

Windrose Planarity: Embedding Graphs with Direction-Constrained Edges*

Patrizio Angelini[†] Giordano Da Lozzo[‡] Giuseppe Di Battista[‡]
Valentino Di Donato[‡] Philipp Kindermann[§] Günter Rote[¶] Ignaz Rutter^{||}

Abstract

Given a planar graph $G(V, E)$ and a partition of the neighbors of each vertex $v \in V$ in four sets \hat{v} , \check{v} , \acute{v} , and \grave{v} , the problem WINDROSE PLANARITY asks to decide whether G admits a *windrose-planar drawing*, that is, a planar drawing in which (i) each neighbor $u \in \hat{v}$ is above and to the right of v , (ii) each neighbor $u \in \check{v}$ is above and to the left of v , (iii) each neighbor $u \in \acute{v}$ is below and to the left of v , (iv) each neighbor $u \in \grave{v}$ is below and to the right of v , and (v) edges are represented by curves that are monotone with respect to each axis. By exploiting both the horizontal and the vertical relationship among vertices, windrose-planar drawings allow to simultaneously visualize two partial orders defined by means of the edges of the graph.

Although the problem is \mathcal{NP} -hard in the general case, we give a polynomial-time algorithm for testing whether there exists a windrose-planar drawing that respects a combinatorial embedding that is given as part of the input. This algorithm is based on a characterization of the plane triangulations admitting a windrose-planar drawing. Furthermore, for any embedded graph admitting a windrose-planar drawing we show how to construct one with at most one bend per edge on an $O(n) \times O(n)$ grid. The latter result contrasts with the fact that straight-line windrose-planar drawings may require exponential area.

1 Introduction

Planarity is among the most studied topics in Graph Algorithms and Graph Theory, and a great body of literature is devoted to the study of constrained notions of planarity. Classical examples are clustered planarity [2, 6, 13], in which vertices are constrained into prescribed regions of the plane called clusters, level planarity [3, 17], in which vertices are assigned to horizontal lines, strip planarity [1], in which vertices have to lie inside parallel strips of the plane, and upward planarity. A directed acyclic graph is *upward-planar* if it admits a planar drawing in which, for each directed edge (u, v) , vertex u lies below v and (u, v) is represented as a y -monotone curve. Intuitively, edges “flow” from South to North. While testing upward planarity is in general \mathcal{NP} -hard [15], the case in which the combinatorial embedding of the graph is prescribed can be tested in polynomial time [4].

We introduce and study WINDROSE PLANARITY, a notion of planarity that naturally generalizes upward planarity. While upward planarity considers only two cardinal points (North and South), windrose planarity distinguishes four directions (NE, NW, SW, and SE), which we denote by the symbols \nearrow , \nwarrow , \swarrow , and \searrow , respectively. More formally, let G be a graph and suppose that, for each vertex v of G , its neighbors are partitioned into four (possibly empty) sets \hat{v} , \check{v} , \acute{v} , and \grave{v} . A drawing of G is *windrose-planar* if it is planar, edges are drawn as curves that are both x - and y -monotone, and, for each vertex v , the vertices in \hat{v} , \check{v} , \acute{v} , and \grave{v} lie NE, NW, SW, and SE of v , respectively; see Fig. 1 for an illustration. Note that, in order for a windrose-planar drawing of the graph in Fig. 1 to exist, the embedding has to be changed. However, even windrose-planar drawings with the same embedding might be very different; see Fig. 2 for two windrose-planar drawings of the same cycle. While upward-planar drawings represent *one* partial order, windrose-planar drawings can be used to represent *two* independent partial orders, given through the same edges.

*This work was initiated at the Bertinoro Workshop on Graph Drawing 2015, which was supported by the European Science Foundation as part of the EuroGIGA collaborative research program (Graphs in Geometry and Algorithms). Work by Angelini was partially supported by DFG grant Ka812/17-1. Work by Da Lozzo, Di Battista, and Di Donato was supported in part by the Italian Ministry of Education, University, and Research (MIUR) under PRIN 2012C4E3KT national research project “AMANDA – Algorithmics for MAssive and Networked DAta”. Work by Rutter was supported by grant WA 654/21-1 of the German Research Foundation (DFG).

[†]Wilhelm-Schickard-Institut für Informatik, Universität Tübingen, Germany, angelini@informatik.uni-tuebingen.de.

[‡]Department of Engineering, Roma Tre University, Italy, dalozzo@dia.uniroma3.it, gdb@dia.uniroma3.it, and didonato@dia.uniroma3.it.

[§]LG Theoretische Informatik, FernUniversität in Hagen, Germany philipp.kindermann@fernuni-hagen.de.

[¶]Institut für Informatik, Freie Universität Berlin, Germany, rote@inf.fu-berlin.de.

^{||}Institute of Theoretical Informatics, Karlsruhe Institute of Technology, Germany, rutter@kit.edu.




Figure 1: (a) A graph with specified quadrant directions for each edge (black edges are directed bottom-right, gray edges are directed top-right), (b) a windrose-planar drawing.

The study of this problem is also motivated by its strong relation with BI-MONOTONICITY, introduced by Fulek et al. [14]. The BI-MONOTONICITY problem is a WINDROSE PLANARITY problem where the relative positions of the vertices are specified not only for adjacent vertices, but for all pairs of vertices. A similar notion for grid drawings has been studied previously under the name of Manhattan-geodesic drawings [16, 18]. Di Giacomo et al. [11] studied the problem of constructing a planar drawing of a directed graph where each edge can be drawn either x -monotone or y -monotone. While WINDROSE PLANARITY is a generalization of upward planarity, this problem is a relaxation of it. Di Battista et al. [8] investigated the problem of computing a crossing-free 3D orthogonal drawing of a cycle whose edges have each been assigned a desired direction (East, West, North, South, Up, or Down).

Our contributions are as follows. Given that WINDROSE PLANARITY generalizes upward planarity, we get as an immediate consequence that testing WINDROSE PLANARITY is \mathcal{NP} -hard and that straight-line windrose-planar drawings may require exponential area (Section 2). Hence, we study plane graphs, that is, planar graphs with a fixed combinatorial embedding. Our main contribution is to provide a polynomial-time testing algorithm for this case (Sections 4 and 5). The algorithm is based on the following main concepts. Let G be a plane graph. First, we introduce a *labeling* with angle categories $0^\circ, 90^\circ, 180^\circ, 270^\circ$, and 360° of the pairs of edges that are consecutive on a face of G ; a labeling is *angular* if labels around a vertex sum up to 360° and for each internal (external) facial cycle of length k the sum of the labels respects the formula for the angle sum of a k -gon, i.e., $k \cdot 180^\circ - 360^\circ$ ($k \cdot 180^\circ + 360^\circ$). Second, we show that if G is a triangulation, then the constraints on the relative positions of the adjacent vertices of G naturally determine a unique labeling. We prove that if such a labeling is angular, then G is windrose-planar and admits a 1-bend windrose-planar drawing on an $O(n) \times O(n)$ grid. The proof is based on an augmentation technique that transforms the triangulation in such a way that its angular labeling only has 0° and 90° labels. Third, we deal with general plane graphs. In this case, it is no longer true that the constraints on the relative positions of the adjacent vertices of G determine a unique labeling. We show how to find an angular labeling if it exists, by solving a flow problem in a planar network. Fourth, we show that a plane graph with an angular labeling can be augmented to a triangulation with an angular labeling. Finally, we directly get a characterization of the plane graphs admitting a windrose-planar drawing based on the above arguments.

We also investigate the question whether a windrose-planar graph admits a straight-line windrose-planar drawing; observe that this is always true for upward-planar graphs [9]. Even though we do not answer this question in its entirety, we present three interesting related results. First, we give an algorithm to construct windrose-planar drawings of windrose-planar graphs with at most one bend per edge, and whose vertices and bends lie on a polynomial-size grid (Section 4); we remark that straight-line drawings of windrose-planar graphs may require exponential area (Section 2 and 6). Second, we provide an algorithm to compute straight-line windrose-planar drawings for a notable class of graphs (Section 6). Third, we answer in the negative an open question by Fulek et al. [14] about the straight-line realizability of bi-monotone drawings (Section 6).

2 Preliminaries

A planar *drawing* of a graph G maps the vertices of G to distinct points in the plane and the edges of G to simple interior-disjoint Jordan curves between their endpoints. A planar drawing Γ induces a *combinatorial embedding* or *planar embedding* which is the class of topologically equivalent drawings. In particular, an embedding specifies the regions of the plane, called *faces*, whose boundary consists of a cyclic sequence of edges. The unbounded face is called the *outer face*, the other faces are called *internal faces*. Vertices and edges incident to the outer face are called *external* vertices and edges, respectively. The remaining vertices and edges are *internal*. A *plane graph* is a graph together with a combinatorial embedding and a prescribed outer face. A vertex of a plane graph G is *external* if it is incident to the outer face of G and *internal* otherwise. A plane graph G is (*internally*) *triangulated* if all (internal) faces are 3-cycles. A *triangulation* is a triangulated plane graph. We say that a drawing in which

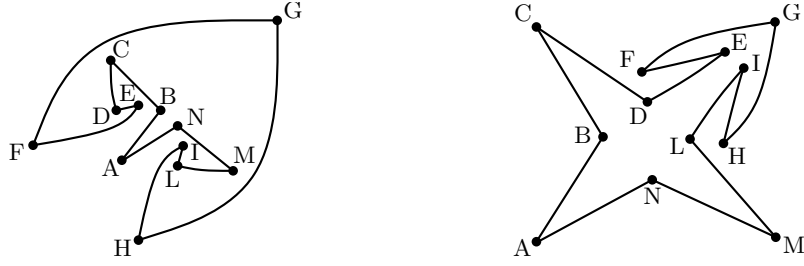


Figure 2: Two windrose-planar drawings of the same cycle. Note that for each vertex the set of neighbors in each of the four quadrants is the same in the two drawings.

edges are represented by polylines is a k -bend drawing on a grid if each edge has at most k bends, and all vertices and bends of the edges lie on the points of the grid.

A *separating k -set* of a graph is a set of k vertices whose removal increases the number of connected components. A vertex constituting a separating 1-set is also called *cutvertex*. A graph is k -connected if it has at least $k + 1$ vertices and does not have any separating $(k - 1)$ -set. Graphs that are 2-connected and 3-connected are also called *biconnected* and *triconnected*, respectively. A *block* of a graph G is a maximal subgraph that is biconnected.

A k -*subdivision* G' of a (plane) graph G is a (plane) graph obtained from G by replacing each edge (u, v) with a path between u and v containing at most k intermediate vertices. If the path replacing (u, v) has at least one intermediate vertex, we call the edges of the path *subdivision edges* and its intermediate vertices *subdivision vertices*. An *augmentation* G' of a (plane) graph G is a (plane) graph obtained from G by adding some dummy vertices and edges.

Planar 3-trees, also referred as *stacked triangulations* or *Apollonian graphs*, are special types of planar triangulations which can be generated from a triangle by a sequential addition of vertices of degree 3 inside faces.

A directed graph is *acyclic* if it does not contain any directed cycle.

An x -*monotone* (y -*monotone*) curve is a curve that intersects every vertical line (every horizontal line) in at most one point. An xy -*monotone* curve is both x -monotone and y -monotone.

A drawing in which edges are drawn as polylines is a k -*bend drawing on a grid* if each edge has at most k bends, and all vertices and bends have integer coordinates. For such a drawing the *area* of the drawing is defined by the area of its minimum bounding box. If the vertices are not required to lie on a grid, the area denotes the ratio of the lengths of the longest and the shortest edge.

Windrose Planarity. A *quadrant-constrained graph* (q -*constrained graph*) is a pair (G, Q) where G is an undirected planar graph and Q contains q -*constraints*, that is, a partition of the neighbors of each vertex v into four sets $\hat{v}_1, \hat{v}_2, \hat{v}_3$, and \hat{v}_4 . We define the \nearrow -, \nwarrow -, \swarrow -, and \searrow -*quadrant* of a vertex v in a drawing as the first, second, third, and fourth quadrant around the point where v lies, respectively. A *windrose-planar* drawing of a q -constrained graph (G, Q) is a planar drawing of G such that each edge (u, v) is drawn as an xy -monotone curve and u lies in the \circ -quadrant of v , if $u \in \hat{v}_\circ$. We say that (G, Q) is a *windrose-planar graph* if it admits a windrose-planar drawing. We assume throughout that the relative assignment of adjacent vertices is *consistent* in the following sense: for each edge (u, v) , we have $v \in \hat{u}_\circ \Leftrightarrow u \in \hat{v}_\circ$, and $v \in \hat{u}_\circ \Leftrightarrow u \in \hat{v}_\circ$. Whenever we add an edge (u, v) to a q -constrained graph and assign v to one of the four quadrants of u , we will implicitly assume that u is added to the appropriate quadrant of v to maintain consistency. The problem WINDROSE PLANARITY asks whether a given q -constrained graph is windrose-planar; see Fig. 3 for a negative example. Clearly, a disconnected q -constrained graph is windrose-planar if and only if all its connected components are. Hence, in the remainder of the paper we assume the graphs to be connected.

Let (G, Q) be a q -constrained plane graph with planar embedding \mathcal{E} . The *leftmost* (the *rightmost*) *neighbor* of a vertex v of G in \hat{v}_\circ , with $\circ \in \{\nearrow, \nwarrow, \swarrow, \searrow\}$, is the neighbor $u \in \hat{v}_\circ$, such that there exists no vertex $u' \in \hat{v}_\circ$ that precedes (follows) u in the clockwise order of the neighbors around v in \mathcal{E} . Note that such a neighbor might not exist. We denote by G^\uparrow the graph obtained from G by directing its edges from u to v if $v \in \hat{u}_\circ \cup \hat{u}_\circ$. Similarly, we denote by G^\rightarrow the graph obtained from G by directing its edges from u to v if $v \in \hat{u}_\circ \cup \hat{u}_\circ$.

OBSERVATION 1. In any embedding corresponding to a windrose-planar drawing of a q -constrained graph (G, Q) , for each vertex u of G , the neighbors of u appear around u in this clockwise order: first the vertices in \hat{u}_\circ , then the vertices in \hat{u}_\circ , then the vertices in \hat{u}_\circ , and then the vertices in \hat{u}_\circ .

Relationship with Upward Planarity. WINDROSE PLANARITY has a strong relationship with upward

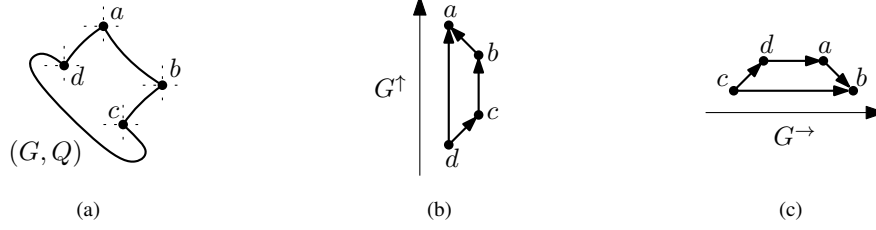


Figure 3: (a) Illustration of a q-constrained plane graph (G, Q) that is not windrose-planar, indicating the desired quadrant for each edge. (b-c) Upward-planar drawings of the plane graphs G^\uparrow and G^\rightarrow .

planarity [4], which is defined as follows. Let D be a directed graph. An *upward-planar* drawing of D is a planar drawing in which each directed edge (u, v) is drawn as a y -monotone curve such that vertex u lies below vertex v . The upward planarity problem asks whether D admits an upward-planar drawing. The first relationship concerns graphs G^\uparrow and G^\rightarrow . We say that a q-constrained graph (G, Q) is *bi-acyclic* if G^\uparrow and G^\rightarrow are acyclic. Recall that upward-planar graphs are acyclic, hence any q-constrained windrose-planar graph is bi-acyclic. It is easy to see that the upward planarity of G^\uparrow and G^\rightarrow is a necessary condition for the windrose planarity of (G, Q) . On the other hand, this condition is not sufficient, as shown in Fig. 3. An even stronger relationship is that WINDROSE PLANARITY is, in fact, a generalization of upward planarity. Namely, an instance of upward planarity can be translated into one of WINDROSE PLANARITY by just placing the outgoing neighbors and the incoming neighbors of a vertex v into sets \hat{v} and \check{v} , respectively. The two instances are then equivalent: If we have an upward-planar drawing, we can assume that the edges are straight-line segments [9]; then, we can make all slopes larger than 1 in absolute value by scaling the x -axis; and finally perform a rotation by $\pi/4$ to make the drawing windrose-planar. The other direction is trivial, as any windrose-planar drawing of (G, Q) is also an upward drawing of G^\uparrow . Since upward planarity is \mathcal{NP} -complete [15] and since there are directed graphs requiring exponential area in any straight-line upward-planar drawing [10], the following negative results are immediate consequences.

THEOREM 2.1. *The problem WINDROSE PLANARITY is \mathcal{NP} -complete.*

THEOREM 2.2. *There exists an infinite family of q-constrained graphs (G_n, Q_n) on n vertices such that any straight-line windrose-planar drawing of (G_n, Q_n) has area $\Omega(2^{n/2})$, under any resolution rule.*

In Section 6, we strengthen Theorem 2.2 by exploiting all four sets of neighbors to give a q-constrained n -vertex graph requiring $\Omega(4^{n/3})$ area in any straight-line windrose-planar drawing.

3 Q-Constraints and Angle Categories

In this section, we develop an alternative description of q-constrained graphs that is sometimes more useful than the quadrant-based view. We consider only xy -monotone drawings. Further, since any xy -monotone drawing can be transformed into an xy -monotone polyline drawing by suitably adding bends, we consider only polyline drawings. Finally, we assume that segments incident to vertices are close to having slope 1 or -1 . Note that every xy -monotone drawing can be transformed into an xy -monotone drawing satisfying these restrictions by adding bends close to the vertices.

Consider a plane graph. We call an incidence between a vertex v and a face f an *angle*. Every angle is bounded by two edges e and e' incident to v , where e precedes e' in the clockwise circular order of the edges incident to v ; we denote the angle by $\langle e, e' \rangle$ and say that $\langle e, e' \rangle \in f$. If vertex v has degree 1, then it has just one angle $\langle e, e \rangle$ that is bounded by the same edge from both sides. If a vertex v has only one angle in f (e.g., if the graph is a triangulation), then we also denote the angle by $\langle v, f \rangle$.

We consider five different *angle categories*: 0° , 90° , 180° , 270° , and 360° . A *labeling* A assigns to each angle of a plane graph one of these angle categories; see Fig. 4(a). A *labeled graph* (G, A) is a pair where G is a plane graph and A is a labeling of its angles. An *angular drawing* of (G, A) is an xy -monotone drawing of G such that (i) the first and the last segment of an edge have slopes close to 1 or -1 , i.e., the polar angles of such segments differ by at most 1° from one of values $\pm 45^\circ$ or $\pm 135^\circ$, and (ii) the geometric angle α formed by two consecutive adjacent edges e and e' is close to the angle category of the corresponding angle $\langle e, e' \rangle$, i.e., $|\alpha - A(\langle e, e' \rangle)| < 2^\circ$. See Fig. 4(b).

LEMMA 3.1. *Let (G, A) be a labeled graph. If (G, A) admits an angular drawing, then A satisfies the following conditions.*

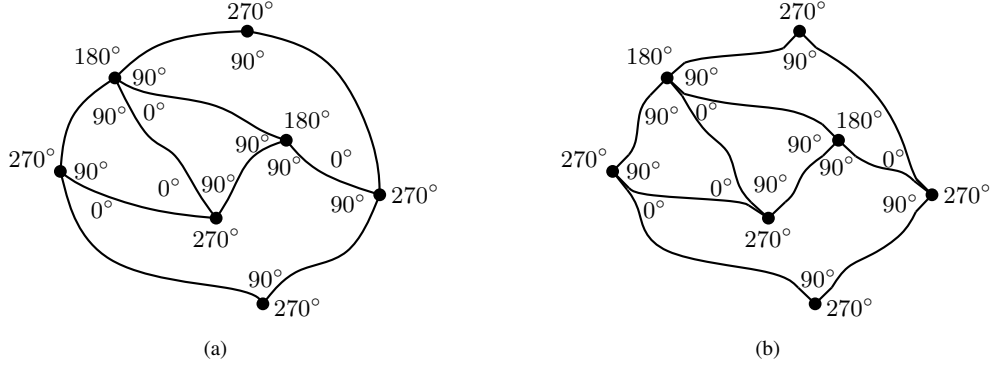


Figure 4: (a) Windrose-planar drawing Γ of a q -constrained plane graph (G, Q) . Angle categories of the labeling A corresponding to Γ are shown. (b) Angular drawing Γ' of (G, A) ; note that Γ' is also a windrose-planar drawing of (G, Q) .

- (a) Vertex condition: *the sum of the incident angle categories is 360° for every vertex.*
(b) Cycle condition: *for every face f of length k , if f is an internal face, then the sum of the angles is $k \cdot 180^\circ - 360^\circ$; otherwise, if f is the outer face, then the sum of its angle categories is $k \cdot 180^\circ + 360^\circ$.*

Proof. Let Γ be an angular drawing of (G, A) that we assume, without loss of generality, to be a polygonal drawing (i.e., each edge is a polyline). Let $e = (u, v)$ be an edge of G . Refer to Fig. 5. The *direction* $d_u(e)$ of e at u is the polar angle of e at u , where $d_u(e) \in (-180^\circ, +180^\circ)$. The *reference direction* $r_u(e)$ of e at u is the polar angle of the diagonal line in the center of the angular range corresponding to the quadrant of u containing v , where $r_u(e) \in \{\pm 45^\circ, \pm 135^\circ\}$. The *correction term* $\alpha_u(e)$ of e at u equals $d_u(e) - r_u(e)$. Note that $d_u(e) = 180^\circ - d_v(e)$ and $r_u(e) = 180^\circ - r_v(e)$, hence $\alpha_u(e) = \alpha_v(e)$ and we simply write $\alpha(e)$.

Consider an angle $\langle e, e' \rangle$ at a vertex v . We denote by $\beta(\langle e, e' \rangle)$ the geometric angle of e and e' at v . By the definition of the correction terms we have the following: $\beta(\langle e, e' \rangle) = A(\langle e, e' \rangle) - \alpha(e) + \alpha(e')$.

Consider the edges e_1, e_2, \dots, e_k in this circular order around vertex v , and let $e_{k+1} = e_1$. Then, $360^\circ = \sum_{i=1}^k \beta(\langle e_i, e_{i+1} \rangle) = \sum_{i=1}^k A(\langle e_i, e_{i+1} \rangle)$ since the correction terms cancel out. Hence, the Vertex condition holds.

Consider the edges e_1, e_2, \dots, e_k in this circular order along face f , and let $e_{k+1} = e_1$. We can add additional vertices at the bend points of the edges. Subdividing an edge increases k but it also creates an additional angle of category 180° , so the total effect neutralizes. Thus, we now we have a k -gon (possibly with a larger k than before) whose edges e_i are straight-line segments. By the formula for the angle sum of a k -gon, we have $k \cdot 180^\circ - 360^\circ = \sum_{i=1}^k \beta(\langle e_i, e_{i+1} \rangle) = \sum_{i=1}^k A(\langle e_i, e_{i+1} \rangle)$, where the latter equality holds since the correction terms cancel out. The proof for the outer face is analogous. Hence, the Cycle condition holds. \square

A labeling satisfying the conditions of Lemma 3.1 is called an *angular labeling*. We now establish a connection between angular labelings and q -constraints. Given a labeled graph (G, A) , the relative positions of the adjacent vertices with respect to each other in any angular drawing Γ of (G, A) are unique up to a rotation of Γ by a multiple of 90° . Hence, starting from A , we can uniquely define q -constraints Q_A for G that preserve the

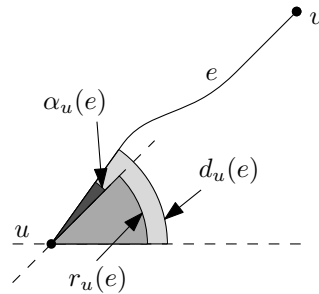


Figure 5: Illustrations for the definitions of direction, reference direction, and correction term.

circular order of their quadrants. Namely, consider an angle $\langle e, e' \rangle$ bounded by edges $e = (v, u)$ and $e' = (v, w)$. Assume, without loss of generality up to a rotation by a multiple of 90° , that $u \in \hat{v}$. If either $A(\langle e, e' \rangle) = 0^\circ$ or $A(\langle e, e' \rangle) = 360^\circ$, then u and w lie in the same quadrant of v in any angular drawing of G respecting A ; we represent this fact by setting $w \in \hat{v}$; if $A(\langle e, e' \rangle) = 90^\circ$, then $w \in \bar{v}$; if $A(\langle e, e' \rangle) = 180^\circ$, then $w \in \check{v}$; and if $A(\langle e, e' \rangle) = 270^\circ$, then $w \in \dot{v}$. We formalize these concepts in the following observation.

OBSERVATION 2. *An angular labeling A defines a unique (up to cyclically shifting the quadrants) set Q_A of q -constraints. Any angular drawing of (G, A) is a windrose-planar drawing of (G, Q_A) (after a possible rotation by a multiple of 90°).*

Conversely, for a q -constrained graph (G, Q) there may exist different angular labelings A and A' such that $Q_A = Q_{A'} = Q$. Suppose we are given a windrose-planar drawing Γ of a q -constrained graph (G, Q) . Assume that the first and the last segment of each edge has slope close to 1 or to -1 ; see Fig. 4(b). Now, all geometric angles at the vertices are close to one of the angles in $\{0^\circ, 90^\circ, 180^\circ, 270^\circ, 360^\circ\}$ in Γ . This determines a unique angular labeling A_Γ of G . However, the angular labeling A_Γ depends on Γ , not only on Q . In fact, while angle categories of $90^\circ, 180^\circ$, and 270° are uniquely defined by the q -constraints, the assignment of 0° and 360° angle categories is not unique. This is the case precisely for those vertices that have degree at least 2 and whose neighbors all lie in the same quadrant. We call such vertices *ambiguous*. Vertices A, C, E, F, G, H, I, M of Fig. 2 are ambiguous, while the remaining vertices are not. A *large-angle assignment* L assigns to each ambiguous vertex one of its incident angles. The q -constraints Q together with a large-angle assignment L uniquely determine a labeling $A_{Q,L}$ of G .

OBSERVATION 3. *Any windrose-planar drawing of (G, Q) in which the first and the last segment of each edge has slope close to 1 or -1 and the geometric angles close to 360° comply with the large-angle assignment L is an angular drawing of $(G, A_{Q,L})$.*

Once we have performed the large-angle assignment for each vertex, the problems of computing windrose-planar drawings and angular drawings are equivalent. Hence, in the following, we will refer to these notions of drawings interchangeably.

Let $G \subseteq G'$ be two plane graphs and let A and A' be labelings of G and G' , respectively. We say that A' *refines* A if for each angle $\langle e, e' \rangle$ of G we have $A(\langle e, e' \rangle) = \sum_{\langle l, l' \rangle \in C(e, e')} A(\langle l, l' \rangle)$, where $C(e, e')$ denotes the angles of G' clockwise between e and e' .

LEMMA 3.2. *Let (G, A) be a labeled graph and let G' be the graph obtained by adding to G an edge e inside a face f of G . Also, let f_1 and f_2 be the two faces of G' that are incident to e . Let A' be a labeling of G' refining A . Then, A' is an angular labeling if and only if A is an angular labeling and f_1 satisfies the Cycle condition.*

Proof. Clearly, A' satisfies the Vertex condition for all vertices if and only if A does, due to the fact that A' refines A .

We now consider the Cycle condition. First observe that all faces of G' not incident to e also occur in G with the same angles; hence their Cycle conditions are equivalent.

Suppose that A' is an angular labeling, which implies that f_1 and f_2 satisfy the Cycle condition. Hence, $s_i = \sum_{\langle a, b \rangle \in f_i} 180^\circ \cdot k_i - 360^\circ$, with $i = 1, 2$, where k_i is the length of the facial cycle of f_i . Since A' refines A , we have that $s = \sum_{\langle a, b \rangle \in f} 180^\circ \cdot k_1 - 360^\circ + 180^\circ \cdot k_2 - 360^\circ = 180^\circ \cdot (k_1 + k_2 - 2) - 360^\circ$. Given that the length of the facial cycle of f is $k = k_1 + k_2 - 2$, we have that f satisfies the Cycle condition.

Suppose that A is an angular labeling and that f_1 satisfies the Cycle condition. Hence, $s = 180^\circ \cdot k - 360^\circ$ and $s_1 = 180^\circ \cdot k_1 - 360^\circ$. Since A' refines A , we have that $s_2 = s - s_1$. Thus, $s_2 = 180^\circ \cdot k - 360^\circ - (180^\circ \cdot k_1 - 360^\circ) = 180^\circ \cdot (k - k_1) = 180^\circ \cdot (k - k_1 + 2) - 360^\circ$. Given that $k_2 = k - k_1 + 2$, we have that f_2 satisfies the Cycle condition. This concludes the proof. \square

COROLLARY 3.1. *Let (G', A') be a labeled graph such that A' is angular and let G be a connected subgraph of G' with the unique labeling A such that A' refines A . Then, A is an angular labeling. In particular, for every simple cycle C of G' , the face obtained by removing the interior of C satisfies the Cycle condition.*

4 Triangulated q -constrained graphs

In this section, we consider windrose-planar drawings of triangulated q -constrained graphs. We prove that, for these graphs, the necessary condition that the labeling determined by the q -constraints is angular (Lemma 3.1) is also sufficient for windrose-planarity. Further, we prove that a windrose-planar triangulated q -constrained graph admits a windrose-planar drawing with one bend per edge and polynomial area.

We start by observing some important properties of triangulated q -constrained graphs and of their angular labelings. The first observation directly follows from the Cycle condition, which requires that the sum of the angle categories of the angles incident to each internal triangular face is 180° .

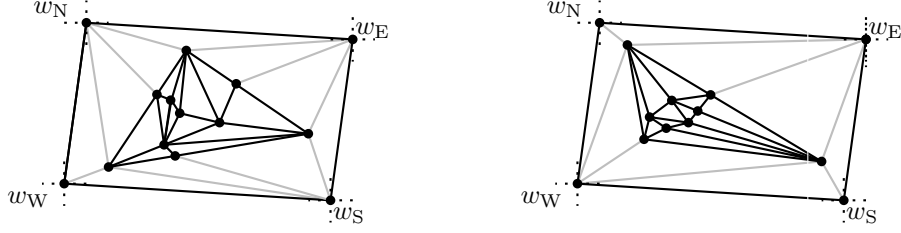


Figure 6: Windrose-planar drawings of two quasi-triangulated q -constrained graph.

OBSERVATION 4. Let (G, Q) be a triangulated q -constrained graph with large-angle assignment L and let $A_{Q,L}$ be the corresponding labeling of G . If $A_{Q,L}$ is angular, then no internal angle of G has category larger than 180° and each internal face f of G has at least an internal angle with category 0° .

An implication of this observation is that no internal angle can be assigned category 360° . In fact, a large-angle assignment is needed only for vertices incident to the outer face. Hence, an angular labeling of a triangulated q -constrained graph, if any, is unique. In the remainder of the section, when considering a triangulated q -constrained graph, we will thus omit to explicitly refer to its large-angle assignment.

LEMMA 4.1. Let (G, Q) be a triangulated q -constrained graph and suppose that the labeling A_Q determined by Q is angular. Then, (i) the two graphs G^\uparrow and G^\rightarrow do not have internal sources or sinks, and (ii) (G, Q) is bi-acyclic.

Proof. We first prove that G^\uparrow and G^\rightarrow do not have internal sources or sinks. Assume that there is an internal source v in G^\uparrow . This implies that $\vec{v} = \check{v} = \emptyset$, and hence v has an internal angle with category 270° or 360° , which contradicts Observation 4. The cases that v is a sink or that v is a source/sink in G^\rightarrow are analogous. Thus, there are no internal sources and sinks.

To prove that (G, Q) is bi-acyclic, we first show that the internal faces of G^\uparrow and G^\rightarrow are acyclic. Consider any internal face $f = (u, v, w)$ and the angle $\langle e, e' \rangle$, where $e = (v, u)$ and $e' = (v, w)$, such that $A(\langle e, e' \rangle) = 0^\circ$, which exists by Observation 4. By construction of A_Q , we have that $u, w \in \check{v}$, for some $\circ \in \{\nearrow, \nwarrow, \swarrow, \searrow\}$, and hence e and e' are either both outgoing or both incoming edges of v in G^\uparrow and G^\rightarrow . Hence, f is acyclic in both G^\uparrow and G^\rightarrow .

In order to prove that both G^\uparrow and G^\rightarrow are acyclic, we show by a counting argument that the acyclicity of each internal face of a triangulated directed graph H without internal sources and sinks implies the acyclicity of the whole graph. Namely, since each internal triangular face of H is acyclic, it has a source and a sink vertex, plus a vertex that we call *transition vertex*. Assume, for a contradiction, that H has a simple directed cycle C with n_C vertices. Consider the internally triangulated subgraph H' of H consisting of C together with all vertices and edges in the interior of C . If H' has n_I interior vertices, then it has $2n_I + n_C - 2$ internal triangular faces. Since H does not have internal sources or sinks, neither does H' . Therefore, every internal vertex v of H' is a transition vertex for at least two faces, namely the faces whose boundary contains an incoming and an outgoing edge of v . Also, every vertex v on the cycle C is a transition vertex for at least one face since, by assumption, C is a directed cycle and hence v has at least one incoming and at least one outgoing edge in H' . Thus, there are at least $2n_I + n_C$ pairs v, f such that v is a transition vertex for face f . However, there are only $2n_I + n_C - 2$ faces, each with one transition vertex, a contradiction. Hence, H is acyclic. This concludes the proof of the lemma. \square

We now show that a triangulated q -constrained graph (G, Q) whose corresponding labeling A_Q is angular is windrose-planar. By Observation 4, each internal angle of (G, Q) has category 0° , 90° , or 180° in A_Q . In Lemma 4.2, we prove that, if no internal angle has category 180° , then (G, Q) admits a straight-line windrose-planar drawing on the $n \times n$ grid. We prove this lemma under the assumption that (G, Q) is internally triangulated and its outer face has four incident vertices w_N, w_W, w_S, w_E , with $w_N \in \check{w}_W, w_W \in \check{w}_S, w_S \in \check{w}_E$, and $w_E \in \check{w}_N$; we say that (G, Q) is *quasi-triangulated* (see Fig. 6). We will then exploit this lemma to prove the main result of the section in Theorem 4.1.

LEMMA 4.2. Let (G, Q) be a quasi-triangulated q -constrained graph whose corresponding labeling A_Q is angular. If each internal angle of (G, A_Q) has category 0° or 90° , then (G, Q) has a straight-line windrose-planar drawing on the $n \times n$ grid, which can be constructed in $O(n)$ time.

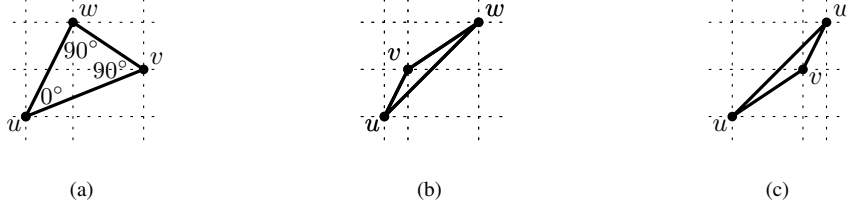


Figure 7: Orientations of a face $f = (u, v, w)$, when (a) one angle has category 0° and (b–c) two angles have category 0° .

Proof. We construct a straight-line drawing Γ of (G, Q) by assigning the x -coordinates of the vertices according to a topological ordering of G^\rightarrow and the y -coordinates according to a topological ordering of G^\uparrow . Since, by Lemma 4.1, G is bi-acyclic, such topological orderings can always be found, and the vertices of G lie in Γ on the $n \times n$ grid. Clearly, drawing Γ can be constructed in $O(n)$ time.

We now show that Γ is windrose-planar. Let us consider an internal face $f = (u, v, w)$. Since no internal angle has category 180° and since A_Q satisfies the Cycle condition, we have that one of the internal angles of f has category 0° , say $A(\langle u, f \rangle) = 0^\circ$, while the others have 90° , that is, $A(\langle v, f \rangle) = A(\langle w, f \rangle) = 90^\circ$.

We will show that f is drawn in Γ with the same orientation as in the planar embedding of G , that is, the order of the edges around each of the vertices of f in Γ coincides with the one in the given planar embedding of G . This is equivalent to saying that the order in which u, v , and w are encountered when traversing f clockwise in Γ is the same as they appear along the boundary of f in the planar embedding of G . In fact, the orientation of f is uniquely determined by the order of the x - and y -coordinates imposed by G^\rightarrow and G^\uparrow , respectively; see Fig. 7. This is due to the fact that, since $A(\langle u, f \rangle) = 0^\circ$, vertex u is either a source or a sink of f in both G^\rightarrow and G^\uparrow , while, since $A(\langle v, f \rangle) = A(\langle w, f \rangle) = 90^\circ$, each of vertices v and w is either a sink or a source in exactly one of G^\rightarrow and G^\uparrow , and neither a sink nor a source in the other one. Hence, the x -coordinate of w lies between those of u and v , and the y -coordinate of v lies between those of u and w , as in Fig. 7(a), or vice versa. Note that this property would not hold if two interior angles of f had category 0° and the third one 180° , as in Fig. 7(b)–7(c), but this case is excluded by hypothesis.

We claim that the orientation of f in Γ agrees with the orientation of f in the planar embedding of G . Suppose that u, w, v appear in this clockwise order along f in this embedding. Since $A(\langle u, f \rangle) = 0^\circ$, vertices v and w belong to the same quadrant of u , say $v, w \in \hat{u}$. Since u, w, v appear in this clockwise order along f , vertex v immediately precedes u in the clockwise order around w in the planar embedding of G . This, together with the fact that $A(\langle w, f \rangle) = 90^\circ$, implies that $v \in \hat{w}$ (note that $u \in \hat{w}$ since $w \in \hat{u}$). These q-constraints uniquely determine the orientation of the edges of f in G^\uparrow and G^\rightarrow , and hence the ordering of the x - and y -coordinates of u, v , and w in Γ . Namely, $x(u) < x(w) < x(v)$ and $y(u) < y(v) < y(w)$. Note that any drawing of f respecting these two orders is such that u, v , and w appear in this clockwise order (see Fig. 7(a)), which concludes the proof of the claim.

As for the outer face, the fact that its orientation in Γ agrees with the one in the planar embedding of G directly follows from the fact that, by the definition of quasi-triangulated q-constrained graphs, the outer face has a unique orientation, namely w_W, w_N, w_E, w_S always appear in this clockwise order around the outer face. This agrees with the order in which they appear in Γ , since w_W and w_E (w_S and w_N) are the first and the last vertices in any topological ordering of G^\rightarrow (of G^\uparrow).

To complete the proof, we have to argue that having all the faces of G drawn in Γ with the same orientation as in the planar embedding of G is sufficient for Γ to be planar. We define a function $\varphi: \mathbb{R}^2 \rightarrow \mathbb{N}$, where $\varphi(x)$ counts the number of triangles of G bounding a face in which a point x is contained. Since the triangles are oriented consistently, $\varphi(x)$ does not change when x crosses an interior edge: it leaves one triangle and enters another. The function $\varphi(x)$ changes only (by ± 1) when crossing an external edge, and we have $\varphi(x) = 0$ at infinity. Thus, $\varphi(x) = 1$ inside the external quadrilateral (except on edges and vertices) and $\varphi(x) = 0$ outside. We conclude that the triangular faces form a tiling of the external quadrilateral, and thus they form a straight-line planar drawing. \square

We now prove that every triangulated q-constrained graph whose corresponding labeling is angular can be transformed into a q-constrained graph that satisfies the conditions of Lemma 4.2.

LEMMA 4.3. *Let (G, Q) be a triangulated q-constrained graph whose corresponding labeling A_Q is angular. Then, there exists a quasi-triangulated q-constrained graph (G^*, Q^*) such that (i) the labeling A_{Q^*} of (G^*, Q^*) is angular and no internal angle has category 180° in A_{Q^*} , and (ii) (G^*, Q^*) contains a 1-subdivision of G as a subgraph. Also, (G^*, Q^*) can be constructed in linear time.*

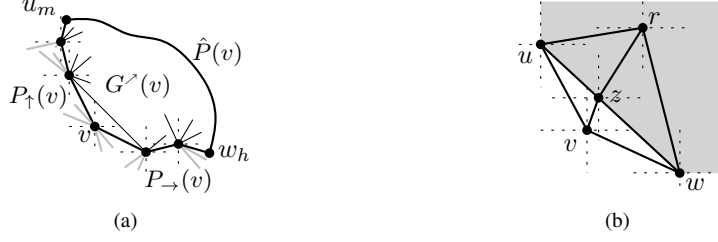


Figure 8: (a) The \nearrow -subgraph $G^{\nearrow}(v)$ of G with respect to a vertex v with $\hat{v} = \emptyset$. Black edges belong to $G^{\nearrow}(v)$, while gray edges do not. Bold edges compose the paths $P_{\uparrow}(v)$, $\hat{P}(v)$, and $P_{\rightarrow}(v)$ delimiting $G^{\nearrow}(v)$. (b) Illustration for the case in which edge (u, w) is not incident to the outer face of G . The gray-shaded region is the one where r can lie in G , since $r \notin \hat{u}$ and $r \notin \hat{w}$.

Proof. We first need to introduce some additional definitions; refer to Fig. 8(a). Let v be any vertex of G . Consider the unique path $P_{\uparrow}(v) = u_1, \dots, u_m$ such that (i) $u_1 = v$, (ii) u_m is the unique vertex of $P_{\uparrow}(v)$ incident to the outer face of G , and (iii) for each $i = 1, \dots, m-1$, vertex u_{i+1} is the rightmost neighbor of u_i in \hat{u}_i if $\hat{u}_i \neq \emptyset$; otherwise, it is the leftmost neighbor of u_i in \hat{u}_i . Since A_Q is angular, no internal angle has category larger than 180° , and hence $\hat{u}_i \cup \hat{u}_{i+1} \neq \emptyset$ as long as u_i is not an external vertex, and since, by Lemma 4.1, G^\uparrow is acyclic, the path $P_{\uparrow}(v)$ can be constructed. Analogously, consider the unique path $P_{\rightarrow}(v) = w_1, \dots, w_h$ such that (i) $w_1 = v$, (ii) w_h is the unique vertex of $P_{\rightarrow}(v)$ incident to the outer face of G , and (iii) for each $i = 1, \dots, h-1$, vertex w_{i+1} is the leftmost neighbor of w_i in \hat{w}_i if $\hat{w}_i \neq \emptyset$; otherwise, it is the rightmost neighbor of w_i in \hat{w}_i . Since $\hat{w}_i \cup \hat{w}_{i+1} \neq \emptyset$ as long as w_i is not an external vertex and since, by Lemma 4.1, G^\rightarrow is acyclic, the path $P_{\rightarrow}(v)$ can be constructed. Graphs $G^{\nwarrow}(v)$, $G^{\swarrow}(v)$, and $G^{\nearrow}(v)$ are defined analogously.

We now proceed with the proof of the statement. Assume that there exists at least one internal angle $\langle v, f \rangle$ with category 180° in G .

We describe the case in which $\hat{v} = \emptyset$; the other cases are analogous. Consider the set X^\nearrow of internal vertices such that for each $x \in X^\nearrow$ there exists a face f_x with $A(\langle x, f_x \rangle) = 180^\circ$ and $\hat{x} = \emptyset$. Let $v \in X^\nearrow$ be a vertex such that the rightmost neighbor u of v in \hat{v} and the leftmost neighbor w of v in \hat{v} are not in X^\nearrow . Since $G^\nearrow(u)$ and $G^\nearrow(w)$ are subgraphs of $G^\nearrow(v) \setminus v$, it follows that such a vertex exists.

Observe that, since $\hat{v} = \emptyset$ and since G is triangulated, the triangle (u, v, w) is a face of G . Also, $u \in \hat{w}$, by the bi-acyclicity of (G, Q) .

If edge (u, w) is not incident to the outer face, then there exists a vertex r creating a face (u, w, r) in G ; refer to Fig. 8(b). We claim that $r \notin \hat{u}$ and $r \notin \hat{w}$. Namely, $r \in \hat{u}$ would imply that $\hat{u} = \emptyset$, since $w \in \hat{u}$ and edges (u, r) and (u, w) are clockwise consecutive around u . Analogous considerations lead to conclude that $r \notin \hat{w}$.

Now, we subdivide (u, w) with a vertex z and augment the obtained 1-subdivision of G with two dummy edges (v, z) and (z, r) such that $u \in \hat{z}$, $r \in \hat{z}$, $w \in \hat{z}$, and $v \in \hat{z}$.

The obtained q-constrained graph (G', Q') is internally-triangulated.

We claim that the labeling $A_{Q'}$ determined by Q' is angular. By construction, $A_{Q'}$ refines A_Q , and hence the Vertex condition is satisfied by all the vertices different from z ; the Vertex condition for z holds since all its four incident angles have category 90° . Also, all the faces of G' that are not incident to z are also faces of G and hence satisfy the Cycle condition. Faces (u, z, v) and (v, z, w) have an angle with category 0° at u and w , respectively, while all the other angles have category 90° , and hence they satisfy the Cycle condition; finally, faces (u, r, z) and (z, r, w) always have an angle with category 0° and two angles with category 90° , regardless of the category of the angle at r in A_Q . By Lemma 4.1, we have that (G', Q') is bi-acyclic and has no internal sources or sinks.

We remark that the addition of the path between v and r via z adds a constraint on the relative position of v and r in G' that was not in G , namely that r has to lie above and to the right of v . However, we proved that this does not alter the bi-acyclicity of (G', Q') . This could also be seen by observing that the presence of edge (u, w) and of vertices u and w implies that there exists no path in G from r to v whose edges are either all directed upwards or all directed rightwards.

Finally, note that the two angles incident to v that are delimited by edge (v, z) get category 90° , since $z \in \hat{v}$, and hence $A_{Q'}$ has fewer internal angles with category 180° than A_Q .

The case that the edge (u, w) is incident to the outer face is simpler. We subdivide (u, w) with a vertex z , augment the obtained 1-subdivision of G with a dummy edge (v, z) , and set $z \in \hat{v}$, $z \in \hat{w}$, and $z \in \hat{u}$; hence obtaining a new internally-triangulated q-constrained graph (G', Q') . The proof that $A_{Q'}$ is angular and has fewer internal angles with category 180° than A_Q proceeds as above.

Since, in both cases, we reduced the number of angles with category 180° by at least one, iterating the above construction yields a q -constrained graph (G^+, Q^+) whose corresponding labeling A_{Q^+} is angular and has no angles with category 180° .

Observe that (G^+, Q^+) contains a 1-subdivision of G as a subgraph; in fact, neither the subdivision nor the dummy edges added to G to obtain G' are subdivided again in the following applications of the transformation. For the subdivision edge (w, z) , this depends on the fact that the (at most) two vertices v and r creating a face with w and z are such that $z \in \hat{v}$, $w \in \hat{v}$, $z \in \hat{r}$, and either $w \in \hat{r}$ or $w \in \hat{r}$; the proof for the other edges is analogous.

Further, G^+ is internally-triangulated and its outer face is a 1-subdivision of the outer face of G such that, if d is the subdivision vertex of edge (a, b) and $b \in \hat{a}$, for some $\circ \in \{\nearrow, \nwarrow, \swarrow, \searrow\}$, then $d \in \hat{a}$ and $b \in \hat{d}$. We augment (G^+, Q^+) to a quasi-triangulated q -constrained graph (G^*, Q^*) by adding four vertices $w_N, w_W, w_S,$ and w_E in such a way that they respect the required conditions of the definition of a quasi-triangulated q -constrained graph. Also, we add edges between the vertices on the outer face of (G^+, Q^+) and w_N, w_W, w_S, w_E in such a way that each vertex of the outer face of (G^+, Q^+) has at least a neighbor in each of its quadrants, as follows (refer to Fig. 6). For each vertex v on the outer face of (G^+, Q^+) such that $\hat{v} = \emptyset$ ($\hat{v} = \emptyset$, $\hat{v} = \emptyset$, or $\hat{v} = \emptyset$), we connect v to w_E (to w_N , to w_W , or to w_S , respectively), and add w_E to \hat{v} (w_N to \hat{v} , w_W to \hat{v} , or w_S to \hat{v} , respectively). Note that, by construction all the internal angles at the vertices on the outer face of (G^+, Q^+) get labels at most 90° in the labeling A_{Q^*} determined by Q^* . By construction, the four external vertices satisfy the Vertex condition; also, A_{Q^*} refines A_Q , and hence the Vertex condition is satisfied by all the internal vertices. Also, all the faces of G^* that are not incident to the four external vertices are also faces of G' and hence satisfy the Cycle condition. Faces of G^* that are incident to exactly one of w_N, w_W, w_S, w_E , say w_N , have the angle at w_N with category 0° and the two other angles with category 90° . Finally, the faces that are incident to two clockwise-consecutive external vertices, say w_N and w_E , have the angle at w_N with category 0° and the two other angles with category 90° . Hence, all the faces satisfy the Cycle condition. By Lemma 4.1, we have that (G^*, Q^*) is bi-acyclic and has no internal sources or sinks.

We now show that the augmentation of (G, Q) to (G^*, Q^*) can be performed in linear time. Clearly, we can construct $P_{\uparrow}(v), P_{\leftarrow}(v), P_{\downarrow}(v)$, and $P_{\rightarrow}(v)$ for all vertices in total linear time via a depth-first search. In fact, observe that a path $P_{\Delta}(v)$ of a vertex v , with $\Delta \in \{\uparrow, \leftarrow, \downarrow, \rightarrow\}$, passing through a vertex u entirely contains path $P_{\Delta}(u)$. For each $\circ \in \{\nearrow, \nwarrow, \swarrow, \searrow\}$, consider the set X° of internal vertices such that for each $x \in X^\circ$ there exists a face f_x with $A(\langle x, f_x \rangle) = 180^\circ$ and $\hat{x} = \emptyset$. Let $\circ = \nearrow$; the other cases are analogous. Until $X^\circ \neq \emptyset$, we select a vertex $v \in X^\circ$ and test whether the rightmost neighbor u of v in \hat{v} and the leftmost neighbor w of v in \hat{v} are not in X° . If this is the case, we perform the augmentation described above, which can be easily performed in constant time, and remove v from X° . Otherwise, at least one of u and w belongs to X° , say u , and we recursively repeat the test starting from u . It follows from the fact that $G^\nearrow(u)$ and $G^\nearrow(w)$ are subgraphs of $G^\nearrow(v) \setminus v$, that each vertex in X° appears exactly once in the recursion tree. This concludes the proof of the lemma. \square

We now present the main results of the section.

THEOREM 4.1. *A triangulated q -constrained graph (G, Q) is windrose-planar if and only if the labeling A_Q determined by its q -constraints is angular. Also, if (G, Q) is windrose-planar, then it admits a 1-bend windrose-planar drawing on an $O(n) \times O(n)$ grid, which can be constructed in $O(n)$ time.*

Proof. The necessity comes from Observation 3 and Lemma 3.1. We prove the sufficiency. First, apply Lemma 4.3 to construct in linear time a quasi-triangulated q -constrained graph (G^*, Q^*) such that (i) (G^*, Q^*) admits an angular labeling A_{Q^*} in which no internal angle has category 180° , and (ii) G^* contains a 1-subdivision of G as a subgraph. Then, the first condition implies that we can apply Lemma 4.2 to construct in linear time a straight-line windrose-planar drawing Γ^* of (G^*, Q^*) on an $O(n) \times O(n)$ grid. Finally, construct a 1-bend windrose-planar drawing Γ of (G, Q) starting from Γ^* , as follows. Initialize Γ as Γ^* restricted to the vertices and edges of G . Then, for each edge (u, w) of G that is not in G^* , consider the subdivision vertex z of (u, w) in G^* . Draw edge (u, v) in Γ with a 1-bend poly-line whose two straight-line segments coincide with the drawing of the edges (u, z) and (z, w) in Γ^* . Edge (u, w) is crossing-free in Γ since (u, z) and (z, w) are crossing-free in Γ^* . Also, it is drawn in Γ as an xy -monotone curve and u lies in the correct quadrant of w due to the fact that Γ^* is a straight-line drawing and that, by construction, if $u \in \hat{w}$ in G , for some $\circ \in \{\nearrow, \nwarrow, \swarrow, \searrow\}$, then $z \in \hat{w}$ and $u \in \hat{z}$ in G^* . Vertices and bends of edges of G lie on an $O(n) \times O(n)$ grid in Γ , since they both correspond to vertices of G^* in Γ^* . \square

The characterization provided in Theorem 4.1 directly yields a linear-time testing algorithm for the class of triangulated q -constrained graphs, as the conditions of the theorem can be tested efficiently.

THEOREM 4.2. *It is possible to test in $O(n)$ time whether a triangulated q -constrained graph (G, Q) is windrose-planar and, if so, to build a 1-bend windrose-planar drawing of it on an $O(n) \times O(n)$ grid.*

5 Testing windrose planarity with fixed planar embedding

We now extend the results of Section 4 to general q -constrained plane graphs. Namely, we show that a q -constrained plane graph is windrose-planar if and only if its q -constraints determine an angular labeling. However, while a triangulated q -constrained graph admits a unique labeling, a general q -constrained plane graph may determine several labelings, one for each large-angle assignment.

We first show that a large-angle assignment for each vertex such that the corresponding labeling is angular, if one exists, can be found via a simple flow network that is inspired by the one devised by Bertolazzi et al. [4] for testing upward-planarity. The proof of the next lemma is based on such a flow network.

LEMMA 5.1. *Given a q -constrained plane graph (G, Q) , it can be determined in $O(n \log^3 n)$ time whether there exists a large-angle assignment L such that the corresponding labeling $A_{Q,L}$ is angular.*

Proof. Recall that the angle assignment around a vertex is unique, except for the ambiguous vertices of (G, Q) . For such vertices, by the Vertex condition, exactly one of their incident angles needs to be assigned an angle category of 360° . Consider an internal face f whose facial cycle has length k . By the Cycle condition the angles incident to f must sum up to $k \cdot 180^\circ - 360^\circ$. Since we know the angles at all non-ambiguous vertices, we can compute a demand $d(f)$ of how many ambiguous vertices must assign an angle of 360° to f such that the Cycle condition is satisfied for f . Similarly, a demand can be computed for the outer face. Clearly, it is a necessary condition that $d(f)$ is a non-negative integer.

Altogether, we thus need to find an assignment of large angles (360°) of ambiguous vertices to faces such that each ambiguous vertex assigns one large angle to an incident face and such that each face f receives $d(f)$ large angles. We model this as a flow network. Let F be the set of faces of G and let B denote the set of ambiguous vertices. The flow network N has vertex set $F \cup B$ and it contains arcs with capacity 1 connecting each vertex $b \in B$ to its incident faces. The vertices in B are sources with maximum out-flow 1, the vertices in F are sinks with maximum in-flow $d(f)$. By construction, the maximum flows of N where every vertex in B has out-flow 1 and each face f has in-flow $d(f)$ correspond bijectively to the large-angle assignments of (G, Q) that result in an angular labeling.

Observe that N is planar, and hence we can use the algorithm by Borradaile et al. [5] to compute such a flow in $O(n \log^3 n)$ time. To control the maximum in-flow and maximum out-flow of vertices, we simply connect a new source vertex to each source and we connect each sink to a new sink vertex, so that the capacities of their incident arcs can be used to limit the maximum in- and out-flows. \square

In the following, let G be a plane graph with an angular labeling A . We show how to augment G to a triangulated plane graph G' with an angular labeling A' that refines A . Then, an angular drawing of (G, A) can be obtained from an angular drawing of (G', A') , which exists by Theorem 4.1.

LEMMA 5.2. *Let G be a plane graph with an angular labeling A . Then, G can be augmented in linear time to a triangulated plane graph G' with angular labeling A' that refines A .*

Proof. If the outer face of G is not a triangle, let e and e' be two consecutive edges on the outer face of G , sharing a vertex v . We add a new triangle (a, b, c) that contains G in its interior and an edge (v, a) , and we set $A(\langle(a, b), (a, v)\rangle) = A(\langle(a, v), (a, c)\rangle) = 0$, $A(\langle(b, c), (b, a)\rangle) = A(\langle(c, a), (c, b)\rangle) = 90^\circ$, $A(\langle e, (v, a)\rangle) = 0$, and $A(\langle(v, a), e'\rangle) = A(\langle e, e'\rangle)$. Clearly, labeling A is still angular.

The original outer face has been turned into an additional interior face of this new graph. The new graph, which we again denote by G , is connected, and its outer face is a triangle.

In the following, we will iteratively add edges until G becomes triangulated. We show that, as long as G is not triangulated, we can add an edge e to G such that the resulting graph $G + e$ is plane and admits an angular labeling A' that refines A . The lemma follows by induction.

Let f be an internal face of G whose facial cycle has length $k \geq 4$. We have the following claim.

Claim. Let $\alpha_1, \alpha_2, \dots, \alpha_k$ be a cyclic sequence of $k \geq 4$ angles from the range $\{0^\circ, 90^\circ, 180^\circ, 270^\circ, 360^\circ\}$ with sum $k \cdot 180^\circ - 360^\circ$. Such a sequence is either the sequence $(90^\circ, 90^\circ, 90^\circ, 90^\circ)$ of length 4, or it must contain an adjacent pair (γ, δ) with $\gamma \in \{180^\circ, 270^\circ, 360^\circ\}$ and $\delta \in \{0^\circ, 90^\circ\}$ (or vice versa).

Proof. Observe that the average angle is less than 180° . Hence, if one of the angles above average, i.e., $180^\circ, 270^\circ, 360^\circ$, occurs at all, some of the other two angles $0^\circ, 90^\circ$ must also occur, and somewhere the two classes of angles must appear in adjacent positions. We are left with the case that only angles 0° or 90° appear; this allows only the cyclic sequences $(90^\circ + 90^\circ + 90^\circ + 90^\circ)$, $(90^\circ + 90^\circ + 0^\circ)$, and $(0^\circ + 0^\circ)$, but the last two are excluded because they have less than four elements. \square




Figure 9: (a) A face f with four consecutive vertices $v_1v_2v_3v_4$. (b) Cutting a triangular ear $v_2v_3v_4$ from f . The dashed edges are the new edge v_2v_4 and parallel edges that might already exist in the graph.

Then, one of the patterns of the previous claim must occur, and, in each case, we will show that we can cut off a triangular “ear” from f .

We will illustrate the operation for the pattern $(270^\circ, 90^\circ)$. Together with the adjacent angles, we have a subsequence $(\alpha, 270^\circ, 90^\circ, \beta)$ at four vertices v_1, v_2, v_3, v_4 . We will add a *diagonal* edge between v_2 and v_4 , transforming the angle sequence into $(\alpha, 180^\circ + 90^\circ, 90^\circ, 0^\circ + \beta)$. This sequence indicates how the angles at v_2 and v_4 are split by the new edge; see Fig. 9. The angles in the triangle (v_2, v_3, v_4) are $(90^\circ, 90^\circ, 0^\circ)$ (the subsequence between the two $+$ signs). According to Lemma 3.2, it suffices to check that the angles were correctly split: $270^\circ = 180^\circ + 90^\circ$ and $\beta = 0^\circ + \beta$; and that the triangular face has the correct angle sum: $90^\circ + 90^\circ + 0^\circ = 180^\circ$. This means that we have split the k -cycle into a triangle and a $(k-1)$ -cycle such that the Vertex and Cycle conditions are satisfied (Lemma 3.2). It remains to show that (v_2, v_4) did not create a multiple edge. Fig. 9(b) shows the two possible ways how (v_2, v_4) might already be connected by an edge running outside the face f . In both cases, consider the internal face g of the resulting 2-gon (v_2, v_4) after removing its interior. By Corollary 3.1, it satisfies the Cycle condition, that is, all its internal angles have category 0° . On the other hand, it has a nonzero angle at v_2 , namely, at least 90° if v_3 is inside g , and at least 180° , otherwise. This is a contradiction. It is also obvious that v_2 and v_4 are distinct vertices, because otherwise the angle at v_3 would have to be 360° .

We represent the above example and three other cases in tabular form in Table 1(a). The treatment is similar in all cases. The crucial property for excluding parallel edges is that both new angles at v_2 are always positive.

Table 1(b) shows the three remaining cases of the previous claim. Here, we use a different argument to avoid multiple edges: we always have two choices for inserting a diagonal, (v_1, v_3) or (v_2, v_4) . By planarity, these pairs cannot *both* be connected outside C .

To show that the augmentation of G can be performed in linear time, we describe how to augment a face f in time linear in the size of f . We consider the angles around f in clockwise order and push them onto a stack. After each push operation, we check whether the three top-most angles or the four top-most angles on the stack match one the patterns in Table 1(a) or 1(b), respectively; if this is the case, then we apply the augmentation and the corresponding transformation of the stack. This transformation updates the three top-most or the four top-most positions of the stack and reduces the stack size by one. We exhaustively perform such reductions before we push the next angle onto the stack. Clearly, the number of reductions is bounded by the number of push operations and each reduction takes constant time. \square

Table 1: Cutting off an ear from a face.

(a) The four cases involving angles 270° and 360° .

	v_2	v_3	v_4
	270° ,	90° ,	β
\Rightarrow	$180^\circ + 90^\circ$,	90° ,	$0^\circ + \beta$
	360° ,	90° ,	β
\Rightarrow	$270^\circ + 90^\circ$,	90° ,	$0^\circ + \beta$
	270° ,	0° ,	β
\Rightarrow	$90^\circ + 180^\circ$,	0° ,	$0^\circ + \beta$
	360° ,	0° ,	β
\Rightarrow	$180^\circ + 180^\circ$,	0° ,	$0^\circ + \beta$

(b) The three cases not involving angles 270° and 360° .

	v_1	v_2	v_3	v_4
	α ,	180° ,	0° ,	β
\Rightarrow	$\alpha + 0^\circ$,	180° ,	$0^\circ + 0^\circ$,	β
\Rightarrow	α ,	$0^\circ + 180^\circ$,	0° ,	$0^\circ + \beta$
	α ,	180° ,	90° ,	β
\Rightarrow	$\alpha + 0^\circ$,	180° ,	$0^\circ + 90^\circ$,	β
\Rightarrow	α ,	$90^\circ + 90^\circ$,	90° ,	$0^\circ + \beta$
	90° ,	90° ,	90° ,	90°
\Rightarrow	$90^\circ + 0^\circ$,	90° ,	$90^\circ + 0^\circ$,	90°
\Rightarrow	90° ,	$0^\circ + 90^\circ$,	90° ,	$0^\circ + 90^\circ$

By using Lemma 5.2, we can prove the following.

THEOREM 5.1. *A q -constrained plane graph (G, Q) is windrose-planar if and only if it admits a large-angle assignment L whose corresponding labeling $A_{Q,L}$ is angular. Also, if (G, Q) is windrose-planar and $A_{Q,L}$ is given, then it admits a 1-bend windrose-planar drawing that can be computed in $O(n)$ time.*

Proof. For the necessity, assume that there exists a windrose-planar drawing Γ of (G, Q) . Then, Γ defines a large-angle assignment L . By Observation 3, Q and L uniquely determine a labeling $A_{Q,L}$. Since Γ is an angular drawing of $(G, A_{Q,L})$, by Lemma 3.1, $A_{Q,L}$ is angular.

We now prove the sufficiency. Let (G, Q) be a q -constrained graph with a large-angle assignment L such that $A_{Q,L}$ is angular. Then, by Lemma 5.2, G can be augmented to a triangulated plane graph G' with angular labeling A' that refines $A_{Q,L}$ in $O(n)$ time. Let $Q' = Q_{A'}$ be the set of q -constraints determined by A' (Observation 2). By Theorem 4.1, (G', Q') admits a 1-bend windrose-planar drawing Γ' on an $O(n) \times O(n)$ grid, which can be constructed in $O(n)$ time. Since all the q -constraints in Q also belong to Q' , the drawing Γ of (G, Q) obtained by removing edges and vertices in $G' \setminus G$ from Γ' is a 1-bend windrose-planar drawing on an $O(n) \times O(n)$ grid. \square

We are now ready to prove the main result of the section. By Lemma 5.1, it is possible to compute in $O(n \log^3 n)$ time a large-angle assignment L for (G, Q) , if one exists, such that the corresponding labeling $A_{Q,L}$ is angular. By Theorem 5.1, if L exists, then (G, Q) admits a 1-bend windrose-planar drawing on the $O(n) \times O(n)$ grid that can be computed in $O(n)$ time.

THEOREM 5.2. *In $O(n \log^3 n)$ time, it is possible to test whether a q -constrained plane graph is windrose-planar and, if so, to construct a 1-bend windrose-planar drawing of it on the $O(n) \times O(n)$ grid.*

6 Straight-line realizability of windrose-planar graphs

In Theorem 5.1, we proved that any windrose-planar q -constrained graph can be realized with one bend per edge. In this section, we ask whether this is possible even with straight-line edges. We remark that every upward-planar directed graph admits a straight-line upward-planar drawing [12].

In Theorem 6.1, we answer the above question in the positive for a particular class of graphs, in which every block is either an edge or a planar 3-tree. Note that this class also includes trees as a subclass. On the other hand, in Theorem 6.2, we give a family of q -constrained graphs that require exponential area if drawn straight-line, and in Theorem 6.3, we provide a negative result for the straight-line realizability in a setting that is strongly related to the one we study. This answers an open question posed by Fulek et al. [14].

THEOREM 6.1. *Every windrose-planar q -constrained graph (G, Q) whose blocks are either edges or planar 3-trees admits a straight-line windrose-planar drawing.*

Proof. Let \mathcal{E} be the planar embedding of (G, Q) in a windrose-planar drawing of (G, Q) . We show how to compute a straight-line windrose-planar drawing Γ of (G, Q) with the same embedding as \mathcal{E} . The construction is performed inductively on the number n of vertices of (G, Q) .

We have two base cases, namely when $n = 2$ and when $n = 3$. In the first case, (G, Q) is an edge, and hence it always admits a straight-line windrose-planar drawing. In the second case, (G, Q) is either a path, and hence can be realized using straight-line edges, or a 3-cycle \triangle , and, since it is windrose-planar, admits an angular labeling. Hence, the fact that \triangle satisfies the Cycle condition implies that it admits a straight-line windrose-planar drawing.

In the inductive case, $n > 3$. Consider a block β of (G, Q) such that, if (G, Q) is biconnected, then $\beta = (G, Q)$; otherwise, β has a single cutvertex c incident to it and not all the edges of (G, Q) that are incident to the outer face of (G, Q) in \mathcal{E} belong to β . Note that such a block exists; in fact, if (G, Q) is not biconnected, then there exist at least two blocks with a single cutvertex incident to them. Also, this implies that c is incident to the outer face of β in \mathcal{E} and all the internal faces of β are also faces of (G, Q) .

We distinguish three cases, based on whether $|\beta| = 2$, $|\beta| = 3$, or $|\beta| > 3$.

If $|\beta| = 2$, then let v be the vertex of β different from c . Note that v has degree 1 in (G, Q) . Clearly, graph $G' = G \setminus v$ is still such that every block is either an edge or a planar 3-tree. We inductively compute a straight-line windrose-planar drawing Γ' of (G', Q') with the same embedding as \mathcal{E} restricted to the vertices and edges of (G', Q') . Let z and w (possibly $z = w$) be the neighbors of c that precede and follow v , respectively, in the clockwise order of the neighbors around c in \mathcal{E} ; see Fig. 10(a).

Let D be a disk centered at c of radius sufficiently small not to contain any vertex of (G', Q') different from c in its interior. Let α be the region delimited by the two straight-line edge (c, w) and (c, z) in Γ' and by the part of the boundary of D from the intersection with edge (c, z) to the one with edge (c, w) in clockwise direction.

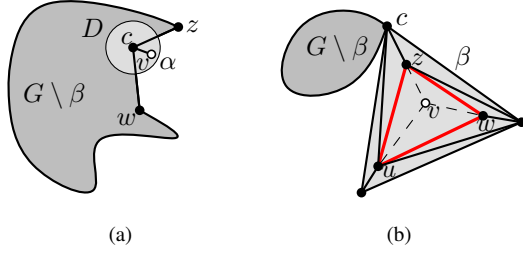


Figure 10: Adding a vertex v of a leaf block β in a drawing Γ' of (G', Q') . (a) $\beta = (c, v)$ with $c \in \hat{v}$ and (b) β is a 3-tree.

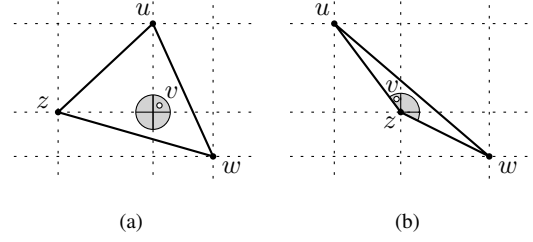


Figure 11: The two cases for the placement of vertex v in the interior of triangle (u, w, z) in the proof of Theorem 6.1.

Note that placing v in any interior point of α yields a straight-line crossing-free drawing of G whose embedding coincides with \mathcal{E} ; refer to Fig. 10(a). We claim that there exists a point inside α such that placing v on this point yields a straight-line windrose-planar drawing of (G, Q) . Let \circ , \times , and \triangle be the three indexes such that $v \in \hat{c}$, $w \in \hat{c}$, and $z \in \hat{c}$. Since \mathcal{E} has been obtained from a windrose-planar drawing of G , it holds, by Observation 1, that either (i) $\circ = \times$, (ii) $\circ = \triangle$, or (iii) \circ is encountered before \triangle when traversing the circular set $\{\nearrow, \nwarrow, \swarrow, \searrow\}$ starting from \times . In all of these cases, the \circ -quadrant of c has a non-empty intersection with α , and the claim follows.

If $|\beta| = 3$, then let u and v be the vertices of β different from c , with v preceding u in the clockwise order of the neighbors around c in \mathcal{E} . Inductively compute a straight-line windrose-planar drawing Γ' of $(G' = G \setminus \{v, u\}, Q')$ with the same embedding as \mathcal{E} restricted to the vertices and edges of G' . Let w and z (possibly $w = z$) be the neighbors of c that precede v and follow u , respectively, in the clockwise order of the neighbors around c in \mathcal{E} . As in the previous case, the fact that \mathcal{E} has been obtained from a windrose-planar drawing of (G, Q) ensures that the region α , defined as above, intersects the \circ -quadrant and the \times -quadrant of c , where $u \in \hat{c}$ and $v \in \hat{c}$. For the same reason, either $\circ = \times$ or there exists at most one quadrant between \circ and \times when traversing $\{\nearrow, \nwarrow, \swarrow, \searrow\}$ starting from \circ . This implies that there exist pairs of points inside α , one in the \circ -quadrant and one in the \times -quadrant of c , such that, when placing u and v on these points, the angle spanned by rotating around c in clockwise direction from edge (c, v) to edge (c, u) is smaller than 180° , which implies that edge (u, v) can be drawn as a straight-line crossing-free segment while respecting embedding \mathcal{E} . By choosing such an appropriate pair of points for u and v , one can also place u in the correct quadrant of v , and vice versa. In fact, if there exists a quadrant between \circ and \times when traversing $\{\nearrow, \nwarrow, \swarrow, \searrow\}$ starting from \circ , then u lies in the \circ -quadrant of v for any placement of u and v in the correct quadrants of c ; since this is true even if the edges are not required to be straight-line, it is also true in the windrose-planar drawing of (G, Q) we used to compute \mathcal{E} ; hence, we have that $u \in \hat{v}$. If either \circ and \times are consecutive in $\{\nearrow, \nwarrow, \swarrow, \searrow\}$ or $\circ = \times$, then the correct relative position of u and v can be obtained by adjusting the length of the edges (c, u) and (c, v) , and by the angle they form.

Otherwise, $|\beta| > 3$ and hence β is a planar 3-tree. Thus, there exists an internal vertex v of β of degree 3. Note that $v \neq c$, since c is incident to the outer face of β . Hence, v has degree 3 in G as well, and graph $G' = G \setminus v$ is still a graph of which each block is either an edge or a planar 3-tree. Inductively compute a straight-line windrose-planar drawing Γ' of (G', Q') with the same embedding as \mathcal{E} restricted to the vertices of G' ; refer to Fig. 10(b). Let u, w , and z be the neighbors of v in G . Note that u, w , and z bound a face f of G' . Since G is bi-acyclic and since the subgraph of G induced by v, u, w , and z is a complete graph, there exist a total order O_\uparrow of these vertices in the upward direction, determined by G^\uparrow , and another total order O_\rightarrow in the rightward direction, determined by G^\rightarrow . Also, v is neither the first nor the last vertex in these two orders, since it is an internal vertex of this subgraph. Analogously, there exist two total orders O'_\uparrow and O'_\rightarrow of u, w , and z in the upward and in the rightward direction, respectively, determined by (G', Q') ; clearly, O'_\uparrow and O'_\rightarrow coincide with O_\uparrow and O_\rightarrow , respectively, when restricted to u, w , and z . Since v lies in the interior of the 3-cycle (u, w, z) in the windrose-planar drawing of (G, Q) we used to construct \mathcal{E} , there exists a point in the interior of the triangle representing (u, w, z) in Γ' such that placing v on this point yields a straight-line windrose-planar drawing Γ of (G, Q) . In fact, as already observed in the proof of Lemma 4.2, there exist exactly two possible shapes of triangle (u, w, z) in Γ' , which are determined by the two possible combinations of categories for the internal angles incident to u, w , and z . Namely, either one angle has category 0° , say $\langle w, f \rangle = 0^\circ$, and $\langle u, f \rangle = \langle z, f \rangle = 90^\circ$, or two angles have category 0° , say $\langle w, f \rangle = \langle u, f \rangle = 0^\circ$, and $\langle z, f \rangle = 180^\circ$. In both cases, placing v in any point in the interior of triangle (u, w, z) satisfies the q-constraints of any vertex with angle category equal to 0° , say angle $\langle w, f \rangle = 0^\circ$, since in this case v belongs to the same quadrant of w as u and z , by Observation 1. Analogously, for the vertices with angle category equal to 90° placing v in any point in the interior of triangle (u, w, z) trivially satisfies the constraints on the relative

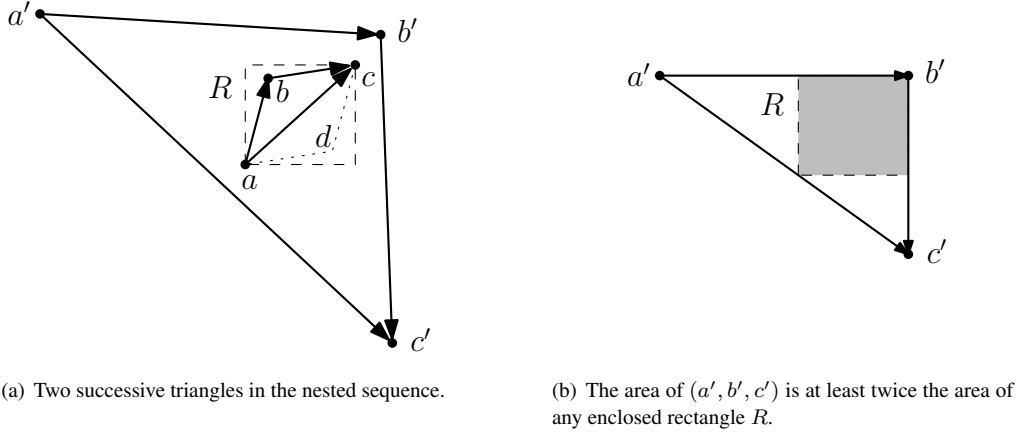


Figure 12: A graph with exponential area requirement

positions of v with respect to u , w , and z imposed by *one* of G^\uparrow and G^\rightarrow ; we show that it is always possible to find a point that satisfies the constraints imposed by *both* G^\uparrow and G^\rightarrow . Consider the case that $\langle u, f \rangle = \langle z, f \rangle = 90^\circ$; refer to the setting depicted in Fig. 11(a), the other settings being symmetric. In this case, the vertical line passing through vertex u and the horizontal line passing through vertex z intersect at a point p in the interior of triangle (u, w, z) . Thus, triangle (u, w, z) intersects the four quadrants of point p and we can hence place v in one of these quadrants so to satisfy the q-constraints of v with respect to u and z . Consider the case that $\langle w, f \rangle = \langle u, f \rangle = 0^\circ$; refer to the setting depicted in Fig. 11(b), the other settings being symmetric. In this case, only three out of the four quadrants of z intersect the interior of triangle (u, w, z) ; assume, as in Fig. 11(b), that the \swarrow -quadrant does not intersect (u, w, z) . We claim that $v \notin \tilde{z}$. This is due to the fact that $w \in \tilde{z}$, $u \in \tilde{z}$, and v lies between u and w in the clockwise order of the neighbors of z . Then, the claim follows from Observation 1. Hence, we can place v in one of these three quadrants so to satisfy the q-constraints of v with respect to z .

The planarity of Γ follows from the fact that placing a vertex in any interior point of a triangle and connecting it to its three vertices does not introduce any crossing. \square

In the following theorem we show a family of q-constrained graphs whose windrose-planar drawings require exponential area.

THEOREM 6.2. *There is a q-constrained graph with $3k$ vertices such that any windrose-planar drawing requires area at least 4^{k-1} if the distance between the vertices is at least 1.*

Proof. The graph consists of k nested triangles whose edges are alternately directed in the NE-SW and in the NW-SE direction. Fig. 12(a) shows two successive triangles (a, b, c) and (a', b', c') in this nested sequence. The graph has additional edges connecting the triangles to ensure nesting, which are not shown. The area of the circumscribed box R around (a, b, c) is at least twice the area of (a, b, c) , since (a, b, c) can be extended to a parallelogram (a, b, c, d) of double area which is still contained in R . Moreover, as we show below, the area of the triangle (a', b', c') is at least twice the area of the rectangle R . The area of the innermost triangle is at least $1/2$, and the theorem follows.

To see that the area of the triangle (a', b', c') is at least twice the area of the enclosed rectangle R , consider the smallest possible triangle for a fixed R ; see Fig. 12(b). It is clear that the edges (a', b') and (b', c') must be aligned with the edges of R , and (a', c') must touch R . A straightforward one-parameter minimization shows that the minimum area of (a', b', c') is achieved when R touches the midpoint of (a', c') , and then the area is twice the area of R . \square

The BI-MONOTONICITY problem [14] takes as input a *bi-ordered graph*, that is, a triple $\langle G(V, E), \gamma, \lambda \rangle$ where G is a planar graph, while $\gamma : V \leftrightarrow \{1, \dots, n\}$ and $\lambda : V \leftrightarrow \{1, \dots, n\}$ are two bijective functions, each specifying a total order of V , and asks whether a *bi-monotone drawing* of $\langle G(V, E), \gamma, \lambda \rangle$ exists, that is, a planar drawing of G such that $x(u) < x(v)$ if and only if $\gamma(u) < \gamma(v)$, $y(u) < y(v)$ if and only if $\lambda(u) < \lambda(v)$, and edges are represented by xy -monotone curves. We say that a bi-ordered graph is *bi-monotone* if it admits a bi-monotone drawing. In other words, while problem WINDROSE PLANARITY asks to realize a *partial* order among the vertices in one direction and another *partial* order in the other direction, this problem asks to realize two *total* orders. We prove that not all the bi-monotone graphs admit straight-line bi-monotone drawings; see Fig. 13.

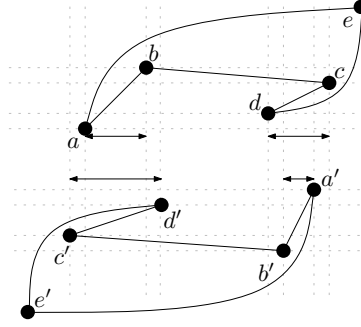


Figure 13: A bi-monotone bi-ordered graph that does not admit any straight-line bi-monotone drawing.

THEOREM 6.3. *There exists a bi-monotone bi-ordered graph $\langle G(V, E), \gamma, \lambda \rangle$ that does not admit any straight-line bi-monotone drawing.*

Proof. Graph $G(V, E)$ consists of cycles (a, b, c, d, e) and (a', b', c', d', e') ; function γ induces a total order $e', c', a, b, d', d, b', a', c, e$, while function λ induces a total order $e', b', c', d', a', a, d, c, b, e$. A bi-monotone drawing of $\langle G(V, E), \gamma, \lambda \rangle$ is provided in Fig. 13.

We only have to prove that $\langle G(V, E), \gamma, \lambda \rangle$ admits no straight-line bi-monotone drawing. Namely, note that, in any straight-line bi-monotone drawing of $\langle G(V, E), \gamma, \lambda \rangle$, the lines through edges (a, b) and (c, d) must converge on the side of b and c , that is, the half-line starting at a and passing through b must intersect the half-line starting at d and passing through c , as otherwise edges (a, e) and (d, e) could not be drawn as straight-line segments. Hence, $\Delta_y(a, b)/\Delta_x(a, b) < \Delta_y(c, d)/\Delta_x(c, d)$ must hold, where $\Delta_\circ(\alpha, \beta) = |\circ(\beta) - \circ(\alpha)|$ with $\circ \in \{x, y\}$. However, since $\Delta_y(a, b) > \Delta_y(c, d)$ holds due to function λ , in order to satisfy the above inequality it must be $\Delta_x(a, b) > \Delta_x(c, d)$. With a symmetrical argument on cycle (a', b', c', d', e') , one can prove that it must be $\Delta_x(a', b') > \Delta_x(c', d')$. However, function γ enforces $\Delta_x(a, b) < \Delta_x(c', d')$ and $\Delta_x(a', b') < \Delta_x(c, d)$. Hence, $\Delta_x(a, b) < \Delta_x(c', d') < \Delta_x(a', b') < \Delta_x(c, d) < \Delta_x(a, b)$, and the statement follows. \square

7 Conclusions and Open Problems

In this paper we studied the concept of WINDROSE PLANARITY of a graph, that is planarity where each neighbor of a vertex v is constrained to lie in a specific quadrant of v . Besides its theoretical appeal and its practical applications, we studied this new notion of planarity because of its methodological relevance. Namely, graphs have been studied for centuries focusing both on their abstract topological nature and on their geometric representations. In this dichotomy WINDROSE PLANARITY essentially has a intermediate position, since a windrose-planar graph, while still being an abstract topological structure, has already absorbed – because of the relative positions among its adjacent vertices – a fair amount of geometry.

We have shown that if the combinatorial embedding of a graph is given, then WINDROSE PLANARITY can be tested in polynomial time. We also give several contributions on the question whether a windrose-planar graph admits a straight-line (windrose-planar) drawing, which is probably the most studied geometric representation of graphs.

Several interesting problems arise. (i) Does a windrose-planar graph always admit a straight-line windrose-planar drawing? The usual methods for constructing planar straight-line drawings [7, 19] do not seem to be easily extended to cope with this. (ii) In Section 6 we have stated that every windrose-planar q -constrained graph whose blocks are either edges or planar 3-trees admits a straight-line windrose-planar drawing, however our techniques might produce drawings whose vertices are placed arbitrarily close to each other. Are there algorithms for this family of graphs that assuming a finite resolution rule produce drawings with polynomial area? (iii) The constraints on the relative positions of the adjacent vertices can be relaxed. For example, for a vertex u with neighbors v , w , and z in counterclockwise order, one can specify that v is either NE or NW of u , w is SW, and z is either NE or SW. Is this problem still polynomial? We remark that this version of the problem allows to simultaneously visualize two partial orders defined by means of different edge sets, provided that their union is planar. One would then color the edges to indicate whether they belong to one or the other poset or both.

References

- [1] Patrizio Angelini, Giordano Da Lozzo, Giuseppe Di Battista, and Fabrizio Frati. Strip planarity testing. In *Graph Drawing – 21st International Symposium, GD 2013, Bordeaux, France, September 23–25, 2013, Revised Selected Papers*, pages 37–48, 2013. doi:10.1007/978-3-319-03841-4_4.

- [2] Patrizio Angelini, Giordano Da Lozzo, Giuseppe Di Battista, Fabrizio Frati, Maurizio Patrignani, and Vincenzo Roselli. Relaxing the constraints of clustered planarity. *Computational Geometry: Theory and Applications*, 48(2):42–75, 2015. doi:[10.1016/j.comgeo.2014.08.001](https://doi.org/10.1016/j.comgeo.2014.08.001).
- [3] Patrizio Angelini, Giordano Da Lozzo, Giuseppe Di Battista, Fabrizio Frati, and Vincenzo Roselli. The importance of being proper (in clustered-level planarity and T-level planarity). *Theoretical Computer Science*, 571:1–9, 2015. doi:[10.1016/j.tcs.2014.12.019](https://doi.org/10.1016/j.tcs.2014.12.019).
- [4] Paola Bertolazzi, Giuseppe Di Battista, Giuseppe Liotta, and Carlo Mannino. Upward drawings of triconnected digraphs. *Algorithmica*, 12(6):476–497, 1994. doi:[10.1007/BF01188716](https://doi.org/10.1007/BF01188716).
- [5] Glencora Borradaile, Philip N. Klein, Shay Mozes, and Yahav Nussbaum. Multiple-source multiple-sink maximum flow in directed planar graphs in near-linear time. In *Foundations of Computer Science – 52nd Annual Symposium, FOCS 2011, Palm Springs, CA, USA, October 22–25, 2011, Proceedings*, pages 170–179. IEEE, 2011. doi:[10.1109/FOCS.2011.73](https://doi.org/10.1109/FOCS.2011.73).
- [6] Markus Chimani, Giuseppe Di Battista, Fabrizio Frati, and Karsten Klein. Advances on testing c-planarity of embedded flat clustered graphs. In Christian A. Duncan and Antonios Symvonis, editors, *Graph Drawing – 22nd International Symposium, GD 2014, Würzburg, Germany, September 24–26, 2014, Revised Selected Papers*, pages 416–427. Springer, 2014. doi:[10.1007/978-3-662-45803-7_35](https://doi.org/10.1007/978-3-662-45803-7_35).
- [7] Hubert de Fraysseix, János Pach, and Richard Pollack. How to draw a planar graph on a grid. *Combinatorica*, 10(1):41–51, 1990. doi:[10.1007/BF02122694](https://doi.org/10.1007/BF02122694).
- [8] Giuseppe Di Battista, Ethan Kim, Giuseppe Liotta, Anna Lubiw, and Sue Whitesides. The shape of orthogonal cycles in three dimensions. *Discrete & Computational Geometry*, 47(3):461–491, 2012. doi:[10.1007/s00454-011-9381-5](https://doi.org/10.1007/s00454-011-9381-5).
- [9] Giuseppe Di Battista and Roberto Tamassia. Algorithms for plane representations of acyclic digraphs. *Theoretical Computer Science*, 61:175–198, 1988. doi:[10.1016/0304-3975\(88\)90123-5](https://doi.org/10.1016/0304-3975(88)90123-5).
- [10] Giuseppe Di Battista, Roberto Tamassia, and Ioannis G. Tollis. Area requirement and symmetry display of planar upward drawings. *Discrete & Computational Geometry*, 7:381–401, 1992. doi:[10.1007/BF02187850](https://doi.org/10.1007/BF02187850).
- [11] Emilio Di Giacomo, Walter Didimo, Michael Kaufmann, Giuseppe Liotta, and Fabrizio Montecchiani. Upward-rightward planar drawings. In Nikolaos G. Bourbakis, George A. Tsihrintzis, and Maria Virvou, editors, *Information, Intelligence, Systems and Applications – 5th International Conference, IISA 2014, Chania, Crete, Greece, July 7–9, 2014, Proceedings*, pages 145–150. IEEE, 2014. doi:[10.1109/IISA.2014.6878792](https://doi.org/10.1109/IISA.2014.6878792).
- [12] P. Eades, Q.-W. Feng, X. Lin, and H. Nagamochi. Straight-line drawing algorithms for hierarchical graphs and clustered graphs. *Algorithmica*, 44(1):1–32, 2006. doi:[10.1007/s00453-004-1144-8](https://doi.org/10.1007/s00453-004-1144-8).
- [13] Qing-Wen Feng, Robert F. Cohen, and Peter Eades. Planarity for clustered graphs. In Paul G. Spirakis, editor, *Algorithms – 3rd Annual European Symposium, ESA 1995, Corfu, Greece, September 25–27, 1995, Proceedings*, pages 213–226, 1995. doi:[10.1007/3-540-60313-1_145](https://doi.org/10.1007/3-540-60313-1_145).
- [14] Radoslav Fulek, Michael J. Pelsmayer, Marcus Schaefer, and Daniel Stefankovic. Hanani-Tutte and monotone drawings. In Petr Kolman and Jan Kratochvíl, editors, *Graph-Theoretic Concepts in Computer Science – 37th International Workshop, WG 2011, Teplá Monastery, Czech Republic, June 21–24, 2011, Revised Papers*, volume 6986 of *Lecture Notes in Computer Science*, pages 283–294. Springer, 2011. doi:[10.1007/978-3-642-25870-1_26](https://doi.org/10.1007/978-3-642-25870-1_26).
- [15] Ashim Garg and Roberto Tamassia. On the computational complexity of upward and rectilinear planarity testing. *SIAM Journal on Computing*, 31(2):601–625, 2001. doi:[10.1137/S0097539794277123](https://doi.org/10.1137/S0097539794277123).
- [16] Emilio Di Giacomo, Luca Grilli, Marcus Krug, Giuseppe Liotta, and Ignaz Rutter. Hamiltonian orthogeodesic alternating paths. *J. Discrete Algorithms*, 16:34–52, 2012. doi:[10.1016/j.jda.2012.04.012](https://doi.org/10.1016/j.jda.2012.04.012).
- [17] Michael Jünger, Sebastian Leipert, and Petra Mutzel. Level planarity testing in linear time. In Sue Whitesides, editor, *Graph Drawing, 6th International Symposium, GD 1998, Montréal, Canada, August 1998, Proceedings*, volume 1547 of *Lecture Notes in Computer Science*, pages 224–237. Springer, 1998. doi:[10.1007/3-540-37623-2_17](https://doi.org/10.1007/3-540-37623-2_17).
- [18] Bastian Katz, Marcus Krug, Ignaz Rutter, and Alexander Wolff. Manhattan-geodesic embedding of planar graphs. In David Eppstein and Emden R. Gansner, editors, *Proceedings of the 17th International Symposium on Graph Drawing (GD’09)*, volume 5849 of *Lecture Notes in Computer Science*, pages 207–218. Springer, 2010. doi:[10.1007/978-3-642-11805-0_21](https://doi.org/10.1007/978-3-642-11805-0_21).
- [19] Walter Schnyder. Embedding planar graphs on the grid. In *Discrete Algorithms - 1st Annual ACM-SIAM Symposium, SODA 1990, San Francisco, California, 22–24 January, 1990, Revised Selected Papers.*, pages 138–148. SIAM, 1990. URL: <http://dl.acm.org/citation.cfm?id=320176.320191>.