


History

Contents

NCAA Tournament History.....	116
SEC Tournament History.....	118
Other Postseason History	119
1,000-Point Scorers	120
South Carolina Association of Lettermen	
Hall of Fame Inductees.....	124
All-Time Awards	125
All-Time Letterwinner Stats	137
Letterwinners by State/Country	156
Letterwinners by Jersey Number.....	158
Year-by-Year Results	159
Year-by-Year Finish.....	168
Coaching History.....	169
Series Records vs. Opponents	170
Series Records vs. Conferences.....	172
Series History vs. Opponents.....	173
History vs. Ranked Opponents	181
Year-by-Year Statistics.....	184



W O M E N ' S B A S K E T B A L L

NCAA TOURNAMENT HISTORY

1982 • No. 3 Seed in Midwest Region • Sweet 16

Head Coach: Terry Kelly • Final record: 23-8 overall

Date	Opponent	Result	Score	Site	SC Points	SC Rebs.	Opp. Points	Opp. Rebs.
3/14	No. 6 East Carolina	W	79-54	Columbia, S.C.	30-Southers	19-Southers, Foster	14-Denkler	9-Chaney
3/18	vs. No. 2 Kentucky	L	69-73	Ruston, La.	23-Foster	19-Foster	29-Still	13-Still

1986 • No. 7 Seed in Mideast Region • First Round

Head Coach: Nancy Wilson • Final record: 19-11 overall; 9-1 Metro

Date	Opponent	Result	Score	Site	SC Points	SC Rebs.	Opp. Points	Opp. Rebs.
3/12	No. 10 Middle Tenn. St.	L	77-78 (OT)	Columbia, S.C.	24-Southers	18-Gilmore	20-Willbanks	11-Willbanks

1988 • No. 3 Seed in Midwest Region • Second Round

Head Coach: Nancy Wilson • Final record: 23-11 overall; 10-2 Metro

Date	Opponent	Result	Score	Site	SC Points	SC Rebs.	Opp. Points	Opp. Rebs.
3/16	No. 9 Alabama	W	77-63	Columbia, S.C.	21-Middleton	11-Parker	22-Vaughn	12-Heard
3/20	at No. 1 Texas	L	58-77	Austin, Texas	15-Parker	10-Hawkins	19-Wimbish	9-Conwell

1989 • No. 6 Seed in Midwest Region • First Round

Head Coach: Nancy Wilson • Final record: 23-7 overall; 10-2 Metro

Date	Opponent	Result	Score	Site	SC Points	SC Rebs.	Opp. Points	Opp. Rebs.
3/15	No. 11 Tenn. Tech	L	73-77	Columbia, S.C.	31-Hunt	12-Hunt	23-Brown	12-Clayton

1990 • No. 5 Seed in Mideast Region • Sweet 16

Head Coach: Nancy Wilson • Final record: 24-9 overall; 13-1 Metro

Date	Opponent	Result	Score	Site	SC Points	SC Rebs.	Opp. Points	Opp. Rebs.
3/14	No. 12 Bowling Green	W	93-50	Columbia, S.C.	22-Middleton	11-Hunt	15-Thompson	7-Bonner
3/17	at No. 4 Northwestern	W	76-67	Evanston, Ill.	21-Middleton	15-Banner	19-Savage	7-Savage, Kennelly
3/22	vs. No. 1 Washington	L	61-73	Iowa City, Iowa	20-Hunt	10-Hunt	17-Deden	10-Deden

1991 • No. 7 Seed in Mideast Region • First Round

Head Coach: Nancy Wilson • Final record: 22-9 overall; 12-2 Metro

Date	Opponent	Result	Score	Site	SC Points	SC Rebs.	Opp. Points	Opp. Rebs.
3/13	at No. 10 Vanderbilt	L	64-73	Nashville, Tenn.	27-Williams	14-Williams	24-Scholtns	16-Scholtns

2002 • No. 3 Seed in East Region • Elite Eight

Head Coach: Susan Walvius • Final record: 25-7 overall; 10-4 SEC

Date	Opponent	Result	Score	Site	SC Points	SC Rebs.	Opp. Points	Opp. Rebs.
3/16	No. 14 Liberty	W	69-61	Columbia, S.C.	19-Ujhelyi	14-Penn	19-Walker	9-Foreid
3/18	No. 6 Cincinnati	W	75-56	Columbia, S.C.	21-Geter	10-Geter	13-Sharp, King	8-Wilder
3/23	vs. No. 7 Drake	W	79-65	Raleigh, N.C.	19-Penn, Gortman	8-Penn	20-Bennett	8-Anderson
3/25	vs. No. 1 Duke	L	68-77	Raleigh, N.C.	17-Gortman	9-Penn	24-Beard	7-Beard, Tillis

2003 • No. 5 Seed in East Region • Second Round

Head Coach: Susan Walvius • Final record: 23-8 overall; 9-5 SEC

Date	Opponent	Result	Score	Site	SC Points	SC Rebs.	Opp. Points	Opp. Rebs.
3/23	vs. No. 12 Chattanooga	W	68-54	University Park, Pa.	18-Ciocan	14-Ujhelyi	18-Warfield	7-Patton
3/25	at No. 4 Penn State	L	67-77	University Park, Pa.	21-Penn	9-Penn	27-Mazzante	4-Joseph, Wright

2012 • No. 5 Seed in Fresno Region • Sweet 16

Head Coach: Dawn Staley • Final record: 25-10 overall; 10-6 SEC

Date	Opponent	Result	Score	Site	SC Points	SC Rebs.	Opp. Points	Opp. Rebs.
3/17	vs. No. 12 E. Michigan	W	80-48	W. Lafayette, Ind.	12-Grant	7-Bruner	14-Redditt	12-Watkins
3/19	at No. 4 Purdue	W	72-61	W. Lafayette, Ind.	21-Grant	8-Welch	15-Houser	13-Ostarello
3/25	vs. No. 1 Stanford	L	60-76	Fresno, Calif.	18-Sutton	12-Welch	39-N. Ogwumike	10-Ogwumike, Ogwumike

NCAA TOURNAMENT HISTORY

2013 • No. 4 Seed in Norfolk Region • Second Round

Head Coach: Dawn Staley • **Final record:** 25-8 overall; 11-5 SEC

Date	Opponent	Result	Score	Site	SC Points	SC Rebs.	Opp. Points	Opp. Rebs.
3/23	vs. No. 13 S. Dakota State	W	74-52	Boulder, Colo.	15-Bruner, Walker	11-Bruner	15-Eide	4-Boever, Dietel, Lingle
3/25	vs. No. 12 Kansas	L	69-75	Boulder, Colo.	16-Bruner, Welch	12-Bruner	27-Engelman	12-Gardner

2014 • No. 1 Seed in Stanford Region • Sweet 16

Head Coach: Dawn Staley • **Final record:** 29-5 overall; 14-2 SEC

Date	Opponent	Result	Score	Site	SC Points	SC Rebs.	Opp. Points	Opp. Rebs.
3/23	vs. No. 16 CSU Northridge	W	73-58	Seattle, Wash.	24-Mitchell	16-Coates	26-Sharpe	6-Sharpe, Fong
3/25	vs. No. 9 Oregon State	W	78-69	Seattle, Wash.	21-Welch	11-Coates, Welch	21-Weisner	9-Gibson
3/30	vs. No. 4 North Carolina	L	58-65	Palo Alto, Calif.	22-Coates	11-Coates	19-DeShields	9-Mavunga

2015 • No. 1 Seed in Greensboro Region • Final Four

Head Coach: Dawn Staley • **Final record:** 34-3 overall; 15-1 SEC

Date	Opponent	Result	Score	Site	SC Points	SC Rebs.	Opp. Points	Opp. Rebs.
3/20	No. 16 Savannah State	W	81-48	Columbia, S.C.	15-Wilson	9-Wilson	21-Kalu	8-Davis
3/22	No. 8 Syracuse	W	97-68	Columbia, S.C.	14-Coates, Mitchell	10-Welch	23-Peterson	7-Briana Day
3/27	vs. No. 4 North Carolina	W	67-65	Greensboro, N.C.	18-Cotes, Mitchell	10-Coates	15-Coleman	13-Mavunga
3/29	vs. No. 2 Florida State	W	80-74	Greensboro, N.C.	21-Mitchell	6-Mitchell	13-Romero	7-Romero
4/5	vs. No. 1 Notre Dame	L	65-66	Tampa, Fla.	20-Wilson	14-Welch	22-Loyd	8-Turner

2016 • No. 1 Seed in Sioux Falls Region • Sweet 16

Head Coach: Dawn Staley • **Final record:** 33-2 overall; 16-0 SEC

Date	Opponent	Result	Score	Site	SC Points	SC Rebs.	Opp. Points	Opp. Rebs.
3/18	No. 16 Jacksonville	W	77-41	Columbia, S.C.	22-Coates	11-Wilson	17-B. Brown	6-Mercer
3/20	No. 9 Kansas State	W	73-47	Columbia, S.C.	20-Mitchell	10-Coates	21-Lewis	9-Lewis
3/25	No. 4 Syracuse	L	72-80	Sioux Falls, S.D.	18-Coates	16-Coates	26-Peterson	13-Briana Day

Tournament Field: 32 teams 1982, 1984-85; 40 teams 1983, 1986-88; 48 teams 1989-93; 64 teams 1994-present
Opponents listed with regional seed, not national ranking

NCAA Tournament History by Opponent (19-13)

Alabama (1-0)

3/16/88 W 77-63

Bowling Green (1-0)

3/14/90 W 93-50

Cal State Northridge (1-0)

3/23/14 W 73-58

Chattanooga (1-0)

3/23/03 W 68-54

Cincinnati (1-0)

3/18/02 W 75-56

Drake (1-0)

3/23/02 W 79-65

Duke (0-1)

3/25/02 L 68-77

East Carolina (1-0)

3/14/82 W 79-54

Eastern Michigan (1-0)

3/17/12 W 80-48

Florida State (1-0)

3/29/15 W 80-74

Jacksonville (1-0)

3/18/16 W 77-41

Kansas (0-1)

3/25/13 L 69-75

Kansas State (1-0)

3/20/16 W 73-47

Kentucky (0-1)

3/18/82 L 69-73

Liberty (1-0)

3/16/02 W 69-61

Middle Tennessee St. (0-1)

3/12/86 L (ot) 77-78

North Carolina (1-1)

3/30/14 L 58-65
3/27/15 W 67-65

Northwestern (1-0)

3/17/90 W 76-67

Notre Dame (0-1)

4/5/15 L 65-66

Oregon State (1-0)

3/25/14 W 78-69

Penn State (0-1)

3/25/03 L 67-77

Purdue (1-0)

3/19/12 W 72-61

Savannah State (1-0)

3/20/15 W 81-48

South Dakota State (1-0)

3/23/13 W 74-52

Stanford (0-1)

3/24/12 L 60-76

Syracuse (1-1)

3/22/15 W 97-68
3/25/16 L 72-80

Tennessee Tech (0-1)

3/15/89 L 73-77

Texas (0-1)

3/20/88 L 58-77

Vanderbilt (0-1)

3/13/91 L 64-73

Washington (0-1)

3/22/90 L 61-73

SEC TOURNAMENT HISTORY

1992 • No. 12 Seed • First Round • Albany, Ga.

3/6 No. 4 Vanderbilt L 47-58

1993 • No. 7 Seed • First Round • Chattanooga, Tenn.

3/5 No. 10 Mississippi L 57-59

1994 • No. 10 Seed • First Round • Chattanooga, Tenn.

3/4 No. 7 Kentucky L 80-83

1995 • No. 10 Seed • First Round • Chattanooga, Tenn.

3/3 No. 4 Arkansas L 70-80

1996 • No. 11 Seed • First Round • Chattanooga, Tenn.

3/1 No. 6 Florida L 48-65

1997 • No. 12 Seed • First Round • Chattanooga, Tenn.

2/28 No. 5 Tennessee L 48-75

1998 • No. 11 Seed • Second Round • Columbus, Ga.

2/26 No. 6 LSU W 76-61

2/27 No. 3 Alabama L 72-92

1999 • No. 12 Seed • First Round • Chattanooga, Tenn.

2/25 No. 5 Alabama L 71-82

2000 • No. 11 Seed • First Round • Chattanooga, Tenn.

3/2 No. 6 Vanderbilt L 58-80

2001 • No. 6 Seed • First Round • Memphis, Tenn.

3/1 No. 11 Mississippi L 68-75

2002 • No. 2 Seed • Second Round • Nashville, Tenn.

3/1 No. 7 Arkansas L 61-79

2003 • No. 5 Seed • Second Round • Little Rock, Ark.

3/6 No. 12 Mississippi W 79-64

3/7 No. 4 Mississippi State L 75-79

2004 • No. 12 Seed • First Round • Nashville, Tenn.

3/6 No. 5 Georgia L 42-73

2005 • No. 12 Seed • First Round • Greenville, S.C.

3/3 No. 5 Mississippi L 50-53

2006 • No. 7 Seed • First Round • Little Rock, Ark.

3/2 No. 10 Auburn L 48-64

2007 • No. 8 Seed • Second Round • Duluth, Ga.

3/1 No. 9 Auburn W 65-63

3/2 No. 1 Tennessee L 63-81

2008 • No. 10 Seed • First Round • Nashville, Tenn.

3/6 No. 7 Florida L 57-71

2009 • No. 11 Seed • First Round • N. Little Rock, Ark.

3/5 No. 6 Mississippi State L 39-49

2010 • No. 8 Seed • First Round • Duluth, Ga.

3/5 No. 9 Mississippi L 63-64

2011 • No. 5 Seed • Second Round • Nashville, Tenn.

3/3 No. 12 Ole Miss W 62-50

3/4 No. 4 Georgia L 34-66

2012 • No. 6 Seed • Semifinals • Nashville, Tenn.

3/1 No. 11 Alabama W 57-38

3/2 No. 3 Georgia W 59-55

3/3 No. 2 Tennessee L 58-74

2013 • No. 5 Seed • Quarterfinals • Duluth, Ga.

3/7 No. 13 Alabama W 77-35

3/8 No. 4 Texas A&M L 52-61

2014 • No. 1 Seed • Semifinals • Nashville, Tenn.

3/7 No. 9 Georgia W 67-48

3/8 No. 4 Kentucky L 58-68

2015 • No. 1 Seed • Champion • N. Little Rock, Ark.

3/6 No. 9 Arkansas W 58-36

3/7 No. 4 LSU W 74-54

3/8 No. 2 Tennessee W 62-46

2016 • No. 1 Seed • Champion • Jacksonville, Fla.

3/4 No. 9 Auburn W 57-48

3/5 No. 5 Kentucky W 93-63

3/6 No. 3 Mississippi State W 66-52

Opponents listed with tournament seed, not national ranking

SEC Tournament History by Opponent (14-23)

Alabama (2-2)

2/27/98 L 72-92
2/25/99 L 71-82
3/1/12 W 57-38
3/7/13 W 77-35

Arkansas (1-2)

3/3/95 L 70-80
3/1/02 L 61-79
3/6/15 W 58-36

Auburn (2-1)

3/2/06 L 48-64
3/1/07 W 65-63
3/4/16 W 57-48

Florida (0-2)

3/1/96 L 48-65
3/6/08 L 57-71

Georgia (2-2)

3/6/04 L 42-73
3/4/11 L 34-66
3/2/12 W 59-55
3/7/14 W 67-58

Kentucky (1-2)

3/4/94 L 80-83
3/8/14 L 58-68
3/5/16 W 93-63

LSU (2-0)

2/26/98 W 76-61
3/7/15 W 74-54

Ole Miss (2-4)

3/5/93 L 57-59
3/1/01 L 68-75
3/6/03 W 79-64
3/3/05 L 50-53
3/4/10 L 63-64
3/3/11 W 62-50

Mississippi State (1-2)

3/7/03 L 75-79
3/5/09 L 39-49
3/6/16 W 66-52

Tennessee (1-3)

2/28/97 L 45-78
3/2/07 L 63-81
3/3/12 L 58-74
3/8/15 W 62-46

Texas A&M (0-1)

3/8/13 L 52-61

Vanderbilt (0-2)

3/6/92 L 47-58
3/2/00 L 58-80

OTHER POSTSEASON TOURNAMENT HISTORY

Women's NIT

2005-06 (Cincinnati, Ohio)

3/17	Xavier	L	65-70 (OT)
------	--------	---	------------

2006-07 (Columbia, S.C.)

3/18	Hartford	W	81-40
3/21	Hofstra	L	59-64
	First-Round Bye		

2007-08 (Columbia, S.C./Raleigh, N.C.)

3/21	North Carolina A&T	W	102-74
3/24	at NC State	L	69-72

2010-11 (Columbia, S.C.)

3/16	Appalachian State	W	67-54
3/20	Charlott	L	57-69

National Women's Invitational Tournament

1978-79 (Amarillo, Texas)

1979 NWIT CHAMPIONS

3/15	California	W	62-51
3/16	Oregon	W	84-63
3/17	Drake	W	74-71

AIAW Tournament

1977-78 Playoffs (Aiken, S.C.)

3/2	College of Charleston	W	84-80
-----	-----------------------	---	-------

1977-78 Region 2 Tournament (Chapel Hill, N.C.)

3/9	NC State	L	77-52
3/10	Memphis	W	82-80
3/11	East Carolina	W	77-70

1978-79 Region 2 Tournament (Knoxville, Tenn.)

3/8	Morehead State	W	70-64
3/9	Tennessee	L	76-64
3/11	NC State	L	67-64

1979-80 Region 2 Tournament (Columbia, S.C.)

3/12	Southern California	W	70-60
3/16	Northwestern	L	61-54
3/17	Stephen F. Austin	W	63-56
3/21	Tennessee	L	75-72
3/23	Louisiana Tech	W	77-69

(Defeated Louisiana Tech in the consolation game for third place.)

1980-81 Region 2 Tournament (Clemson, S.C.)

3/10	Clemson	W	81-64
------	---------	---	-------

1980-81 Region 2 Tournament (Norfolk, Va.)

3/13	Old Dominion	L	73-71
3/14	Kentucky	L	87-69

SCAIAW Tournament

1976-77 State Tournament

3/3	Erskine	W	73-71
3/4	Francis Marion	L	65-61

1977-78 State Tournament (Clemson, S.C.)

2/23	Benedict	W	74-44
2/24	Francis Marion	W	68-64 (OT)
2/25	College of Charleston	W	85-81

1978-79 Championship (Spartanburg, S.C.)

3/7	Clemson	W	75-74
-----	---------	---	-------

1979-80 Championship (Florence, S.C.)

3/1	Clemson	W	89-55
-----	---------	---	-------

Metro Conference Tournament

1983-84 • Cincinnati, Ohio

3/5	Tulane	W	74-64
3/6	Memphis	W	64-60
3/7	Virginia Tech	L	89-76

1984-85 • Hattiesburg, Miss.

3/3	Tulane	W	76-66
3/4	Southern Miss	L	87-81

1985-86 • Columbia, S.C.

1986 METRO CHAMPIONS (Regular Season & Tournament)

3/2	Virginia Tech	W	67-54
3/3	Cincinnati	W	67-48

1986-87 • Blacksburg, Va.

3/5	Cincinnati	W	77-46
3/6	Virginia Tech	W	59-55
3/7	Southern Miss	L	68-66

1987-88 • Tallahassee, Fla

1988 METRO CHAMPIONS (Regular Season & Tournament)

3/11	Southern Miss	W (OT)	86-77
3/12	Memphis	W	81-70

1988-89 • Memphis, Tenn.

1989 METRO CHAMPIONS (Regular Season & Tournament)

3/10	Cincinnati	W	63-60
3/11	Southern Miss	W	92-65

1989-90 • Cincinnati, Ohio

1990 METRO CHAMPIONS (Regular Season)

3/8	Tulane	W	71-62
3/9	Louisville	W	80-60
3/10	Southern Miss	L (2OT)	95-88

1990-91 • Louisville, Ky.

1991 METRO CHAMPIONS (Regular Season)

3/4	Tulane	W	80-44
3/5	Southern Miss	W	70-59
3/6	Florida State	L	54-53

1,000-POINT SCORERS



Sheila Foster • Center • Spartanburg, S.C. • 2,266 Career Points

	GP	GS	Min	Avg	FG	FGA	Pct	3FG	FGA	Pct	FT	FTA	Pct	Off	Def	Tot	Avg	PF	FO	A	TO	Blk	Stl	Pts	Avg
1978-79	37				216	432	.500				84	128	.656			329	8.9							516	13.9
1979-80	36				245	452	.542				99	140	.707			379	10.5	72	1	51	93	10	88	589	16.4
1980-81	30	30	1124	37.5	211	396	.533				112	381	.294			381	12.7	48	0	59	110	14	60	534	12.8
1981-82	31	31	1175	37.9	252	432	.583				123	175	.703			338	10.9	62	0	44	84	23	41	627	20.2
Career	134	61	2299		924	1712	.540				418	824	.507			1427	10.6	182	1	154	287	47	189	2266	16.9



Shannon Johnson • Guard • Hartsville, S.C. • 2,230 Career Points

	GP	GS	Min	Avg	FG	FGA	Pct	3FG	FGA	Pct	FT	FTA	Pct	Off	Def	Tot	Avg	PF	FO	A	TO	Blk	Stl	Pts	Avg
1992-93	27	27	715	26.5	89	212	.420	18	50	.360	63	87	.724	30	68	98	3.6	81	3	83	131	4	65	259	9.6
1993-94	27	27	834	3.9	231	506	.457	44	111	.396	128	186	.688	65	95	160	5.9	95	1	133	117	17	64	634	23.5
1994-95	27	27	973	36.0	214	497	.431	64	182	.352	154	227	.678	62	110	172	6.4	91	4	138	99	18	57	646	23.9
1995-96	28	27	973	34.8	238	544	.438	82	202	.406	133	179	.743	44	123	167	6.0	86	1	113	104	20	74	691	24.7
Career	109	108	3495	32.1	772	1759	.439	208	545	.382	478	679	.704	201	396	597	5.5	353	9	467	451	59	260	2230	20.5



Brantley Southers • Forward • Columbia, S.C. • 1,982 Career Points

	GP	GS	Min	Avg	FG	FGA	Pct	3FG	FGA	Pct	FT	FTA	Pct	Off	Def	Tot	Avg	PF	FO	A	TO	Blk	Stl	Pts	Avg
1981-82	31	16	828	26.7	142	273	.520				48	66	.727			172	5.5	58	1	34	12	23	45	332	10.7
1982-83	1	0	1	0.1	1	3	.333				0	0	—			2	2.0	1	0	0	1	0	0	2	2.0
1983-84	30	30	1008	33.6	239	460	.520				73	88	.830			240	8.0	78	2	0	82	0	0	551	18.4
1984-85	28	28	988	35.3	211	459	.460				60	78	.769			192	6.9	72	0	63	85	14	45	482	17.2
1985-86	30	29	1062	35.4	266	573	.464				83	97	.856			256	8.5	83	1	99	93	12	63	615	20.5
Career	120	103	3886	32.4	859	1768	.486				264	329	.802			862	7.2	292	4	196	273	49	153	1982	16.5



Jocelyn Penn • Forward • Conyers, Ga. • 1,939 Career Points

	GP	GS	Min	Avg	FG	FGA	Pct	3FG	FGA	Pct	FT	FTA	Pct	Off	Def	Tot	Avg	PF	FO	A	TO	Blk	Stl	Pts	Avg
1998-99	27	13	685	25.4	130	247	.526	0	0	—	91	132	.689	81	94	175	6.5	84	1	41	62	2	79	351	13.0
1999-00	28	15	721	25.8	127	230	.552	0	1	.000	93	138	.674	70	101	171	6.1	75	1	64	105	4	74	347	12.4
2000-01																									
2001-02	32	31	991	31.0	218	351	.621	0	0	—	89	140	.636	94	121	214	6.7	83	3	53	74	2	94	525	16.4
2002-03	30	30	1088	36.3	282	449	.628	14	37	.378	138	194	.711	100	142	242	8.1	91	3	58	107	1	112	716	23.9
Career	117	89	3485	29.8	757	1277	.593	14	38	.368	411	604	.680	345	458	802	6.9	333	8	216	348	9	359	1939	16.6



Tiffany Mitchell • Guard • Charlotte, N.C. • 1,885 Career Points

	GP	GS	Min	Avg	FG	FGA	Pct	3FG	FGA	Pct	FT	FTA	Pct	Off	Def	Tot	Avg	PF	FO	A	TO	Blk	Stl	Pts	Avg
2012-13	33	30	927	28.1	107	282	.379	22	60	.367	68	111	.613	60	109	169	5.1	64	1	43	82	4	44	304	9.2
2013-14	34	34	1066	31.4	165	335	.493	40	74	.541	157	198	.793	41	149	190	5.6	63	0	118	97	8	62	527	15.5
2014-15	37	37	1106	29.9	189	378	.500	57	137	.416	98	117	.838	28	87	115	3.1	64	1	106	82	11	65	533	14.4
2015-16	35	34	1068	30.5	168	405	.415	61	180	.339	124	152	.816	33	63	96	2.7	69	0	90	86	6	63	521	14.9
Career	139	135	4167	30.0	629	1400	.449	180	451	.399	447	578	.773	162	408	570	4.1	260	2	357	347	29	234	1885	13.6



Schonna Banner • Center • Lenoir, N.C. • 1,791 Career Points

	GP	GS	Min	Avg	FG	FGA	Pct	3FG	FGA	Pct	FT	FTA	Pct	Off	Def	Tot	Avg	PF	FO	A	TO	Blk	Stl	Pts	Avg
1986-87	29	19	864	29.8	183	350	.523				68	94	.723			182	6.3	81	2	11	52	17	23	434	15.0
1987-88	33	31	996	30.2	219	415	.528	0	0	—	67	105	.638	79	161	240	7.3	94	3	19	39	32	36	505	15.3
1988-89	30	30	891	29.7	192	344	.558	0	0	—	51	80	.638	71	154	225	7.5	89	3	23	44	29	39	435	14.5
1989-90	33	33	1051	31.8	181	317	.571	0	0	—	55	82	.671	80	174	254	7.7	90	1	35	48	25	36	417	12.6
Career	125	113	3802	30.4	775	1426	.543	0	0	—	241	361	.668	230	489	901	7.2	354	9	88	183	103	134	1791	14.3



Martha Parker • Forward • Columbia, S.C. • 1,728 Career Points

	GP	GS	Min	Avg	FG	FGA	Pct	3FG	FGA	Pct	FT	FTA	Pct	Off	Def	Tot	Avg	PF	FO	A	TO	Blk	Stl	Pts	Avg
1985-86	30	29	1119	37.3	108	224	.482				77	100	.770			141	4.7	78	0	162	95	5	77	293	9.8
1986-87	30	30	1122	37.4	173	339	.510				120	160	.750			172	5.7	85	5	104	116	8	76	466	15.5
1987-88	34	33	1172	34.5	202	359	.563	2	5	.400	157	231	.680	83	160	243	7.1	101	5	131	103	8	58	563	16.6
1988-89	30	30	1139	34.8	143	255	.561	1	5	.200	119	150	.793	50	122	172	5.7	96	1	146	88	0	73	406	13.5
Career	124	122	4456	35.9	626	1177	.532	3	10	.300	473	641	.738	133	282	728	5.9	360	11	543	402	21	284	1728	13.9



Karen Middleton • Guard • McBee, S.C. • 1,714 Career Points

	GP	GS	Min	Avg	FG	FGA	Pct	3FG	FGA	Pct	FT	FTA	Pct	Off	Def	Tot	Avg	PF	FO	A	TO	Blk	Stl	Pts	Avg
1987-88	34	27	930	27.4	157	370	.424	75	173	.434	19	27	.704	23	57	80	2.4	39	0	92	49	2	25	408	12.0
1988-89	30	3	810	27.0	131	283	.463	51	112	.455	12	19	.632	18	51	69	2.3	33	0	90	53	6	32	325	10.8
1989-90	33	33	1139	34.5	163	327	.498	76	162	.469	35	49	.714	36											

1,000-POINT SCORERS



Evelyn Johnson • Guard • Lansing, Mich. • 1,620 Career Points

	GP	GS	Min	Avg	FG	FGA	Pct	3FG	FGA	Pct	FT	FTA	Pct	Off	Def	Tot	Avg	PF	FO	A	TO	Blk	Stl	Pts	Avg
1979-80	36				199	402	.495				69	109	.633			187	5.2	95	3	62	83	9	58	467	13.0
1980-81	30	30	912	30.4	200	418	.480				93	125	.744			178	5.9	94	6	76	102	13	49	493	16.7
1981-82	31	31	886	28.6	187	378	.495				50	71	.704			157	5.1	81	1	83	93	20	67	424	13.7
1982-83	16	11	259	16.2	88	192	.458				60	90	.667			106	6.6	56	4	22	41	7	17	236	14.8
Career	113	72	2058		674	1390	.485				272	395	.689			628	5.6	326	14	243	319	49	191	1620	14.3



Marsha Williams • Center • Monck's Corner, S.C. • 1,585 Career Points

	GP	GS	Min	Avg	FG	FGA	Pct	3FG	FGA	Pct	FT	FTA	Pct	Off	Def	Tot	Avg	PF	FO	A	TO	Blk	Stl	Pts	Avg
1989-90	33	0	430	13.0	57	131	.435	0	0	—	42	65	.646	65	87	152	4.6	84	3	3	43	6	11	156	4.7
1990-91	31	30	947	30.5	209	440	.475	0	0	—	87	128	.680	126	177	303	9.8	95	4	24	85	19	17	505	16.3
1991-92	28	28	924	33.0	236	508	.465	0	0	—	126	200	.630	133	182	315	11.3	79	3	21	94	17	26	598	21.4
1992-93	24	22	771	32.1	131	310	.423	0	0	—	64	120	.533	103	153	256	10.7	60	2	14	72	16	26	326	13.6
Career	116	80	3072	26.5	633	1389	.456	0	0	—	319	513	.622	427	599	1026	8.8	318	12	62	294	58	80	1585	13.7



Sharon Gilmore • Center • Graniteville, S.C. • 1,511 Career Points

	GP	GS	Min	Avg	FG	FGA	Pct	3FG	FGA	Pct	FT	FTA	Pct	Off	Def	Tot	Avg	PF	FO	A	TO	Blk	Stl	Pts	Avg
1982-83	28	28	876	31.3	184	317	.580				57	91	.626			232	8.3	103	7	13	88	29	31	425	15.2
1983-84	30	28	807	26.9	154	338	.456				92	133	.692			215	7.2	92	2	26	68	34	32	400	13.3
1984-85	22	19	583	26.5	119	215	.553				38	66	.576			169	7.7	78	3	13	59	18	37	258	11.7
1985-86	30	30	945	31.5	189	368	.514				50	94	.532			266	8.9	102	6	11	62	20	41	428	14.3
Career	110	105	3211	29.2	646	1238	.522				237	384	.617			882	8.0	375	18	63	277	101	141	1511	13.7



Annie Lester • Forward • Norcross, Ga. • 1,488 Career Points

	GP	GS	Min	Avg	FG	FGA	Pct	3FG	FGA	Pct	FT	FTA	Pct	Off	Def	Tot	Avg	PF	FO	A	TO	Blk	Stl	Pts	Avg
1996-97	27	18	623	23.1	103	222	.464	0	0	—	36	50	.720	65	115	180	6.7	68	2	6	23	12	43	242	9.0
1997-98	28	28	862	30.8	190	424	.448	0	1	.000	115	148	.777	108	139	247	8.8	103	8	21	46	1	76	495	17.7
1998-99	27	27	797	29.5	156	346	.451	5	31	.161	80	115	.696	100	113	213	7.9	100	9	21	57	5	53	397	14.7
1999-00	28	23	728	26.0	126	258	.488	0	3	.000	102	142	.718	75	70	145	5.2	73	4	27	50	1	43	354	12.6
Career	110	96	3010	27.4	575	1250	.460	5	35	.143	333	455	.732	348	437	785	7.1	344	23	75	176	19	215	1488	13.5



Katrina Anderson • Center • Timmonsville, S.C. • 1,454 Career Points

	GP	GS	Min	Avg	FG	FGA	Pct	3FG	FGA	Pct	FT	FTA	Pct	Off	Def	Tot	Avg	PF	FO	A	TO	Blk	Stl	Pts	Avg		
1977-78	34	34			306	544	.563				142	242	.587			434	12.8	105	3	41	98	23	58	754	22.2		
1978-79	37				283	540	.524				134	195	.687			371	10.0							29	126	700	18.9
Career	71				589	1084	.543				276	437	.632			805	11.3							52	184	1454	20.5



Aleighsa Welch • Forward • Goose Creek, S.C. • 1,451 Career Points

	GP	GS	Min	Avg	FG	FGA	Pct	3FG	FGA	Pct	FT	FTA	Pct	Off	Def	Tot	Avg	PF	FO	A	TO	Blk	Stl	Pts	Avg
2011-12	33	2	694	21.0	98	167	.587	0	1	.000	56	98	.571	104	96	200	6.1	41	0	18	40	22	19	252	7.6
2012-13	33	33	981	29.7	134	224	.598	1	1	1.00	126	178	.708	131	124	255	7.7	56	0	34	53	23	26	395	12.0
2013-14	34	33	1037	30.5	175	305	.574	1	1	1.00	116	194	.598	107	153	260	7.6	61	0	67	64	47	29	467	13.7
2014-15	37	37	973	26.3	153	274	.558	0	1	.000	31	75	.413	107	134	241	6.5	59	2	71	60	38	21	337	9.1
Career	137	105	3685	26.9	560	970	.577	2	4	.500	329	545	.604	449	507	956	7.0	217	2	190	217	130	95	1451	10.6



Denise Nanney • Forward • Spartanburg, S.C. • 1,388 Career Points

	GP	GS	Min	Avg	FG	FGA	Pct	3FG	FGA	Pct	FT	FTA	Pct	Off	Def	Tot	Avg	PF	FO	A	TO	Blk	Stl	Pts	Avg
1974-75	30				220	492	.447				87	123	.707			361	12.0	90						527	17.6
1975-76	22				164	340	.482				63	94	.670			267	12.1							391	17.8
1976-77	26				217	527	.412				36	69	.522			249	9.4	86	3	26				470	18.1
Career	78				601	1359	.442				186	286	.650			877	11.2	176	3	26				1388	17.8



Shaunzinski Gortman • Guard • Columbia, S.C. • 1,367 Career Points

	GP	GS	Min	Avg	FG	FGA	Pct	3FG	FGA	Pct	FT	FTA	Pct	Off	Def	Tot	Avg	PF	FO	A	TO	Blk	Stl	Pts	Avg
1998-99	27	25	745	27.6	118	314	.376	12	56	.214	53	90	.589	57	80	137	5.1	88	6	61	104	4	47	301	11.1
1999-00	20	20	578	28.9	116	248	.468	13	34	.382	51	85	.600	25	87	112	5.6	63	2	84	108	18	51	296	14.8
2000-01	27	26	843	31.2	112	293	.382	34	105	.324	40	57	.702	32	106	138	5.1	73	2	80	98	10	52	298	11.0
2001-02	31	29	982	31.7	176	414	.425	52	143	.364	68	102	.667	56	133	189	6.1	73	2	93	89	7	62	472	15.2
Career	105	100	3148	30.0	522	1269	.411	111	338	.328	212	334	.635	170	406	576	5.5	297	12	318	399	39	212	1367	13.0

1,000-POINT SCORERS



Beth Hunt • Forward • Garden City, S.C. • 1,340 Career Points

	GP	GS	Min	Avg	FG	FGA	Pct	3FG	FGA	Pct	FT	FTA	Pct	Off	Def	Tot	Avg	PF	FO	A	TO	Blk	Stl	Pts	Avg
1988-89	30	30	915	30.5	242	420	.576	1	1	1.000	107	141	.759	107	169	276	9.2	78	2	42	99	20	52	592	19.7
1989-90	33	33	1054	31.9	316	547	.578	1	8	.125	115	171	.673	107	230	337	10.2	73	1	55	95	21	52	748	22.7
Career	63	63	1969	31.3	558	967	.577	2	9	.222	222	312	.712	214	399	613	9.7	151	3	97	194	41	104	1340	21.3



La'Keisha Sutton • Guard • Trenton, N.J. • 1,299 Career Points

	GP	GS	Min	Avg	FG	FGA	Pct	3FG	FGA	Pct	FT	FTA	Pct	Off	Def	Tot	Avg	PF	FO	A	TO	Blk	Stl	Pts	Avg
2008-09	28	14	734	26.2	108	263	.411	15	36	.417	77	114	.675	21	35	56	2.0	70	2	68	107	5	36	308	11.0
2009-10	29	24	858	29.6	109	273	.399	15	37	.405	49	89	.570	30	38	68	2.3	70	1	74	82	4	25	282	9.7
2010-11	33	32	1090	33.0	128	314	.408	13	55	.236	68	112	.607	30	58	88	2.7	75	1	118	130	4	47	337	10.2
2011-12	35	35	1073	30.7	140	365	.384	24	93	.258	68	90	.756	33	64	97	2.8	65	3	97	110	10	46	372	10.6
Career	125	105	3755	30.0	485	1215	.399	67	221	.303	262	402	.652	114	195	309	2.5	280	7	357	429	23	154	1299	10.4



Nikki Miars • Guard • St. Mary's, Ohio • 1,263 Career Points

	GP	GS	Min	Avg	FG	FGA	Pct	3FG	FGA	Pct	FT	FTA	Pct	Off	Def	Tot	Avg	PF	FO	A	TO	Blk	Stl	Pts	Avg
1995-96	26	19	714	27.5	89	217	.410	18	53	.340	46	67	.687	31	58	89	3.4	42	0	45	52	6	29	242	9.3
1996-97	27	27	956	35.4	125	358	.349	30	102	.294	124	152	.816	24	90	114	4.2	48	1	86	122	1	54	404	15.0
1997-98	28	28	1072	38.3	107	284	.377	33	105	.314	105	145	.724	17	66	83	3.0	66	2	139	135	3	63	352	12.6
1998-99	27	26	969	35.9	75	233	.322	33	105	.314	82	110	.745	20	63	83	3.1	66	2	116	98	2	65	265	9.8
Career	108	100	3711	34.4	396	1092	.363	114	365	.312	357	474	.753	92	277	369	3.4	222	5	386	407	12	211	1263	11.7



Lisa Diaz • Guard • Columbia, S.C. • 1,249 Career Points

	GP	GS	Min	Avg	FG	FGA	Pct	3FG	FGA	Pct	FT	FTA	Pct	Off	Def	Tot	Avg	PF	FO	A	TO	Blk	Stl	Pts	Avg
1986-87	29	6	658	22.7	100	209	.478				10	14	.714			44	1.5	32	0	66	57	1	36	210	7.2
1987-88	34	15	799	23.5	114	236	.483	3	10	.300	37	53	.698	31	60	91	2.7	74	0	120	104	5	35	268	7.9
1988-89	30	29	911	30.4	161	297	.542	1	3	.333	51	69	.739	32	43	75	2.5	57	0	174	85	7	52	374	12.5
1989-90	33	33	1100	33.3	176	374	.471	0	1	.000	45	55	.818	31	57	88	2.7	63	1	138	88	1	52	397	12.0
Career	126	83	3468	27.5	551	1116	.494	4	14	.286	143	191	.749	94	160	298	2.4	226	1	498	334	14	175	1249	9.9



Alaina Coates • Center • Irmo, S.C. • 1,241 Career Points

	GP	GS	Min	Avg	FG	FGA	Pct	3FG	FGA	Pct	FT	FTA	Pct	Off	Def	Tot	Avg	PF	FO	A	TO	Blk	Stl	Pts	Avg
2013-14	34	1	668	19.6	148	242	.612	0	0	—	121	185	.654	82	203	285	8.4	83	1	11	57	73	17	417	12.3
2014-15	36	5	760	21.1	141	251	.562	0	0	—	117	168	.696	99	186	285	7.9	62	0	28	50	53	19	399	11.1
2015-16	35	33	937	26.8	168	261	.644	0	0	—	89	159	.560	107	253	360	10.3	87	0	33	53	45	43	425	12.1
Career	105	39	2365	22.5	457	754	.606	0	0	—	327	512	.639	288	642	930	8.9	232	1	72	160	171	79	1241	11.8



Mindy Ballou • Guard • Morehead City, N.C. • 1,199 Career Points

	GP	GS	Min	Avg	FG	FGA	Pct	3FG	FGA	Pct	FT	FTA	Pct	Off	Def	Tot	Avg	PF	FO	A	TO	Blk	Stl	Pts	Avg
1982-83	28	5	77	15.4	54	130	.415				26	38	.684			50	1.8	35	0	40	64	3	12	134	4.8
1983-84	30	30	1053	35.1	137	261	.525				55	75	.733			77	2.6	71	2	219	132	3	42	329	11.0
1984-85	27	26	950	35.2	114	244	.467				51	70	.729			76	2.8	83	5	162	94	2	51	279	10.3
1985-86	30	30	1116	37.2	189	423	.447				79	97	.814			96	3.2	62	3	174	114	2	65	457	15.2
Career	115	91	3196	27.8	494	1058	.467				211	280	.754			299	2.6	251	10	595	404	10	170	1199	10.4



Marsi McAlister • Guard • Columbia, S.C. • 1,160 Career Points

	GP	GS	Min	Avg	FG	FGA	Pct	3FG	FGA	Pct	FT	FTA	Pct	Off	Def	Tot	Avg	PF	FO	A	TO	Blk	Stl	Pts	Avg
1981-82	30	3	483	16.1	56	126	.444				35	53	.660			73	2.4	35	0	60	76	3	29	147	4.9
1982-83	28	28	980	35.0	175	372	.470				63	89	.708			188	6.7	78	1	117	119	6	47	413	14.8
1983-84	29	29	940	32.4	152	345	.441				57	76	.750			158	5.4	92	3	128	109	5	49	361	12.4
1984-85	28	28	798	28.5	103	266	.387				33	47	.702			143	5.1	84	4	95	128	6	59	239	8.5
Career	115	88	3201	27.8	486	1109	.438				188	265	.709			562	4.9	289	8	400	432	20	184	1160	10.1



Ieasia Walker • Guard • Amityville, N.Y. • 1,157 Career Points

	GP	GS	Min	Avg	FG	FGA	Pct	3FG	FGA	Pct	FT	FTA	Pct	Off	Def	Tot	Avg	PF	FO	A	TO	Blk	Stl	Pts	Avg
2009-10	29	6	589	20.3	57	174	.328	17	47	.362	26	40	.650	31	44	75	2.6	55	0	35	58	8	26	157	5.4
2010-11	33	31	991	30.0	137	389	.352	38	132	.288	91	146	.623	37	90	127	3.8	81	2	56	82	10	79	403	12.2
2011-12	35	33	1040	29.7	98	310	.316	20	85	.235	59	89	.663	35	116	151	4.3	72	1	113	90	19	63	275	7.9
2012-13	33	33	1086	32.9	114	335	.340	43	141	.305	51	90	.567	33	96	129	3.9	56	0	108	89	15	90	322	9.8
Career	130	103	3706	28.5	406	1208	.336	118	405	.291	227	365	.622	136	346	482	3.7	264	3	312	319	52	258	1157	8.9

1,000-POINT SCORERS



Lauren Simms • Guard • Columbia, S.C. • 1,104 Career Points

	GP	GS	Min	Avg	FG	FGA	Pct	3FG	FGA	Pct	FT	FTA	Pct	Off	Def	Tot	Avg	PF	FO	A	TO	Blk	Stl	Pts	Avg
2003-04	28	27	668	23.9	101	247	.409	20	60	.333	39	75	.520	37	30	67	2.4	74	3	31	45	4	42	261	9.3
2004-05	26	26	730	28.1	122	293	.416	18	78	.231	44	66	.667	47	52	99	3.8	59	1	43	63	3	32	306	11.8
2005-06	29	20	655	22.6	93	227	.410	13	40	.325	14	20	.700	30	52	82	2.8	54	1	58	76	5	34	213	7.3
2006-07	33	28	882	26.7	130	326	.399	15	64	.234	49	65	.754	36	91	127	3.8	58	0	94	79	4	51	324	9.8
Career	116	101	2935	25.3	446	1093	.408	66	242	.273	146	226	.646	150	225	375	3.2	245	5	226	263	16	159	1104	9.5



Lisa Williams • Guard • Carmel, Ind. • 1,099 Career Points

	GP	GS	Min	Avg	FG	FGA	Pct	3FG	FGA	Pct	FT	FTA	Pct	Off	Def	Tot	Avg	PF	FO	A	TO	Blk	Stl	Pts	Avg
1995-96	28	9	621	22.2	82	234	.350	24	75	.320	32	50	.640	38	56	94	3.4	55	0	54	65	10	38	220	7.9
1996-97	27	25	724	26.8	83	231	.359	16	64	.250	79	99	.798	41	66	107	4.0	67	0	57	115	7	48	261	9.7
1997-98	28	28	880	31.4	127	350	.363	26	109	.239	66	92	.717	58	78	136	4.9	105	7	103	99	9	64	346	12.4
1998-99	27	26	774	28.7	95	264	.360	33	111	.297	49	73	.671	51	50	101	3.7	84	6	99	83	3	63	272	10.1
Career	110	88	2999	27.3	387	1079	.359	99	359	.276	226	314	.720	188	250	438	4.0	311	13	313	362	29	213	1099	10.0



Jean Walling • Center • Barnwell, S.C. • 1,063 Career Points

	GP	GS	Min	Avg	FG	FGA	Pct	3FG	FGA	Pct	FT	FTA	Pct	Off	Def	Tot	Avg	PF	FO	A	TO	Blk	Stl	Pts	Avg
1977-78	34	24			162	330	.491				39	64	.609			302	8.9	63	0	55	99	31	46	363	10.7
1978-79	37				191	388	.492				84	123	.683			269	7.3							466	12.6
1979-80	36				98	217	.452				38	49	.776			183	5.1	73	1	53	35	12	28	234	6.5
Career	107				451	935	.482				161	236	.682			754	7.0	136	1	108	134	43	74	1063	9.9



Monica Williams • Forward • Heath Springs, S.C. • 1,057 Career Points

	GP	GS	Min	Avg	FG	FGA	Pct	3FG	FGA	Pct	FT	FTA	Pct	Off	Def	Tot	Avg	PF	FO	A	TO	Blk	Stl	Pts	Avg
1983-84	30	1	468	15.6	59	133	.444				21	36	.583			89	2.9	55	1	28	43	9	34	139	4.6
1984-85	28	14	714	25.5	123	251	.490				23	40	.575			106	3.8	85	3	43	55	12	42	269	9.6
1985-86	6	6	184	30.7	27	53	.509				7	10	.700			39	6.5	19	1	16	19	1	10	61	10.2
1986-87	30	30	963	32.1	129	326	.396				55	72	.764			173	5.8	89	4	116	90	13	65	313	10.4
1987-88	32	30	899	28.1	113	268	.422	0	8	.000	49	65	.754	64	106	170	5.3	82	1	94	78	16	62	275	8.6
Career	126	81	3228	25.6	451	1031	.437	0	8	.000	155	223	.695	64	106	577	4.6	330	10	297	285	51	213	1057	8.4



Rita Johnson • Guard • St. Matthews, S.C. • 1,056 Career Points

	GP	GS	Min	Avg	FG	FGA	Pct	3FG	FGA	Pct	FT	FTA	Pct	Off	Def	Tot	Avg	PF	FO	A	TO	Blk	Stl	Pts	Avg
1977-78	33	7			75	201	.373				20	37	.541			43	1.3	84	4	38	79	2	54	170	5.2
1978-79	31				106	212	.500				56	83	.674			45	1.5							268	8.6
1979-80	36				113	250	.452				46	76	.605			50	1.4	96	2	119	79	2	89	272	7.6
1980-81	30	23	670	22.3	134	265	.506				78	97	.804			58	1.9	64	1	75	73	1	88	346	11.6
Career	130				428	928	.461				200	293	.683			196	1.5	244	7	232	231	5	231	1056	8.1



A'ja Wilson • Forward • Hopkins, S.C. • 1,016 Career Points

	GP	GS	Min	Avg	FG	FGA	Pct	3FG	FGA	Pct	FT	FTA	Pct	Off	Def	Tot	Avg	PF	FO	A	TO	Blk	Stl	Pts	Avg
2014-15	37	1	734	19.8	177	329	.538	1	3	.333	131	198	.662	78	165	243	6.6	72	1	37	62	65	32	486	13.1
2015-16	33	32	895	27.1	205	386	.531	0	0	—	120	166	.723	88	199	287	8.7	78	1	47	74	103	27	530	16.1
Career	70	33	1629	23.3	382	715	.534	1	3	.333	251	364	.690	166	364	530	7.6	150	2	84	136	168	59	1016	14.5



Cristina Ciocan • Guard • Budapest, Hungary • 1,013 Career Points

	GP	GS	Min	Avg	FG	FGA	Pct	3FG	FGA	Pct	FT	FTA	Pct	Off	Def	Tot	Avg	PF	FO	A	TO	Blk	Stl	Pts	Avg
2000-01	28	18	556	19.9	31	83	.373	2	15	.133	9	16	.563	12	47	59	2.1	56	2	81	78	7	39	73	2.6
2001-02	30	29	852	28.4	80	192	.417	17	40	.425	25	46	.543	16	51	67	2.2	77	1	185	102	5	68	202	6.7
2002-03	31	31	1038	33.5	161	375	.429	42	129	.326	57	74	.770	34	100	134	4.3	88	5	207	138	6	74	421	13.6
2003-04	27	26	893	33.1	127	316	.402	36	110	.327	27	40	.675	40	98	138	5.1	69	0	142	133	7	46	317	11.7
Career	116	104	3339	28.8	399	966	.413	97	294	.330	118	176	.670	102	296	398	3.4	290	8	615	451	25	227	1013	8.7



Christi Timmons • Forward • Pigeon Forge, Tenn. • 1,002 Career Points

	GP	GS	Min	Avg	FG	FGA	Pct	3FG	FGA	Pct	FT	FTA	Pct	Off	Def	Tot	Avg	PF	FO	A	TO	Blk	Stl	Pts	Avg
1991-92	28	28	932	33.3	107	299	.358	84	241	.349	28	37	.757	10	71	81	2.9	50	1	102	104	11	60	326	11.6
1992-93	26	15	532	20.5	46	146	.315	30	111	.270	12	14	.857	10	28	38	1.5	35	1	39	38	7	41	134	5.2
1993-94	26	2	724	27.8	100	288	.347	79	244	.324	19	27	.704	29	75	104	4.0	64	2	60	45	9	42	298	11.5
1994-95	27	27	874	32.4	90	281	.320	46	198	.232	18	38	.474	33	83	116	4.3	65	4	84	56	9	61	244	9.0
Career	107	72	3062	28.6	343	1014	.338	239	794	.301	77	116	.664	82	257	339	3.2	214	8	285	243	36	204	1002	9.4

SOUTH CAROLINA ASSOCIATION OF LETTERMEN HALL OF FAME

Sheila Foster (1979-82)

Class of 1993

A 6-foot-1 center-forward, Sheila Foster rewrote the South Carolina women's record book during her tremendous career at USC and many of her records still stand today. The school's all-time leading scorer with 2,266 points, Foster established herself as one of the dominant power forwards in collegiate basketball. The Spartanburg, S.C., native started every game (134 games) during her four years. In addition, Foster holds the distinction of being the Gamecocks' all-time leading rebounder with 1,427 rebounds. During her four years, Foster averaged 16.9 points and 10.6 rebounds per game. As a senior, she averaged her career-high of 20.2 points and 10.9 boards per game.



In 1982, Sheila Foster became the first Gamecock woman to have her jersey number retired and in 1993, she was the first female athlete to be inducted into the then 41-member University of South Carolina Athletic Hall of Fame. On April 26, 2001, Foster was inducted into the South Carolina Hall of Fame.

Foster currently resides in Moore, S. C., near Spartanburg, with her daughter, India and son, Stacey Jr. Foster works as the living support specialist at the Charles Lea Center and regularly brings a youth group to the Gamecock home basketball games.

Katrina Anderson (1978-79)

Class of 2003

Katrina Anderson played only two years at South Carolina, but went down in history as the Gamecocks' first women's basketball All-American when she received the honor in 1978-79. Anderson averaged 22.2 points per game in 1977-78 and came back to average 18.9 points per game in 1978-79. She remains the school record holder for points scored in a single season, as she scored 754 in 1977-78. She also holds the single-season school record for free throws attempted, rebounds, rebounding average and steals. Her career average of 20.5 points per game ranks as the second-highest mark in school history.

Anderson scored as many as 41 points in a single game and collected as many as 22 rebounds in a single game. To this day, her single-season marks for minutes played (1,267), points scored (754), scoring average (22.2), field goals made (306), field goals attempted (544), field goal percentage (.563), free throws made (142), free throws attempted (242) rebounds (436), rebounding average (12.8) and steals (126) still rank among the top 10 in school history.



Martha Parker (1986-89)

Class of 1995

A 5-foot-9 forward/guard from Columbia's Hammond Academy, Martha Parker took home countless awards and posted impressive statistics during her four seasons as a Gamecock. Parker averaged 13.9 points and 5.9 rebounds a game and ranks seventh on the all-time South Carolina scoring list with 1,728 career points. Parker earned All-America honors from the American Women's Sports Federation in 1986-87 and was a Women's Basketball News Service All-America honoree in 1987-88 and 1988-89. Parker is second on South Carolina's all-time steals list with 284. Parker started all but two games during her South Carolina career (122 starts in 124 games).



In addition to her accomplishments on the court, Parker garnered numerous awards for her academic success as well. Parker was a member of the GTE Academic All-America Team in her senior year and was honored with the Baden Post-Graduate Scholarship in 1989.

During the 1999-2000 season, the SEC honored Dr. Martha Parker-Hester as USC's Female Entrepreneur of the Year at the 2000 SEC Tournament.

She and husband, Dr. Martin Hester, have a daughter, Corrie, and a son, Seth. A graduate of the USC Medical School, Parker is now in private family practice in Columbia with her husband.


Shannon Johnson (1993-96)

Class of 2004

A 5-foot-7 guard from Hartsville, S.C., Shannon Johnson is South Carolina's second-leading scorer of all time with 2,230 career points, and is the only Gamecock ever to average more than 20 points per game for three consecutive seasons, as she averaged 23.5 points per game in her sophomore year of 1993-94, 23.9 points per game as a junior in 1994-95 and a school-record 24.7 points per game as a senior in 1995-96. Her career average of 20.4 points per game is also a school record by a wide margin. A three-time all-SEC performer, Johnson earned All-America recognition from the Associated Press in 1995-96 and was a finalist for the Wade Trophy.

Johnson was the starting point guard for Team USA at the 2004 Olympics in Athens, Greece, leading the squad to an undefeated run to the gold medal.

A WNBA All-Star in 1999, 2000, 2002 and 2003, Johnson was an All-WNBA selection in 1999 and 2000 and was one of 30 players nominated for a spot on the WNBA's All-Decade Team in 2006. She has scored as many as 35 points in a WNBA game and has dished out 12 assists on three different occasions in WNBA games.



By Award

Hall of Fame Inductees

- 1993** Sheila Foster, South Carolina Association of Lettermen Hall of Fame (Player)
1995 Martha Parker, South Carolina Association of Lettermen Hall of Fame (Player)
2001 Sheila Foster, South Carolina Athletic Hall of Fame (Player)
2003 Katrina Anderson, South Carolina Association of Lettermen Hall of Fame (Player)
2004 Martha Parker, South Carolina Association of Lettermen Hall of Fame (Player)
2011 Dawn Staley, Philadelphia Sports Hall of Fame (Individual)
2012 Dawn Staley, Women's Basketball Hall of Fame (Player); Nikki McCray-Penson, Women's Basketball Hall of Fame (Player)
2013 Dawn Staley, Naismith Memorial Basketball Hall of Fame (Player)
2014 Lisa Boyer, Ithaca College Athletics Hall of Fame (Individual); Nikki McCray-Penson, Greater Knoxville Sports Hall of Fame (Player)
2015 Nikki McCray-Penson, National High School Hall of Fame (Player)
2016 Martha Parker, South Carolina Athletic Hall of Fame (Player)

National Coach of the Year

- 2012** Dawn Staley, Black Coaches and Administrators (Female)
2014 Dawn Staley, Basketball Times
 Dawn Staley, Naismith Finalist
2015 Dawn Staley, Naismith Finalist
2016 Dawn Staley, Naismith Finalist

National Player of the Year

- 1981** Sheila Foster, Wade Trophy finalist
1982 Sheila Foster, Wade Trophy finalist
1996 Shannon Johnson, Naismith Award finalist, Wade Trophy finalist
2003 Jocelyn Penn, Naismith Award finalist, Wade Trophy finalist
2014 Tiffany Mitchell, Wade Trophy finalist
2015 Tiffany Mitchell, Naismith Award finalist, Wade Trophy finalist, Wooden Award finalist
2016 Alaina Coates, Wade Trophy finalist; Tiffany Mitchell, Naismith Award finalist, Wade Trophy finalist; A'ja Wilson, Naismith Award finalist, Wade Trophy finalist, Wooden Award finalist

National Player of the Year – Positional

- 2014** Tiffany Mitchell, Dawn Staley Award finalist
2015 Tiffany Mitchell, Dawn Staley Award
2016 Tiffany Mitchell, Dawn Staley Award finalist

Lowe's Senior CLASS All-America

- 2003** Jocelyn Penn (1st team)
2016 Tiffany Mitchell (1st team)

All-America

- 1979** Katrina Anderson, American Women's Sports Federation
1981 Sheila Foster, American Women's Sports Federation
1982 Sheila Foster, Women's Basketball News Service (2nd team), American Women's Sports Federation
1984 Brantley Southers, Women's Basketball News Service (1st team); Mindy Ballou, Women's Basketball News Service (4th team)
1985 Mindy Ballou, Women's Basketball News Service (3rd team); Renee Najarian, Women's Basketball News Service (4th team); Brantley Southers, Women's Basketball News Service (4th team),

South Carolina's All-Americans



Katrina Anderson
(1979)



Mindy Ballou
(1984, 1985, 1986)



Schonna Banner
(1989)



Alaina Coates
(2015, 2016)



Sheila Foster
(1981, 1982)



Shaun Gortman
(2002)



Beth Hunt
(1990)



Shannon Johnson
(1996)



Tiffany Mitchell
(2014, 2015, 2016)



Renee Najarian
(1985)



Martha Parker
(1987, 1988, 1989)



Jocelyn Penn
(2003)



Brantley Southers
(1984, 1985, 1986)



Marsha Williams
(1992, 1993)



Aleighsa Welch
(2014, 2015)



A'ja Wilson
(2015, 2016)

- 1986** American Women's Sports Federation
 Mindy Ballou, Women's Basketball News Service (3rd team), American Women's Sports Federation; Brantley Southers, Women's Basketball News Service (2nd team), American Women's Sports Federation
1987 Martha Parker, American Women's Sports Federation
1988 Martha Parker, Women's Basketball News Service (2nd team)
1989 Schonna Banner, Women's Basketball News Service (hon. mention); Martha Parker, Women's Basketball News Service (1st team)
1990 Beth Hunt, Kodak (honorable mention), American Women's Sports Federation
1992 Marsha Williams, Women's Basketball News Service (2nd team), Basketball Times (honorable mention)
1993 Marsha Williams, Women's Basketball News Service (2nd team)
1996 Shannon Johnson, College Sports (2nd team), Women's Basketball News Service (2nd team), AP (3rd team), Kodak (honorable mention), WBCA College All-Star Team (finalist)
2002 Shaunzinski Gortman, Kodak (honorable mention), WBCA College All-Star Team
2003 Jocelyn Penn, U.S. Basketball Writers Association (1st team), AP (2nd team), Womenscollegehoops.com (honorable mention), WBCA College All-Star Team
2014 Tiffany Mitchell, WBCA, Associated Press (3rd team), Full Court Press (3rd team); Aleighsa Welch, Associated Press (honorable mention)

ALL-TIME AWARDS

- 2015** Tiffany Mitchell, Associated Press (1st team), ESPN (1st team), USBWA (1st team), Full Court Press (1st team), WBCA, Wooden Award, ; A'ja Wilson, Associated Press (3rd team), WBCA (honorable mention); Aleighsa Welch, Associated Press (honorable mention), WBCA (honorable mention); Alaina Coates, Full Court Press (honorable mention)
- 2016** Alaina Coates, WBCA (honorable mention), Associated Press (honorable mention); Tiffany Mitchell, USBWA, Wooden Award, Associated Press (2nd team), ESPN (3rd team), WBCA (honorable mention); A'ja Wilson, Associated Press (1st team), ESPN (1st team), WBCA, USBWA, Wooden Award

Freshman All-America

- 1982** Brantley Southers, Women's Basketball News Service (2nd team), American Women's Sports Federation
- 1983** Sharon Gilmore, Women's Basketball News Service, American Women's Sports Federation
- 1984** Renee Najarian, Women's Basketball News Service
- 1986** Martha Parker, Women's Basketball News Service (3rd team), American Women's Sports Federation
- 1987** Schonna Banner, Women's Basketball News Service
- 1988** Karen Middleton, Women's Basketball News Service (honorable mention)
- 1992** Christi Timmons, Women's Basketball News Service (3rd team)
- 2010** Kelsey Bone, Full Court Press (1st team)
- 2014** Alaina Coates, Full Court Press (1st team)
- 2015** A'ja Wilson, Full Court Press (1st team)

Region Coach of the Year

- 2014** Dawn Staley, WBCA (Region 3)
- 2015** Dawn Staley, WBCA (Region 3)
- 2016** Dawn Staley, WBCA (Region 2)

All-District/Region

- 1985** Brantley Southers, Kodak
- 1986** Brantley Southers, Kodak
- 1989** Beth Hunt, Kodak
- 1990** Beth Hunt, Kodak
- 2014** Tiffany Mitchell, WBCA; Aleighsa Welch, WBCA
- 2015** Tiffany Mitchell, WBCA; Aleighsa Welch, WBCA; A'ja Wilson, WBCA
- 2016** Alaina Coates, WBCA; Tiffany Mitchell, WBCA; A'ja Wilson, WBCA

SEC Coach of the Year (1992-present)

- 2002** Susan Walvius, Coaches, AP
- 2014** Dawn Staley, Coaches, AP
- 2015** Dawn Staley, Coaches
- 2016** Dawn Staley, Coaches, AP

SEC Player of the Year (1992-present)

- 2014** Tiffany Mitchell, Coaches
- 2015** Tiffany Mitchell, Coaches, Associated Press
- 2016** A'ja Wilson, Coaches, Associated Press

SEC Defensive Player of the Year (1992-present)

- 2013** Ieasia Walker, Coaches
- 2016** A'ja Wilson, Coaches



Shannon Johnson (1993-96) was the first Gamecock to earn First-Team All-SEC honors three times in her career. Two decades later, Tiffany Mitchell (2013-16) joined her in that status.

SEC 6th Player of the Year (1992-present)

- 2014** Alaina Coates, Coaches (co-)

SEC Freshman/Newcomer of the Year (1992-present)

- 2010** Kelsey Bone, AP
- 2014** Alaina Coates, Coaches, AP
- 2015** A'ja Wilson, Coaches, AP

SEC Scholar-Athlete of the Year (1992-present)

- 2015** Aleighsa Welch

All-Southeastern Conference (1992-present)

- 1992** Marsha Williams, Coaches (1st team)
- 1993** Marsha Williams, Coaches (2nd team)
- 1994** Shannon Johnson, Coaches (1st team)
- 1995** Shannon Johnson, Coaches (1st team)
- 1996** Shannon Johnson, Coaches (1st team)
- 1997** Nikki Miars, Coaches (2nd team)
- 1998** Annie Lester, Coaches (2nd team), AP (2nd team)
- 1999** Annie Lester, Coaches (2nd team)
- 2001** Teresa Geter, Coaches (2nd team); Shaunzinski Gortman, Coaches (2nd team)
- 2002** Shaunzinski Gortman, Coaches (1st team), AP (1st team); Jocelyn Penn, Coaches (1st team), AP (2nd team)
- 2003** Jocelyn Penn, Coaches (1st team), AP (1st team); Cristina Ciocan, AP (3rd team); Petra Ujhelyi, AP (3rd team)
- 2006** Melanie Johnson, Coaches (2nd team)
- 2008** Demetress Adams, Coaches (2nd team), AP (2nd team)
- 2010** Kelsey Bone, Coaches (2nd team), AP (2nd team); Valerie Nainima, Coaches (2nd team)
- 2011** Ieasia Walker, Coaches (2nd team), AP (honorable mention)
- 2012** Markeshia Grant, Coaches (2nd team), AP (honorable mention); La'Keisha Sutton, Coaches (2nd team), AP (honorable mention); Ieasia Walker, Coaches (2nd team)
- 2013** Ieasia Walker, Coaches (1st team), AP (2nd team); Aleighsa Welch,

- Coaches (2nd team), AP (honorable mention); Ashley Bruner, Coaches (2nd team)
- 2014** Alaina Coates, Coaches (2nd team), AP (honorable mention); Tiffany Mitchell, Coaches (1st team), AP (1st team); Aleighsa Welch, Coaches (1st team), AP (2nd team)
- 2015** Tiffany Mitchell, Coaches (1st team), AP (1st team); A'ja Wilson, Coaches (1st team), AP (1st team); Aleighsa Welch, Coaches (1st team), AP (2nd); Alaina Coates, Coaches (2nd team), AP (2nd team)
- 2016** Alaina Coates, Coaches (1st team), AP (1st team); Tiffany Mitchell, Coaches (1st team), AP (1st team); A'ja Wilson, Coaches (1st team), AP (1st team)

SEC All-Defensive Team (1992-present)

- 2008** Demetress Adams
2012 La'Keisha Sutton
2013 Ieasia Walker
2014 Elem Ibiam, Tiffany Mitchell
2015 Alaina Coates
2016 A'ja Wilson

SEC All-Freshman Team (1992-present)

- 1997** Annie Lester
2004 Lauren Simms
2006 Demetress Adams
2009 La'Keisha Sutton
2010 Kelsey Bone
2012 Aleighsa Welch
2013 Tiffany Mitchell
2014 Alaina Coates
2015 A'ja Wilson

SEC Tournament MVP (1992-present)

- 2015** Aleighsa Welch
2016 Tiffany Mitchell

SEC All-Tournament Team (1992-present)

- 2015** Alaina Coates, Aleighsa Welch
2016 Tiffany Mitchell, A'ja Wilson

SEC Community Service Team (1999-present)

- 1999** Lisa Williams
2000 Casie Key
2001 Shannon Segres
2002 Shannon Segres
2003 Kelly Morrone
2004 Lauren Simms
2005 Lauren Simms
2006 Shannel Harris
2007 Brionna Dickerson
2008 Brionna Dickerson
2009 Demetress Adams
2010 Jewel May
2011 Jewel May
2012 Courtney Newton
2013 Ieasia Walker
2014 Elem Ibiam
2015 Elem Ibiam
2016 Khadijah Sessions

Metro Conference Player of the Year (1984-91)

- 1986** Brantley Southers
1988 Martha Parker
1989 Martha Parker
1990 Beth Hunt

Metro Conference Newcomer of the Year (1984-91)

- 1986** Martha Parker
1987 Schonna Banner

Metro Conference Coach of the Year (1984-91)

- 1985** Nancy Wilson
1991 Nancy Wilson

All-Metro Conference (1984-91)

- 1984** Brantley Southers
1985 Brantley Southers
1986 Mindy Ballou; Sharon Gilmore; Brantley Southers
1987 Martha Parker
1988 Schonna Banner; Martha Parker
1989 Schonna Banner; Martha Parker
1990 Schonna Banner; Beth Hunt; Karen Middleton
1991 Karen Middleton; Marsha Williams

Metro Conference All-Freshman Team (1984-91)

- 1990** Marsha Williams

Metro Conference Tournament MVP (1984-91)

- 1986** Brantley Southers
1988 Martha Parker
1989 Beth Hunt

Metro Conference All-Tournament Team (1984-91)

- 1984** Brantley Southers
1985 Brantley Southers
1986 Mindy Ballou; Brantley Southers
1987 Schonna Banner; Martha Parker
1989 Schonna Banner; Beth Hunt
1990 Schonna Banner; Beth Hunt; Karen Middleton
1991 Karen Middleton

NCAA Tournament Regional MVP

- 2015** Alaina Coates (Greensboro)

NCAA Tournament Regional All-Tournament Team

- 2002** Shaunzinski Gortman (East); Jocelyn Penn (East)
2014 Alaina Coates (Stanford)
2015 Alaina Coates (Greensboro); Tiffany Mitchell (Greensboro)
2016 Alaina Coates (Sioux Falls)

NWIT All-American Team

- 1979** Katrina Anderson; Cheryl Autry

ALL-TIME AWARDS

Sportswoman of the Year

2009 Valerie Nainima, Fiji Sports Council

Order of the Palmetto

2014 Dawn Staley

State of South Carolina Female Amateur Athlete of the Year

1986 Brantley Southers
 1989 Martha Parker
 1991 Marsha Williams
 1995 Shannon Johnson
 2002 Jocelyn Penn

State of South Carolina Female Pro Athlete of the Year

1999 Shannon Johnson

S.C. Assoc. of Sportswriters & Broadcasters Player of the Year

1985 Brantley Southers
 1986 Brantley Southers
 1989 Martha Parker

SEC Sportsmanship Award (1992-present)

2015 Aleighsa Welch (Female)

CoSIDA Academic All-America

1989 Martha Parker (3rd team)
 2016 Tiffany Mitchell (2nd team)

CoSIDA Academic All-District

1988 Martha Parker
 1989 Karen Middleton; Martha Parker
 1990 Karen Middleton
 1994 Nicki Bass
 2009 Brionna Dickerson
 2014 Aleighsa Welch
 2015 Tiffany Mitchell
 2016 Tiffany Mitchell

Postgraduate Scholarship Awards

1992 Treka McMillian, NCAA Women's Enhancement Program
 1994 Nicki Bass, Southeastern Conference H. Boyd McWhorter Postgraduate Scholarship (finalist)
 2009 Brionna Dickerson, Southeastern Conference Brad Davis Community Service Postgraduate Scholarship
 2011 Jewel May, NCAA Ethnic Minority and Women's Enhancement for Careers in Athletics
 2012 Courtney Newton, Southeastern Conference Brad Davis Community Service Postgraduate Scholarship (finalist)

SEC Academic Honor Roll (1992-present)

1992 Nicki Bass; Treka McMillian; Wendy Moss
 1993 Nicki Bass; Wendy Moss
 1994 Nicki Bass; Wendy Moss
 1997 Cindy Kelly; Audrey Ramsey; Lisa Williams
 1998 Shanta Jeffcoat; Lisa Williams



Aleighsa Welch (2012-15) became the third Gamecock female student-athlete to earn the SEC Sportsmanship Award in the honor's first eight years of existence. She was the first women's basketball player to be recognized by the league. Welch was a three-time All-SEC selection and the 2015 SEC Scholar-Athlete of the Year.

1999 Shanta Jeffcoat; Casie Key; Lisa Williams
 2000 Crishna Hill; Shanta Jeffcoat; Casie Key; Shannon Segres
 2001 Crishna Hill; Kelly Morrone; Shannon Segres
 2002 Crishna Hill; Linda Höglund; Kelly Morrone; Shannon Segres; Petra Ujhelyi
 2003 Sarah Burgess (Freshman); Linda Höglund; Kelly Morrone; Petra Ujhelyi
 2004 Lea Fabbri (Freshman); Olga Gritsaeva; Shannel Harris (Freshman); Larissa Kulcsar (Freshman); Kelly Morrone; Lauren Simms (Freshman); Iva Sliskovic (Freshman)
 2005 Ilona Burgrova, (Freshman); Lea Fabbri; Olga Gritsaeva; Shannel Harris; Larissa Kulcsar; Lauren Simms; Iva Sliskovic; Lakesha Tolliver
 2006 Ilona Burgrova; Lea Fabbri; Brionna Dickerson (Freshman); Olga Gritsaeva; Shannel Harris; Larissa Kulcsar; Lauren Simms; Iva Sliskovic; Lakesha Tolliver
 2007 Demetress Adams; Stacy Booker; Ilona Burgrova; Brionna Dickerson; Lea Fabbri; Shannel Harris; Larissa Kulcsar; Lauren Simms; Iva Sliskovic; Lakesha Tolliver
 2008 Demetress Adams; Ilona Burgrova; Brionna Dickerson; Jordan Jones (Freshman); Jewel May (Freshman); Courtney Newton (Freshman); Lakesha Tolliver
 2009 Demetress Adams; Brionna Dickerson; Jewel May; Courtney Newton
 2010 Kelsey Bone (Freshman); Jewel May; Valerie Nainima; Courtney Newton
 2011 Jewel May; Valerie Nainima; Marah Strickland; Ebony Wilson
 2012 Shelbretta Ball (First-Year); Pamela Decheva (First-Year); Markeshia Grant; Tina Roy (First-Year); Imani Sellers; La'Keisha Sutton; Aleighsa Welch (First-Year); Ebony Wilson
 2013 Shelbretta Ball; Asia Dozier (First-Year); Tiffany Mitchell (First-Year); Wilka Montout; Tina Roy; Khadijah Sessions (First-Year); Ieasia Walker; Aleighsa Welch
 2014 Asia Dozier; India Farmer (First-Year); Tiffany Mitchell; Wilka Montout; Khadijah Sessions; Aleighsa Welch
 2015 Asia Dozier; India Farmer; Tiffany Mitchell; Khadijah Sessions; Aleighsa Welch; A'ja Wilson (First-Year)
 2016 Kaela Davis (First-Year); Asia Dozier; India Farmer; Allisha Gray (First-Year); Tiffany Mitchell; Tina Roy; Khadijah Sessions; A'ja Wilson

Olympic Participation

2004	Shannon Johnson, Olympic Team (gold medal)
2008	Dawn Staley, Olympic Team Asst. Coach (gold medal)
2012	Ilna Burgrova, Czech Republic Olympic Team; Iva Sliskovic, Croatia Olympic Team
2016	Dawn Staley, Olympic Team Asst. Coach (gold medal)

Other USA Basketball Participation

1981	Sheila Foster, World University Games
1982	Brantley Southers, National Sports Festival Games
1983	Sharon Gilmore, National Sports Festival Games
1985	Nancy Wilson, National Sports Festival Games Head Coach
1989	Beth Hunt, World University Games
1990	Beth Hunt, National Team; Nancy Wilson, Select Team Asst. Coach
1991	Nancy Wilson, World University Games Asst. Coach
1992	Nancy Wilson, USA World Junior Olympic Team Head Coach
1993	Shannon Johnson, Olympic Festival (gold medal)
1995	Shannon Johnson, Robert Williams Jones Cup Team (bronze medal)
1996	Shannon Johnson, Robert Williams Jones Cup Team (gold medal)
1997	Shannon Johnson, World University Games
2009	Kelsey Bone, FIBA U19 World Championships (gold medal)
2010	Dawn Staley, Select Team Co-Head Coach
2014	Tiffany Mitchell, FIBA 3x3 World Championships (gold medal); A'ja Wilson, FIBA U18 Americas Championships (gold medal, MVP); Dawn Staley, FIBA U18 Americas Championships head coach (gold medal), FIBA World Championships assistant coach (gold medal)

2015	Alaina Coates, Pan American Games (silver medal); Tiffany Mitchell, Pan American Games (silver medal); A'ja Wilson, FIBA U19 World Championships (gold medal, MVP); Dawn Staley, FIBA U19 World Championships head coach (gold medal)
2016	Tyasha Harris, FIBA U18 Americas Championships (gold medal); Alexis Jennings, FIBA 3x3 World Championship (bronze medal)

WNBA Draftees

2002	Shaunzinski Gortman, Charlotte (1st round, 9th pick); Teresa Geter, Washington (3rd round, 36th pick)
2003	Jocelyn Penn, Charlotte (1st round, 9th pick); Petra Ujhelyi, Phoenix (2nd round, 16th pick)
2015	Aleighsa Welch (2nd round, 22nd pick)
2016	Tiffany Mitchell (1st round, 9th pick)

WNBA Careers

Shaunzinski Gortman	Minnesota (2002-03), Washington (2004)
Shannon Johnson	Orlando/Connecticut (1999-2003), San Antonio (2004-06), Detroit (2007), Houston (2008), Seattle (2009)
Jocelyn Penn	Washington (2003), San Antonio (2004)
Tiffany Mitchell	Indiana (2016-present)
Petra Ujhelyi	Detroit (2003)

SEC Entrepreneur Award (1992-present)

2000	Dr. Martha Parker
-------------	-------------------

South Carolina's Retired Jerseys



Sheila Foster #53

Years Played: 1979-82
Career Points: 2,266 (16.9 ppg)
Career Rebounds: 1,427 (10.6 rpg)
Career Field Goal Percentage: .540 (924-1,712)

Noting Foster

- Program's all-time leading scorer and rebounder
- University of South Carolina Hall of Fame inductee (1993)
- Led the team to the 1979 NWIT Championship
- Led the Gamecocks to a 30-6 record in 1980, the only 30-win season in school history
- Wade Trophy Finalist and All-American in 1980-81 and 1981-82



Shannon Johnson #14

Years Played: 1993-96
Career Points: 2,230 (20.5 ppg)
Career Rebounds: 597 (5.5 rpg)
Career Assists: 467 (4.3 apg)

Noting Johnson

- Only player in school history to average 20+ points in three separate seasons
- University of South Carolina Hall of Fame inductee (2004)
- 1996 All-American and Wade Trophy finalist
- Led South Carolina to winning seasons in three of her four seasons



Martha Parker #13

Years Played: 1986-89
Career Points: 1,728 (13.9 ppg)
Career Rebounds: 728 (5.9 rpg)
Career Assists: 543 (4.4 apg)

Noting Parker

- Second in program history in career steals and seventh in scoring
- University of South Carolina Hall of Fame inductee (1995)
- All-American in 1986-87, 1987-88 and 1988-89
- GTE Academic All-American in 1988-89
- Led team to three Metro Conference championships

ALL-TIME AWARDS

By Player

Demetress Adams

- 2006 SEC All-Freshman Team
2007 SEC Academic Honor Roll
2008 All-SEC, Coaches (2nd team), AP (2nd Team); SEC All-Defensive Team (Coaches); SEC Academic Honor Roll
2009 SEC Academic Honor Roll; SEC Community Service Team

Katrina Anderson

- 1979 All-America, American Women's Sports Foundation; NWIT All-American Team
2003 South Carolina Association of Lettermen Hall of Fame (Player)

Cheryl Autry

- 1979 NWIT All-American Team

Shelbretta Ball

- 2012 SEC Academic Honor Roll (First-Year)
2013 SEC Academic Honor Roll

Mindy Ballou

- 1984 All-America, Women's Basketball News Service (4th team)
1985 All-America, Women's Basketball News Service (3rd team)
1986 All-America, Women's Basketball News Service (3rd team), American Women's Sports Federation; All-Metro Conference; Metro Conference All-Tournament Team

Schonna Banner

- 1987 Freshman All-America, Women's Basketball News Service (1st team); Metro Conference Newcomer of the Year; Metro Conference All-Tournament Team
1988 All-Metro Conference
1989 All-America, Women's Basketball News Service (honorable mention); All-Metro Conference; Metro Conference All-Tournament Team
1990 All-Metro Conference; Metro Conference All-Tournament Team

Nicki Bass

- 1992 SEC Academic Honor Roll
1993 SEC Academic Honor Roll
1994 CoSIDA Academic All-District; SEC H. Boyd McWhorter Postgraduate Scholarship (finalist); SEC Academic Honor Roll

Kelsey Bone

- 2009 FIBA U19 World Championships (gold medal), USA Basketball
2010 Freshman All-America, Full Court Press (1st team); SEC Newcomer of the Year, AP; All-SEC, Coaches (2nd team), AP (2nd team); SEC All-Freshman Team; SEC Freshman Academic Honor Roll

Stacy Booker

- 2007 SEC Academic Honor Roll

Lisa Boyer (Assistant Coach 2008-present)

- 2014 Ithaca College Athletics Hall of Fame (Individual)

Sarah Burgess

- 2003 SEC Academic Honor Roll (Freshman)
2004 SEC Academic Honor Roll

Iлона Burgrova

- 2005 SEC Academic Honor Roll (Freshman)
2006 SEC Academic Honor Roll
2007 SEC Academic Honor Roll
2008 SEC Academic Honor Roll
2012 Olympic Team, Czech Republic



Iлона Burgrova (2005-08) is one of three Gamecocks to play for her country at the Olympics.

Cristina Ciocan

- 2003 All-SEC, AP (3rd team)

Alaina Coates

- 2014 SEC Co-6th Player of the Year, Coaches; SEC Freshman of the Year, Coaches; SEC Newcomer of the Year, AP; All-SEC, Coaches (2nd team), AP (honorable mention); Freshman All-America, Full Court (1st team); SEC All-Freshman Team; NCAA Tournament Regional All-Tournament Team (Stanford)
2015 All-America, Full Court Press (honorable mention); All-SEC, Coaches (2nd team), AP (2nd team); SEC All-Defensive Team; SEC All-Tournament Team; NCAA Regional MVP (Greensboro); NCAA Regional All-Tournament Team (Greensboro); Pan American Games (silver medal), USA Basketball
2016 Wade Trophy (finalist); All-America, AP (honorable mention), WBCA (honorable mention); All-Region, WBCA; All-SEC, Coaches (1st team), AP (1st team); NCAA Regional All-Tournament Team (Sioux Falls)

Kaela Davis

- 2016 SEC Academic Honor Roll (First-Year)

Pamela Decheva

- 2012 SEC Academic Honor Roll (First-Year)

Brionna Dickerson

2006 SEC Freshman Academic Honor Roll (Freshman)
2007 SEC Academic Honor Roll; SEC Community Service Team
2008 SEC Academic Honor Roll; SEC Community Service Team
2009 CoSIDA Academic All-District; SEC Postgraduate Scholarship; SEC Academic Honor Roll

Asia Dozier

2013 SEC Academic Honor Roll (First-Year)
2014 SEC Academic Honor Roll
2015 SEC Academic Honor Roll
2016 SEC Academic Honor Roll

Lea Fabbri

2004 SEC Freshman Academic Honor Roll
2005 SEC Academic Honor Roll
2006 SEC Academic Honor Roll
2007 SEC Academic Honor Roll

India Farmer

2014 SEC Academic Honor Roll (First-Year)
2015 SEC Academic Honor Roll
2016 SEC Academic Honor Roll

Sheila Foster

1981 Wade Trophy (finalist); All-America, American Women's Sports Federation; World University Games Team, USA Basketball
1982 Wade Trophy (finalist); All-America, Women's Basketball News Service (2nd team), American Women's Sports Federation
1993 South Carolina Association of Lettermen Hall of Fame (Player)
2001 South Carolina Athletic Hall of Fame (Player)

Teresa Geter

2001 All-SEC, Coaches (2nd team)
2002 WNBA Draft, Washington (3rd round, 36th pick)

Sharon Gilmore

1983 Freshman All-America, Women's Basketball News Service (1st team), American Women's Sports Federation; National Sports Festival Games Team, USA Basketball
1986 All-Metro Conference

Shaunzinski Gortman

2001 All-SEC, Coaches (2nd team)
2002 All-America, Kodak (honorable mention); All-SEC, Coaches (1st team), AP (1st team); WBCA College All-Star Team; NCAA Tournament Regional All-Tournament Team (East); WNBA Draft, Charlotte (1st round, 9th pick)
WNBA Minnesota (2002-03), Washington (2004)

Markeshia Grant

2012 All-SEC, Coaches (2nd team), Associate Press (honorable mention); SEC Academic Honor Roll

Alisha Gray

2016 SEC Academic Honor Roll (First-Year)

Olga Gritsaeva

2004 SEC Academic Honor Roll
2005 SEC Academic Honor Roll
2006 SEC Academic Honor Roll

Shannel Harris

2004 SEC Freshman Academic Honor Roll (Freshman)
2005 SEC Academic Honor Roll
2006 SEC Academic Honor Roll; SEC Community Service Team
2007 SEC Academic Honor Roll

Tyasha Harris

2016 FIBA U18 Americas Championships (gold medal), USA Basketball

Crishna Hill

2000 SEC Academic Honor Roll
2001 SEC Academic Honor Roll
2002 SEC Academic Honor Roll

Linda Höglund

2002 SEC Academic Honor Roll
2003 SEC Academic Honor Roll



Shaunzinski Gortman (1999-200) was the Gamecocks' first WNBA Draft selection, chosen by Charlotte with the ninth pick in the first round in 2002. She played three seasons with Minnesota (2002-03) and Washington (2004).

ALL-TIME AWARDS

Beth Hunt

- 1989** All-Metro Conference; All-District III, Kodak; Metro Conference Tournament MVP; Metro Conference All-Tournament Team; World University Games Team, USA Basketball
- 1990** All-America, Kodak (honorable mention), American Women's Sports Federation; All-District III, Kodak; Metro Conference Player of the Year; All-Metro Conference; Metro Conference All-Tournament Team; National Team, USA Basketball

Elem Ibiam

- 2014** SEC All-Defensive Team; SEC Community Service Team
- 2015** SEC Community Service Team

Shanta Jeffcoat

- 1998** SEC Academic Honor Roll
- 1999** SEC Academic Honor Roll
- 2000** SEC Academic Honor Roll

Alexis Jennings

- 2016** FIBA 3x3 World Championships (bronze medal), USA Basketball

Melanie Johnson

- 2006** All-SEC, Coaches (2nd team)

Shannon Johnson

- 1993** Olympic Festival Team (gold medal), USA Basketball
- 1994** All-SEC (1st team)
- 1995** All-SEC (1st team); State of South Carolina Female Amateur Athlete of the Year; Robert Williams Jones Cup Team (bronze medal), USA Basketball
- 1996** Naismith Award (finalist); Wade Trophy (finalist); All-America, Women's Basketball News Service (2nd team), College Sports (2nd team), AP (3rd team), Kodak (honorable mention); WBCA College All-Star Team (finalist); All-SEC (1st team); Robert Williams Jones Cup Team (gold medal), USA Basketball
- 1997** USA Basketball, World University Games
- 1999** State of South Carolina Female Pro Athlete of the Year
- 2004** Olympic Team (gold medal), USA Basketball; South Carolina Association of Lettermen Hall of Fame (Player)
- WNBA** Orlando/Connecticut (1999-2003), San Antonio (2004-06), Detroit (2007), Houston (2008), Seattle (2009)

Jordan Jones

- 2008** SEC Academic Honor Roll (Freshman)

Cindy Kelly

- 1997** SEC Academic Honor Roll

Casie Key

- 1999** SEC Academic Honor Roll
- 2000** SEC Academic Honor Roll; SEC Community Service Team

Larissa Kulcsar

- 2004** SEC Academic Honor Roll (Freshman)
- 2005** SEC Academic Honor Roll
- 2006** SEC Academic Honor Roll
- 2007** SEC Academic Honor Roll

Annie Lester

- 1997** SEC All-Freshman Team
- 1998** All-SEC, Coaches (2nd team), AP (2nd team)
- 1999** All-SEC, Coaches (2nd team)

Jewel May


- 2008** SEC Academic Honor Roll (Freshman)
- 2009** SEC Academic Honor Roll
- 2010** SEC Academic Honor Roll; SEC Community Service Team
- 2011** NCAA Ethnic Minority and Women's Enhancement Postgraduate Scholarship for Careers in Athletics; SEC Community Service Team; SEC Academic Honor Roll

Nikki McCray-Penson (Assistant Coach 2008-present)

- 2012** Women's Basketball Hall of Fame (Player)
- 2014** Greater Knoxville Sports Hall of Fame (Player)
- 2015** National High School Hall of Fame (Player)

Treka McMillian

- 1992** SEC Academic Honor Roll; NCAA Women's Enhancement Program Post-Graduate Scholarship



Shannon Johnson (1993-96) enjoyed an 11-year career in the WNBA career (1999-2009), the longest of any Gamecock.

Nikki Miars

1997 All-SEC, Coaches (2nd team)

Karen Middleton

1988 Freshman All-America, Women's Basketball News Service (honorable mention)

1989 CoSIDA Academic All-District

1990 All-Metro Conference; Metro Conference All-Tournament Team; CoSIDA Academic All-District

1991 All-Metro Conference; Metro Conference All-Tournament Team

Tiffany Mitchell

2013 SEC All-Freshman Team; SEC Academic Honor Roll (First-Year)

2014 Wade Trophy (finalist); Dawn Staley Award (finalist); All-America, WBCA, AP (3rd team), Full Court (3rd team); All-Region (WBCA); SEC Player of the Year (Coaches); All-SEC, AP (1st team), Coaches (1st team); FIBA 3x3 World Championships (gold medal, USA Basketball); SEC All-Defensive Team; SEC Academic Honor Roll

2015 Naismith Award (finalist); Wade Trophy (finalist); Wooden Award (finalist); Dawn Staley Award; All-America, AP (1st team), ESPN (1st Team), USBWA (1st Team), Full Court Press (1st team), WBCA; All-Region (WBCA); SEC Player of the Year (Coaches, AP); All-SEC, AP (1st team), Coaches (1st team); NCAA Regional All-Tournament Team (Greensboro); Pan American Games (silver medal), USA Basketball; CoSIDA Academic All-District; SEC Academic Honor Roll

2016 Naismith Award (finalist); Wade Trophy (finalist); Dawn Staley Award (finalist); All-America, USBWA, Wooden Award, AP (2nd team), ESPN (3rd team), WBCA (honorable mention); All-Region, WBCA; All-SEC, Coaches (1st team), AP (1st team); SEC Tournament MVP; Senior CLASS Award All-America (1st team); CoSIDA Academic All-America (2nd team); CoSIDA Academic All-District; SEC Academic Honor Roll; WNBA Draft, Indiana Fever (1st round, 9th pick)

WNBA Indiana Fever (2016-present); WNBA All-Rookie Team (2016)

Wilka Montout

2013 SEC Academic Honor Roll

2014 SEC Academic Honor Roll

Kelly Morrone

2001 SEC Academic Honor Roll (Freshman)

2002 SEC Academic Honor Roll

2003 SEC Academic Honor Roll; SEC Community Service Team

2004 SEC Academic Honor Roll

Wendy Moss

1992 SEC Academic Honor Roll

1993 SEC Academic Honor Roll

1994 SEC Academic Honor Roll

Valerie Nainima

2009 Fiji Sports Council Sportswoman of the Year

2010 All-SEC, Coaches (2nd team); SEC Academic Honor Roll

2011 SEC Academic Honor Roll



A finalist for at least one national player of the year award each of her last three seasons at South Carolina, Tiffany Mitchell (2013-16) was the ninth pick in the 2016 WNBA Draft and went on to earn WNBA All-Rookie honors in her inaugural season.

Renee Najarian

1984 Freshman All-America, Women's Basketball News Service (1st team)

1985 All-America, Women's Basketball News Service (4th team)

Courtney Newton

2008 SEC Freshman Academic Honor Roll

2009 SEC Academic Honor Roll

2010 SEC Academic Honor Roll

2012 SEC Brad Davis Community Service Postgraduate Scholarship (finalist); SEC Community Service Team

Martha Parker

1986 Freshman All-America, Women's Basketball News Service (3rd team), American Women's Sports Federation; Metro Conference Newcomer of the Year

1987 All-America, American Women's Sports Federation; All-Metro Conference; Metro Conference All-Tournament Team

1988 All-America, Women's Basketball News Service (2nd team); Metro Conference Player of the Year; All-Metro Conference; Metro Conference Tournament MVP; CoSIDA Academic All-District

1989 All-America, Women's Basketball News Service (1st team); Player of the Year, Metro Conference, South Carolina Association of Sportswriters & Broadcasters; State of South Carolina Female Amateur Athlete of the Year; CoSIDA Academic All-America (3rd team); CoSIDA Academic All-District

1995 South Carolina Association of Lettermen Hall of Fame (Player)

2000 SEC Entrepreneur Award

2016 South Carolina Athletic Hall of Fame (Player)

ALL-TIME AWARDS

Jocelyn Penn

- 2002** All-SEC, Coaches (1st team), AP (2nd team); NCAA Tournament All-Region Team (East); State of South Carolina Female Amateur Athlete of the Year
- 2003** Naismith Award (finalist); Wade Trophy (finalist); All-America, USBWA (1st team), AP (2nd team); Womenscollegehoops.com (honorable mention); WBCA College All-Star Team; All-SEC, Coaches (1st team), AP (1st team); Lowe's Senior CLASS Award; WNBA Draft, Charlotte (1st round, 9th pick)
- WNBA** Washington (2003), San Antonio (2004)



Jocelyn Penn matched the highest draft pick for a Gamecock when she was taken with the ninth pick in the first round of the 2003 WNBA Draft by Charlotte. She went on to play two seasons in the league.

Audrey Ramsey

- 1997** SEC Academic Honor Roll

Tina Roy

- 2012** SEC Academic Honor Roll (First-Year)
- 2013** SEC Academic Honor Roll
- 2016** SEC Academic Honor Roll

Shannon Segres

- 2000** SEC Academic Honor Roll
- 2001** SEC Academic Honor Roll; SEC Community Service Team
- 2002** SEC Academic Honor Roll; SEC Community Service Team

Imani Sellers

- 2012** SEC Academic Honor Roll

Khadijah Sessions

- 2013** SEC Academic Honor Roll (First-Year)
- 2014** SEC Academic Honor Roll
- 2015** SEC Academic Honor Roll
- 2015** SEC Academic Honor Roll; SEC Community Service Team

Lauren Simms

- 2004** SEC All-Freshman Team; SEC Academic Honor Roll (Freshman); SEC Community Service Team
- 2005** SEC Academic Honor Roll; SEC Community Service Team
- 2006** SEC Academic Honor Roll
- 2007** SEC Academic Honor Roll

Iva Sliskovic

- 2004** SEC Academic Honor Roll (Freshman)
- 2005** SEC Academic Honor Roll
- 2006** SEC Academic Honor Roll
- 2007** SEC Academic Honor Roll
- 2012** Olympic Team, Croatia



Iva Sliskovic (2004-07) played in the 2012 Olympics in London for her home country of Croatia.

Brantley Southers

- 1982** Freshman All-America, Women's Basketball News Service (2nd team), American Women's Sports Federation; National Sports Festival Games Team, USA Basketball
- 1984** All-America, Women's Basketball News Service (1st team); All-Metro Conference; Metro Conference All-Tournament Team
- 1985** All-America, Women's Basketball News Service (4th team), American Women's Sports Federation; All-District III, Kodak; All-Metro Conference; Player of the Year, S.C. Association of Sportswriters and Broadcasters; Metro Conference All-Tournament Team
- 1986** All-America, Women's Basketball News Service (2nd team), American Women's Sports Federation; All-District III, Kodak; Player of the Year, Metro Conference, South Carolina Association of Sportswriters & Broadcasters; All-Metro Conference; Metro Conference Tournament MVP; Metro Conference All-Tournament Team; State of South Carolina Female Amateur Athlete of the Year

ALL-TIME LETTERWINNER STATS

Dawn Staley (Head Coach 2008-present)

- 2008** National Team Assistant Coach, USA Basketball; Olympic Team Assistant Coach (gold medal), USA Basketball
- 2010** USA Basketball, Select Team Co-Head Coach
- 2011** Philadelphia Sports Hall of Fame (Individual)
- 2012** Women's Basketball Hall of Fame (Player); Female Coach of the Year, Black Coaches and Administrators
- 2013** Naismith Memorial Basketball Hall of Fame (Player)
- 2014** National Coach of the Year, Basketball Times, Naismith (finalist); Region 3 Coach of the Year, WBCA; SEC Coach of the Year, AP, Coaches; FIBA U18 Americas Championships Head Coach (gold medal), USA Basketball; FIBA World Championships Assistant Coach (gold medal), USA Basketball
- 2015** National Coach of the Year, Basketball Times, Naismith (finalist); Region 3 Coach of the Year, WBCA; SEC Coach of the Year, Coaches; FIBA U19 World Championships Head Coach (gold medal), USA Basketball; National Team Assistant Coach, USA Basketball; USA Basketball Co-National Coach of the Year
- 2016** Naismith National Coach of the Year (finalist); Region 2 Coach of the Year, WBCA; SEC Coach of the Year, Coaches, AP; National Team Assistant Coach, USA Basketball; Olympic Team Assistant Coach (gold medal), USA Basketball

Marah Strickland

- 2011** SEC Academic Honor Roll

La'Keisha Sutton

- 2009** SEC All-Freshman Team
- 2012** All-SEC, Coaches (2nd team), Associated Press (honorable mention); SEC All-Defensive Team; SEC Academic Honor Roll

Christi Timmons

- 1992** Freshman All-America, Women's Basketball News Service (3rd team)

Lakesha Tolliver

- 2005** SEC Freshman Academic Honor Roll
- 2006** SEC Academic Honor Roll
- 2007** SEC Academic Honor Roll
- 2008** SEC Academic Honor Roll

Petra Ujhelyi

- 2002** SEC Academic Honor Roll
- 2003** All-SEC, AP (3rd team); SEC Academic Honor Roll; WNBA Draft, Phoenix (2nd round, 36th pick)
- WNBA** Detroit (2003)

Ieasia Walker

- 2011** All-SEC, Coaches (2nd team), AP (honorable mention)
- 2012** All-SEC, Coaches (2nd team)
- 2013** SEC Defensive Player of the Year (Coaches); All-SEC, Coaches (1st team), AP (2nd team); SEC All-Defensive Team; SEC Community Service Team; SEC Academic Honor Roll

Susan Walvius (Head Coach 1998-2008)



Aleighsa Welch became the first Gamecock of the Dawn Staley era to be selected in the WNBA Draft.

- 2002** SEC Coach of the Year, Coaches, AP

Aleighsa Welch

- 2012** SEC All-Freshman Team; SEC Academic Honor Roll (First-Year)
- 2013** All-SEC, Coaches (2nd team), AP (honorable mention); SEC All-Freshman Team; SEC Academic Honor Roll
- 2014** All-America, AP (honorable mention); CoSIDA Academic All-District; All-Region, WBCA; All-SEC, Coaches (1st team), AP (2nd team); SEC Academic Honor Roll
- 2015** All-America, AP (honorable mention), WBCA (honorable mention); All-Region, WBCA; SEC Scholar-Athlete of the Year; All-SEC, Coaches (1st team), AP (2nd team); SEC Tournament MVP; SEC All-Tournament Team; SEC Sportsmanship Award (Female); SEC Academic Honor Roll; WNBA Draft, Chicago (2nd round, 22nd pick)

Lisa Williams

- 1997** SEC Academic Honor Roll



Petra Ujhelyi was the second Gamecock taken in the 2003 WNBA Draft, going in the second round with the 16th pick overall to Phoenix.

ALL-TIME AWARDS

- 1998** SEC Academic Honor Roll
1999 SEC Academic Honor Roll; SEC Community Service Team

Marsha Williams

- 1990** Metro Conference All-Freshman Team
1991 All-Metro Conference; State of South Carolina Female Amateur Athlete of the Year
1992 All-America, Women's Basketball News Service (2nd team), Basketball Times (honorable mention); All-SEC, Coaches (1st team)
1993 All-America, Women's Basketball News Service (2nd team); All-SEC, Coaches (2nd team)

A'ja Wilson

- 2014** FIBA U18 Americas Championships (gold medal, MVP), USA Basketball
2015 All-America, AP (3rd team), WBCA (honorable mention); Freshman All-America, Full Court Press (1st team); All-Region, WBCA; SEC Freshman of the Year, Coaches, AP; All-SEC, Coaches (1st team), AP (1st team); SEC All-Freshman Team; FIBA U19 World Championships (gold medal, MVP), USA Basketball; SEC Academic Honor Roll (First-Year)
2016 Naismith Award (finalist); Wade Trophy (finalist); Wooden Award (finalist); All-America, AP (1st team), ESPN (1st team), USBWA, WBCA, Wooden Award; All-Region, WBCA; SEC Player of the Year, Coaches, AP; SEC Defensive Player of the Year, Coaches; All-SEC, Coaches (1st team), AP (1st team); SEC All-Defensive Team, Coaches; SEC All-Tournament Team; SEC Academic Honor Roll

Ebony Wilson

- 2011** SEC Academic Honor Roll
2012 SEC Academic Honor Roll

Nancy Wilson (Head Coach 1985-97)

- 1985** Coach of the Year, Metro Conference; National Sports Festival Games Head Coach, USA Basketball
1990 Select Team Assistant Coach, USA Basketball
1991 Coach of the Year, Metro Conference; World University Games Assistant Coach, USA Basketball
1992 USA World Junior Olympic Team Head Coach, USA Basketball

ALL-TIME LETTERWINNER STATS

Adams, Demetress

Season	GP	GS	Min	Avg	FG	FGA	Pct	3FG	FGA	Pct	FT	FTA	Pct	Off	Def	Tot	Avg	PF	FO	A	TO	Blk	Stl	Pts	Avg
2005-06	29	12	569	19.6	94	158	.595	0	3	.000	56	83	.675	63	83	146	5.0	63	0	19	63	34	34	244	8.4
2006-07	33	23	656	19.9	79	157	.503	0	0	.000	34	78	.436	71	103	174	5.3	91	4	35	59	30	52	192	5.8
2007-08	32	32	923	28.8	139	263	.529	0	1	.000	71	124	.573	94	192	286	8.9	102	7	68	105	55	65	349	10.9
2008-09	18	18	504	28.0	77	149	.517	1	3	.333	37	50	.740	46	84	130	7.2	46	1	9	58	21	22	192	10.7
Career	112	85	2652	23.7	389	727	.535	1	7	.143	198	335	.591	274	462	736	6.6	302	12	131	285	140	173	977	8.7

Adams, Pam

Season	GP	GS	Min	Avg	FG	FGA	Pct	3FG	FGA	Pct	FT	FTA	Pct	Off	Def	Tot	Avg	PF	FO	A	TO	Blk	Stl	Pts	Avg
1977-78	18	3			12	45	.267				6	12	.500			25	1.4	32	2	22	47	1	27	30	1.7

Ajanovic, Ines

Season	GP	GS	Min	Avg	FG	FGA	Pct	3FG	FGA	Pct	FT	FTA	Pct	Off	Def	Tot	Avg	PF	FO	A	TO	Blk	Stl	Pts	Avg
1998-99	4	0	19	4.8	2	7	.286	0	0	—	4	4	1.000	1	1	2	0.5	2	0	0	4	1	0	8	2.0
1999-2000	28	6	357	12.8	34	96	.354	16	53	.302	10	21	.476	24	37	61	2.2	31	1	23	35	0	12	94	3.4
2000-01	26	1	275	10.6	35	75	.467	13	26	.500	16	29	.552	29	46	75	2.9	31	0	16	34	1	9	99	3.8
2001-02	28	4	262	9.4	40	97	.412	6	27	.222	14	25	.560	23	28	51	1.8	26	0	12	32	3	5	100	3.6
Career	86	11	913	10.6	111	275	.404	35	106	.330	44	79	.557	77	112	189	2.2	90	1	51	105	5	26	301	3.5

Allen, Philicia

Season	GP	GS	Min	Avg	FG	FGA	Pct	3FG	FGA	Pct	FT	FTA	Pct	Off	Def	Tot	Avg	PF	FO	A	TO	Blk	Stl	Pts	Avg
1980-81	29	6	369	12.7	75	157	.478				21	40	.525			116	4.0	60	4	2	51	32	24	171	5.9
1981-82	15	11	257	17.1	44	98	.449				12	24	.500			82	5.5	23	0	11	40	18	15	100	6.7
Career	44	17	626	14.2	119	255	.467				33	64	.516			198	4.5	83	4	13	91	50	39	271	6.2

Anaz, Nihan

Season	GP	GS	Min	Avg	FG	FGA	Pct	3FG	FGA	Pct	FT	FTA	Pct	Off	Def	Tot	Avg	PF	FO	A	TO	Blk	Stl	Pts	Avg
2000-01	28	13	733	26.2	96	228	.421	18	57	.316	46	68	.979	30	30	60	2.1	55	2	68	81	1	17	256	9.1

Anderson, Katrina

Season	GP	GS	Min	Avg	FG	FGA	Pct	3FG	FGA	Pct	FT	FTA	Pct	Off	Def	Tot	Avg	PF	FO	A	TO	Blk	Stl	Pts	Avg
1977-78	34	34			306	544	.563				142	242	.587			434	12.8	105	3	41	98	23	58	754	22.2
1978-79	37				283	540	.524				134	195	.687			371	10.0					29	126	700	18.9
Career	71	34			589	1084	.543				276	437	.632			805	11.3	105	3	41	98	52	184	1454	20.5

Attaway, Cindy

Season	GP	GS	Min	Avg	FG	FGA	Pct	3FG	FGA	Pct	FT	FTA	Pct	Off	Def	Tot	Avg	PF	FO	A	TO	Blk	Stl	Pts	Avg
1975-76	1				0	1	.000				0	0	.000			0	0.0							0	0.0

Autry, Cheryl

Season	GP	GS	Min	Avg	FG	FGA	Pct	3FG	FGA	Pct	FT	FTA	Pct	Off	Def	Tot	Avg	PF	FO	A	TO	Blk	Stl	Pts	Avg
1978-79	37				80	201	.398				23	51	.451			56	1.5			151				183	4.9
1979-80	34				99	232	.427				32	53	.604			45	1.3	73	2	84	61	5	54	230	6.8
Career	71				179	433	.413				55	104	.529			101	1.4	73	2	235	61	5	54	413	5.8

Ballou, Mindy

Season	GP	GS	Min	Avg	FG	FGA	Pct	3FG	FGA	Pct	FT	FTA	Pct	Off	Def	Tot	Avg	PF	FO	A	TO	Blk	Stl	Pts	Avg
1982-83	28	5	77	15.4	54	130	.415				26	38	.684			50	1.8	35	0	40	64	3	12	134	4.8
1983-84	30	30	1053	35.1	137	261	.525				55	75	.733			77	2.6	71	2	219	132	3	42	329	11.0
1984-85	27	26	950	35.2	114	244	.467				51	70	.729			76	2.8	83	5	162	94	2	51	279	10.3
1985-86	30	30	1116	37.2	189	423	.447				79	97	.814			96	3.2	62	3	174	114	2	65	457	15.2
Career	115	91	3196	27.8	494	1058	.467				211	280	.754			299	2.6	251	10	595	404	10	170	1199	10.4

Banner, Schonna

Season	GP	GS	Min	Avg	FG	FGA	Pct	3FG	FGA	Pct	FT	FTA	Pct	Off	Def	Tot	Avg	PF	FO	A	TO	Blk	Stl	Pts	Avg
1986-87	29	19	864	29.8	183	350	.523				68	94	.723			182	6.3	81	2	11	52	17	23	434	15.0
1987-88	33	31	996	30.2	219	415	.528	0	0	—	67	105	.638	79	161	240	7.3	94	3	19	39	32	36	505	15.3
1988-89	30	30	891	29.7	192	344	.558	0	0	—	51	80	.638	71	154	225	7.5	89	3	23	44	29	39	435	14.5
1989-90	33	33	1051	31.8	181	317	.571	0	0	—	55	82	.671	80	174	254	7.7	90	1	35	48	25	36	417	12.6
Career	125	113	3802	30.4	775	1426	.543	0	0	—	241	361	.668	230	489	901	7.2	354	9	88	183	103	134	1791	14.3

Bass, Nikki

Season	GP	GS	Min	Avg	FG	FGA	Pct	3FG	FGA	Pct	FT	FTA	Pct	Off	Def	Tot	Avg	PF	FO	A	TO	Blk	Stl	Pts	Avg
1990-91	28	0	401	14.3	44	115	.383	32	83	.386	13	20	.650	9	14	23	0.8	40	0	22	31	0	13	133	4.8
1991-92	28	26	857	30.6	52	164	.317	31	92	.337	81	196	.413	13	40	53	1.9	82	2	96	137	3	33	216	7.7
1992-93	27	12	477	17.7	38	140	.271	29	112	.259	22	32	.688	12	20	32	1.2	33	0	34	33	0	15	127	4.7
1993-94	27	26	634	23.5	70	210	.333	60	183	.328	35	40	.875	12	17	29	1.1	54	2	36	36	0	16	235	8.7
Career	110	64	2369	21.5	204	629	.324	152	470	.323	151	288	.524	46	91	137	1.2	209	4	188	237	3	77	711	6.5

ALL-TIME LETTERWINNER STATS

Belcher, Shannon

Season	GP	GS	Min	Avg	FG	FGA	Pct	3FG	FGA	Pct	FT	FTA	Pct	Off	Def	Tot	Avg	PF	FO	A	TO	Blk	Stl	Pts	Avg
1983-84	7	0	15	2.1	1	4	.250				0	1	.000			3	0.4	2	0	0	2	1	1	2	0.3

Bell, Darcell

Season	GP	GS	Min	Avg	FG	FGA	Pct	3FG	FGA	Pct	FT	FTA	Pct	Off	Def	Tot	Avg	PF	FO	A	TO	Blk	Stl	Pts	Avg
1977-78	17	0			11	35	.314				5	7	.714			14	0.8	10	0	5	22	0	7	27	1.6

Billingslea, Ashlie

Season	GP	GS	Min	Avg	FG	FGA	Pct	3FG	FGA	Pct	FT	FTA	Pct	Off	Def	Tot	Avg	PF	FO	A	TO	Blk	Stl	Pts	Avg
2007-08	14	0	166	11.9	8	45	.178	1	11	.091	8	13	.615	3	17	20	1.4	33	1	21	40	0	9	25	1.8

Bone, Kelsey

Season	GP	GS	Min	Avg	FG	FGA	Pct	3FG	FGA	Pct	FT	FTA	Pct	Off	Def	Tot	Avg	PF	FO	A	TO	Blk	Stl	Pts	Avg
2009-10	29	27	862	29.7	164	367	.447	1	4	.250	77	116	.664	82	186	268	9.2	77	1	28	90	19	25	406	14.0

Booker, Stacy

Season	GP	GS	Min	Avg	FG	FGA	Pct	3FG	FGA	Pct	FT	FTA	Pct	Off	Def	Tot	Avg	PF	FO	A	TO	Blk	Stl	Pts	Avg
2003-04	19	0	142	7.5	13	42	.310	6	26	.231	6	10	.600	4	7	11	0.6	15	1	3	6	2	8	38	2.0
2004-05	29	12	709	24.4	86	247	.348	35	116	.302	39	58	.672	43	65	108	3.7	46	0	50	57	0	26	246	8.5
2005-06	28	0	540	19.3	79	223	.354	38	122	.311	16	29	.552	18	51	69	2.5	33	0	49	45	2	23	212	7.6
2006-07	32	20	661	20.7	102	284	.359	40	154	.260	25	31	.806	29	61	90	2.8	48	1	60	59	3	30	269	8.4
Career	108	32	2052	19.0	280	796	.352	119	418	.285	86	128	.672	94	184	278	2.6	142	2	162	167	7	87	765	7.1

Brewer, Kayla

Season	GP	GS	Min	Avg	FG	FGA	Pct	3FG	FGA	Pct	FT	FTA	Pct	Off	Def	Tot	Avg	PF	FO	A	TO	Blk	Stl	Pts	Avg
2010-11	7	0	97	13.9	4	9	.444	0	0	—	1	6	.167	10	12	22	3.1	13	0	0	5	6	0	9	1.3

Bruner, Ashley

Season	GP	GS	Min	Avg	FG	FGA	Pct	3FG	FGA	Pct	FT	FTA	Pct	Off	Def	Tot	Avg	PF	FO	A	TO	Blk	Stl	Pts	Avg
2009-10	27	0	304	11.3	25	59	.424	0	1	.000	17	36	.472	38	38	76	2.8	32	1	5	27	9	12	67	2.5
2010-11	33	8	727	22.0	116	215	.540	0	0	—	44	88	.500	98	77	175	5.3	64	1	21	55	21	24	276	8.4
2011-12	35	3	772	22.1	100	225	.444	0	0	—	53	138	.384	96	87	183	5.2	69	0	39	54	25	47	253	7.2
2013-13	33	33	1000	30.3	145	330	.439	0	6	.000	50	163	.307	106	161	267	8.1	64	0	55	77	18	47	340	10.3
Career	128	44	2803	21.9	386	829	.466	0	7	.000	50	163	.307	106	161	267	5.5	229	2	120	213	73	130	936	7.3

Buck, Tina

Season	GP	GS	Min	Avg	FG	FGA	Pct	3FG	FGA	Pct	FT	FTA	Pct	Off	Def	Tot	Avg	PF	FO	A	TO	Blk	Stl	Pts	Avg
1981-82	7	0	52	7.4	5	14	.357				0	1	.000			4	0.7	1	0	4	6	0	0	10	1.4

Burgess, Sarah

Season	GP	GS	Min	Avg	FG	FGA	Pct	3FG	FGA	Pct	FT	FTA	Pct	Off	Def	Tot	Avg	PF	FO	A	TO	Blk	Stl	Pts	Avg
2002-03	28	0	511	18.3	60	147	.408	35	103	.340	32	47	.681	30	39	69	2.5	31	0	26	30	1	32	187	6.7
2003-04	26	4	581	22.3	63	192	.328	37	130	.285	27	42	.643	31	60	91	3.5	47	2	49	41	4	41	190	7.3
2004-05	2	0	46	23	4	17	.235	1	13	.077	3	5	.600	2	5	7	3.5	5	0	5	6	0	3	12	6.0
Career	56	4	1138	20.3	127	356	.3567	73	246	.297	62	94	.660	63	104	167	3.0	83	2	80	77	5	76	389	6.9

Burgrova, Ilona

Season	GP	GS	Min	Avg	FG	FGA	Pct	3FG	FGA	Pct	FT	FTA	Pct	Off	Def	Tot	Avg	PF	FO	A	TO	Blk	Stl	Pts	Avg
2004-05	29	19	648	22.3	65	163	.399	0	1	.000	44	67	.657	40	73	113	3.9	51	1	23	57	25	24	174	6.0
2005-06	29	27	552	19	59	119	.496	0	0	—	30	52	.577	48	77	125	4.3	57	1	27	49	34	14	148	5.1
2006-07	33	16	705	21.4	74	144	.514	0	0	—	36	71	.507	60	91	151	4.6	59	3	34	56	37	28	184	5.6
2007-08	32	30	957	29.9	118	214	.551	0	0	—	60	87	.690	64	135	199	6.2	98	9	57	84	37	27	296	9.3
Career	123	92	2862	23.3	316	640	.494	0	1	.000	170	277	.614	212	376	588	4.8	265	14	141	246	133	93	802	6.5

Burgun, Ruthann

Season	GP	GS	Min	Avg	FG	FGA	Pct	3FG	FGA	Pct	FT	FTA	Pct	Off	Def	Tot	Avg	PF	FO	A	TO	Blk	Stl	Pts	Avg
1977-78	11	0			5	19	.263				5	6	.833			17	1.5	11	0	12	13	0	3	15	1.4

Canty, Brit

Season	GP	GS	Min	Avg	FG	FGA	Pct	3FG	FGA	Pct	FT	FTA	Pct	Off	Def	Tot	Avg	PF	FO	A	TO	Blk	Stl	Pts	Avg
1991-92	28	5	409	14.6	19	69	.275	1	6	.167	6	15	.400	9	24	33	1.2	26	0	38	67	1	23	45	1.6
1992-93	19	0	140	7.4	7	29	.241	0	1	.000	4	10	.400	13	12	25	1.3	15	0	6	12	8	8	18	0.9
1993-94	25	1	307	12.3	30	78	.385	1	5	.200	13	23	.565	38	28	66	2.6	35	0	21	29	4	17	74	3.0
Career	72	6	856	11.9	56	176	.318	2	12	.167	23	48	.479	60	64	124	1.7	76	0	65	108	13	48	137	1.9

ALL-TIME LETTERWINNER STATS

Carr, Donna

Season	GP	GS	Min	Avg	FG	FGA	Pct	3FG	FGA	Pct	FT	FTA	Pct	Off	Def	Tot	Avg	PF	FO	A	TO	Blk	Stl	Pts	Avg
1995-96	18	1	215	11.9	21	40	.525	0	0	—	16	24	.667	25	33	58	3.2	32	0	9	12	5	13	58	3.2
1996-97	18	14	338	18.8	29	65	.446	0	1	.000	20	49	.408	45	67	112	6.2	43	4	16	24	9	15	78	4.3
1997-98	27	25	685	25.4	74	181	.409	0	0	—	31	75	.413	83	109	192	7.1	92	5	47	60	10	45	179	6.6
Career	63	40	1238	19.7	124	286	.434	0	1	.000	67	148	.453	153	209	362	5.7	167	9	72	96	24	73	315	5.0

Chibbaro, Maryann

Season	GP	GS	Min	Avg	FG	FGA	Pct	3FG	FGA	Pct	FT	FTA	Pct	Off	Def	Tot	Avg	PF	FO	A	TO	Blk	Stl	Pts	Avg
1979-80	14				3	5	.600				4	8	.500			4	0.3	2	0	6	6	0	2	10	0.7

Ciocan, Cristina

Season	GP	GS	Min	Avg	FG	FGA	Pct	3FG	FGA	Pct	FT	FTA	Pct	Off	Def	Tot	Avg	PF	FO	A	TO	Blk	Stl	Pts	Avg
2000-01	28	18	556	19.9	31	83	.373	2	15	.133	9	16	.563	12	47	59	2.1	56	2	81	78	7	39	73	2.6
2001-02	30	29	852	28.4	80	192	.417	17	40	.425	25	46	.543	16	51	67	2.2	77	1	185	102	5	68	202	6.7
2002-03	31	31	1038	33.5	161	375	.429	42	129	.326	57	74	.770	34	100	134	4.3	88	5	207	138	6	74	421	13.6
2003-04	27	26	893	33.1	127	316	.402	36	110	.327	27	40	.675	40	98	138	5.1	69	0	142	133	7	46	317	11.7
Career	116	104	3339	28.8	399	966	.413	97	294	.330	118	176	.670	102	296	398	3.4	290	8	615	451	25	227	1013	8.7

Clark, Dawn

Season	GP	GS	Min	Avg	FG	FGA	Pct	3FG	FGA	Pct	FT	FTA	Pct	Off	Def	Tot	Avg	PF	FO	A	TO	Blk	Stl	Pts	Avg
1977-78	24	13			38	92	.413				9	21	.429			41	1.7	35	1	44	60	0	23	85	3.5

Coates, Alaina

Season	GP	GS	Min	Avg	FG	FGA	Pct	3FG	FGA	Pct	FT	FTA	Pct	Off	Def	Tot	Avg	PF	FO	A	TO	Blk	Stl	Pts	Avg
2013-14	34	1	668	19.6	148	242	.612	0	0	—	121	185	.654	82	203	285	8.4	83	1	11	57	73	17	417	12.3
2014-15	36	5	760	21.1	141	251	.562	0	0	—	117	168	.696	99	186	285	7.9	62	0	28	50	53	19	399	11.1
2015-16	35	33	937	26.8	168	261	.644	0	0	—	89	159	.560	107	253	360	10.3	87	0	33	53	45	43	425	12.1
Career	105	39	2365	22.5	457	754	.606	0	0	—	327	512	.639	288	642	930	8.9	232	1	72	160	171	79	1241	11.8

Colley, Shay

Season	GP	GS	Min	Avg	FG	FGA	Pct	3FG	FGA	Pct	FT	FTA	Pct	Off	Def	Tot	Avg	PF	FO	A	TO	Blk	Stl	Pts	Avg
2015-16	11	0	142	12.9	11	31	.355	3	12	.250	5	8	.625	8	12	20	1.8	18	0	13	16	2	7	30	2.7

Conklin, Liz

Season	GP	GS	Min	Avg	FG	FGA	Pct	3FG	FGA	Pct	FT	FTA	Pct	Off	Def	Tot	Avg	PF	FO	A	TO	Blk	Stl	Pts	Avg
1976-77	21				0	5	.000				1	3	.333			4	0.4	1	0	0		1	7	1	0.1

Cook, Edith

Season	GP	GS	Min	Avg	FG	FGA	Pct	3FG	FGA	Pct	FT	FTA	Pct	Off	Def	Tot	Avg	PF	FO	A	TO	Blk	Stl	Pts	Avg
1976-77	26				64	202	.317				43	68	.632			60	2.3	45	2	21		0	62	171	6.6

Cook, Tasha

Season	GP	GS	Min	Avg	FG	FGA	Pct	3FG	FGA	Pct	FT	FTA	Pct	Off	Def	Tot	Avg	PF	FO	A	TO	Blk	Stl	Pts	Avg
2000-01	5	1	24	4.8	1	2	.500	0	0	—	0	0	—	0	0	0	0.0	1	0	3	1	0	0	2	0.4

Cuevas-Moore, Bianca

Season	GP	GS	Min	Avg	FG	FGA	Pct	3FG	FGA	Pct	FT	FTA	Pct	Off	Def	Tot	Avg	PF	FO	A	TO	Blk	Stl	Pts	Avg
2014-15	37	0	536	14.5	71	200	.370	16	72	.222	45	58	.776	13	35	48	1.3	44	1	64	60	5	42	209	5.6
2015-16	34	1	614	18.1	78	207	.377	20	76	.263	50	66	.758	10	50	60	1.8	43	0	63	64	2	47	226	6.6
Career	71	1	1150	16.2	152	407	.373	36	148	.243	95	124	.766	23	85	108	1.5	87	1	127	124	7	89	435	6.1

David, Sherry

Season	GP	GS	Min	Avg	FG	FGA	Pct	3FG	FGA	Pct	FT	FTA	Pct	Off	Def	Tot	Avg	PF	FO	A	TO	Blk	Stl	Pts	Avg
1987-88	14	0	88	6.3	9	25	.360	1	3	.333	10	14	.714	1	11	12	0.9	7	0	10	11	3	10	29	2.1
1988-89	30	28	625	20.8	29	67	.433	0	0	—	12	20	.600	4	35	39	1.3	73	2	93	85	1	26	70	2.3
1989-90	32	32	905	28.3	47	123	.382	1	2	.500	22	34	.647	7	40	47	1.5	87	1	161	109	2	59	117	3.7
1990-91	30	28	842	28.1	49	133	.368	2	4	.500	39	51	.765	12	50	62	2.1	74	1	160	107	9	55	139	4.6
Career	106	88	2460	23.2	134	348	.385	4	9	.444	83	119	.697	24	136	160	1.5	241	4	424	312	15	150	355	3.3

Davis, Tiffany

Season	GP	GS	Min	Avg	FG	FGA	Pct	3FG	FGA	Pct	FT	FTA	Pct	Off	Def	Tot	Avg	PF	FO	A	TO	Blk	Stl	Pts	Avg
2012-13	3	0	40	13.3	4	8	.500	1	4	.250	3	4	.750	1	3	4	1.3	2	0	4	2	0	5	12	4.0
2013-14	32	7	356	11.1	23	59	.390	12	30	.400	19	26	.731	5	27	32	1.0	29	0	29	40	1	4	77	2.4
2014-15	16	0	84	5.3	6	16	.375	5	13	.385	6	9	.667	5	13	18	1.1	5	0	7	9	0	0	23	1.4
Career	51	7	480	9.4	33	83	.398	18	47	.383	28	39	.718	11	43	54	1.1	36	0	40	51	1	9	112	2.2

ALL-TIME LETTERWINNER STATS

Dean, Melissa

Season	GP	GS	Min	Avg	FG	FGA	Pct	3FG	FGA	Pct	FT	FTA	Pct	Off	Def	Tot	Avg	PF	FO	A	TO	Blk	Stl	Pts	Avg
1974-75	8				2	10	.200				5	10	.500			12	1.5	4						9	1.1

Decheva, Pamela

Season	GP	GS	Min	Avg	FG	FGA	Pct	3FG	FGA	Pct	FT	FTA	Pct	Off	Def	Tot	Avg	PF	FO	A	TO	Blk	Stl	Pts	Avg
2011-12	15	0	51	3.4	2	10	.200	1	9	.111	0	0	—	0	3	3	0.2	6	0	2	1	0	0	5	0.6

Diaz, Lisa

Season	GP	GS	Min	Avg	FG	FGA	Pct	3FG	FGA	Pct	FT	FTA	Pct	Off	Def	Tot	Avg	PF	FO	A	TO	Blk	Stl	Pts	Avg
1986-87	29	6	658	22.7	100	209	.478				10	14	.714			44	1.5	32	0	66	57	1	36	210	7.2
1987-88	34	15	799	23.5	114	236	.483	3	10	.300	37	53	.698	31	60	91	2.7	74	0	120	104	5	35	268	7.9
1988-89	30	29	911	30.4	161	297	.542	1	3	.333	51	69	.739	32	43	75	2.5	57	0	174	85	7	52	374	12.5
1989-90	33	33	1100	33.3	176	374	.471	0	1	.000	45	55	.818	31	57	88	2.7	63	1	138	88	1	52	397	12
Career	126	83	3468	27.5	551	1116	.4934	4	14	.286	143	191	.749	94	160	298	2.4	226	1	498	334	14	175	1249	9.9

Dickerson, Brionna

Season	GP	GS	Min	Avg	FG	FGA	Pct	3FG	FGA	Pct	FT	FTA	Pct	Off	Def	Tot	Avg	PF	FO	A	TO	Blk	Stl	Pts	Avg
2005-06	21	0	187	8.9	16	52	.308	0	3	.000	6	11	.545	10	13	23	1.1	6	0	14	11	0	8	38	1.8
2006-07	31	2	557	18	82	203	.404	9	34	.265	16	25	.640	28	44	72	2.3	23	0	37	23	1	22	189	6.1
2007-08	28	26	804	28.7	111	309	.359	20	61	.328	49	60	.817	48	67	115	4.1	34	0	42	51	1	19	291	10.4
2008-09	19	19	632	33.3	93	236	.394	31	85	.365	37	58	.638	26	32	58	3.1	22	0	27	37	0	14	254	13.4
Career	99	47	2180	22.0	302	800	.378	60	183	.328	108	154	.701	112	156	268	2.7	85	0	120	122	2	63	772	7.8

Dixon, Medina

Season	GP	GS	Min	Avg	FG	FGA	Pct	3FG	FGA	Pct	FT	FTA	Pct	Off	Def	Tot	Avg	PF	FO	A	TO	Blk	Stl	Pts	Avg
1981-82	15	15	473	31.5	105	235	.447				33	54	.611			124	8.3	56	5	21	44	0	28	243	16.2

Dozier, Asia

Season	GP	GS	Min	Avg	FG	FGA	Pct	3FG	FGA	Pct	FT	FTA	Pct	Off	Def	Tot	Avg	PF	FO	A	TO	Blk	Stl	Pts	Avg
2012-13	31	0	398	12.8	28	134	.209	16	91	.176	11	24	.458	19	42	61	2.0	35	1	25	20	4	8	83	2.7
2013-14	34	32	911	26.8	72	211	.341	33	103	.320	28	44	.636	18	77	95	2.8	63	0	92	68	7	21	205	6.0
2014-15	37	30	615	16.6	55	133	.414	29	87	.333	10	13	.769	2	36	38	1.0	27	0	67	33	7	20	149	4.0
2015-16	29	20	529	18.2	28	97	.289	15	64	.234	15	20	.750	4	26	30	1.0	23	0	65	38	2	10	86	3.0
Career	131	82	2453	18.7	183	575	.318	93	345	.270	64	101	.634	43	181	224	1.7	148	1	249	159	20	59	523	4.0

DuBose, Charlene

Season	GP	GS	Min	Avg	FG	FGA	Pct	3FG	FGA	Pct	FT	FTA	Pct	Off	Def	Tot	Avg	PF	FO	A	TO	Blk	Stl	Pts	Avg
1974-75	28				224	469	.478				35	49	.714			117	4.2	75						483	17.3
1975-76	22				142	331	.429				39	50	.780			83	3.8							323	14.7
Career	50				366	800	.458				74	99	.747			200	4.0	75						806	16.1

Duckett, Kaydra

Season	GP	GS	Min	Avg	FG	FGA	Pct	3FG	FGA	Pct	FT	FTA	Pct	Off	Def	Tot	Avg	PF	FO	A	TO	Blk	Stl	Pts	Avg
2014-15	20	0	52	2.6	1	13	.077	0	1	.000	2	4	.500	4	7	11	0.6	4	0	3	1	2	4	4	0.2
2015-16	8	0	55	6.9	4	9	.444	1	3	.333	0	0	—	1	7	8	1.0	8	0	5	4	1	3	9	1.1
Career	28	0	107	3.8	5	22	.227	1	4	.250	2	4	.500	5	14	19	0.7	12	0	8	5	3	7	13	0.5

Dufficy, Pat

Season	GP	GS	Min	Avg	FG	FGA	Pct	3FG	FGA	Pct	FT	FTA	Pct	Off	Def	Tot	Avg	PF	FO	A	TO	Blk	Stl	Pts	Avg
1979-80	24				28	72	.389				16	25	.640			51	2.1	21	0	12	14	1	9	72	3.0
1980-81	30	0	375	12.5	48	111	.432				25	41	.610			81	2.7	34	0	20	20	7	15	122	4.0
1981-82	6	0	13	2.1	5	24	.208				14	23	.609			14	2.3	7	0	1	4	2	7	24	4.0
Career	60	0	388	6.5	81	207	.391				55	89	.618			146	2.4	62	0	33	38	10	31	218	3.6

Duncan, Dixie

Season	GP	GS	Min	Avg	FG	FGA	Pct	3FG	FGA	Pct	FT	FTA	Pct	Off	Def	Tot	Avg	PF	FO	A	TO	Blk	Stl	Pts	Avg
1976-77	22				9	22	.409				5	14	.357			25	1.1	20	0	10		0	8	23	1.0

Fabbri, Lea

Season	GP	GS	Min	Avg	FG	FGA	Pct	3FG	FGA	Pct	FT	FTA	Pct	Off	Def	Tot	Avg	PF	FO	A	TO	Blk	Stl	Pts	Avg
2003-04	24	0	216	9	14	42	.333	4	15	.267	20	30	.667	3	21	24	1.0	24	0	21	28	0	3	52	2.2
2004-05	24	18	605	25.2	41	119	.345	21	71	.296	17	23	.739	7	35	42	1.8	54	1	72	93	0	27	120	5.0
2005-06	29	24	571	19.7	48	129	.372	28	84	.333	34	42	.810	4	37	41	1.4	59	1	82	74	0	27	158	5.4
2006-07	28	11	409	14.6	22	100	.220	18	76	.237	11	13	.846	2	31	33	1.2	42	1	71	54	1	20	73	2.6
Career	105	53	1801	17.1	125	390	.321	71	246	.289	82	108	.759	16	124	140	1.3	179	3	246	249	1	77	403	3.8

ALL-TIME LETTERWINNER STATS

Falohun, Lauren

Season	GP	GS	Min	Avg	FG	FGA	Pct	3FG	FGA	Pct	FT	FTA	Pct	Off	Def	Tot	Avg	PF	FO	A	TO	Blk	Stl	Pts	Avg
2007-08	14	0	89	6.4	0	7	.000	0	0	—	1	2	.500	4	9	13	0.9	13	0	4	17	1	2	1	0.1
2008-09	26	9	529	20.3	35	98	.357	2	10	.200	22	25	.880	7	34	41	1.6	43	0	37	71	2	16	94	3.6
2009-10	23	1	190	8.3	7	16	.438	0	1	.000	4	9	.444	10	12	22	1.0	24	0	12	19	0	9	18	0.8
Career	63	10	808	12.8	42	121	.347	2	11	.182	27	36	.750	21	55	76	1.2	80	0	53	107	3	27	113	1.8

Farmer, India

Season	GP	GS	Min	Avg	FG	FGA	Pct	3FG	FGA	Pct	FT	FTA	Pct	Off	Def	Tot	Avg	PF	FO	A	TO	Blk	Stl	Pts	Avg
2013-14	18	0	48	2.7	2	7	.286	2	4	.500	0	0	—	2	4	6	0.3	4	0	0	1	1	0	6	0.3
2014-15	16	0	37	2.3	0	4	.000	0	2	.000	4	6	.667	5	3	8	0.5	1	0	0	1	0	1	4	0.3
2015-16	10	0	34	3.4	0	5	.000	0	3	.000	0	0	—	1	4	5	0.5	3	0	1	2	2	0	0	0.0
Career	44	0	119	2.7	2	16	.125	2	9	.222	4	6	.667	8	11	19	0.4	8	0	1	4	3	1	10	0.2

Foster, Sheila

Season	GP	GS	Min	Avg	FG	FGA	Pct	3FG	FGA	Pct	FT	FTA	Pct	Off	Def	Tot	Avg	PF	FO	A	TO	Blk	Stl	Pts	Avg
1978-79	37				216	432	.500				84	128	.656			329	8.9							516	13.9
1979-80	36				245	452	.542				99	140	.707			379	10.5	72	1	51	93	10	88	589	16.4
1980-81	30	30	1124	37.5	211	396	.533				112	181	.619			381	12.7	48	0	59	110	14	60	534	17.8
1981-82	31	31	1175	37.9	252	432	.583				123	175	.703			338	10.9	62	0	44	84	23	41	627	20.2
Career	134	61	2299		924	1712	.540				418	624	.670			1427	10.6	182	1	154	287	47	189	2266	16.9

Frazier, Lorraine

Season	GP	GS	Min	Avg	FG	FGA	Pct	3FG	FGA	Pct	FT	FTA	Pct	Off	Def	Tot	Avg	PF	FO	A	TO	Blk	Stl	Pts	Avg
1986-87	29	3	368	12.7	41	75	.547				25	28	.893			69	2.4	36	0	13	40	2	19	107	3.7
1987-88	21	2	134	6.4	9	26	.346	0	0	—	6	12	.500	11	13	24	1.1	24	0	8	14	1	5	24	1.1
Career	50	5	502	10.0	50	101	.495	0	0	—	31	40	.775	11	13	93	1.9	60	0	21	54	3	24	131	2.6

Frost, Colleen

Season	GP	GS	Min	Avg	FG	FGA	Pct	3FG	FGA	Pct	FT	FTA	Pct	Off	Def	Tot	Avg	PF	FO	A	TO	Blk	Stl	Pts	Avg
1982-83	13	0	17	1.3	3	7	.429				3	4	.750			7	0.5	11	0	1	4	2	2	9	0.7
1983-84	13	0	53	4.1	8	21	.381				9	18	.500			8	0.6	20	0	0	0	0	0	25	1.9
1984-85	6	0	15	2.5	2	3	.667				1	5	.200			4	0.7	2	0	1	3	0	1	5	0.8
Career	32	0	85	2.7	13	31	.419				13	27	.481			19	0.6	33	0	2	7	2	3	39	1.2

Funderburk, Natalie

Season	GP	GS	Min	Avg	FG	FGA	Pct	3FG	FGA	Pct	FT	FTA	Pct	Off	Def	Tot	Avg	PF	FO	A	TO	Blk	Stl	Pts	Avg
1992-93	19	0	200	10.5	7	24	.292	1	2	.500	13	23	.565	4	12	16	0.8	17	0	28	21	1	9	28	1.5
1993-94	27	26	680	25.2	33	97	.340	13	41	.317	35	66	.530	10	65	75	2.8	53	0	96	76	1	34	114	4.2
1994-95	27	27	912	33.8	39	148	.264	11	60	.183	53	77	.688	10	91	101	3.7	66	2	126	87	1	50	142	5.3
1995-96	28	28	898	32.1	39	152	.257	24	90	.267	28	51	.549	5	84	89	3.2	48	0	127	76	1	47	130	4.6
Career	101	81	2690	26.6	118	421	.280	49	193	.254	129	217	.594	29	252	281	2.8	184	2	377	260	4	140	414	4.1

Gaines, Olivia

Season	GP	GS	Min	Avg	FG	FGA	Pct	3FG	FGA	Pct	FT	FTA	Pct	Off	Def	Tot	Avg	PF	FO	A	TO	Blk	Stl	Pts	Avg
2013-14	32	1	309	9.7	23	48	.479	1	2	.500	19	26	.731	12	31	43	1.3	32	0	34	14	3	20	66	2.1
2014-15	35	2	334	9.5	23	58	.397	3	8	.375	9	14	.643	13	25	38	1.1	42	1	32	16	3	20	58	1.7
Career	67	3	643	9.6	46	106	.434	4	10	.400	28	40	.700	25	56	81	1.2	74	1	66	30	6	40	124	1.9

Gardner, Ann

Season	GP	GS	Min	Avg	FG	FGA	Pct	3FG	FGA	Pct	FT	FTA	Pct	Off	Def	Tot	Avg	PF	FO	A	TO	Blk	Stl	Pts	Avg
1987-88	12	0	56	4.7	8	27	.296	0	0	—	4	10	.400	12	6	18	1.5	6	0	0	8	0	2	20	1.7
1988-89	17	0	114	6.7	11	29	.379	0	0	—	7	8	.875	9	12	21	1.2	9	0	3	2	1	2	29	1.7
1989-90	18	0	168	9.3	9	39	.231	0	0	—	4	8	.500	9	22	31	1.7	12	0	13	13	1	4	22	1.2
1990-91	30	7	522	17.4	49	118	.415	26	71	.366	7	13	.538	28	70	98	3.3	29	0	26	26	1	16	131	4.4
Career	77	7	860	11.2	77	213	.362	26	71	.366	22	39	.564	58	110	168	2.2	56	0	42	49	3	24	202	2.6

Geter, Teresa

Season	GP	GS	Min	Avg	FG	FGA	Pct	3FG	FGA	Pct	FT	FTA	Pct	Off	Def	Tot	Avg	PF	FO	A	TO	Blk	Stl	Pts	Avg
2000-01	27	25	800	29.6	113	190	.595	12	25	.480	74	99	.747	52	124	176	6.5	69	2	55	72	58	54	312	11.6
2001-02	28	23	720	25.7	94	195	.482	0	6	.000	69	85	.812	62	115	177	6.3	68	2	46	48	41	44	257	9.2
Career	55	48	1520	27.6	207	385	.538	12	31	.387	143	184	.777	114	239	353	6.4	137	4	101	120	99	98	569	10.3

Gilbert, Joyce

Season	GP	GS	Min	Avg	FG	FGA	Pct	3FG	FGA	Pct	FT	FTA	Pct	Off	Def	Tot	Avg	PF	FO	A	TO	Blk	Stl	Pts	Avg
1976-77	26				123	333	.369				66	75	.880			160	6.2	85	4	65		6	33	312	12.0
1977-78	33	19			54	157	.344				28	48	.583			52	1.6	65	1	75	87	7	38	136	4.1
Career	59	19			177	490	.361				94	123	.764			212	3.6	150	5	140	87	13	71	448	7.6

ALL-TIME LETTERWINNER STATS

Gill, Ellen

Season	GP	GS	Min	Avg	FG	FGA	Pct	3FG	FGA	Pct	FT	FTA	Pct	Off	Def	Tot	Avg	PF	FO	A	TO	Blk	Stl	Pts	Avg
1994-95	5	0	10	2	0	1	.000	0	0	—	0	1	.000	1	1	2	0.4	0	0	0	2	0	1	0	0.0

Gilmore, Sharon

Season	GP	GS	Min	Avg	FG	FGA	Pct	3FG	FGA	Pct	FT	FTA	Pct	Off	Def	Tot	Avg	PF	FO	A	TO	Blk	Stl	Pts	Avg
1982-83	28	28	876	31.3	184	317	.580				57	91	.626			232	8.3	103	7	13	88	29	31	425	15.2
1983-84	30	28	807	26.9	154	338	.456				92	133	.692			215	7.2	92	2	26	68	34	32	400	13.3
1984-85	22	19	583	26.5	119	215	.553				38	66	.576			169	7.7	78	3	13	59	18	37	258	11.7
1985-86	30	30	945	31.5	189	368	.514				50	94	.532			266	8.9	102	6	11	62	20	41	428	14.3
Career	110	105	3211	29.2	646	1238	.522				237	384	.617			882	8.0	375	18	63	277	101	141	1511	13.7

Glass, Laura

Season	GP	GS	Min	Avg	FG	FGA	Pct	3FG	FGA	Pct	FT	FTA	Pct	Off	Def	Tot	Avg	PF	FO	A	TO	Blk	Stl	Pts	Avg
1984-85	17	0	83	4.9	8	19	.421				10	18	.556			25	1.5	18	0	2	10	0	1	26	1.5
1985-86	24	3	228	9.5	25	52	.481				9	18	.500			56	2.3	36	0	4	13	5	6	59	2.5
1987-88	32	3	317	9.9	32	74	.432	0	0	—	9	17	.529	25	44	69	2.2	31	0	6	23	3	5	73	2.3
Career	73	6	628	8.6	65	145	.448	0	0	—	28	53	.528	25	44	150	2.1	85	0	12	46	8	12	158	2.2

Glass, Peggy

Season	GP	GS	Min	Avg	FG	FGA	Pct	3FG	FGA	Pct	FT	FTA	Pct	Off	Def	Tot	Avg	PF	FO	A	TO	Blk	Stl	Pts	Avg
1984-85	8	0	34	4.3	1	6	.167				0	0	.000			8	1.0	11	0	0	4	1	1	2	0.3
1985-86	26	5	281	10.8	20	64	.313				13	19	.684			52	2.0	51	2	6	21	6	4	53	2.0
1986-87	30	14	510	17	39	105	.371				28	46	.609			112	3.7	69	2	8	52	7	12	106	3.5
1987-88	31	16	366	11.8	34	81	.420	0	0	—	17	36	.472	39	45	84	2.7	60	2	14	25	3	5	85	2.7
Career	95	35	1191	12.5	94	256	.367	0	0	—	58	101	.574	39	45	256	2.7	191	6	28	102	17	22	246	2.6

Godfrey, Heather

Season	GP	GS	Min	Avg	FG	FGA	Pct	3FG	FGA	Pct	FT	FTA	Pct	Off	Def	Tot	Avg	PF	FO	A	TO	Blk	Stl	Pts	Avg
1994-95	27	0	436	16.1	46	122	.377	43	106	.406	0	1	.000	18	24	42	1.6	28	0	21	28	0	4	135	5.0
1995-96	28	1	348	12.4	53	140	.379	43	121	.355	2	2	1.000	9	29	38	1.4	7	0	14	29	2	7	151	5.4
1996-97	27	2	384	14.2	43	147	.293	33	131	.252	1	4	.250	21	28	49	1.8	10	0	35	47	2	11	120	4.4
1997-98	26	0	426	16.4	43	132	.326	40	122	.328	4	9	.444	12	34	46	1.8	26	0	29	39	0	5	130	5.0
Career	108	3	1594	14.8	185	541	.342	159	480	.331	7	16	.438	60	115	175	1.6	71	0	99	143	4	27	536	5.0

Gortman, Shaunzinski

Season	GP	GS	Min	Avg	FG	FGA	Pct	3FG	FGA	Pct	FT	FTA	Pct	Off	Def	Tot	Avg	PF	FO	A	TO	Blk	Stl	Pts	Avg
1998-99	27	25	745	27.6	118	314	.376	12	56	0.214	53	90	.589	57	80	137	5.1	88	6	61	104	4	47	301	11.1
1999-2000	20	20	578	28.9	116	248	.468	13	34	.382	51	85	.600	25	87	112	5.6	63	2	84	108	18	51	296	14.8
2000-01	27	26	843	31.2	112	293	.382	34	105	.324	40	57	.702	32	106	138	5.1	73	2	80	98	10	52	298	11.0
2001-02	31	29	982	31.7	176	414	.425	52	143	.364	68	102	.667	56	133	189	6.1	73	2	93	89	7	62	472	15.2
Career	105	100	3148	30.0	522	1269	.411	111	338	.328	212	334	.635	170	406	576	5.5	297	12	318	399	39	212	1367	13.0

Grant, Markeshia

Season	GP	GS	Min	Avg	FG	FGA	Pct	3FG	FGA	Pct	FT	FTA	Pct	Off	Def	Tot	Avg	PF	FO	A	TO	Blk	Stl	Pts	Avg
2010-11	33	2	670	20.3	79	236	.335	32	111	.288	26	38	.684	28	66	94	2.8	43	0	43	44	2	28	216	6.5
2011-12	35	35	944	27.0	144	3553	.408	6	176	.364	35	49	.714	31	57	88	2.5	49	0	58	67	4	31	387	11.1
Career	68	37	1614	23.7	223	589	.379	96	287	.334	61	87	.701	59	123	182	2.7	92	0	101	111	6	59	603	8.9

Griffith, Evie

Season	GP	GS	Min	Avg	FG	FGA	Pct	3FG	FGA	Pct	FT	FTA	Pct	Off	Def	Tot	Avg	PF	FO	A	TO	Blk	Stl	Pts	Avg
1974-75	18				20	50	.400				15	36	.417			82	4.6	53						55	3.1

Gritsaeva, Olga

Season	GP	GS	Min	Avg	FG	FGA	Pct	3FG	FGA	Pct	FT	FTA	Pct	Off	Def	Tot	Avg	PF	FO	A	TO	Blk	Stl	Pts	Avg
2002-03	20	1	230	11.5	19	49	.388	1	6	.167	23	45	.511	25	27	52	2.6	25	0	16	9	6	7	62	3.1
2003-04	28	25	686	24.5	92	199	.462	11	30	.367	48	98	.490	57	106	163	5.8	60	0	46	64	4	24	243	8.7
2004-05	29	12	549	18.9	25	105	.238	12	61	.197	25	42	.595	33	70	103	3.6	28	0	41	45	11	14	87	3.0
2005-06	26	0	281	10.8	20	59	.339	7	32	.219	3	7	.429	16	23	39	1.5	15	0	19	17	10	13	50	1.9
Career	103	38	1746	17.0	156	412	.379	31	129	.240	99	192	.516	131	226	357	3.5	128	0	122	135	31	58	442	4.3

Gullett, Erica

Season	GP	GS	Min	Avg	FG	FGA	Pct	3FG	FGA	Pct	FT	FTA	Pct	Off	Def	Tot	Avg	PF	FO	A	TO	Blk	Stl	Pts	Avg
1992-93	26	8	365	14	28	74	.378	0	0	.000	26	48	.542	36	54	90	3.5	33	0	5	20	5	11	82	3.2
1993-94	4	0	74	18.5	9	21	.429	0	0	.000	4	7	.571	8	14	22	5.5	6	0	1	5	2	1	22	5.5
Career	30	8	439	14.6	37	95	.389	0	0	.000	30	55	.545	44	68	112	3.7	39	0	6	25	7	12	104	3.5

ALL-TIME LETTERWINNER STATS

Hadwin, Sara

Season	GP	GS	Min	Avg	FG	FGA	Pct	3FG	FGA	Pct	FT	FTA	Pct	Off	Def	Tot	Avg	PF	FO	A	TO	Blk	Stl	Pts	Avg
1996-97	15	0	67	4.5	8	16	.500	1	2	.500	2	4	.500	1	5	6	0.4	5	0	10	13	0	5	19	1.3
1997-98	7	0	21	3.0	4	5	.800	2	2	1.000	0	1	.000	2	3	5	0.7	4	0	2	3	0	1	10	1.4
Career	22	0	88	4.0	12	21	.571	3	4	.750	2	5	.400	3	8	11	0.5	9	0	12	16	0	6	29	1.3

Harris, Shannel

Season	GP	GS	Min	Avg	FG	FGA	Pct	3FG	FGA	Pct	FT	FTA	Pct	Off	Def	Tot	Avg	PF	FO	A	TO	Blk	Stl	Pts	Avg
2003-04	17	0	78	4.6	5	14	.357	1	5	.200	5	9	.556	7	9	16	0.9	9	0	3	4	3	2	16	0.9
2004-05	28	11	355	12.7	15	57	.263	8	33	.242	3	5	.600	24	29	53	1.9	29	0	22	40	7	16	41	1.5
2005-06	29	25	549	18.9	44	105	.419	3	20	.150	7	10	.700	32	40	72	2.5	48	1	33	25	9	27	98	3.4
2006-07	31	20	533	17.2	33	93	.355	10	28	.357	12	21	.571	36	38	74	2.4	38	0	26	30	22	39	88	2.8
Career	105	56	1515	14.4	97	269	.361	22	86	.256	27	45	.600	99	116	215	2.0	124	1	84	99	41	84	243	2.3

Harvey, Tammy

Season	GP	GS	Min	Avg	FG	FGA	Pct	3FG	FGA	Pct	FT	FTA	Pct	Off	Def	Tot	Avg	PF	FO	A	TO	Blk	Stl	Pts	Avg
1983-84	16	0	91	5.7	5	17	.294				5	7	.714			16	1.0	15	0	4	8	1	4	15	0.9
1984-85	6	0	20	3.3	4	9	.444				2	4	.500			15	2.5	3	0	2	6	2	1	10	1.7
1985-86	29	17	641	22.1	51	108	.472				39	71	.549			162	5.6	70	1	31	35	5	30	141	4.9
1986-87	30	25	711	23.7	69	146	.473				24	61	.393			172	5.7	82	2	34	63	6	18	162	5.4
Career	81	42	1463	18.0	129	280	.461				70	143	.490			365	4.5	170	3	71	112	14	53	328	4.0

Hawkins, Beverly

Season	GP	GS	Min	Avg	FG	FGA	Pct	3FG	FGA	Pct	FT	FTA	Pct	Off	Def	Tot	Avg	PF	FO	A	TO	Blk	Stl	Pts	Avg
1987-88	34	10	534	15.7	53	122	.434	0	1	.000	13	21	.619	38	62	100	2.9	46	0	27	52	6	21	119	3.5
1988-89	29	0	478	16.5	48	109	.440	0	0	—	26	38	.684	32	44	76	2.6	35	1	25	30	14	23	122	4.2
1989-90	13	0	91	7.0	5	24	.208	0	0	—	4	9	.444	8	15	23	1.8	6	0	6	19	0	2	14	1.1
1990-91	11	1	60	5.5	9	15	.600	0	0	—	5	11	.455	12	9	21	1.9	5	0	0	5	2	3	23	2.1
Career	87	11	1163	13.4	115	270	.426	0	1	.000	48	79	.608	90	130	220	2.5	92	1	58	106	22	49	278	3.2

Hickey, Trese

Season	GP	GS	Min	Avg	FG	FGA	Pct	3FG	FGA	Pct	FT	FTA	Pct	Off	Def	Tot	Avg	PF	FO	A	TO	Blk	Stl	Pts	Avg
1995-96	27	25	580	21.5	81	187	.433	0	0	—	18	45	.400	72	105	177	6.6	84	1	11	41	7	31	180	6.7

Hill, Crishna

Season	GP	GS	Min	Avg	FG	FGA	Pct	3FG	FGA	Pct	FT	FTA	Pct	Off	Def	Tot	Avg	PF	FO	A	TO	Blk	Stl	Pts	Avg
1998-99	27	3	516	19.1	37	117	.316	10	52	.192	12	21	.571	27	40	67	2.5	58	1	36	43	3	28	96	3.6
1999-2000	28	6	473	16.9	31	108	.287	13	55	.236	12	20	.600	22	22	44	1.6	50	0	29	35	0	12	87	3.1
2000-01	4	1	25	6.3	1	5	.200	0	2	.000	0	0	.000	0	0	0	0.0	4	0	0	2	0	0	2	0.5
2001-02	21	2	145	6.9	11	30	.367	3	13	.231	4	6	.667	11	7	18	0.9	13	0	12	7	1	7	29	1.4
Career	80	12	1159	14.5	80	260	.308	26	122	0.213	28	47	.596	60	69	129	1.6	125	1	77	87	4	47	214	2.7

Holgund, Linda

Season	GP	GS	Min	Avg	FG	FGA	Pct	3FG	FGA	Pct	FT	FTA	Pct	Off	Def	Tot	Avg	PF	FO	A	TO	Blk	Stl	Pts	Avg
1999-2000	19	0	128	6.7	10	37	.270	6	22	.273	0	3	.000	6	8	14	0.7	17	0	6	9	2	7	26	1.4
2000-01	16	0	79	4.9	9	21	.429	2	7	.286	5	6	.833	5	5	10	0.6	9	0	5	6	1	4	25	1.6
2001-02	12	0	47	3.9	5	17	.294	2	8	.250	2	4	.500	2	6	8	0.7	6	0	3	7	0	4	14	1.2
2002-03	3	0	16	5.3	2	4	.500	1	3	.333	0	0	.000	0	1	1	0.3	0	0	0	1	0	1	5	1.7
Career	50	0	270	5.4	26	79	.329	11	40	.275	7	13	.538	13	20	33	0.7	32	0	14	23	3	16	70	1.4

Holland, Liz

Season	GP	GS	Min	Avg	FG	FGA	Pct	3FG	FGA	Pct	FT	FTA	Pct	Off	Def	Tot	Avg	PF	FO	A	TO	Blk	Stl	Pts	Avg
1981-82	6	0	3	0.5	2	5	.400				2	2	1.000			1	0.2	2	0	0	1	0	1	6	1.0

Hollosy, Victoria

Season	GP	GS	Min	Avg	FG	FGA	Pct	3FG	FGA	Pct	FT	FTA	Pct	Off	Def	Tot	Avg	PF	FO	A	TO	Blk	Stl	Pts	Avg
1999-2000	1	0	8	8.0	0	2	.000	0	0	—	0	0	—	0	0	0	0.0	1	0	1	0	0	0	0	0.0
2000-01	3	1	5	1.7	1	2	.500	0	0	—	0	0	—	0	0	0	0.0	1	0	0	1	0	0	2	0.7
Career	4	1	13	3.25	1	4	.250	0	0	—	0	0	—	0	0	0	0.0	2	0	1	1	0	0	2	0.5

Howard (née Williams), Natalie

Season	GP	GS	Min	Avg	FG	FGA	Pct	3FG	FGA	Pct	FT	FTA	Pct	Off	Def	Tot	Avg	PF	FO	A	TO	Blk	Stl	Pts	Avg
1986-87	12	0	76	6.3	7	24	.292				5	8	.625			4	0.3	6	0	2	10	0	2	19	1.6
1987-88	5	0	32	6.4	7	14	.500	0	0	—	1	2	.500	3	4	7	1.4	2	0	1	4	0	2	15	3.0
Career	17	0	108	6.4	14	38	.368	0	0	—	6	10	.600	3	4	11	0.6	8	0	3	14	0	4	34	2.0

ALL-TIME LETTERWINNER STATS

Hunt, Beth

Season	GP	GS	Min	Avg	FG	FGA	Pct	3FG	FGA	Pct	FT	FTA	Pct	Off	Def	Tot	Avg	PF	FO	A	TO	Blk	Stl	Pts	Avg
1988-89	30	30	915	30.5	242	420	.576	1	1	1.000	107	141	.759	107	169	276	9.2	78	2	42	99	20	52	592	19.7
1989-90	33	33	1054	31.9	316	547	.578	1	8	.125	115	171	.673	107	230	337	10.2	73	1	55	95	21	52	748	22.7
Career	63	63	1969	31.3	558	967	.577	2	9	.222	222	312	.712	214	399	613	9.7	151	3	97	194	41	104	1340	21.3

Hunter, Angela

Season	GP	GS	Min	Avg	FG	FGA	Pct	3FG	FGA	Pct	FT	FTA	Pct	Off	Def	Tot	Avg	PF	FO	A	TO	Blk	Stl	Pts	Avg
2004-05	29	8	478	16.5	51	166	.307	33	122	.270	26	35	.743	11	39	50	1.7	32	0	40	54	0	12	161	5.6
2005-06	13	0	90	6.9	7	35	.200	5	31	.161	2	4	.500	2	10	12	0.9	9	0	3	7	1	3	21	1.6
Career	42	8	568	13.5	58	201	.289	38	153	.248	28	39	.718	13	49	62	1.5	41	0	43	61	1	15	182	4.3

Ibiam, Elem

Season	GP	GS	Min	Avg	FG	FGA	Pct	3FG	FGA	Pct	FT	FTA	Pct	Off	Def	Tot	Avg	PF	FO	A	TO	Blk	Stl	Pts	Avg
2011-12	25	0	197	7.9	26	59	.441	0	1	.000	22	35	.629	34	40	74	3.0	33	0	4	16	17	2	74	3.0
2012-13	30	0	472	15.7	64	131	.486	0	0	—	32	64	.500	52	83	135	4.5	48	1	8	20	30	11	160	5.3
2013-14	34	34	794	23.4	128	238	.538	0	0	—	67	102	.657	59	148	207	6.1	94	3	12	51	83	13	323	9.5
2014-15	37	37	603	16.3	91	163	.558	0	0	—	43	60	.717	51	86	137	3.7	79	1	11	44	34	9	225	6.1
Career	126	71	2066	16.4	309	591	.523	0	1	.000	164	261	.628	196	357	553	4.4	254	5	35	131	164	35	782	6.2

Imovbioh, Sarah

Season	GP	GS	Min	Avg	FG	FGA	Pct	3FG	FGA	Pct	FT	FTA	Pct	Off	Def	Tot	Avg	PF	FO	A	TO	Blk	Stl	Pts	Avg
2015-16	35	4	497	14.2	62	104	.596	0	0	—	28	66	.424	81	95	176	5.0	59	0	9	28	7	13	152	4.3

Jacobs, Cynthia

Season	GP	GS	Min	Avg	FG	FGA	Pct	3FG	FGA	Pct	FT	FTA	Pct	Off	Def	Tot	Avg	PF	FO	A	TO	Blk	Stl	Pts	Avg
1978-79	29				148	290	.510				60	102	.588			245	8.5							356	12.3
1979-80	36				127	258	.492				57	108	.528			270	7.5	91	2	68	110	18	47	311	8.6
Career	65				275	548	.502				117	210	.557			515	7.9	91	2	68	110	18	47	667	10.3

James, Betsy

Season	GP	GS	Min	Avg	FG	FGA	Pct	3FG	FGA	Pct	FT	FTA	Pct	Off	Def	Tot	Avg	PF	FO	A	TO	Blk	Stl	Pts	Avg
1976-77	10				0	5	.000				1	3	.333			4	0.4	1	0	0		0	2	1	0.1

Jeffcoat, Shanta

Season	GP	GS	Min	Avg	FG	FGA	Pct	3FG	FGA	Pct	FT	FTA	Pct	Off	Def	Tot	Avg	PF	FO	A	TO	Blk	Stl	Pts	Avg
1996-97	27	0	461	17.1	42	126	.333	6	26	.231	43	61	.705	21	45	66	2.4	41	0	39	70	4	25	133	4.9
1997-98	24	0	184	7.7	21	55	.382	4	18	.222	10	17	.588	6	17	23	1.0	21	0	19	21	1	5	56	2.3
1998-99	24	0	238	9.9	19	51	.373	2	16	.125	17	20	.850	17	14	31	1.3	22	0	23	21	3	16	57	2.4
1999-2000	28	18	553	19.8	26	81	.321	8	31	.258	24	34	.706	28	17	45	1.6	42	0	44	54	3	16	84	3.0
Career	103	18	1436	13.9	108	313	.345	20	91	.220	94	132	.712	72	93	165	1.6	126	0	125	166	11	62	330	3.2

Johnson, Evelyn

Season	GP	GS	Min	Avg	FG	FGA	Pct	3FG	FGA	Pct	FT	FTA	Pct	Off	Def	Tot	Avg	PF	FO	A	TO	Blk	Stl	Pts	Avg
1979-80	36				199	402	.495				69	109	.633			187	5.2	95	3	62	83	9	58	467	13.0
1980-81	30	30	912	30.4	200	418	.480				93	125	.744			178	5.9	94	6	76	102	13	49	493	16.7
1981-82	31	31	887	28.6	187	378	.495				50	71	.704			157	5.1	81	1	83	93	20	67	424	13.7
1982-83	16	11	259	16.2	88	192	.458				60	90	.667			106	6.6	56	4	22	41	7	17	236	14.8
Career	113	72	2058	18.2	674	1390	.485				272	395	.689			628	5.6	326	14	243	319	49	191	1620	14.3

Johnson, Koretha

Season	GP	GS	Min	Avg	FG	FGA	Pct	3FG	FGA	Pct	FT	FTA	Pct	Off	Def	Tot	Avg	PF	FO	A	TO	Blk	Stl	Pts	Avg
2002-03	31	31	820	26.5	55	164	.335	17	63	.270	39	63	.619	69	99	168	5.4	75	3	39	66	5	33	166	5.4

Johnson, Melanie

Season	GP	GS	Min	Avg	FG	FGA	Pct	3FG	FGA	Pct	FT	FTA	Pct	Off	Def	Tot	Avg	PF	FO	A	TO	Blk	Stl	Pts	Avg
2004-05	28	9	543	19.4	86	182	.473	0	2	.000	32	75	.427	75	114	189	6.8	67	2	34	75	54	62	204	7.3
2005-06	29	12	596	20.6	127	241	.527	0	3	.000	64	92	.696	69	123	192	6.6	69	3	43	79	29	67	318	11.0
2006-07	32	17	562	17.6	110	259	.425	5	23	0.217	53	80	.663	93	83	176	5.5	70	1	42	73	16	63	278	8.7
Career	89	38	1701	19.1	323	682	.474	5	28	.179	149	247	.603	237	320	557	6.3	206	6	119	227	99	192	800	9.0

Johnson, Rita

Season	GP	GS	Min	Avg	FG	FGA	Pct	3FG	FGA	Pct	FT	FTA	Pct	Off	Def	Tot	Avg	PF	FO	A	TO	Blk	Stl	Pts	Avg
1977-78	33	7			75	201	.373				20	37	.541			43	1.3	84	4	38	79	2	54	170	5.2
1978-79	31				106	212	.500				56	83	.674			45	1.5							268	8.6
1979-80	36				113	250	.452				46	76	.605			50	1.4	96	2	119	79	2	89	272	7.6
1980-81	30	23	670	22.3	134	265	.506				78	97	.804			58	1.9	64	1	75	73	1	88	346	11.6
Career	130	30	670		428	928	.461				200	293	.683			196	1.5	244	7	232	231	5	231	1056	8.1

ALL-TIME LETTERWINNER STATS

Johnson, Shannon

Season	GP	GS	Min	Avg	FG	FGA	Pct	3FG	FGA	Pct	FT	FTA	Pct	Off	Def	Tot	Avg	PF	FO	A	TO	Blk	Stl	Pts	Avg
1992-93	27	27	715	26.5	89	212	.420	18	50	.360	63	87	.724	30	68	98	3.6	81	3	83	131	4	65	259	9.6
1993-94	27	27	834	30.9	231	506	.457	44	111	.396	128	186	.688	65	95	160	5.9	95	1	133	117	17	64	634	23.5
1994-95	27	27	973	36.0	214	497	.431	64	182	.352	154	227	.678	62	110	172	6.4	91	4	138	99	18	57	646	23.9
1995-96	28	27	973	34.8	238	544	.438	82	202	.406	133	179	.743	44	123	167	6.0	86	1	113	104	20	74	691	24.7
Career	109	108	3495	32.1	772	1759	.4389	208	545	.382	478	679	.704	201	396	597	5.5	353	9	467	451	59	260	2230	20.5

Jones, Cissie

Season	GP	GS	Min	Avg	FG	FGA	Pct	3FG	FGA	Pct	FT	FTA	Pct	Off	Def	Tot	Avg	PF	FO	A	TO	Blk	Stl	Pts	Avg
1974-75	30				94	233	.403				19	41	.463			189	6.3	80						207	6.9

Jones, Ebony

Season	GP	GS	Min	Avg	FG	FGA	Pct	3FG	FGA	Pct	FT	FTA	Pct	Off	Def	Tot	Avg	PF	FO	A	TO	Blk	Stl	Pts	Avg
2004-05	1	0	2	2.0	1	1	1.000	0	0	—	0	0	—	0	1	1	1.0	1	0	0	1	0	0	2	2.0
2005-06	7	0	28	4.0	6	19	.316	3	15	.200	1	1	1.000	1	0	1	0.1	4	0	1	2	0	1	16	2.3
2006-07	7	0	26	3.7	6	14	.429	4	10	.400	1	2	.500	0	2	2	0.3	2	0	2	2	1	1	17	2.4
2007-08	29	6	412	14.2	40	129	.310	35	108	.324	6	8	.750	17	35	52	1.8	33	0	27	28	1	15	121	4.2
Career	44	6	468	10.6	53	163	.325	42	133	.316	8	11	.727	18	38	56	1.3	40	0	30	33	2	17	156	3.5

Jones, Jordan

Season	GP	GS	Min	Avg	FG	FGA	Pct	3FG	FGA	Pct	FT	FTA	Pct	Off	Def	Tot	Avg	PF	FO	A	TO	Blk	Stl	Pts	Avg
2007-08	32	31	1111	34.7	140	345	.406	97	243	.399	42	57	.737	14	75	89	2.8	61	0	58	88	1	50	419	13.1

Joyner, Lori

Season	GP	GS	Min	Avg	FG	FGA	Pct	3FG	FGA	Pct	FT	FTA	Pct	Off	Def	Tot	Avg	PF	FO	A	TO	Blk	Stl	Pts	Avg
1988-89	17	0	125	7.4	12	30	.400	0	0	—	11	16	.688	1	5	6	0.4	12	0	17	16	1	6	35	2.1
1989-90	33	0	430	13.0	42	112	.375	8	22	.364	20	36	.556	3	27	30	0.9	40	0	52	57	0	23	112	3.4
1990-91	30	28	907	30.2	184	391	.471	11	48	.229	105	139	.755	18	69	87	2.9	67	3	97	94	0	51	484	16.1
1992-93	22	22	706	32.1	114	295	.386	5	32	.156	104	135	.770	19	55	74	3.4	61	2	53	72	3	39	337	15.3
Career	102	50	2168	21.3	352	828	.425	24	102	.235	240	326	.736	41	156	197	1.9	180	5	219	239	4	119	968	9.5

Kelly, Cindy

Season	GP	GS	Min	Avg	FG	FGA	Pct	3FG	FGA	Pct	FT	FTA	Pct	Off	Def	Tot	Avg	PF	FO	A	TO	Blk	Stl	Pts	Avg
1992-93	17	0	154	9.1	8	16	.500	0	0	—	7	16	.438	14	28	42	2.5	11	0	1	2	2	6	23	1.4
1993-94	26	2	409	15.7	56	122	.459	6	22	.273	27	40	.675	34	72	106	4.1	51	0	2	13	20	8	145	5.6
1994-95	27	27	687	25.4	114	232	.491	9	34	.265	54	78	.692	62	73	135	5.0	75	2	12	40	7	9	291	10.8
1995-96	28	28	704	25.1	73	180	.406	9	38	.237	33	49	.673	74	80	154	5.5	60	0	10	35	6	9	188	6.7
Career	98	57	1954	20.0	251	550	.456	24	94	.255	121	183	.661	184	253	437	4.5	197	2	25	90	35	32	647	6.6

Kennedy, Samone

Season	GP	GS	Min	Avg	FG	FGA	Pct	3FG	FGA	Pct	FT	FTA	Pct	Off	Def	Tot	Avg	PF	FO	A	TO	Blk	Stl	Pts	Avg
2007-08	31	6	583	18.8	41	115	.357	0	8	.000	33	50	.660	14	44	58	1.9	35	0	106	81	0	42	115	3.7
2008-09	28	20	680	24.3	55	147	.374	9	39	.231	27	44	.614	5	39	44	1.6	47	0	68	73	2	34	146	5.2
2009-10	29	27	810	27.9	56	149	.376	14	49	.286	20	35	.571	12	66	78	2.7	49	0	68	49	2	34	146	5.0
2010-11	16	9	216	13.5	16	47	.340	3	18	.167	6	12	.500	3	15	18	1.1	16	0	13	24	2	10	41	2.6
Career	104	62	2289	22.0	168	458	.367	23	114	.228	86	141	.610	34	164	198	1.9	147	0	255	227	6	120	448	4.3

Keppler, Lynette

Season	GP	GS	Min	Avg	FG	FGA	Pct	3FG	FGA	Pct	FT	FTA	Pct	Off	Def	Tot	Avg	PF	FO	A	TO	Blk	Stl	Pts	Avg
1996-97	21	0	158	7.5	7	30	.233	0	0	—	3	10	.300	8	18	26	1.2	19	0	2	17	5	6	17	0.8

Kerr, Nona

Season	GP	GS	Min	Avg	FG	FGA	Pct	3FG	FGA	Pct	FT	FTA	Pct	Off	Def	Tot	Avg	PF	FO	A	TO	Blk	Stl	Pts	Avg
1974-75	7				0	6	.000				2	8	.250			2	0.3	2						2	0.3

Key, Casie

Season	GP	GS	Min	Avg	FG	FGA	Pct	3FG	FGA	Pct	FT	FTA	Pct	Off	Def	Tot	Avg	PF	FO	A	TO	Blk	Stl	Pts	Avg
1996-97	17	0	91	5.4	9	27	.333	0	0	—	3	14	0.214	12	25	37	2.2	9	0	4	6	7	5	21	1.2
1997-98	15	0	47	3.1	9	21	.429	0	0	—	1	5	.200	7	8	15	1.0	14	1	0	10	1	1	19	1.3
1998-99	20	0	123	6.2	17	39	.436	0	0	—	3	8	.375	15	22	37	1.9	19	1	0	15	0	7	37	1.9
1999-2000	14	1	55	3.9	3	12	.250	0	0	—	3	5	.600	3	8	11	0.8	6	0	3	6	0	0	9	0.6
Career	66	1	316	4.8	38	99	.384	0	0	—	10	32	.313	37	63	100	1.5	48	2	7	37	8	13	86	1.4

ALL-TIME LETTERWINNER STATS

Kulcsar, Larissa

Season	GP	GS	Min	Avg	FG	FGA	Pct	3FG	FGA	Pct	FT	FTA	Pct	Off	Def	Tot	Avg	PF	FO	A	TO	Blk	Stl	Pts	Avg
2003-04	28	3	522	18.6	51	101	.505	5	14	.357	16	44	.364	36	40	76	2.7	74	3	25	33	1	11	123	4.4
2004-05	26	4	277	10.7	32	75	.427	0	1	.000	15	35	.429	20	31	51	2.0	38	1	14	33	4	9	79	3.0
2005-06	21	0	196	9.3	28	48	.583	0	0	—	15	33	.455	14	21	35	1.7	13	0	11	16	4	11	71	3.4
2006-07	18	2	121	6.7	11	20	.550	0	0	—	12	19	.632	6	26	32	1.8	11	0	6	14	2	7	34	1.9
Career	93	9	1116	12.0	122	244	.500	5	15	.333	58	131	.443	76	118	194	2.1	136	4	56	96	11	38	307	3.3

Lee, Rachell

Season	GP	GS	Min	Avg	FG	FGA	Pct	3FG	FGA	Pct	FT	FTA	Pct	Off	Def	Tot	Avg	PF	FO	A	TO	Blk	Stl	Pts	Avg
1996-97	24	10	447	18.6	46	110	.418	0	0	—	23	45	.511	36	57	93	3.9	75	3	7	28	23	17	115	4.8
1997-98	25	1	195	7.8	26	59	.441	0	0	—	26	40	.650	15	17	32	1.3	38	0	1	15	8	7	78	3.1
Career	49	11	642	13.1	72	169	.426	0	0	—	49	85	.576	51	74	125	2.6	113	3	8	43	31	24	193	3.9

Lester, Annie

Season	GP	GS	Min	Avg	FG	FGA	Pct	3FG	FGA	Pct	FT	FTA	Pct	Off	Def	Tot	Avg	PF	FO	A	TO	Blk	Stl	Pts	Avg
1996-97	27	18	623	23.1	103	222	.464	0	0	—	36	50	.720	65	115	180	6.7	68	2	6	23	12	43	242	9.0
1997-98	28	28	862	30.8	190	424	.448	0	1	.000	115	148	.777	108	139	247	8.8	103	8	21	46	1	76	495	17.7
1998-99	27	27	797	29.5	156	346	.451	5	31	.161	80	115	.696	100	113	213	7.9	100	9	21	57	5	53	397	14.7
1999-2000	28	23	728	26	126	258	.488	0	3	.000	102	142	.718	75	70	145	5.2	73	4	27	50	1	43	354	12.6
Career	110	96	3010	27.4	575	1250	.460	5	35	.143	333	455	.732	348	437	785	7.1	344	23	75	176	19	215	1488	13.5

Lewis, Elin

Season	GP	GS	Min	Avg	FG	FGA	Pct	3FG	FGA	Pct	FT	FTA	Pct	Off	Def	Tot	Avg	PF	FO	A	TO	Blk	Stl	Pts	Avg
1997-98	2	0	7	3.5	0	1	.000	0	1	.000	0	0	—	0	0	0	0.0	0	0	1	1	0	0	0	0.0

Lorello, MaryJo

Season	GP	GS	Min	Avg	FG	FGA	Pct	3FG	FGA	Pct	FT	FTA	Pct	Off	Def	Tot	Avg	PF	FO	A	TO	Blk	Stl	Pts	Avg
1977-78	10	0			3	9	.333				4	6	.667			9	0.9	3	0	4	5	0	0	10	1.0

Lynch, Gwen

Season	GP	GS	Min	Avg	FG	FGA	Pct	3FG	FGA	Pct	FT	FTA	Pct	Off	Def	Tot	Avg	PF	FO	A	TO	Blk	Stl	Pts	Avg
1982-83	23	9	340	14.8	71	154	.461				12	16	.750			46	2.0	21	0	20	20	1	16	154	6.7
1983-84	30	21	747	24.9	91	194	.469				12	16	.750			58	1.9	61	1	60	35	2	34	194	6.5
1984-85	28	0	392	14.0	42	86	.488				15	19	.789			45	1.6	36	1	39	23	1	20	99	3.5
Career	81	30	1479	18.3	204	434	.470				39	51	.765			149	1.8	118	2	119	78	4	70	447	5.5

Malichi, Lisa

Season	GP	GS	Min	Avg	FG	FGA	Pct	3FG	FGA	Pct	FT	FTA	Pct	Off	Def	Tot	Avg	PF	FO	A	TO	Blk	Stl	Pts	Avg
1982-83	9	0	32	3.6	7	26	.269				17	23	.739			19	2.1	14	0	0	10	4	3	31	3.4

May, Jewel

Season	GP	GS	Min	Avg	FG	FGA	Pct	3FG	FGA	Pct	FT	FTA	Pct	Off	Def	Tot	Avg	PF	FO	A	TO	Blk	Stl	Pts	Avg
2007-08	28	0	271	9.7	31	74	.419	0	0	—	35	51	.686	23	40	63	2.3	46	2	3	31	5	10	97	3.5
2008-09	28	26	599	21.4	43	113	.381	0	0	—	45	68	.662	59	83	142	5.1	87	5	4	36	13	26	131	4.7
2009-10	29	28	454	15.7	23	59	.3690	0	0	—	12	22	.545	44	56	100	3.4	75	2	3	32	5	7	58	2.0
2010-11	33	33	613	18.6	45	119	.378	0	0	—	39	62	.629	68	84	152	4.6	109	9	12	52	22	20	129	3.9
Career	118	87	1937	16.4	142	365	.389	0	0	—	131	203	.645	194	263	457	3.9	317	18	22	151	45	63	415	3.5

McAlister, Amy

Season	GP	GS	Min	Avg	FG	FGA	Pct	3FG	FGA	Pct	FT	FTA	Pct	Off	Def	Tot	Avg	PF	FO	A	TO	Blk	Stl	Pts	Avg
1983-84	12	0	60	5.0	6	16	.375				6	10	.600			9	0.8	19	0	2	14	0	0	18	1.5
1985-86	19	0	108	5.7	14	34	.412				4	8	.500			18	0.9	20	0	9	11	0	4	32	1.7
Career	31	0	168	5.4	20	50	.400				10	18	.556			27	0.9	39	0	11	25	0	4	50	1.6

McAlister, Marsi

Season	GP	GS	Min	Avg	FG	FGA	Pct	3FG	FGA	Pct	FT	FTA	Pct	Off	Def	Tot	Avg	PF	FO	A	TO	Blk	Stl	Pts	Avg
1981-82	30	3	483	16.1	56	126	.444				35	53	.660			73	2.4	35	0	60	76	3	29	147	4.9
1982-83	28	28	980	35.0	175	372	.470				63	89	.708			188	6.7	78	1	117	119	6	47	413	14.8
1983-84	29	29	940	32.4	152	345	.441				57	76	.750			158	5.4	92	3	128	109	5	49	361	12.4
1984-85	28	28	798	28.5	103	266	.387				33	47	.702			143	5.1	84	4	95	128	6	59	239	8.5
Career	115	88	3201	27.8	486	1109	.438				188	265	.709			562	4.9	289	8	400	432	20	184	1160	10.1

McCauley, Maureen

Season	GP	GS	Min	Avg	FG	FGA	Pct	3FG	FGA	Pct	FT	FTA	Pct	Off	Def	Tot	Avg	PF	FO	A	TO	Blk	Stl	Pts	Avg
1974-75	25				61	148	.412				15	20	.750			38	1.5	25						137	5.5
1975-76	14				43	95	.453				36	43	.837			43	3.1							122	8.7
1976-77	23				54	154	.351				18	27	.667			32	1.4	31	1	21		0	18	126	5.5
Career	62				158	397	.398				69	90	.767			113	1.8	56	1	21		0	18	385	6.2

ALL-TIME LETTERWINNER STATS

McDaniel, Malinda

Season	GP	GS	Min	Avg	FG	FGA	Pct	3FG	FGA	Pct	FT	FTA	Pct	Off	Def	Tot	Avg	PF	FO	A	TO	Blk	Stl	Pts	Avg
1992-93	25	2	242	9.7	22	44	.500	0	0	—	16	30	.533	29	34	63	2.5	19	0	1	20	2	11	60	2.4
1993-94	27	25	634	23.5	95	178	.534	0	0	—	35	76	.461	88	132	220	8.1	73	3	10	52	5	29	225	8.3
Career	52	27	876	16.8	117	222	.527	0	0	—	51	106	.481	117	166	283	5.4	92	3	11	72	7	40	285	5.5

McMillian, Treka

Season	GP	GS	Min	Avg	FG	FGA	Pct	3FG	FGA	Pct	FT	FTA	Pct	Off	Def	Tot	Avg	PF	FO	A	TO	Blk	Stl	Pts	Avg
1988-89	10	0	72	7.2	4	14	.286	0	0	—	4	12	.333	8	17	25	2.5	9	0	3	2	1	2	12	1.2
1989-90	21	1	217	10.3	9	18	.500	0	0	—	16	25	.640	27	47	74	3.5	13	0	3	12	0	4	34	1.6
1990-91	31	30	749	24.2	30	71	.423	0	1	.000	27	59	.458	98	105	203	6.5	56	0	11	28	5	20	87	2.8
1991-92	27	25	668	24.7	19	49	.388	0	0	—	19	39	.487	70	92	162	6.0	70	2	13	25	3	25	57	2.1
Career	89	56	1706	19.2	62	152	.4078	0	1	.000	66	135	.489	203	261	464	5.2	148	2	30	67	9	51	190	2.1

Miars, Nikki

Season	GP	GS	Min	Avg	FG	FGA	Pct	3FG	FGA	Pct	FT	FTA	Pct	Off	Def	Tot	Avg	PF	FO	A	TO	Blk	Stl	Pts	Avg
1995-96	26	19	714	27.5	89	217	.410	18	53	.340	46	67	.687	31	58	89	3.4	42	0	45	52	6	29	242	9.3
1996-97	27	27	956	35.4	125	358	.349	30	102	.294	124	152	.816	24	90	114	4.2	48	1	86	122	1	54	404	15.0
1997-98	28	28	1072	38.3	107	284	.377	33	105	.314	105	145	.724	17	66	83	3.0	66	2	139	135	3	63	352	12.6
1998-99	27	26	969	35.9	75	233	.322	33	105	.314	82	110	.745	20	63	83	3.1	66	2	116	98	2	65	265	9.8
Career	108	100	3711	34.4	396	1092	.363	114	365	.312	357	474	.753	92	277	369	3.4	222	5	386	407	12	211	1263	11.7

Middleton, Karen

Season	GP	GS	Min	Avg	FG	FGA	Pct	3FG	FGA	Pct	FT	FTA	Pct	Off	Def	Tot	Avg	PF	FO	A	TO	Blk	Stl	Pts	Avg
1987-88	34	27	930	27.4	157	370	.424	75	173	.434	19	27	.704	23	57	80	2.4	39	0	92	49	2	25	408	12.0
1988-89	30	3	810	27.0	131	283	.463	51	112	.455	12	19	.632	18	51	69	2.3	33	0	90	53	6	32	325	10.8
1989-90	33	33	1139	34.5	163	327	.498	76	162	.469	35	49	.714	36	112	148	4.5	63	2	105	70	2	42	437	13.2
1990-91	31	31	1134	36.6	187	437	.428	115	265	.434	55	67	.821	50	97	147	4.7	56	0	122	85	1	52	544	17.5
Career	128	94	4013	31.4	638	1417	.450	317	712	.445	121	162	.747	127	317	444	3.5	191	2	409	257	11	151	1714	13.4

Mitchell, Tiffany

Season	GP	GS	Min	Avg	FG	FGA	Pct	3FG	FGA	Pct	FT	FTA	Pct	Off	Def	Tot	Avg	PF	FO	A	TO	Blk	Stl	Pts	Avg
2012-13	33	30	927	28.1	107	282	.379	22	60	.367	68	111	.613	60	109	169	5.1	64	1	43	82	4	44	304	9.2
2013-14	34	34	1066	31.4	165	335	.493	40	74	.541	157	198	.793	41	149	190	5.6	63	0	118	97	8	62	527	15.5
2014-15	37	37	1106	29.9	189	378	.500	57	137	.416	98	117	.838	28	87	115	3.1	64	1	106	82	11	65	533	14.4
2015-16	35	34	1068	30.5	168	405	.415	61	180	.339	124	152	.816	33	63	96	2.7	69	0	90	86	6	63	521	14.9
Career	139	135	4167	30.0	629	1400	.449	180	451	.399	447	578	.773	162	408	570	4.1	260	2	357	347	29	234	1885	13.6

Montout, Wilka

Season	GP	GS	Min	Avg	FG	FGA	Pct	3FG	FGA	Pct	FT	FTA	Pct	Off	Def	Tot	Avg	PF	FO	A	TO	Blk	Stl	Pts	Avg
2012-13	29	0	293	10.1	26	94	.277	6	32	.188	13	19	.684	27	16	43	1.5	26	0	8	16	7	3	71	2.4
2013-14	30	1	254	8.5	17	48	.354	5	16	.313	6	19	.316	23	24	47	1.6	25	0	5	13	7	1	45	1.5
Career	59	1	547	9.3	43	142	.303	11	48	.229	19	38	.500	50	40	90	1.5	51	0	13	29	14	4	116	2.0

Morrison, LeAnna

Season	GP	GS	Min	Avg	FG	FGA	Pct	3FG	FGA	Pct	FT	FTA	Pct	Off	Def	Tot	Avg	PF	FO	A	TO	Blk	Stl	Pts	Avg
2013-14	23	0	68	3.0	4	13	.308	1	8	.125	6	10	.600	6	4	10	0.4	8	0	3	2	0	1	15	0.7

Morrone, Kelly

Season	GP	GS	Min	Avg	FG	FGA	Pct	3FG	FGA	Pct	FT	FTA	Pct	Off	Def	Tot	Avg	PF	FO	A	TO	Blk	Stl	Pts	Avg
1999-2000	27	9	691	25.6	64	186	.344	50	135	.370	10	15	.667	11	47	58	2.1	39	0	78	75	4	21	188	7.0
2001-02	30	4	646	21.5	60	166	.361	45	127	.354	15	29	.517	16	45	61	2.0	29	0	63	57	1	27	180	6.0
2002-03	31	31	1075	34.7	90	250	.360	62	189	.328	41	48	.854	21	44	66	2.1	48	1	116	89	2	39	283	9.1
2003-04	28	28	986	35.2	104	257	.405	81	199	.407	38	47	.809	30	70	100	3.6	47	1	82	75	2	51	327	11.7
Career	116	72	3398	29.3	318	859	.370	238	650	.366	104	139	.748	78	206	285	2.5	163	2	339	296	9	138	978	8.4

Moss, Wendy

Season	GP	GS	Min	Avg	FG	FGA	Pct	3FG	FGA	Pct	FT	FTA	Pct	Off	Def	Tot	Avg	PF	FO	A	TO	Blk	Stl	Pts	Avg
1990-91	12	0	79	6.6	9	23	.391	3	9	.333	4	5	.800	5	8	13	1.1	5	0	6	1	1	3	25	2.1
1991-92	28	3	362	12.9	36	97	.371	12	38	.316	9	13	.692	13	24	37	1.3	12	0	23	35	2	12	93	3.3
1992-93	8	0	62	7.8	8	14	.571	2	4	.500	4	5	.800	5	3	8	1.0	0	0	2	3	0	5	22	2.8
1993-94	17	0	78	4.6	9	20	.450	4	13	.308	1	1	1.000	8	12	20	1.2	7	0	8	7	1	5	23	1.4
Career	65	3	581	8.9	62	154	.403	21	64	.328	18	24	.750	31	47	78	1.2	24	0	39	46	4	25	163	2.5

ALL-TIME LETTERWINNER STATS

Murray, Michelle

Season	GP	GS	Min	Avg	FG	FGA	Pct	3FG	FGA	Pct	FT	FTA	Pct	Off	Def	Tot	Avg	PF	FO	A	TO	Blk	Stl	Pts	Avg
1989-90	14	0	90	6.4	9	24	.375	0	0	—	4	12	.333	15	15	30	2.1	19	0	1	1	3	1	22	1.6
1990-91	31	0	599	19.3	56	145	.386	0	0	—	28	70	.400	71	130	201	6.5	57	0	4	37	53	4	140	4.5
1991-92	28	3	555	19.8	50	124	.403	0	0	—	30	66	.455	84	112	196	7.0	56	0	5	31	49	22	130	4.6
1992-93	23	22	627	27.3	80	164	.488	0	0	—	35	61	.574	84	120	204	8.9	53	0	6	39	43	24	195	8.5
Career	96	25	1871	19.5	195	457	.427	0	0	—	97	209	.464	254	377	631	6.6	185	0	16	108	148	51	487	5.1

Murry, Melanie

Season	GP	GS	Min	Avg	FG	FGA	Pct	3FG	FGA	Pct	FT	FTA	Pct	Off	Def	Tot	Avg	PF	FO	A	TO	Blk	Stl	Pts	Avg
2000-01	1	0	1	1.0	0	1	.000	0	0	—	0	0	—	0	0	0	0.0	0	0	0	0	0	0	0	0.0
2001-02	2	0	1	0.5	0	0	.000	0	0	—	0	0	—	0	0	0	0.0	0	0	0	0	0	0	0	0.0
Career	3	0	2	0.6	0	1	.000	0	0	—	0	0	—	0	0	0	0.0	0	0	0	0	0	0	0	0.0

Nainima, Valerie

Season	GP	GS	Min	Avg	FG	FGA	Pct	3FG	FGA	Pct	FT	FTA	Pct	Off	Def	Tot	Avg	PF	FO	A	TO	Blk	Stl	Pts	Avg
2009-10	29	28	986	34.0	171	451	.379	82	229	.358	68	90	.756	21	58	79	2.7	47	0	81	75	7	28	492	17.0
2010-11	25	15	550	22.0	53	164	.323	33	111	.297	18	23	.783	5	33	38	1.5	16	0	27	32	0	11	157	6.3
Career	54	43	1536	28.4	224	615	.364	115	340	.338	86	113	.761	26	91	117	2.2	63	0	108	107	7	39	649	12.0

Najarian, Renee

Season	GP	GS	Min	Avg	FG	FGA	Pct	3FG	FGA	Pct	FT	FTA	Pct	Off	Def	Tot	Avg	PF	FO	A	TO	Blk	Stl	Pts	Avg
1983-84	27	11	721	26.7	84	164	.512				63	97	.649			168	6.2	83	4	28	53	10	20	231	8.6
1984-85	28	25	963	34.4	125	245	.510				69	102	.676			213	7.6	80	2	25	43	16	30	319	11.4
Career	55	36	1684	30.6	209	409	.511				132	199	.663			381	6.9	163	6	53	96	26	50	550	10.0

Nance, Mona

Season	GP	GS	Min	Avg	FG	FGA	Pct	3FG	FGA	Pct	FT	FTA	Pct	Off	Def	Tot	Avg	PF	FO	A	TO	Blk	Stl	Pts	Avg
1981-82	8	0	7	0.9	1	3	.333				1	2	.500			5	0.6	8	0	1	4	0	1	3	0.4

Nanney, Denise

Season	GP	GS	Min	Avg	FG	FGA	Pct	3FG	FGA	Pct	FT	FTA	Pct	Off	Def	Tot	Avg	PF	FO	A	TO	Blk	Stl	Pts	Avg
1974-75	30				220	492	.447				87	123	.707			361	12.0	90						527	17.6
1975-76	22				164	340	.482				63	94	.670			267	12.1							391	17.8
1976-77	26				217	527	.412				36	69	.522			249	9.4	86	3	26		6	45	470	18.1
Career	78				601	1359	.442				186	286	.650			877	11.2	176	3	26		6	45	1388	17.8

Newton, Courtney

Season	GP	GS	Min	Avg	FG	FGA	Pct	3FG	FGA	Pct	FT	FTA	Pct	Off	Def	Tot	Avg	PF	FO	A	TO	Blk	Stl	Pts	Avg
2007-08	5	4	97	19.4	8	20	.400	4	12	.333	4	4	1.000	0	4	4	0.8	8	0	15	11	0	4	24	4.8
2008-09	22	8	365	16.6	19	71	.268	11	48	.229	15	20	.750	16	44	60	2.7	34	0	12	19	3	20	64	2.9
2009-10	3	0	30	10.0	1	4	.250	1	2	.500	0	1	.000	1	2	3	1.0	3	0	0	2	0	1	3	1.0
2010-11	29	16	474	16.3	22	72	.306	15	55	.273	12	24	.500	23	51	74	2.6	33	1	14	14	5	8	71	2.4
2011-12	32	30	365	11.4	7	41	.171	6	36	.167	2	3	.667	20	29	49	1.5	39	0	2	13	3	13	22	0.7
Career	91	58	1331	14.6	57	208	.274	37	153	.242	33	52	.635	60	130	190	2.1	117	1	43	59	11	46	184	2.0

Oxley, Jaima

Season	GP	GS	Min	Avg	FG	FGA	Pct	3FG	FGA	Pct	FT	FTA	Pct	Off	Def	Tot	Avg	PF	FO	A	TO	Blk	Stl	Pts	Avg
1977-78	32	10			101	207	.488				23	32	.719			78	2.4	45	0	42	68	3	16	225	7.0

Pace, C.J.

Season	GP	GS	Min	Avg	FG	FGA	Pct	3FG	FGA	Pct	FT	FTA	Pct	Off	Def	Tot	Avg	PF	FO	A	TO	Blk	Stl	Pts	Avg
2007-08	16	2	221	13.8	23	59	.390	4	19	0.211	5	10	.500	18	20	38	2.4	27	0	7	22	3	12	55	3.4
2008-09	27	24	789	29.2	69	235	.294	29	108	.269	37	48	.771	56	102	158	5.9	69	0	28	55	11	18	204	7.6
Career	43	26	1010	23.5	92	294	.313	33	127	.260	42	58	.724	74	122	196	4.6	96	0	35	77	14	30	259	6.0

Pappas, Karen

Season	GP	GS	Min	Avg	FG	FGA	Pct	3FG	FGA	Pct	FT	FTA	Pct	Off	Def	Tot	Avg	PF	FO	A	TO	Blk	Stl	Pts	Avg
1974-75	19				6	27	.222				2	10	.200			28	1.5	12						14	0.7
1975-76	3				2	11	.182				7	10	.700			2	0.7							11	3.7
Career	22				8	38	0.211				9	20	.450			30	1.4	12						25	1.1

Parker, Becky

Season	GP	GS	Min	Avg	FG	FGA	Pct	3FG	FGA	Pct	FT	FTA	Pct	Off	Def	Tot	Avg	PF	FO	A	TO	Blk	Stl	Pts	Avg
1979-80	35				61	149	.409				51	70	.729			108	3.1	71	1	34	34	10	24	173	4.9
1980-81	28	21	758	27.1	55	149	.369				32	51	.627			97	3.5	76	4	44	43	5	41	142	5.1
1981-82	31	18	840	27.1	60	146	.411				34	67	.507			82	2.6	83	2	57	47	11	45	154	5.0
1982-83	28	27	952	34.0	129	284	.454				54	77	.701			137	4.9	83	3	96	67	9	47	312	11.1
Career	122	66	2550	20.9	305	728	.4189				171	265	.645			424	3.5	313	10	231	191	35	157	781	6.4

ALL-TIME LETTERWINNER STATS

Parker, Martha

Season	GP	GS	Min	Avg	FG	FGA	Pct	3FG	FGA	Pct	FT	FTA	Pct	Off	Def	Tot	Avg	PF	FO	A	TO	Blk	Stl	Pts	Avg
1985-86	30	29	1119	37.3	108	224	.482				77	100	.770			141	4.7	78	0	162	95	5	77	293	9.8
1986-87	30	30	1122	37.4	173	339	.510				120	160	.750			172	5.7	85	5	104	116	8	76	466	15.5
1987-88	34	33	1172	34.5	202	359	.563	2	5	.400	157	231	.680	83	160	243	7.1	101	5	131	103	8	58	563	16.6
1988-89	30	30	1043	34.8	143	255	.561	1	5	.200	119	150	.793	50	122	172	5.7	96	1	146	88	0	73	406	13.5
Career	124	122	4456	35.9	626	1177	.532	3	10	.300	473	641	.738	133	282	728	5.9	360	11	543	402	21	284	1728	13.9

Parker, Tracey

Season	GP	GS	Min	Avg	FG	FGA	Pct	3FG	FGA	Pct	FT	FTA	Pct	Off	Def	Tot	Avg	PF	FO	A	TO	Blk	Stl	Pts	Avg
1987-88	2	0	3	1.5	0	2	.000	0	0	—	1	2	.500	1	0	1	0.5	2	0	0	1	0	0	1	0.5
1988-89	4	0	16	4.0	3	4	.750	0	0	—	1	2	.500	0	0	0	0.0	1	0	2	1	0	1	7	1.8
Career	6	0	19	3.2	3	6	.500	0	0	—	2	4	.500	1	0	1	0.2	3	0	2	2	0	1	8	1.3

Paskey, Ann

Season	GP	GS	Min	Avg	FG	FGA	Pct	3FG	FGA	Pct	FT	FTA	Pct	Off	Def	Tot	Avg	PF	FO	A	TO	Blk	Stl	Pts	Avg
1974-75	8				0	4	.000				0	1	.000			12	1.5	4						0	0.0

Paulk, Brenda

Season	GP	GS	Min	Avg	FG	FGA	Pct	3FG	FGA	Pct	FT	FTA	Pct	Off	Def	Tot	Avg	PF	FO	A	TO	Blk	Stl	Pts	Avg
1975-76	21				40	107	.374				7	10	.700			46	2.2			23				87	4.1
1976-77	26				32	92	.348				16	20	.800			54	2.1	55	2	22		2	17	80	3.1
Career	47				72	199	.362				23	30	.767			100	2.1	55	2	45	0	2	17	167	3.6

Payne, Jasmine

Season	GP	GS	Min	Avg	FG	FGA	Pct	3FG	FGA	Pct	FT	FTA	Pct	Off	Def	Tot	Avg	PF	FO	A	TO	Blk	Stl	Pts	Avg
2007-08	25	3	242	9.7	23	78	.295	0	0	—	19	25	.760	18	35	52	2.1	28	1	5	21	5	11	65	2.6

Penn, Jocelyn

Season	GP	GS	Min	Avg	FG	FGA	Pct	3FG	FGA	Pct	FT	FTA	Pct	Off	Def	Tot	Avg	PF	FO	A	TO	Blk	Stl	Pts	Avg
1998-99	27	13	685	25.4	130	247	.526	0	0	—	91	132	.689	81	94	175	6.5	84	1	41	62	2	79	351	13.0
1999-2000	28	15	721	25.8	127	230	.552	0	1	.000	93	138	.674	70	101	171	6.1	75	1	64	105	4	74	347	12.4
2001-02	32	31	991	31.0	218	351	.621	0	0	—	89	140	.636	94	121	214	6.7	83	3	53	74	2	94	525	16.4
2002-03	30	30	1088	36.3	282	449	.628	14	37	.378	138	194	.711	100	142	242	8.1	91	3	58	107	1	112	716	23.9
Career	117	89	3485	29.8	757	1277	.593	14	38	.368	411	604	.680	345	458	802	6.9	333	8	216	348	9	359	1939	16.6

Platte, Betsy

Season	GP	GS	Min	Avg	FG	FGA	Pct	3FG	FGA	Pct	FT	FTA	Pct	Off	Def	Tot	Avg	PF	FO	A	TO	Blk	Stl	Pts	Avg
1976-77	23				12	37	.324				6	13	.462			26	1.1	31	1	2		3	4	30	1.3
1977-78	29	6			38	73	.521				2	2	1.000			53	1.8	55	2	19	27	6	11	78	2.7
Career	52	6			50	110	.455				8	15	.533			79	1.5	86	3	21	27	9	15	108	2.1

Plemons, Andrea

Season	GP	GS	Min	Avg	FG	FGA	Pct	3FG	FGA	Pct	FT	FTA	Pct	Off	Def	Tot	Avg	PF	FO	A	TO	Blk	Stl	Pts	Avg
1999-2000	7	0	31	4.4	2	6	.333	0	1	.000	2	2	1.000	0	3	3	0.4	5	0	4	3	0	1	6	0.9

Raab, Dawn

Season	GP	GS	Min	Avg	FG	FGA	Pct	3FG	FGA	Pct	FT	FTA	Pct	Off	Def	Tot	Avg	PF	FO	A	TO	Blk	Stl	Pts	Avg
1984-85	12	0	66	5.5	4	9	.444				3	6	.500			9	0.8	7	0	5	18	0	3	11	0.9
1985-86	27	1	367	13.6	19	43	.442				16	27	.593			29	1.1	18	0	55	25	0	24	54	2.0
1986-87	30	23	732	24.4	42	114	.368				12	21	.571			48	1.6	50	0	103	74	1	27	96	3.2
1987-88	34	3	524	15.4	24	71	.338	9	28	.321	18	33	.545	3	32	35	1.0	41	0	56	69	1	22	75	2.2
Career	103	27	1689	16.4	89	237	.376	9	28	.321	49	87	.563	3	32	121	1.2	116	0	219	186	2	76	236	2.3

Ramsey, Audrey

Season	GP	GS	Min	Avg	FG	FGA	Pct	3FG	FGA	Pct	FT	FTA	Pct	Off	Def	Tot	Avg	PF	FO	A	TO	Blk	Stl	Pts	Avg
1994-95	27	0	406	15	53	125	.424	13	44	.295	21	35	.600	41	42	83	3.1	36	0	9	20	3	8	140	5.2
1995-96	28	2	476	17	33	109	.303	6	22	.273	39	52	.750	54	69	123	4.4	29	0	13	15	2	11	111	4.0
1996-97	27	12	521	19.3	48	102	.471	0	1	.000	43	62	.694	55	79	134	5.0	34	0	11	25	2	14	139	5.1
1997-98	28	2	413	14.8	41	112	.366	1	3	.333	32	58	.552	30	40	70	2.5	31	0	13	25	3	11	115	4.1
Career	110	16	1816	16.5	175	448	.391	20	70	.286	135	207	.652	180	230	410	3.7	130	0	46	85	10	44	505	4.6

Randall, Jenny

Season	GP	GS	Min	Avg	FG	FGA	Pct	3FG	FGA	Pct	FT	FTA	Pct	Off	Def	Tot	Avg	PF	FO	A	TO	Blk	Stl	Pts	Avg
1991-92	24	13	509	21.2	63	159	.396	19	50	.380	40	58	.690	32	51	83	3.5	62	2	38	57	10	16	185	7.7
1992-93	26	5	344	13.2	30	98	.306	13	46	.283	12	15	.800	14	42	56	2.2	28	0	17	33	1	8	85	3.3
1993-94	27	27	660	24.4	101	280	.361	40	122	.328	51	59	.864	40	72	112	4.1	92	5	27	50	7	22	293	10.9
1994-95	27	27	856	31.7	109	280	.389	32	101	.317	35	49	.714	64	102	166	6.1	91	5	40	60	8	35	285	10.6
Career	104	72	2369	22.8	303	817	.371	104	319	.326	138	181	.762	150	267	417	4.0	273	12	122	200	26	81	848	8.2

ALL-TIME LETTERWINNER STATS

Rawl, Candi

Season	GP	GS	Min	Avg	FG	FGA	Pct	3FG	FGA	Pct	FT	FTA	Pct	Off	Def	Tot	Avg	PF	FO	A	TO	Blk	Stl	Pts	Avg
1981-82	6	0	5	0.9	2	8	.250				4	8	.500			7	1.2	6	0	0	7	0	3	8	1.3

Rawl, Cindy

Season	GP	GS	Min	Avg	FG	FGA	Pct	3FG	FGA	Pct	FT	FTA	Pct	Off	Def	Tot	Avg	PF	FO	A	TO	Blk	Stl	Pts	Avg
1979-80	18				4	15	.267				14	18	.778			22	1.2	17	0	10	12	2	3	22	1.2
1981-82	6	0	6	1.0	3	10	.300				4	9	.444			4	0.7	1	0	2	7	0	2	10	1.7
Career	24	0	6		7	25	.280				18	27	.667			26	1.1	18	0	12	19	2	5	32	1.3

Redd, Vania

Season	GP	GS	Min	Avg	FG	FGA	Pct	3FG	FGA	Pct	FT	FTA	Pct	Off	Def	Tot	Avg	PF	FO	A	TO	Blk	Stl	Pts	Avg
2001-02	10	0	54	5.4	4	12	.333	0	0	—	6	6	1.000	5	3	8	0.8	5	0	4	2	0	4	14	1.4
2002-03	11	0	113	10.3	6	25	.240	0	5	.000	0	1	.000	10	4	14	1.3	11	0	8	10	0	5	12	1.1
Career	21	0	167	8.0	10	37	.270	0	5	.000	6	7	.857	15	7	22	1.0	16	0	12	12	0	9	26	1.2

Reese, Tonisha

Season	GP	GS	Min	Avg	FG	FGA	Pct	3FG	FGA	Pct	FT	FTA	Pct	Off	Def	Tot	Avg	PF	FO	A	TO	Blk	Stl	Pts	Avg
2001-02	9	0	37	4.1	6	22	.273	1	12	.083	3	6	.500	2	4	6	0.7	2	0	4	5	0	0	16	1.8
2002-03	22	0	138	6.3	22	71	.310	12	43	.279	4	6	.667	6	13	19	0.9	12	0	6	15	0	5	60	2.7
Career	31	0	175	5.6	28	93	.301	13	55	.236	7	12	.583	8	17	25	0.8	14	0	10	20	0	5	76	2.5

Reeves, Pam

Season	GP	GS	Min	Avg	FG	FGA	Pct	3FG	FGA	Pct	FT	FTA	Pct	Off	Def	Tot	Avg	PF	FO	A	TO	Blk	Stl	Pts	Avg
1980-81	29	5	496	17.1	51	105	.486				9	23	.391			90	3.2	53	1	48	34	7	22	239	9.9
1981-82	7	0	38	5.4	0	7	.000				4	4	1.000			8	1.1	6	0	0	4	0	1	4	0.6
Career	36	5	534	14.8	51	112	.455				13	27	.481			98	2.7	59	1	48	38	7	23	243	6.8

Rivers, Sharon

Season	GP	GS	Min	Avg	FG	FGA	Pct	3FG	FGA	Pct	FT	FTA	Pct	Off	Def	Tot	Avg	PF	FO	A	TO	Blk	Stl	Pts	Avg
1979-80	34				70	156	.449				9	12	.750			36	1.1	49	2	59	47	2	29	149	4.4
1980-81	30	24	810	27.0	98	213	.460				27	36	.750			55	1.8	69	3	120	88	1	49	223	7.4
1981-82	31	30	1042	33.6	110	227	.485				29	39	.744			82	2.6	90	4	190	152	0	73	249	8.0
1982-83	27	24	794	29.4	85	172	.494				44	57	.772			69	2.6	83	4	143	0	4	61	214	7.9
Career	122	78	2646	21.7	363	768	.473				109	144	.757			242	2.0	291	13	512	287	7	212	835	6.8

Roszak, Kasia

Season	GP	GS	Min	Avg	FG	FGA	Pct	3FG	FGA	Pct	FT	FTA	Pct	Off	Def	Tot	Avg	PF	FO	A	TO	Blk	Stl	Pts	Avg
2002-03	21	0	156	7.4	7	23	.304	0	0	—	6	14	.429	25	30	55	2.6	22	0	0	3	2	9	20	1.0
2003-04	3	0	27	9.0	1	3	.333	0	0	—	2	2	1.000	3	5	8	2.7	0	0	0	1	0	2	4	1.3
Career	24	0	183	7.6	8	26	.308	0	0	—	8	16	.500	28	35	63	2.6	22	0	0	4	2	11	24	1.0

Rowe, Lori

Season	GP	GS	Min	Avg	FG	FGA	Pct	3FG	FGA	Pct	FT	FTA	Pct	Off	Def	Tot	Avg	PF	FO	A	TO	Blk	Stl	Pts	Avg
1984-85	4	0	4	1.0	0	3	.000				0	0	—			3	0.8	1	0	0	2	0	1	0	0.0

Roy, Tina

Season	GP	GS	Min	Avg	FG	FGA	Pct	3FG	FGA	Pct	FT	FTA	Pct	Off	Def	Tot	Avg	PF	FO	A	TO	Blk	Stl	Pts	Avg
2011-12	34	0	383	11.3	53	181	.293	32	127	.252	10	22	.455	20	29	49	1.4	20	0	10	15	1	9	148	4.4
2013-14	34	1	553	16.3	44	146	.301	20	86	.233	14	23	.609	13	56	69	2.0	19	0	48	23	9	6	122	3.6
2014-15	36	0	568	15.8	59	152	.388	46	119	.387	2	5	.400	8	59	67	1.9	19	0	78	34	5	7	166	4.6
2015-16	35	13	708	20.2	72	214	.336	66	184	.359	5	11	.455	10	46	56	1.6	12	0	75	36	2	15	215	6.1
Career	139	14	2212	15.9	228	693	.329	164	516	.318	31	61	.508	51	190	241	1.7	70	0	211	108	17	37	651	4.7

Scott, Betsy

Season	GP	GS	Min	Avg	FG	FGA	Pct	3FG	FGA	Pct	FT	FTA	Pct	Off	Def	Tot	Avg	PF	FO	A	TO	Blk	Stl	Pts	Avg
1974-75	14				15	36	.417				12	16	.750			48	3.4	23						42	3.0
1975-76	9				15	33	.455				3	5	.600			21	2.3							33	3.7
1976-77	26				101	246	.411				47	68	.691			174	6.7	54	1	1		7	11	249	9.6
1977-78	33	26			129	307	.420				36	66	.545			242	7.3	65	0	23	56	3	27	294	8.9
Career	82	26			260	622	.418				98	155	.632			485	5.9	142	1	24	56	10	38	618	7.5

ALL-TIME LETTERWINNER STATS

Segres, Shannon

Season	GP	GS	Min	Avg	FG	FGA	Pct	3FG	FGA	Pct	FT	FTA	Pct	Off	Def	Tot	Avg	PF	FO	A	TO	Blk	Stl	Pts	Avg
1998-99	27	15	534	19.8	73	185	.395	2	11	.182	70	93	.753	43	56	99	3.7	77	1	18	55	4	26	218	8.1
1999-2000	28	18	570	20.4	90	200	.450	7	29	.241	51	64	.797	44	67	111	4.0	72	2	19	73	7	23	238	8.5
2000-01	28	2	453	16.2	55	143	.385	8	21	.381	33	48	.688	46	81	127	4.5	61	1	6	42	3	14	151	5.4
2001-02	30	6	292	9.7	25	66	.379	0	7	.000	23	37	.622	33	43	76	2.5	32	0	13	23	3	9	73	2.4
Career	113	41	1849	16.4	243	594	.409	17	68	.250	177	242	.731	166	247	413	3.7	242	4	56	193	17	72	680	6.0

Sellers, Imani

Season	GP	GS	Min	Avg	FG	FGA	Pct	3FG	FGA	Pct	FT	FTA	Pct	Off	Def	Tot	Avg	PF	FO	A	TO	Blk	Stl	Pts	Avg
2010-11	15	0	54	3.6	2	11	.182	1	7	.143	2	5	.400	1	5	6	0.4	6	0	1	2	0	0	7	0.5
2011-12	17	0	62	3.6	6	18	.333	2	8	.250	3	9	.333	1	6	7	0.4	11	0	6	4	3	2	21	1.2
Career	32	0	116	3.6	8	29	.276	3	15	.200	5	14	.357	2	11	13	0.4	17	0	7	6	3	2	28	0.9

Sessions, Khadijah

Season	GP	GS	Min	Avg	FG	FGA	Pct	3FG	FGA	Pct	FT	FTA	Pct	Off	Def	Tot	Avg	PF	FO	A	TO	Blk	Stl	Pts	Avg
2012-13	33	3	570	17.3	53	151	.351	13	54	.241	72	109	.661	22	24	46	1.4	43	0	36	49	3	21	191	5.8
2013-14	29	26	761	26.2	58	159	.365	18	59	.305	74	109	.679	9	38	47	1.6	60	0	77	45	1	28	208	7.2
2014-15	37	36	814	22.0	59	147	.401	20	64	.313	27	51	.529	26	63	89	2.4	63	0	105	49	4	68	165	4.5
2015-16	35	35	896	25.6	69	154	.448	20	53	.377	69	107	.645	24	67	91	2.6	75	1	80	53	3	70	227	6.5
Career	134	100	3041	22.7	239	611	.361	71	230	.309	242	376	.644	81	192	273	2.0	241	1	298	196	11	187	791	5.9

Shue, Sue

Season	GP	GS	Min	Avg	FG	FGA	Pct	3FG	FGA	Pct	FT	FTA	Pct	Off	Def	Tot	Avg	PF	FO	A	TO	Blk	Stl	Pts	Avg
1977-78	34	29			165	376	.439				22	30	.733			190	5.6	64	1	83	112	15	46	352	10.4

Simms, Lauren

Season	GP	GS	Min	Avg	FG	FGA	Pct	3FG	FGA	Pct	FT	FTA	Pct	Off	Def	Tot	Avg	PF	FO	A	TO	Blk	Stl	Pts	Avg
2003-04	28	27	668	23.9	101	247	.409	20	60	.333	39	75	.520	37	30	67	2.4	74	3	31	45	4	42	261	9.3
2004-05	26	26	730	28.1	122	293	.416	18	78	.231	44	66	.667	47	52	99	3.8	59	1	43	63	3	32	306	11.8
2005-06	29	20	655	22.6	93	227	.410	13	40	.325	14	20	.700	30	52	82	2.8	54	1	58	76	5	34	213	7.3
2006-07	33	28	882	26.7	130	326	.399	15	64	.234	49	65	.754	36	91	127	3.8	58	0	94	79	4	51	324	9.8
Career	116	101	2935	25.3	446	1093	.408	66	242	.273	146	226	.646	150	225	375	3.2	245	5	226	263	16	159	1104	9.5

Sliskovic, Iva

Season	GP	GS	Min	Avg	FG	FGA	Pct	3FG	FGA	Pct	FT	FTA	Pct	Off	Def	Tot	Avg	PF	FO	A	TO	Blk	Stl	Pts	Avg
2003-04	28	27	822	29.4	123	224	.549	1	2	.500	61	88	.693	59	141	200	7.1	95	6	45	96	26	26	308	11
2004-05	29	23	651	22.4	74	162	.457	0	4	.000	45	65	.692	48	122	170	5.9	61	0	36	43	30	25	193	6.7
2005-06	29	19	641	22.1	78	159	.491	0	0	—	75	106	.708	40	123	163	5.6	53	0	52	54	37	28	231	8.0
2006-07	33	17	644	19.5	89	195	.456	0	1	.000	66	93	.710	50	105	155	4.7	56	0	50	55	21	31	244	7.4
Career	119	86	2758	23.2	364	740	.492	1	7	.143	247	352	.702	197	491	688	5.8	265	6	183	248	114	110	976	8.2

Southers, Brantley

Season	GP	GS	Min	Avg	FG	FGA	Pct	3FG	FGA	Pct	FT	FTA	Pct	Off	Def	Tot	Avg	PF	FO	A	TO	Blk	Stl	Pts	Avg
1981-82	31	16	828	26.7	142	273	.520				48	66	.727			172	5.5	58	1	34	12	23	45	332	10.7
1982-83	1	0	1	0.1	1	3	.333				0	0	—			2	2.0	1	0	0	1	0	0	2	2.0
1983-84	30	30	1008	33.6	239	460	.520				73	88	.830			240	8.0	78	2	0	82	0	0	551	18.4
1984-85	28	28	988	35.3	211	459	.460				60	78	.769			192	6.9	72	0	63	85	14	45	482	17.2
1985-86	30	29	1062	35.4	266	573	.464				83	97	.856			256	8.5	83	1	99	93	12	63	615	20.5
Career	120	103	3887	32.4	859	1768	.486				264	329	.802			862	7.2	292	4	196	273	49	153	1982	16.5

Spell, Tina

Season	GP	GS	Min	Avg	FG	FGA	Pct	3FG	FGA	Pct	FT	FTA	Pct	Off	Def	Tot	Avg	PF	FO	A	TO	Blk	Stl	Pts	Avg
1974-75	23				21	68	.309				10	21	.476			67	2.9	37						52	2.3

Stephens, Charenee

Season	GP	GS	Min	Avg	FG	FGA	Pct	3FG	FGA	Pct	FT	FTA	Pct	Off	Def	Tot	Avg	PF	FO	A	TO	Blk	Stl	Pts	Avg
2008-09	18	1	321	17.8	38	71	.535	0	0	—	10	18	.556	34	61	95	5.3	17	0	2	21	5	5	86	4.8
2009-10	25	2	558	22.3	88	147	.599	0	0	—	34	52	.654	78	101	179	7.2	44	0	2	28	8	21	210	8.4
2010-11	32	11	548	17.1	50	96	.521	0	0	—	23	38	.605	64	89	153	4.8	53	1	6	28	15	18	123	3.8
2011-12	35	35	713	20.4	74	141	.525	0	0	—	23	34	.676	77	98	172	4.9	54	1	14	31	24	26	171	4.9
Career	110	49	2140	19.5	250	455	.549	0	0	—	90	142	.634	253	349	599	5.4	168	2	24	108	52	70	590	5.4

Strickland, Marah

Season	GP	GS	Min	Avg	FG	FGA	Pct	3FG	FGA	Pct	FT	FTA	Pct	Off	Def	Tot	Avg	PF	FO	A	TO	Blk	Stl	Pts	Avg
2010-11	19	5	447	23.5	47	160	.294	26	101	.257	38	41	.927	14	29	43	2.3	19	0	8	27	1	5	158	8.3

ALL-TIME LETTERWINNER STATS

Stroh, Daniela

Season	GP	GS	Min	Avg	FG	FGA	Pct	3FG	FGA	Pct	FT	FTA	Pct	Off	Def	Tot	Avg	PF	FO	A	TO	Blk	Stl	Pts	Avg
2000-01	27	8	392	14.5	28	81	.346	13	37	.351	8	9	.889	2	10	12	0.4	36	2	11	33	0	5	77	2.9

Suber, Martha

Season	GP	GS	Min	Avg	FG	FGA	Pct	3FG	FGA	Pct	FT	FTA	Pct	Off	Def	Tot	Avg	PF	FO	A	TO	Blk	Stl	Pts	Avg
1974-75	30				214	509	.420				54	87	.621			216	7.2	75						482	16.1
1975-76	22				118	321	.368				22	36	.611			112	5.1							258	11.7
Career	52				332	830	.400				76	123	.618			328	6.3	75						740	14.2

Sutton, La'Keisha

Season	GP	GS	Min	Avg	FG	FGA	Pct	3FG	FGA	Pct	FT	FTA	Pct	Off	Def	Tot	Avg	PF	FO	A	TO	Blk	Stl	Pts	Avg
2008-09	28	14	734	26.2	108	263	.411	15	36	.417	77	114	.675	21	35	56	2.0	70	2	68	107	5	36	308	11.0
2009-10	29	24	858	29.6	109	273	.399	15	37	.405	49	86	.570	30	38	68	2.3	70	1	74	82	4	25	282	9.7
2010-11	33	32	1090	33.0	128	314	.408	13	55	.236	68	112	.607	30	58	88	2.7	75	1	118	130	4	47	337	10.2
2011-12	35	35	1073	30.7	140	365	.384	24	93	.258	68	90	.756	33	64	97	2.8	65	3	97	110	10	46	372	10.6
Career	125	105	3755	30.0	485	1215	.399	67	221	.303	262	402	.658	114	195	309	2.5	280	7	357	429	23	154	1299	10.4

Szakacs, Ildiko

Season	GP	GS	Min	Avg	FG	FGA	Pct	3FG	FGA	Pct	FT	FTA	Pct	Off	Def	Tot	Avg	PF	FO	A	TO	Blk	Stl	Pts	Avg
2000-01	13	0	94	7.2	7	23	.304	2	12	.167	4	4	1.000	2	9	11	0.8	9	0	5	6	1	4	20	1.5

Tate, Miranda

Season	GP	GS	Min	Avg	FG	FGA	Pct	3FG	FGA	Pct	FT	FTA	Pct	Off	Def	Tot	Avg	PF	FO	A	TO	Blk	Stl	Pts	Avg
2008-09	21	0	253	12.0	23	82	.280	11	38	.289	5	11	.455	13	27	40	1.9	17	0	9	22	3	5	62	3.0

Thomas, Michelle

Season	GP	GS	Min	Avg	FG	FGA	Pct	3FG	FGA	Pct	FT	FTA	Pct	Off	Def	Tot	Avg	PF	FO	A	TO	Blk	Stl	Pts	Avg
1982-83	13	8	161	12.4	39	101	.386				12	29	.414			77	5.9	31	2	18	24	13	11	90	6.9

Thompson, Dissy

Season	GP	GS	Min	Avg	FG	FGA	Pct	3FG	FGA	Pct	FT	FTA	Pct	Off	Def	Tot	Avg	PF	FO	A	TO	Blk	Stl	Pts	Avg
1982-83	13	0	16	1.2	3	4	.750				2	2	1.000			4	0.3	5	0	2	3	0	0	8	0.6
1983-84	12	0	53	4.4	4	11	.364				0	1	.000			8	0.7	10	0	7	4	0	4	8	0.7
Career	25	0	69	2.8	7	15	.467				2	3	.667			12	0.5	15	0	9	7	0	4	16	0.6

Thompson, Tenna

Season	GP	GS	Min	Avg	FG	FGA	Pct	3FG	FGA	Pct	FT	FTA	Pct	Off	Def	Tot	Avg	PF	FO	A	TO	Blk	Stl	Pts	Avg
1994-95	24	0	234	9.8	25	51	.490	0	0	—	7	15	.467	13	33	46	1.9	47	1	1	21	3	6	57	2.4
1995-96	11	0	101	9.2	10	22	.455	0	0	—	2	4	.500	9	12	21	1.9	25	0	1	4	1	3	22	2.0
Career	35	0	335	9.6	35	73	.479	0	0	—	9	19	.474	22	45	67	1.9	72	1	2	25	4	9	79	2.3

Timmons, Christi

Season	GP	GS	Min	Avg	FG	FGA	Pct	3FG	FGA	Pct	FT	FTA	Pct	Off	Def	Tot	Avg	PF	FO	A	TO	Blk	Stl	Pts	Avg
1991-92	28	28	932	33.3	107	299	.358	84	241	.349	28	37	.757	10	71	81	2.9	50	1	102	104	11	60	326	11.6
1992-93	26	15	532	20.5	46	146	.315	30	111	.270	12	14	.857	10	28	38	1.5	35	1	39	38	7	41	134	5.2
1993-94	26	2	724	27.8	100	288	.347	79	244	.324	19	27	.704	29	75	104	4.0	64	2	60	45	9	42	298	11.5
1994-95	27	27	874	32.4	90	281	.320	46	198	.232	18	38	.474	33	83	116	4.3	65	4	84	56	9	61	244	9.0
Career	107	72	3062	28.6	343	1014	.338	239	794	.301	77	116	.664	82	257	339	3.2	214	8	285	243	36	204	1002	9.4

Tolliver, Lakesha

Season	GP	GS	Min	Avg	FG	FGA	Pct	3FG	FGA	Pct	FT	FTA	Pct	Off	Def	Tot	Avg	PF	FO	A	TO	Blk	Stl	Pts	Avg
2003-04	1	0	4	4.0	0	1	.000	0	0	—	0	0	.000	1	1	2	2.0	0	0	0	0	0	0	0	0.0
2004-05	24	3	232	9.7	21	55	.382	0	1	.000	17	28	.607	17	38	55	2.3	31	0	4	21	42	7	59	2.5
2005-06	28	1	370	13.2	69	132	.523	0	0	—	46	76	.605	33	53	86	3.1	61	3	25	49	28	18	184	6.6
2006-07	33	8	518	15.7	91	216	.421	0	1	.000	70	110	.636	59	79	138	4.2	85	2	32	55	60	27	252	7.6
2007-08	26	20	524	20.2	91	199	.457	1	1	1.000	59	88	.670	38	96	134	5.2	70	2	34	69	47	22	242	9.3
Career	112	32	1648	14.7	272	603	.451	1	3	.333	192	302	.636	148	267	415	3.7	247	7	95	194	177	74	737	6.6

Troina, Tatyana

Season	GP	GS	Min	Avg	FG	FGA	Pct	3FG	FGA	Pct	FT	FTA	Pct	Off	Def	Tot	Avg	PF	FO	A	TO	Blk	Stl	Pts	Avg
2000-01	28	18	669	23.9	104	267	.390	44	138	.319	47	63	.746	62	63	125	4.5	66	2	45	64	9	24	299	10.7
2001-02	31	4	566	18.3	86	210	.410	48	135	.356	15	24	.625	45	48	93	3.0	59	1	34	46	7	25	235	7.6
Career	59	22	1235	20.9	190	477	.398	92	273	.337	62	87	.713	107	111	218	3.7	125	3	79	110	16	49	534	9.1

ALL-TIME LETTERWINNER STATS

Ujhelyi, Petra

Season	GP	GS	Min	Avg	FG	FGA	Pct	3FG	FGA	Pct	FT	FTA	Pct	Off	Def	Tot	Avg	PF	FO	A	TO	Blk	Stl	Pts	Avg
1999-2000	28	24	732	26.1	70	179	.391	1	8	.125	33	44	.750	54	126	180	6.4	79	1	56	66	27	43	174	6.2
2000-01	28	26	651	23.3	96	207	.464	0	2	.000	44	81	.543	53	124	177	6.3	89	5	42	59	23	33	236	8.4
2001-02	32	28	830	25.9	93	215	.433	0	6	.000	32	66	.485	58	131	189	5.9	87	3	64	56	45	57	218	6.8
2002-03	31	31	1067	34.4	155	343	.452	5	17	.294	47	89	.528	90	198	288	9.3	84	5	102	80	48	49	362	11.7
Career	119	109	3280	27.6	414	944	.439	6	33	.182	156	280	.557	255	579	834	7.0	339	14	264	261	143	182	990	8.3

Walker, Candace

Season	GP	GS	Min	Avg	FG	FGA	Pct	3FG	FGA	Pct	FT	FTA	Pct	Off	Def	Tot	Avg	PF	FO	A	TO	Blk	Stl	Pts	Avg
1975-76	5				2	5	.400				1	3	.333			4	0.8							5	1.0
1976-77	22				13	41	.317				5	10	.500			34	1.5	19	0	2		5	3	31	1.4
1977-78	7	0			2	4	.500				3	4	.750			10	1.4	7	0	1	4	0	1	7	1.0
Career	34				17	50	.340				9	17	.529			48	1.4	26	0	3	4	5	4	43	1.3

Walker, leasia

Season	GP	GS	Min	Avg	FG	FGA	Pct	3FG	FGA	Pct	FT	FTA	Pct	Off	Def	Tot	Avg	PF	FO	A	TO	Blk	Stl	Pts	Avg
2009-10	29	6	589	20.3	57	174	.328	17	47	.362	26	40	.650	31	44	75	2.6	55	0	35	58	8	26	157	5.4
2010-11	33	31	991	30.0	137	389	.352	38	132	.288	91	146	.623	37	90	127	3.8	81	2	56	82	10	79	406	12.2
2011-12	35	33	1040	29.7	98	310	.316	20	85	.235	59	89	.663	35	116	151	4.3	72	1	113	90	19	63	275	7.9
2012-13	33	33	1086	32.9	114	335	.340	43	141	.305	51	90	.567	33	96	129	3.9	56	0	108	89	15	90	322	9.8
Career	130	103	3706	28.5	406	1208	.336	118	405	.291	227	365	.622	136	346	482	3.7	264	3	312	319	52	258	1157	8.9

Walker, Sally

Season	GP	GS	Min	Avg	FG	FGA	Pct	3FG	FGA	Pct	FT	FTA	Pct	Off	Def	Tot	Avg	PF	FO	A	TO	Blk	Stl	Pts	Avg
1975-76	12				28	86	.326				10	16	.625			42	3.5							66	5.5

Walling, Jean

Season	GP	GS	Min	Avg	FG	FGA	Pct	3FG	FGA	Pct	FT	FTA	Pct	Off	Def	Tot	Avg	PF	FO	A	TO	Blk	Stl	Pts	Avg
1977-78	34	24			162	330	.491				39	64	.609			302	8.9	63	0	55	99	31	46	363	10.7
1978-79	37				191	388	.492				84	123	.683			269	7.3							466	12.6
1979-80	36				98	217	.452				38	49	.776			183	5.1	73	1	53	35	12	28	234	6.5
Career	107	24			451	935	.482				161	236	.682			754	7.0	136	1	108	134	43	74	1063	9.9

Welch, Aleighsa

Season	GP	GS	Min	Avg	FG	FGA	Pct	3FG	FGA	Pct	FT	FTA	Pct	Off	Def	Tot	Avg	PF	FO	A	TO	Blk	Stl	Pts	Avg
2011-12	33	2	694	21.0	98	167	.587	0	1	.000	56	98	.571	104	96	200	6.1	41	0	18	40	22	19	252	7.6
2012-13	33	33	981	29.7	134	224	.598	1	1	1.000	126	178	.708	131	124	255	7.7	56	0	34	53	23	26	395	12.0
2013-14	34	33	1037	30.5	175	305	.574	1	1	1.000	116	194	.598	107	153	260	7.6	61	0	67	64	47	29	467	13.7
2014-15	37	37	973	26.3	153	274	.558	0	1	.000	31	75	.413	107	134	241	6.5	59	2	71	60	38	21	337	9.1
Career	137	105	3685	26.9	560	970	.577	2	4	.500	329	545	.604	449	507	956	7.0	217	2	190	217	130	95	1451	10.6

Wells, Amy

Season	GP	GS	Min	Avg	FG	FGA	Pct	3FG	FGA	Pct	FT	FTA	Pct	Off	Def	Tot	Avg	PF	FO	A	TO	Blk	Stl	Pts	Avg
1995-96	6	0	42	7.0	8	15	.533	0	0	—	2	4	.500	9	12	21	3.5	5	0	0	6	0	4	18	3.0

Wheaton, Krysti

Season	GP	GS	Min	Avg	FG	FGA	Pct	3FG	FGA	Pct	FT	FTA	Pct	Off	Def	Tot	Avg	PF	FO	A	TO	Blk	Stl	Pts	Avg
1982-83	20	0	122	6.1	12	37	.324				4	14	.286			25	1.3	19	0	3	15	2	2	28	1.4

Wheeler, Sada

Season	GP	GS	Min	Avg	FG	FGA	Pct	3FG	FGA	Pct	FT	FTA	Pct	Off	Def	Tot	Avg	PF	FO	A	TO	Blk	Stl	Pts	Avg
2008-09	6	0	67	11.2	10	23	.435	0	0	—	2	5	.400	10	5	15	2.5	10	0	0	7	4	1	22	3.7

White, Jatarie

Season	GP	GS	Min	Avg	FG	FGA	Pct	3FG	FGA	Pct	FT	FTA	Pct	Off	Def	Tot	Avg	PF	FO	A	TO	Blk	Stl	Pts	Avg
2014-15	20	0	184	9.2	20	49	.408	0	0	—	9	14	.643	16	28	44	2.2	20	0	7	14	5	7	49	2.5
2015-16	32	0	406	12.7	30	88	.341	0	3	.000	32	52	.615	26	67	93	2.9	57	0	18	22	13	6	92	2.9
Career	52	0	590	11.3	50	137	.365	0	3	.000	41	66	.621	42	95	137	2.6	77	0	25	36	18	13	141	2.7

White, Sancheon

Season	GP	GS	Min	Avg	FG	FGA	Pct	3FG	FGA	Pct	FT	FTA	Pct	Off	Def	Tot	Avg	PF	FO	A	TO	Blk	Stl	Pts	Avg
2011-12	35	1	460	13.1	45	131	.344	7	30	.233	25	43	.581	31	54	85	2.4	49	0	21	30	7	30	122	3.5
2012-13	33	33	858	26.0	58	190	.305	10	53	.189	20	29	.690	55	80	135	4.1	72	1	30	36	15	33	146	4.4
Career	68	34	1318	19.4	103	321	.321	17	83	.205	45	72	.625	86	134	220	3.2	121	1	51	66	22	63	268	3.9

ALL-TIME LETTERWINNER STATS

White, Zenovia

Season	GP	GS	Min	Avg	FG	FGA	Pct	3FG	FGA	Pct	FT	FTA	Pct	Off	Def	Tot	Avg	PF	FO	A	TO	Blk	Stl	Pts	Avg
1996-97	27	27	630	23.3	61	167	.365	0	2	.000	19	39	.487	58	44	102	3.8	72	3	28	74	4	30	141	5.2
1997-98	28	28	805	28.8	75	181	.414	0	6	.000	21	40	.525	74	52	126	4.5	99	7	53	74	2	25	171	6.1
Career	55	55	1435	26.1	136	348	.391	0	8	.000	40	79	.506	132	96	228	4.1	171	10	81	148	6	55	312	5.7

Wiggins, Beth

Season	GP	GS	Min	Avg	FG	FGA	Pct	3FG	FGA	Pct	FT	FTA	Pct	Off	Def	Tot	Avg	PF	FO	A	TO	Blk	Stl	Pts	Avg
1974-75	8				0	2	.000				1	4	.250			1	0.1	6						1	0.1

Wilkins, Shayla

Season	GP	GS	Min	Avg	FG	FGA	Pct	3FG	FGA	Pct	FT	FTA	Pct	Off	Def	Tot	Avg	PF	FO	A	TO	Blk	Stl	Pts	Avg
1990-91	2	0	10	5.0	0	3	.000	0	0	—	0	0	—	1	0	1	0.5	0	0	1	2	0	1	0	0.0
1991-92	28	9	409	14.6	32	83	.386	2	7	.286	21	30	.700	35	37	72	2.6	24	0	21	42	3	30	87	3.1
1992-93	14	0	85	6.1	8	30	.267	1	2	.500	3	8	.375	9	3	12	0.9	17	0	4	10	2	7	20	1.4
1993-94	27	0	372	13.8	33	71	.465	1	3	.333	14	32	.438	47	61	108	4.0	42	1	13	26	3	10	81	3.0
Career	71	9	876	12.3	73	187	.390	4	12	.333	38	70	.543	92	101	193	2.7	83	1	39	80	8	48	188	2.7

Williams, Lisa

Season	GP	GS	Min	Avg	FG	FGA	Pct	3FG	FGA	Pct	FT	FTA	Pct	Off	Def	Tot	Avg	PF	FO	A	TO	Blk	Stl	Pts	Avg
1995-96	28	9	621	22.2	82	234	.350	24	75	.320	32	50	.640	38	56	94	3.4	55	0	54	65	10	38	220	7.9
1996-97	27	25	724	26.8	83	231	.359	16	64	.250	79	99	.798	41	66	107	4.0	67	0	57	115	7	48	261	9.7
1997-98	28	28	880	31.4	127	350	.363	26	109	.239	66	92	.717	58	78	136	4.9	105	7	103	99	9	64	346	12.4
1998-99	27	26	774	28.7	95	264	.360	33	111	.297	49	73	.671	51	50	101	3.7	84	6	99	83	3	63	272	10.1
Career	110	88	2999	27.3	387	1079	.359	99	359	.276	226	314	.720	188	250	438	4.0	311	13	313	362	29	213	1099	10.0

Williams, Marsha

Season	GP	GS	Min	Avg	FG	FGA	Pct	3FG	FGA	Pct	FT	FTA	Pct	Off	Def	Tot	Avg	PF	FO	A	TO	Blk	Stl	Pts	Avg
1989-90	33	0	430	13.0	57	131	.435	0	0	—	42	65	.646	65	87	152	4.6	84	3	3	43	6	11	156	4.7
1990-91	31	30	947	30.5	209	440	.475	0	0	—	87	128	.680	126	177	303	9.8	95	4	24	85	19	17	505	16.3
1991-92	28	28	924	33.0	236	508	.465	0	0	—	126	200	.630	133	182	315	11.3	79	3	21	94	17	26	598	21.4
1992-93	24	22	771	32.1	131	310	.423	0	0	—	64	120	.533	103	153	256	10.7	60	2	14	72	16	26	326	13.6
Career	116	80	3072	26.5	633	1389	.456	0	0	—	319	513	.622	427	599	1026	8.8	318	12	62	294	58	80	1585	13.7

Williams, Monica

Season	GP	GS	Min	Avg	FG	FGA	Pct	3FG	FGA	Pct	FT	FTA	Pct	Off	Def	Tot	Avg	PF	FO	A	TO	Blk	Stl	Pts	Avg
1983-84	30	1	468	15.6	59	133	.444				21	36	.583			89	2.9	55	1	28	43	9	34	139	4.6
1984-85	28	14	714	25.5	123	251	.490				23	40	.575			106	3.8	85	3	43	55	12	42	269	9.6
1985-86	6	6	184	30.6	27	53	.509				7	10	.700			39	6.5	19	1	16	19	1	10	61	10.2
1986-87	30	30	963	32.1	129	326	.396				55	72	.764			173	5.8	89	4	116	90	13	65	313	10.4
1987-88	32	30	899	28.1	113	268	.422	0	8	.000	49	65	.754	64	106	170	5.3	82	1	94	78	16	62	275	8.6
Career	126	81	3228	25.6	451	1031	.437	0	8	.000	155	223	.695	64	106	577	4.6	330	10	297	285	51	213	1057	8.4

Williams, Tonia

Season	GP	GS	Min	Avg	FG	FGA	Pct	3FG	FGA	Pct	FT	FTA	Pct	Off	Def	Tot	Avg	PF	FO	A	TO	Blk	Stl	Pts	Avg
2008-09	11	1	127	11.5	23	46	.500	2	5	.400	11	19	.579	12	33	45	4.1	16	0	3	12	3	5	59	5.4

Wilson, A'ja

Season	GP	GS	Min	Avg	FG	FGA	Pct	3FG	FGA	Pct	FT	FTA	Pct	Off	Def	Tot	Avg	PF	FO	A	TO	Blk	Stl	Pts	Avg
2014-15	37	1	734	19.8	177	329	.538	1	3	.333	131	198	.662	78	165	243	6.6	72	1	37	62	65	32	486	13.1
2015-16	33	32	895	27.1	205	386	.531	0	0	—	120	166	.723	88	199	287	8.7	78	1	47	74	103	27	530	16.1
Career	70	33	1629	23.3	382	715	.534	1	3	.333	251	364	.690	166	364	530	7.6	150	2	84	136	168	59	1016	14.5

Wilson, Ebony

Season	GP	GS	Min	Avg	FG	FGA	Pct	3FG	FGA	Pct	FT	FTA	Pct	Off	Def	Tot	Avg	PF	FO	A	TO	Blk	Stl	Pts	Avg
2009-10	26	2	239	9.2	12	23	.522	0	2	.000	11	14	.786	21	14	35	1.3	27	0	0	8	2	5	35	1.3
2010-11	28	3	223	8.0	4	20	.200	0	5	.000	2	7	.286	15	14	29	1.0	23	0	3	9	3	11	10	0.4
2011-12	31	1	271	8.7	12	25	.480	1	3	.333	16	23	.696	14	21	35	1.1	31	0	7	16	4	11	41	1.3
Career	85	6	733	8.6	28	68	.412	1	10	.100	29	44	.659	50	49	99	1.2	81	0	10	33	9	27	86	1.0

Wolfe, Janice

Season	GP	GS	Min	Avg	FG	FGA	Pct	3FG	FGA	Pct	FT	FTA	Pct	Off	Def	Tot	Avg	PF	FO	A	TO	Blk	Stl	Pts	Avg
1975-76	21				71	157	.452				45	77	.584			137	6.5							187	8.9
1976-77	26				131	325	.403				55	111	.495			222	8.5	87	5	13		24	36	317	12.2
Career	47				202	482	.419				100	188	.532			359	7.6	87	5	13		24	36	504	10.7

ALL-TIME LETTERWINNER STATS

Woods, Teresa

Season	GP	GS	Min	Avg	FG	FGA	Pct	3FG	FGA	Pct	FT	FTA	Pct	Off	Def	Tot	Avg	PF	FO	A	TO	Blk	Stl	Pts	Avg
1974-75	20				15	38	.395				11	14	.786			13	0.7	17						41	2.1

Woolston, Suzanne

Season	GP	GS	Min	Avg	FG	FGA	Pct	3FG	FGA	Pct	FT	FTA	Pct	Off	Def	Tot	Avg	PF	FO	A	TO	Blk	Stl	Pts	Avg
1978-79	32				32	80	.400				10	15	.667			72	2.3							74	2.3
1979-80	34				94	250	.376				37	45	.822			86	2.5	84	3	75	79	5	65	225	6.6
Career	66				126	330	.382				47	60	.783			158	2.4	84	3	75	79	5	65	299	4.5

Workman, Paula

Season	GP	GS	Min	Avg	FG	FGA	Pct	3FG	FGA	Pct	FT	FTA	Pct	Off	Def	Tot	Avg	PF	FO	A	TO	Blk	Stl	Pts	Avg
1974-75	15				19	39	.487				13	32	.406			52	3.5	26						51	3.4
1975-76	21				31	99	.313				14	43	.326			145	6.9							76	3.6
Career	36				50	138	.362				27	75	.360			197	5.5	26						127	3.5

Zackery, Kellindra

Season	GP	GS	Min	Avg	FG	FGA	Pct	3FG	FGA	Pct	FT	FTA	Pct	Off	Def	Tot	Avg	PF	FO	A	TO	Blk	Stl	Pts	Avg
2006-07	29	1	352	12.1	48	125	.384	1	4	.250	24	39	.615	46	44	90	3.1	28	0	18	43	1	21	121	4.2

LETTERWINNERS BY STATE/COUNTRY

Alabama (2)

Birmingham

Samone Kennedy 2008-11

Mobile

Erica Gullett..... 1993-94

Connecticut (1)

Trumbull

Pat Dufficy 1980-82

Florida (10)

Campbellton

Zenovia White 1997-98

Ft. Lauderdale

Mona Nance1982

Jacksonville

Kayla Brewer2011

Natalie Howard..... 1987-88

Longwood

Laura Glass..... 1985-88

Peggy Glass..... 1985-88

Newberry

Nicki Bass 1991-94

Okeechobee

Philicia Allen 1981-82

Orlando

Cynthia Jacobs 1979-80

Tampa

Markeshia Grant 2011-12

Georgia (19)

Atlanta

Tina Buck1982

Lauren Falohun 2008-10

Blairstown

Wendy Moss 1991-94

Conyers

Jewel May..... 2008-11

Jocelyn Penn..... 1999-2003

Decatur

Charenee Stephens 2009-12

Fayetteville

Elem Ibiam 2012-15

Flowerly Branch

Courtney Newton 2008-12

Gainesville

Sada Wheeler2009

Lawrenceville

Stacy Booker 2004-07

Shannel Harris 2004-07

Mableton

Amy Wells.....1996

Norcross

Annie Lester 1997-2000

Rome

Cheryl Autry 1979-80

Pam Reeves 1981-82

Snellville

C.J. Pace..... 2008-09

Stone Mountain

Ashley Billingslea.....2008

Suwanee

Jordan Jones2008

Warner Robins

Tonia Williams.....2009

Illinois (3)

Bolingbrook

Miranda Tate2009

East St. Louis

Rachell Lee..... 1997-98

Park Forest South

Michelle Thomas.....1983

Indiana (3)

Carmel

Lisa Williams..... 1996-99

Gary

Krysti Wheaton.....1983

Hammond

Sancheon White 2012-13

Kentucky (2)

Madisonville

Shannon Belcher1984

Mt. Sterling

Jenny Randall..... 1992-95

Louisiana (1)

Kaplan

Tina Roy 2012-16

Maryland (2)

Hagerstown

Lori Rowe1985

Mt. Airy

Marah Strickland.....2011

Massachusetts (2)

Boston

Medina Dixon.....1982

Wakefield

Renee Najarian..... 1984-85

Michigan (1)

Lansing

Evelyn Johnson..... 1980-83

Minnesota (1)

New York Mills

Colleen Frost..... 1983-85

Mississippi (1)

Bay Springs

Jasmine Payne2008

New Jersey (6)

Cherry Hill

Sue Shue1978

New Brunswick

Maryann Chibbaro.....1980

Newark

Donyah Cliney 2016-present

Ebony Wilson 2010-12

Kellindra Zackery.....2007

Trenton

La'Keisha Sutton 2009-12

New York (6)

Bronx

Bianca Cuevas..... 2015-present

Amityville

Ieasia Walker 2010-13

Little Neck

Betsy Platte 1977-78

Liverpool

Dawn Clark1978

Massapequa

MaryJo Lorello1978

Syracuse

Kelly Morrone..... 2000-04

North Carolina (10)

Chadbourn

Treka McMillian..... 1989-92

Charlotte

Tiffany Mitchell 2013-16

Jatarie White 2015-16

Lenoir

Schonna Banner 1987-90

Morehead City

Mindy Ballou 1983-86

Raleigh

Gwen Lynch..... 1983-85

Salisbury

Donna Carr..... 1996-98

Sanford

Cindy Kelly..... 1993-96

Statesville

Heather Godfrey 1995-98

Wendell

Audrey Ramsey 1995-98

Ohio (3)

Brook Park

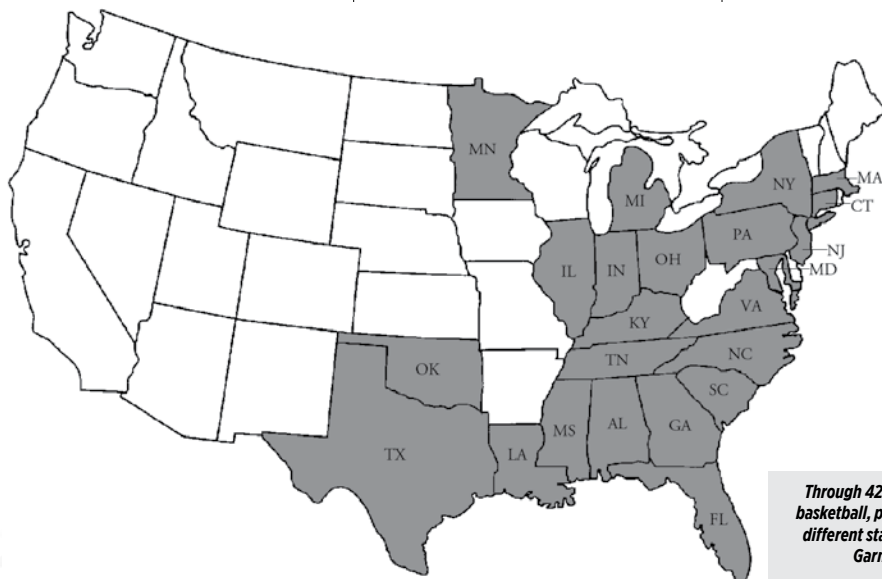
Sarah Burgess 2003-05

Edgerton

Lynette Keppeler1997

St. Mary's

Nikki Miars..... 1996-99



Through 42 seasons of women's basketball, players hailing from 23 different states have donned the Garnet and Black.

LETTERWINNERS BY STATE/COUNTRY

Oklahoma (1)

Norman

Ashley Bruner..... 2010-13

Pennsylvania (2)

Jeannette

Ruthann Burgun1978

Pittsburgh

Tammy Harvey 1984-87

South Carolina (77)

Aiken

Darcell Bell1978

Ebony Jones 2005-08

Casie Key 1997-2000

Barnwell

Melanie Johnson 2005-07

Brenda Paulk 1976-77

Bennettsville

Sherry David 1988-91

Lisa Malichi1983

Bishopville

Demetress Adams..... 2006-09

Boiling Springs

Sheila Foster 1979-82

Canden

Natalie Funderburk..... 1993-96

Chester

Olivia Gaines 2014-15

Tenna Thompson 1995-96

Clover

Ann Gardner 1988-91

Columbia

Lisa Diaz 1987-90

Brionna Dickerson 2006-09

Asia Dozier.....2013-16

Kaydra Duckett..... 2015-16

Teresa Geter 2001-02

Shaunzinski Gortman...1999-2002

Sara Hadwin 1997-98

Angela Hunter..... 2005-06

Amy McAlister1984, 1986

Marsi McAlister..... 1982-85

Maureen McCauley..... 1975-77

Michelle Murray..... 1990-93

Melanie Murry 2001-02

Jaima Oxley.....1978

Karen Pappas..... 1975-76

Becky Parker 1980-83

Martha Parker 1986-89

Lauren Simms 2004-07

Brantley Southers 1982-86

Lakesha Tolliver..... 2004-08

Candace Walker 1976-78

Jean Walling..... 1978-80

Suzanne Woolston..... 1979-80

Cope

Janice Wolfe 1976-77

Darlington

Charlene DuBose 1975-76

Duncan

Beverly Hawkins 1988-91

Florence

Sharon Rivers 1980-83

Gaffney

Shayla Wilkins..... 1991-94

Garden City

Beth Hunt..... 1989-90

Goose Creek

Aleighsa Welch 2012-15

Graniteville

Sharon Gilmore..... 1983-86

Hampton

Lori Joyner 1989-93

Hartsville

Shannon Johnson 1993-96

Malinda McDaniel..... 1993-94

Heath Springs

Monica Williams..... 1984-88

Holly Hill

Imani Sellers..... 2011-12

Hopkins

Tonisha Reese..... 2002-03

A'ja Wilson..... 2015-present

Inman

Chrishna Hill 1999-2002

Irmo

Alaina Coates 2014-present

Edith Cook1977

Dawn Raab 1985-88

Johnston

Betsy Scott 1975-78

Lexington

Cindy Rawl.....1980, 1982

Manning

Tracey Parker..... 1988-89

Marietta

Pam Adams1978

McBee

Karen Middleton..... 1988-91

Monck's Corner

LeAnna Morrison.....2014

Marsha Williams 1990-93

Mt. Pleasant

Lorraine Frazier 1987-88

Myrtle Beach

Brit Cauty 1992-94

Koretha Johnson2003

Khadijah Sessions..... 2013-16

North Myrtle Beach

India Farmer 2014-16

Orangeburg

Liz Conklin.....1977

Tasha Cook2001

Pickens

Dixie Duncan.....1977

Spartanburg

Denise Nanney..... 1975-77

St. Matthews

Rita Johnson 1978-81

Sumter

Betsy James1977

Swansea

Shanta Jeffcoat..... 1997-2000

Timmonsville

Katrina Anderson 1978-79

West Columbia

Vania Redd.....2002-03

Whitmire

Martha Suber 1975-76

Tennessee (3)

Cleveland

Trese Hickey.....1996

Maryville

Andrea Plemons2000

Pigeon Forge

Christi Timmons..... 1992-95

Texas (2)

Houston

Kelsey Bone.....2010

Tiffany Davis 2013-present

Virginia (3)

Dale City

Shannon Segres 1999-2002

Fairfax

Dissy Thompson 1983-84

Woodbridge

Joyce Gilbert 1977-78

International

Belarus (1)

Minsk

Tatyana Troina 2001-02

Fiji (1)

Suva

Valerie Nainima.....2010-11

Nigeria (1)

Abuja

Sarah Imovbioh..... 2016

Turkey (1)

Istanbul

Nihan Anaz 2001

Bulgaria (1)

Sofia

Pamela Decheva 2012

France (1)

Cayenne, French Guinana

Wilka Montout2013-14

Poland (1)

Szamotuly

Kasia Roszak2003-04

Yugoslavia (1)

Belgrade

Ines Ajanovic..... 1999-2002

Canada (1)

Brampton, Ontario

Shay Colley 2016

Germany (1)

Wuppertal

Daniela Strohm..... 2001

Croatia (2)

New Zagreb

Lea Fabbri2004-07

Zagreb

Iva Sliskovic.....2004-07

Hungary (3)

Budapest

Viktoria Hollosy.....2000-01

Petra Ujhelyi2000-03

Pecs

Ildiko Szakacs..... 2001

Romania (2)

Bucharest

Cristina Ciocan2001-04

Cluj

Larissa Kulcsar.....2004-07

Russia (1)

St. Petersburg

Olga Gritsaeva.....2003-06

Sweden (1)

Stockholm

Linda Hoglund.....2000-03

LETTERWINNERS BY JERSEY NUMBER

00
Beth Hunt.....1989-90
Petra Ujhelyi2000-03

0
Imani Sellers.....2011-12
India Farmer2014-15
Shay Colley 2016

1
Andrea Plemons 2000
Nihan Anaz 2001
Ebony Wilson2010-12
Bianca Cuevas..2015-present

2
Vania Redd.....2002-03
Stacy Booker2006-07
Ieasia Walker 2013
Olivia Gaines2014-15

3
Amy McAlister . 1984, 1986
Tracey Parker..... 1988-89
Koretha Johnson 2003
Lauren Falohun2008-10
Ieasia Walker2011-12
Kaydra Duckett.....2015-16

4
Lori Joyner 1989-93
Melanie Murry2001-02
Samone Kennedy ..2008-11
Doniyah Cliney... 2016-pres.

5
Pam Reeves 1981-82
Ines Ajanovic..... 1999-2002
Lea Fabbri2004-07
Ashlie Billingslea 2008
Kelsey Bone..... 2010
Markeshia Grant ...2011-12
Khadijah Sessions 2013-16

10
Liz Conklin 1977
Pam Adams 1978
Cheryl Autry 1979-80
Tina Buck 1982
Lori Rowe 1985
Natalie Howard..... 1987-88
Kelly Morrone.....2000-04
C.J. Pace.....2008-09
Kayla Brewer 2011

11
Edith Cook 1977
Joyce Gilbert 1978
Dawn Raab 1985-88
Nicki Bass 1991-94
Crishna Hill2000-02
Shannel Harris2004-07
La'Keisha Sutton ...2009-12

12
Charlene DuBose 1975
Betsy James 1977
Rita Johnson 1978-81
Brantley Southers .. 1982-86
Michelle Murray.... 1990-93
Sara Hadwin 1997-98
Crishna Hill 1999
Tasha Cook 2001
Tonisha Reese..... 2002
Sarah Burgess2003-05
Charenee Stephens..2009-12
Wilka Montout2012-14



13
Sharon Rivers 1980-83
Martha Parker..1986-89



14
Betsy Platte..... 1977-78
Marsi McAlister. 1982-85
Lorraine Frazier.. 1987-88
Shannon Johnson..1993-96
Ildiko Szakacs2001
Olga Gritsaeva2003
Iva Sliskovic..... 2004-07
Ieasia Walker2010

15
Phylicia Allen 1981-82
Malinda McDaniel 1993-94
Cristina Ciocan2001-04
Ilona Burgrova.....2005-08
Tiffany Davis...2012-present

20
Martha Suber 1975
Candace Walker 1976, 1978
Joyce Gilbert 1977

Maryann Chibbaro..... 1980
Krysti Wheaton..... 1983
Karen Middleton... 1988-91
Christi Timmons... 1992-95
Olga Gristaeva.....2004-06
Jasmine Payne 2008
Sancheon White..... 2012-13

21
Brenda Paulk..... 1977
Dawn Clark 1978
Dissy Thompson 1984
Laura Glass.....1985-88
Viktoria Hollosy....2000-01
Tonisha Reese..... 2003
Miranda Tate..... 2009
Ashley Bruner.....2010-13
LeAnna Morrison..... 2014

22
Denise Nanney..... 1977
Katrina Anderson ..1978-79
Monica Williams... 1984-88
Lisa Williams.....1996-99
Angela Hunter.....2005-06
Courtney Newton.. 2008-12
Aja Wilson.....2015-present

23
Dixie Duncan..... 1977
Suzanne Woolston. 1979-80
Peggy Glass..... 1985-88
Marsha Williams ... 1990-93
Melanie Johnson ...2005-07
Brionna Dickerson ..2008-09
Tina Roy2012-16

24
Paula Workman..... 1976
Maureen McCauley.... 1977
Sue Shue 1978
Becky Parker 1980-83
Ellen Gill..... 1995
Donna Carr..... 1996-98
Daniela Strohm 2001
Ebony Jones 2005
Demetress Adams..2006-09
Marah Strickland..... 2011
Aleighsa Welch..... 2012-15
Sarah Imobviah2016

25
Candace Walker 1977
Ruthann Burgun 1978
Patt Dufficy 1980-82
Gwen Lynch..... 1983-85
Beverly Hawkins ... 1988-91
Britt Canty 1992-94
Ebony Jones 2006-08
Tiffany Mitchell 2012-16

30
Betsy Scott 1977
Jaima Oxley..... 1978
Cindy Rawl..... 1980, 1982
Tammy Harvey 1984-87
Shayla Wilkins..... 1991-94
Heather Godfrey ... 1995-98
Tatyana Troina2001-02
Lauren Simms2004-07
Pamela Decheva 2012

31
Dissy Thompson 1983
Schonna Banner 1987-90
Wendy Moss 1991-94
Stacy Booker2004-05
Kellinda Zackery 2007
Valerie Nainima.....2010-11
Asia Dozier.....2012-16

32
Betsy Scott .. 1975-76, 1978
Janice Wolfe 1977
Jean Walling..... 1979-80
Frani Washington..... 1981
Sharon Gilmore.....1983-86
Sherry David 1988-91
Trese Hickey..... 1996
Shaun Gortman 1999-2002
Brionna Dickerson ..2006-07
Tonia Williams..... 2009

33
Darcell Bell 1978
Colleen Frost..... 1983-85
Natalie Funderburk ..1993-96
Casie Key 1997-2000
Jordan Jones 2008
Elem Ibiam 2012-15

34
Mona Nance 1982
Shannon Belcher 1984
Ann Gardner..... 1988-91
Audrey Ramsey 1995-98
Shannon Segres.. 1999-2002
Sada Wheeler 2009

35
Trekka McMillian.... 1989-92
Amy Wells..... 1996
Elin Lewis 1998

40
Michelle Thomas..... 1983
Tenna Thompson .. 1995-96
Teresa Geter 2001-02
Kasia Roszak 2003-04
Jatarie White 2015-16

41
Cindy Kelly..... 1993-96
Zenovia White 1997-98
Lakesha Tolliver.....2004-08
Alaina Coates...2014-present

42
Jean Walling..... 1978
Cynthia Jacobs 1979-80
Nikki Miars..... 1996-99

44
MaryJo Lorello 1978
Medina Dixon..... 1982
Mindy Ballou 1983-86
Jenny Randall..... 1992-95
Annie Lester..... 1997-2000
India Farmer 2016

45
Lynette Keppler..... 1997
Jocelyn Penn..... 1999-2003

50
Renee Najarian..... 1984-85

51
Shanta Jeffcoat... 1997-2000

52
Evelyn Johnson..... 1980-83
Lisa Diaz 1987-90
Erica Gullett..... 1993-94
Jewel May.....2008-11



53
Sheila Foster..... 1979-82

55
Lisa Malichi 1983
Rachell Lee..... 1997-98
Linda Hoglelund.....2000-03
Larissa Kulcsar..... 2004-07

Bold indicates player for whom number is retired
Italics indicates current player

YEAR-BY-YEAR RESULTS

1974-75

Inaugural Season Head Coach Pam Backhaus Overall Record: 18-12

12/2	Anderson	L	60-99
12/6	College of Charleston	W	86-74
12/7	Francis Marion	W	86-54
12/10	Claffin	W	71-67
12/11	Lander	W	80-61
1/10	Anderson	W	74-73
1/10	Francis Marion	W	75-51
1/11	Mercer	L	63-81
1/14	Francis Marion	W	62-50
1/16	South Carolina State	L	48-49
1/17	Appalachian State	W	55-53
1/20	Lander	W	94-38
1/22	Francis Marion	W	70-63
1/24	UNC Greensboro	W	70-54
1/28	Anderson	W	80-63
2/1	St. Augustine's	W	62-52
2/3	UNC Greensboro	W	71-66
2/5	Elon	L	79-90
2/6	Davidson	W	75-48
2/10	South Carolina State	W	65-57
2/12	at C. of Charleston	L	55-59
2/14	UNC Greensboro	L	84-86
2/15	East Carolina	L	64-74
2/19	Winthrop	L	77-79
2/27	Voorhees	W	81-62
2/28	vs. Coastal Carolina	W	66-47
3/1	South Carolina State	L	55-66
3/1	Winthrop	L	57-82
3/6	at Elon +	L	77-82
3/7	vs. James Madison +	L	61-71

+ ALAW Region II Tournament (Elon, N.C.)

1975-76

Head Coach Frankie Porter Overall Record: 7-15

12/2	South Carolina State	L	64-70
12/9	Voorhees	W	81-73
1/10	Clemson	L	61-66
1/14	South Carolina State	L	67-79
1/17	Federal City	W	86-72
1/19	Winthrop	L	73-75
1/24	North Carolina	L	67-75
1/26	C. of Charleston	L	93-116
1/28	Francis Marion	L	77-78
1/31	at Furman	W	79-59
2/2	Voorhees	W	88-74
2/7	Anderson	L	53-66
2/12	vs. Anderson @	L	60-69
2/13	vs. Georgia @	L	60-62
2/18	Francis Marion	L	74-91
2/21	Clemson	L	62-73
	Anderson	L	76-82
	C. of Charleston	L	56-65
	C. of Charleston	L	70-74
	Francis Marion	W	79-65
	South Carolina State	W	75-72
	Winthrop	W	74-66

@ Winthrop Invitational (Rock Hill, S.C.)

1976-77

Head Coach Pam Backhaus Overall Record: 8-18

12/7	at Claffin	L	64-84
12/11	at North Greenville	L	64-71
1/11	at C. of Charleston	L	68-94
1/12	Francis Marion	L	58-74
1/14	Winthrop	W	81-78
1/18	Claffin	L	81-88
1/20	South Carolina State	L	78-89
1/22	Clemson	L	60-92
1/24	at Columbia College	W	87-61
1/26	at South Carolina State	L	58-65
1/29	Furman	W	111-68
1/31	Anderson	L	65-78
2/2	North Greenville	W	77-70
2/5	at Voorhees	W	75-58
2/10	vs. Old Dominion @	L	44-63
2/11	vs. James Madison @	L	54-73
2/17	at Winthrop <	L	68-79
2/18	vs. East Carolina <	W	74-44
2/19	vs. Appalachian State <	L	69-89
2/21	at Francis Marion	L	85-92
2/23	at Clemson	L	74-80
2/24	at Anderson	L	54-56
2/26	C. of Charleston	L	61-80
2/28	Voorhees	W	87-60
3/3	vs. Erskine %	W	73-71
3/4	vs. Francis Marion %	L	61-65

@ Virginia Invitational (Charlottesville, Va.)
< Winthrop Invitational (Rock Hill, S.C.)
% SCALAW State Tournament

1977-78

Head Coach Pam Parsons Overall Record: 24-10

12/3	at Georgia Southern	W	74-59
12/5	at Claffin	W	81-61
12/7	South Carolina State	L	64-68
12/10	Clemson	W	69-66
12/15	at Mercer	W	74-64
12/17	Georgia State	W	96-69
12/20	vs. #4 NC State @	L	73-75
12/21	vs. Mercer @	W	76-51
12/22	vs. C. of Charleston @	L	61-62
1/7	at Clemson	L	66-69
1/13	vs. Berry College <	W	90-80
1/14	at Clemson <	L	66-79
1/21	at #2 NC State	L	65-83
1/24	Claffin	W	103-51
1/25	Georgia Southern	W	87-65
1/27	at Winthrop	L	58-60
1/28	Francis Marion	W	64-57
1/30	at South Carolina State	L	59-67
2/4	at Georgia State	W	60-45
2/6	at C. of Charleston	W	82-69
2/9	vs. Georgia ~	W	71-49
2/10	vs. Appalachian State ~	W	81-59
2/11	vs. C. of Charleston ~	L	63-68
2/12	vs. Florida State ~	W	115-62
2/13	at Francis Marion	W	75-73
2/15	Anderson	W	87-64
2/18	C. of Charleston	W	69-64
2/23	vs. Benedict College &	W	74-44
2/24	vs. Francis Marion %	W (ot)	68-64
2/25	vs. C. of Charleston %	W	85-81
3/4	vs. C. of Charleston &	W	84-80
3/9	vs. #5 NC State +	L	52-77
3/10	vs. #14 Memphis +	W	82-80

3/11 vs. East Carolina + W 77-70

@ UNC Christmas Classic (Chapel Hill, N.C.)
< Clemson Invitational (Clemson, S.C.)
~ Winthrop Invitational (Rock Hill, S.C.)
& ALAW Playoffs (Aiken, S.C.)
% SCALAW State Tournament (Clemson, S.C.)
+ ALAW Region II Tournament (Chapel Hill, N.C.)

1978-79

Head Coach Pam Parsons Overall Record: 27-10 • NWIT Champions •

11/25	Tennessee Tech @	W	97-83
	#16 Mississippi @	L	76-84
	at Columbia College	W	119-70
12/1	at Benedict College	W	86-45
12/4	South Carolina State	W	90-62
12/6	Clemson	W	77-60
12/9	Georgia Southern	W	113-51
12/11	at East Carolina	W	86-64
12/15	C. of Charleston	W	79-63
12/21	vs. Pfeiffer <	L	81-84
12/22	vs. High Point <	L	68-69
1/4	at #10 NC State	L	60-68
1/9	at Ohio State	L	52-56
1/10	at Kentucky	W	66-41
1/13	Wheeling Jesuit	W	137-34
1/15	at #4 Tennessee	L	54-62
1/17	Francis Marion	W	69-58
1/20	at North Carolina	W	69-60
1/26	vs. Saint Joseph's ~	W	78-56
1/27	vs. Queens College ~	W	103-55
2/3	at Clemson	L	63-70
2/5	at Francis Marion	W	69-62
2/7	at C. of Charleston	W	73-51
2/10	Alabama	W	80-62
2/12	at #16 Valdosta State	L	91-98
2/14	Claffin	W	100-63
2/17	#7 NC State	W	79-66
2/19	Old Dominion	W	73-49
2/21	Winthrop	W	81-42
2/24	at USC-Aiken	W	91-42
3/3 (15)	vs. Clemson %	W	75-74
3/8 (15)	vs. Morehead State +	W	70-64
3/9 (15)	at #8 Tennessee +	L	64-76
3/10 (15)	vs. #9 NC State +	L	64-67
3/15 (16)	vs. California !	W	62-51
3/16 (16)	vs. Oregon !	W	84-63
3/17 (16)	vs. Drake !	W	74-71

@ Tip-Off Tournament (Cookeville, Tenn.)
< UNC Christmas Classic (Chapel Hill, N.C.)
~ Collegiate Doubleheader (Raleigh, N.C.)
% SCALAW State Championship (Spartanburg, S.C.)
+ ALAW Region II Tournament (Knoxville, Tenn.)
! NWIT Championships (Amarillo, Texas)

1979-80

Head Coach Pam Parsons Overall Record: 30-6

11/28 (16)	at Georgia Southern	W	72-69
11/29 (16)	at Florida State	W	93-68
12/1 (16)	at Florida	W	93-50
12/3 (16)	South Carolina State	W	66-52
12/5 (13)	at Clemson	L	73-75
12/8 (13)	Virginia Tech	W	86-68

YEAR-BY-YEAR RESULTS

12/12	(15)	at Mississippi	W	68-52
1/3	(11)	#18 Kentucky	W	84-61
1/7	(11)	at Montclair State	W	77-64
1/9	(10)	at #9 Cheyney	L	57-60
1/12	(10)	at Auburn	W	77-50
1/14	(10)	at #8 NC State	W	78-67
1/17	(11)	Louisville	W	98-43
1/19	(11)	East Tennessee State	W	103-60
1/21	(11)	Valdosta State	W	88-56
1/23	(8)	#4 Tennessee	W	56-52
1/26	(8)	East Carolina	W	97-54
1/30	(7)	at Alabama	W	58-47
2/2	(7)	#16 Clemson	W	88-72
2/4	(7)	Tennessee Tech	W	87-73
2/8	(6)	vs. Michigan @	W	84-50
2/9	(6)	at Penn State @	W	71-70
2/13	(5)	at Old Dominion	L	56-81
2/16	(5)	North Carolina	W	94-62
2/18	(5)	Ohio State	W	75-47
2/21	(5)	at South Carolina State	L	74-85
2/26	(7)	#8 NC State	W	76-62
3/1	(7)	vs. #16 Clemson %	W	89-55
3/4	(7)	Tennessee Tech +	W	68-62
3/7	(7)	#3 Tennessee +	L	54-67
3/8	(7)	#8 NC State +	W	68-55
3/12	(6)	at Southern Cal ∞	W	70-60
3/15	(6)	at Northwestern ∞	W	64-61
3/17	(6)	Stephen F. Austin ∞	W	63-56
3/21	(4)	vs. #2 Tennessee #	L	72-75
3/23	(4)	vs. Louisiana Tech #	W	77-69

@ Lady Lion Classic (University Park, Pa.)
% SCALAW State Championship (Florence S.C.)
+ AIAW Region II Tournament (Columbia, S.C.)
∞ AIAW Satellite Tournament
AIAW National Tournament (Mt. Pleasant, Mich.)

1980-81

Head Coach Pam Parsons
Overall Record: 13-17

12/1	(5)	at Virginia Tech	[W] L	78-42
12/3	(6)	Georgia Southern	[W] L	91-51
12/6	(6)	#19 Clemson	[W] L	86-67
12/8	(6)	vs. SMU @	[W] L	97-38
12/9	(6)	at Louisiana Tech @	[L] L	70-97
12/19	(8)	vs. San Francisco <	[L] L	55-57
12/20	(8)	vs. Kansas State <	[W] L	82-62
1/5	(10)	UCLA	[W] L	86-81
1/6	(10)	#7 NC State	[W] L	78-57
1/8	(10)	at Ohio State	[L] L	62-69
1/12	(10)	at #9 Tennessee	[L] L	54-65
1/15	(13)	Mercer	[W] L	82-54
1/21	(13)	Florida	W	86-48
1/24	(13)	at #9 Kentucky	L (ot)	65-70
1/27	(15)	at Louisville	W	80-62
1/29	(15)	Florida State	W	69-57
1/31	(15)	at Notre Dame	W	124-48
2/4	(13)	Florida A&M	W	100-51
2/7	(13)	at Clemson	L	70-78
2/9	(13)	at North Carolina	W	83-77
2/12	(15)	Old Dominion	W	74-64
2/14	(15)	Mississippi	W	87-70
2/16	(15)	#20 Auburn	W	91-69
2/19	(12)	at Memphis	W	76-73
2/21	(12)	at Tennessee Tech	L	66-67
2/23	(12)	District Of Columbia	W	97-63
2/28	(14)	at #16 Virginia	W	71-52
3/10		at #16 Clemson +	W	81-64
3/13		at Old Dominion +	L	71-73
3/14		vs. #10 Kentucky +	L	69-87

@ Lady Techster Classic (Ruston, La.)
< UCLA Classic (Los Angeles, Calif.)
+ AIAW Region II Tournament (Clemson S.C./Norfolk, Va.)

1981-82

Head Coach Pam Parsons (7-0) / Interim Head Coach Terry Kelly (16-8)

Overall Record: 23-8

• NCAA Tournament Sweet 16 •

11/28	(4)	vs. William Penn @	W	75-56
11/29	(3)	at Kansas State @	W	81-65
12/3	(3)	at Hawaii	W	89-52
12/4	(3)	at Hawaii	W	74-46
12/12	(3)	at #17 Clemson	W	82-74
12/19	(3)	at Pittsburgh	W	73-60
12/22	(2)	Tennessee Tech	W	83-57
1/2	(2)	at Saint Joseph's	W	50-48
1/5	(2)	at Mercer	W	56-50
1/6	(2)	#6 Rutgers	W	84-74
1/8	(2)	#1 Louisiana Tech	L	58-71
1/11	(4)	at Auburn	L	50-65
1/13	(4)	at DePaul	L	72-80
1/18	(9)	East Tennessee State	W	64-63
1/20	(9)	at Alabama	L	55-59
1/25	(12)	Tennessee	L	81-87
1/27	(12)	at Florida State	W	82-81
1/30	(12)	at #16 Georgia	L (ot)	75-82
2/1	(17)	Georgia Southern	W	84-64
2/6	(17)	Clemson	W (ot)	99-91
2/10	(19)	#10 Memphis	W	92-67
2/13	(19)	#11 Kentucky	W	91-81
2/15	(15)	at #11 Penn State	W	77-76
2/17	(15)	Georgia State	W	77-47
2/19	(15)	Stetson	W	98-49
2/20	(15)	Notre Dame	W	76-54
2/25	(13)	at #4 Old Dominion	L	63-84
2/27	(13)	at East Carolina	W	86-81
3/6	(14)	at #10 NC State	W	71-70
3/14	(12)	East Carolina \$	W	79-54
3/18	(12)	vs. #14 Kentucky \$	L	69-73

@ Converse Little Apple Classic (Manhattan, Kan.)
\$ NCAA Tour., Midwest Region (Columbia, S.C./Ruston, La.)

1982-83

Head Coach Terry Kelly
Overall Record: 16-12

11/29	(13)	Appalachian State	W	95-59
12/3	(13)	at Detroit @	W	75-47
12/4	(13)	vs. #4 Tennessee @	L	62-84
12/8	(15)	Clemson	W	73-58
12/11	(15)	#12 NC State	W (ot)	81-76
1/4	(14)	at #19 Rutgers	L	69-90
1/8	(14)	Marshall	W	87-62
1/10	(19)	at Memphis	L	67-79
1/13	(19)	at SMU	W	81-62
1/15	(19)	at #2 Louisiana Tech	L	54-94
1/18		#17 Penn State	W	66-63
1/21		Mercer <	W	92-70
1/22		#9 Georgia <	L	72-74
1/24		at Clemson	L	73-89
1/29		at Georgia State	W	85-68
2/2		at #7 Kentucky	L	77-89
2/5		at #20 Auburn	L	38-56
2/7		Francis Marion	W	95-89
2/10		New Orleans	W	77-67
2/14		at East Tennessee State	L	59-70

2/16		at #4 Tennessee	L	67-87
2/19		UAB	W	73-71
2/23		at Charlotte	L	72-77
2/26		at Stetson	W	74-69
2/27		at Fla. International	W	87-73
2/28		at Miami (Fla.)	W	66-56
3/2		DePaul	W	79-58
3/5		#4 Old Dominion	L	60-72

@ Coca-Cola Classic (Detroit, Mich.)
< Nike Carolina Classic (Columbia, S.C.)

1983-84

Head Coach Terry Kelly
Overall Record: 18-12 • Metro: 7-3

11/29		South Carolina State	W	69-58
12/3		at #19 Clemson	L	77-80
12/5		at Appalachian State	W	80-60
12/7		at #14 NC State	L	74-80
12/10		Kentucky	L	69-77
12/17		Western Carolina	W	84-59
12/29		Indiana	W	83-76
1/15		at Marshall	L	80-89
1/17		at Cincinnati *	L	77-80
1/21		Pittsburgh	W	78-68
1/23		at Tulane *	W	79-74
1/25		at Southern Miss *	W	82-78
1/28		East Carolina	W	67-51
1/30		#10 Auburn	W	65-64
2/1		Georgia Southern	W	83-61
2/4		Louisville *	L	63-66
2/6		Florida State *	W	69-62
2/8		#7 Tennessee	L	66-71
2/11		#19 Clemson	L	73-81
2/12		Cincinnati *	W	112-102
2/14		Memphis *	W	75-59
2/18		Virginia Tech *	W	89-74
2/20		at Francis Marion	L	72-73
2/22		at Louisville *	L	74-79
2/25		at East Carolina	W	64-55
2/27		Charlotte	W	79-63
3/3		at Virginia Tech *	W	80-70
3/5		vs. Tulane =	W	74-64
3/6		vs. Memphis =	L	60-64
3/7		vs. Virginia Tech =	L	76-89

* Metro Conference Game
= Metro Conference Tournament (Cincinnati, Ohio)

1984-85

Head Coach Nancy Wilson
Overall Record: 18-10 • Metro: 8-3

11/28		at South Carolina State	W	59-50
11/30		at Indiana	W	74-67
12/1		at Kentucky	L	62-75
12/5		Clemson	L	62-70
12/15		East Carolina	W	68-54
12/20		#10 Virginia	L	68-70
12/28		SMU @	W	85-53
12/29		Mississippi St. @	W	84-60
1/2		at East Carolina	W	83-61
1/9		#12 Auburn	L	50-61
1/10		Southern Miss *	W	70-67
1/12		Tulane *	W	75-67
1/16		at #1 Old Dominion	L	72-79
1/19		at Florida State *	W	70-61
1/21		Cheyney	W	73-60
1/24		at Cincinnati *	W	78-77

YEAR-BY-YEAR RESULTS

1/25	at Louisville *	W	73-72
1/30	at #20 Memphis *	L	54-57
2/2	at Virginia Tech *	L	58-59
2/4	at Georgia Southern	W	81-61
2/7	Louisville *	W	90-73
2/9	Cincinnati *	W	80-65
2/12	at UAB	W	79-64
2/18	at #20 Tennessee	L	58-66
2/21	Virginia Tech *	W	76-72
2/25	at Clemson	L	61-83
3/3	vs. Tulane =	W	76-66
3/4	at Southern Miss =	L	80-87

@ Carolina Classic (Columbia, S.C.)
 * Metro Conference Game
 = Metro Conference Tournament (Hattiesburg, Miss.)

1985-86

Head Coach Nancy Wilson
Overall Record: 19-11 • Metro: 9-1
• NCAA Tournament Participant •

11/22	South Carolina State	W	68-53
11/25	at #20 UNLV	L	62-77
12/2	#20 NC State	L	55-66
12/7	at Clemson	L	61-62
12/14	at #19 North Carolina	L	71-72
12/21	at #6 Virginia	L	58-85
12/29	Northern Illinois	W	86-66
1/2	Florida State *	W	81-57
1/4	Memphis *	W	69-62
1/6	#11 Tennessee	L	54-70
1/8	at New Orleans	L (ot)	73-79
1/11	at Tulane @	W	72-67
1/13	at Southern Miss *	L	62-63
1/15	at Mississippi St.	L	51-57
1/18	Charlotte	W	76-58
1/22	at #2 Georgia	L	70-93
1/25	Cincinnati *	W	67-63
1/27	Louisville *	W	83-77
2/1	at Virginia Tech *	W	92-83
2/3	Clemson	W	86-72
2/8	at Louisville *	W	80-67
2/10	at Cincinnati *	W	80-56
2/12	Old Dominion	W	65-57
2/15	Virginia Tech *	W	69-53
2/17	Central Florida	W	90-67
2/19	at Berry College	W	96-65
2/24	UNC Asheville	W	111-36
3/2	Virginia Tech =	W	67-54
3/3	Cincinnati =	W	61-48
3/12	Middle Tennessee St. \$	L (ot)	77-78

@ Designated Metro Conference Game
 * Metro Conference Game
 = Metro Conference Tournament (Columbia, S.C.)
 \$ NCAA Tournament, Mideast Region (Columbia, S.C.)

1986-87

Head Coach Nancy Wilson
Overall Record: 18-12 • Metro: 8-4

11/28	vs. East Carolina @	W	61-55
11/29	at Georgia Southern @	W	68-51
12/2	at Charlotte	L	55-61
12/4	at #20 NC State	L	42-63
12/6	at Clemson	W	74-65
12/8	Georgia Southern	W	64-60
1/2	#11 Georgia	L	56-69

1/5	at Virginia Tech *	W	60-52
1/7	Marshall	W	66-57
1/9	Cincinnati *	W	86-57
1/12	Louisville *	L	68-69
1/14	at Old Dominion	L	51-77
1/19	at Florida State *	W	63-56
1/22	New Orleans	L	53-54
1/24	at Memphis *	W	78-68
1/26	at Southern Miss *	L	53-55
1/28	North Carolina	L	46-57
2/2	Virginia Tech *	L	65-69
2/7	at Cincinnati *	W	69-60
2/9	at Louisville *	W	52-51
2/11	Clemson	W	57-54
2/14	Memphis *	L	66-70
2/16	Florida State *	W	64-61
2/19	at #9 Tennessee	L	56-80
2/23	Southern Miss *	W	61-46
2/28	Georgia State	W	96-66
3/2	Furman	W	81-63
3/5	vs. Cincinnati =	W	77-46
3/6	at Virginia Tech =	W	59-55
3/7	vs. Southern Miss =	L	66-68

@ Lady Eagle Classic (Statesboro, Ga.)
 * Metro Conference Game
 = Metro Conference Tournament (Blacksburg, Va.)

1987-88

Head Coach Nancy Wilson
Overall Record: 23-11 • Metro: 10-2
• NCAA Tournament Participant •

11/27	vs. Drake @	W	78-49
11/28	vs. #3 Auburn @	L	52-88
12/3	at Northern Illinois	W	83-71
12/1	Charlotte	W	73-63
12/12	at North Carolina	L	73-77
12/16	Appalachian State	L	66-68
12/19	at Georgia Southern	W	76-72
1/2	NC State	L	68-71
1/4	East Carolina	W	71-53
1/11	at Cincinnati *	W	71-44
1/13	at Louisville *	W	57-55
1/16	Southern Miss *	W	76-61
1/18	Memphis *	W	80-62
1/20	#4 Tennessee	L	80-85
1/25	at Florida State *	W	85-55
1/30	Clemson	L	60-62
2/1	Virginia Tech *	W	75-44
2/3	at #13 Georgia	L	60-82
2/6	Louisville *	W	55-45
2/8	Cincinnati *	W	55-53
2/10	at Clemson	L	62-72
2/13	at Southern Miss *	L	70-82
2/15	at Memphis *	L	69-84
2/18	at Furman	W	83-64
2/22	Florida State *	W	96-86
2/26	at Alaska-Anchorage <	W	78-60
2/27	vs. Western Kentucky <	W	65-64
2/28	vs. UNLV <	W	98-97
3/5	at Virginia Tech *	W	73-69
3/7	at Marshall	W	70-58
3/11	vs. Southern Miss =	W (ot)	86-77
3/12	vs. Memphis =	W	81-70
3/16	Alabama \$	W	77-63
3/20	at #4 Texas \$	L	58-77

@ Sunbline Classic (Orlando, Fla.)
 * Metro Conference Game
 < Northern Lights Invitational (Anchorage, Alaska)
 = Metro Conference Tournament (Tallahassee, Fla.)
 \$ NCAA Tourn., Midwest Region (Columbia, S.C./Austin, Texas)

1988-89

Head Coach Nancy Wilson
Overall Record: 23-7 • Metro: 10-2
• NCAA Tournament Participant •

11/26	vs. Rhode Island @	W	92-55
11/27	vs. Holy Cross @	W	80-75
12/3	at Appalachian State	W	98-64
12/8 (19)	at Charlotte	W	89-71
12/12 (18)	Georgia Southern	W	89-68
12/14 (18)	South Carolina State	W	110-58
1/4 (17)	North Carolina	W	98-71
1/7 (17)	Memphis *	W	97-72
1/9 (16)	Southern Miss *	W	85-50
1/12 (16)	#6 Georgia	L	73-82
1/14 (16)	at Louisville *	W	81-74
1/16 (15)	at Cincinnati *	W	63-61
1/19 (15)	Old Dominion	L	66-67
1/23 (16)	Florida State *	W	99-82
1/26 (16)	Clemson	W	64-62
1/28 (16)	at Clemson	L	67-74
1/30 (17)	Virginia Tech *	W	86-52
2/2 (17)	at #2 Tennessee	L	54-60
2/4 (17)	at Memphis *	W	81-53
2/6 (16)	at Southern Miss *	L	89-91
2/13 (18)	Cincinnati *	W	58-48
2/15 (18)	at #13 NC State	W	67-62
2/18 (18)	Louisville *	W	89-59
2/20 (14)	at Florida State *	W	76-68
2/25 (14)	at Virginia Tech *	L	59-63
2/27 (17)	at East Carolina	W	84-59
3/1 (17)	DePaul	W	85-56
3/10 (17)	vs. Cincinnati =	W	63-60
3/11 (17)	vs. Southern Miss =	W	92-65
3/15 (17)	Tennessee Tech \$	L	73-77

@ at Worcester, Mass.
 * Metro Conference Game
 = Metro Conference Tournament (Memphis, Tenn.)
 \$ NCAA Tournament, Midwest Region (Columbia, S.C.)

1989-90

Head Coach Nancy Wilson
Overall Record: 24-9 • Metro: 13-1
• NCAA Tournament Sweet 16 •

11/28 (17)	at #6 Auburn	L	61-78
12/2 (17)	vs. Wright State @	W	86-45
12/3 (17)	at Northern Illinois @	W (ot)	87-84
12/5 (17)	at #22 DePaul	L	58-63
12/9 (17)	Clemson	W	82-64
12/29 (20)	vs. #4 Iowa <	W	82-76
12/30 (20)	vs. #3 Georgia <	L	64-76
1/6 (18)	Tulane *	W	86-52
1/8 (18)	at Clemson	W	74-52
1/12 (18)	at South Carolina State	W	94-50
1/13 (18)	Cincinnati *	W	81-41
1/15 (17)	Louisville *	W	65-52
1/20 (17)	at #24 Old Dominion	W	75-54
1/22 (18)	at Florida State *	W	75-72
1/25 (18)	#3 Tennessee	L	69-70
1/27 (18)	at Memphis *	W	79-65
1/29 (15)	at #18 Southern Miss *	L	67-69
1/31 (15)	#11 NC State	L	65-90
2/3 (15)	at Tulane *	W	76-55
2/5 (19)	Virginia Tech *	W	72-47
2/10 (19)	at Cincinnati *	W	64-46
2/12 (19)	at Louisville *	W	74-64
2/15 (19)	at #7 Georgia	L	57-72
2/17 (19)	Memphis *	W	90-55
2/21 (20)	at Virginia Tech *	W	67-59
2/26 (17)	#20 Southern Miss *	W	82-72

YEAR-BY-YEAR RESULTS

3/3	(17)	Florida State *	W	75-59
3/8	(17)	vs. Tulane =	W	71-62
3/9	(17)	vs. Louisville =	W	80-60
3/10	(17)	vs. #22 Southern Miss =	L (2ot)	88-95
3/14	(19)	Bowling Green \$	W	93-50
3/17	(19)	at #13 Northwestern \$	W	76-67
3/22	(19)	vs. #3 Washington \$	L	61-73

@ Central Fastbreak Fest (DeKalb, Ill.)

< Super Shootout (Hilton Head Island, S.C.)

* Metro Conference Game

= Metro Conference Tournament (Cincinnati, Ohio)

\$ NCAA Tourn., Mideast Region (Columbia, S.C./Evanston, Ill./Iowa City, Iowa)

1990-91

Head Coach Nancy Wilson

Overall Record: 22-9 • Metro: 12-2

• NCAA Tournament Participant •

11/23	(22)	vs. #7 Texas Tech @	W	67-65
11/24	(22)	vs. #8 NC State @	L	58-62
11/25	(22)	at Hawaii @	W	81-61
12/1	(25)	Georgia Southern	W	82-52
12/8	(22)	#17 Clemson	L	40-73
12/11		#3 Georgia	L	56-74
12/29		#3 Auburn	W	83-76
1/3		Memphis *	W	80-69
1/5		at Coastal Carolina <	W	86-51
1/6		vs. North Carolina <	W	76-69
1/10		VCU	W	69-64
1/12		Louisville *	W	75-67
1/14		Cincinnati *	W	53-47
1/16		#17 Clemson	W	75-62
1/19		at Virginia Tech *	L	67-69
1/21		#25 Florida State *	L	60-69
1/24		at #4 Tennessee	L	61-77
1/26		Tulane *	W	73-49
1/28		Southern Miss *	W	78-63
1/31		at #6 NC State	L	59-72
2/4		at #22 Florida State * W (2ot)		92-91
2/9		Louisville *	W	66-62
2/11		at Cincinnati *	W	81-58
2/16		Virginia Tech *	W	66-51
2/18		Memphis *	W	96-49
2/23		at Tulane *	W	79-73
2/25		at Southern Miss *	W	85-74
3/4		vs. Tulane =	W	80-44
3/5		vs. Southern Miss =	W	70-59
3/6		vs. Florida State =	L	53-54
3/13		at Vanderbilt \$	L	64-73

@ Times Rainbow Classic (Honolulu, Hawaii)

< Coastal Carolina Invitational (Myrtle Beach, S.C.)

* Metro Conference Game

= Metro Conference Tournament (Louisville, Ky.)

\$ NCAA Tournament, Mideast Region (Nashville, Tenn.)

1991-92

Head Coach Nancy Wilson

Overall Record: 13-15 • SEC: 2-9

11/29		vs. Louisville @	L	47-74
11/30		at Maine @	W	56-53
12/3		Kentucky *	L	63-75
12/6		at Charleston Southern	W	86-26
12/7		at C. of Charleston	L	63-66
12/19		vs. Georgia State <	W	57-56
12/20		at UAB <	W (ot)	71-68
12/28		vs. East Tennessee State -	W	79-54

12/29		at Richmond ~	L	55-65
12/31		#4 Vanderbilt *	W	72-65
1/4		at #23 LSU *	L	57-62
1/7		at East Tennessee State	W	75-65
1/9		Charlotte	L	52-69
1/11		Alabama *	L	74-80
1/15		#2 Tennessee *	L	58-78
1/18		at #25 Georgia *	L	62-63
1/22		Furman	W	60-53
1/25		#8 Mississippi *	L	67-69
1/30		Old Dominion	W	64-51
2/1		at Arkansas *	L	51-58
2/3		Georgia Southern	W	67-24
2/8		at Florida *	W	66-50
2/12		at #23 Clemson	L	69-81
2/19		South Carolina State	W	72-55
2/22		at Mississippi St. *	L	42-58
2/26		Memphis	W	61-50
3/1		at Auburn *	L	44-71
3/6		vs. #12 Vanderbilt ^	L	47-58

@ Downeast Classic (Bangor, Maine)

* Southeastern Conference Game

< Lady Blazer Classic (Birmingham, Ala.)

~ Richmond Invitational (Richmond, Va.)

^ SEC Tournament (Albany, Ga.)

1992-93

Head Coach Nancy Wilson

Overall Record: 17-10 • SEC: 5-6

12/1		C. of Charleston	W	78-72
12/4		vs. Nebraska @	L	51-63
12/5		vs. Yale @	W	64-57
12/7		Charleston Southern	W	75-43
12/9		at Kentucky *	L	55-76
12/28		vs. Holy Cross <	L	66-74
12/29		at Saint Peter's (N.J.) <	L	55-67
1/2		LSU *	W	66-56
1/4		South Carolina State	W	81-63
1/7		Mississippi St. *	W	72-61
1/9		at Alabama *	L	67-82
1/12		at Old Dominion	W	67-65
1/16		Georgia *	W	77-57
1/20		at Furman	W	56-49
1/23		at Mississippi *	L	57-81
1/25		at Memphis	W	73-68
1/27		East Tennessee State	W	86-53
1/30		Arkansas *	W	76-51
2/3		#19 Clemson	W	55-54
2/6		Florida *	L	53-74
2/10		at Charlotte	W	62-52
2/13		at #2 Vanderbilt *	L	48-58
2/16		Western Carolina	W	69-54
2/18		at #1 Tennessee *	L	57-100
2/25		at South Carolina State	W	58-55
2/27		#3 Auburn *	W	59-47
3/5		vs. Mississippi ^	L	57-59

@ Northwestern Invitational (Evanston, Ill.)

< St. Peter's Invitational (Jersey City, N.J.)

* Southeastern Conference Game

^ SEC Tournament (Chattanooga, Tenn.)

1993-94

Head Coach Nancy Wilson

Overall Record: 14-13 • SEC: 2-9

11/27		at Old Dominion @	L	69-79
11/28		vs. Miami (Fla.) @	W	71-68

11/30		South Carolina State	W	90-50
12/3		vs. NC State <	W	84-71
12/4		vs. Appalachian State <	L	72-78
12/6		Georgia Southern	W	89-86
12/8		Mississippi St. *	L	83-97
12/29		vs. Georgia State ~	W	79-47
12/30		vs. Austin Peay ~	W	90-51
1/3		C. of Charleston	W	106-72
1/5		at #19 Auburn *	W	64-55
1/8		Kentucky *	L	63-82
1/11		Mississippi *	L	53-78
1/13		at Western Carolina	W	114-56
1/15		at LSU *	W	90-82
1/20		at South Carolina State	W	99-73
1/22		#15 Alabama *	L	77-94
1/26		at East Tennessee State	W	93-83
1/29		at Georgia *	L	76-80
2/2		Furman	W	77-74
2/8		#2 Tennessee *	L	75-91
2/12		at Arkansas *	L	77-87
2/16		at Clemson	L	75-90
2/20		at Florida *	L	68-80
2/23		Charlotte	W	74-65
2/26		#13 Vanderbilt *	L	56-71
3/4		vs. Kentucky ^	L	80-83

@ Old Dominion Invitational (Norfolk, Va.)

< Arizona State Invitational (Tempe, Ariz.)

* Southeastern Conference Game

~ Coastal Carolina Invitational (Myrtle Beach, S.C.)

^ SEC Tournament (Chattanooga, Tenn.)

1994-95

Head Coach Nancy Wilson

Overall Record: 12-15 • SEC: 1-10

11/26		vs. Valparaiso @	W	79-53
11/27		at Minnesota @	W	78-75
12/1		Michigan	W	82-78
12/6		Mississippi St. *	W	63-56
12/8		Clemson	W	79-73
12/29		vs. Arkansas State <	L	72-81
12/30		vs. Appalachian State <	L	64-70
12/31		vs. Fairleigh Dickinson <	W	109-86
1/3		Auburn *	L	43-77
1/7		at Kentucky *	L	67-85
1/10		at Georgia Southern	W	79-74
1/12		at #1 Tennessee *	L	55-72
1/14		LSU *	L	78-90
1/18		East Tennessee State	W	81-67
1/22		at #14 Alabama *	L	62-85
1/25		at Furman	L	84-101
1/29		#11 Georgia *	L	58-80
1/31		Campbell	W	76-71
2/4		at #17 Mississippi *	L	58-91
2/7		Appalachian State	W	98-79
2/11		#20 Arkansas *	L	62-63
2/13		Rice	W	87-71
2/15		at Charlotte	L	60-73
2/18		#14 Florida *	L	49-69
2/22		Coastal Carolina	W	89-53
2/26		at #10 Vanderbilt *	L	58-98
3/3		vs. #14 Arkansas ^	L	70-80

@ Dial Classic Tournament (Minneapolis, Minn.)

* Southeastern Conference Game

< Central Florida Tournament (Orlando, Fla.)

^ SEC Tournament (Chattanooga, Tenn.)

YEAR-BY-YEAR RESULTS

1995-96

Head Coach Nancy Wilson

Overall Record: 16-12 • SEC: 2-9

11/24	at Wake Forest @	W	83-69
11/25	vs. Northwestern @	L	78-82
11/27	Furman	W	92-54
11/29	Minnesota	W	73-35
12/1	at Michigan	W	78-69
12/4	Campbell	W	82-59
12/8	Ohio	W	73-59
12/10	at Auburn *	L	50-56
12/18	vs. Marist <	W	95-40
12/19	vs. Tulane <	W	72-66
12/20	vs. Arizona State <	W	83-71
1/3	at Mississippi St. *	L (ot)	61-62
1/8	#2 Vanderbilt *	L	69-80
1/14	at #25 Florida *	L	51-70
1/16	Coastal Carolina	W	92-39
1/21	at #20 Arkansas *	L	58-66
1/24	at Kentucky	W	66-53
1/28	#23 Mississippi *	W	69-66
1/31	at Appalachian State	W (ot)	78-77
2/5	at #18 Clemson	L	57-75
2/7	Charlotte	W	80-68
2/11	at #1 Georgia *	L	61-79
2/15	#5 Tennessee *	L (ot)	73-79
2/17	LSU *	L	62-79
2/19	Wofford	W	87-47
2/22	#14 Alabama *	L (ot)	68-75
2/24	Kentucky *	W	76-65
3/1	vs. #18 Florida ^	L	48-65

@ Wake Forest Invitational (Winston Salem, N.C.)

* Southeastern Conference Game

< Northern Lights Invitational (Anchorage, Alaska)

^ SEC Tournament (Chattanooga, Tenn.)

1996-97

Head Coach Nancy Wilson

Overall Record: 12-15 • SEC: 1-11

11/23	at Campbell	W	65-46
11/26	VCU	L	52-66
11/30	vs. Pepperdine @	W	76-72
12/1	vs. Siena College @	W	82-62
12/6	at Ohio	W	66-62
12/18	#22 Clemson	L	60-66
12/20	C. of Charleston	W	74-54
12/29	vs. Loyola (Md.) <	L	65-86
12/30	vs. Cornell <	W	60-56
1/2	Mississippi St. *	L	71-81
1/5	at #11 Vanderbilt *	L	33-70
1/8	East Tennessee State	W	75-71
1/12	#25 Florida *	L	62-66
1/15	Appalachian State	W	76-63
1/18	#13 Arkansas *	L	71-82
1/22	at Charlotte	W	60-39
1/25	at Mississippi *	L	55-67
1/29	Kentucky *	W	68-59
2/1	#7 Georgia *	L	35-78
2/5	Winthrop	W	90-55
2/9	at #7 Alabama *	L	38-87
2/11	at #8 Tennessee *	L	59-90
2/15	at #13 LSU *	L	66-73
2/19	Auburn *	L	51-81
2/22	at Kentucky *	L	52-76
2/24	at Wofford	W	80-50
2/28	vs. #8 Tennessee ^	L	48-75

@ Harvard Invitational (Cambridge, Mass.)

< Virginia Tech Classic (Blacksburg, Va.)

* Southeastern Conference Game

^ SEC Tournament (Chattanooga, Tenn.)

1997-98

Head Coach Susan Walvius

Overall Record: 13-14 • SEC: 3-11

11/19	at Appalachian State	W	77-61
11/23	Furman	W	84-57
11/25	at Clemson	L	59-73
11/28	vs. UTEP @	W	100-60
11/29	at Nevada @	L	63-72
12/4	at LSU *	L	56-75
12/6	South Carolina State	W	88-65
12/16	at VCU	W	86-79
12/19	Harvard	W	72-69
12/29	vs. Maryland <	L	60-74
12/30	vs. New Hampshire <	W	75-70
1/1	at #20 Auburn *	L	65-70
1/4	Alabama *	L	54-64
1/6	#1 Tennessee *	L	52-94
1/11	at Mississippi St. *	L	62-70
1/14	#6 Vanderbilt *	W	70-66
1/17	at #12 Florida *	L	68-82
1/19	East Carolina	W	67-60
1/24	at Arkansas *	L	67-86
1/28	at #6 Vanderbilt *	L	53-66
1/31	Mississippi *	W	79-72
2/4	at #24 Georgia *	L	61-80
2/8	at Kentucky *	L	73-87
2/14	LSU *	L	67-86
2/17	Charlotte	W	78-71
2/21	Kentucky *	W	67-65
2/26	vs. LSU ^	W	76-61
2/27	vs. #20 Alabama ^	L	72-92

@ Holiday Inn Classic (Reno, Nev.)

* Southeastern Conference Game

< St. Peter's Invitational (Jersey City, N.J.)

^ SEC Tournament (Columbus, Ga.)

1998-99

Head Coach Susan Walvius

Overall Record: 11-16 • SEC: 0-14

11/13	at Florida A&M	W	78-51
11/17	Wofford	W	111-57
11/21	at Charlotte	W	85-71
11/25	UNC Wilmington	W	82-62
11/28	Central Florida	W	80-70
12/1	LSU *	L	73-88
12/5	UNC Asheville	W	80-40
12/17	#14 Clemson	L	67-84
12/22	South Carolina State	W	98-61
12/28	vs. Wis.-Milwaukee @	W	89-63
12/29	vs. Texas-Pan American @	W	109-71
1/3	Auburn *	L	50-62
1/7	at #2 Tennessee *	L	58-87
1/10	Mississippi St. *	L	66-69
1/14	at Vanderbilt *	L	54-81
1/17	#18 Florida *	L	66-78
1/20	at George Mason	W	73-70
1/24	Arkansas *	L	80-88
1/28	Vanderbilt *	L	63-76
1/31	at Mississippi *	L	56-68
2/3	#8 Georgia *	L	58-62
2/7	at #21 Alabama *	L	73-87
2/11	Kentucky *	L	76-78
2/14	at #20 LSU *	L	63-80
2/16	Charleston Southern	W	78-74

2/21	at Kentucky *	L	65-93
2/25	vs. #24 Alabama ^	L	71-82

@ New Year's Classic (Boca Raton, Fla.)

* Southeastern Conference Game

^ SEC Tournament (Chattanooga, Tenn.)

1999-2000

Head Coach Susan Walvius

Overall Record: 13-15 • SEC: 3-11

11/19	Charlotte	W	67-61
11/22	Florida A&M	W	73-51
11/24	at Indiana	W	95-79
11/29	at Clemson	L	46-65
12/3	vs. Nevada @	W	63-58
12/4	at Arizona State @	L	56-61
12/15	Florida Atlantic	W	98-60
12/18	Georgia Southern <	W	80-59
12/19	Coastal Carolina <	W (ot)	67-57
12/22	South Carolina State	W	100-55
12/30	at #4 NC State	L	55-69
1/2	George Mason	W	62-48
1/5	Charleston Southern	W	73-38
1/9	at #5 Auburn *	L	50-73
1/14	#2 Tennessee *	L	76-92
1/17	at #22 Mississippi St. *	L	73-86
1/20	Vanderbilt *	W	52-48
1/23	Florida *	L	62-76
1/27	at Arkansas *	L	62-71
1/30	at Florida *	L	63-79
2/3	#13 Auburn *	L	62-71
2/6	Mississippi *	W	75-58
2/10	at #3 Georgia *	L	61-84
2/13	at Kentucky *	L	71-73
2/17	Alabama *	L	67-69
2/20	Kentucky *	W	64-51
2/27	at #12 LSU *	L	55-70
3/3	vs. Vanderbilt ^	L	58-80

@ Wells Fargo Tournament (Tempe, Ariz.)

< USC Basketball Classic (Columbia, S.C.)

* Southeastern Conference Game

^ SEC Tournament (Chattanooga, Tenn.)

2000-01

Head Coach Susan Walvius

Overall Record: 11-17 • SEC: 6-8

11/10	at Rice @	L	56-61
11/22	Indiana	L	58-69
11/24	vs. Montana State <	W	63-52
11/26	vs. #4 Purdue <	L	53-68
11/29	Clemson	L	43-56
12/1	vs. Akron -	W	77-55
12/2	at Syracuse -	L	58-73
12/4	#21 NC State	L	48-55
12/10	at Duquesne	L	65-67
12/19	East Tennessee State	W	117-71
12/21	vs. North Carolina >	L	68-74
12/28	at Charlotte	W	61-43
1/2	Arkansas *	W	66-49
1/7	#20 Auburn *	W	87-60
1/11	at #2 Tennessee *	L	45-99
1/14	at Alabama *	W	82-67
1/18	at #15 Vanderbilt *	L	56-85
1/21	#10 Florida *	L	85-97
1/24	at Wofford	W	87-45
1/28	at #10 Florida *	L	53-91

YEAR-BY-YEAR RESULTS

2/1	at Auburn *	W	71-65
2/4	at Mississippi *	L	53-69
2/8	#6 Georgia *	L	55-92
2/11	Kentucky *	W	70-62
2/15	Mississippi St. *	W	76-59

2/18	at Kentucky *	L	59-61
2/25	#14 LSU *	L	72-83
3/1	vs. Mississippi ^	L	68-75

@ Preseason WNIT (Houston, Texas)

< Torneo de Basquetbol (Cancun, Mexico)
 - Carrier Classic (Syracuse, N.Y.)
 > ACC-SEC Beach Ball Classic (Myrtle Beach, S.C.)
 * Southeastern Conference Game
 ^ SEC Tournament (Memphis, Tenn.)

2001-02

Head Coach Susan Walvius
Overall Record: 25-7 • SEC: 10-4
• NCAA Tournament Elite 8 •



First Row: Tonisha Reese, Kelly Morrone, Shannon Segres, Jocelyn Penn, Crishna Hill, Vania Redd; **Second Row:** Cristina Ciocan, Melanie Murry, Linda Hoglund, Ines Ajanovic, Teresa Geter, Tatyana Troina, Shaunzinski Gortman; **Third Row:** Manager Kim Fields, Athletic Trainer Nikki Harman, Head Coach Susan Walvius, Asst. Coach Shell Robinson, Asst. Coach Chris Brower, Administrative Asst. Coach Lisa Hosac, Strength and Conditioning Coach Mike Curtis, Asst. Coach Linda Hill-MacDonald

11/16	Furman	W	94-74
11/18	Louisiana-Lafayette	W	72-61
11/24	vs. Missouri @	W	72-60
11/25	at #9 Duke @	W (ot)	87-81
11/28 (25)	at Clemson	L	63-71
11/30 (25)	Duquesne	W	75-61
12/2 (25)	Syracuse	W	76-58
12/4 (23)	Temple	W	68-65
12/8 (23)	Wofford	W	77-53
12/18 (23)	Coastal Carolina	W	94-34
12/20 (23)	vs. #16 North Carolina <	W	85-53
12/28 (17)	Charlotte	W	72-53
12/30 (17)	Florida A&M	W	82-29

1/3 (14)	#6 Vanderbilt *	W	71-52
1/6 (14)	at Mississippi St. *	W	79-64
1/10 (9)	at #15 Georgia *	W	71-64
1/13 (9)	Arkansas *	W	91-66
1/17 (8)	#2 Tennessee *	L	61-80
1/20 (8)	Kentucky *	W	78-49
1/27 (7)	at Arkansas *	L	46-74
2/3 (11)	at #12 Florida *	W	69-59
2/7 (9)	#22 Georgia *	W	64-59
2/10 (9)	at Kentucky *	W	74-73
2/14 (9)	Alabama *	W	69-54
2/17 (9)	at LSU *	L	62-72
2/21 (10)	at Auburn *	L	49-67

2/24 (10)	Mississippi *	W	82-58
3/1 (12)	vs. Arkansas ^	L	61-79
3/16 (13)	Liberty \$	W	69-61
3/18 (13)	#19 Cincinnati \$	W	75-56
3/23 (13)	vs. Drake \$	W	79-65
3/25 (13)	vs. #3 Duke \$	L	68-77

@ Duke Classic (Durham, N.C.)
 < ACC-SEC Beach Ball Classic (Myrtle Beach, S.C.)
 * Southeastern Conference Game
 ^ SEC Tournament (Nashville Tenn.)
 \$ NCAA Tournament (Columbia, S.C./Raleigh, N.C.)

2002-03

Head Coach Susan Walvius
Overall Record: 23-8 • SEC: 9-5
• NCAA Tournament Participant •

11/22	Clemson	W	72-58
11/24	C. of Charleston	W	83-54
11/28	vs. Oregon @	W	67-40
11/30	vs. #18 Boston College @	W	54-51
12/3 (23)	Georgia Southern	W	75-54
12/4 (23)	Wofford	W	99-46
12/16 (18)	Middle Tennessee State	W	65-50
12/18 (18)	Louisiana-Lafayette	W	60-41
12/20 (18)	vs. #13 North Carolina <	L	69-78
12/27 (18)	at Temple	W	57-39
12/29 (18)	Alcorn State	W	96-52
12/31 (16)	South Carolina State	W	85-42
1/4 (16)	Stetson	W	101-39
1/9 (13)	#14 Mississippi St. *	W	83-79
1/12 (13)	at #11 Arkansas *	L	58-67
1/16 (14)	at #17 Vanderbilt *	W	66-57
1/19 (14)	Georgia *	L	59-67
1/23 (15)	at #4 Tennessee *	L	78-97
1/30 (16)	Florida *	W	78-64
2/2 (16)	at Kentucky *	W	49-46
2/6 (16)	#4 LSU *	L	66-69
2/9 (16)	at Alabama *	W	48-34
2/13 (15)	at #14 Georgia *	L (2ot)	91-97
2/16 (15)	#13 Arkansas *	W	83-59
2/23 (17)	Auburn *	W	65-54
2/27 (16)	Kentucky *	W	97-51

3/2 (16)	at Mississippi *	W	91-68
3/6 (16)	vs. Mississippi ^	W	79-64
3/7 (16)	vs. #10 Mississippi St. ^	L	75-79
3/23 (16)	vs. Chattanooga \$	W	68-54
3/25 (16)	at #15 Penn State \$	L	67-77

@ Paradise Jam Tournament (U.S. Virgin Islands)
 < ACC-SEC Beach Ball Classic (Myrtle Beach, S.C.)
 * Southeastern Conference Game
 ^ SEC Tournament (Little Rock, Ark.)
 \$ NCAA Tournament (State College, Pa.)

2003-04

Head Coach Susan Walvius
Overall Record: 10-18 • SEC: 1-13

11/21	at Clemson	L	99-103
11/24	Appalachian State	W	82-66
11/26	Mercer	W	99-78
11/29	Florida A&M	W	96-66
12/2	at Stetson	W	94-66
12/5	vs. Southern Utah @	W	81-79
12/6	at New Mexico @	W	69-52
12/14	at Charlotte	W	84-67
12/18	Louisiana-Lafayette	W	72-59
12/20	vs. #15 North Carolina <	L	53-77
12/30	at Seton Hall	L	46-57
1/3	at #6 Minnesota	L	53-67
1/11	at Alabama *	L	71-74

1/15	#5 Tennessee *	L	58-86
1/18	Arkansas *	L	52-66
1/22	at Florida *	L	56-61
1/25	Kentucky *	L	61-75
1/28	at C. of Charleston	W	84-61
2/1	at #15 LSU *	L	62-82
2/5	Mississippi *	L	65-71
2/8	at #1 Tennessee *	L	58-72
2/12	Alabama *	W	77-51
2/15	at #14 Auburn *	L	58-69
2/19	at Mississippi St. *	L	62-72
2/22	#18 Georgia *	L	50-73
2/26	at Kentucky *	L	54-71
2/29	#24 Vanderbilt *	L	41-62
3/4	vs. #20 Georgia ^	L	42-73

@ Southwest Airlines Lobo Shootout (Albuquerque, N.M.)
 < ACC-SEC Beach Ball Classic (Myrtle Beach, S.C.)
 * Southeastern Conference Game
 ^ SEC Tournament (Nashville, Tenn.)

2004-05

Head Coach Susan Walvius
Overall Record: 8-21 • SEC: 2-12

11/14	at Washington @	L	53-65
11/15	vs. UNLV @	L	63-66
11/27	Jacksonville	W	79-54
11/30	Charlotte	L	72-78

YEAR-BY-YEAR RESULTS

12/3	Clemson	L (ot)	79-87
12/14	Florida A&M	W	88-55
12/16	NC State	L	48-75
12/18	at Middle Tennessee State	L	56-69
12/20	Birmingham Southern	W	66-40
12/22	South Carolina State	W	85-45
12/29	Coastal Carolina <	W	70-50
12/30	Seton Hall <	L	42-53
1/2	at Virginia	L	49-66
1/6	Mississippi St. *	L	48-55
1/9	at #16 Vanderbilt *	L	43-88
1/13	C. of Charleston	W	67-37
1/16	Florida *	L	57-67
1/20	at Alabama *	L	62-75
1/23	at Arkansas *	L	49-61
1/27	#5 Tennessee *	L	53-68
1/30	at Kentucky *	L	50-66
2/6	Auburn *	L	47-56
2/10	at #18 Georgia *	L	51-67
2/13	#1 LSU *	L	36-66
2/17	at #6 Tennessee *	L	44-74
2/20	Alabama *	W	66-57
2/24	Kentucky *	W	60-47
2/27	at Mississippi *	L	51-57
3/3	vs. Mississippi ^	L	50-53

@ WBCA Classic (Seattle, Wash.)
 < Carolina Classic (Columbia, S.C.)
 * Southeastern Conference Game
 ^ SEC Tournament (Greenville, S.C.)

2005-06

Head Coach Susan Walvius
Overall Record: 17-12 • SEC: 7-7
• Women's NIT Participant •

11/18	High Point	W	71-35
11/20	Winthrop	W	73-42
11/25	vs. #18 Texas @	L	55-59
11/26	vs. #19 Purdue @	L	48-56
11/29	Georgia Southern	L	66-73
12/13	#14 Minnesota	W	79-61
12/15	Ohio	W	77-49
12/17	South Carolina State	W	75-40
12/19	Savannah State	W	94-37
12/21	Bethune Cookman	W	87-26
12/29	Western Carolina	W	95-53
1/2	at Clemson	W	77-46
1/4	#1 Tennessee *	L	51-66
1/8	at Kentucky *	L	60-72
1/12	at #3 LSU *	L	46-79
1/15	#23 Vanderbilt *	L	59-67
1/22	at Alabama *	W	67-48
1/26	#15 Georgia *	L	65-74
1/29	Arkansas *	W	61-52
2/5	at Mississippi St. *	W	51-46
2/9	Kentucky *	L	71-75
2/12	at Florida *	W	81-63
2/16	at Auburn *	W	58-46
2/19	Mississippi *	W	77-66
2/21	Longwood	W	99-48
2/23	Mississippi St. *	W	75-47
2/26	at #24 Vanderbilt *	L	71-88
3/2	vs. Auburn ^	L	48-64
3/17	at Xavier !	L (ot)	65-70

@ Junkanoo Jam (Freeport, Bahamas)
 * Southeastern Conference Game
 ^ SEC Tournament (Little Rock, Ark.)
 ! Women's NIT (Cincinnati, Ohio)

2006-07

Head Coach Susan Walvius
Overall Record: 18-15 • SEC: 6-8
• Women's NIT Participant •

11/12	East Tennessee State	W	78-53
11/14	at Penn State	L	57-68
11/17	North Carolina A&T	W	117-63
11/20	Clemson	W	80-48
11/24	Mercer	W	77-30
11/25	Louisiana-Lafayette	L	68-83
11/29	at NC State	L	41-53
12/3	Fordham	W	77-38
12/7	#3 Oklahoma	L	51-78
12/20	High Point	W	87-49
12/23	South Carolina State	W	85-42
12/28	Samford	W	64-56
12/30	at UNC Wilmington	W	75-42
1/1	Winthrop	W	75-30
1/4	at Kentucky *	L	55-59
1/8	at #10 Stanford	L	54-69
1/11	#14 Vanderbilt *	L	66-67
1/14	Alabama *	W	95-35
1/18	at #24 Mississippi *	L	57-76
1/21	at Mississippi St. *	L	73-87
1/25	Florida *	W	79-51
1/28	Kentucky *	W	66-56
2/1	at #3 Tennessee *	L	36-72
2/4	#7 LSU *	L	46-49
2/8	at Arkansas *	W	74-69
2/11	at #9 Georgia *	L	57-81
2/15	Auburn *	W	70-61
2/18	at #12 Vanderbilt *	L	65-83
2/25	Mississippi St. *	W (ot)	72-66
3/1	vs. Auburn ^	W	65-63
3/2	vs. #2 Tennessee ^	L	63-81
3/18	Hartford !	W	81-40
3/21	Hofstra !	L	59-64

* Southeastern Conference Game
 ^ SEC Tournament (Duluth, Ga.)
 ! Women's NIT (Columbia, S.C.)

2007-08

Head Coach Susan Walvius
Overall Record: 16-16 • SEC: 4-10
• Women's NIT Participant •

11/9	Saint Francis (Pa.)	W	93-33
11/15	Virginia	W	66-64
11/17	Buffalo	W	66-54
11/20	Penn State	L	63-70
11/23	vs. Illinois @	L	58-91
11/25	at Fla. International @	W	82-66
12/1	UNC Wilmington	W	72-60
12/4	Charleston Southern	W	72-26
12/7	Jackson State	W	82-49
12/17	at #2 Connecticut	L	39-97
12/19	Alabama A&M	W	88-41
12/22	at Clemson	W	64-43
12/30	at #9 Oklahoma	L	63-95
1/3	UNC Asheville	W	80-52
1/6	Savannah State	W	86-47
1/10	at Alabama *	L	54-65
1/13	#2 Tennessee *	L	48-71
1/20	at Mississippi *	L	61-74
1/24	Kentucky *	L	62-66
1/27	Florida *	L	57-60
1/31	at #8 LSU *	L	37-67
2/3	Arkansas *	W	59-50
2/7	at Vanderbilt *	L	48-78
2/10	Mississippi *	W	71-62

2/17	at Auburn *	L	72-83
2/21	Mississippi St. *	L	54-58
2/24	at Florida *	W	69-65
2/28	#22 Georgia *	L	41-55
3/2	at Kentucky *	W	65-57
3/6	vs. Florida ^	L	57-71
3/21	North Carolina A&T !	W	102-74
3/24	at NC State !	L	69-72

@ FIU Thanksgiving Classic (Miami, Fla.)
 ^ SEC Tournament (Nashville Tenn.)
 ! Women's NIT (Columbia, S.C./Raleigh, N.C.)

2008-09

Head Coach Dawn Staley
Overall Record: 10-18 • SEC: 2-12

11/16	at Penn State	L	42-56
11/19	Clemson	L	45-52
11/24	Davidson	W	68-47
11/28	vs. Ohio @	W	43-34
11/29	vs. UNC Wilmington @	W	57-54
12/3	at Wake Forest	L	57-74
12/5	High Point	W	73-52
12/16	USC-Upstate	W	71-57
12/19	#3 Stanford	L	47-78
12/21	Charlotte	W	78-76
12/28	#1 Connecticut	L	48-77
12/30	Jacksonville	W	58-50
1/4	at NC State	W	56-55
1/8	#9 Auburn *	L	76-80
1/11	at Georgia *	L	63-69
1/15	#19 Florida *	L	63-77
1/18	at #13 Tennessee *	L	56-68
1/22	at Mississippi *	W	76-67
1/25	#17 Vanderbilt *	L	56-66
1/29	LSU *	L	56-63
2/5	at Kentucky *	L	47-61
2/8	Mississippi *	L	65-66
2/12	at Arkansas *	L	54-58
2/15	Alabama *	W	68-57
2/22	at #15 Florida *	L	66-82
2/26	at Mississippi St. *	L	41-58
3/1	Kentucky *	L	53-70
3/5	vs. Mississippi St. ^	L	39-49

@ Cancun Thanksgiving Classic (Cancun, Mexico)
 ^ SEC Tournament (Little Rock, Ark.)

2009-10

Head Coach Dawn Staley
Overall Record: 14-15 • SEC: 7-9

11/16	at Charlotte	W (ot)	70-66
11/19	at Clemson	L (2ot)	92-94
11/22	Penn State	W	63-56
11/26	vs. #20 Oklahoma @	L	67-75
11/27	vs. #5 Notre Dame @	L	55-78
11/28	vs. #23 San Diego St. @	W	58-55
12/2	High Point	W	70-52
12/13	NC State	W	74-71
12/17	Wake Forest	W	62-52
12/20	vs. #9 North Carolina <	L	85-93
12/28	vs. Boston Univ. -	L	67-68
12/29	vs. Brown -	W	73-46
1/3	#11 LSU *	L	58-70
1/7	at #4 Tennessee *	L	62-79
1/10	at Alabama *	W	80-68
1/14	Kentucky *	W	79-71

YEAR-BY-YEAR RESULTS

1/17	Auburn *	W	63-49
1/21	at #18 LSU *	L	52-69
1/24	at Florida *	L	56-59
1/28	Mississippi *	W	64-50
1/31	#5 Tennessee *	L	55-60
2/4	at Auburn *	W	61-58
2/7	at #14 Georgia *	W	52-42
2/11	Mississippi State *	L	53-55
2/14	Arkansas *	L	68-72
2/21	at #16 Kentucky *	L	50-71
2/25	#24 Georgia *	L	49-65
2/28	at Vanderbilt *	W	73-70
3/4	vs. Mississippi ^	L	63-64

* Southeastern Conference Game
 @ Paradise Jam (St. Thomas, U.S.V.I.)
 < Carolinas Challenge (Myrtle Beach, S.C.)
 - Saint Joseph's Hawk Classic (Philadelphia, Pa.)
 ^ SEC Tournament (Duluth, Ga.)

2010-11

Head Coach Dawn Staley
Overall Record: 18-15 • SEC: 8-8
• Women's NIT Participant •

11/12	#5 Xavier	L	65-84
11/15	Illinois	W	61-48
11/18	Clemson	W	73-59
11/21	at Penn State	L	48-78
11/26	at #3 Stanford	L	32-70
11/28	at UC Davis	L	52-61
12/1	Charleston Southern	W	75-53
12/5	Savannah State	W	52-33
12/12	NC State	W	77-63
12/19	vs. #10 North Carolina <	L	51-75
12/21	Butler	W	67-54
12/28	Presbyterian	W	68-40
12/30	South Carolina State	W	63-44
1/2	at Georgia *	L	51-61
1/6	LSU *	W	63-61
1/9	Florida *	L	63-65
1/13	at #19 Kentucky *	L	48-66
1/16	at Mississippi *	W (ot)	63-58
1/20	#5 Tennessee *	L	56-71
1/23	Alabama *	W	59-48
1/27	#20 Georgia *	W	57-48
1/30	at Auburn *	L	47-54
2/6	at Arkansas *	W (ot)	64-62
2/10	#15 Kentucky *	W	66-61
2/13	at Mississippi State *	W	60-53
2/17	at #4 Tennessee *	L	60-82
2/20	Auburn *	W	65-49
2/24	at LSU *	L (ot)	51-54
2/27	Vanderbilt *	L (ot)	60-74
3/3	vs. Mississippi ^	W	62-50
3/4	vs. Georgia ^	L	34-66
3/16	Appalachian State !	W	67-54
3/20	Charlotte !	L	57-69

* Southeastern Conference Game
 < Carolinas Challenge (Myrtle Beach, S.C.)
 ^ SEC Tournament (Nashville, Tenn.)
 ! Women's NIT (Columbia, S.C.)

2011-12

Head Coach Dawn Staley
Overall Record: 25-10 • SEC: 10-6
• NCAA Tournament Sweet 16 •

11/11	at Illinois	W	71-52
11/14	Alabama A&M	W	60-53
11/17	at Clemson	W	65-48
11/20	#11 Penn State	L	50-55
11/23	C. of Charleston	W	59-40
11/27	Presbyterian	W	52-24
11/30	at Xavier	W	67-56
12/4	at NC State	L	53-55
12/11	Furman	W	72-33
12/14	South Carolina State	W	66-21
12/18	vs. #18 North Carolina <	W	79-48
12/21	Savannah State	W	65-39
12/28	at Drexel	W	62-58
1/1	Alabama *	W	68-42
1/5	#24 Vanderbilt *	W	65-55
1/8	at Florida *	W	49-44
1/12 (24)	at LSU *	L	48-58
1/15 (24)	#9 Kentucky *	L	58-66
1/19	at Auburn *	L	49-53
1/22	at #25 Vanderbilt *	W (ot)	65-60
1/26	Mississippi *	W	61-43
1/29	Mississippi State *	W	69-43
2/2	at #8 Tennessee *	W	64-60
2/9 (24)	at Arkansas *	L	47-68
2/12 (24)	Florida *	W	62-58
2/16 (25)	#18 Georgia *	L	49-61
2/19 (25)	at Alabama *	W	69-55
2/23	at #13 Kentucky *	L	50-53
2/26	Arkansas *	W	53-47
3/1 (25)	vs. Alabama ^	W	57-38
3/2 (25)	vs. #16 Georgia ^	W	59-55
3/3 (25)	vs. #13 Tennessee ^	L	58-74
3/17 (25)	vs. Eastern Michigan \$	W	80-48
3/19 (25)	at #13 Purdue \$	W	72-61
3/24 (25)	vs. #2 Stanford \$	L	60-76

* Southeastern Conference Game
 < Carolinas Challenge (Myrtle Beach, S.C.)
 ^ SEC Tournament (Nashville, Tenn.)
 \$ NCAA Tournament (West Lafayette, Ind./Fresno, Calif.)

2012-13

Head Coach Dawn Staley
Overall Record: 25-8 • SEC: 11-5
• NCAA Tournament Participant •

11/9	Elon	W	77-44
11/12	at Louisiana Tech	W	82-58
11/15	Savannah State	W	78-47
11/18	Clemson	W	64-43
11/22	vs. Hampton @	W	45-34
11/23	vs. Florida Gulf Coast @	W	65-46
11/24	vs. DePaul @	W	55-46
11/28	Drexel	W (ot)	58-55
12/2	at Seton Hall	W	55-42
12/9	Furman	W	69-35
12/19 (21)	#1 Stanford	L	49-53
12/21 (21)	South Carolina State	W	65-45
12/29 (19)	Western Carolina	W	66-44
1/3 (18)	#12 Tennessee *	L	53-73
1/6 (18)	at Mississippi State *	W	60-46
1/10 (18)	Vanderbilt *	W	64-48
1/13 (18)	at #13 Georgia *	L	40-42
1/17 (19)	LSU *	W	66-59
1/20 (19)	at Florida *	W	52-44
1/24 (18)	#5 Kentucky *	W	55-50
1/27 (18)	at Arkansas *	W	43-40

2/3 (15)	Auburn *	W	59-51
2/7 (15)	at Alabama *	W	65-53
2/10 (15)	#14 Texas A&M *	L	48-50
2/14 (16)	at #9 Kentucky *	L	74-78
2/17 (16)	at Mississippi *	W	62-47
2/24 (15)	Mississippi State *	W	58-43
2/28 (14)	at Missouri *	L	58-65
3/3 (14)	Florida *	W	67-56
3/7 (17)	vs. Alabama ^	W	77-35
3/8 (17)	vs. #19 Texas A&M ^	L	52-61
3/23 (17)	vs. South Dakota State \$	W	74-52
3/25 (17)	vs. Kansas \$	L	69-75

* Southeastern Conference Game
 @ Paradise Jam (St. Thomas, U.S.V.I.)
 ^ SEC Tournament (Duluth, Ga.)
 \$ NCAA Tournament (Boulder, Colo.)

2013-14

Head Coach Dawn Staley
Overall Record: 29-5 • SEC: 14-2
• NCAA Tournament Sweet 16 •

11/8 (22)	Charleston Southern	W	99-29
11/10 (22)	Louisiana Tech	W	68-45
11/14 (21)	C. of Charleston	W	81-54
11/17 (21)	Seton Hall	W	88-67
11/20 (19)	at Clemson	W	68-43
11/23 (19)	at San Diego State	W	88-54
11/25 (17)	at Southern California	W	70-50
12/2 (12)	NC Central	W	79-27
12/8 (12)	at Charlotte	W	76-61
12/18 (10)	vs. #14 North Carolina <	L	66-74
12/20 (10)	Winthrop	W	69-61
12/22 (10)	South Carolina State	W	70-26
12/28 (13)	Savannah State	W	82-40
1/2 (13)	at Arkansas *	W	55-51
1/5 (13)	Vanderbilt *	W	76-66
1/9 (10)	#9 Kentucky *	W	68-59
1/12 (10)	at Auburn *	W	72-66
1/16 (8)	at #25 Texas A&M *	L (ot)	65-67
1/19 (8)	Alabama *	W	77-51
1/26 (10)	at #16 Vanderbilt *	W	61-57
1/30 (7)	Mississippi *	W	99-70
2/2 (7)	Missouri *	W	78-62
2/6 (6)	at Mississippi State *	W	71-64
2/9 (6)	Arkansas *	W	67-49
2/16 (5)	at #19 LSU *	W	73-57
2/20 (4)	at #15 Kentucky *	W	81-58
2/23 (4)	Florida *	W	69-55
2/27 (4)	Georgia *	W	67-56
3/2 (4)	at #10 Tennessee *	L	61-73
3/7 (5)	vs. Georgia ^	W	67-48
3/8 (5)	vs. #12 Kentucky ^	L	58-68
3/23 (8)	vs. CSU Northridge \$	W	73-58
3/25 (8)	vs. Oregon State \$	W	78-69
3/30 (8)	vs. #12 North Carolina \$	L	58-65

* Southeastern Conference Game
 < Carolinas Challenge (Myrtle Beach, S.C.)
 ^ SEC Tournament (Nashville, Tenn.)
 \$ NCAA Tournament (Seattle, Wash./Palo Alto, Calif.)

YEAR-BY-YEAR RESULTS



2014-15

Head Coach Dawn Staley

Overall Record: 34-3 • SEC: 15-1

• NCAA Tournament Final Four •



Front Row: Elem Ibiam, Aleighsa Welch, Asia Dozier, Doniyah Clincy, Alaina Coates, Jatarie White, A'ja Wilson; Back Row: India Farmer, Tina Roy, Olivia Gaines, Bianca Cuevas, Tiffany Davis, Khadijah Sessions, Kaydra Duckert, Tiffany Mitchell.

11/15	(2)	Southern Cal	W	70-61
11/20	(2)	Clemson	W	99-41
11/23	(2)	San Diego State	W	89-38
11/27	(1)	vs. Wisconsin @	W	67-44
11/28	(1)	vs. #22 Syracuse @	W	67-63
12/1	(1)	NC Central	W	90-26
12/4	(1)	Charlotte	W	82-61
12/7	(1)	at #9 Duke	W	51-50
12/14	(1)	Savannah State	W	111-49
12/17	(1)	at Hampton	W	69-49
12/20	(1)	vs. Central Michigan <	W	80-45
12/21	(1)	vs. Liberty <	W	84-44
1/2	(1)	Auburn *	W	77-58
1/4	(1)	at LSU *	W	75-51

1/8	(1)	at Alabama *	W	102-59
1/11	(1)	#10 Kentucky *	W	68-60
1/15	(1)	at Missouri *	W	60-49
1/19	(1)	at Florida *	W	77-42
1/26	(1)	#12 Texas A&M *	W	79-61
1/29	(1)	Alabama *	W	85-54
2/1	(1)	at Mississippi *	W	77-59
2/5	(1)	at #22 Georgia *	W	58-35
2/9	(1)	at #2 Connecticut	L	62-87
2/12	(2)	LSU *	W	86-62
2/15	(2)	Vanderbilt *	W	89-59
2/19	(2)	at Arkansas *	W	73-56
2/23	(2)	#6 Tennessee *	W	71-66
2/26	(2)	#11 Mississippi State *	W	69-50

3/1	(2)	at #13 Kentucky *	L	56-67
3/6	(3)	vs. Arkansas ^	W	58-36
3/7	(3)	vs. LSU ^	W	74-54
3/8	(3)	vs. #5 Tennessee ^	W	62-46
3/20	(3)	Savannah State \$	W	81-48
3/22	(3)	Syracuse \$	W	97-68
3/27	(3)	vs. #15 N. Carolina \$	W	67-65
3/29	(3)	vs. #7 Florida State \$	W	80-74
4/5	(3)	vs. #2 Notre Dame \$	L	65-66

* Southeastern Conference Game
 @ Junkanoo Jam (Freeport, Bahamas)
 < Subway Classic (Minneapolis, Minn.)
 ^ SEC Tournament (N. Little Rock, Ark)
 \$ NCAA Tournament (Columbia, S.C./Greensboro, N.C./Tampa, Fla.)

2015-16

Head Coach Dawn Staley

Overall Record: 33-2 • SEC: 16-0

• NCAA Tournament Sweet 16 •

11/13	(2)	#6 Ohio State	W	88-80
11/15	(2)	UNC Greensboro	W	92-44
11/18	(2)	at Clemson	W	67-41
11/22	(2)	at UCLA	W	68-65
11/27	(2)	vs. #16 Arizona State @	W	60-58
11/28	(2)	vs. CSU Bakersfield @	W	90-71
11/29	(2)	at Hawaii @	W	67-51
12/6	(2)	#14 Duke	W	66-55
12/13	(2)	Winthrop	W	86-37
12/16	(2)	Hampton	W	86-48

12/20	(2)	vs. East Carolina <	W	88-57
12/22	(2)	Elon	W	78-63
1/3	(2)	Arkansas *	W	85-32
1/7	(2)	at Vanderbilt *	W	71-61
1/10	(2)	#20 Missouri *	W	83-58
1/14	(2)	at #9 Kentucky *	W	73-62
1/17	(2)	#15 Texas A&M *	W	59-58
1/21	(2)	at Auburn *	W	74-58
1/24	(2)	at #10 Mississippi St. *	W	57-51
1/28	(2)	Mississippi	W	81-62
1/31	(2)	at #10 Texas A&M *	W	70-63
2/4	(2)	#18 Kentucky *	W	78-68
2/8	(2)	#1 Connecticut	L	54-66
2/11	(2)	#16 Florida *	W	86-71
2/15	(3)	at #24 Tennessee *	W	62-56

2/18	(3)	Georgia *	W	61-51
2/22	(3)	at Alabama *	W	66-46
2/25	(3)	at Mississippi *	W	66-45
2/28	(3)	LSU *	W	75-39
3/4	(3)	vs. Auburn ^	W	57-47
3/5	(3)	vs. #13 Kentucky ^	W	93-63
3/6	(3)	vs. #16 Mississippi St. ^	W	66-52
3/18	(3)	Jacksonville \$	W	77-41
3/20	(3)	Kansas State \$	W	73-47
3/25	(3)	vs. #14 Syracuse \$	W	72-80

* Southeastern Conference Game
 @ Rainbow Wahine Showdown (Honolulu, Hawaii)
 < Carolinas Challenge (Myrtle Beach, S.C.)
 ^ SEC Tournament (Jacksonville, Fla.)
 \$ NCAA Tournament (Columbia, S.C./Sioux Falls, S.D.)

Note: Number in parentheses is South Carolina's ranking in Associated Press Poll on the date of the game. Opponent rankings are Associated Press Poll on date of the game.

YEAR-BY-YEAR FINISH

Year	Coach	Won	Lost	Pct.	Final Rank	Conference Record (Finish)	Postseason Finish
1974-75	Pam Backhaus	18	12	.600	–	–	
1975-76	Frankie Porter	7	15	.318	–	–	
1976-77	Pam Backhaus	8	18	.308	–	–	
1977-78	Pam Parsons	24	10	.706	–	–	AIAW Regionals
1978-79	Pam Parsons	27	10	.730	15	–	NWIT Champions
1979-80	Pam Parsons	30	6	.833	4	–	AIAW Final Four
1980-81	Pam Parsons	13	17	.433	–	–	AIAW Regionals
1981-82	Pam Parsons	*7	0	1.000	–	–	
	Terry Kelly	#16	8	.667	15	–	NCAA Tournament Sweet 16
1982-83	Terry Kelly	16	12	.571	–	–	
1983-84	Terry Kelly	18	12	.600	–	Metro, 7-3 (4th)	
1984-85	Nancy Wilson	18	10	.643	–	Metro, 8-2 (2nd)	
1985-86	Nancy Wilson	19	11	.633	–	Metro, 9-1 (1st)	NCAA Tournament 1st round
1986-87	Nancy Wilson	18	12	.600	–	Metro, 8-4 (2nd)	
1987-88	Nancy Wilson	23	11	.676	–	Metro, 10-2 (1st)	NCAA Tournament 2nd round
1988-89	Nancy Wilson	23	7	.767	-/24	Metro, 10-2 (T-1st)	NCAA Tournament 1st round
1989-90	Nancy Wilson	24	9	.727	17/22	Metro, 13-1 (1st)	NCAA Tournament Sweet 16
1990-91	Nancy Wilson	22	9	.710	19/16	Metro, 12-2 (T-1st)	NCAA Tournament 1st round
1991-92	Nancy Wilson	13	15	.464	–	SEC, 2-9 (12th)	
1992-93	Nancy Wilson	17	10	.629	–	SEC, 5-6 (7th)	
1993-94	Nancy Wilson	14	13	.518	–	SEC, 2-9 (T-10th)	
1994-95	Nancy Wilson	12	15	.444	–	SEC, 1-10 (T-10th)	
1995-96	Nancy Wilson	16	12	.571	–	SEC, 2-9 (T-11th)	
1996-97	Nancy Wilson	12	15	.444	–	SEC, 1-11 (T-11th)	
1997-98	Susan Walvius	13	15	.464	–	SEC, 3-11 (11th)	
1998-99	Susan Walvius	11	16	.407	–	SEC, 0-14 (12th)	
1999-00	Susan Walvius	13	15	.464	–	SEC, 3-11 (11th)	
2000-01	Susan Walvius	11	17	.611	–	SEC, 6-8 (T-6th)	
2001-02	Susan Walvius	25	7	.781	13/6	SEC, 10-4 (T-2nd)	NCAA Tournament Elite Eight
2002-03	Susan Walvius	23	8	.742	16/18	SEC, 9-5 (T-5th)	NCAA Tournament 2nd round
2003-04	Susan Walvius	10	18	.357	–	SEC, 1-13 (12th)	
2004-05	Susan Walvius	8	21	.276	–	SEC, 2-12 (12th)	
2005-06	Susan Walvius	17	12	.586	–	SEC, 7-7 (7th)	Women's NIT 1st round
2006-07	Susan Walvius	18	15	.545	–	SEC, 6-8 (8th)	Women's NIT 3rd round
2007-08	Susan Walvius	16	16	.500	–	SEC, 4-10 (T-9th)	Women's NIT 2nd round
2008-09	Dawn Staley	10	18	.357	–	SEC, 2-12 (11th)	
2009-10	Dawn Staley	14	15	.483	–	SEC, 7-9 (T-7th)	
2010-11	Dawn Staley	18	15	.545	–	SEC, 8-8 (T-5th)	Women's NIT 2nd round
2011-12	Dawn Staley	25	10	.714	25/21	SEC, 10-6 (T-4th)	NCAA Tournament Sweet 16
2012-13	Dawn Staley	25	8	.758	17/16	SEC, 11-5 (T-4th)	NCAA Tournament 2nd round
2013-14	Dawn Staley	29	5	.853	8/9	SEC, 14-2 (1st)	NCAA Tournament Sweet 16
2014-15	Dawn Staley	34	3	.919	3/3	SEC, 15-1 (T-1st)	SEC Tourn. Champ./NCAA Final Four
2015-16	Dawn Staley	33	2	.943	3/5	SEC, 16-0 (1st)	SEC Tourn. Champ./NCAA Sweet 16
TOTALS	42 seasons	768	505	.603			

Notes: * Resigned after the first seven games of the 1981-82 season
 # Was named acting head coach for the remainder of the 1981-82 season
 South Carolina entered the Metro Conference before the 1983-84 season.
 The 1991-92 season was South Carolina's first in the SEC.
 Final rankings are listed AP/USA Today Coaches' Poll (USA Today Poll started 1984-85).

Coaching Record Book

Wins

1. Nancy Wilson (1985-97)	231
2. Dawn Staley (2009-present)	188
3. Susan Walvius (1998-08)	165
4. Pam Parsons (1978-82)	101
5. Terry Kelly (1982-84)	50

Percentage

1. Dawn Staley (2009-present)	188-76	.712
2. Pam Parsons (1978-82)	101-43	.701
3. Terry Kelly (1982-84)	50-32	.610
4. Nancy Wilson (1985-97)	231-149	.608
5. Susan Walvius (1998-08)	165-160	.508

Postseason Appearances (NCAA/WNIT/AIAW)

1. Dawn Staley (2009-present)	6
2. Susan Walvius (1998-08)	5
Nancy Wilson (1985-97)	5
4. Pam Parsons (1978-82)	4
5. Terry Kelly (1982-84)	1

Years Coached

1. Nancy Wilson (1985-97)	13
2. Susan Walvius (1998-08)	11
3. Dawn Staley (2009-present)	8
4. Pam Parsons (1978-82)	4.5
5. Terry Kelly (1982-84)	2.5

All-Time Head Coaches



Pam Backhaus (1975, 1977)
26-30 (.464)



Frankie Porter (1976)
7-15 (.318)



Pam Parsons (1978-82*)
101-43 (.701)



Terry Kelly (1982-84#)
50-32 (.610)



Nancy Wilson (1985-97)
231-149 (.608)



Susan Walvius (1998-2008)
165-160 (.508)



Dawn Staley (2009-present)
188-76 (.712)

All-Time Assistant Coaches

Tonya Alleyne	1997-99
Ed Baldwin	2003-05
Suzanne Barbre	1982-83
Lisa Boyer	2009-present
Al Brown	2003-04
Karen Brown	1979-80
Fred Chmiel	2016-present
Jimmy DeShazo	1997-2001
Jill Dunn	1994-97
Maria Fantanarosa	1994-97
Ken Griffin	2005-07
Rosie Jones-Hall	1989-94
Nessie Harris	1986-89; 1995-97
Linda Hill-MacDonald	2000-03; 2004-05

Tammy Holder	1984-88; 1999-2000, 2005-08
Ronald Hughey	2007-08
Terry Kelly	1981 (for 7 games)
Michelle Marciniak	2003-08
Nikki McCray-Penson	2009-present
Carla McGhee	2008-10
Karen Middleton	1992-94
Sheila Moorman	1977-78
Shell Robinson-Dailey	1999-03
Darius Taylor	2011-15
Debbie Taylor	1997-1999
Barbara Thaxton	1994
Heidi VanDerveer	1988-94

SERIES RECORDS VS. OPPONENTS

Opponent	Overall	Home	Away	Neut.	First Mtg	Last Mtg	Opponent	Overall	Home	Away	Neut.	First Mtg	Last Mtg
Akron	1-0	0-0	0-0	1-0	12/1/00	12/1/00	George Mason	2-0	1-0	1-0	0-0	1/20/99	1/2/00
Alabama	22-15	11-5	9-8	2-2	2/10/79	2/22/16	Georgia	11-33	5-14	3-15	3-4	2/13/76	2/18/16
Alabama A&M	2-0	2-0	0-0	0-0	12/19/07	11/14/11	Georgia Southern	17-2	11-2	6-0	0-0	12/3/77	11/29/05
Alaska-Anchorage	1-0	0-0	0-0	1-0	2/26/88	2/26/88	Georgia State	7-0	3-0	2-0	2-0	12/17/77	12/29/93
Alcorn State	1-0	1-0	0-0	0-0	12/29/02	12/29/02	Hampton	3-0	1-0	1-0	1-0	11/22/12	12/16/15
Anderson	3-6	1-1	0-1	0-1	12/2/74	2/15/78	Hartford	1-0	1-0	0-0	0-0	3/18/07	3/18/07
Appalachian State	11-4	5-1	4-0	1-3	1/17/75	3/16/11	Harvard	1-0	1-0	0-0	0-0	12/19/97	12/19/97
Arizona State	2-1	0-0	0-1	2-0	12/20/95	11/27/15	Hawaii	4-0	0-0	4-0	0-0	12/3/81	11/29/15
Arkansas	15-17	9-5	5-10	1-2	2/1/92	1/3/16	High Point	4-1	4-0	0-0	0-1	12/22/78	12/2/09
Arkansas State	0-1	0-0	0-0	0-1	12/29/94	12/29/94	Hofstra	0-1	0-1	0-0	0-0	3/21/07	3/21/07
Auburn	20-21	11-7	7-12	2-2	1/12/80	3/4/16	Holy Cross	1-1	0-0	0-0	1-1	11/27/88	12/28/92
Austin Peay	1-0	0-0	0-0	1-0	12/30/93	12/30/93	Illinois	2-1	1-0	1-0	0-1	11/23/07	11/11/11
Benedict College	2-0	0-0	1-0	1-0	2/23/78	12/1/78	Indiana	3-1	1-1	2-0	0-0	12/29/83	11/22/00
Berry College	2-0	0-0	1-0	1-0	1/13/78	2/19/86	Iowa	1-0	0-0	0-0	1-0	12/29/89	12/29/89
Bethune-Cookman	1-0	1-0	0-0	0-0	12/21/05	12/21/05	Jackson State	1-0	1-0	0-0	0-0	12/7/07	12/7/07
Birmingham Strn.	1-0	1-0	0-0	0-0	12/20/04	12/20/04	Jacksonville	3-0	3-0	0-0	0-0	11/27/04	3/18/16
Boston College	1-0	0-0	0-0	1-0	11/30/02	11/30/02	James Madison	0-2	0-0	0-0	0-2	3/7/75	2/11/77
Boston University	0-1	0-0	0-0	0-1	12/28/09	12/28/09	Kansas	0-1	0-0	0-0	0-1	3/25/13	3/25/13
Bowling Green	1-0	1-0	0-0	0-0	3/14/90	3/14/90	Kansas State	2-1	1-0	1-0	0-1	12/20/80	3/20/16
Brown	1-0	0-0	0-0	1-0	12/29/09	12/29/09	Kentucky	25-33	17-9	7-20	1-4	1/10/79	3/5/16
Buffalo	1-0	1-0	0-0	0-0	11/17/07	11/17/07	Lander	2-0	0-0	0-0	0-0	12/11/74	1/20/75
Butler	1-0	1-0	0-0	0-0	12/21/11	12/21/11	Liberty	2-0	1-0	0-0	1-0	3/16/02	12/21/14
California	1-0	0-0	0-0	1-0	3/15/79	3/15/79	Longwood	1-0	1-0	0-0	0-0	2/21/06	2/21/06
Campbell	3-0	2-0	1-0	0-0	1/31/95	11/23/96	Louisiana Tech	3-3	1-1	1-2	1-0	3/23/80	11/25/13
Central Florida	2-0	2-0	0-0	0-0	2/17/86	11/28/98	La.-Lafayette	3-1	3-1	0-0	0-0	11/18/01	11/25/06
Central Michigan	1-0	0-0	0-0	1-0	12/20/14	12/20/14	Louisville	16-4	8-2	7-1	1-1	1/17/80	11/29/91
Charleston Southern	7-0	6-0	1-0	0-0	12/6/91	11/8/13	Loyola (Md.)	0-1	0-0	0-0	0-1	12/29/96	12/29/96
Charlotte	18-6	10-3	8-3	0-0	2/23/83	12/4/14	LSU	10-22	5-10	3-12	2-0	1/4/92	2/28/16
Chattanooga	1-0	0-0	0-0	1-0	3/23/03	3/23/03	Maine	1-0	0-0	1-0	0-0	11/30/91	11/30/91
Cheyney St.	1-1	1-0	0-1	0-0	1/9/80	1/21/85	Marist	1-0	0-0	0-0	1-0	12/18/95	12/18/95
Cincinnati	19-1	10-0	7-1	2-0	1/17/84	3/18/02	Marshall	3-1	2-0	1-1	0-0	1/8/83	3/7/88
Claffin	4-2	2-1	1-1	0-0	12/10/74	2/14/79	Maryland	0-1	0-0	0-0	0-1	12/29/97	12/29/97
Clemson	28-33	18-11	8-20	2-0	1/10/76	11/18/15	Memphis	16-5	10-1	4-3	2-1	3/10/78	1/25/93
Coastal Carolina	7-0	5-0	1-0	1-0	2/28/75	12/29/04	Mercer	6-2	3-1	2-0	1-0	1/11/75	11/24/06
Coll. of Charleston	15-9	10-1	3-3	2-3	12/6/74	11/14/13	Miami (Fla.)	2-0	0-0	1-0	1-0	2/28/83	11/28/93
Columbia College	2-0	0-0	2-0	0-0	1/24/77	1978-79	Michigan	3-0	1-0	1-0	1-0	2/8/80	12/1/95
Connecticut	0-4	0-2	0-2	0-0	12/17/07	2/8/16	Middle Tennessee St.	1-2	1-1	0-1	0-0	3/12/86	12/18/04
Cornell	1-0	0-0	0-0	1-0	12/30/96	12/30/96	Minnesota	3-1	2-0	1-1	0-0	11/27/94	12/13/05
CSU Bakersfield	1-0	0-0	0-0	1-0	11/25/15	11/25/15	Mississippi	20-17	11-5	7-8	2-4	11/25/78	2/25/16
CSU Northridge	1-0	0-0	0-0	1-0	3/23/14	3/23/14	Mississippi State	17-16	10-5	6-9	1-2	12/29/84	3/6/16
Davidson	2-0	1-0	0-0	0-0	2/6/75	11/24/08	Missouri	4-1	2-0	1-1	1-0	11/24/01	1/10/16
DePaul	3-2	2-1	0-1	1-0	1/13/82	11/24/12	Montana State	1-0	0-0	0-0	1-0	11/24/00	11/24/00
Detroit	1-0	0-0	1-0	0-0	12/3/82	12/3/82	Montclair State	1-0	0-0	1-0	0-0	1/7/80	1/7/80
Dist. of Columbia	1-0	1-0	0-0	0-0	2/23/81	2/23/81	Morehead State	1-0	0-0	0-0	1-0	3/8/79	3/8/70
Drake	3-0	0-0	0-0	3-0	3/17/79	2/23/02	Nebraska	0-1	0-0	0-0	0-1	12/4/92	12/4/92
Drexel	2-0	1-0	1-0	0-0	12/28/11	11/28/12	Nevada	1-1	0-0	0-1	1-0	11/29/97	12/3/99
Duke	3-1	1-0	2-0	0-1	11/25/01	12/6/15	New Hampshire	1-0	0-0	0-0	1-0	12/30/97	12/30/97
Duquesne	1-1	1-0	0-1	0-0	12/10/00	11/30/01	New Mexico	1-0	0-0	1-0	0-0	12/6/03	12/6/03
East Carolina	15-1	6-0	5-0	4-0	2/15/75	12/20/15	New Orleans	1-2	1-1	0-1	0-0	2/10/83	1/22/87
East Tennessee St.	10-1	7-0	2-1	1-0	1/19/80	11/12/06	North Carolina	8-11	2-1	2-2	4-7	1/24/76	3/27/15
Eastern Michigan	1-0	0-0	0-0	1-0	3/17/12	3/17/12	North Carolina A&T	2-0	2-0	0-0	0-0	11/17/06	3/21/08
Elon	2-2	2-1	0-0	0-0	2/5/75	12/22/15	N. Carolina Central	2-0	2-0	0-0	0-0	12/2/13	12/1/14
Erskine	1-0	0-0	0-0	1-0	3/3/77	3/3/77	North Carolina St.	11-19	6-6	4-9	1-4	12/20/77	12/4/11
Fairleigh Dickinson	1-0	0-0	0-0	1-0	12/31/94	12/31/94	North Greenville	1-1	1-0	0-1	0-0	12/11/76	2/2/77
Federal City	1-0	0-0	0-0	0-0	1/17/76	1/17/76	Northern Illinois	3-0	1-0	2-0	0-0	12/29/85	12/3/89
Florida	15-20	7-10	8-8	0-2	12/1/79	2/11/16	Northwestern	2-1	0-0	2-0	0-1	3/16/80	11/25/95
Florida A&M	6-0	5-0	1-0	0-0	2/4/81	12/14/04	Notre Dame	2-2	1-0	1-0	0-2	1/31/81	4/5/15
Florida Atlantic	1-0	1-0	0-0	0-0	12/15/99	12/15/99	Ohio	4-0	2-0	1-0	1-0	12/8/95	11/28/09
Florida Gulf Coast	1-0	0-0	0-0	1-0	11/23/12	11/23/12	Ohio State	2-2	2-0	0-2	0-0	1/9/79	11/13/15
Florida International	2-0	0-0	2-0	0-0	2/27/83	11/25/07	Oklahoma	0-3	0-1	0-1	0-1	12/7/06	11/26/09
Florida State	17-2	7-1	8-0	2-1	2/12/78	3/29/15	Old Dominion	6-9	5-2	1-6	0-1	2/10/77	11/27/93
Fordham	1-0	1-0	0-0	0-0	12/3/06	12/3/06	Oregon	2-0	0-0	0-0	2-0	3/16/79	11/28/02
Francis Marion	11-6	3-1	2-2	1-1	12/7/74	2/20/84	Oregon State	1-0	0-0	0-0	1-0	3/25/14	3/25/14
Furman	12-1	9-0	3-1	0-0	1/31/76	12/9/12	Penn State	4-6	2-2	2-4	0-0	2/9/80	11/20/11

SERIES RECORDS VS. OPPONENTS

Opponent	Overall	Home	Away	Neut.	First Mtg	Last Mtg	Opponent	Overall	Home	Away	Neut.	First Mtg	Last Mtg
Pepperdine	1-0	0-0	0-0	1-0	11/30/96	11/30/96	Texas A&M	3-3	2-1	1-1	0-1	2/10/13	1/31/16
Pfeiffer	0-1	0-0	0-0	0-1	12/21/78	12/21/78	Texas Tech	1-0	0-0	0-0	1-0	11/23/90	11/23/90
Pittsburgh	2-0	1-0	1-0	0-0	12/19/81	1/21/84	Texas-Pan American	1-0	0-0	0-0	1-0	12/29/98	12/29/98
Presbyterian	2-0	2-0	0-0	0-0	12/28/10	11/27/11	Tulane	12-0	3-0	4-0	5-0	1/23/84	12/1/95
Purdue	1-2	0-0	1-0	0-2	11/26/00	3/19/12	UAB	3-0	1-0	2-0	0-0	2/19/83	12/20/91
Queens College	1-0	0-0	0-0	0-1	1/27/79	1/27/79	UC Davis	0-1	0-0	0-1	0-0	11/28/10	11/28/10
Rhode Island	1-0	0-0	0-0	1-0	11/26/88	11/26/88	UCLA	1-1	0-1	1-0	0-0	1/5/81	11/22/15
Rice	1-1	1-0	0-1	0-0	2/13/95	11/10/00	UNC Asheville	3-0	3-0	0-0	0-0	2/24/86	1/3/08
Richmond	0-1	0-0	0-1	0-0	12/29/91	12/29/91	UNC Greensboro	3-1	1-0	0-0	0-0	1/24/75	11/15/15
Rutgers	1-1	1-0	0-1	0-0	1/6/82	1/4/83	UNC Wilmington	4-0	2-0	1-0	1-0	11/25/98	11/29/08
Saint Francis (Pa.)	1-0	1-0	0-0	0-0	11/9/07	11/9/07	UNLV	1-2	0-0	0-1	1-1	11/25/85	11/15/04
Saint Joseph's (Pa.)	2-0	0-0	1-0	1-0	1/26/79	1/2/82	USC-Aiken	1-0	0-0	1-0	0-0	2/24/79	2/24/79
Samford	1-0	1-0	0-0	0-0	12/28/06	12/28/06	USC-Upstate	1-0	1-0	0-0	0-0	12/16/08	12/16/08
San Diego State	3-0	1-0	1-0	1-0	11/25/09	11/23/14	UTEP	1-0	0-0	0-0	1-0	11/28/97	11/28/97
San Francisco	0-1	0-0	0-0	0-1	12/19/80	12/19/80	Valdosta State	1-1	0-1	1-0	0-0	2/12/79	1/21/80
Savannah State	8-0	8-0	0-0	0-0	12/19/05	3/20/15	Valparaiso	1-0	0-0	0-0	1-0	11/26/94	11/26/94
Seton Hall	2-2	1-1	1-1	0-0	12/30/03	11/17/13	Vanderbilt	13-21	8-8	5-11	0-2	3/13/91	1/7/16
Siena College	1-0	0-0	0-0	1-0	12/1/96	12/1/96	Virginia	2-3	1-1	1-2	0-0	2/28/81	11/15/07
SMU	2-1	1-0	1-0	0-1	12/8/80	12/28/84	Va. Commonwealth	2-1	1-1	1-0	0-0	1/10/91	12/16/97
South Carolina St.	25-9	19-2	4-3	0-0	1/16/75	12/22/13	Virginia Tech	15-6	9-1	6-4	0-1	12/8/79	2/16/91
South Dakota St.	1-0	0-0	0-0	1-0	3/23/13	3/23/13	Voorhees	5-0	1-0	1-0	0-0	2/27/75	2/28/77
Southern California	3-0	1-0	2-0	0-0	3/12/80	11/15/14	Wake Forest	2-1	1-0	1-1	0-0	11/24/95	12/17/09
Southern Miss	11-8	6-1	2-5	3-2	1/25/84	3/5/91	Washington	0-2	0-0	0-1	0-1	3/22/90	11/22/04
Southern Utah	1-0	0-0	0-0	1-0	12/5/03	12/5/03	Western Carolina	5-0	4-0	1-0	0-0	12/17/83	12/29/12
St. Augustine's	1-0	0-0	0-0	0-0	2/1/75	2/1/75	Western Kentucky	1-0	0-0	0-0	1-0	2/27/88	2/27/88
Saint Peter's (N.J.)	0-1	0-0	0-1	0-0	12/29/92	12/29/92	Wheeling College	1-0	1-0	0-0	0-0	1/13/79	1/13/79
Stanford	0-5	0-2	0-2	0-1	1/8/07	12/12/12	William Penn	1-0	0-0	0-0	1-0	11/28/81	11/28/81
Stephen F. Austin	1-0	1-0	0-0	0-0	3/17/80	3/17/80	Winthrop	8-5	7-0	0-2	0-0	2/19/75	12/13/15
Stetson	4-0	2-0	2-0	0-0	2/19/82	12/2/03	Wisconsin	1-0	0-0	0-0	1-0	11/27/14	11/27/14
Syracuse	3-2	2-0	0-1	1-1	12/2/00	3/25/16	Wis.-Milwaukee	1-0	0-0	0-0	1-0	12/28/98	12/28/98
Temple	2-0	1-0	1-0	0-0	12/4/01	12/17/02	Wofford	6-0	4-0	2-0	0-0	2/19/96	12/4/02
Tennessee	5-45	2-19	1-21	1-4	1/15/79	2/15/16	Wright State	1-0	0-0	0-0	1-0	12/2/89	12/2/89
Tennessee Tech	4-2	4-1	0-1	0-0	1978-79	3/15/89	Xavier	1-2	0-1	1-1	0-0	3/17/06	11/30/11
Texas	0-2	0-0	0-1	0-1	3/20/88	11/25/05	Yale	1-0	0-0	0-0	1-0	12/5/92	12/5/92

Locations for most games during the 1974-75 and 1975-76 seasons are missing from the records.

SERIES RECORDS VS. CONFERENCES

America East	3-0
School	Record
Hartford	1-0
Maine	1-0
New Hampshire	1-0

American Athletic	68-12
School	Record
Central Florida	2-0
Cincinnati	19-1
Connecticut	0-4
East Carolina	15-1
Memphis	16-5
SMU	2-1
Temple	2-0
Tulane	12-0

Atlantic 10	11-3
School	Record
Davidson	2-0
Duquesne	1-1
Fordham	1-0
George Mason	2-0
Rhode Island	1-0
Richmond	0-1
Saint Joseph's	2-0
VCU	2-1

Atlantic Coast	122-84
School	Record
Boston College	1-0
Clemson	28-33
Duke	3-1
Florida State	17-2
Louisville	16-4
Miami (Fla.)	2-0
North Carolina	8-11
North Carolina State	11-19
Notre Dame	2-2
Pittsburgh	2-0
Syracuse	3-2
Virginia	2-3
Virginia Tech	15-6
Wake Forest	2-1

Atlantic Sun	9-0
School	Record
Florida Gulf Coast	1-0
Jacksonville	3-0
Stetson	4-0
USC Upstate	1-0

Big 12	3-7
School	Record
Kansas	0-1
Kansas State	2-1
Oklahoma	0-3
Texas	0-2
Texas Tech	1-0

Big East	7-6
School	Record
Butler	1-0
DePaul	3-2
Seton Hall	2-2
Xavier	1-2



The Gamecocks have played more non-conference games against opponents in the Atlantic Coast Conference than any other league, including this game against archrival Clemson, which opened Colonial Life Arena.

Big Sky	1-0
School	Record
Montana State	1-0
Southern Utah	1-0

Big South	37-6
School	Record
Campbell	3-0
Charleston Southern	7-0
Coastal Carolina	7-0
High Point	4-1
Liberty	2-0
Longwood	1-0
Presbyterian	2-0
UNC Asheville	3-0
Winthrop	8-5

Big Ten	23-17
School	Record
Illinois	2-1
Indiana	3-1
Iowa	1-0
Maryland	0-1
Michigan	3-0
Minnesota	3-1
Nebraska	0-1
Northwestern	2-1
Ohio State	2-2
Penn State	4-6
Purdue	1-2
Rutgers	1-1
Wisconsin	1-0

Big West	5-1
School	Record
CSU Northridge	1-0
Hawaii	4-0
UC Davis	0-1

Colonial Athletic	23-14
School	Record
College of Charleston	15-9
Drexel	2-0
Elon	2-2
Hofstra	0-1
James Madison	0-2
UNC Wilmington	4-0

Conference USA	51-30
School	Record
Charlotte	18-6
Florida Atlantic	1-0
Florida International	2-0
Louisiana Tech	3-3
Marshall	3-1
Middle Tennessee State	1-2
Old Dominion	6-9
Rice	1-1
Southern Miss	11-8
UAB	3-0
UTEP	1-0
Western Kentucky	1-0

Horizon League	4-0
School	Record
Detroit	1-0
Valparaiso	1-0
Wisconsin-Milwaukee	1-0
Wright State	1-0

Ivy League	4-0
School	Record
Brown	1-0
Cornell	1-0
Harvard	1-0
Yale	1-0

Metro Atlantic Athletic	2-1
School	Record
Marist	1-0
Seina College	1-0
Saint Peter's	0-1

Mid-American	12-0
School	Record
Akron	1-0
Bowling Green	1-0
Buffalo	1-0
Central Michigan	1-0
Eastern Michigan	1-0
Northern Illinois	3-0
Ohio	4-0

Mid-Eastern Athletic	47-9
School	Record
Bethune-Cookman	1-0
Florida A&M	6-0
Hampton	3-0
North Carolina A&T	2-0
North Carolina Central	2-0
Savannah State	8-0
South Carolina State	25-9

Missouri Valley	3-0
School	Record
Drake	3-0

Mountain West	6-3
School	Record
Nevada	1-1
New Mexico	1-0
San Diego State	3-0
UNLV	1-2

Northeast	2-0
School	Record
Fairleigh Dickinson	1-0
Saint Francis (Pa.)	1-0

Ohio Valley	6-2
School	Record
Austin Peay	1-0
Morehead State	1-0
Tennessee Tech	4-2

Pac-12	10-9
School	Record
Arizona State	2-1
California	1-0
Oregon	2-0
Oregon State	1-0
Southern California	3-0
Stanford	0-5
UCLA	1-1
Washington	0-2

Patriot League	1-3
School	Record
Boston University	0-1
Holy Cross	1-1
Loyola (Md.)	0-1

Southeastern	180-264
School	Record
Alabama	22-15
Arkansas	15-17
Auburn	20-21
Florida	15-20
Georgia	11-33
Kentucky	25-33
LSU	10-22
Mississippi	20-17
Mississippi State	17-16
Missouri	4-1
Tennessee	5-45
Texas A&M	3-3
Vanderbilt	13-21

SERIES HISTORY VS. OPPONENTS

Southern		44-5
School	Record	
Chattanooga	1-0	
East Tennessee State	10-1	
Furman	12-1	
Mercer	6-2	
Samford	1-0	
UNC Greensboro	3-1	
Western Carolina	5-0	
Wofford	6-0	

Southland		2-2
School	Record	
New Orleans	1-2	
Stephen F. Austin	1-0	

Southwestern Athletic		4-0
School	Record	
Alabama A&M	2-0	
Alcorn State	1-0	
Jackson State	1-0	

Summit League		1-0
School	Record	
South Dakota State	1-0	

Sun Belt		38-8
School	Record	
Appalachian State	11-4	
Arkansas State	0-1	
Georgia Southern	17-2	
Georgia State	7-0	
Louisiana-Lafayette	3-1	

West Coast		1-1
School	Record	
Pepperdine	1-0	
San Francisco	0-1	

Western Athletic		2-0
School	Record	
CSU Bakersfield	1-0	
Texas-Pan American	1-0	

SERIES HISTORY VS. OPPONENTS

A			
Akron			1-0
Date	Result	Score	Site
12/01/00	W	77-55	N

Alabama			
Alabama			22-15
Date	Result	Score	Site
2/10/79	W	80-62	H
1/30/80	W	58-47	A
1/20/82	L	55-59	A
3/16/88	W	77-63	H
1/11/92	L	74-80	H
1/9/93	L	67-82	A
1/22/94	L	77-94	H
1/22/95	L	62-85	A
2/22/96	L	75-68	H
2/9/97	L	38-87	A
1/4/98	L	54-64	H
2/27/98	L	72-92	N
2/7/99	L	73-87	A
2/25/99	L	71-82	N
2/17/00	L	69-67	H
1/14/01	W	82-67	A
2/14/02	W	69-54	H
2/9/03	W	48-34	A
1/11/04	L	71-74	A
2/12/04	W	77-51	H
1/20/05	L	62-75	A
2/20/05	W	66-57	H
1/22/06	W	67-48	A
1/14/07	W	95-35	H
1/10/08	L	54-65	A
2/15/09	W	68-57	H
1/10/10	W	80-68	A
1/23/11	W	59-48	H
1/1/12	W	68-42	H
2/19/12	W	69-55	A
3/1/12	W	57-38	N
2/7/13	W	65-53	A
3/7/13	W	77-35	N
1/19/14	W	77-51	H
1/8/15	W	102-59	A
1/29/15	W	85-54	H

2/22/16	W	66-46	A
---------	---	-------	---

Alabama A&M			
Alabama A&M			2-0
Date	Result	Score	Site
12/19/07	W	88-41	H
11/14/11	W	60-53	H

Alaska-Anchorage			
Alaska-Anchorage			1-0
Date	Result	Score	Site
2/26/88	W	78-60	A

Alcorn State			
Alcorn State			1-0
Date	Result	Score	Site
12/29/02	W	96-52	H

Anderson			
Anderson			3-6
Date	Result	Score	Site
12/2/74	L	60-99	
1/10/75	W	74-73	
1/28/75	W	80-63	
2/7/76	L	53-66	
2/12/76	L	60-69	N
1976	L	76-82	
1/31/77	L	65-78	H
2/24/77	L	54-56	A
2/15/78	W	87-64	H

Appalachian State			
Appalachian State			11-4
Date	Result	Score	Site
1/17/75	W	55-53	
2/19/77	L	68-89	N
2/10/78	W	81-59	N
11/29/82	W	95-59	H
12/5/83	W	80-60	A
12/16/87	L	66-68	H
12/3/88	W	98-64	A
12/4/93	L	72-78	N
12/30/94	L	64-70	N
2/7/95	W	98-79	H
1/31/96	W	78-77	A
1/15/97	W	76-63	H
11/19/97	W	77-61	A
11/24/03	W	82-66	H
3/16/11	W	67-54	H

Arizona State			
Arizona State			2-1
Date	Result	Score	Site
12/20/95	W	83-71	N
12/4/99	L	56-61	A
11/27/15	W	60-58 (OT)	N

Arkansas			
Arkansas			15-17
Date	Result	Score	Site
2/1/92	L	51-58	A
1/30/93	W	76-51	H
2/12/94	L	77-87	A
2/11/95	L	62-63	H
3/3/95	L	70-80	N
1/21/96	L	58-66	A
1/18/97	L	71-82	H
1/24/98	L	67-86	A
1/24/99	L	80-88	H
1/27/00	L	87-79	A
1/2/01	W	82-67	H
1/13/02	W	91-66	H
1/27/02	L	46-74	A
3/1/02	L	61-79	N
1/12/03	L	58-67	A
2/16/03	W	83-59	H
1/18/04	L	52-66	H
1/23/05	L	49-61	A
1/29/06	W	61-52	H
2/8/07	W	74-69	A
2/3/08	W	59-50	H
2/12/09	L	54-58	A
2/14/10	L	68-72	H
2/6/11	W	64-62 (OT)	A
2/9/12	L	47-68	A
2/26/12	W	53-47	H
1/27/13	W	43-40	A
1/2/14	W	55-51	A
2/9/14	W	67-49	H
2/19/15	W	73-56	A
3/6/15	W	58-36	N
1/3/16	W	85-32	H

Arkansas State			
Arkansas State			0-1
Date	Result	Score	Site
12/29/94	L	72-81	N

Auburn			
Auburn			20-21
Date	Result	Score	Site
1/12/80	W	77-50	A
2/16/81	W	91-69	H
1/11/82	L	50-65	A
2/5/83	L	38-56	A
1/30/84	W	65-64	H
1/9/85	L	50-61	H
11/28/87	L	52-88	N
11/28/89	L	61-78	A
12/29/90	W	83-76	H
3/1/92	L	44-71	A
2/27/93	W	59-47	H
1/5/94	W	64-55	A
1/3/95	L	43-77	H
12/10/95	L	50-56	A
2/19/97	L	51-81	H
1/1/98	L	65-70	A
1/3/99	L	50-62	H
1/9/00	L	73-50	A
2/3/00	L	71-62	H
1/7/01	W	66-49	H
2/1/01	W	71-65	A
2/21/02	L	49-67	A
2/23/03	W	65-64	H
2/15/04	L	58-69	A
2/6/05	L	47-56	H
2/16/06	W	58-46	A
3/2/06	L	48-64	N
2/15/07	W	70-61	H
3/1/07	W	65-63	N
2/17/08	L	72-83	A
1/8/09	L	76-80	H
1/17/10	W	63-49	H
2/4/10	W	61-58	A
1/30/11	L	47-54	A
2/20/11	W	65-49	H
1/19/12	L	49-53	A
2/3/13	W	59-51	H
1/12/14	W	72-66	A
1/2/15	W	77-58	H
1/21/16	W	74-58	A
3/4/16	W	57-48	N

SERIES HISTORY VS. OPPONENTS

Austin Peay 1-0			
Date	Result	Score	Site
12/30/93	W	90-51	N

B

Benedict College 2-0			
Date	Result	Score	Site
2/23/78	W	74-44	N
12/1/78	W	86-45	A

Berry 2-0			
Date	Result	Score	Site
1/13/78	W	90-80	N
2/19/86	W	96-65	A

Bethune-Cookman 1-0			
Date	Result	Score	Site
12/21/05	W	87-26	H

Birmingham Southern 1-0			
Date	Result	Score	Site
12/20/04	W	66-40	H

Boston College 1-0			
Date	Result	Score	Site
11/30/02	W	54-51	N

Boston University 0-1			
Date	Result	Score	Site
12/28/09	L	67-68	N

Bowling Green 1-0			
Date	Result	Score	Site
3/14/90	W	93-50	H

Brown 1-0			
Date	Result	Score	Site
12/29/09	W	73-46	N

Buffalo 1-0			
Date	Result	Score	Site
11/17/07	W	66-54	H

Butler 1-0			
Date	Result	Score	Site
12/21/10	W	67-54	H

C

California 1-0			
Date	Result	Score	Site
3/15/79	W	62-51	N

Campbell 3-0			
Date	Result	Score	Site
1/31/95	W	76-71	H
12/4/95	W	82-59	H
11/23/96	W	65-46	A

Central Florida 2-0			
Date	Result	Score	Site
2/17/86	W	90-67	H
11/28/98	W	80-70	H

Central Michigan 1-0			
Date	Result	Score	Site
12/20/14	W	80-45	N

Charleston Southern 7-0			
Date	Result	Score	Site
12/6/91	W	86-26	A
12/7/92	W	75-43	H
2/16/99	W	78-74	H
1/5/00	W	73-38	H
12/4/07	W	72-26	H
12/1/10	W	75-53	H
11/8/13	W	99-29	H

Charlotte 18-6			
Date	Result	Score	Site
2/23/83	L	72-77	A
2/27/84	W	79-63	H
1/18/86	W	76-58	H
12/2/86	L	55-61	A
12/12/87	W	73-63	H
12/8/88	W	89-71	A
1/9/92	L	52-69	H
2/10/93	W	62-52	A
2/23/94	W	74-65	H
2/15/95	L	60-73	A
2/7/96	W	80-68	H
1/22/97	W	60-39	A
2/17/98	W	78-71	H
11/21/98	W	85-71	A
11/19/99	W	67-61	H
12/28/00	W	61-43	A
12/28/01	W	72-53	H
12/14/03	W	84-67	A
11/30/04	L	72-78	H
12/21/08	W	78-76	H
11/16/09	W	70-66 (OT)	A
3/20/11	L	57-69	H
12/8/13	W	76-61	A
12/4/14	W	82-61	H

Chattanooga 1-0			
Date	Result	Score	Site
3/23/03	W	68-54	N

Cheyney 1-1			
Date	Result	Score	Site
1/9/80	L	57-60	A
1/21/85	W	73-60	H

Cincinnati 19-1			
Date	Result	Score	Site
1/17/84	L	77-80	A
2/12/84	W	112-102	H
1/24/85	W	78-77	A
2/9/85	W	80-65	H
1/25/86	W	67-63	H
2/10/86	W	80-56	A
3/3/86	W	61-48	H
1/9/87	W	86-57	H
2/7/87	W	69-60	A
3/5/87	W	77-46	N
1/11/88	W	71-44	A
2/8/88	W	55-53	H
1/16/89	W	63-61	A

2/13/89	W	58-48	H
3/10/89	W	63-60	N
1/13/90	W	81-41	H
2/10/90	W	64-46	A
1/14/91	W	53-47	H
2/11/91	W	81-58	A
3/18/02	W	75-56	H

Claflin 4-2			
Date	Result	Score	Site
12/10/74	W	71-67	
12/7/76	L	81-61	A
1/18/77	L	81-88	H
12/5/77	W	81-61	A
1/24/78	W	103-51	H
2/14/79	W	100-63	H

Clemson 28-33			
Date	Result	Score	Site
1/10/76	L	61-66	
2/23/76	L	62-73	
1/22/77	L	60-92	H
2/23/77	L	74-80	A
12/10/77	W	69-66	H
1/7/78	L	66-69	A
1/14/78	L	66-79	A
12/6/78	W	77-60	H
2/3/79	L	63-70	A
3/3/79	W	75-74	N
12/5/79	L	73-75	A
2/2/80	W	88-72	H
3/1/80	W	89-55	N
12/6/80	[W] L	86-67	H
2/7/81	L	70-78	A
3/10/81	W	81-64	A
12/12/81	W	82-74	A
2/6/82	W	99-91	H
12/8/82	W	73-58	H
1/22/83	L	73-89	A
12/3/83	L	77-80	A
2/11/84	L	73-81	H
12/5/84	L	62-70	H
2/25/85	L	61-83	A
12/7/85	L	61-62	A
2/3/86	W	86-72	H
12/6/86	W	74-65	A
2/11/87	W	57-54	H
1/30/88	L	60-62	H
2/10/88	L	62-72	A
1/26/89	W	64-62	H
1/28/89	L	67-74	A
12/9/89	W	82-64	H
1/8/90	W	74-52	A
12/8/90	L	40-73	H
1/16/91	W	75-62	H
2/12/92	L	69-81	A
2/3/93	W	55-54	H
2/16/94	L	75-90	A
12/8/94	W	79-73	H
2/5/96	L	57-75	A
12/18/96	L	60-66	H
11/25/97	L	59-73	A
12/17/98	L	67-84	H
11/29/99	L	65-46	A
11/29/00	L	43-56	H
11/28/01	L	63-71	A

11/22/02	W	72-58	H
11/21/03	L	99-103 (OT)	A
12/3/04	L	79-87 (OT)	H
1/2/06	W	77-46	A
11/20/06	W	80-48	H
12/22/07	W	64-43	A
11/19/08	L	45-52	H
11/19/09	L	92-94 (2OT)	A
11/18/10	W	73-59	H
11/17/11	W	65-48	A
11/18/12	W	64-43	H
11/20/13	W	68-43	A
11/20/14	W	99-41	H
11/18/15	W	67-41	A

Coastal Carolina 7-0			
Date	Result	Score	Site
2/28/75	W	66-47	N
1/5/91	W	86-51	A
2/22/95	W	89-53	H
1/16/96	W	92-39	H
12/19/99	W	67-57	H
12/18/01	W	94-34	H
12/29/04	W	70-50	H

College of Charleston 15-9			
Date	Result	Score	Site
12/6/74	W	86-74	H
2/12/75	L	55-59	A
1/26/76	L	93-116	N
1976	L	56-65	
1976	L	70-74	
1/11/77	L	68-94	A
2/26/77	L	61-80	H
12/22/77	L	61-62	N
2/6/78	W	82-69	A
2/11/78	L	63-68	N
2/18/78	W	69-64	H
2/25/78	W	85-81	N
3/4/78	W	84-80	N
12/15/78	W	79-63	H
2/7/79	W	73-51	A
12/7/91	L	63-66	A
12/1/92	W	72-78	H
1/3/94	W	106-72	H
12/20/96	W	74-54	H
11/24/02	W	83-54	H
1/28/04	W	84-61	A
1/13/05	W	67-37	H
11/23/11	W	59-40	H
11/14/13	W	81-54	H

Columbia College 2-0			
Date	Result	Score	Site
1/24/77	W	87-61	A
1978	W	119-70	A

Connecticut 0-4			
Date	Result	Score	Site
12/17/07	L	39-97	A
12/28/08	L	48-77	H
2/9/15	L	62-87	A
2/8/16	L	54-66	H

SERIES HISTORY VS. OPPONENTS

Cornell 1-0

Date	Result	Score	Site
12/30/96	W	60-56	N

CSU Bakersfield 1-0

Date	Result	Score	Site
11/25/15	W	90-71	N

CSU Northridge 1-0

Date	Result	Score	Site
3/23/14	W	73-58	N

D

Davidson 2-0

Date	Result	Score	Site
2/6/75	W	75-48	
11/24/08	W	68-47	H

DePaul 3-2

Date	Result	Score	Site
1/13/82	L	72-80	A
3/2/83	W	79-58	H
12/5/89	L	58-63	H
3/1/89	W	85-56	A
11/24/12	W	55-46	N

Detroit 1-0

Date	Result	Score	Site
12/3/82	W	75-47	A

District of Columbia 1-0

Date	Result	Score	Site
2/23/81	W	97-63	H

Drake 3-0

Date	Result	Score	Site
3/17/79	W	74-71	N
11/27/87	W	78-49	N
3/23/02	W	79-65	N

Drexel 2-0

Date	Result	Score	Site
12/28/11	W	62-58	A
11/28/12	W	58-55 (OT)	H

Duke 3-1

Date	Result	Score	Site
11/25/01	W	87-81 (OT)	A
3/25/02	L	68-77	N
12/7/14	W	51-50	A
12/6/15	W	66-55	H

Duquesne 1-1

Date	Result	Score	Site
12/10/00	L	65-67	A
11/30/01	W	75-61	H

E

East Carolina 15-1

Date	Result	Score	Site
2/15/75	L	64-74	
2/18/77	W	74-44	N

3/11/78	W	77-70	N
12/11/78	W	86-64	A
1/26/80	W	97-54	H
2/27/82	W	86-81	A
3/14/82	W	79-54	H
1/28/84	W	67-51	H
2/25/84	W	64-55	A
12/15/84	W	68-54	H
1/2/85	W	83-61	A
11/28/86	W	61-55	N
1/4/88	W	71-53	H
2/27/89	W	84-59	A
1/19/98	W	67-60	H
12/20/15	W	88-57	N

East Tennessee State 10-1

Date	Result	Score	Site
1/19/80	W	103-60	H
1/18/82	W	64-63	H
2/14/83	L	59-70	A
12/28/91	W	79-54	N
1/7/92	W	75-65	A
1/27/93	W	86-53	H
1/26/94	W	93-83	A
1/18/95	W	81-67	H
1/8/97	W	75-71	H
12/19/00	W	117-71	H
11/12/06	W	78-53	H

Eastern Michigan 1-0

Date	Result	Score	Site
3/17/12	W	80-48	N

Elon 2-2

Date	Result	Score	Site
2/5/75	L	79-90	
3/6/75	L	77-82	A
11/9/12	W	77-44	H
12/22/15	W	78-63	H

Erskine 1-0

Date	Result	Score	Site
3/3/77	W	73-71	N

F

Fairleigh Dickinson 1-0

Date	Result	Score	Site
12/31/94	W	109-86	N

Federal City 1-0

Date	Result	Score	Site
1/17/76	W	86-72	

Florida 15-20

Date	Result	Score	Site
12/1/79	W	93-50	A
1/21/81	W	86-48	H
2/8/92	W	66-50	A
2/6/93	L	53-74	H
2/20/94	L	68-80	A
2/18/95	L	49-69	H
1/14/96	L	51-70	A
3/1/96	L	48-65	N
1/12/97	L	62-66	H

1/17/98	L	68-82	A
1/17/99	L	66-78	H
1/23/00	L	76-62	H
1/30/00	L	79-63	A
1/21/01	L	85-97	H
1/28/01	L	53-91	A
2/3/02	W	69-59	A
1/30/03	W	78-64	H
1/22/04	L	56-61	A
1/16/05	L	57-67	H
2/12/06	W	81-63	A
1/25/07	W	79-51	H
1/27/08	L	57-60	H
2/24/08	W	69-65	A
3/6/08	L	57-71	N
1/15/09	L	63-77	H
2/22/09	L	66-82	A
1/24/10	L	56-59	A
1/9/11	L	63-65	H
1/8/12	W	49-44	A
2/12/12	W	62-58	H
1/20/13	W	52-44	A
3/3/13	W	67-56	H
2/23/14	W	69-55	H
1/19/15	W	77-42	A
2/11/16	W	86-71	H

Florida A&M 6-0

Date	Result	Score	Site
2/4/81	W	100-51	H
11/13/98	W	78-51	A
11/22/99	W	73-51	H
12/30/01	W	82-29	H
11/29/03	W	96-66	H
12/14/04	W	88-55	H

Florida Atlantic 1-0

Date	Result	Score	Site
12/15/99	W	98-60	H

Florida Gulf Coast 1-0

Date	Result	Score	Site
11/23/12	W	65-46	N

Florida International 2-0

Date	Result	Score	Site
2/27/83	W	87-73	A
11/25/07	W	82-66	A

Florida State 17-2

Date	Result	Score	Site
2/12/78	W	115-52	N
11/29/79	W	93-68	A
1/29/81	W	69-57	H
1/27/82	W	82-81	A
2/6/84	W	69-62	H
1/19/85	W	70-61	A
1/2/86	W	81-57	H
1/19/87	W	63-56	A
2/16/87	W	64-61	H
1/25/88	W	85-55	A
2/22/88	W	96-86	H
1/23/89	W	99-82	H
2/20/89	W	76-68	A
1/22/90	W	75-72	A
3/3/90	W	75-59	H

1/21/91	L	60-69	H
2/4/91	W	92-91	A
3/6/91	L	53-54	N
3/29/15	W	80-74	N

Fordham 1-0

Date	Result	Score	Site
12/3/06	W	77-38	H

Francis Marion 11-6

Date	Result	Score	Site
12/7/74	W	86-54	
1/10/75	W	75-51	
1/14/75	W	62-50	
1/22/75	W	70-63	
1/28/76	L	77-78	
2/18/76	L	74-91	
1976	W	79-65	
1/12/77	L	58-74	H
2/21/77	L	85-92	A
3/4/77	L	61-65	N
1/28/78	W	64-57	H
2/13/78	W	75-73	A
2/24/78	W	68-64	N
1/17/79	W	69-58	H
2/5/79	W	69-62	A
2/7/83	W	95-89	H
2/20/84	L	72-73	A

Furman 12-1

Date	Result	Score	Site
1/31/76	W	79-59	A
1/29/77	W	111-68	H
3/2/87	W	81-63	H
2/18/88	W	83-64	A
1/22/92	W	60-53	H
1/20/93	W	56-49	A
2/2/94	W	77-74	H
1/25/95	L	84-101	A
11/27/95	W	92-54	H
11/23/97	W	84-57	H
11/16/01	W	94-74	H
12/11/11	W	72-33	H
12/9/12	W	69-35	H

G

George Mason 2-0

Date	Result	Score	Site
1/20/99	W	73-70	A
1/2/00	W	62-48	H

Georgia 11-33

Date	Result	Score	Site
2/13/76	L	60-62	N
2/9/78	W	71-49	N
1/30/82	L	75-82	A
1/22/83	L	72-74	H
1/22/86	L	70-93	A
1/2/87	L	56-69	H
2/3/88	L	60-82	A
1/12/89	L	73-82	H
12/30/89	L	64-76	N
2/15/90	L	57-72	A

SERIES HISTORY VS. OPPONENTS

12/11/90	L	56-74	H
1/18/92	L	62-63	A
1/16/93	W	77-57	H
1/29/94	L	76-80	A
1/29/95	L	58-80	H
2/11/96	L	79-61	A
2/01/97	L	35-78	H
2/4/98	L	61-80	A
2/3/99	L	58-62	H
2/10/00	L	61-84	A
2/8/01	L	55-92	H
1/10/02	W	71-64	A
2/7/02	W	64-59	H
1/19/03	L	59-67	H
2/13/03	L	91-97 (OT)	A
2/22/04	L	50-73	H
3/4/04	L	42-73	N
2/10/05	L	51-67	A
1/26/06	L	65-74	H
2/11/07	L	57-81	A
2/28/08	L	41-55	H
1/11/09	L	63-69	A
2/7/10	W	52-42	A
2/25/10	L	49-65	H
1/2/11	L	51-61	A
1/27/11	W	57-48	H
3/4/11	L	34-66	N
2/16/12	L	59-61	H
3/2/12	W	59-55	N
1/13/13	L	40-42	A
2/27/14	W	67-56	H
3/7/14	W	67-48	N
2/5/15	W	58-35	A
2/18/16	W	61-51	H

Georgia Southern 17-2

Date	Result	Score	Site
12/3/77	W	74-59	A
1/25/78	W	87-65	H
12/9/78	W	113-51	H
11/28/79	W	72-69	A
12/3/80	[W] L	91-51	H
2/1/82	W	84-64	H
2/1/84	W	83-61	H
2/4/85	W	81-61	A
11/29/86	W	68-51	A
12/8/86	W	64-60	H
12/19/87	W	76-72	A
12/12/88	W	89-68	H
12/1/90	W	82-52	H
2/4/92	W	67-24	H
12/6/93	W	89-86	H
1/10/95	W	79-74	A
12/18/99	W	80-59	H
12/3/02	W	75-54	H
11/29/05	L	66-73	H

Georgia State 7-0

Date	Result	Score	Site
12/17/77	W	96-69	H
2/4/78	W	60-45	A
2/17/82	W	77-47	H
1/29/83	W	85-68	A
2/28/87	W	96-66	H
12/19/91	W	57-56	N
12/29/93	W	79-47	N

H

Hampton 3-0

Date	Result	Score	Site
11/22/12	W	45-34	N
12/17/14	W	69-59	A
12/16/15	W	86-48	H

Hartford 1-0

Date	Result	Score	Site
3/18/07	W	81-40	H

Harvard 1-0

Date	Result	Score	Site
12/19/97	W	72-69	H

Hawaii 4-0

Date	Result	Score	Site
12/3/81	W	89-52	A
12/4/81	W	74-46	A
11/25/90	W	81-61	A
11/29/15	W	67-51	A

High Point 4-1

Date	Result	Score	Site
12/22/78	L	68-69	N
11/18/05	W	71-35	H
12/20/06	W	87-49	H
12/5/08	W	81-61	H
12/2/09	W	70-52	H

Hofstra 0-1

Date	Result	Score	Site
3/21/07	L	59-64	H

Holy Cross 1-1

Date	Result	Score	Site
11/27/88	W	80-75	N
12/28/92	L	66-74	N

I

Illinois 2-1

Date	Result	Score	Site
11/23/07	L	58-91	N
11/15/10	W	61-48	H
11/11/11	W	71-52	A

Indiana 3-1

Date	Result	Score	Site
12/29/83	W	83-76	H
11/30/84	W	74-67	A
11/24/99	W	95-79	A
11/22/00	L	58-69	H

Iowa 1-0

Date	Result	Score	Site
12/29/89	W	82-76	N

J

Jackson State 1-0

Date	Result	Score	Site
12/7/07	W	82-49	H

Jacksonville 3-0

Date	Result	Score	Site
11/27/04	W	79-54	H
12/30/08	W	58-50	H
3/18/16	W	77-41	H

James Madison 0-2

Date	Result	Score	Site
3/7/75	L	61-71	N
2/11/77	L	54-73	N

K

Kansas 0-1

Date	Result	Score	Site
3/25/13	L	69-75	N

Kansas State 2-1

Date	Result	Score	Site
12/20/80	[W] L	82-62	N
11/29/81	W	81-65	A
3/20/16	W	73-47	H

Kentucky 25-33

Date	Result	Score	Site
1/10/79	W	66-41	A
1/3/80	W	84-61	H
1/24/81	L	65-70	A
3/14/81	L	69-87	N
2/13/82	W	91-81	H
3/19/82	L	69-73	N
2/2/83	L	77-89	A
12/10/83	L	69-77	H
12/1/84	L	62-75	A
12/3/91	L	63-75	H
12/9/92	L	55-76	A
1/8/94	L	63-82	H
3/4/94	L	80-83	N
1/7/95	L	67-85	A
1/24/96	W	66-53	A
2/24/96	W	76-65	H
1/29/97	W	68-59	H
2/22/97	L	52-76	A
2/8/98	L	73-87	A
2/21/98	W	67-65	H
2/11/99	L	76-78	H
2/21/99	L	65-93	A
2/13/00	L	73-71	A
2/20/00	W	64-51	H
2/11/01	W	70-62	H
2/18/01	L	59-61	A
1/20/02	W	78-49	H
2/10/02	W	74-73	A
2/2/03	W	49-46	A
2/27/03	W	97-51	H
1/25/04	L	61-75	H
2/26/04	L	54-71	A
1/30/05	L	50-66	A
2/24/05	W	60-47	H
1/8/06	L	60-72	A
2/9/06	L	71-75	H
1/4/07	L	55-59	A
1/28/07	W	66-56	H
1/24/08	L	62-66	H
3/2/08	W	65-57	A

2/5/09	L	47-61	A
3/1/09	L	53-70	H
1/14/10	W	79-71	H
2/21/10	L	50-71	A
1/13/11	L	48-66	A
2/10/11	W	66-61	H
1/15/12	L	58-66	H
2/23/12	L	50-53	A
1/24/13	W	55-50	H
2/14/13	L	74-78	A
1/9/14	W	68-59	H
2/20/14	W	81-58	A
3/8/14	L	58-68	N
1/11/15	W	68-60	H
3/1/15	L	56-67	A
1/14/16	W	73-62	A
2/4/16	W	78-68	H
3/5/16	W	93-63	N

L

Lander 2-0

Date	Result	Score	Site
12/11/74	W	80-61	
1/20/75	W	94-38	

Liberty 2-0

Date	Result	Score	Site
3/16/02	W	69-61	H
12/21/14	W	84-44	N

Longwood 1-0

Date	Result	Score	Site
2/21/06	W	99-48	H

Louisiana Tech 3-3

Date	Result	Score	Site
3/23/80	W	77-69	N
12/9/80	[L] L	70-97	A
1/08/82	L	58-71	H
1/15/83	L	54-94	A
11/12/12	W	82-58	A
11/10/13	W	68-45	H

Louisiana-Lafayette 3-1

Date	Result	Score	Site
11/18/01	W	72-61	H
12/18/02	W	60-41	H
12/18/03	W	72-59	H
11/25/06	L	68-83	H

Louisville 16-4

Date	Result	Score	Site
1/17/80	W	98-43	H
1/27/80	W	80-62	A
2/4/84	L	63-66	H
2/22/84	L	74-79	A
1/25/85	W	73-72	A
2/7/85	W	90-73	H
1/27/86	W	83-77	H
2/8/86	W	80-67	A
1/12/87	L	68-69	H
2/9/87	W	52-51	A
1/13/88	W	57-55	A
2/6/88	W	55-45	H

SERIES HISTORY VS. OPPONENTS

1/14/89	W	81-74	A
2/18/89	W	89-59	H
1/15/90	W	65-52	H
2/12/90	W	74-64	A
3/9/90	W	80-60	N
1/12/91	W	75-67	H
2/9/91	W	66-62	H
11/29/91	L	47-74	N

Loyola (Md.)				0-1
Date	Result	Score	Site	
12/29/96	L	65-86	N	

LSU				10-22
Date	Result	Score	Site	
1/4/92	L	57-62	A	
1/2/93	W	66-56	H	
1/15/94	W	90-82	A	
1/14/95	L	78-90	H	
2/17/96	L	62-78	H	
2/15/97	L	66-73	A	
12/4/97	L	56-75	A	
2/14/98	L	67-86	H	
2/26/98	W	76-61	N	
12/1/98	L	73-88	H	
2/14/99	L	63-80	A	
2/27/00	L	70-55	A	
2/25/01	L	72-83	H	
2/17/02	L	62-72	A	
2/6/03	L	66-69	H	
2/1/04	L	62-82	A	
2/13/05	L	36-66	H	
1/12/06	L	46-79	A	
2/4/07	L	46-49	H	
1/31/08	L	37-67	A	
1/29/09	L	56-63	H	
1/3/10	L	58-70	H	
1/21/10	L	52-69	A	
1/6/11	W	63-61	H	
2/24/11	L (OT)	51-54	A	
1/12/12	L	48-58	A	
1/17/13	W	66-59	H	
2/16/14	W	73-57	A	
1/4/15	W	75-51	A	
2/12/15	W	86-62	H	
3/7/15	W	74-54	N	
2/28/16	W	75-39	H	

M

Maine				1-0
Date	Result	Score	Site	
11/30/91	W	56-53	A	

Marist				1-0
Date	Result	Score	Site	
12/18/95	W	95-40	N	

Marshall				3-1
Date	Result	Score	Site	
1/8/83	W	87-62	H	
1/15/84	L	80-89	A	
1/7/87	W	66-57	H	
3/7/88	W	70-58	A	

Maryland				0-1
Date	Result	Score	Site	
12/29/97	L	60-74	N	

Memphis				16-5
Date	Result	Score	Site	
3/10/78	W	82-80	N	
2/19/81	W	76-73	A	
2/10/82	W	92-67	H	
1/10/83	L	67-79	A	
2/14/84	W	75-59	H	
3/6/84	L	60-64	N	
1/30/85	L	54-57	A	
1/4/86	W	69-62	H	
1/24/87	W	78-68	A	
2/14/87	L	66-70	H	
1/18/88	W	80-62	H	
2/15/88	L	69-84	A	
3/12/88	W	81-70	N	
1/7/89	W	97-72	H	
2/4/89	W	81-53	A	
1/27/90	W	79-65	A	
2/17/90	W	90-55	H	
1/3/91	W	80-69	H	
2/18/91	W	96-49	H	
2/26/92	W	61-50	H	
1/25/93	W	73-68	A	

Mercer				6-2
Date	Result	Score	Site	
1/11/75	L	63-81		
12/15/77	W	74-64	A	
12/21/77	W	76-51	N	
1/15/81	[W] L	82-54	H	
1/5/82	W	56-50	A	
1/21/83	W	92-70	H	
11/26/03	W	99-78	H	
11/24/06	W	77-30	H	

Miami (Fla.)				2-0
Date	Result	Score	Site	
2/28/83	W	66-56	A	
11/28/93	W	71-68	N	

Michigan				3-0
Date	Result	Score	Site	
2/8/80	W	84-50	N	
12/01/94	W	82-78	H	
12/01/95	W	78-69	A	

Middle Tennessee State				1-2
Date	Result	Score	Site	
3/5/86	L	77-78	H	
12/16/02	W	65-50	H	
12/18/04	L	56-69	A	

Minnesota				3-1
Date	Result	Score	Site	
11/27/94	W	78-75	A	
11/29/95	W	73-35	H	
1/3/04	L	53-63	A	
12/13/05	W	79-61	H	

Mississippi				20-17
Date	Result	Score	Site	
11/25/78	L	76-84	H	

12/12/79	W	68-52	A	
2/14/81	W	87-70	H	
1/25/92	L	67-69	H	
1/23/93	L	57-81	A	
3/5/93	L	57-59	N	
1/11/94	L	53-78	H	
2/4/95	L	58-91	A	
1/28/96	W	69-66	H	
1/25/97	L	55-67	A	
1/31/98	W	79-72	H	
1/31/99	L	56-68	A	
2/6/00	W	75-58	H	
2/4/01	L	53-69	A	
3/1/01	L	68-75	N	
2/4/02	W	82-58	H	
3/2/03	W	91-68	A	
3/6/03	W	79-64	N	
2/5/04	L	65-71	H	
2/27/05	L	51-57	A	
3/3/05	L	50-53	N	
2/19/06	W	77-66	H	
1/18/07	L	57-76	A	
1/20/08	L	61-74	A	
2/10/08	W	71-62	H	
1/22/09	W	76-67	A	
2/8/09	L	65-66	H	
1/28/10	W	64-50	H	
3/4/10	L	63-64	N	
1/16/11	W	63-58 (OT)	A	
3/3/11	W	62-50	N	
1/26/12	W	61-43	H	
2/17/13	W	62-47	A	
1/30/14	W	99-70	H	
2/1/15	W	77-59	A	
1/28/16	W	81-62	H	
2/25/16	W	66-45	A	

Mississippi State				17-16
Date	Result	Score	Site	
12/29/84	W	84-60	H	
1/15/86	L	51-57	A	
2/22/92	L	42-58	A	
1/7/93	W	72-61	H	
12/8/93	L	83-97	A	
12/6/94	W	63-56	H	
1/3/96	L	61-62	A	
1/2/97	L	71-81	H	
1/11/98	L	62-70	A	
1/10/99	L	66-69	H	
1/17/00	L	86-73	A	
2/15/01	W	76-59	H	
1/6/02	W	79-64	A	
1/9/03	W	83-79	H	
3/7/03	L	75-79	N	
2/19/04	L	62-72	A	
1/6/05	L	48-55	H	
2/5/06	W	51-46	A	
2/23/06	W	75-47	H	
1/21/07	L	73-87	A	
2/25/07	W	72-66 (OT)	H	
2/21/08	L	54-48	H	
2/26/09	L	41-58	A	
3/5/09	L	39-49	N	
2/11/10	L	53-55	H	
2/13/11	W	60-53	A	
1/29/12	W	69-43	H	

1/6/13	W	60-46	A	
2/24/13	W	58-43	H	
2/6/14	W	71-64	A	
2/26/15	W	69-50	H	
1/24/16	W	57-51	A	
3/6/16	W	66-52	N	

Missouri				4-1
Date	Result	Score	Site	
11/24/01	W	72-60	N	
2/28/13	L	58-65	A	
2/2/14	W	78-62	H	
1/15/15	W	60-49	A	
1/10/16	W	83-58	H	

Montana State				1-0
Date	Result	Score	Site	
11/24/00	W	63-52	N	

Montclair State				1-0
Date	Result	Score	Site	
1/7/80	W	77-64	A	

Morehead State				1-0
Date	Result	Score	Site	
3/8/79	W	70-64	N	

N

Nebraska				0-1
Date	Result	Score	Site	
12/4/92	L	51-63	N	

Nevada				1-1
Date	Result	Score	Site	
11/29/97	L	63-72	A	
12/3/99	W	63-58	N	

New Hampshire				1-0
Date	Result	Score	Site	
12/30/97	W	75-70	N	

New Mexico				1-0
Date	Result	Score	Site	
12/6/03	W	69-52	A	

New Orleans				1-2
Date	Result	Score	Site	
2/10/83	W	77-67	H	
1/8/86	L	73-79	A	
1/22/87	L	53-54	H	

North Carolina				8-11
Date	Result	Score	Site	
1/24/76	L	65-75		
1/20/79	W	69-60	A	
2/16/80	W	94-62	H	
3/9/81	W	83-77	A	
12/14/85	L	71-72	A	
1/28/87	L	46-67	H	
12/12/87	L	73-77	A	
1/4/89	W	98-71	H	
1/6/91	W	76-69	N	
12/21/00	L	68-74	N	
12/20/01	W	85-53	N	

SERIES HISTORY VS. OPPONENTS

12/20/02	L	69-78	N
12/20/03	L	53-77	N
12/20/09	L	85-93	N
12/19/10	L	51-75	N
12/18/11	W	79-48	N
12/18/13	L	66-74	N
3/30/14	L	58-65	N
3/27/15	W	67-65	N

North Carolina A&T 2-0

Date	Result	Score	Site
11/17/06	W	117-63	H
3/21/08	W	102-74	H

North Carolina Central 2-0

Date	Result	Score	Site
12/2/13	W	79-27	H
12/1/14	W	90-26	H

North Carolina State 11-19

Date	Result	Score	Site
12/20/77	L	73-75	N
1/21/78	L	65-83	A
3/9/78	L	52-77	N
1/4/79	L	60-68	A
2/17/79	W	79-66	H
3/10/79	L	64-67	N
1/14/80	W	78-67	A
2/26/80	W	76-62	H
3/08/80	W	68-55	H
1/6/81	[W] L	78-57	H
3/6/82	W	71-70	A
12/11/82	W	81-76	H
12/7/83	L	74-80	A
12/2/85	L	55-66	H
12/4/86	L	42-63	A
1/2/88	L	68-71	H
2/15/89	W	67-62	A
1/31/90	L	65-90	H
11/24/90	L	58-62	N
1/31/91	L	59-72	A
12/3/94	W	84-71	N
12/30/99	L	69-55	A
12/4/00	L	48-55	H
12/16/04	L	48-75	H
11/29/06	L	41-53	A
3/24/08	L	69-72	A
1/14/09	W	56-55	A
12/13/09	W	74-71	H
12/12/10	W	77-63	H
12/4/11	L	53-55	A

North Greenville 1-1

Date	Result	Score	Site
12/11/76	L	64-71	A
2/2/77	W	77-70	H

Northern Illinois 3-0

Date	Result	Score	Site
12/29/85	W	86-66	H
12/3/87	W	83-71	A
12/3/89	W	87-84	A

Northwestern 2-1

Date	Result	Score	Site
3/15/80	W	64-61	A

3/17/90	W	76-67	A
11/25/95	L	78-82	N

Notre Dame 2-2

Date	Result	Score	Site
1/31/81	W	124-48	A
2/20/82	W	76-54	H
11/27/09	L	55-78	N
4/5/15	L	65-66	N

O

Ohio 4-0

Date	Result	Score	Site
12/8/95	W	73-59	H
12/6/96	W	66-62	A
12/15/05	W	77-49	H
11/28/08	W	43-34	N

Ohio State 2-2

Date	Result	Score	Site
1/9/79	L	52-56	A
2/18/80	W	75-47	H
1/8/81	[L] L	62-69	A
11/13/15	W	88-80	H

Oklahoma 0-3

Date	Result	Score	Site
12/7/06	L	51-78	H
12/30/07	L	63-95	A
11/26/09	L	67-75	N

Old Dominion 6-9

Date	Result	Score	Site
2/10/77	L	44-63	N
2/19/79	W	73-49	H
2/13/80	L	56-81	A
2/12/81	W	74-64	H
3/13/81	L	71-73	A
2/25/82	L	63-84	A
3/5/83	L	60-72	H
1/16/85	L	72-79	A
2/12/86	W	65-57	H
1/14/87	L	51-77	A
1/19/89	L	66-67	H
1/20/90	W	75-54	A
1/30/92	W	64-51	H
1/12/93	W	67-65	A
11/27/93	L	69-79	A

Oregon 2-0

Date	Result	Score	Site
3/16/79	W	84-63	N
11/28/02	W	67-40	N

Oregon State 1-0

Date	Result	Score	Site
3/25/14	W	78-69	N

P

Penn State 4-6

Date	Result	Score	Site
2/9/80	W	71-70	A

2/15/82	W	77-76	A
1/18/83	W	66-63	H
3/25/03	L	67-77	A
11/14/06	L	57-68	A
11/20/07	L	63-70	H
11/16/08	L	42-56	A
11/22/09	W	63-56	H
11/21/10	L	48-78	A
11/20/11	L	50-55	H

Pepperdine 1-0

Date	Result	Score	Site
11/30/96	W	76-72	N

Pfeiffer 0-1

Date	Result	Score	Site
12/21/78	L	81-84	N

Pittsburgh 2-0

Date	Result	Score	Site
12/19/81	W	73-60	A
1/21/84	W	78-68	H

Presbyterian 2-0

Date	Result	Score	Site
12/28/10	W	68-40	H
11/27/11	W	52-24	H

Purdue 1-2

Date	Result	Score	Site
11/26/00	L	53-68	N
11/26/05	L	48-56	N
3/19/12	W	72-61	A

Q

Queens College 1-0

Date	Result	Score	Site
1/27/79	W	103-55	N

R

Rhode Island 1-0

Date	Result	Score	Site
11/26/88	W	92-55	N

Rice 1-1

Date	Result	Score	Site
2/13/95	W	87-71	H
11/10/00	L	56-61	A

Richmond 0-1

Date	Result	Score	Site
12/29/91	L	55-65	A

Rutgers 1-1

Date	Result	Score	Site
1/6/82	W	84-74	H
1/4/83	L	69-90	A

S

Saint Francis (Pa.) 1-0

Date	Result	Score	Site
11/9/07	W	93-33	H

Saint Joseph's (Pa.) 2-0

Date	Result	Score	Site
1/26/79	W	78-56	N
1/2/82	W	50-48	A

Samford 1-0

Date	Result	Score	Site
12/28/06	W	64-56	H

San Diego State 3-0

Date	Result	Score	Site
11/28/09	W	58-55	N
11/23/13	W	88-54	A
11/23/14	W	89-38	H

San Francisco 0-1

Date	Result	Score	Site
12/19/80	[L] L	55-57	N

Savannah State 8-0

Date	Result	Score	Site
12/19/05	W	94-37	H
1/6/08	W	86-47	H
12/5/10	W	52-33	H
12/21/11	W	65-39	H
11/15/12	W	78-47	H
12/28/13	W	82-40	H
12/14/14	W	111-49	H
3/20/15	W	81-48	H

Seton Hall 2-2

Date	Result	Score	Site
12/30/03	L	46-57	A
12/30/04	L	42-53	H
12/2/12	W	55-42	A
11/17/13	W	88-67	H

Siena College 1-0

Date	Result	Score	Site
12/1/96	W	82-62	N

SMU 2-1

Date	Result	Score	Site
12/8/80	[W] L	97-38	N
1/13/83	W	81-62	A
12/28/84	W	85-53	H

South Carolina State 25-9

Date	Result	Score	Site
1/16/75	L	48-49	
2/10/75	W	65-57	
3/1/75	L	55-66	
12/2/75	L	64-70	
1/14/76	L	67-79	
1976	W	75-72	
1/20/77	L	78-89	H
1/26/77	L	58-65	A
12/7/77	L	64-68	H
1/30/78	L	59-67	A
12/4/78	W	90-62	H

SERIES HISTORY VS. OPPONENTS

12/3/79	W	66-52	H
2/21/80	L	74-85	A
11/29/83	W	69-58	H
11/28/84	W	59-50	A
11/22/85	W	68-53	H
12/14/88	W	110-58	H
1/12/90	W	94-50	A
2/19/92	W	72-55	H
1/4/93	W	81-63	H
2/25/93	W	58-55	A
11/30/93	W	90-50	H
1/20/94	W	99-73	A
12/6/97	W	88-65	H
12/22/98	W	98-61	H
12/22/99	W	100-55	H
12/31/02	W	85-42	H
12/22/04	W	85-45	H
12/17/05	W	75-40	H
12/23/06	W	85-42	H
12/30/10	W	63-44	H
12/14/11	W	66-21	H
12/21/12	W	65-45	H
12/22/13	W	70-26	H

South Dakota State 1-0

Date	Result	Score	Site
3/23/13	W	74-52	N

Southern California 3-0

Date	Result	Score	Site
3/12/80	W	70-60	A
11/25/13	W	70-50	A
11/15/14	W	70-61	H

Southern Miss 11-8

Date	Result	Score	Site
1/25/84	W	82-78	A
1/10/85	W	70-67	H
3/4/85	L	80-87	A
1/13/86	L	62-63	A
1/26/87	L	53-5	A
2/23/87	W	61-46	H
3/7/87	L	66-68	N
1/16/88	W	76-61	H
2/13/88	L	70-82	A
3/11/88	W	86-77	N
1/9/89	W	85-80	H
2/6/89	L	89-91	A
3/11/89	W	92-65	N
1/29/90	L	67-69	A
2/26/90	W	82-72	H
3/10/90	L	88-95	N
1/28/91	W	78-63	H
2/25/91	W	85-74	A
3/5/91	W	70-59	N

Southern Utah 1-0

Date	Result	Score	Site
12/5/03	W	81-79	N

St. Augustine's 1-0

Date	Result	Score	Site
2/1/75	W	62-52	

Saint Peter's (N.J.) 0-1

Date	Result	Score	Site
12/29/92	L	55-67	A

Stanford 0-5

Date	Result	Score	Site
1/8/07	L	54-69	A
12/19/08	L	47-78	H
11/26/10	L	32-70	A
3/24/12	L	60-76	N
12/19/12	L	49-53	H

Stephen F. Austin 1-0

Date	Result	Score	Site
3/18/80	W	63-56	H

Stetson 4-0

Date	Result	Score	Site
2/19/82	W	98-49	H
2/26/83	W	74-69	A
1/4/03	W	101-39	H
12/2/03	W	94-66	A

Syracuse 3-2

Date	Result	Score	Site
12/2/00	L	58-73	A
12/2/01	W	76-58	H
11/28/14	W	67-63	N
3/22/15	W	97-68	H
3/25/16	L	72-80	N

Temple 2-0

Date	Result	Score	Site
12/4/01	W	68-65	H
12/27/02	W	57-39	A

Tennessee 5-45

Date	Result	Score	Site
1/15/79	L	54-62	A
3/9/79	L	64-76	A
1/23/80	W	56-52	H
3/7/80	L	54-67	H
3/21/80	L	72-75	N
1/12/81	[L] L	54-65	A
1/25/82	L	81-87	H
12/4/82	L	62-84	N
2/16/83	L	67-87	A
2/8/84	L	66-71	H
2/18/85	L	58-66	A
1/6/86	L	54-70	H
2/19/87	L	56-80	A
1/20/88	L	80-85	H
2/2/89	L	54-60	A
1/25/90	L	69-70	H
1/24/91	L	61-77	A
1/15/92	L	58-78	H
2/18/93	L	57-100	A
2/8/94	L	75-91	H
1/12/95	L	55-72	A
2/15/96	L	73-79	H
2/11/97	L	59-90	A
2/28/97	L	48-75	N
1/6/98	L	52-94	H

1/7/99	L	58-87	A
1/14/00	L	92-76	H
1/11/01	L	45-99	A
1/17/02	L	61-80	H
1/23/03	L	78-97	A
1/15/04	L	58-86	H
2/8/04	L	58-72	A
1/27/05	L	53-68	H
2/17/05	L	44-74	A
2/4/06	L	51-66	H
2/1/07	L	36-72	A
3/2/07	L	63-81	N
1/13/08	L	48-71	H
1/18/09	L	56-68	A
1/7/10	L	62-79	A
1/31/10	L	55-60	H
1/20/11	L	56-71	H
2/17/11	L	60-82	A
2/2/12	W	64-60	A
3/3/12	L	58-74	N
1/3/13	L	53-73	H
3/2/14	L	61-73	A
2/23/15	W	71-66	H
3/8/15	W	62-46	N
2/15/16	W	62-56	A

Tennessee Tech 4-2

Date	Result	Score	Site
1978	W	97-83	H
2/4/80	W	87-73	H
3/4/80	W	68-62	N
2/21/81	L	66-67	A
12/22/81	W	83-57	H
3/15/89	L	73-77	H

Texas 0-2

Date	Result	Score	Site
3/20/88	L	58-77	A
11/25/05	L	55-59	N

Texas A&M 3-3

Date	Result	Score	Site
2/10/13	L	48-50	H
3/8/13	L	52-61	N
1/16/14	L	65-67 (OT)	A
1/26/15	W	79-61	H
1/17/16	W	59-58	H
1/31/16	W	70-63	A

Texas Tech 1-0

Date	Result	Score	Site
11/23/90	W	67-65	N

Texas-Pan American 1-0

Date	Result	Score	Site
12/29/98	W	109-71	N

Tulane 12-0

Date	Result	Score	Site
1/23/84	W	79-74	A
3/5/84	W	74-64	N
1/12/85	W	75-67	H
3/3/85	W	76-66	N
1/11/86	W	72-67	A
1/6/90	W	86-52	H
2/3/90	W	76-55	A

3/8/90	W	71-62	N
1/26/91	W	73-49	H
2/23/91	W	79-73	A
3/4/91	W	80-44	N
12/19/95	W	72-66	N

UAB 3-0

Date	Result	Score	Site
2/19/83	W	73-71	H
2/12/85	W	79-64	A
12/20/91	W	71-68	A

UC Davis 0-1

Date	Result	Score	Site
11/28/10	L	52-61	A

UCLA 1-1

Date	Result	Score	Site
1/5/81	[W] L	86-81	H
11/22/15	W	68-65	A

UNC Asheville 3-0

Date	Result	Score	Site
2/24/86	W	111-36	H
12/5/98	W	80-40	H
1/3/08	W	80-52	H

UNC Greensboro 3-1

Date	Result	Score	Site
1/24/75	W	70-54	H
2/3/75	W	71-66	A
2/14/75	L	84-86	N
11/15/15	W	92-44	H

UNC Wilmington 4-0

Date	Result	Score	Site
11/25/98	W	82-62	H
12/30/06	W	75-42	A
12/1/08	W	72-60	H
11/29/09	W	57-54	N

UNLV 1-2

Date	Result	Score	Site
11/25/85	L	62-77	A
2/28/88	W	98-97	N
11/15/05	L	63-66	N

USC Aiken 1-0

Date	Result	Score	Site
2/24/79	W	91-42	A

USC Upstate 1-0

Date	Result	Score	Site
12/16/09	W	71-57	H

UTEP 1-0

Date	Result	Score	Site
11/28/97	W	100-60	N

SERIES HISTORY VS. OPPONENTS

V

Valdosta State				1-1
Date	Result	Score	Site	
2/12/79	L	91-98	A	
1/21/80	W	88-56	H	

Valparaiso				1-0
Date	Result	Score	Site	
11/26/94	W	79-53	N	

Vanderbilt				13-21
Date	Result	Score	Site	
3/13/91	L	64-73	A	
12/31/91	W	72-65	H	
3/6/92	L	47-58	N	
2/13/93	L	48-58	A	
2/26/94	L	56-71	H	
3/2/95	L	58-98	A	
1/8/96	L	69-80	H	
1/5/97	L	33-70	A	
1/14/98	W	70-66	H	
1/28/98	L	53-66	A	
1/14/99	L	54-81	A	
1/28/99	L	63-76	H	
1/20/00	W	52-48	H	
3/2/00	L	80-58	N	
1/18/01	L	56-85	A	
1/3/02	W	71-52	H	
1/16/03	W	66-57	A	
2/29/04	L	41-62	H	
1/9/05	L	43-88	A	
1/15/06	L	59-67	H	
2/26/06	L	71-88	A	
1/11/07	L	66-67	H	
2/18/07	L	65-83	A	
2/7/08	L	48-78	A	
1/25/09	L	56-66	H	
2/28/10	W	73-70	A	
2/27/11	L (OT)	60-74	H	
1/5/12	W	65-55	H	
1/22/12	W (OT)	65-60	A	
1/10/13	W	64-48	H	
1/15/14	W	76-66	H	
1/26/14	W	61-57	A	
2/15/15	W	89-59	H	
1/7/16	W	71-61	A	

Virginia

Virginia				2-3
Date	Result	Score	Site	
2/28/81	W	71-52	A	
12/20/84	L	68-70	H	
12/21/85	L	58-85	A	
1/2/05	L	49-66	A	
11/15/07	W	66-64	H	

Virginia Commonwealth

Virginia Commonwealth				2-1
Date	Result	Score	Site	
1/10/91	W	69-64	H	
11/26/96	L	52-66	H	
12/16/97	W	86-79	A	

Virginia Tech

Virginia Tech				15-6
Date	Result	Score	Site	
12/08/79	W	86-68	H	
12/1/80	[W] L	78-42	A	
2/18/84	W	89-74	H	
3/3/84	W	80-70	A	
3/7/84	L	76-89	N	
2/2/85	L	58-59	A	
2/21/85	W	76-72	H	
2/1/86	W	92-83	A	
2/15/86	W	69-53	H	
3/2/86	W	67-54	H	
1/5/87	W	60-52	A	
2/2/87	L	65-69	H	
3/6/87	W	59-55	A	
2/1/88	W	75-44	H	
3/5/88	W	73-69	A	
1/30/89	W	86-52	H	
2/25/89	L	59-63	A	
2/5/90	W	72-47	H	
2/21/90	W	67-59	A	
1/19/91	L	67-69	A	
2/16/91	W	66-51	H	

Voorhees

Voorhees				5-0
Date	Result	Score	Site	
2/27/75	W	81-62		
12/09/75	W	81-73		
2/2/76	W	88-74		
2/5/77	W	75-58	A	
2/28/77	W	87-60	H	

W

Wake Forest				2-1
Date	Result	Score	Site	
11/24/95	W	83-69	N	
12/3/08	L	57-74	A	
12/17/09	W	62-52	H	

Washington

Washington				0-2
Date	Result	Score	Site	
3/22/90	L	61-73	N	
11/14/05	L	53-65	A	

Western Carolina

Western Carolina				5-0
Date	Result	Score	Site	
12/17/83	W	84-59	H	
2/16/93	W	69-54	H	
1/13/94	W	114-56	A	
12/29/05	W	95-53	H	
12/29/12	W	66-44	H	

Western Kentucky

Western Kentucky				1-0
Date	Result	Score	Site	
2/27/88	W	65-64	N	

Wheeling College

Wheeling College				1-0
Date	Result	Score	Site	
1/13/79	W	137-34	H	

William Penn

William Penn				1-0
Date	Result	Score	Site	
11/28/81	W	75-56	N	

Winthrop

Winthrop				8-5
Date	Result	Score	Site	
2/19/75	L	77-79		
3/1/75	L	57-82		
1/19/76	L	73-75		
1976	W	74-66		
1/14/77	W	81-78	H	
2/17/77	L	68-79	A	
1/27/78	L	58-60	A	
2/21/79	W	81-42	H	
2/5/97	W	90-55	H	
11/20/05	W	73-42	H	
1/1/07	W	75-30	H	
12/20/13	W	69-61	H	
12/13/15	W	86-37	H	

Wisconsin

Wisconsin				1-0
Date	Result	Score	Site	
11/27/14	W	67-44	N	

Wisconsin-Milwaukee

Wisconsin-Milwaukee				1-0
Date	Result	Score	Site	
12/28/98	W	89-63	N	

Wofford

Wofford				6-0
Date	Result	Score	Site	
2/19/96	W	87-47	H	
2/24/97	W	80-50	A	
11/18/98	W	111-71	H	
1/24/01	W	87-45	A	
12/08/01	W	77-53	H	
12/4/02	W	99-46	H	

Wright State

Wright State				1-0
Date	Result	Score	Site	
12/2/89	W	86-45	N	

X

Xavier

Xavier				1-2
Date	Result	Score	Site	
3/17/06	L	65-70	A	
11/12/10	L	65-84	H	
11/30/11	W	67-56	A	

Y

Yale

Yale				1-0
Date	Result	Score	Site	
12/5/92	W	64-57	N	

HISTORY VS. RANKED OPPONENTS

Date	Opp.	Opponent	SC		Result	Score	Date	Opp.	Opponent	SC		Result	Score
	Rank		Rank	Site				Rank		Site			
12/20/77	4	NC State		N	L	73-75	12/21/85	6	Virginia		A	L	58-85
1/21/78	2	NC State		A	L	65-83	1/6/86	11	Tennessee		H	L	54-70
3/9/78	5	NC State		N	L	52-77	1/22/86	2	Georgia		A	L	70-93
3/10/78	14	Memphis		N	W	82-80	12/4/86	20	NC State		A	L	42-63
11/25/78	16	Mississippi		H	L	76-84	1/2/87	11	Georgia		H	L	56-69
1/4/79	10	NC State		A	L	60-68	2/19/87	9	Tennessee		A	L	56-80
1/15/79	4	Tennessee		A	L	54-62	11/28/87	3	Auburn		N	L	52-88
2/12/79	16	Valdosta State		A	L	91-98	1/20/88	4	Tennessee		H	L	80-85
2/17/79	7	NC State		H	W	79-66	2/3/88	13	Georgia		A	L	60-82
3/9/79	8	Tennessee	15	A	L	64-76	3/20/88	4	Texas		A	L	58-77
3/10/79	9	NC State	15	N	L	64-67	1/12/89	6	Georgia	16	H	L	73-82
1/3/80	18	Kentucky	11	H	W	84-61	2/2/89	2	Tennessee	17	A	L	54-60
1/9/80	9	Cheyney State	10	A	L	57-60	2/15/89	13	NC State	18	A	W	67-62
1/14/80	8	NC State	10	A	W	78-67	11/28/89	6	Auburn	17	A	L	61-78
1/23/80	4	Tennessee	8	H	W	56-52	12/5/89	22	DePaul	17	A	L	58-63
2/2/80	16	Clemson	7	H	W	88-72	12/29/89	4	Iowa	20	N	W	82-76
2/26/80	8	NC State	7	H	W	76-62	12/30/89	3	Georgia	20	N	L	64-76
3/1/80	16	Clemson	7	N	W	89-55	1/20/90	24	Old Dominion	17	A	W	75-54
3/7/80	3	Tennessee	7	H	L	54-67	1/25/90	3	Tennessee	15	H	L	69-70
3/8/80	8	NC State	7	H	W	68-55	1/29/90	18	Southern Miss	15	A	L	67-69
3/21/80	2	Tennessee	4	N	L	72-75	1/31/90	11	NC State	15	H	L	65-90
3/23/80	3	Louisiana Tech	4	N	W	77-69	2/15/90	7	Georgia	19	A	L	57-72
12/6/80	19	Clemson	6	H	[W] L	86-67	2/26/90	20	Southern Miss	17	H	W	82-72
12/9/80	1	Louisiana Tech	6	A	[L] L	70-97	3/10/90	22	Southern Miss	17	N	L (2OT)	88-95
1/6/81	7	NC State	10	H	[W] L	78-57	3/17/90	13	Northwestern	19	A	W	76-67
1/12/81	9	Tennessee	10	A	[L] L	54-65	3/22/90	3	Washington	19	N	L	61-73
1/24/81	9	Kentucky	13	A	L (OT)	65-70	11/23/90	7	Texas Tech	22	N	W	67-65
2/16/81	20	Auburn	15	H	W	91-69	11/24/90	8	NC State	22	N	L	58-62
2/28/81	16	Virginia	14	A	W	71-52	12/8/90	17	Clemson	22	H	L	40-73
3/10/81	16	Clemson		A	W	81-64	12/11/90	3	Georgia		H	L	56-74
3/14/81	10	Kentucky		N	L	69-87	12/29/90	3	Auburn		H	W	83-76
12/12/81	17	Clemson	3	A	W	82-74	1/16/91	17	Clemson		H	W	75-62
1/6/82	6	Rutgers	2	H	W	84-74	1/21/91	25	Florida State		H	L	60-69
1/8/82	1	Louisiana Tech	2	H	L	58-71	1/24/91	4	Tennessee		A	L	61-77
1/30/82	16	Georgia	12	A	L (OT)	75-82	1/31/91	6	NC State		A	L	59-72
2/10/82	10	Memphis	19	H	W	92-67	2/4/91	22	Florida State		A	W (2OT)	92-91
2/13/82	11	Kentucky	19	H	W	91-81	12/31/91	4	Vanderbilt		H	W	72-65
2/15/82	11	Penn State	15	A	W	77-76	1/4/92	23	LSU		A	L	57-62
2/25/82	4	Old Dominion	13	A	L	63-84	1/15/92	2	Tennessee		H	L	58-78
3/6/82	10	NC State	14	A	W	71-70	1/18/92	25	Georgia		A	L	62-63
3/18/82	14	Kentucky	12	N	L	69-73	1/25/92	8	Mississippi		H	L	67-69
12/4/82	4	Tennessee	13	N	L	62-84	2/12/92	23	Clemson		A	L	69-81
12/11/82	12	NC State	15	H	W (OT)	81-76	3/6/92	12	Vanderbilt		N	L	47-58
1/4/83	19	Rutgers	14	A	L	69-90	2/3/93	19	Clemson		H	W	55-54
1/15/83	2	Louisiana Tech	19	A	L	54-94	2/13/93	2	Vanderbilt		A	L	48-58
1/18/83	17	Penn State		H	W	66-63	2/18/93	1	Tennessee		A	L	57-100
1/22/83	9	Georgia		H	L	72-74	2/27/93	3	Auburn		H	W	59-47
2/2/83	7	Kentucky		A	L	77-89	1/5/94	19	Auburn		A	W	64-55
2/5/83	20	Auburn		A	L	38-56	1/22/94	15	Alabama		H	L	77-94
2/16/83	4	Tennessee		A	L	67-87	2/8/94	2	Tennessee		H	L	75-91
3/5/83	4	Old Dominion		H	L	60-72	2/26/94	13	Vanderbilt		H	L	56-71
12/3/83	19	Clemson		A	L	77-80	1/12/95	1	Tennessee		A	L	55-72
12/7/83	14	NC State		A	L	74-80	1/22/95	14	Alabama		A	L	62-85
1/30/84	10	Auburn		H	W	65-64	1/29/95	11	Georgia		H	L	58-80
2/8/84	7	Tennessee		H	L	66-71	2/4/95	17	Mississippi		A	L	58-91
2/11/84	19	Clemson		H	L	73-81	2/11/95	20	Arkansas		H	L	62-63
12/20/84	10	Virginia		H	L	68-70	2/18/95	14	Florida		H	L	49-69
1/9/85	12	Auburn		H	L	50-61	2/26/95	10	Vanderbilt		A	L	58-98
1/16/85	1	Old Dominion		A	L	72-79	3/3/95	14	Arkansas		N	L	70-80
1/30/85	20	Memphis		A	L	54-57	1/8/96	2	Vanderbilt		H	L	69-80
2/18/85	20	Tennessee		A	L	58-66	1/14/96	25	Florida		A	L	51-70
11/25/85	20	UNLV		A	L	62-77	1/21/96	20	Arkansas		A	L	58-66
12/2/85	20	NC State		H	L	55-66	1/28/96	23	Mississippi		H	W	69-66
12/14/85	19	North Carolina		A	L	71-72	2/5/96	18	Clemson		A	L	57-75

HISTORY VS. RANKED OPPONENTS

Date	Opp.	Opponent	SC		Result	Score	Date	Opp.	Opponent	SC		Result	Score
	Rank		Rank	Site				Rank		Site			
2/11/96	1	Georgia		A	L	61-79	1/3/04	6	Minnesota		A	L	53-67
2/15/96	5	Tennessee		H	L (OT)	73-79	1/15/04	5	Tennessee		H	L	58-86
2/22/96	14	Alabama		H	L (OT)	68-75	2/1/04	15	LSU		A	L	62-82
3/1/96	18	Florida		N	L	48-65	2/8/04	1	Tennessee		A	L	58-72
12/18/96	22	Clemson		H	L	60-66	2/15/04	14	Auburn		A	L	58-69
1/5/97	11	Vanderbilt		A	L	33-70	2/22/04	18	Georgia		H	L	50-73
1/12/97	25	Florida		H	L	62-66	2/29/04	24	Vanderbilt		H	L	41-62
1/18/97	13	Arkansas		H	L	71-82	3/4/04	20	Georgia		N	L	42-73
2/1/97	7	Georgia		H	L	35-78	1/9/05	16	Vanderbilt		A	L	43-88
2/9/97	7	Alabama		A	L	38-87	1/27/05	5	Tennessee		H	L	53-68
2/11/97	8	Tennessee		A	L	59-90	2/10/05	18	Georgia		A	L	51-67
2/15/97	13	LSU		A	L	66-73	2/13/05	1	LSU		H	L	36-66
2/28/97	8	Tennessee		N	L	48-75	2/17/05	6	Tennessee		A	L	44-74
1/1/98	20	Auburn		A	L	65-70	11/25/05	18	Texas		N	L	55-59
1/6/98	1	Tennessee		H	L	52-94	11/26/05	19	Purdue		N	L	48-56
1/14/98	6	Vanderbilt		H	W	70-66	12/13/05	14	Minnesota		H	W	79-61
1/17/98	12	Florida		A	L	68-82	1/4/06	1	Tennessee		H	L	51-66
1/28/98	6	Vanderbilt		A	L	53-66	1/12/06	3	LSU		A	L	46-79
2/4/98	24	Georgia		A	L	61-80	1/15/06	23	Vanderbilt		H	L	59-67
2/27/98	20	Alabama		N	L	72-92	1/26/06	15	Georgia		H	L	65-74
12/17/98	14	Clemson		H	L	67-84	2/26/06	24	Vanderbilt		A	L	71-88
1/7/99	2	Tennessee		A	L	58-87	12/7/06	3	Oklahoma		H	L	51-78
1/17/99	18	Florida		H	L	66-78	1/8/07	10	Stanford		A	L	54-69
2/3/99	8	Georgia		H	L	58-62	1/11/07	14	Vanderbilt		H	L	66-67
2/7/99	21	Alabama		A	L	73-87	1/18/07	24	Mississippi		A	L	57-76
2/14/99	20	LSU		A	L	63-80	2/1/07	3	Tennessee		A	L	36-72
2/25/99	24	Alabama		N	L	71-82	2/4/07	7	LSU		H	L	46-49
12/30/99	4	NC State		A	L	55-69	2/11/07	9	Georgia		A	L	57-81
1/9/00	5	Auburn		A	L	50-73	2/18/07	12	Vanderbilt		A	L	65-83
1/14/00	2	Tennessee		H	L	76-92	3/2/07	2	Tennessee		N	L	63-81
1/17/00	22	Mississippi State		A	L	73-86	12/17/07	2	Connecticut		A	L	39-97
2/3/00	13	Auburn		H	L	62-71	12/30/07	9	Oklahoma		A	L	63-95
2/10/00	3	Georgia		A	L	61-84	1/13/08	2	Tennessee		H	L	48-71
2/27/00	12	LSU		A	L	55-70	1/31/08	8	LSU		A	L	37-67
11/26/00	4	Purdue		N	L	53-68	2/28/08	22	Georgia		H	L	41-55
12/4/00	21	NC State		H	L	48-55	12/19/08	3	Stanford		H	L	47-78
1/7/01	20	Auburn		H	W	87-60	12/28/08	1	Connecticut		H	L	48-77
1/11/01	2	Tennessee		A	L	45-99	1/8/09	9	Auburn		H	L	76-80
1/18/01	15	Vanderbilt		A	L	56-85	1/15/09	19	Florida		H	L	63-77
1/21/01	10	Florida		H	L	85-97	1/18/09	13	Tennessee		A	L	56-68
1/28/01	10	Florida		A	L	53-91	1/25/09	17	Vanderbilt		H	L	56-66
2/8/01	6	Georgia		H	L	55-92	2/22/09	15	Florida		A	L	66-82
2/25/01	14	LSU		H	L	72-83	11/26/09	20	Oklahoma		N	L	67-75
11/25/01	9	Duke		A	W (OT)	87-81	11/27/09	5	Notre Dame		N	L	55-78
12/20/01	16	North Carolina	23	N	W	85-53	11/28/09	23	San Diego State		N	W	58-55
1/3/02	6	Vanderbilt	14	H	W	71-52	12/20/09	9	North Carolina		N	L	85-93
1/10/02	15	Georgia	9	A	W	71-64	1/3/10	11	LSU		H	L	58-70
1/17/02	2	Tennessee	8	H	L	61-80	1/7/10	4	Tennessee		A	L	62-79
2/3/02	12	Florida	11	A	W	69-59	1/21/10	18	LSU		A	L	52-69
2/7/02	22	Georgia	9	H	W	64-59	1/31/10	5	Tennessee		H	L	55-60
3/18/02	19	Cincinnati	13	H	W	75-56	2/7/10	14	Georgia		A	W	52-42
3/25/02	3	Duke	13	N	L	68-77	2/21/10	16	Kentucky		A	L	50-71
11/30/02	18	Boston College		N	W	54-51	2/25/10	24	Georgia		H	L	49-65
12/20/02	13	North Carolina	18	N	L	69-78	11/12/10	5	Xavier		H	L	65-84
1/9/03	14	Mississippi State	13	H	W	83-79	11/26/10	3	Stanford		A	L	32-70
1/12/03	11	Arkansas	13	A	L	58-67	12/19/10	10	North Carolina		N	L	51-75
1/16/03	17	Vanderbilt	14	A	W	66-57	1/13/11	19	Kentucky		A	L	48-66
1/23/03	4	Tennessee	15	A	L	78-97	1/20/11	5	Tennessee		H	L	56-71
2/6/03	4	LSU	16	H	L	66-69	1/27/11	20	Georgia		H	W	57-48
2/13/03	14	Georgia	15	A	L (2OT)	91-97	2/10/11	15	Kentucky		H	W	66-61
2/16/03	13	Arkansas	15	H	W	83-59	2/27/11	4	Tennessee		A	L	60-82
3/7/03	10	Mississippi State	16	N	L	75-79	11/20/11	11	Penn State		H	L	50-55
3/25/03	15	Penn State	16	A	L	67-77	12/18/11	18	North Carolina		N	W	79-48
12/20/03	15	North Carolina		N	L	53-77	1/5/12	24	Vanderbilt		H	W	65-55

HISTORY VS. RANKED OPPONENTS

Date	Opp.		SC			
	Rank	Opponent	Rank	Site	Result	Score
1/15/12	9	Kentucky	24	H	L	58-66
1/22/12	25	Vanderbilt		A	W (OT)	65-60
2/2/12	8	Tennessee		A	W	64-60
2/16/12	18	Georgia	25	H	L	49-61
2/23/12	13	Kentucky		A	L	50-53
3/2/12	16	Georgia	25	N	W	59-55
3/3/12	13	Tennessee	25	N	L	58-74
3/19/12	13	Purdue	25	A	W	72-61
3/24/12	2	Stanford	25	N	L	60-76
12/19/12	1	Stanford	21	H	L	49-53
1/3/13	12	Tennessee	18	H	L	53-73
1/13/13	13	Georgia	18	A	L	40-42
1/24/13	5	Kentucky	18	H	W	55-50
2/10/13	14	Texas A&M	15	H	L	48-50
2/14/13	9	Kentucky	16	A	L	74-78
3/8/13	19	Texas A&M	17	N	L	52-61
12/18/13	14	North Carolina	10	N	L	66-74
1/9/14	9	Kentucky	10	H	W	68-58
1/16/14	25	Texas A&M	8	A	L (OT)	65-67
1/26/14	16	Vanderbilt	10	A	W	61-57
2/16/14	19	LSU	5	A	W	73-57
2/20/14	15	Kentucky	4	A	W	81-58
3/2/14	10	Tennessee	4	A	L	61-73
3/8/14	12	Kentucky	5	N	L	58-68
3/30/14	12	North Carolina	8	N	L	58-65

Date	Opp.		SC			
	Rank	Opponent	Rank	Site	Result	Score
11/28/14	22	Syracuse	1	N	W	67-63
12/7/15	9	Duke	1	A	W	51-50
1/11/15	10	Kentucky	1	H	W	68-60
1/26/15	12	Texas A&M	1	H	W	79-61
2/5/15	22	Georgia	1	A	W	58-35
2/9/15	2	Connecticut	1	A	L	62-87
2/23/15	6	Tennessee	2	H	W	71-66
2/26/15	11	Mississippi State	2	H	W	69-50
3/1/15	13	Kentucky	2	A	L	56-67
3/8/15	5	Tennessee	3	N	W	62-46
3/27/15	15	North Carolina	3	N	W	67-65
3/29/15	7	Florida State	3	N	W	80-74
4/5/15	2	Notre Dame	3	N	L	65-66
11/13/15	6	Ohio State	2	H	W	88-80
11/27/15	16	Arizona State	2	N	W	60-58
12/6/15	14	Duke	2	H	W	66-55
1/10/16	20	Missouri	2	H	W	83-58
1/14/16	9	Kentucky	2	A	W	73-62
1/17/16	15	Texas A&M	2	H	W	59-58
1/24/16	10	Mississippi State	2	A	W	57-51
1/31/16	10	Texas A&M	2	A	W	70-63
2/4/16	18	Kentucky	2	H	W	78-68
2/8/16	1	Connecticut	2	H	L	54-66
2/11/16	16	Florida	2	H	W	86-71
2/15/16	24	Tennessee	3	A	W	62-56
3/5/16	13	Kentucky	3	N	W	93-63
3/6/16	16	Mississippi State	3	N	W	66-52
3/25/16	14	Syracuse	3	N	L	72-80

South Carolina vs. Ranked Teams Breakdown

All-Time

	Overall	Home	Away	Neutral
vs. All Ranked Opponents	88-221	43-77	28-103	17-41
vs. No. 1	0-13	0-7	0-6	0-0
vs. Nos. 2-5	8-56	5-20	0-22	3-14
vs. Nos. 6-10	22-44	12-13	8-24	2-7
vs. Nos. 11-15	21-48	10-19	8-19	3-10
vs. Nos. 16-20	27-39	13-10	7-21	7-8
vs. Nos. 21-25	10-21	3-8	5-11	2-2

When

Ranked Higher than Opp.	43-16	20-1	15-8	5-7
Ranked Lower than Opp.	19-41	8-13	6-16	5-12
Not Ranked	26-162	15-61	7-80	4-21

Last Win	66-52 vs. No. 16 Mississippi State, 3/6/16
Last Home Win.....	86-71 vs. No. 16 Florida, 2/11/16
Last Road Win.....	62-56 at No. 24 Tennessee, 2/15/16
Last Neutral Site Win.....	66-52 vs. No. 16 Mississippi State, 3/6/16

Highest-Ranked Team Defeated..... 59-47, vs. No. 3 Auburn, 2/27/93
83-76, vs. No. 3 Auburn, 12/29/90

Largest Margin of Victory..... 34 (89-55), vs. No. 16 Clemson, 3/1/80

Most Wins in a Season	13 in 2015-16
Home	6 in 2015-16
Away.....	4 in 2015-16
Neutral	4 in 2014-15

Most Games Played in a Season	15 in 2015-16
Home	7 in 2015-16
Away	5 in 1981-82, 1982-83, 2002-03, 2006-07, 2013-14
Neutral	5 in 2014-15

Dawn Staley Era (2008-09 to present)

	Overall	Home	Away	Neutral
vs. All Ranked Opponents	38-44	15-17	13-14	10-13
vs. No. 1	0-3	0-3	0-0	0-0
vs. Nos. 2-5	2-11	1-4	0-3	1-4
vs. Nos. 6-10	10-6	4-2	5-2	1-2
vs. Nos. 11-15	10-14	5-4	3-5	2-5
vs. Nos. 16-20	10-8	4-3	2-3	4-2
vs. Nos. 21-25	6-2	1-1	3-1	2-0

When

Ranked Higher than Opp.	26-9	10-0	9-4	7-5
Ranked Lower than Opp.	4-11	2-6	1-2	1-3
Not Ranked	8-24	3-11	3-9	2-4

Last Win	66-52 vs. No. 16 Mississippi State, 3/6/16
Last Home Win.....	86-71 vs. No. 16 Florida, 2/11/16
Last Road Win.....	62-56 at No. 24 Tennessee, 2/15/16
Last Neutral Site Win.....	66-52 vs. No. 16 Mississippi State, 3/6/16

Highest-Ranked Team Defeated..... 62-46 vs. No. 5 Tennessee, 3/8/15
55-50, vs. No. 5 Kentucky, 1/24/13

Largest Margin of Victory... 31 (79-48), vs. No. 18 N. Carolina, 12/18/12

Most Wins in a Season	13 in 2015-16
Home	6 in 2015-16
Away.....	4 in 2015-16
Neutral	4 in 2014-15

Most Games Played in a Season	15 in 2015-16
Home	7 in 2015-16
Away	5 in 2013-14
Neutral	5 in 2014-15

YEAR-BY-YEAR STATISTICS

1974-75

Head Coach: Pam Backhaus • **Record:** 18-12 overall

Player	GP	GS	Min	Avg	FG	FGA	Pct	3FG	FGA	Pct	FT	FTA	Pct	Off	Def	Tot	Avg	PF	FO	A	TO	Blk	Stl	Pts	Avg
Nanney, Denise	30				220	492	.447				87	123	.707			361	12.0	90						527	17.6
DuBose, Charlene	28				224	469	.478				35	49	.714			117	4.2	75						483	17.3
Suber, Martha	30				214	509	.420				54	87	.621			216	7.2	75						482	16.1
Jones, Cissie	30				94	233	.403				19	41	.463			189	6.3	80						207	6.9
McCauley, Maureen	25				61	148	.412				15	20	.750			38	1.5	25						137	5.5
Griffith, Evie	18				20	50	.400				15	36	.417			82	4.6	53						55	3.1
Workman, Paula	15				19	39	.487				13	32	.406			52	3.5	26						51	3.4
Spell, Tina	23				21	68	.309				10	21	.476			67	2.9	37						52	2.3
Scott, Betsy	14				15	36	.417				12	16	.750			48	3.4	23						42	3.0
Woods, Teresa	20				15	38	.395				11	14	.786			13	0.7	17						41	2.1
Pappas, Karen	19				6	27	.222				2	10	.200			28	1.5	12						14	0.7
Dean, Melissa	8				2	10	.200				5	10	.500			12	1.5	4						9	1.1
Kerr, Nona	7				0	6	.000				2	8	.250			2	0.3	2						2	0.3
Wiggins, Beth	8				0	2	.000				1	4	.250			1	0.1	6						1	0.1
Pasky, Ann	8				0	4	.000				0	1	.000			12	1.5	4						0	0.0
Total.....	30				911	2131	.427				281	472	.595			1238	41.3	529						2103	70.1
Opponents.....	30																							1948	64.9

1975-76

Head Coach: Frankie Porter • **Record:** 7-15 overall

Player	GP	GS	Min	Avg	FG	FGA	Pct	3FG	FGA	Pct	FT	FTA	Pct	Off	Def	Tot	Avg	PF	FO	A	TO	Blk	Stl	Pts	Avg
Nanney, Denise	22				164	340	.482				63	94	.670			267	12.1							391	17.8
DuBose, Charlene	22				142	331	.429				39	50	.780			83	3.8							323	14.7
Suber, Martha	22				118	321	.368				22	36	.611			112	5.1							258	11.7
Wolfe, Janice	21				71	157	.452				45	77	.584			137	6.5							187	8.9
McCauley, Maureen	14				43	95	.453				36	43	.837			43	3.1							122	8.7
Paulk, Brenda	21				40	107	.374				7	10	.700			46	2.2							87	4.1
Workman, Paula	21				31	99	.313				14	43	.326			145	6.9							76	3.6
Walker, Sally	12				28	86	.326				10	16	.625			42	3.5							66	5.5
Scott, Betsy	9				15	33	.455				3	5	.600			21	2.3							33	3.7
Pappas, Karen	3				2	11	.182				7	10	.700			2	0.7							11	3.7
Walker, Candace	5				2	5	.400				1	3	.333			4	0.8							5	1.0
Attaway, Cindy	1				0	1	.000				0	0	.000			0	0.0							0	0.0
Total.....	22				656	1586	.414				247	387	.638			902	41.0							1559	70.9
Opponents.....	22				692	1711	.404				238	388	.613			854	38.8							1622	73.7

1976-77

Head Coach: Pam Backhaus • **Record:** 8-18 overall

Player	GP	GS	Min	Avg	FG	FGA	Pct	3FG	FGA	Pct	FT	FTA	Pct	Off	Def	Tot	Avg	PF	FO	A	TO	Blk	Stl	Pts	Avg
Nanney, Denise	26				217	527	.412				36	69	.522			249	9.4	86	3	26		6	45	470	18.1
Wolfe, Janice	26				131	325	.403				55	111	.495			222	8.5	87	5	13		24	36	317	12.2
Gilbert, Joyce	26				123	333	.369				66	75	.880			160	6.2	85	4	65		6	33	312	12.0
Scott, Betsy	26				101	246	.411				47	68	.691			174	6.7	54	1	1		7	11	249	9.6
Cook, Edie	26				64	202	.317				43	68	.632			60	2.3	45	2	21		0	62	171	6.6
McCauley, Maureen	23				54	154	.351				18	27	.667			32	1.4	31	1	21		0	18	126	5.5
Paulk, Brenda	26				32	92	.348				16	20	.800			54	2.1	55	2	23		2	17	80	3.1
Walker, Candy	22				13	41	.317				5	10	.500			34	1.5	19	0	2		5	3	31	1.4
Platte, Betsy	23				12	37	.324				6	13	.462			26	1.1	31	1	2		3	4	30	1.3
Duncan, Dixie	22				9	22	.409				5	14	.357			25	1.1	20	0	10		0	8	23	1.0
Conklin, Liz	21				0	5	.000				1	3	.333			4	0.4	1	0	0		1	7	1	0.1
James, Betsy	10				0	5	.000				1	3	.333			4	0.4	1	0	0		0	2	1	0.1
Total.....	26				766	2011	.381				300	480	.625			1051	40.4	524	19	184		54	246	1832	70.5
Opponents.....	26				808	2057	.393				305	534	.571			1047	40.3	485	14					1921	73.9

YEAR-BY-YEAR STATISTICS

1977-78

Head Coach: Pam Parsons • **Record:** 24-10 overall • **Postseason:** AIAW Regionals

Player	GP	GS	Min	Avg	FG	FGA	Pct	3FG	FGA	Pct	FT	FTA	Pct	Off	Def	Tot	Avg	PF	FO	A	TO	Blk	Stl	Pts	Avg
Anderson, Katrina	34	34			306	544	.563				142	242	.587			434	12.8	105	3	41	98	23	58	754	22.2
Walling, Jean	34	24			162	330	.491				39	64	.609			302	8.9	63	0	55	99	31	46	363	10.7
Shue, Sue	34	29			165	376	.439				22	30	.733			190	5.6	64	1	83	112	15	46	352	10.4
Scott, Betsy	33	26			129	307	.420				36	66	.545			242	7.3	65	0	23	56	3	27	294	8.9
Oxley, Jaima	32	10			101	207	.488				23	32	.719			78	2.4	45	0	42	68	3	16	225	7.0
Johnson, Rita	33	7			75	201	.373				20	37	.541			43	1.3	84	4	38	79	2	54	170	5.2
Gilbert, Joyce	33	19			54	157	.344				28	48	.583			52	1.6	65	1	75	87	7	38	136	4.1
Clark, Dawn	24	13			38	92	.413				9	21	.429			41	1.7	35	1	44	60	0	23	85	3.5
Platte, Betsy	29	6			38	73	.521				2	21	1.000			53	1.8	55	2	19	27	6	11	78	2.7
Adams, Pam	18	3			12	45	.267				6	12	.500			25	1.4	32	2	22	47	1	27	30	1.7
Bell, Darcell	17	0			11	35	.314				5	7	.714			14	0.8	10	0	5	22	0	7	27	1.6
Burgun, Ruthann	11	0			5	19	.263				5	6	.833			17	1.5	11	0	12	13	0	3	15	1.4
Lorello, Mary Jo	10	0			3	9	.333				4	6	.667			9	0.9	3	0	4	5	0	0	10	1.0
Walker, Candace	7	0			2	4	.500				3	4	.750			10	1.4	7	0	1	4	0	1	7	1.0
Total.....	34				1101	2399	.459				344	577	.596			1510	44.4	644	14	464	777	91	357	2546	74.9
Opponents.....	34				887	2301	.385				464	684	.678			1268	37.2	624	22	243	620	56	342	2226	65.5

1978-79

Head Coach: Pam Parsons • **Record:** 27-10 overall • **Postseason:** NWIT Champion • **Final Ranking:** 15

Player	GP	GS	Min	Avg	FG	FGA	Pct	3FG	FGA	Pct	FT	FTA	Pct	Off	Def	Tot	Avg	PF	FO	A	TO	Blk	Stl	Pts	Avg
Anderson, Katrina	37				283	540	.524				134	195	.687			371	10.0					29	126	700	18.9
Foster, Sheila	37				216	432	.500				84	128	.656			329	8.9							519	13.9
Walling, Jean	37				191	388	.492				84	123	.683			269	7.3							466	12.6
Jacobs, Cynthia	29				148	290	.510				60	102	.588			245	8.5							356	12.3
Johnson, Rita	31				106	212	.500				56	83	.674			45	1.5							268	8.6
Autry, Cheryl	37				80	201	.398				23	51	.451			56	1.5		151					183	4.9
Woolston, Suzanne	32				32	80	.400				10	15	.667			72	2.3							74	2.3

(Complete team statistics not available)

1979-80

Head Coach: Pam Parsons • **Record:** 30-6 overall • **Postseason:** AIAW Final Four • **Final Ranking:** 4

Player	GP	GS	Min	Avg	FG	FGA	Pct	3FG	FGA	Pct	FT	FTA	Pct	Off	Def	Tot	Avg	PF	FO	A	TO	Blk	Stl	Pts	Avg
Foster, Sheila	36				245	452	.542				99	140	.707			379	10.5	72	1	51	93	10	88	589	16.4
Johnson, Evelyn	36				199	402	.495				69	109	.633			187	5.2	95	3	62	83	9	58	467	13.0
Jacobs, Cynthia	36				127	258	.492				57	108	.528			270	7.5	91	2	68	110	18	47	311	8.6
Johnson, Rita	36				113	250	.452				46	76	.605			50	1.4	96	2	119	79	2	89	272	7.6
Walling, Jean	36				98	217	.452				38	49	.776			183	5.1	73	1	53	35	12	28	234	6.5
Autry, Cheryl	34				99	232	.427				32	53	.604			45	1.3	73	2	84	61	5	54	230	6.8
Woolston, Suzanne	34				94	250	.376				37	45	.822			86	2.5	84	3	75	79	5	65	225	6.6
Parker, Becky	35				61	149	.409				51	70	.729			108	3.1	71	1	34	34	10	24	173	4.9
Rivers, Sharon	34				70	156	.449				9	12	.750			36	1.1	49	2	59	47	2	29	149	4.4
Dufficy, Pat	24				28	72	.389				16	25	.640			51	2.1	21	0	12	14	1	9	72	3.0
Rawl, Cindy	18				4	15	.267				14	18	.778			22	1.2	17	0	10	12	2	3	22	1.2
Chibbaro, Maryann	14				3	5	.600				4	8	.500			4	0.3	2	0	6	6	0	2	10	0.7
Total.....	36				1141	2458	.464				472	713	.662			1551	43.1	744	17	633	653	76	496	2754	76.5
Opponents.....	36				877	2103	.417				463	738	.627			1336	37.1	600	30	463	826			2210	61.4

YEAR-BY-YEAR STATISTICS

1980-81

Head Coach: Pam Parsons • **Record:** 13-17 overall • **Postseason:** AIAW Regionals

Player	GP	GS	Min	Avg	FG	FGA	Pct	3FG	FGA	Pct	FT	FTA	Pct	Off	Def	Tot	Avg	PF	FO	A	TO	Blk	Stl	Pts	Avg
Foster, Sheila	30	30	1124	37.5	211	396	.533				112	381	.294			381	12.7	48	0	59	110	14	60	534	12.8
Johnson, Evelyn	30	30	912	30.4	200	418	.480				93	125	.744			178	5.9	94	6	76	102	13	49	493	16.7
Johnson, Rita	30	23	670	22.3	134	265	.506				78	97	.804			58	1.9	64	1	75	73	1	88	346	11.6
Reeves, Pam	29	5	496	17.1	51	105	.486				9	23	.391			90	3.2	53	1	48	34	7	22	239	9.9
Rivers, Sharon	30	24	810	27.0	98	213	.460				27	36	.750			55	1.8	69	3	120	88	1	49	223	7.4
Allen, Philicia	29	6	369	12.7	75	157	.478				21	40	.525			116	4.0	60	4	2	51	32	24	171	5.9
Parker, Becky	28	21	758	27.1	55	149	.369				32	51	.627			97	3.5	76	4	44	43	5	41	142	5.1
Dufficy, Pat	30	0	375	12.5	48	111	.432				25	41	.610			81	2.7	34	0	20	20	7	15	122	4.0
Others	24				105	211	.498				29	46	.630			82	3.4	53	1	48				239	9.9
TEAM.....																98	3.3								
Total.....	30				977	2025	.482				426	628	.678			1236	41.2	562	23	444				2351	78.3
Opponents.....	30				744	1908	.390				393	599	.656			1162	38.7	600	19	326				1911	63.7

1981-82

Head Coach: Pam Parsons/Terry Kelly • **Record:** 23-8 overall • **Postseason:** NCAA Sweet 16 • **Final Ranking:** 15

Player	GP	GS	Min	Avg	FG	FGA	Pct	3FG	FGA	Pct	FT	FTA	Pct	Off	Def	Tot	Avg	PF	FO	A	TO	Blk	Stl	Pts	Avg
Foster, Sheila	31	31	1175	37.9	252	432	.583				123	175	.703			338	10.9	62	0	44	84	23	41	627	20.2
Johnson, Evelyn	31	31	887	28.6	187	378	.495				50	71	.704			157	5.1	81	1	83	93	20	67	424	13.7
Southers, Brantley	31	16	828	26.7	142	273	.520				48	66	.727			172	5.5	58	1	34	12	23	45	332	10.7
Rivers, Sharon	31	30	1042	33.6	110	227	.485				29	39	.744			82	2.6	90	4	190	152	0	73	249	8.0
Dixon, Medina	15	15	473	31.5	105	235	.447				33	54	.611			124	8.3	56	5	21	44	0	28	243	16.2
Parker, Becky	31	18	840	27.1	60	146	.411				34	67	.507			82	2.6	83	2	57	47	11	45	154	5.0
McAlister, Marsi	30	3	483	16.1	56	126	.444				35	53	.660			73	2.4	35	0	60	76	3	29	147	4.9
Allen, Philicia	15	11	257	17.1	44	98	.449				12	24	.500			82	5.5	23	0	11	40	18	15	100	6.7
Dufficy, Pat	6	0	13	2.1	5	24	.208				14	23	.609			14	2.3	7	0	1	4	2	7	24	4.0
Rawl, Cindy	6	0	6	1.0	3	10	.300				4	9	.444			4	0.7	1	0	2	7	0	2	10	1.7
Buck, Tina	7	0	52	7.4	5	14	.357				0	1	.000			4	0.7	1	0	4	6	0	0	10	1.4
Rawl, Candi	6	0	5	0.9	2	8	.250				4	8	.500			7	1.2	6	0	0	7	0	3	8	1.3
Holland, Liz	6	0	3	0.5	2	5	.400				2	2	1.000			1	0.2	2	0	0	1	0	1	6	1.0
Reeves, Pam	7	0	38	5.4	0	7	.000				4	4	1.000			8	1.1	6	0	0	4	0	1	4	0.6
Nance, Mona	8	0	7	0.9	1	3	.333				1	2	.500			5	0.6	8	0	1	4	0	1	3	0.4
TEAM.....																108	3.5								
Total.....	31				974	1986	.490				394	598	.659			1261	40.4	519	13	508	628	114	358	2341	75.5
Opponents.....	31				864	2109	.410				333	469	.710			1192	38.5	585	20	434	642	44	278	2061	66.5



1981-82 Gamecocks

Interim Head Coach Terry Kelly, Tina Buck, Becky Parker, Sheila Foster, Medina Dixon, Mona Nance, Philicia Allen, Brantley Southers, Pam Reeves, Marsi McAlister, Dana Boyle, Evelyn Johnson, Sharon Rivers

YEAR-BY-YEAR STATISTICS

1982-83

Head Coach: Terry Kelly • **Record:** 16-12 overall

Player	GP	GS	Min	Avg	FG	FGA	Pct	3FG	FGA	Pct	FT	FTA	Pct	Off	Def	Tot	Avg	PF	FO	A	TO	Blk	Stl	Pts	Avg
Gilmore, Sharon	28	28	876	31.3	184	317	.580				57	91	.626			232	8.3	103	7	13	88	29	31	425	15.2
McAlister, Marsi	28	28	980	35.0	175	372	.470				63	89	.708			188	6.7	78	1	117	119	6	47	413	14.8
Parker, Becky	28	27	952	34.0	129	284	.454				54	77	.701			137	4.9	83	3	96	67	9	47	312	11.1
Johnson, Evelyn	16	11	259	16.2	88	192	.458				60	90	.667			106	6.6	56	4	22	41	7	17	236	14.8
Rivers, Sharon	27	24	794	29.4	85	172	.494				44	57	.772			69	2.6	83	4	143	0	4	61	214	7.9
Lynch, Gwen	23	9	340	14.8	71	154	.461				12	16	.750			46	2.0	21	0	20	20	1	16	154	6.7
Ballou, Mindy	28	5	77	15.4	54	130	.415				26	38	.684			50	1.8	35	0	40	64	3	12	134	4.8
Thomas, Michelle	13	8	161	12.4	39	101	.386				12	29	.414			77	5.9	31	2	18	24	13	11	90	6.9
Malichi, Lisa	9	0	32	3.6	7	26	.269				17	23	.739			19	2.1	14	0	0	10	4	3	31	3.4
Wheaton, Krysti	20	0	122	6.1	12	37	.324				4	14	.286			25	1.3	19	0	3	15	2	2	28	1.4
Frost, Colleen	13	0	17	1.3	3	7	.429				3	4	.750			7	0.5	11	0	1	4	2	2	9	0.7
Thompson, Dissy	13	0	16	1.2	3	4	.750				2	2	1.000			4	0.3	5	0	2	3	0	0	8	0.6
Southers, Brantley	1	0	0+	0.1	1	3	.333				0	0	—			2	2.0	1	0	0	1	0	0	2	2.0
TEAM.....																119	4.3								
Total.....	28				851	1799	.473				354	530	.668			1081	38.6	540	21	475	565	80	249	2056	73.4
Opponents.....	28				830	1872	.443				349	561	.622			1174	41.9	535	23	441	560	71	249	2009	71.8

1983-84

Head Coach: Terry Kelly • **Record:** 18-12 overall, 7-3 Metro (4th)

Player	GP	GS	Min	Avg	FG	FGA	Pct	3FG	FGA	Pct	FT	FTA	Pct	Off	Def	Tot	Avg	PF	FO	A	TO	Blk	Stl	Pts	Avg
Southers, Brantley	30	30	1008	33.6	239	460	.520				73	88	.830			240	8.0	78	2	0	82	0	0	551	18.4
Gilmore, Sharon	30	28	807	26.9	154	338	.456				92	133	.692			215	7.2	92	2	26	68	34	32	400	13.3
McAlister, Marsi	29	29	940	32.4	152	345	.441				57	76	.750			158	5.4	92	3	128	109	5	49	361	12.4
Ballou, Mindy	30	30	1053	35.1	137	261	.525				55	75	.733			77	2.6	71	2	219	132	3	42	329	11.0
Najarian, Renee	27	11	721	26.7	84	164	.512				63	97	.649			168	6.2	83	4	28	53	10	20	231	8.6
Lynch, Gwen	30	21	747	24.9	91	194	.469				12	16	.750			58	1.9	61	1	60	35	2	34	194	6.5
Williams, Monica	30	1	468	15.6	59	133	.444				21	36	.583			89	2.9	55	1	28	43	9	34	139	4.6
Frost, Colleen	13	0	53	4.1	8	21	.381				9	18	.500			8	0.6	20	0	0	0	0	0	25	1.9
McAlister, Amy	12	0	60	5.0	6	16	.375				6	10	.600			9	0.8	19	0	2	14	0	0	18	1.5
Harvey, Tammy	16	0	91	5.7	5	17	.294				5	7	.714			16	1.0	15	0	4	8	1	4	15	0.9
Thompson, Dissy	12	0	53	4.4	4	11	.364				0	1	1.000			8	0.7	10	0	7	4	0	4	8	0.7
Belcher, Shannon	7	0	15	2.1	1	4	.250				0	1	1.000			3	0.4	2	0	0	2	1	1	2	0.3
TEAM.....																99	3.3								
Total.....	30				940	1964	.479				393	558	.704			1149	38.3	598	15	557	246	89	246	2273	75.8
Opponents.....	30				843	1954	.431				441	637	.692			1202	40.1	565	22	424	237	80	237	2127	70.9

1984-85

Head Coach: Nancy Wilson • **Record:** 18-10 overall, 8-2 Metro (2nd)

Player	GP	GS	Min	Avg	FG	FGA	Pct	3FG	FGA	Pct	FT	FTA	Pct	Off	Def	Tot	Avg	PF	FO	A	TO	Blk	Stl	Pts	Avg
Southers, Brantley	28	28	988	35.3	211	459	.460				60	78	.769			192	6.9	72	0	63	85	14	45	482	17.2
Najarian, Renee	28	25	963	34.4	125	245	.510				69	102	.676			213	7.6	80	2	25	43	16	30	319	11.4
Ballou, Mindy	27	26	950	35.2	114	244	.467				51	70	.729			76	2.8	83	5	162	94	2	51	279	10.3
Williams, Monica	28	14	714	25.5	123	251	.490				23	40	.575			106	3.8	85	3	43	55	12	42	269	9.6
Gilmore, Sharon	22	19	583	26.5	119	215	.553				38	66	.576			169	7.7	78	3	13	59	18	37	258	11.7
McAlister, Marsi	28	28	798	28.5	103	266	.387				33	47	.702			143	5.1	84	4	95	128	6	59	239	8.5
Lynch, Gwen	28	0	392	14.0	42	86	.488				15	19	.789			45	1.6	36	1	39	23	1	20	99	3.5
Glass, Laura	17	0	83	4.9	8	19	.421				10	18	.556			25	1.5	18	0	2	10	0	1	26	1.5
Raab, Dawn	12	0	66	5.5	4	9	.444				3	6	.500			9	0.8	7	0	5	18	0	3	11	0.9
Harvey, Tammy	6	0	20	3.3	4	9	.444				2	4	.500			15	2.5	3	0	2	6	2	1	10	1.7
Frost, Colleen	6	0	15	2.5	2	3	.667				1	5	.200			4	0.7	2	0	1	3	0	1	5	0.8
Glass, Peggy	8	0	34	4.3	1	6	.167				0	0	1.000			8	1.0	11	0	0	4	1	1	2	0.3
Rowe, Lori	4	0	4	1.0	0	3	.000				0	0	1.000			3	0.8	1	0	0	2	0	1	0	0.0
Total.....	28				847	1815	.467				305	455	.670			1108	39.6	560	18	451	530	72	292	1999	71.4
Opponents.....	28				752	1779	.423				353	551	.641			1126	40.2	478	14	351	542	80	263	1857	66.3

YEAR-BY-YEAR STATISTICS

1985-86

Head Coach: Nancy Wilson • **Record:** 19-11 overall, 9-1 Metro (1st) • **Postseason:** NCAA 1st Round

Player	GP	GS	Min	Avg	FG	FGA	Pct	3FG	FGA	Pct	FT	FTA	Pct	Off	Def	Tot	Avg	PF	FO	A	TO	Blk	Stl	Pts	Avg
Southers, Brantley	30	29	1062	35.4	266	573	.464				83	97	.856			256	8.5	83	1	99	93	12	63	615	20.5
Ballou, Mindy	30	30	1116	37.2	189	423	.447				79	97	.814			96	3.2	62	3	174	114	2	65	457	15.2
Gilmore, Sharon	30	30	945	31.5	189	368	.514				50	94	.532			266	8.9	102	6	11	62	20	41	428	14.3
Parker, Martha	30	29	1119	37.3	108	224	.482				77	100	.770			141	4.7	78	0	162	95	5	77	293	9.8
Harvey, Tammy	29	17	641	22.1	51	108	.472				39	71	.549			162	5.6	70	1	31	35	5	30	141	4.9
Williams, Monica	6	6	184	30.6	27	53	.509				7	10	.700			39	6.5	19	1	16	19	1	10	61	10.2
Glass, Laura	24	3	228	9.5	25	52	.481				9	18	.500			56	2.3	36	0	4	13	5	6	59	2.5
Raab, Dawn	27	1	367	13.6	19	43	.442				16	27	.593			29	1.1	18	0	55	25	0	24	54	2.0
Glass, Peggy	26	5	281	10.8	20	64	.313				13	19	.684			52	2.0	51	2	6	21	6	4	53	2.0
McAlister, Amy	19	0	108	5.7	14	34	.412				4	8	.500			18	0.9	20	0	9	11	0	4	32	1.7
TEAM.....																110	3.7								
Total.....	30				908	1942	.468				377	541	.697			1225	40.8	539	14	567	490	56	324	2193	73.1
Opponents.....	30				798	1921	.415				367	552	.665			1161	38.7	542	18	446	550	85	259	1963	65.4

1986-87

Head Coach: Nancy Wilson • **Record:** 18-12 overall, 8-4 Metro (2nd)

Player	GP	GS	Min	Avg	FG	FGA	Pct	3FG	FGA	Pct	FT	FTA	Pct	Off	Def	Tot	Avg	PF	FO	A	TO	Blk	Stl	Pts	Avg
Parker, Martha	30	30	1122	37.4	173	339	.510				120	160	.750			172	5.7	85	5	104	116	8	76	466	15.5
Banner, Schonna	29	19	864	29.8	183	350	.523				68	94	.723			182	6.3	81	2	11	52	17	23	434	15.0
Williams, Monica	30	30	963	32.1	129	326	.396				55	72	.764			173	5.8	89	4	116	90	13	65	313	10.4
Diaz, Lisa	29	6	658	22.7	100	209	.478				10	14	.714			44	1.5	32	0	66	57	1	36	210	7.2
Harvey, Tammy	30	25	711	23.7	69	146	.473				24	61	.393			172	5.7	82	2	34	63	6	18	162	5.4
Frazier, Lorraine	29	3	368	12.7	41	75	.547				25	28	.893			69	2.4	36	0	13	40	2	19	107	3.7
Glass, Peggy	30	14	510	17.0	39	105	.371				28	46	.609			112	3.7	69	2	8	52	7	12	106	3.5
Raab, Dawn	30	23	732	24.4	42	114	.368				12	21	.571			48	1.6	50	0	103	74	1	27	96	3.2
Williams, Natalie	12	0	76	6.3	7	24	.292				5	8	.625			4	0.3	6	0	2	10	0	2	19	1.6
TEAM.....																119	4.0								
Total.....	30				783	1688	.464				347	504	.688			1095	36.5	530	15	457	554	55	278	1913	63.8
Opponents.....	30				746	1800	.414				333	526	.633			1073	35.8	499	9	379	534	58	275	1825	60.8

1987-88

Head Coach: Nancy Wilson • **Record:** 23-11 overall, 10-2 Metro (1st) • **Postseason:** NCAA 2nd Round

Player	GP	GS	Min	Avg	FG	FGA	Pct	3FG	FGA	Pct	FT	FTA	Pct	Off	Def	Tot	Avg	PF	FO	A	TO	Blk	Stl	Pts	Avg
Parker, Martha	34	33	1172	34.5	202	359	.563	2	5	.400	157	231	.680	83	160	243	7.1	101	5	131	103	8	58	563	16.6
Banner, Schonna	33	31	996	30.2	219	415	.528	0	0	—	67	105	.638	79	161	240	7.3	94	3	19	39	32	36	505	15.3
Middleton, Karen	34	27	930	27.4	157	370	.424	75	173	.434	19	27	.704	23	57	80	2.4	39	0	92	49	2	25	408	12.0
Williams, Monica	32	30	899	28.1	113	268	.422	0	8	.000	49	65	.754	64	106	170	5.3	82	1	94	78	16	62	275	8.6
Diaz, Lisa	34	15	799	23.5	114	236	.483	3	10	.300	37	53	.698	31	60	91	2.7	74	0	120	104	5	35	268	7.9
Hawkins, Beverly	34	10	534	15.7	53	122	.434	0	1	.000	13	21	.619	38	62	100	2.9	46	0	27	52	6	21	119	3.5
Glass, Peggy	31	16	366	11.8	34	81	.420	0	0	—	17	36	.472	39	45	84	2.7	60	2	14	25	3	5	85	2.7
Raab, Dawn	34	3	524	15.4	24	71	.338	9	28	.321	18	33	.545	3	32	35	1.0	41	0	56	69	1	22	75	2.2
Glass, Laura	32	3	317	9.9	32	74	.432	0	0	—	9	17	.529	25	44	69	2.2	31	0	6	23	3	5	73	2.3
David, Sherry	14	0	88	6.3	9	25	.360	1	3	.333	10	14	.714	1	11	12	0.9	7	0	10	11	3	10	29	2.1
Frazier, Lorraine	21	2	134	6.4	9	26	.346	0	0	—	6	12	.500	11	13	24	1.1	24	0	8	14	1	5	24	1.1
Gardner, Ann	12	0	56	4.7	8	27	.296	0	0	—	4	10	.400	12	6	18	1.5	6	0	0	8	0	2	20	1.7
Howard, Natalie	5	0	32	6.4	7	14	.500	0	0	—	1	2	.500	3	4	7	1.4	2	0	1	4	0	2	15	3.0
Parker, Tracey	2	0	3	1.5	0	2	.000	0	0	—	1	2	.500	1	0	1	0.5	2	0	0	1	0	0	1	0.5
Total.....	34				981	2090	.469	90	228	.395	408	628	.650	413	761	1332	39.2	609	11	578	580	80	288	2460	72.4
Opponents.....	34				898	2083	.431	52	178	.292	435	665	.654	401	662	1237	36.4	611	17	424	552	48	280	2283	67.1

YEAR-BY-YEAR STATISTICS

1988-89

Head Coach: Nancy Wilson • **Record:** 23-7 overall, 10-2 Metro (T-1st) • **Postseason:** NCAA 1st Round • **Final Ranking:** -/24

Player	GP	GS	Min	Avg	FG	FGA	Pct	3FG	FGA	Pct	FT	FIA	Pct	Off	Def	Tot	Avg	PF	FO	A	TO	Blk	Stl	Pts	Avg
Hunt, Beth	30	30	915	30.5	242	420	.576	1	11.000	107	141	.759	107	169	276	9.2	78	2	42	99	20	52	592	19.7	
Banner, Schonna	30	30	891	29.7	192	344	.558	0	0	—	51	80	.638	71	154	225	7.5	89	3	23	44	29	39	435	14.5
Parker, Martha	30	30	1043	34.8	143	255	.561	1	5.200	119	150	.793	50	122	172	5.7	96	1	146	88	0	73	406	13.5	
Diaz, Lisa	30	29	911	30.4	161	297	.542	1	3.333	51	69	.739	32	43	75	2.5	57	0	174	85	7	52	374	12.5	
Middleton, Karen	30	3	810	27.0	131	283	.463	51	112.455	12	19	.632	18	51	69	2.3	33	0	90	53	6	32	325	10.8	
Hawkins, Beverly	29	0	478	16.5	48	109	.440	0	0	—	26	38	.684	32	44	76	2.6	35	1	25	30	14	23	122	4.2
David, Sherry	30	28	625	20.8	29	67	.433	0	0	—	12	20	.600	4	35	39	1.3	73	2	93	85	1	26	70	2.3
Joyner, Lori	17	0	125	7.4	12	30	.400	0	0	—	11	16	.688	1	5	6	0.4	12	0	17	16	1	6	35	2.1
Gardner, Ann	17	0	114	6.7	11	29	.379	0	0	—	7	8	.875	9	12	21	1.2	9	0	3	2	1	2	29	1.7
McMillian, Treka	10	0	72	7.2	4	14	.286	0	0	—	4	12	.333	8	17	25	2.5	9	0	3	2	1	2	12	1.2
Parker, Tracey	4	0	16	4.0	3	4	.750	0	0	—	1	2	.500	0	0	0	0.0	1	0	2	1	0	1	7	1.8
Total.....	30				976	1852	.527	54	121.446	401	555	.723	332	652	1068	35.6	492	9	618	510	81	310	2407	80.2	
Opponents.....	30				808	1866	.433	50	146.342	323	494	.654	384	556	1057	35.2	518	11	437	613	46	258	1989	66.3	

1989-90

Head Coach: Nancy Wilson • **Record:** 24-9 overall, 13-1 Metro (1st) • **Postseason:** NCAA Sweet 16 • **Final Ranking:** 17/22

Player	GP	GS	Min	Avg	FG	FGA	Pct	3FG	FGA	Pct	FT	FIA	Pct	Off	Def	Tot	Avg	PF	FO	A	TO	Blk	Stl	Pts	Avg
Hunt, Beth	33	33	1054	31.9	316	547	.578	1	8.125	115	171	.673	107	230	337	10.2	73	1	55	95	21	52	748	22.7	
Middleton, Karen	33	33	1139	34.5	163	327	.498	76	162.469	35	49	.714	36	112	148	4.5	63	2	105	70	2	42	437	13.2	
Banner, Schonna	33	33	1051	31.8	181	317	.571	0	0	—	55	82	.671	80	174	254	7.7	90	1	35	48	25	36	417	12.6
Diaz, Lisa	33	33	1100	33.3	176	374	.471	0	1.000	45	55	.818	31	57	88	2.7	63	1	138	88	1	52	397	12.0	
Williams, Marsha	33	0	430	13.0	57	131	.435	0	0	—	42	65	.646	65	87	152	4.6	84	3	3	43	6	11	156	4.7
David, Sherry	32	32	905	28.3	47	123	.382	1	2.500	22	34	.647	7	40	47	1.5	87	1	161	109	2	59	117	3.7	
Joyner, Lori	33	0	430	13.0	42	112	.375	8	22.364	20	36	.556	3	27	30	0.9	40	0	52	57	0	23	112	3.4	
McMillian, Treka	21	1	217	10.3	9	18	.500	0	0	—	16	25	.640	27	47	74	3.5	13	0	3	12	0	4	34	1.6
Murray, Michelle	14	0	90	6.4	9	24	.375	0	0	—	4	12	.333	15	15	30	2.1	19	0	1	1	3	1	22	1.6
Gardner, Ann	18	0	168	9.3	9	39	.231	0	0	—	4	8	.500	9	22	31	1.7	12	0	13	13	1	4	22	1.2
Hawkins, Beverly	13	0	91	7.0	5	24	.208	0	0	—	4	9	.444	8	15	23	1.8	6	0	6	19	0	2	14	1.1
Total.....	33				1014	2036	.498	86	195.441	362	546	.663	388	826	1328	40.2	550	9	572	564	61	286	2476	75.0	
Opponents.....	33				822	2040	.403	80	262.305	365	544	.671	366	664	1131	34.3	558	15	437	557	47	265	2089	63.3	



1989-90 Gamecocks

Kneeling: Lori Joyner; **Front Row:** Sherry David, Ann Gardner, Beverly Hawkins, Pam Johnson, Treka McMillian, Karen Middleton, Lisa Diaz; **Back Row:** Head Coach Nancy Wilson, Asst. Coach Rosie Jones, Michelle Murray, Schonna Banner, Marsha Williams, Beth Hunt, Manager Tai Graves, Asst. Coach Heidi VanDerveer

YEAR-BY-YEAR STATISTICS

1990-91

Head Coach: Nancy Wilson • **Record:** 22-9 overall, 12-2 Metro (T-1st) • **Postseason:** NCAA 1st Round • **Final Ranking:** 19/16

Player	GP	GS	Min	Avg	FG	FGA	Pct	3FG	FGA	Pct	FT	FTA	Pct	Off	Def	Tot	Avg	PF	FO	A	TO	Blk	Stl	Pts	Avg
Middleton, Karen	31	31	1134	36.6	187	437	.428	115	265	.434	55	67	.821	50	97	147	4.7	56	0	122	85	1	52	544	17.5
Williams, Marsha	31	30	947	30.5	209	440	.475	0	0	—	87	128	.680	126	177	303	9.8	95	4	24	85	19	17	505	16.3
Joyner, Lori	30	28	907	30.2	184	391	.471	11	48	.229	105	139	.755	18	69	87	2.9	67	3	97	94	0	51	484	16.1
Murray, Michelle	31	0	599	19.3	56	145	.386	0	0	—	28	70	.400	71	130	201	6.5	57	0	4	37	53	4	140	4.5
David, Sherry	30	28	842	28.1	49	133	.368	2	4	.500	39	51	.765	12	50	62	2.1	74	1	160	107	9	55	139	4.6
Bass, Nicki	28	0	401	14.3	44	115	.383	32	83	.386	13	20	.650	9	14	23	0.8	40	0	22	31	0	13	133	4.8
Gardner, Ann	30	7	522	17.4	49	118	.415	26	71	.366	7	13	.538	28	70	98	3.3	29	0	26	26	1	16	131	4.4
McMillian, Treka	31	30	749	24.2	30	71	.423	0	1	.000	27	59	.458	98	105	203	6.5	56	0	11	28	5	20	87	2.8
Moss, Wendy	12	0	79	6.6	9	23	.391	3	9	.333	4	5	.800	5	8	13	1.1	5	0	6	1	1	3	25	2.1
Hawkins, Beverly	11	1	60	5.5	9	15	.600	0	0	—	5	11	.455	12	9	21	1.9	5	0	0	5	2	3	23	2.1
Wilkins, Shayla	2	0	10	5.0	0	3	.000	0	0	—	0	0	—	1	0	1	0.5	0	0	1	2	0	1	0	0.0
Total.....	31				826	1891	.437	189	481	.393	370	563	.657	430	729	1304	42.1	484	8	473	501	91	235	2211	71.3
Opponents.....	31				781	1971	.396	91	328	.277	326	470	.694	402	628	1141	36.8	527	14	399	483	68	230	1979	63.8

1991-92

Head Coach: Nancy Wilson • **Record:** 13-15 overall, 2-9 SEC (12th)

Player	GP	GS	Min	Avg	FG	FGA	Pct	3FG	FGA	Pct	FT	FTA	Pct	Off	Def	Tot	Avg	PF	FO	A	TO	Blk	Stl	Pts	Avg
Williams, Marsha	28	28	924	33.0	236	508	.465	0	0	—	126	200	.630	133	182	315	11.3	79	3	21	94	17	26	598	21.4
Timmons, Christi	28	28	932	33.3	107	299	.358	84	241	.349	28	37	.757	10	71	81	2.9	50	1	102	104	11	60	326	11.6
Bass, Nicki	28	26	857	30.6	52	164	.317	31	92	.337	81	196	.413	13	40	53	1.9	82	2	96	137	3	33	216	7.7
Randall, Jenny	24	13	509	21.2	63	159	.396	19	50	.380	40	58	.690	32	51	83	3.5	62	2	38	57	10	16	185	7.7
Murray, Michelle	28	3	555	19.8	50	124	.403	0	0	.000	30	66	.455	84	112	196	7.0	56	0	5	31	49	22	130	4.6
Moss, Wendy	28	3	362	12.9	36	97	.371	12	38	.316	9	13	.692	13	24	37	1.3	12	0	23	35	2	12	93	3.3
Wilkins, Shayla	28	9	409	14.6	32	83	.386	2	7	.286	21	30	.700	35	37	72	2.6	24	0	21	42	3	30	87	3.1
McMillian, Treka	27	25	668	24.7	19	49	.388	0	0	—	19	39	.487	70	92	162	6.0	70	2	13	25	3	25	57	2.1
Canty, Brit	28	5	409	14.6	19	69	.275	1	6	.167	6	15	.400	9	24	33	1.2	26	0	38	67	1	23	45	1.6
TEAM.....																103	3.6								
Total.....	28				614	1552	.396	149	434	.343	360	564	.638	399	633	1135	40.5	461	10	357	592	99	247	1737	62.0
Opponents.....	28				646	1659	.389	88	299	.294	317	477	.665	359	578	1063	38.0	545	15	355	501	54	308	1697	60.6

1992-93

Head Coach: Nancy Wilson • **Record:** 17-10 overall, 5-6 SEC (7th)

Player	GP	GS	Min	Avg	FG	FGA	Pct	3FG	FGA	Pct	FT	FTA	Pct	Off	Def	Tot	Avg	PF	FO	A	TO	Blk	Stl	Pts	Avg
Joyner, Lori	22	22	706	32.1	114	295	.386	5	32	.156	104	135	.770	19	55	74	3.4	61	2	53	72	3	39	337	15.3
Williams, Marsha	24	22	771	32.1	131	310	.423	0	0	—	64	120	.533	103	153	256	10.7	60	2	14	72	16	26	326	13.6
Johnson, Shannon	27	27	715	26.5	89	212	.420	18	50	.360	63	87	.724	30	68	98	3.6	81	3	83	131	4	65	259	9.6
Murray, Michelle	23	22	627	27.3	80	164	.488	0	0	—	35	61	.574	84	120	204	8.9	53	0	6	39	43	24	195	8.5
Timmons, Christi	26	15	532	20.5	46	146	.315	30	111	.270	12	14	.857	10	28	38	1.5	35	1	39	38	7	41	134	5.2
Bass, Nicki	27	12	477	17.7	38	140	.271	29	112	.259	22	32	.688	12	20	32	1.2	33	0	34	33	0	15	127	4.7
Randall, Jenny	26	5	344	13.2	30	98	.306	13	46	.283	12	15	.800	14	42	56	2.2	28	0	17	33	1	8	85	3.3
Gullett, Erica	26	8	365	14.0	28	74	.378	0	0	—	26	48	.542	36	54	90	3.5	33	0	5	20	5	11	82	3.2
McDaniel, Malinda	25	2	242	9.7	22	44	.500	0	0	—	16	30	.533	29	34	63	2.5	19	0	1	20	2	11	60	2.4
Funderburk, Natalie	19	0	200	10.5	7	24	.292	1	2	.500	13	23	.565	4	12	16	0.8	17	0	28	21	1	9	28	1.5
Kelly, Cindy	17	0	154	9.1	8	16	.500	0	0	—	7	16	.438	14	28	42	2.5	11	0	1	2	2	6	23	1.4
Moss, Wendy	8	0	62	7.8	8	14	.571	2	4	.500	4	5	.800	5	3	8	1.0	0	0	2	3	0	5	22	2.8
Wilkins, Shayla	14	0	85	6.1	8	30	.267	1	2	.500	3	8	.375	9	3	12	0.9	17	0	4	10	2	7	20	1.4
Canty, Brit	19	0	140	7.4	7	29	.241	0	1	.000	4	10	.400	13	12	25	1.3	15	0	6	12	8	8	18	0.9
TEAM.....																106									
Total.....	27				616	1596	.386	99	360	.275	385	604	.637	382	632	1120	41.5	463		293	506	94	275	1716	63.6
Opponents.....	27				649	1676	.387	103	307	.336	275	443	.621	430	708	1138	42.1	550		342	526	62	250	1676	62.1

YEAR-BY-YEAR STATISTICS

1993-94

Head Coach: Nancy Wilson • **Record:** 14-13 overall, 2-9 SEC (T-10th)

Player	GP	GS	Min	Avg	FG	FGA	Pct	3FG	FGA	Pct	FT	FTA	Pct	Off	Def	Tot	Avg	PF	FO	A	TO	Blk	Stl	Pts	Avg	
Johnson, Shannon	27	27	834	30.9	231	506	.457	44	111	.396	128	186	.688	65	95	160	5.9	95	1	133	117	17	64	634	23.5	
Timmons, Christi	26	2	724	27.8	100	288	.347	79	244	.324	19	27	.704	29	75	104	4.0	64	2	60	45	9	42	298	11.5	
Randall, Jenny	27	27	660	24.4	101	280	.361	40	122	.328	51	59	.864	40	72	112	4.1	92	5	27	50	7	22	293	10.9	
Bass, Nicki	27	26	634	23.5	70	210	.333	60	183	.328	35	40	.875	12	17	29	1.1	54	2	36	36	0	16	235	8.7	
McDaniel, Malinda	27	25	634	23.5	95	178	.534	0	0	—	35	76	.461	88	132	220	8.1	73	3	10	52	5	29	225	8.3	
Kelly, Cindy	26	2	409	15.7	56	122	.459	6	22	.273	27	40	.675	34	72	106	4.1	51	0	2	13	20	8	145	5.6	
Funderburk, Natalie	27	26	680	25.2	33	97	.340	13	41	.317	35	66	.530	10	65	75	2.8	53	0	96	76	1	34	114	4.2	
Wilkins, Shayla	27	0	372	13.8	33	71	.465	1	3	.333	14	32	.438	47	61	108	4.0	42	1	13	26	3	10	81	3.0	
Canty, Brit	25	1	307	12.3	30	78	.385	1	5	.200	13	23	.565	38	28	66	2.6	35	0	21	29	4	17	74	3.0	
Moss, Wendy	17	0	78	4.6	9	20	.450	4	13	.308	1	11	.000	8	12	20	1.2	7	0	8	7	1	5	23	1.4	
Gullett, Erica	4	0	74	18.5	9	21	.429	0	0	—	4	7	.571	8	14	22	5.5	6	0	1	5	2	1	22	5.5	
TEAM.....																115										
Total.....	27				767	1871	.410	248	744	.333	362	557	.650	379	643	1137	42.1	572		407	456	69	248	2144	79.4	
Opponents.....	27				743	1743	.426	134	401	.334	403	622	.648	448	803	1251	46.3	517		424	539	71	197	2023	74.9	

1994-95

Head Coach: Nancy Wilson • **Record:** 12-15 overall, 1-10 SEC (T-10th)

Player	GP	GS	Min	Avg	FG	FGA	Pct	3FG	FGA	Pct	FT	FTA	Pct	Off	Def	Tot	Avg	PF	FO	A	TO	Blk	Stl	Pts	Avg
Johnson, Shannon	27	27	973	36.0	214	497	.431	64	182	.352	154	227	.678	62	110	172	6.4	91	4	138	99	18	57	646	23.9
Kelly, Cindy	27	27	687	25.4	114	232	.491	9	34	.265	54	78	.692	62	73	135	5.0	75	2	12	40	7	9	291	10.8
Randall, Jenny	27	27	856	31.7	109	280	.389	32	101	.317	35	49	.714	64	102	166	6.1	91	5	40	60	8	35	285	10.6
Timmons, Christi	27	27	874	32.4	90	281	.320	46	198	.232	18	38	.474	33	83	116	4.3	65	4	84	56	9	61	244	9.0
Funderburk, Natalie	27	27	912	33.8	39	148	.264	11	60	.183	53	77	.688	10	91	101	3.7	66	2	126	87	1	50	142	5.3
Ramsey, Audrey	27	0	406	15.0	53	125	.424	13	44	.295	21	35	.600	41	42	83	3.1	36	0	9	20	3	8	140	5.2
Godfrey, Heather	27	0	436	16.1	46	122	.377	43	106	.406	0	1	.000	18	24	42	1.6	28	0	21	28	0	4	135	5.0
Thompson, Tenna	24	0	234	9.8	25	51	.490	0	0	—	7	15	.467	13	33	46	1.9	47	1	1	21	3	6	57	2.4
Gill, Ellen	5	0	10	2.0	0	1	.000	0	0	—	0	1	.000	1	1	2	0.4	0	0	0	2	0	1	0	0.0
TEAM.....																116									
Total.....	27				690	1737	.397	218	725	.301	342	521	.656	304	559	979	36.3	499		431	413	49	231	1940	71.9
Opponents.....	27				753	1711	.440	149	448	.333	396	554	.715	425	800	1225	45.4	499		418	509	47	208	2051	76.0

1995-96

Head Coach: Nancy Wilson • **Record:** 16-12 overall, 2-9 SEC (T-11th)

Player	GP	GS	Min	Avg	FG	FGA	Pct	3FG	FGA	Pct	FT	FTA	Pct	Off	Def	Tot	Avg	PF	FO	A	TO	Blk	Stl	Pts	Avg
Johnson, Shannon	28	27	973	34.8	238	544	.438	82	202	.406	133	179	.743	44	123	167	6.0	86	1	113	104	20	74	691	24.7
Miars, Nikki	26	19	714	27.5	89	217	.410	18	53	.340	46	67	.687	31	58	89	3.4	42	0	45	52	6	29	242	9.3
Williams, Lisa	28	9	621	22.2	82	234	.350	24	75	.320	32	50	.640	38	56	94	3.4	55	0	54	65	10	38	220	7.9
Kelly, Cindy	28	28	704	25.1	73	180	.406	9	38	.237	33	49	.673	74	80	154	5.5	60	0	10	35	6	9	188	6.7
Hickey, Trese	27	25	580	21.5	81	187	.433	0	0	.000	18	45	.400	72	105	177	6.6	84	1	11	41	7	31	180	6.7
Godfrey, Heather	28	1	348	12.4	53	140	.379	43	121	.355	2	21	.000	9	29	38	1.4	7	0	14	29	2	7	151	5.4
Funderburk, Natalie	28	28	898	32.1	39	152	.257	24	90	.267	28	51	.549	5	84	89	3.2	48	0	127	76	1	47	130	4.6
Ramsey, Audrey	28	2	476	17.0	33	109	.303	6	22	.273	39	52	.750	54	69	123	4.4	29	0	13	15	2	11	111	4.0
Carr, Donna	18	1	215	11.9	21	40	.525	0	0	—	16	24	.667	25	33	58	3.2	32	0	9	12	5	13	58	3.2
Thompson, Tenna	11	0	101	9.2	10	22	.455	0	0	—	2	4	.500	9	12	21	1.9	25	0	1	4	1	3	22	2.0
Wells, Amy	6	0	42	7.0	8	15	.533	0	0	—	2	4	.500	9	12	21	3.5	5	0	0	6	0	4	18	3.0
TEAM.....																135									
Total.....	28				727	1840	.395	206	601	.343	351	533	.659	370	664	1169	41.8	473		397	439	60	266	2011	71.8
Opponents.....	28				690	1748	.395	120	389	.308	304	465	.654	418	771	1189	42.5	530		449	538	68	214	1804	64.4

YEAR-BY-YEAR STATISTICS

1996-97

Head Coach: Nancy Wilson • **Record:** 12-15 overall, 1-11 SEC (T-11th)

Player	GP	GS	Min	Avg	FG	FGA	Pct	3FG	FGA	Pct	FT	FTA	Pct	Off	Def	Tot	Avg	PF	FO	A	TO	Blk	Stl	Pts	Avg
Miars, Nikki	27	27	956	35.4	125	358	.349	30	102	.294	124	152	.816	24	90	114	4.2	48	1	86	122	1	54	404	15.0
Williams, Lisa	27	25	724	26.8	83	231	.359	16	64	.250	79	99	.798	41	66	107	4.0	67	0	57	115	7	48	261	9.7
Lester, Annie	27	18	623	23.1	103	222	.464	0	0	—	36	50	.720	65	115	180	6.7	68	2	6	23	12	43	242	9.0
White, Zenovia	27	27	630	23.3	61	167	.365	0	2	.000	19	39	.487	58	44	102	3.8	72	3	28	74	4	30	141	5.2
Ramsey, Audrey	27	12	521	19.3	48	102	.471	0	1	.000	43	62	.694	55	79	134	5.0	34	0	11	25	2	14	139	5.1
Jeffcoat, Shanta	27	0	461	17.1	42	126	.333	6	26	.231	43	61	.705	21	45	66	2.4	41	0	39	70	4	25	133	4.9
Godfrey, Heather	27	2	384	14.2	43	147	.293	33	131	.252	1	4	.250	21	28	49	1.8	10	0	35	47	2	11	120	4.4
Lee, Rachell	24	10	447	18.6	46	110	.418	0	0	—	23	45	.511	36	57	93	3.9	75	3	7	28	23	17	115	4.8
Carr, Donna	18	14	338	18.8	29	65	.446	0	1	.000	20	49	.408	45	67	112	6.2	43	4	16	24	9	15	78	4.3
Key, Casie	17	0	91	5.4	9	27	.333	0	0	—	3	14	.214	12	25	37	2.2	9	0	4	6	7	5	21	1.2
Hadwin, Sara	15	0	67	4.5	8	16	.500	1	2	.500	2	4	.500	1	5	6	0.4	5	0	10	13	0	5	19	1.3
Keppeler, Lynette	21	0	158	7.5	7	30	.233	0	0	—	3	10	.300	8	18	26	1.2	19	0	2	17	5	6	17	0.8
TEAM.....																121						33			
Total.....	27				604	1601	.377	86	329	.261	396	589	.672	387	639	1147	42.5	491		301	597	76	273	1690	62.6
Opponents.....	27				671	1643	.408	118	374	.316	378	570	.663	378	677	1055	39.1	511		413	514	90	300	1838	68.1

1997-98

Head Coach: Susan Walvius • **Record:** 13-15 overall, 3-11 SEC (11th)

Player	GP	GS	Min	Avg	FG	FGA	Pct	3FG	FGA	Pct	FT	FTA	Pct	Off	Def	Tot	Avg	PF	FO	A	TO	Blk	Stl	Pts	Avg
Lester, Annie	28	28	862	30.8	190	424	.448	0	1	.000	115	148	.777	108	139	247	8.8	103	8	21	46	1	76	495	17.7
Miars, Nikki	28	28	1072	38.3	107	284	.377	33	105	.314	105	145	.724	17	66	83	3.0	66	2	139	135	3	63	352	12.6
Williams, Lisa	28	28	880	31.4	127	350	.363	26	109	.239	66	92	.717	58	78	136	4.9	105	7	103	99	9	64	346	12.4
Carr, Donna	27	25	685	25.4	74	181	.409	0	0	—	31	75	.413	83	109	192	7.1	92	5	47	60	10	45	179	6.6
White, Zenovia	28	28	805	28.8	75	181	.414	0	6	.000	21	40	.525	74	52	126	4.5	99	7	53	74	2	25	171	6.1
Godfrey, Heather	26	0	426	16.4	43	132	.326	40	122	.328	4	9	.444	12	34	46	1.8	26	0	29	39	0	5	130	5.0
Ramsey, Audrey	28	2	413	14.8	41	112	.366	1	3	.333	32	58	.552	30	40	70	2.5	31	0	13	25	3	11	115	4.1
Lee, Rachell	25	1	195	7.8	26	59	.441	0	0	.000	26	40	.650	15	17	32	1.3	38	0	1	15	8	7	78	3.1
Jeffcoat, Shanta	24	0	184	7.7	21	55	.382	4	18	.222	10	17	.588	6	17	23	1.0	21	0	19	21	1	5	56	2.3
Key, Casie	15	0	47	3.1	9	21	.429	0	0	—	1	5	.200	7	8	15	1.0	14	1	0	10	1	1	19	1.3
Hadwin, Sara	7	0	21	3.0	4	5	.800	2	21	.000	0	1	.000	2	3	5	0.7	4	0	2	3	0	1	10	1.4
Lewis, Elin	2	0	7	3.5	0	1	.000	0	1	.000	0	0	—	0	0	0	0.0	0	0	1	1	0	0	0	0.0
TEAM.....																120									
Total.....	28				717	1805	.397	106	367	.289	411	630	.652	411	561	1092	39.0	599	30	428	543	38	202	1951	69.7
Opponents.....	28				740	1619	.457	92	275	.335	455	677	.672	377	750	1127	40.3	567		411	605	92	227	2027	72.4

1998-99

Head Coach: Susan Walvius • **Record:** 11-16 overall, 0-14 SEC (12th)

Player	GP	GS	Min	Avg	FG	FGA	Pct	3FG	FGA	Pct	FT	FTA	Pct	Off	Def	Tot	Avg	PF	FO	A	TO	Blk	Stl	Pts	Avg	
Lester, Annie	27	27	797	29.5	156	346	.451	5	31	.161	80	115	.696	100	113	213	7.9	100	9	21	57	5	53	397	14.7	
Penn, Jocelyn	27	13	685	25.4	130	247	.526	0	0	—	91	132	.689	81	94	175	6.5	84	1	41	62	2	79	351	13.0	
Gortman, Shaunzinski	27	25	745	27.6	118	314	.376	12	56	.214	53	90	.589	57	80	137	5.1	88	6	61	104	4	47	301	11.1	
Williams, Lisa	27	26	774	28.7	95	264	.360	33	111	.297	49	73	.671	51	50	101	3.7	84	6	99	83	3	63	272	10.1	
Miars, Nikki	27	26	969	35.9	75	233	.322	33	105	.314	82	110	.745	20	63	83	3.1	66	2	116	98	2	65	265	9.8	
Segres, Shannon	27	15	534	19.8	73	185	.395	2	11	.182	70	93	.753	43	56	99	3.7	77	1	18	55	4	26	218	8.1	
Hill, Krishna	27	3	516	19.1	37	117	.316	10	52	.192	12	21	.571	27	40	67	2.5	58	1	36	43	3	28	96	3.6	
Jeffcoat, Shanta	24	0	238	9.9	19	51	.373	2	16	.125	17	20	.850	17	14	31	1.3	22	0	23	21	3	16	57	2.4	
Key, Casie	20	0	123	6.2	17	39	.436	0	0	—	3	8	.375	15	22	37	1.9	19	1	0	15	0	7	37	1.9	
Ajanovic, Ines	4	0	19	4.8	2	7	.286	0	0	—	4	4	1.000	1	1	2	0.5	2	0	0	4	1	0	8	2.0	
Total.....	27				722	1803	.400	97	383	.253	461	666	.692	465	594	1059	39.2	600	27	415	547	27	384	2002	74.1	
Opponents.....	27				725	1506	.481	105	267	.393	412	637	.647	332	715	1047	38.8	553		0	703	703	82	232	1967	72.9

YEAR-BY-YEAR STATISTICS

1999-2000

Head Coach: Susan Walvius • **Record:** 13-15 overall, 3-11 SEC (11th)

Player	GP	GS	Min	Avg	FG	FGA	Pct	3FG	FGA	Pct	FT	FTA	Pct	Off	Def	Tot	Avg	PF	FO	A	TO	Blk	Stl	Pts	Avg
Lester, Annie	28	23	728	26.0	126	258	.488	0	3	.000	102	142	.718	75	70	145	5.2	73	4	27	50	1	43	354	12.6
Penn, Jocelyn	28	15	721	25.8	127	230	.552	0	1	.000	93	138	.674	70	101	171	6.1	75	1	64	105	4	74	347	12.4
Gortman, Shaunzinski	20	20	578	28.9	116	248	.468	13	34	.382	51	85	.600	25	87	112	5.6	63	2	84	108	18	51	296	14.8
Segres, Shannon	28	18	570	20.4	90	200	.450	7	29	.241	51	64	.797	44	67	111	4.0	72	2	19	73	7	23	238	8.5
Morrone, Kelly	27	9	691	25.6	64	186	.344	50	135	.370	10	15	.667	11	47	58	2.1	39	0	78	75	4	21	188	7.0
Ujhelyi, Petra	28	24	732	26.1	70	179	.391	1	8	.125	33	44	.750	54	126	180	6.4	79	1	56	66	27	43	174	6.2
Ajanovic, Ines	28	6	357	12.8	34	96	.354	16	53	.302	10	21	.476	24	37	61	2.2	31	1	23	35	0	12	94	3.4
Hill, Crishna	28	6	473	16.9	31	108	.287	13	55	.236	12	20	.600	22	22	44	1.6	50	0	29	35	0	12	87	3.1
Jeffcoat, Shanta	28	18	553	19.8	26	81	.321	8	31	.258	24	34	.706	28	17	45	1.6	42	0	44	54	3	16	84	3.0
Hoglund, Linda	19	0	128	6.7	10	37	.270	6	22	.273	0	3	.000	6	8	14	0.7	17	0	6	9	2	7	26	1.4
Key, Casie	14	1	55	3.9	3	12	.250	0	0	—	3	5	.600	3	8	11	0.8	6	0	3	6	0	0	9	0.6
Plemons, Andrea	7	0	31	4.4	2	6	.333	0	1	.000	2	2	1.000	0	3	3	0.4	5	0	4	3	0	1	6	0.9
Hollosey, Viktoria	1	0	8	8.0	0	2	.000	0	0	—	0	0	—	0	0	0	0.0	1	0	1	0	0	0	0	0.0
TEAM.....														56	81	137	4.9				11				
Total.....	28				699	1643	.425	114	372	.306	391	573	.682	418	674	1092	39.0	553	11	438	630	67	313	1903	68.0
Opponents.....	28				690	1607	.429	98	309	.317	380	589	.645	352	615	967	34.5	495	13	405	582	76	294	1858	66.4

2000-01

Head Coach: Susan Walvius • **Record:** 11-17 overall, 6-8 SEC (T-6th)

Player	GP	GS	Min	Avg	FG	FGA	Pct	3FG	FGA	Pct	FT	FTA	Pct	Off	Def	Tot	Avg	PF	FO	A	TO	Blk	Stl	Pts	Avg
Geter, Teresa	27	25	800	29.6	113	190	.595	12	25	.480	74	99	.747	52	124	176	6.5	69	2	55	72	58	54	312	11.6
Troina, Tatyana	28	18	669	23.9	104	267	.390	44	138	.319	47	63	.746	62	63	125	4.5	66	2	45	64	9	24	299	10.7
Gortman, Shaunzinski	27	26	843	31.2	112	293	.382	34	105	.324	40	57	.702	32	106	138	5.1	73	2	80	98	10	52	298	11.0
Anaz, Nihan	28	13	733	26.2	96	228	.421	18	57	.316	46	68	.979	30	30	60	2.1	55	2	68	81	1	17	256	9.1
Ujhelyi, Petra	28	26	651	23.3	96	207	.464	0	2	.000	44	81	.543	53	124	177	6.3	89	5	42	59	23	33	236	8.4
Segres, Shannon	28	2	453	16.2	55	143	.385	8	21	.381	33	48	.688	46	81	127	4.5	61	1	6	42	3	14	151	5.4
Ajanovic, Ines	26	1	275	10.6	35	75	.467	13	26	.500	16	29	.552	29	46	75	2.9	31	0	16	34	1	9	99	3.8
Strohm, Daniela	27	8	392	14.5	28	81	.346	13	37	.351	8	9	.889	2	10	12	0.4	36	2	11	33	0	5	77	2.9
Ciocan, Cristina	28	18	556	19.9	31	83	.373	2	15	.133	9	16	.563	12	47	59	2.1	56	2	81	78	7	39	73	2.6
Hoglund, Linda	16	0	79	4.9	9	21	.429	2	7	.286	5	6	.833	5	5	10	0.6	9	0	5	6	1	4	25	1.6
Szakacs, Ildiko	13	0	94	7.2	7	23	.304	2	12	.167	4	4	1.000	2	9	11	0.8	9	0	5	6	1	4	20	1.5
Hollosey, Viktoria	3	1	5	1.7	1	2	.500	0	0	—	0	0	—	0	0	0	0.0	1	0	0	1	0	0	2	0.7
Hill, Crishna	4	1	25	6.3	1	5	.200	0	2	.000	0	0	—	0	0	0	0.0	4	0	0	2	0	0	2	0.5
Cook, Tasha	5	1	24	4.8	1	2	.500	0	0	—	0	0	—	0	0	0	0.0	1	0	3	1	0	0	2	0.4
Murry, Melanie	1	0	1	1.0	0	1	.000	0	0	—	0	0	—	0	0	0	0.0	0	0	0	0	0	0	0	0.0
TEAM.....														48	63	111	4.0				11				
Total.....	28				689	1324	.520	148	447	.331	326	480	.679	370	708	1078	38.5	560	18	414	589	113	254	1852	66.1
Opponents.....	28				677	1680	.403	134	419	.320	415	621	.668	409	647	1056	37.7	450	9	416	498	73	266	1903	68.0

2001-02

Head Coach: Susan Walvius • **Record:** 25-7 overall, 10-4 SEC (T-2nd) • **Postseason:** NCAA Elite 8 • **Final Ranking:** 13/6

Player	GP	GS	Min	Avg	FG	FGA	Pct	3FG	FGA	Pct	FT	FTA	Pct	Off	Def	Tot	Avg	PF	FO	A	TO	Blk	Stl	Pts	Avg
Penn, Jocelyn	32	31	991	31.0	218	351	.621	0	0	.000	89	140	.636	94	121	214	6.7	83	3	53	74	2	94	525	16.4
Gortman, Shaunzinski	31	29	982	31.7	176	414	.425	52	143	.364	68	102	.667	56	133	189	6.1	73	2	93	89	7	62	472	15.2
Geter, Teresa	28	23	720	25.7	94	195	.482	0	6	.000	69	85	.812	62	115	177	6.3	68	2	46	48	41	44	257	9.2
Troina, Tatyana	31	4	566	18.3	86	210	.410	48	135	.356	15	24	.625	45	48	93	3.0	59	1	34	46	7	25	235	7.6
Ujhelyi, Petra	32	28	830	25.9	93	215	.433	0	6	.000	32	66	.485	58	131	189	5.9	87	3	64	56	45	57	218	6.8
Ciocan, Cristina	30	29	852	28.4	80	192	.417	17	40	.425	25	46	.543	16	51	67	2.2	77	1	185	102	5	68	202	6.7
Morrone, Kelly	30	4	646	21.5	60	166	.361	45	127	.354	15	29	.517	16	45	61	2.0	29	0	63	57	1	27	180	6.0
Ajanovic, Ines	28	4	262	9.4	40	97	.412	6	27	.222	14	25	.560	23	28	51	1.8	26	0	12	32	3	5	100	3.6
Segres, Shannon	30	6	292	9.7	25	66	.379	0	7	.000	23	37	.622	33	43	76	2.5	32	0	13	23	3	9	73	2.4
Hill, Crishna	21	2	145	6.9	11	30	.367	3	13	.231	4	6	.667	11	7	18	0.9	13	0	12	7	1	7	29	1.4
Reese, Tonisha	9	0	37	4.1	6	22	.273	1	12	.083	3	6	.500	2	4	6	0.7	2	0	4	5	0	0	16	1.8
Redd, Vania	10	0	54	5.4	4	12	.333	0	0	.000	6	6	1.000	5	3	8	0.8	5	0	4	2	0	4	14	1.4
Hoglund, Linda	12	0	47	3.9	5	17	.294	2	8	.250	2	4	.500	2	6	8	0.7	6	0	3	7	0	4	14	1.2
Murry, Melanie	2	0	1	0.5	0	0	.000	0	0	.000	0	0	.000	0	0	0	0.0	0	0	0	0	0	0	0	0.0
TEAM.....														45	64	109	3.4				9				
Total.....	32				898	1987	.452	174	524	.332	365	576	.634	468	799	1267	39.6	560	12	586	557	115	406	2335	73.0
Opponents.....	32				719	1816	.396	144	462	.312	400	563	.710	394	736	1130	35.3	511	8	386	626	72	257	1982	61.9

YEAR-BY-YEAR STATISTICS

2002-03

Head Coach: Susan Walvius • **Record:** 23-8 overall, 9-5 SEC (T-5th) • **Postseason:** NCAA 2nd Round • **Final Ranking:** 16/18

Player	GP	GS	Min	Avg	FG	FGA	Pct	3FG	FGA	Pct	FT	FTA	Pct	Off	Def	Tot	Avg	PF	FO	A	TO	Blk	Stl	Pts	Avg	
Penn, Jocelyn	30	30	1088	36.3	282	449	.628	14	37	.378	138	194	.711	100	142	242	8.1	91	3	58	107	1	112	716	23.9	
Ciocan, Cristina	31	31	1038	33.5	161	375	.429	42	129	.326	57	74	.770	34	100	134	4.3	88	5	207	138	6	74	421	13.6	
Ujhelyi, Petra	31	31	1067	34.4	155	343	.452	5	17	.294	47	89	.528	90	198	288	9.3	84	5	102	80	48	49	362	11.7	
Burgess, Sarah	28	0	511	18.3	60	147	.408	35	103	.340	32	47	.681	30	39	69	2.5	31	0	26	30	1	32	187	6.7	
Morrone, Kelly	31	31	820	26.5	55	164	.335	62	189	.328	39	63	.619	69	99	168	5.4	75	3	39	66	5	33	166	5.4	
Johnson, Koretha	31	31	820	26.5	55	164	.335	17	63	.270	39	63	.619	69	99	168	5.4	75	3	39	66	5	33	166	5.4	
Gritsaeva, Olga	20	1	230	11.5	19	49	.388	1	6	.167	23	45	.511	25	27	52	2.6	25	0	16	9	6	7	62	3.1	
Reese, Tonisha	22	0	138	6.3	22	71	.310	12	43	.279	4	6	.667	6	13	19	0.9	12	0	6	15	0	5	60	2.7	
Rozsak, Kasia	21	0	156	7.4	7	23	.304	0	0	—	6	14	.429	25	30	55	2.6	22	0	0	3	2	9	20	1.0	
Redd, Vania	11	0	113	10.3	6	25	.240	0	5	.000	0	1	.000	10	4	14	1.3	11	0	8	10	0	5	12	1.1	
Hoglund, Linda	3	0	16	5.3	2	4	.500	1	3	.333	0	0	—	0	1	1	0.3	0	0	0	1	0	1	5	1.7	
TEAM.....														47	70	117	3.8	0							9	
Total.....	31				859	1900	.452	189	595	.318	387	581	.666	457	767	1224	39.5	487	17	578	557	71	366	2294	74.0	
Opponents.....	31				702	1780	.394	133	457	.291	300	466	.644	386	678	1064	33.3	501	8	412	632	87	297	1837	57.4	

2003-04

Head Coach: Susan Walvius • **Record:** 10-18 overall, 1-13 SEC (12th)

Player	GP	GS	Min	Avg	FG	FGA	Pct	3FG	FGA	Pct	FT	FTA	Pct	Off	Def	Tot	Avg	PF	FO	A	TO	Blk	Stl	Pts	Avg	
Morrone, Kelly	28	28	986	35.2	104	257	.405	81	199	.407	38	47	.809	30	70	100	3.6	47	1	82	75	2	51	327	11.7	
Ciocan, Cristina	27	26	893	33.1	127	316	.402	36	110	.327	27	40	.675	40	98	138	5.1	69	0	142	133	7	46	317	11.7	
Sliskovic, Iva	28	27	822	29.4	123	224	.549	1	2	.500	61	88	.693	59	141	200	7.1	95	6	45	96	26	26	308	11.0	
Simms, Lauren	28	27	668	23.9	101	247	.409	20	60	.333	39	75	.520	37	30	67	2.4	74	3	31	45	4	42	261	9.3	
Gritsaeva, Olga	28	25	686	24.5	92	199	.462	11	30	.367	48	98	.490	57	106	163	5.8	60	0	46	64	4	24	243	8.7	
Burgess, Sarah	26	4	581	22.3	63	192	.328	37	130	.285	27	42	.643	31	60	91	3.5	47	2	49	41	4	41	190	7.3	
Kulcsar, Larissa	28	3	522	18.6	51	101	.505	5	14	.357	16	44	.364	36	40	76	2.7	74	3	25	33	1	11	123	4.4	
Fabbri, Lea	24	0	216	9.0	14	42	.333	4	15	.267	20	30	.667	3	21	24	1.0	24	0	21	28	0	3	52	2.2	
Booker, Stacy	19	0	142	7.5	13	42	.310	6	26	.231	6	10	.600	4	7	11	0.6	15	1	3	6	2	8	38	2.0	
Harris, Shannel	17	0	78	4.6	5	14	.357	1	5	.200	5	9	.556	7	9	16	0.9	9	0	3	4	3	2	16	0.9	
Rozsak, Kasia	3	0	27	9.0	1	3	.333	0	0	—	2	2	1.000	3	5	8	2.7	0	0	0	1	0	2	4	1.3	
Tolliver, Lakesha	1	0	4	4.0	0	1	.000	0	0	—	0	0	—	1	1	2	2.0	0	0	0	0	0	0	0	0.0	
TEAM.....														49	67	116	4.1	0							0	
Total.....	28				694	1638	.424	202	591	.342	289	485	.596	357	655	1012	36.1	515	16	447	531	53	256	1879	67.1	
Opponents.....	28				717	1677	.428	147	419	.351	371	531	.699	390	693	1083	38.7	467	-	422	493	89	275	1952	69.7	

2004-05

Head Coach: Susan Walvius • **Record:** 8-21 overall, 2-12 SEC (12th)

Player	GP	GS	Min	Avg	FG	FGA	Pct	3FG	FGA	Pct	FT	FTA	Pct	Off	Def	Tot	Avg	PF	FO	A	TO	Blk	Stl	Pts	Avg	
Simms, Lauren	26	26	730	28.1	122	293	.416	18	78	.231	44	66	.667	47	52	99	3.8	59	1	43	63	3	32	306	11.8	
Booker, Stacy	29	12	709	24.4	86	247	.348	35	116	.302	39	58	.672	43	65	108	3.7	46	0	50	57	0	26	246	8.5	
Johnson, Melanie	28	9	543	19.4	86	182	.473	0	2	.000	32	75	.427	75	114	189	6.8	67	2	34	75	54	62	204	7.3	
Sliskovic, Iva	29	23	651	22.4	74	162	.457	0	4	.000	45	65	.692	48	122	170	5.9	61	0	36	43	30	25	193	6.7	
Burgrova, Ilona	29	19	648	22.3	65	163	.399	0	1	.000	44	67	.657	40	73	113	3.9	51	1	23	57	25	24	174	6.0	
Hunter, Angela	29	8	478	16.5	51	166	.307	33	122	.270	26	35	.743	11	39	50	1.7	32	0	40	54	0	12	161	5.6	
Fabbri, Lea	24	18	605	25.2	41	119	.345	21	71	.296	17	23	.739	7	35	42	1.8	54	1	72	93	0	27	120	5.0	
Gritsaeva, Olga	29	12	549	18.9	25	105	.238	12	61	.197	25	42	.595	33	70	103	3.6	28	0	41	45	11	14	87	3.0	
Kulcsar, Larissa	26	4	277	10.7	32	75	.427	0	1	.000	15	35	.429	20	31	51	2.0	38	1	14	33	4	9	79	3.0	
Tolliver, Lakesha	24	3	232	9.7	21	55	.382	0	1	.000	17	28	.607	17	38	55	2.3	31	0	4	21	42	7	59	2.5	
Harris, Shannel	28	11	355	12.7	15	57	.263	8	33	.242	3	5	.600	24	29	53	1.9	29	0	22	40	7	16	41	1.5	
Burgess, Sarah	2	0	46	23.0	4	17	.235	1	13	.077	3	5	.600	2	5	7	3.5	5	0	5	6	0	3	12	6.0	
Jones, Ebony	1	0	2	2.0	1	1	1.000	0	0	—	0	0	—	0	1	1	1.0	1	0	0	1	0	0	2	2.0	
TEAM.....														64	75	139	4.8	0								
Total.....	29				623	1642	.379	128	503	.254	310	504	.615	431	749	1180	40.7	502	6	384	594	176	257	1684	58.1	
Opponents.....	29				633	1731	.366	162	501	.323	369	546	.676	441	684	1125	38.8	490	-	361	493	76	315	1797	62.0	

YEAR-BY-YEAR STATISTICS

2005-06

Head Coach: Susan Walvius • **Record:** 17-12 overall, 7-7 SEC (7th) • **Postseason:** WNIT 1st Round

Player	GP	GS	Min	Avg	FG	FGA	Pct	3FG	FGA	Pct	FT	FTA	Pct	Off	Def	Tot	Avg	PF	FO	A	TO	Blk	Stl	Pts	Avg
Johnson, Melanie	29	12	596	20.6	127	241	.527	0	3	.000	64	92	.696	69	123	192	6.6	69	3	43	79	29	67	318	11.0
Adams, Demetress	29	12	569	19.6	94	158	.595	0	3	.000	56	83	.675	63	83	146	5.0	63	0	19	63	34	34	244	8.4
Sliskovic, Iva	29	19	641	22.1	78	159	.491	0	0	—	75	106	.708	40	123	163	5.6	53	0	52	54	37	28	231	8.0
Simms, Lauren	29	20	655	22.6	93	227	.410	13	40	.325	14	20	.700	30	52	82	2.8	54	1	58	76	5	34	213	7.3
Booker, Stacy	28	0	540	19.3	79	223	.354	38	122	.311	16	29	.552	18	51	69	2.5	33	0	49	45	2	23	212	7.6
Tolliver, Lakesha	28	1	370	13.2	69	132	.523	0	0	—	46	76	.605	33	53	86	3.1	61	3	25	49	28	18	184	6.6
Fabbri, Lea	29	24	571	19.7	48	129	.372	28	84	.333	34	42	.810	4	37	41	1.4	59	1	82	74	0	27	158	5.4
Burgrova, Ilona	29	27	552	19.0	59	119	.496	0	0	—	30	52	.577	48	77	125	4.3	57	1	27	49	34	14	148	5.1
Harris, Shannel	29	25	549	18.9	44	105	.419	3	20	.150	7	10	.700	32	40	72	2.5	48	1	33	25	9	27	98	3.4
Kulcsar, Larissa	21	0	196	9.3	28	48	.583	0	0	—	15	33	.455	14	21	35	1.7	13	0	11	16	4	11	71	3.4
Gritsaeva, Olga	26	0	281	10.8	20	59	.339	7	32	.219	3	7	.429	16	23	39	1.5	15	0	19	17	10	13	50	1.9
Dickerson, Brionna	21	0	187	8.9	16	52	.308	0	3	.000	6	11	.545	10	13	23	1.1	6	0	14	11	0	8	38	1.8
Hunter, Angela	13	0	90	6.9	7	35	.200	5	31	.161	2	4	.500	2	10	12	0.9	9	0	3	7	1	3	21	1.6
Jones, Ebony	7	0	28	4.0	6	19	.316	3	15	.200	1	11	.000	1	0	1	0.1	4	0	1	2	0	1	16	2.3
TEAM.....														67	68	135	4.7	0			7				
Total.....	29				768	1706	.450	97	353	.275	369	566	.652	447	774	1221	42.1	544	10	436	574	193	308	2002	69.0
Opponents.....	29				567	1635	.347	124	414	.300	390	585	.667	392	589	981	33.8	501	-	321	562	92	296	1648	56.8

2006-07

Head Coach: Susan Walvius • **Record:** 18-15 overall, 6-8 SEC (8th) • **Postseason:** WNIT 3rd Round

Player	GP	GS	Min	Avg	FG	FGA	Pct	3FG	FGA	Pct	FT	FTA	Pct	Off	Def	Tot	Avg	PF	FO	A	TO	Blk	Stl	Pts	Avg
Simms, Lauren	33	28	882	26.7	130	326	.399	15	64	.234	49	65	.754	36	91	127	3.8	58	0	94	79	4	51	324	9.8
Johnson, Melanie	32	17	562	17.6	110	259	.425	5	23	.217	53	80	.663	93	83	176	5.5	70	1	42	73	16	63	278	8.7
Booker, Stacy	32	20	661	20.7	102	284	.359	40	154	.260	25	31	.806	29	61	90	2.8	48	1	60	59	3	30	269	8.4
Tolliver, Lakesha	33	8	518	15.7	91	216	.421	0	1	.000	70	110	.636	59	79	138	4.2	85	2	32	55	60	27	252	7.6
Sliskovic, Iva	33	17	644	19.5	89	195	.456	0	1	.000	66	93	.710	50	105	155	4.7	56	0	50	55	21	31	244	7.4
Adams, Demetress	33	23	656	19.9	79	157	.503	0	0	—	34	78	.436	71	103	174	5.3	91	4	35	59	30	52	192	5.8
Dickerson, Brionna	31	2	557	18.0	82	203	.404	9	34	.265	16	25	.640	28	44	72	2.3	23	0	37	23	1	22	189	6.1
Burgrova, Ilona	33	16	705	21.4	74	144	.514	0	0	—	36	71	.507	60	91	151	4.6	59	3	34	56	37	28	184	5.6
Zackery, Kellindra	29	1	352	12.1	48	125	.384	1	4	.250	24	39	.615	46	44	90	3.1	28	0	18	43	1	21	121	4.2
Harris, Shannel	31	20	533	17.2	33	93	.355	10	28	.357	12	21	.571	36	38	74	2.4	38	0	26	30	22	39	88	2.8
Fabbri, Lea	28	11	409	14.6	22	100	.220	18	76	.237	11	13	.846	2	31	33	1.2	42	1	71	54	1	20	73	2.6
Kulcsar, Larissa	18	2	121	6.7	11	20	.550	0	0	—	12	19	.632	6	26	32	1.8	11	0	6	14	2	7	34	1.9
Jones, Ebony	7	0	26	3.7	6	14	.429	4	10	.400	1	2	.500	0	2	2	0.3	2	0	2	2	1	1	17	2.4
TEAM.....														76	65	141	4.3	1			6				
Total.....	33				877	2136	.411	102	395	.258	409	647	.632	592	863	1455	44.1	612	12	507	608	199	392	2265	68.6
Opponents.....	33				687	1836	.374	153	505	.303	435	638	.682	394	781	1175	35.6	584	-	370	697	130	305	1962	59.5

2007-08

Head Coach: Susan Walvius • **Record:** 16-16 overall, 4-10 SEC (T-9th) • **Postseason:** WNIT 2nd Round

Player	GP	GS	Min	Avg	FG	FGA	Pct	3FG	FGA	Pct	FT	FTA	Pct	Off	Def	Tot	Avg	PF	FO	A	TO	Blk	Stl	Pts	Avg
Jones, Jordan	32	31	1111	34.7	140	345	.406	97	243	.399	42	57	.737	14	75	89	2.8	61	0	58	88	1	50	419	13.1
Adams, Demetress	32	32	923	28.8	139	263	.529	0	1	.000	71	124	.573	94	192	286	8.9	102	7	68	105	55	65	349	10.9
Dickerson, Brionna	28	26	804	28.7	111	309	.359	20	61	.328	49	60	.817	48	67	115	4.1	34	0	42	51	1	19	291	10.4
Tolliver, Lakesha	26	20	524	20.2	91	199	.457	1	11	.000	59	88	.670	38	96	134	5.2	70	2	34	69	47	22	242	9.3
Burgrova, Ilona	32	30	957	29.9	118	214	.551	0	0	—	60	87	.690	64	135	199	6.2	98	9	57	84	37	27	296	9.3
Newton, Courtney	5	4	97	19.4	8	20	.400	4	12	.333	4	4	1.000	0	4	4	0.8	8	0	15	11	0	4	24	4.8
Jones, Ebony	29	6	412	14.2	40	129	.310	35	108	.324	6	8	.750	17	35	52	1.8	33	0	27	28	1	15	121	4.2
Kennedy, Samone	31	6	583	18.8	41	115	.357	0	8	.000	33	50	.660	14	44	58	1.9	35	0	106	81	0	42	115	3.7
May, Jewel	28	0	271	9.7	31	74	.419	0	0	—	35	51	.686	23	40	63	2.3	46	2	3	31	5	10	97	3.5
Pace, C.J.	16	2	221	13.8	23	59	.390	4	19	.211	5	10	.500	18	20	38	2.4	27	0	7	22	3	12	55	3.4
Payne, Jasmine	25	3	242	9.7	23	78	.295	0	0	—	19	25	.760	17	35	52	2.1	28	1	5	21	5	11	65	2.6
Billingslea, Ashlie	14	0	166	11.9	8	45	.178	1	11	.091	8	13	.615	3	17	20	1.4	33	1	21	40	0	9	25	1.8
Falohun, Lauren	14	0	89	6.4	0	7	.000	0	0	—	1	2	.500	4	9	13	0.9	13	0	4	17	1	2	1	0.1
TEAM.....														88	91	179	5.6	0			18				
Total.....	32				773	1857	.416	162	464	.349	392	579	.677	442	860	1302	40.7	588	22	447	666	156	288	2100	65.6
Opponents.....	32				724	1923	.376	145	475	.305	423	665	.636	465	713	1178	36.8	538	-	378	558	119	325	2016	63.0

YEAR-BY-YEAR STATISTICS

2008-09

Head Coach: Dawn Staley • **Record:** 10-18 overall, 2-12 SEC (11th)

Player	GP	GS	Min	Avg	FG	FGA	Pct	3FG	FGA	Pct	FT	FTA	Pct	Off	Def	Tot	Avg	PF	FO	A	TO	Blk	Stl	Pts	Avg
Dickerson, Brionna	19	19	632	33.3	93	236	.394	31	85	.365	37	58	.638	26	32	58	3.1	22	0	27	37	0	14	254	13.4
Sutton, La'Keisha	28	14	734	26.2	108	263	.411	15	36	.417	77	114	.675	21	35	56	2.0	70	2	68	107	5	36	308	11.0
Adams, Demetress	18	18	504	28.0	77	149	.517	1	3	.333	37	50	.740	46	84	130	7.2	46	1	9	58	21	22	192	10.7
Pace, C.J.	27	24	789	29.2	69	235	.294	29	108	.269	37	48	.771	56	102	158	5.9	69	0	28	55	11	18	204	7.6
Williams, Tonia	11	1	127	11.5	23	46	.500	2	5	.400	11	19	.579	12	33	45	4.1	16	0	3	12	3	5	59	5.4
Kennedy, Samone	28	20	680	24.3	55	147	.374	9	39	.231	27	44	.614	5	39	44	1.6	47	0	68	73	2	34	146	5.2
Stephens, Charenee	18	1	321	17.8	38	71	.535	0	0	—	10	18	.556	34	61	95	5.3	17	0	2	21	5	5	86	4.8
May, Jewel	28	26	599	21.4	43	113	.381	0	0	—	45	68	.662	59	83	142	5.1	87	5	4	36	13	26	131	4.7
Wheeler, Sada	6	0	67	11.2	10	23	.435	0	0	—	2	5	.400	10	5	15	2.5	10	0	0	7	4	1	22	3.7
Falohun, Lauren	26	9	529	20.3	35	98	.357	2	10	.200	22	25	.880	7	34	41	1.6	43	0	37	71	2	16	94	3.6
Tate, Miranda	21	0	253	12.0	23	82	.280	11	38	.289	5	11	.455	13	27	40	1.9	17	0	9	22	3	5	62	3.0
Newton, Courtney	22	8	365	16.6	19	71	.268	11	48	.229	15	20	.750	16	44	60	2.7	34	0	12	19	3	20	64	2.9
TEAM.....														66	66	132	4.7	0			19				
Total.....	28				593	1534	.387	111	372	.298	325	480	.677	371	645	1016	36.3	478	8	267	537	72	202	1622	57.9
Opponents.....	28				666	1614	.413	105	338	.311	316	457	.691	356	636	992	35.4	471	10	348	451	110	234	1753	62.6

2009-10

Head Coach: Dawn Staley • **Record:** 14-15 overall, 7-9 SEC (T-7th)

Player	GP	GS	Min	Avg	FG	FGA	Pct	3FG	FGA	Pct	FT	FTA	Pct	Off	Def	Tot	Avg	PF	FO	A	TO	Blk	Stl	Pts	Avg
Nainima, Valerie	29	28	986	34.0	171	451	.379	82	229	.358	68	90	.756	21	58	79	2.7	47	0	81	75	7	28	492	17.0
Bone, Kelsey	29	27	892	29.7	164	367	.447	1	4	.250	77	116	.664	82	186	268	9.2	77	1	28	90	19	25	406	14.0
Sutton, La'Keisha	29	24	858	29.6	109	273	.399	15	37	.405	49	86	.570	30	38	68	2.3	70	1	74	82	4	25	282	9.7
Stephens, Charenee	25	2	558	22.3	88	147	.599	0	0	—	34	52	.654	78	101	179	7.2	44	0	2	28	8	21	210	8.4
Walker, Ieasia	29	6	589	20.3	57	174	.328	17	47	.362	26	40	.650	31	44	75	2.6	55	0	35	58	8	26	157	5.4
Kennedy, Samone	29	27	810	27.9	56	149	.376	14	49	.286	20	35	.571	12	66	78	2.7	49	0	68	49	2	34	146	5.0
Bruner, Ashley	27	0	304	11.3	25	59	.424	0	1	.000	17	36	.472	38	38	76	2.8	32	1	5	27	9	12	67	2.5
May, Jewel	29	28	454	15.7	23	59	.390	0	0	—	12	22	.545	44	56	100	3.4	75	2	3	32	5	7	58	2.0
Wilson, Ebony	26	2	239	9.2	12	23	.522	0	2	.000	11	14	.786	21	14	35	1.3	27	0	0	8	2	5	35	1.3
Newton, Courtney	3	0	30	10.0	1	4	.250	1	2	.500	0	1	.000	1	2	3	1.0	3	0	0	2	0	1	3	1.0
Falohun, Lauren	23	1	190	8.3	7	16	.438	0	1	.000	4	9	.444	10	12	22	1.0	24	0	12	19	0	9	18	0.8
TEAM.....														59	67	126		1			13				
Total.....	29				713	1722	.414	130	372	.349	318	501	.635	427	682	1109	38.2	504	5	308	483	64	193	1874	64.6
Opponents.....	29				690	1678	.411	122	387	.315	376	539	.698	376	672	1048	36.1	488	12	345	454	134	202	1878	64.8

2010-11

Head Coach: Dawn Staley • **Record:** 18-15 overall, 8-8 SEC (T-5th) • **Postseason:** WNIT 2nd Round

Player	GP	GS	Min	Avg	FG	FGA	Pct	3FG	FGA	Pct	FT	FTA	Pct	Off	Def	Tot	Avg	PF	FO	A	TO	Blk	Stl	Pts	Avg
Walker, Ieasia	33	31	991	30.0	137	389	.352	38	132	.288	91	146	.623	37	90	127	3.8	81	2	56	82	10	79	403	12.2
Sutton, La'Keisha	33	32	1090	33.0	128	314	.408	13	55	.236	68	112	.607	30	58	88	2.7	75	1	118	130	4	47	337	10.2
Bruner, Ashley	33	8	727	22.0	116	215	.540	0	0	—	44	88	.500	98	77	175	5.3	64	1	21	55	21	24	276	8.4
Strickland, Marah	19	5	447	23.5	47	160	.294	26	101	.257	38	41	.927	14	29	43	2.3	19	0	8	27	1	5	158	8.3
Grant, Markeshia	33	2	670	20.3	79	236	.335	32	111	.288	26	38	.684	28	66	94	2.8	43	0	43	44	2	28	216	6.5
Nainima, Valerie	25	15	550	22.0	53	164	.323	33	111	.297	18	23	.783	5	33	38	1.5	16	0	27	32	0	11	157	6.3
May, Jewel	33	33	613	18.6	45	119	.378	0	0	—	39	62	.629	68	84	152	4.6	109	9	12	52	22	20	129	3.9
Stephens, Charenee	32	11	548	17.1	50	96	.521	0	0	—	23	38	.605	64	89	153	4.8	53	1	6	28	15	18	123	1.8
Kennedy, Samone	16	9	216	13.5	16	47	.340	3	18	.167	6	12	.500	3	15	18	1.1	16	0	13	24	2	10	41	2.6
Newton, Courtney	29	16	474	16.3	22	72	.306	15	55	.273	12	24	.500	23	51	74	2.6	33	1	14	14	5	8	71	2.4
Brewer, Kayla	7	0	97	13.9	4	9	.444	0	0	—	1	6	.167	10	12	22	3.1	13	0	0	5	6	0	9	1.3
Sellers, Imani	15	0	54	3.6	2	11	.182	1	7	.143	2	5	.400	1	5	6	0.4	6	0	1	2	0	0	7	0.5
Wilson, Ebony	28	3	223	8.0	4	20	.200	0	5	.000	2	7	.286	15	14	9	1.0	23	0	3	9	3	11	10	0.4
TEAM.....														77	86	163					8				
Total.....	33				703	1852	.380	161	595	.271	370	602	.615	473	709	1182	35.8	551	15	322	512	91	261	1937	58.7
Opponents.....	33				749	1774	.422	122	361	.338	348	525	.663	387	769	1156	35.0	606	21	349	548	112	211	1968	59.6

YEAR-BY-YEAR STATISTICS

2011-12

Head Coach: Dawn Staley • **Record:** 25-10 overall, 10-6 SEC (T-4th) • **Postseason:** NCAA Sweet 16 • **Final Ranking:** 25/21

Player	GP	GS	Min	Avg	FG	FGA	Pct	3FG	FGA	Pct	FT	FTA	Pct	Off	Def	Tot	Avg	PF	FO	A	TO	Blk	Stl	Pts	Avg
Grant, Markeshia	35	35	944	27.0	144	353	.408	64	176	.364	35	49	.714	31	57	88	2.5	49	0	58	67	4	31	3887	11.1
Sutton, La'Keisha	35	35	1073	30.7	140	365	.384	24	93	.258	68	90	.756	33	64	97	2.8	65	3	97	110	10	46	372	10.6
Walker, Ieasia	35	33	1040	29.7	98	310	.316	20	85	.235	59	89	.663	35	116	151	4.3	72	1	113	90	19	63	275	7.9
Welch, Aleighsa	33	2	694	21.0	98	167	.587	0	1	.000	56	98	.571	104	96	200	6.1	41	0	18	40	22	19	252	7.6
Bruner, Ashley	35	3	772	22.1	100	225	.444	0	0	—	53	138	.384	96	87	183	5.2	69	0	39	54	25	47	253	7.2
Stephens, Charenee	35	35	713	20.4	74	141	.525	0	0	—	23	34	.676	77	95	172	4.9	54	1	14	31	24	26	171	4.9
Roy, Tina	34	0	383	11.3	53	181	.293	32	127	.252	10	22	.455	20	29	49	1.4	20	0	10	15	1	9	148	4.4
White, Sancheon	35	1	460	13.1	45	131	.344	7	30	.233	25	43	.581	31	54	85	2.4	49	0	21	30	7	30	122	3.5
Ibiam, Elem	25	0	197	7.9	26	59	.441	0	1	.000	22	35	.629	34	40	74	3.0	33	0	4	16	17	2	74	3.0
Wilson, Ebony	31	1	271	8.7	12	25	.480	1	3	.333	16	23	.696	14	21	35	1.1	31	0	7	16	4	11	41	1.3
Sellers, Imani	17	0	62	3.6	8	18	.444	2	8	.250	3	9	.333	1	6	7	0.4	11	0	6	4	3	2	21	1.2
Newton, Courtney	32	30	365	11.4	7	41	.171	6	36	.167	2	3	.667	20	29	49	1.5	39	0	2	13	3	13	22	0.7
Decheva, Pamela	15	0	51	3.4	2	10	.200	1	9	.111	0	0	—	0	3	3	0.2	6	0	2	1	0	0	5	0.3
TEAM.....														68	62	130		2			11				
Total.....	35				807	2026	.398	157	569	.276	372	633	.588	564	759	1323	37.8	541	5	391	498	139	299	2413	61.2
Opponents.....	35				672	1788	.376	63	290	.217	393	563	.698	420	779	1199	34.3	578		288	627	157	234	1800	51.4



2011-12 Gamecocks

Front Row: Shelbretta Ball, Tina Roy, Ieasia Walker, Markeshia Grant, La'Keisha Sutton, Sancheon White, Imani Sellers; **Back Row:** Courtney Newton, Aleighsa Welch, Ashley Bruner, Elem Ibiam, Pamela Decheva, Ebony Wilson

2012-13

Head Coach: Dawn Staley • **Record:** 25-8 overall, 11-5 SEC (T-4th) • **Postseason:** NCAA 2nd Round • **Final Ranking:** 17/16

Player	GP	GS	Min	Avg	FG	FGA	Pct	3FG	FGA	Pct	FT	FTA	Pct	Off	Def	Tot	Avg	PF	FO	A	TO	Blk	Stl	Pts	Avg	
Welch, Aleighsa	33	33	981	29.7	134	224	.598	1	11	.000	126	178	.708	131	124	255	7.7	56	0	34	53	23	26	395	12.0	
Bruner, Ashley	33	33	1000	30.3	145	330	.439	0	6	.000	50	163	.307	106	161	267	8.1	64	0	55	77	18	47	340	10.3	
Walker, Ieasia	33	33	1086	32.9	114	335	.340	43	141	.305	51	90	.567	33	96	129	3.9	56	0	108	89	15	90	322	9.8	
Mitchell, Tiffany	33	30	927	28.1	107	282	.379	22	60	.367	68	111	.613	60	109	169	5.1	64	1	43	82	4	44	304	9.2	
Sessions, Khadijah	33	3	570	17.3	53	151	.351	13	54	.241	72	109	.661	22	24	46	1.4	43	0	36	49	3	21	191	5.8	
Ibiam, Elem	30	0	472	15.7	64	131	.489	0	0	—	32	64	.500	52	83	135	4.5	48	1	8	20	30	11	160	5.3	
White, Sancheon	33	33	858	26.0	58	190	.305	10	53	.189	20	29	.690	55	80	135	4.1	72	1	30	36	15	33	146	4.4	
Davis, Tiffany	3	0	40	13.3	4	8	.500	1	4	.250	3	4	.750	1	3	4	1.3	2	0	4	2	0	5	12	4.0	
Dozier, Asia	31	0	398	12.8	28	134	.209	16	91	.176	11	24	.458	19	42	61	2.0	35	1	25	20	4	8	83	2.7	
Montout, Asia	29	0	293	10.1	26	94	.277	6	32	.188	13	19	.684	27	16	43	1.5	26	0	8	16	7	3	71	2.4	
TEAM.....														65	78	143					15					
Total.....	33				6625	733	1879	.390	112	442	.253	446	791	.564	571	816	1387	42.0	466	4	351	459	119	288	2024	61.3
Opponents.....	33				6625	611	1724	.354	104	358	.291	334	486	.687	346	738	1084	32.8	650	25	291	539	136	192	1660	50.3

YEAR-BY-YEAR STATISTICS

2013-14

Head Coach: Dawn Staley • **Record:** 29-5 overall, 14-2 SEC (1st) • **Postseason:** NCAA Sweet 16 • **Final Ranking:** 8/9

Player	GP	GS	Min	Avg	FG	FGA	Pct	3FG	FGA	Pct	FT	FTA	Pct	Off	Def	Tot	Avg	PF	FO	A	TO	Blk	Stl	Pts	Avg
Mitchell, Tiffany	34	34	1066	31.4	165	335	.493	40	74	.541	157	198	.793	41	149	190	5.6	63	0	118	97	8	62	527	15.5
Welch, Aleighsa	34	33	1037	30.5	175	305	.574	1	11.000	116	194	.598	107	153	260	7.6	61	0	67	64	47	29	467	13.7	
Coates, Alaina	34	1	668	19.6	148	242	.612	0	0.000	121	185	.654	82	203	285	8.4	83	1	11	57	73	17	417	12.3	
Ibiam, Elem	34	34	794	23.4	128	238	.538	0	0.000	67	102	.657	59	148	207	6.1	94	3	12	51	83	13	323	9.5	
Session, Khadijah	29	26	761	26.2	58	159	.365	18	59	.305	74	103	.718	9	38	47	1.6	60	0	77	45	1	28	208	7.2
Dozier, Asia	34	32	911	26.8	72	211	.341	33	103	.320	28	44	.636	18	77	95	2.8	63	0	92	68	7	21	205	6.0
Roy, Tina	34	1	553	16.3	44	146	.301	20	86	.233	14	23	.609	13	56	69	2.0	19	0	48	23	9	6	122	3.6
Davis, Tiffany	32	7	356	11.1	23	59	.390	12	30	.400	19	26	.731	5	27	32	1.0	29	0	29	40	1	4	77	2.4
Gaines, Olivia	32	1	309	9.7	23	48	.479	1	2	.500	19	26	.731	12	31	43	1.3	32	0	34	14	3	20	66	2.1
Montout, Wilka	30	1	254	8.5	17	48	.354	5	16	.313	6	19	.316	23	24	47	1.6	25	0	5	13	7	1	45	1.5
Morrison, LeAnna	23	0	68	3.0	4	13	.308	1	8	.125	6	10	.600	6	4	10	0.4	8	0	3	2	0	1	15	0.7
Farmer, India	18	0	48	2.7	2	7	.286	2	4	.500	0	0	.000	2	4	6	0.3	4	0	0	1	1	0	6	0.3
TEAM.....																37	65	102	3.0	1			10		
Total.....	34				859	1811	.474	133	383	.347	627	930	.674	414	979	1393	41.0	542	4	496	485	240	202	2478	72.9
Opponents.....	34				705	2035	.346	127	437	.291	360	537	.670	415	680	1095	32.2	754	32	343	435	98	210	1897	55.8

2014-15

Head Coach: Dawn Staley • **Record:** 34-3 overall, 15-1 SEC (T-1st) • **Postseason:** NCAA Final Four • **Final Ranking:** 3/3

Player	GP	GS	Min	Avg	FG	FGA	Pct	3FG	FGA	Pct	FT	FTA	Pct	Off	Def	Tot	Avg	PF	FO	A	TO	Blk	Stl	Pts	Avg
Mitchell, Tiffany	37	37	1106	29.9	189	378	.500	57	137	.416	98	117	.838	28	87	115	3.1	64	1	106	82	11	65	533	14.4
Wilson, A'ja	37	1	734	19.8	177	329	.538	1	3	.333	131	198	.662	78	165	243	6.6	72	1	37	62	65	32	486	13.1
Coates, Alaina	36	5	760	21.1	141	251	.562	0	0.000	117	168	.696	99	186	285	7.9	62	0	28	50	53	19	399	11.1	
Welch, Aleighsa	37	37	973	26.3	153	274	.558	0	1.000	31	75	.413	107	134	241	6.5	59	2	71	60	38	21	337	9.1	
Ibiam, Elem	37	37	603	16.3	91	163	.558	0	0.000	43	60	.717	51	86	137	3.7	79	1	11	44	34	9	225	6.1	
Cuevas-Moore, Bianca	37	0	536	14.5	74	200	.370	16	72	.222	45	58	.776	13	35	48	1.3	44	1	64	60	5	42	209	5.6
Roy, Tina	36	0	568	15.8	59	152	.388	46	119	.387	2	5	.400	8	59	67	1.9	19	0	78	34	5	7	166	4.6
Sessions, Khadijah	37	36	814	22.0	59	147	.401	20	64	.313	27	51	.529	26	63	89	2.4	63	0	105	49	4	68	165	4.5
Dozier, Asia	37	30	615	16.6	55	133	.414	29	87	.333	10	13	.769	2	36	38	1.0	27	0	67	33	7	20	149	4.0
White, Jatarie	20	0	184	9.2	20	49	.408	0	0.000	9	14	.643	16	28	44	2.2	20	0	7	14	5	7	49	2.5	
Gaines, Olivia	35	2	334	9.5	23	58	.397	3	8	.375	9	14	.643	13	25	38	1.1	42	1	32	16	3	20	58	1.7
Davis, Tiffany	16	0	84	5.3	6	16	.375	5	13	.385	6	9	.667	5	13	18	1.1	5	0	7	9	0	0	23	1.4
Farmer, India	16	0	37	2.3	0	4	.000	0	2	.000	4	6	.667	5	3	8	0.5	1	0	0	1	0	1	4	0.3
Duckett, Kaydra	20	0	52	2.6	1	13	.077	0	1.000	2	4	.500	4	7	11	0.6	4	0	3	1	2	4	4	0.2	
TEAM.....																69	82	151	4.1	1			13		
Total.....	37				1048	2167	.484	177	507	.349	534	792	.674	524	1009	1533	41.4	562	7	616	528	232	315	2807	75.9
Opponents.....	37				739	2116	.349	147	511	.288	378	557	.679	444	734	1178	31.8	738	25	353	595	111	248	2003	54.1

2015-16

Head Coach: Dawn Staley • **Record:** 33-2 overall, 16-0 SEC (1st) • **Postseason:** NCAA Sweet 16 • **Final Ranking:** 3/5

Player	GP	GS	Min	Avg	FG	FGA	Pct	3FG	FGA	Pct	FT	FTA	Pct	Off	Def	Tot	Avg	PF	FO	A	TO	Blk	Stl	Pts	Avg
Wilson, A'ja	33	32	895	27.1	205	389	.531	0	0.000	120	166	.723	88	199	287	8.7	78	1	47	74	103	27	530	16.1	
Mitchell, Tiffany	35	34	1068	30.5	168	405	.415	61	180	.339	124	152	.816	33	63	96	2.7	69	0	90	86	6	63	521	14.9
Coates, Alaina	35	33	937	26.8	168	261	.644	0	0.000	89	159	.560	107	253	360	100.3	87	0	33	53	45	43	425	12.1	
Cuevas-Moore, Bianca	34	1	614	18.1	78	207	.377	20	76	.263	50	66	.758	10	50	60	1.8	43	0	63	64	2	47	226	6.6
Sessions, Khadijah	35	35	896	25.6	69	154	.448	20	53	.377	69	107	.645	24	67	91	2.6	75	1	80	53	3	70	227	6.5
Roy, Tina	35	13	708	20.2	72	214	.336	66	184	.359	5	11	.455	10	46	56	1.6	12	0	75	36	1	15	215	6.1
Imovbioh, Sarah	35	4	497	14.2	62	104	.596	0	0.000	28	66	.424	81	95	176	5.0	59	0	9	28	7	13	152	4.3	
Cliney, Doniyah	20	3	219	11.0	20	47	.426	4	13	.308	18	27	.667	5	11	16	0.8	24	0	14	21	1	10	62	3.1
Dozier, Asia	29	20	529	18.2	28	97	.289	15	64	.234	15	20	.750	4	26	30	1.0	23	0	65	38	2	10	86	3.0
White, Jatarie	32	0	406	12.7	30	88	.341	0	3.000	32	52	.615	26	67	93	2.9	57	0	18	22	13	6	92	2.9	
Colley, Shay	11	0	142	12.9	11	31	.355	3	12	.250	5	8	.625	8	12	20	1.8	18	0	13	16	1	7	30	2.7
Duckett, Kaydra	8	0	55	6.9	4	9	.444	1	3	.333	0	0	.000	1	7	8	1.0	8	0	5	4	1	3	9	1.1
Farmer, India	10	0	34	3.4	0	5	.000	0	3.000	0	0	.000	1	4	5	0.5	3	0	1	2	2	0	0	0	0.0
TEAM.....																58	73	131	1			11			
Total.....	35				915	2008	.456	190	561	.321	555	834	.665	456	973	1429	40.8	557	2	513	508	187	314	2575	73.6
Opponents.....	35				720	2072	.347	155	544	.285	353	507	.696	427	734	1161	33.2	748	25	355	553	109	234	1948	55.7