



BEACH SOCCER WORLD CUP
Bahamas 2017

FIFA Beach Soccer World Cup

27 April – 7 May 2017

Statistical Kit



Last update: 6 April 2017

Contents

Introduction	3
Participating Teams	4
Match Schedule	5
Team Fact Boxes	7
Bahamas (BAH) / HOST A1	8
Switzerland (SUI) A2	9
Ecuador (ECU) A3	10
Senegal (SEN) A4	11
Nigeria (NGA) B1	12
Italy (ITA) B2	14
Iran (IRN) B3	15
Mexico (MEX) B4	17
United Arab Emirates (UAE) C1	18
Paraguay (PAR) C2	19
Portugal (POR) C3	20
Panama (PAN) C4	21
Brazil (BRA) D1	22
Tahiti (TAH) D2	24
Japan (JPN) D3	25
Poland (POL) D4	27
FIFA Beach Soccer World Cup 2017 Winner's Trophy	29
10 Things you need to know about Beach Soccer	30
History	31
Stadiums	33
All-time Ranking	34
Ranking by tournament	35
Winners at a glance	35
Nutshell	35
Awards	36
Comparative statistics: Goals, cards, attendances	38
Competition Stats & Facts	40
Team statistics	40
Player statistics	44
Coach / Referee statistics	47
Beach Soccer World Championships 1995-2004	48

Picture on cover: Spain's Ezequiel gets ready to take a corner during the FIFA Beach Soccer World Cup match against Mexico at the Espinho Stadium. (Photo by Dean Mouhtaropoulos - FIFA/FIFA via Getty Images)

Introduction

Sun, sand and soccer!

The FIFA Beach Soccer World Cup is a spectacular and physically challenging game featuring one goalkeeper and four outfield players. This branch of the game is currently growing like no other, drawing in TV viewers and generating significant advertising interest. The global Pro Beach Soccer Tour provided the breeding ground for the first tournament in 2005. Surprisingly, it was France and not Brazil who emerged as the winners of the inaugural competition, before the *Auriverde* established their superiority by claiming the next four titles in a row.

Beach soccer matches are highly entertaining affairs that feature a constant flow of spectacular plays. As it is difficult to roll the ball on the sand, the strategy naturally shifts toward flicks, tricks, volleys and bicycle kicks. The sport embraces both the lifestyles commonly associated with beaches (family recreation, youth culture, fitness, fashion) and a variety of American sporting influences, such as cheerleaders performing amidst the action, adding an air of glamour.

'34 NATIONS HAVE PLAYED IN AT LEAST ONE FIFA BEACH SOCCER WORLD CUP, OF THESE, ONLY 4 NATIONS HAVE WON.'



Participating Teams




African Zone (2)

The final round of CAF qualifiers took place in December 2016 in Lagos, Nigeria.

	Team	2017 Appearance
	Nigeria (NGA)	5 th appearance
	Senegal (SEN)	6 th appearance





Asian Zone (3)

The AFC qualifying tournament will take place in Malaysia from 4-11 March 2017.

	Team	2017 Appearance
	Iran (IRN)	7 th appearance
	Japan (JPN)	9 th appearance
	United Arab Emirates (UAE)	5 th appearance




European Zone (4)

The UEFA qualifying tournament took place in Italy in September 2016.

	Team	2017 Appearance
	Italy (ITA)	7 th appearance
	Poland (POL)	2 nd appearance
	Portugal (POR)	8 th appearance
	Switzerland	4 th appearance


North, Central American & Caribbean Zone (2+1 host)

The qualifying tournament to decide CONCACAF's representatives took place in February 2017. As host Bahamas automatically qualified.

	Team	2017 Appearance
	Bahamas (BAH) - host	1 st appearance
	Mexico (MEX)	5 th appearance
	Panama (PAN)	1 st appearance




Oceanian Zone (1)

Tahiti will be the OFC's designated representative at the FIFA Beach Soccer World Cup Bahamas 2017.

	Team	2017 Appearance
	Tahiti (TAH)	4 th appearance

South American Zone (3)

The regional qualifying tournament took place in February 2017 in Paraguay. Brazil, Paraguay and Ecuador claimed the three tickets on offer.

	Team	2017 Appearance
	Brazil (BRA)	9 th appearance
	Ecuador (ECU)	1 st appearance
	Paraguay (PAR)	3 rd appearance

Match Schedule

GROUP A	GROUP B	GROUP C	GROUP D
A1 Bahamas (BAH)	B1 Nigeria (NGA)	C1 United Arab Emirates (UAE)	D1 Brazil (BRA)
A2 Switzerland (SUI)	B2 Italy (ITA)	C2 Paraguay (PAR)	D2 Tahiti (TAH)
A3 Ecuador (ECU)	B3 Iran (IRN)	C3 Portugal (POR)	D3 Japan (JPN)
A4 Senegal (SEN)	B4 Mexico (MEX)	C4 Panama (PAN)	D4 Poland (POL)

Group stage

Group A				
Date	Match	City (Country)	Match #	Time (LT)
2017-04-27	Ecuador - Senegal	NASSAU (BAH)	2	17:00
2017-04-27	Bahamans - Switzerland	NASSAU (BAH)	4	20:00
2017-04-29	Switzerland - Ecuador	NASSAU (BAH)	10	17:00
2017-04-29	Senegal - Bahamans	NASSAU (BAH)	12	20:00
2017-05-01	Switzerland - Senegal	NASSAU (BAH)	18	17:00
2017-05-01	Bahamans - Ecuador	NASSAU (BAH)	20	20:00
Group B				
Date	Match	City (Country)	Match #	Time (LT)
2017-04-27	Iran - Mexico	NASSAU (BAH)	1	15:30
2017-04-27	Nigeria - Italy	NASSAU (BAH)	3	18:30
2017-04-29	Italy - Iran	NASSAU (BAH)	9	15:30
2017-04-29	Mexico - Nigeria	NASSAU (BAH)	11	18:30
2017-05-01	Italy - Mexico	NASSAU (BAH)	17	15:30
2017-05-01	Nigeria - Iran	NASSAU (BAH)	19	18:30
Group C				
Date	Match	City (Country)	Match #	Time (LT)
2017-04-28	Portugal - Panama	NASSAU (BAH)	6	17:00
2017-04-28	UAE - Paraguay	NASSAU (BAH)	8	20:00
2017-04-30	Paraguay - Portugal	NASSAU (BAH)	14	17:00
2017-04-30	Panama - UAE	NASSAU (BAH)	16	20:00
2017-05-02	Paraguay - Panama	NASSAU (BAH)	22	17:00
2017-05-02	UAE - Portugal	NASSAU (BAH)	24	20:00
Group D				
Date	Match	City (Country)	Match #	Time (LT)
2017-04-28	Japan - Poland	NASSAU (BAH)	5	15:30
2017-04-28	Brazil - Tahiti	NASSAU (BAH)	7	18:30
2017-04-30	Tahiti - Japan	NASSAU (BAH)	13	15:30
2017-04-30	Poland - Brazil	NASSAU (BAH)	15	18:30
2017-05-02	Tahiti - Poland	NASSAU (BAH)	21	15:30
2017-05-02	Brazil - Japan	NASSAU (BAH)	23	18:30

Second Stage

Quarter-finals				
Date	Match	City (Country)	Match #	Time (LT)
2017-05-04	1C - 2D	NASSAU (BAH)	25	15:30
2017-05-04	1D - 2C	NASSAU (BAH)	26	17:00
2017-05-04	1A - 2B	NASSAU (BAH)	27	18:30
2017-05-04	1B - 2A	NASSAU (BAH)	28	20:00
Semi-final				
Date	Match	City (Country)	Match #	Time (LT)
2017-05-06	W27 - W25	NASSAU (BAH)	29	15:00
2017-05-06	W28 - W26	NASSAU (BAH)	30	16:30
Play-off for third place				
Date	Match	City (Country)	Match #	Time (LT)
2017-05-07	L29 - L30	NASSAU (BAH)	31	15:00
Final				
Date	Match	City (Country)	Match #	Time (LT)
2017-05-07	W29 - W30	NASSAU (BAH)	32	16:30

Team Fact Boxes

Qualified Teams



GROUP A		GROUP B		GROUP C		GROUP D	
A1	Bahamas (BAH)	B1	Nigeria (NGA)	C1	United Arab Emirates (UAE)	D1	Brazil (BRA)
A2	Switzerland (SUI)	B2	Italy (ITA)	C2	Paraguay (PAR)	D2	Tahiti (TAH)
A3	Ecuador (ECU)	B3	Iran (IRN)	C3	Portugal (POR)	D3	Japan (JPN)
A4	Senegal (SEN)	B4	Mexico (MEX)	C4	Panama (PAN)	D4	Poland (POL)

GROUP A	
A1	Bahamas (BAH)
A2	Switzerland (SUI)
A3	Ecuador (ECU)
A4	Senegal (SEN)

Bahamas (BAH) / HOST		A1
Confederation	CONCACAF	
Number of previous FIFA Beach Soccer World Cups best achievement; year	-	
Final matches	-	
Overall record FIFA Beach Soccer World Cups		
All-time ranking	-	
Number of matches played	-	
Wins – wins AET/ PSO – losses	-	
Goals for – goals against	-	
Biggest margin win	-	
Players with most caps	-	
Player with most goals	-	

Previous FIFA Beach Soccer World Cup head-to-heads by group (BAH vs ECU, SEN, SUI)

No previous matches

Switzerland (SUI)		A2
Confederation	UEFA	
Number of previous FIFA Beach Soccer World Cups best achievement; year	3 (2009, 2011, 2015) Runners-up in 2009	
Final matches	1 (2009)	
Overall record FIFA Beach Soccer World Cups		
All-time ranking	12 of 34	
Number of matches played	13	
Wins – wins AET/ PSO – losses	7 – 0 – 6	
Goals for – goals against	63 – 60	
Biggest margin win	7-2 vs Nigeria in 2009	
Players with most caps	13 LEU Stephan (26.03.1982) 6-2009, 3-2011, 4-2015	
	13 SPACCAROTELLA Sandro (05.08.1982) 6-2009, 3-2011, 4-2015	
	13 STANKOVIC Dejan (25.08.1985) 6-2009, 3-2011, 4-2015	
Player with most goals	23 STANKOVIC Dejan (25.08.1985) 16-2009, 4-2011, 3-2015	

Previous FIFA Beach Soccer World Cup head-to-heads by group (SUI vs BAH, ECU, SEN)

Switzerland vs. Bahamas: no previous matches

Switzerland vs. Ecuador: no previous matches

Switzerland vs. Senegal: 1 match

Date	Venue, City	Team A	Team B	Result	Competition	Stage
2011-09-01	Stadio del Mare, RAVENNA (ITA)	Switzerland	Senegal	8-8 AET 0-1 PSO (1-4, 3-4, 4-0, 0-0)	FBSWC 2011	First Stage

	Matches Played	Wins	Draws	Losses	Goals For	Goals Against
Senegal	1	0	1	0	8	8
Switzerland	1	0	1	0	8	8

Ecuador (ECU)		A3
Confederation	CONMEBOL	
Number of previous FIFA Beach Soccer World Cups best achievement; year	-	
Final matches	-	
Overall record FIFA Beach Soccer World Cups		
All-time ranking	-	
Number of matches played	-	
Wins – wins AET/ PSO – losses	-	
Goals for – goals against	-	
Biggest margin win	-	
Players with most caps	-	
Player with most goals	-	

Previous FIFA Beach Soccer World Cup head-to-heads by group (ECU vs BAH, SEN, SUI)

No previous matches

Senegal (SEN)		A4
Confederation	CAF	
Number of previous FIFA Beach Soccer World Cups best achievement; year	5 (2007, 2008, 2011, 2013, 2015) Quarter-finalists in 2007, 2011	
Final matches	0	
Overall record FIFA Beach Soccer World Cups		
All-time ranking	11 of 34	
Number of matches played	17	
Wins – wins AET/ PSO – losses	6 – 3 – 8	
Goals for – goals against	78 – 77	
Biggest margin win	4-1 vs Iran in 2008	
	5-2 vs Uruguay in 2007	
	4-1 vs Japan in 2007	
Players with most caps	17 NDIAYE Al Seyni (31.12.1989) 4-2007, 3-2008, 4-2011, 3-2013, 3-2015	
Player with most goals	23 KOUKPAKI Pape (02.04.1979) 7-2007, 8-2008, 6-2011, 2-2013	

Previous FIFA Beach Soccer World Cup head-to-heads by group (SEN vs BAH, ECU, SUI)

Senegal vs. Bahamas: no previous matches

Senegal vs. Ecuador: no previous matches

Senegal vs. Switzerland: 1 match

Date	Venue, City	Team A	Team B	Result	Competition	Stage
2011-09-01	Stadio del Mare, RAVENNA (ITA)	Switzerland	Senegal	8-8 AET 0-1 PSO (1-4, 3-4, 4-0, 0-0)	FBSWC 2011	First Stage

	Matches Played	Wins	Draws	Losses	Goals For	Goals Against
Senegal	1	0	1	0	8	8
Switzerland	1	0	1	0	8	8

GROUP B

B1	Nigeria (NGA)
B2	Italy (ITA)
B3	Iran (IRN)
B4	Mexico (MEX)

Nigeria (NGA)

B1

Confederation	CAF
Number of previous FIFA Beach Soccer World Cups best achievement; year	4 (2006, 2007, 2009, 2011) Quarter-finalists in 2007, 2011
Final matches	0
Overall record FIFA Beach Soccer World Cups	
<i>All-time ranking</i>	13 of 34
<i>Number of matches played</i>	14
<i>Wins – wins AET/ PSO – losses</i>	5 – 2 – 7
<i>Goals for – goals against</i>	65 – 71
<i>Biggest margin win</i>	9-3 vs Bahrain in 2009
<i>Players with most caps</i>	14 IBENEGBU Bartholomew (22.02.1986) 3-2006, 4-2007, 3-2009, 4-2011 14 ISA Abdullahi (10.08.1985) 3-2006, 4-2007, 3-2009, 4-2011 14 OKEMMIRI Ogbonnaya (13.06.1986) 3-2006, 4-2007, 3-2009, 4-2011 14 OLAWALE Isiaka (11.11.1983) 2006, 2007, 2009, 2011
<i>Player with most goals</i>	12 OLAWALE Isiaka (11.11.1983) 3-2006, 4-2007, 3-2009, 4-2011

Previous FIFA Beach Soccer World Cup head-to-heads by group (NGA vs ITA, IRN, MEX)

Nigeria vs. Italy: 1 match

Date	Venue, City	Team A	Team B	Result	Competition	Stage
2006-11-04	Copacabana Beach Soccer Arena, RIO DE JANEIRO (BRA)	Nigeria	Italy	4-3 (0-1, 1-2, 3-0)	FBSWC 2006	First Stage

	Matches Played	Wins	Draws	Losses	Goals For	Goals Against
Italy	1	0	0	1	3	4
Nigeria	1	1	0	0	4	3

Nigeria vs. Iran: no previous matches

Nigeria vs. Mexico: no previous matches

Italy (ITA)		B2
Confederation	UEFA	
Number of previous FIFA Beach Soccer World Cups best achievement; year	6 (2006, 2007, 2008, 2009, 2011, 2015) Runners-up in 2008	
Final matches	1 (2008)	
Overall record FIFA Beach Soccer World Cups		
All-time ranking	7 of 34	
Number of matches played	26	
Wins – wins AET/ PSO – losses	10 – 4 – 12	
Goals for – goals against	102 – 94	
Biggest margin win	6-1 vs Costa Rica in 2015	
Players with most caps	26 PALMACCI Paolo (17.05.1984) 3-2006, 3-2007, 6-2008, 4-2009, 4-2011, 6-2015	
Player with most goals	23 PALMACCI Paolo (17.05.1984) 1-2006, 3-2007, 5-2008, 3-2009, 7-2011, 4-2015	

Previous FIFA Beach Soccer World Cup head-to-heads by group (ITA vs IRN, MEX, NGA)

Italy vs. Iran: 1 match

Date	Venue, City	Team A	Team B	Result	Competition	Stage
2011-09-01	Stadio del Mare, RAVENNA (ITA)	Italy	Iran	6-6 AET 5-4 PSO (1-1, 2-3, 3-2, 0-0)	FBSWC 2011	First Stage

	Matches Played	Wins	Draws	Losses	Goals For	Goals Against
Iran	1	0	1	0	6	6
Italy	1	0	1	0	6	6

Italy vs. Mexico: no previous matches

Italy vs. Nigeria: 1 match

Date	Venue, City	Team A	Team B	Result	Competition	Stage
2006-11-04	Copacabana Beach Soccer Arena, RIO DE JANEIRO (BRA)	Nigeria	Italy	4-3 (0-1, 1-2, 3-0)	FBSWC 2006	First Stage

	Matches Played	Wins	Draws	Losses	Goals For	Goals Against
Italy	1	0	0	1	3	4
Nigeria	1	1	0	0	4	3

Iran (IRN)		B3
Confederation	AFC	
Number of previous FIFA Beach Soccer World Cups best achievement; year	6 (2006, 2007, 2008, 2011, 2013, 2015) Quarter-finalists in 2013, 2015	
Final matches	0	
Overall record FIFA Beach Soccer World Cups		
All-time ranking	17 of 34	
Number of matches played	20	
Wins – wins AET/ PSO – losses	4 – 0 – 16	
Goals for - goals against	74 – 97	
Biggest margin win	5-3 vs Senegal in 2013	
Players with most caps	17 AHMADZADEH Mohammad (25.11.1986) 3-2006, 3-2007, 3-2011, 4-2013, 4-2015 17 BOULOKBASHI Farid (08.06.1983) 3-2007, 3-2008, 3-2011, 4-2013,4-2015 17 MESIGAR Moslem (17.09.1984) 3-2007, 3-2008, 3-011, 4-2013, 4-2015	
Player with most goals	17 AHMADZADEH Mohammad (25.11.1986) 4-2006, 3-2007, 1-2011, 5-2013, 4-2015	

Previous FIFA Beach Soccer World Cup head-to-heads by group (IRN vs ITA, MEX, NGA)

Iran vs. Italy: 1 match

Date	Venue, City	Team A	Team B	Result	Competition	Stage
2011-09-01	Stadio del Mare, RAVENNA (ITA)	Italy	Iran	6-6 AET 5-4 PSO (1-1, 2-3, 3-2, 0-0)	FBSWC 2011	First Stage

	Matches Played	Wins	Draws	Losses	Goals For	Goals Against
Iran	1	0	1	0	6	6
Italy	1	0	1	0	6	6

Iran vs. Mexico: 1 match

Date	Venue, City	Team A	Team B	Result	Competition	Stage
2015-07-14	Espinho Stadium, ESPINHO (POR)	Mexico	Iran	2-3 (0-1, 2-2, 0-0)	FBSWC 2015	First Stage

	Matches Played	Wins	Draws	Losses	Goals For	Goals Against
Iran	1	1	0	0	3	2
Mexico	1	0	0	1	2	3

Iran vs. Nigeria: no previous matches

Mexico (MEX)		B4
Confederation	CONCACAF	
Number of previous FIFA Beach Soccer World Cups best achievement; year	4 (2007, 2008, 2011, 2015) Runners-up in 2007	
Final matches	1 (2007)	
Overall record FIFA Beach Soccer World Cups		
All-time ranking	14 of 34	
Number of matches played	16	
Wins – wins AET/ PSO – losses	5 – 2 – 9	
Goals for - goals against	43 – 61	
Biggest margin win	5-2 vs Uruguay in 2007 6-3 vs Solomon Islands in 2007	
Players with most caps	16 ESTRADA Miguel (11.07.1983) 6-2007, 3-2008, 4-2011, 3-2015	
Player with most goals	12 PLATA Morgan (11.12.1981) 9-2007, 3-2011	

Previous FIFA Beach Soccer World Cup head-to-heads by group (MEX vs ITA, IRN, NGA)

Mexico vs. Italy: no previous matches

Mexico vs. Iran: 1 match

Date	Venue, City	Team A	Team B	Result	Competition	Stage
2015-07-14	Espinho Stadium, ESPINHO (POR)	Mexico	Iran	2-3 (0-1, 2-2, 0-0)	FBSWC 2015	First Stage

	Matches Played	Wins	Draws	Losses	Goals For	Goals Against
Iran	1	1	0	0	3	2
Mexico	1	0	0	1	2	3

Mexico vs. Nigeria: no previous matches

GROUP C

C1	United Arab Emirates (UAE)
C2	Paraguay (PAR)
C3	Portugal (POR)
C4	Panama (PAN)

United Arab Emirates (UAE)

C1

Confederation	AFC
Number of previous FIFA Beach Soccer World Cups best achievement; year	4 (2007, 2008, 2009, 2013) Group stage in 2007, 2008, 2009, 2013
Final matches	0
Overall record FIFA Beach Soccer World Cups	
<i>All-time ranking</i>	23 of 34
<i>Number of matches played</i>	12
<i>Wins – wins AET/ PSO – losses</i>	2 – 0 – 10
<i>Goals for – goals against</i>	45 – 56
<i>Biggest margin win</i>	7-1 vs Solomon Islands in 2009 10-4 vs Cameroon in 2008
<i>Players with most caps</i>	12 ALBALOOSHI Karim (25.04.1980) 3-2007, 3-2008, 3-2009, 3-2013 12 SADEQI Qambar Mohammad (22.11.1975) 3-2007, 3-2008, 3-2009, 3-2013
<i>Player with most goals</i>	8 ALABADLA Bakhit (15.10.1970) 3-2007, 3-2008, 2-2009

Previous FIFA Beach Soccer World Cup head-to-heads by group (UAE vs PAN, PAR, POR)

United Arab Emirates vs. Panama: no previous matches

United Arab Emirates vs. Paraguay: no previous matches

United Arab Emirates vs. Portugal: 1 match

Date	Venue, City	Team A	Team B	Result	Competition	Stage
2009-11-16	Main Pitch, DUBAI (UAE)	United Arab Emirates	Portugal	5-7 (3-0, 0-2, 2-5)	FBSWC 2009	First Stage

	Matches Played	Wins	Draws	Losses	Goals For	Goals Against
Portugal	1	1	0	0	7	5
United Arab Emirates	1	0	0	1	5	7

Paraguay (PAR)		C2
Confederation	CONMEBOL	
Number of previous FIFA Beach Soccer World Cups best achievement; year	2 (2013, 2015) Group stage in 2013, 2015	
Final matches	0	
Overall record FIFA Beach Soccer World Cups		
All-time ranking	21 of 34	
Number of matches played	6	
Wins – wins AET/ PSO – losses	2 –0 – 4	
Goals for – goals against	28 – 29	
Biggest margin win	10-6 vs Côte d'Ivoire in 2013	
Players with most caps	6 AMARILLA Sebastian (06.10.1989) 3-2013, 3-2015	
	6 BARRETO Edgar (28.09.1988) 3-2013, 3-2015	
	6 BENITEZ Gustavo (13.06.1981) 3-2013, 3-2015	
	6 LOPEZ Juan (07.12.1987) 3-2013, 3-2015	
	6 MORAN Pedro (09.06.1990) 3-2013, 3-2015	
Player with most goals	13 MORAN Pedro (09.06.1990) 5-2013, 8-2015	

Previous FIFA Beach Soccer World Cup head-to-heads by group (PAR vs PAN, POR, UAE)

No previous matches

Portugal (POR)		C3
Confederation	UEFA	
Number of previous FIFA Beach Soccer World Cups best achievement; year	7 (2005, 2006, 2007, 2008, 2009, 2011, 2015) Champions in 2015	
Final matches	2 (2005, 2015)	
Overall record FIFA Beach Soccer World Cups		
All-time ranking	2 of 34	
Number of matches played	39	
Wins – wins AET/ PSO – losses	24 – 5 – 10	
Goals for – goals against	225 – 140	
Biggest margin win	14-2 vs Solomon Islands in 2006	
Players with most caps	39 ALAN (21.06.1975) 5-2005, 6-2006, 4-2007, 6-2008, 6-2009, 6-2011, 6-2015 39 MADJER (22.01.1977) 5-2005, 6-2006, 4-2007, 6-2008, 6-2009, 6-2011, 6-2015	
Player with most goals	87 MADJER (22.01.1977) 12-2005, 21-2006, 8-2007, 13-2008, 13-2009, 12-2011, 8-2015	

Previous FIFA Beach Soccer World Cup head-to-heads by group (POR vs PAN, PAR, UAE)

Portugal vs. Panama: no previous matches

Portugal vs. Paraguay: no previous matches

Portugal vs. United Arab Emirates: 1 match

Date	Venue, City	Team A	Team B	Result	Competition	Stage
2009-11-16	Main Pitch, DUBAI (UAE)	United Arab Emirates	Portugal	5-7 (3-0, 0-2, 2-5)	FBSWC 2009	First Stage

	Matches Played	Wins	Draws	Losses	Goals For	Goals Against
Portugal	1	1	0	0	7	5
United Arab Emirates	1	0	0	1	5	7

Panama (PAN)		C4
Confederation	CONCACAF	
Number of previous FIFA Beach Soccer World Cups best achievement; year	-	
Final matches	-	
Overall record FIFA Beach Soccer World Cups		
<i>All-time ranking</i>	-	
<i>Number of matches played</i>	-	
<i>Wins – wins AET/ PSO – losses</i>	-	
<i>Goals for – goals against</i>	-	
<i>Biggest margin win</i>	-	
<i>Players with most caps</i>	-	
<i>Player with most goals</i>	-	

Previous FIFA Beach Soccer World Cup head-to-heads by group (PAN vs PAR, POR, UAE)

No previous matches

GROUP D

D1	Brazil (BRA)
D2	Tahiti (TAH)
D3	Japan (JPN)
D4	Poland (POL)

Brazil (BRA)		D1
Confederation	CONMEBOL	
Number of previous FIFA Beach Soccer World Cups best achievement; year	8 (2005, 2006, 2007, 2008, 2009, 2011, 2013, 2015) Champions in 2006, 2007, 2008, 2009	
Final matches	5 (2006, 2007, 2008, 2009, 2011)	
Overall record FIFA Beach Soccer World Cups		
All-time ranking	1 of 34	
Number of matches played	45	
Wins – wins AET/ PSO – losses	37 – 4 – 4	
Goals for – goals against	292 – 140	
Biggest margin win	12-1 vs Canada in 2006	
Players with most caps	40 MAO (06.12.1978) 6-2006, 6-2007, 6-2008, 6-2009, 6-2011, 6-2013, 4-2015	
Player with most goals	39 BRUNO (29.03.1980) 2-2005, 10-2006, 8-2007, 6-2008, 8-2009, 2-2011, 3-2013	

Previous FIFA Beach Soccer World Cup head-to-heads by group (BRA vs JPN, POL, TAH)

Brazil vs. Japan: 5 matches

Date	Venue, City	Team A	Team B	Result	Competition	Stage
2005-05-15	Copacabana Beach Soccer Arena, RIO DE JANEIRO (BRA)	Japan	Brazil	2-11 (1-3, 1-4, 0-4)	FBSWC 2005	Match for 3 rd place
2006-11-05	Copacabana Beach Soccer Arena, RIO DE JANEIRO (BRA)	Brazil	Japan	10-2 (5-1, 3-0, 2-1)	FBSWC 2006	First Stage
2008-07-20	Stade du Prado, MARSEILLES (FRA)	Japan	Brazil	1-8 (0-1, 1-5, 0-2)	FBSWC 2008	First Stage
2011-09-06	Stadio del Mare, RAVENNA (ITA)	Brazil	Japan	3-2 (1-1, 0-1, 2-0)	FBSWC 2011	First Stage
2013-09-25	To'ata Stadium, PAPEETE (TAH)	Brazil	Japan	4-3 (2-1, 0-1, 2-1)	FBSWC 2013	Quarter-final

	Matches Played	Wins	Draws	Losses	Goals For	Goals Against
Brazil	5	5	0	0	36	10
Japan	5	0	0	5	10	36

Brazil vs. Poland: 1 Match

Date	Venue, City	Team A	Team B	Result	Competition	Stage
2006-11-03	Copacabana Beach Soccer Arena, RIO DE JANEIRO (BRA)	Brazil	Poland	9-2 (4-0, 2-1, 3-1)	FBSWC 2006	First Stage

	Matches Played	Wins	Draws	Losses	Goals For	Goals Against
Brazil	1	1	0	0	9	2
Poland	1	0	0	1	2	9

Brazil vs. Tahiti: 1 Match

Date	Venue, City	Team A	Team B	Result	Competition	Stage
2013-09-28	To'ata Stadium, PAPEETE (TAH)	Brazil	Tahiti	7-7 AET 1-0 PSO (3-2, 3-2, 0-2, 1-1)	FBSWC 2013	Play-off for 3 rd place

	Matches Played	Wins	Draws	Losses	Goals For	Goals Against
Brazil	1	0	1	0	7	7
Tahiti	1	0	1	0	7	7

Tahiti (TAH)		D2
Confederation	OFC	
Number of previous FIFA Beach Soccer World Cups best achievement; year	3 (2011, 2013, 2015) Runners-up in 2015	
Final matches	1 (2015)	
Overall record FIFA Beach Soccer World Cups		
<i>All-time ranking</i>	10 of 34	
<i>Number of matches played</i>	15	
<i>Wins – wins AET/ PSO – losses</i>	7 – 2 – 6	
<i>Goals for – goals against</i>	64 – 62	
<i>Biggest margin win</i>	6-1 vs Argentina in 2013	
<i>Players with most caps</i>	15 LABASTE Tearii (19.07.1991) 3-2011, 6-2013, 6-2015 15 TCHEN Angelo (08.03.1982) 3-2011, 6-2013, 6-2015	
<i>Player with most goals</i>	13 LI FUNG KUEE Raimana (10.04.1985) 6-2013, 7-2015	

Previous FIFA Beach Soccer World Cup head-to-heads by group (TAH vs BRA, JPN, POL)

Tahiti vs. Brazil: 1 Match

Date	Venue, City	Team A	Team B	Result	Competition	Stage
2013-09-28	To'ata Stadium, PAPEETE (TAH)	Brazil	Tahiti	7-7 AET 1-0 PSO (3-2, 3-2, 0-2, 1-1)	FBSWC 2013	Play-off for 3 rd place

	Matches Played	Wins	Draws	Losses	Goals For	Goals Against
Brazil	1	0	1	0	7	7
Tahiti	1	0	1	0	7	7

Tahiti vs. Japan: no previous matches

Tahiti vs. Poland: no previous matches

Japan (JPN)		D3
Confederation	AFC	
Number of previous FIFA Beach Soccer World Cups best achievement; year	8 (2005, 2006, 2007, 2008, 2009, 2011, 2013, 2015) Fourth place in 2005	
Final matches	0	
Overall record FIFA Beach Soccer World Cups		
All-time ranking	9 of 34	
Number of matches played	30	
Wins – wins AET/ PSO – losses	8 – 2 – 20	
Goals for – goals against	83 – 126	
Biggest margin win	7-2 vs El Salvador in 2009	
Players with most caps	24 MAKINO Shinji (29.05.1976) 3-2005, 4-2006, 3-2008, 4-2009, 3-2011, 3-2013, 4-2015	
Player with most goals	10 KAWAHARAZUKA Takeshi (01.02.1975) 4-2005, 5-2006, 1-2009	

Previous FIFA Beach Soccer World Cup head-to-heads by group (JPN vs BRA, POL, TAH)

Japan vs. Brazil: 5 matches

Date	Venue, City	Team A	Team B	Result	Competition	Stage
2005-05-15	Copacabana Beach Soccer Arena, RIO DE JANEIRO (BRA)	Japan	Brazil	2-11 (1-3, 1-4, 0-4)	FBSWC 2005	Match for 3 rd place
2006-11-05	Copacabana Beach Soccer Arena, RIO DE JANEIRO (BRA)	Brazil	Japan	10-2 (5-1, 3-0, 2-1)	FBSWC 2006	First Stage
2008-07-20	Stade du Prado, MARSEILLES (FRA)	Japan	Brazil	1-8 (0-1, 1-5, 0-2)	FBSWC 2008	First Stage
2011-09-06	Stadio del Mare, RAVENNA (ITA)	Brazil	Japan	3-2 (1-1, 0-1, 2-0)	FBSWC 2011	First Stage
2013-09-25	To'ata Stadium, PAPEETE (TAH)	Brazil	Japan	4-3 (2-1, 0-1, 2-1)	FBSWC 2013	Quarter-final

	Matches Played	Wins	Draws	Losses	Goals For	Goals Against
Brazil	5	5	0	0	36	10
Japan	5	0	0	5	10	36

Japan vs. Poland: 1 Match

Date	Venue, City	Team A	Team B	Result	Competition	Stage
2006-11-07	Copacabana Beach Soccer Arena, RIO DE JANEIRO (BRA)	Poland	Japan	8-5 (1-1, 5-2, 2-2)	FBSWC 2006	First Stage

	Matches Played	Wins	Draws	Losses	Goals For	Goals Against
Japan	1	0	0	1	5	8
Poland	1	1	0	0	8	5

Japan vs. Tahiti: no previous matches

Poland (POL)		D4
Confederation	UEFA	
Number of previous FIFA Beach Soccer World Cups best achievement; year	1 (2006) Group stage in 2006	
Final matches	0	
Overall record FIFA Beach Soccer World Cups		
<i>All-time ranking</i>	24 of 34	
<i>Number of matches played</i>	3	
<i>Wins – wins AET/ PSO – losses</i>	1 – 0 – 2	
<i>Goals for – goals against</i>	12 – 18	
<i>Biggest margin win</i>	8-5	vs Japan in 2006
<i>Players with most caps</i>	3-2006	BARTCZAK Kamil (14.05.1981)
	3-2006	DEPTA Dominik (24.09.1986)
	3-2006	FRISZKEMUT Pawel (10.01.1987)
	3-2006	GORECKI Marek (16.12.1979)
	3-2006	KUBIACZYK Piotr (08.12.1974)
	3-2006	KUCHCIAK Krzysztof (12.08.1970)
	3-2006	POLAKOWSKI Wojciech (15.04.1974)
	3-2006	SAGANOWSKI Boguslaw (06.03.1977)
	3-2006	WISNIEWSKI Krzysztof (28.07.1982)
	3-2006	WYDMUSZEK Tomasz (11.02.1976)
	3-2006	ZIOBER Witold (11.07.1987)
<i>Player with most goals</i>	7 7-2006	SAGANOWSKI Boguslaw (06.03.1977)

Previous FIFA Beach Soccer World Cup head-to-heads by group (POL vs BRA, JPN, TAH)

Poland vs. Brazil: 1 Match

Date	Venue, City	Team A	Team B	Result	Competition	Stage
2006-11-03	Copacabana Beach Soccer Arena, RIO DE JANEIRO (BRA)	Brazil	Poland	9-2 (4-0, 2-1, 3-1)	FBSWC 2006	First Stage

	Matches Played	Wins	Draws	Losses	Goals For	Goals Against
Brazil	1	1	0	0	9	2
Poland	1	0	0	1	2	9

Poland vs. Japan: 1 Match

Date	Venue, City	Team A	Team B	Result	Competition	Stage
2006-11-07	Copacabana Beach Soccer Arena, RIO DE JANEIRO (BRA)	Poland	Japan	8-5 (1-1, 5-2, 2-2)	FBSWC 2006	First Stage

	Matches Played	Wins	Draws	Losses	Goals For	Goals Against
Japan	1	0	0	1	5	8
Poland	1	1	0	0	8	5

Poland vs. Tahiti: no previous matches

FIFA Beach Soccer World Cup 2017 Winner's Trophy



Designer	Thomas Fattorini Ltd, Birmingham, UK Rebecca Cusack, Dawn Forbes
Manufacturer	Thomas Fattorini Ltd, Birmingham, UK
Description	<p>The main inspiration for this trophy was to include the four elements, ie. fire, water, air and earth, as the sport of Beach Soccer touches all of them in a vibrant and exuberant way.</p> <p>The fire is symbolised by the sun, water by the representation of one of the supports in the shape of a wave, air by the aerial football acrobatics and the earth by the sand/base.</p>
Year of design and manufacture	2005
Material	Copper based brass alloy, zinc, gold plated
Weight	5.0 kg
Height	48 cm
Base diameter	18 cm
Widest point	18 cm

10 Things you need to know about Beach Soccer

1	The pitch: Consisting, unsurprisingly, of sand, levelled and free of any obstacles that could present an injury risk for the players, a beach soccer playing area must have a minimum depth of 40 cm. Between 35 and 37 meters in length, pitches are between 26 and 28 meters wide. The goals are 2.20 meters high by 5.50 meters wide. The halfway line is demarcated by two posts with red flags. Nine meters out from the goal lines, an imaginary line, marked this time by posts with yellow flags, indicates the penalty area and therefore the spot from where penalties will be taken (at the central point on this line). Finally, there is a substitution zone alongside the touchline.
2	The ball: Although of a circumference identical to a normal football (between 68 and 70 cm), a beach soccer ball is considerably lighter. Weighing from 400 to 440 grams, it is inflated just before game time to a pressure of between 0.4 and 0.6 bars.
3	The players: In beach soccer there are five players on the pitch for each team, one of whom is a goalkeeper. An unlimited number of substitutions (including the goalkeepers) can be made at any moment during the match. Beach soccer players are not allowed to play in shoes. They must play barefoot.
4	The goalkeeper: They can pick up the ball with their hands within the penalty area and are permitted to wear gloves.
5	The officials: Each match has two referees, both of whom have equal authority to apply the Laws of the Game. In addition, a third referee and a timekeeper are stationed at the timekeeper's table, which is on the halfway line on the same side as the substitution zone.
6	Playing time: Matches are played over three equal periods of 12 minutes of effective playing. The time is stopped when a goal is scored, when the referee blows the whistle for a penalty or direct free kick, when a player is injured, or when a team is trying to stall (in the view of the officials). There is a 3-minute interval between each period. In the event of a draw, a three-minute extra time period will be played, followed by a penalty shoot-out if the score remains even.
7	Touch: Players must put the ball back into play within five seconds either by throwing or kicking it to a team-mate. Goalkeepers can only restart play with a throw-in.
8	Very direct: There are no indirect free kicks in beach soccer. All free kicks are direct and taken from the spot where the foul has been committed, or from the halfway line (for certain offences such as stalling for more than five seconds in the penalty area, a second pass to the goalkeeper, or play being restarted by a kick from the goalkeeper). A penalty is awarded if the foul is committed inside the penalty area.
9	No walls: Defensive walls are not permitted at free kicks. The player who has been fouled must take the free kick (except he is seriously injured, in which case his substitute will take it). If the foul has been committed on the infringed player's half of the pitch, all players other than the kicker must remain at least five meters from the ball, but not directly between the ball and the goal. If the foul has been committed in the opposition's half of the field, all players must remain behind the ball.
10	Colour scheme: For certain serious fouls, a player may be shown a yellow card. For very serious offences or after a second caution, a player will be punished with a red card and must return to the changing rooms immediately. After two minutes with a 1-player disadvantage, the infringing player's team may bring on a new player.

For further information on Beach soccer please refer to our website:

[FIFA Beach Soccer documents](#)

[Beach Soccer Laws of the Game](#)

[Regulations FIFA Beach Soccer World Cup Bahamas 2017](#)

History

Over the past decade, beach soccer has journeyed from the beaches of Brazil to the hearts of millions of fans all over the globe. The participation of internationally renowned players such as the Brazilian Júnior Negão, Portugal's Alan and Madjer and the Spanish star Amarelle has helped to expand television coverage to large audiences in over 170 countries worldwide, making beach soccer one of the fastest-growing professional sports in the world and converting it into a major source of international commercial opportunity.

Beach soccer had been played recreationally all over the world for many years and in many different formats, but it was not until 1992 that the Laws of the Game were envisaged and a pilot event staged in Los Angeles. The following summer, the first professional beach soccer competition was organised at Miami Beach, with teams from the USA, Brazil, Argentina and Italy taking part in what would turn out to be a historic event.

In April 1994, the first event to be covered by network television was held on the Copacabana Beach in Rio de Janeiro and the city hosted the inaugural Beach Soccer World Championship a year later. The competition was won by the host nation, making Brazil the first-ever world champions of beach soccer. The success of the tournament saw international interest begin to match developments on the pitch and growing demand for the sport around the world gave rise to the Pro Beach Soccer Tour in 1996.

The first Pro Beach Soccer Tour included a total of 60 games in two years across South America, Europe, Asia and the USA, attracting major names both on and off the pitch. Interest generated by the tour in Europe led to the creation of the European Pro Beach Soccer League (EPBSL) in 1998, providing a solid infrastructure that would increase the professionalism of the spectacle at all levels. The EPBSL, now known as the Euro BS League, united promoters from across the continent and satisfied the demands of the media, sponsors and fans. Only four years on from its creation, the successful first step in the building of a legitimate worldwide competition structure for the sport of pro beach soccer had been taken.

The next four years would see this growth consolidated by further progress both on and off the pitch, with the Euro BS League emerging as the strongest pro beach soccer competition in the world. By 2004, some 17 nations had entered teams, and by 2005 this had risen to 20, leading to more than 70 countries looking to stage events.

In **2005**, beach soccer became a part of the FIFA family, and the first-ever FIFA Beach Soccer World Cup was staged on Copacabana Beach in Rio de Janeiro. To everyone's surprise, France defeated Portugal in the final, while hot favourites Brazil fell in the semis.

However, the following year, at the first tournament to feature 16 nations, the *Auriverde* avenged the previous year's loss. In the final of the **2006** competition, they were never in any real trouble against Uruguay as they proceeded to claim their first FIFA Beach Soccer World Cup. Eric Cantona's *Bleus*, meanwhile, triumphed in the third-place play-off, again at the expense of Portugal.

Brazil were the big winners at the FIFA Beach Soccer World Cup Rio **2007**. The hosts and title holders swept all before them, not only winning the tournament at a canter but also coming away with all of the other trophies on offer.

Marseille is a long, trans-Atlantic journey away from the Copacabana beach on which Brazil won the FIFA Beach Soccer World Cup in 2006 and 2007, but the formidable *Seleção* undid Italy to emerge atop of the podium once again on Prado beach in **2008**. Bronze went to Portugal, who edged an enticing duel with Spain to return home with their heads held high.

There was no team in the world that could play beach soccer quite like Brazil. The South Americans proved that point once again at Dubai **2009**, dominating the week-long tournament from start to finish to lift their fourth consecutive FIFA Beach Soccer World Cup trophy. Not even tournament revelations Switzerland could contain them in the final. By the time the third period got under way, the Europeans were trailing 8-1, though that should not detract from a magnificent week's work by a vibrant Swiss side making their first appearance in the tournament.

As the final in Ravenna **2011** showed, times were changing in the world of beach soccer. Six years and 30 games after their last defeat in the competition, four-time world champions Brazil were swept aside 12-8 in the tournament's showpiece, comprehensively beaten not by a long-established force in the game, such as their 2005 conquerors Portugal, but by new pretenders Russia.

In **2013** Russia successfully defended their crown in the idyllic surroundings of Tahiti and became world champions for the second time.

The FIFA Beach Soccer World Cup Portugal **2015** ended in the happiest of ways for the thousands of home fans who packed into the Estadio da Praia da Baia over the course of the ten-day tournament. They had come to cheer on Portugal and were rewarded with the hosts winning their first senior FIFA world title.



Players of Portugal lift the trophy after winning the FIFA Beach Soccer World Cup Portugal 2015 Final against Tahiti
(Photo by Alex Grimm - FIFA/FIFA via Getty Images)

Stadiums

Year/host country	City - Stadium
2017 Bahamas	Nassau Nassau Stadium
2015 Portugal	Espinho Espinho Stadium
2013 Tahiti	Papeete To'ata Stadium
2011 Italy	Ravenna Stadio del Mare
2009 United Arab Emirates	Dubai Main Pitch Pitch 2
2008 France	Marseille Stade du Prado
2007 Brazil	Rio de Janeiro Copacabana Beach Soccer Arena
2006 Brazil	Rio de Janeiro Copacabana Beach Soccer Arena
2005 Brazil	Rio de Janeiro Copacabana Beach Soccer Arena



All-time Ranking

Rank	Team	MP	W	W+	L	GF	GA	Pts.	Avg. Pts.	Part.	Brazil 2005	Brazil 2006	Brazil 2007	France 2008	UAE 2009	Italy 2011	Tahiti 2013	Portugal 2015
1	Brazil	45	37	4	4	292	140	123	2.73	8	3	1	1	1	1	2	3	5
2	Portugal	39	24	5	10	225	140	87	2.23	7	2	4	8	3	3	3		1
3	Russia	29	19	2	8	141	87	63	2.17	6			9	6	7	1	1	3
4	France	21	12	3	6	97	67	45	2.14	4	1	3	4	8				
5	Spain	29	14	1	14	110	95	45	1.55	7	7	10	7	4	6		2	10
6	Uruguay	25	9	5	11	98	97	42	1.68	5	5	2	3	7	4			
7	Italy	26	10	4	12	102	94	42	1.62	6		15	10	2	8	5		4
8	Argentina	27	13	1	13	85	89	42	1.56	8	8	5	12	5	9	11	5	13
9	Japan	30	8	2	20	83	126	30	1	8	4	8	15	15	5	14	7	7
10	Tahiti	15	7	2	6	64	62	27	1.8	3						12	4	2
11	Senegal	17	6	3	8	78	77	27	1.59	5			5	9		7	13	11
12	Switzerland	13	7	0	6	63	60	21	1.62	3					2	10		8
13	Nigeria	14	5	2	7	65	71	21	1.5	4		9	6		12	6		
14	Mexico	16	5	2	9	43	61	21	1.31	4			2	11		8		15
15	El Salvador	16	4	1	11	52	84	15	0.94	4				14	14	4	6	
16	Solomon Islands	15	4	0	11	55	105	12	0.8	5		12	16	12	13		11	
17	Iran	20	4	0	16	74	97	12	0.6	6		16	11	13		13	8	6
18	Ukraine	9	3	0	6	32	28	9	1	3	6					9	12	
19	USA	11	3	0	8	48	66	9	0.82	4	10	13	13				10	
20	Canada	4	1	1	2	12	26	6	1.5	1		7						
21	Paraguay	6	2	0	4	28	29	6	1	2							9	12
22	Bahrain	7	1	1	5	21	38	6	0.86	2		6			16			
23	UAE	12	2	0	10	45	56	6	0.5	4			14	10	10		15	
24	Poland	3	1	0	2	12	18	3	1	1		11						
25	Netherlands	3	0	1	2	6	12	3	1	1							14	
26	Oman	6	1	0	5	18	26	3	0.5	2						15		9
27	Cote d'Ivoire	6	1	0	5	26	37	3	0.5	2					11		16	
28	Cameroon	6	0	1	5	12	35	3	0.5	2		14		16				
29	Australia	2	0	0	2	2	8	0	0	1	9							
30	Thailand	2	0	0	2	3	13	0	0	1	11							
31	South Africa	2	0	0	2	4	15	0	0	1	12							
32	Madagascar	3	0	0	3	7	12	0	0	1								14
33	Venezuela	3	0	0	3	8	17	0	0	1						16		
34	Costa Rica	6	0	0	6	8	31	0	0	2					15			16

MP	Matches played
W	Wins
W+	Wins after extra-time
L	Losses
GF	Goals for
GA	Goals against
Pts.	Points
Avg. Pts.	Average points per match
Part.	Number of participations in competition

Overall matches played	244
Overall goals scored	2019
Avg. goals per match	8.27

Ranking by tournament

Year	1	2	3	4	5	6	7	8	9	10	11	12	13	14	15	16
2015	POR	TAH	RUS	ITA	BRA	IRN	JPN	SUI	OMA	ESP	SEN	PAR	ARG	MAD	MEX	CRC
2013	RUS	ESP	BRA	TAH	ARG	SLV	JPN	IRN	PAR	USA	SOL	UKR	SEN	NED	UAE	CIV
2011	RUS	BRA	POR	SLV	ITA	NGA	SEN	MEX	UKR	SUI	ARG	TAH	IRN	JPN	OMA	VEN
2009	BRA	SUI	POR	URU	JPN	ESP	RUS	ITA	ARG	UAE	CIV	NGA	SOL	SLV	CRC	BHR
2008	BRA	ITA	POR	ESP	ARG	RUS	URU	FRA	SEN	UAE	MEX	SOL	IRN	SLV	JPN	CMR
2007	BRA	MEX	URU	FRA	SEN	NGA	ESP	POR	RUS	ITA	IRN	ARG	USA	UAE	JPN	SOL
2006	BRA	URU	FRA	POR	ARG	BHR	CAN	JPN	NGA	ESP	POL	SOL	USA	CMR	ITA	IRN
2005	FRA	POR	BRA	JPN	URU	UKR	ESP	ARG	AUS	USA	THA	RSA				

Winners at a glance

Year	Champions	Final	Host
2015	Portugal	Tahiti – Portugal 3-5 (0-2, 2-2, 1-1)	Espinho, Portugal
2013	Russia	Spain – Russia 1-5 (0-0, 1-3, 0-2)	Papeete, Tahiti
2011	Russia	Russia – Brazil 12-8 (3-2, 6-2, 3-4)	Ravenna, Italy
2009	Brazil	Brazil – Switzerland 10-5 (4-1, 4-0, 2-4)	Dubai, United Arab Emirates
2008	Brazil	Brazil – Italy 5-3 (1-0, 3-0, 1-3)	Marseille, France
2007	Brazil	Mexico – Brazil 2-8 (0-2, 1-4, 1-2)	Rio de Janeiro, Brazil
2006	Brazil	Uruguay – Brazil 1-4 (0-1, 1-1, 0-2)	Rio de Janeiro, Brazil
2005	France	France – Portugal 3-3 (1-0, 1-0, 1-3) 1-0 PSO	Rio de Janeiro, Brazil

Nutshell

Year	Host	Teams	Matches	Goals	Ø	Spectators	Ø
2015	Portugal	16	32	253	7.91	96,300	3,009
2013	Tahiti	16	32	243	7.59	109,750	3,430
2011	Italy	16	32	269	8.41	119,370	3,730
2009	UAE	16	32	284	8.88	97,500	3,047
2008	France	16	32	259	8.09	176,500	5,516
2007	Brazil	16	32	261	8.16	157,300	4,916
2006	Brazil	16	32	286	8.94	179,800	5,619
2005	Brazil	12	20	164	8.2	110,500	5,525
TOTAL			244	2,019	8.27	1,047,020	4,349

Awards

adidas Golden Scorer

The Golden Scorer will be awarded to the player who scores the most goals in the final competition. If two or more players score the same number of goals, the number of assists (as determined by members of the FIFA Technical Study Group) will be decisive.

If two or more players are still equal after taking into account the number of assists, the total number of matches played in the final competition will be taken into account, with the player playing fewer matches ranked first.

A Silver Scorer and a Bronze Scorer for the second and third highest goalscorers will also be awarded.

Year	Golden Scorer – goals/assists		Silver Scorer– goals/assists		Bronze Scorer– goals/assists	
2015	MORAN Pedro (PAR #6)	8/1	MADJER (POR #7)	8/1	OTT Noel (SUI #11)	8/0
2013	SHISHIN Dmitrii (RUS #6)	11/0	BRUNO XAVIER (BRA #8)	10/2	RUIZ Agustin (SLV #10)	7/1
2011	ANDRE (BRA #9)	14/0	MADJER (POR #7)	12/2	VELASQUEZ Frank (SLV #11)	9/1
2009	STANKOVIC Dejan (SUI #9)	16/3	MADJER (POR #7)	13/1	BURU (BRA #11)	8/4
2008	MADJER (POR #7)	13/2	AMARELLE (ESP #10)	11/3	BELCHIOR (POR #10)	10/1
2007	BURU (BRA #11)	10	PLATA Morgan (MEX #11)	9	BRUNO (BRA #6)	8
2006	MADJER (POR #7)	21	BENJAMIN (BRA #10)	12	BRUNO (BRA #6)	10
2005	MADJER (POR #7)	12	NENEM (BRA #7)	9	MENDY Anthony (FRA #12)	8

adidas Golden Ball

The Golden Ball will be awarded to the best player in the final competition on the basis of a ranking compiled by the FIFA Technical Study Group. A Silver Ball and a Bronze Ball will be awarded to the second and third best players.

Year	Golden Ball	Silver Ball	Bronze Ball
2015	TAIARUI Heimanu (TAH #4)	ALAN (POR #6)	MADJER (POR #7)
2013	BRUNO XAVIER (BRA #8)	MOREIRA Ozu (JPN #10)	LI FUNG KUEE Raimana (TAH #7)
2011	LEONOV Ilya (RUS #8)	ANDRE (BRA #9)	VELASQUEZ Frank (SLV #11)
2009	STANKOVIC Dejan (SUI #9)	MADJER (POR #7)	BENJAMIN (BRA #10)
2008	AMARELLE (ESP #10)	BENJAMIN (BRA #10)	BELCHIOR (POR #10)
2007	BURU (BRA #11)	MADJER (POR #7)	PLATA Morgan (MEX #11)
2006	MADJER (POR #7)	BENJAMIN (BRA #10)	BRUNO (BRA #6)
2005	MADJER (POR #7)	NENEM (BRA #7)	AMARELLE (ESP #10)

adidas Golden Glove

The Golden Glove will be awarded to the best goalkeeper in the final competition on the basis of a ranking compiled by the FIFA Technical Study Group.

Year	Goalkeeper
2015	TOROHIA Jonathan (TAH #1)
2013	DONA (ESP #1)
2011	BUKHLITSKIY Andrey (RUS #1)
2009	MAO (BRA #1)
2008	ROBERTO VALEIRO (ESP #1)



Goalkeeper Jonathan Torohia of Tahiti, winner of the adidas Golden Glove of the FIFA Beach Soccer World Cup Portugal 2015.
(Photo by Alex Grimm - FIFA/FIFA via Getty Images)

FIFA Fair Play

The FIFA Fair Play award will be presented to the team finishing first in the fair play contest according to the points system and criteria established by the FIFA Fair Play Committee.

Year	Winner
2015	Brazil
2013	Russia
2011	Nigeria
2009	Japan, Russia
2008	Russia
2007	Brazil
2006	France
2005	Japan

Comparative statistics: Goals, cards, attendances

Goals

Year/Host	Total goals	# Matches	Average
2015 Portugal	253	32	7.91
2013 Tahiti	243	32	7.59
2011 Italy	269	32	8.41
2009 UAE	284	32	8.88
2008 France	259	32	8.09
2007 Brazil	261	32	8.16
2006 Brazil	286	32	8.94
2005 Brazil	164	20	8.20

Cards

Year/Host	Total cards (y/r)	# Matches	Average
2015 Portugal	67 / 7	32	2.09 / 0.22
2013 Tahiti	85 / 10	32	2.66 / 0.31
2011 Italy	63 / 4	32	1.97 / 0.13
2009 UAE	80 / 10	32	2.5 / 0.31
2008 France	52 / 6	32	1.63 / 0.19
2007 Brazil	77 / 11	32	2.41 / 0.34
2006 Brazil	60 / 2	32	1.88 / 0.06
2005 Brazil	34 / 5	20	1.7 / 0.25

Attendances

Year/Host	Total	# Matches	Average
2015 Portugal	96,300	32	3,009
2013 Tahiti	109,750	32	3,430
2011 Italy	119,370	32	3,730
2009 UAE	97,500	32	3,047
2008 France	176,500	32	5,516
2007 Brazil	157,300	32	4,916
2006 Brazil	179,800	32	5,619
2005 Brazil	110,500	20	5,525

Milestone goals

#	Goalscorer	Match	Date	Host
1	MARTIN, URU	Uruguay – South Africa	2005-05-08	RIO DE JANEIRO, BRA
500	BASHIR Haidar, UAE	United Arab Emirates – France	2007-11-03	RIO DE JANEIRO, BRA
1,000	VELASQUEZ Frank, SLV	Côte d'Ivoire – Slovenia	2009-11-16	DUBAI, UAE
1,500	MADJER, POR	Slovenia – Portugal	2011-09-11	RAVENNA, ITA
2,000	JORDAN, POR	Portugal – Russia	2015-07-18	ESPINHO, POR
2,019	ALAN, POR	Tahiti – Portugal	2015-07-19	ESPINHO, POR

Most recurring matches

Matches	# Matches
Brazil – Portugal	6
Brazil – Japan	5
Brazil – Mexico	5
Brazil – Russia	4
Brazil – Spain	4
Portugal –Uruguay	4
Japan – Portugal	3
Mexico – Spain	3
El Salvador – Portugal	3
France – Uruguay	3
Russia – Tahiti	3
Portugal – Solomon Islands	3
Iran – Senegal	3
Iran – Spain	3



On the beach ahead of the FIFA Beach Soccer World Cup Portugal 2015 (Photo by Alex Grimm - FIFA/FIFA via Getty Images)

Competition Stats & Facts

Team statistics

Most participations

# Participations	Teams
8	Argentina, Brazil, Japan
7	Portugal, Spain
6	Iran, Italy, Russia,
5	Solomon Islands, Uruguay, Senegal
4	Mexico El Salvador, France, Nigeria, USA, UAE
3	Tahiti, Ukraine, Switzerland
2	Cameroon, Côte d'Ivoire, Paraguay, Bahrain, Oman, Costa Rica
1	Australia, Canada, Netherlands, Poland, Thailand, South Africa, Venezuela, Madagascar

Most goals per team

#Goals	Teams
292	Brazil
225	Portugal
141	Russia
110	Spain
102	Italy
98	Uruguay
97	France
85	Argentina
83	Japan

Biggest margin wins/losses

Result	Match	Date	Host
2-14	Solomon Islands – Portugal	2006-11-06	Rio de Janeiro 2006
12-1	Brazil – Canada	2006-11-09	Rio de Janeiro 2006
2-11	Japan – Brazil	2005-05-15	Rio de Janeiro 2005
11-2	Brazil – Solomon Islands	2007-11-02	Rio de Janeiro 2007
4-13	Solomon Islands – Portugal	2008-07-19	Marseille 2008
2-11	El Salvador – Portugal	2011-09-01	Ravenna 2011
10-2	Brazil – Japan	2006-11-05	Rio de Janeiro 2006

Highest scoring matches (most goals per match)

Total goals	Result	Match	Date	Host
21	14-7	Portugal – Uruguay	2009-11-22	Dubai 2009
20	12-8	Russia – Brazil	2011-09-11	Ravenna/Italy 2011
18	10-8	Brazil – Nigeria	2011-09-08	Ravenna/Italy 2011
17	10-7	Brazil – Portugal	2007-11-08	Rio de Janeiro 2007
17	4-13	Solomon Islands – Portugal	2008-07-19	Marseille 2008
16	2-14	Solomon Islands – Portugal	2006-11-06	Rio de Janeiro 2006
16	10-6	Brazil – USA	2006-11-07	Rio de Janeiro 2006
16	11-5	Brazil – Nigeria	2009-11-16	Dubai 2009
16	8-8	Switzerland – Senegal	2011-09-01	Ravenna/Italy 2011
16	10-6	Paraguay – Côte d'Ivoire	2013-09-18	Tahiti 2013

Consecutive wins

# Wins	Team	Year
30	Brazil	2005 – 2011
14	Russia	2011 – 2015
9	France	2005 – 2006

(The above statistics also include the wins after penalty-shoot-outs)

Consecutive defeats

# Defeats	Team	Year
9	Japan	2006 – 2008
7	Iran	2008 – 2013
7	El Salvador	2008 – 2011
7	Solomon Islands	2006 – 2008

Coming from behind

Match	Result FOUR goals down	Final score	Date
Côte d'Ivoire – El Salvador	1-5	7-6	2009-11-16
	Result THREE goals down		
Portugal – UAE	0-3	7-5	2009-11-16
	Result TWO goals down		
Spain – Côte d'Ivoire	1-3	9-6	2009-11-18
Japan – Uruguay	0-2	4-3	2005-05-12
France – Spain	0-2	7-4	2006-11-03
Nigeria – Italy	1-3	4-3	2006-11-04
Brazil – Portugal	1-3 and 2-4	7-4	2006-11-11
Uruguay – Italy	0-2	3-2	2006-11-03
Brazil – Mexico	2-4	6-4	2006-11-04
Senegal – Italy	3-5	6-5	2007-11-07
Mexico – Spain	0-2	5-4	2007-11-08
Mexico – Japan	0-2	4-3	2008-07-18
Brazil – Russia	0-2	6-4	2008-07-24
Paraguay – Côte d'Ivoire	1-3	10-6	2013-09-18
Iran – Spain	2-4	6-5	2015-07-10
Russia – Paraguay	0-2	7-5	2015-07-10
Tahiti – Madagascar	0-2	4-3	2015-07-10
Senegal – Portugal	2-4	6-5	2015-07-11
Brazil – Iran	1-3	4-3	2015-07-12

(above statistics do not include matches won by penalty shoot-outs)

Teams involved in 3 or more penalty shoot-outs

Number of shoot-outs	Team	Wins/losses
7	France	3 wins / 4 losses
4	Iran	0 wins / 4 losses
4	Portugal	3 wins / 1 loss
4	Senegal	2 wins / 2 losses
4	Brazil	3 wins / 1 loss
4	Italy	3 wins / 0 losses
3	Nigeria	2 wins / 1 loss
3	Russia	0 wins / 3 losses
3	Uruguay	2 wins / 1 loss
3	Argentina	1 win / 2 losses

Matches with most yellow cards

# Yellow Cards	Match (# yellow cards)	Date
12	France (5) – Argentina (7)	2005-05-10
10	Brazil (2) – Senegal (8)	2013-09-22
8	Brazil (6) – Tahiti (2)	2013-09-28
7	Russia (2) – Tahiti (5)	2013-09-27
6	Poland (3) – Japan (3)	2006-11-07
6	USA (2) – Portugal (4)	2007-11-06
6	Spain (2) – Mexico (4)	2007-11-08
6	UAE (4) – Portugal (2)	2009-11-16
6	Côte d'Ivoire (2) – El Salvador (4)	2009-11-16
6	Russia (3) – Brazil (3)	2011-09-11
6	Japan (4) – Côte d'Ivoire (2)	2013-09-22
6	Russia (2) – Paraguay (4)	2013-09-22
6	Spain (3) – Brazil (3)	2013-09-27
6	Portugal (2) – Russia (4)	2015-07-18



Yury Krashennnikov (RUS) is sent off during the FIFA Beach Soccer World Cup Portugal 2015 Semi-final match against Portugal at the Espinho Stadium in Espinho, Portugal. (Photo by Alex Grimm - FIFA/FIFA via Getty Images)

Matches with most red cards

# Red Cards	Match (# red cards)	Date
3	France (1) – Argentina (2)	2005-05-10
3	Spain (3) – Mexico (0)	2007-11-08

Player statistics

Most matches played

Matches	Player	Matches-competition year
40	MAO, BRA	6-2006, 6-2007, 6-2008, 6-2009, 6-2011, 6-2013, 4-2015
39	ALAN, POR	5-2005; 6-2006; 4-2007; 6-2008; 6-2009; 6-2011, 6-2015
39	MADJER, POR	5-2005; 6-2006; 4-2007; 6-2008; 6-2009; 6-2011, 6-2015
37	BRUNO, BRA	2-2005; 5-2006; 6-2007; 6-2008; 6-2009; 6-2011, 6; 2013
36	BELCHIOR, POR	3-2005; 6-2006; 3-2007; 6-2008; 6-2009; 6-2011, 6-2015
35	ANDRE, BRA	6- 2006, 5-2007, 6-2008, 6-2009, 6-2011, 6-2013
34	BENJAMIN, BRA	5-2005; 6-2006; 6-2007; 6-2008; 5-2009; 6-2011
33	BETINHO, BRA	3-2005; 6-2006; 6-2007; 6-2008; 6-2009; 6-2011
32	BURU, BRA	5-2005; 6-2006; 5-2007; 4-2008; 6-2009; 6-2011
30	SIDNEY, BRA	6-2006; 6-2007; 6-2008; 6-2009; 6-2011

Players with most participations

Participations	Player	Matches-competition year
7	BRUNO, BRA	2005; 2006; 2007; 2008; 2009; 2011; 2013
7	MAO, BRA	2006; 2007; 2008; 2009; 2011; 2013; 2015
7	ALAN, POR	2005; 2006; 2007; 2008; 2009; 2011; 2015
7	BELCHIOR, POR	2005; 2006; 2007; 2008; 2009; 2011; 2015
7	MADJER, POR	2005; 2006; 2007; 2008; 2009; 2011; 2015
7	NICO, ESP	2005; 2006; 2007; 2008; 2009; 2013; 2015
7	FRANCESCHINI Luciano, ARG	2006; 2007; 2008; 2009; 2011; 2013; 2015
7	MAKINO Shinji, JPN	2005; 2006; 2008; 2009; 2011; 2013; 2015
7	HILAIRE Santiago, ARG	2005; 2006; 2007; 2008; 2009; 2013; 2015
7	HILAIRE Federico ARG	2005; 2006; 2007; 2008; 2009; 2013; 2015
7	TERUKINA Shingo JPN	2006; 2007; 2008; 2009; 2011; 2013; 2015

Most goals scored

# goals	Player	Goals-competition year
87	MADJER, POR	12-2005, 21-2006, 8-2007, 13-2008, 13-2009, 12-2011, 8-2015
39	BRUNO, BRA	2-2005, 10-2006, 8-2007, 6-2008, 8-2009, 2-2011, 3-2013
38	ANDRE, BRA	2-2006, 6-2007, 5-2008, 8-2009, 14-2011, 3-2013
37	ALAN, POR	5-2005, 8-2006, 6-2007, 7-2008, 2-2009, 4-2011, 5-2015
35	BENJAMIN, BRA	6-2005, 12-2006, 2-2007, 6-2008, 5-2009, 4-2011
35	BURU, BRA	6-2005, 4-2006, 10-2007, 5-2008, 8-2009, 2-2011

Most goals scored in a single match

# goals	Player	Match	Result	Date
7	MADJER, POR	Portugal – Uruguay	14-7	2009-11-22
6	MADJER, POR	Cameroon – Portugal	3-10	2006-11-04
6	ANDRE, BRA	Russia – Brazil	12-8	2011-09-11
5	EHOUNOU Ludovic, CIV	Côte d'Ivoire – El Salvador	7-6	2009-11-16
5	MADJER, POR	Brazil – Portugal	10-7	2007-11-08
5	MADJER, POR	Solomon Islands – Portugal	4-13	2008-07-19
5	SAGANOWSKI Boguslaw, POL	Poland – Japan	8-5	2006-11-07
5	ANDRE, BRA	Brazil – Nigeria	10-8 AET	2011-09-08
5	RUIZ Agustin, SLV	Solomon Islands – El Salvador	6-7	2013-09-23

Earliest goals

Time	Individual	Date	Match
2''	BURU, BRA	2009-11-17	Bahrain – Brazil
2''	MADJER, POR	2009-11-18	Portugal – Solomon Islands
2''	PACHEV Roman, UKR	2011-09-04	Ukraine – Japan
3''	NICO, ESP	2008-07-24	Argentina – Spain
3''	SPACCAROTELLA Sandro, SUI	2009-11-17	Nigeria – Switzerland
3''	ALHAMMADI Hasan, UAE	2013-09-23	United Arab Emirates – USA
3''	MADJER, POR	2015-07-19	Tahiti – Portugal
4''	PEREZ Sebastien, FRA	2007-11-10	Brazil – France

Youngest players

Age	Player	Match	Date
15y 169d	ABU Azeez, NGA	Brazil – Nigeria	2009-11-16
15y 198d	NDLOVU Erasmus, RSA	Ukraine – South Africa	2005-05-09
16y 130d	FRANCISCO Ricardo, RSA	Uruguay – South Africa	2005-05-08
16y 134d	MADONSELA Nkosinathi, RSA	Uruguay – South Africa	2005-05-08
16y 259d	DICKS Darren, RSA	Uruguay – South Africa	2005-05-08
16y 308d	KUMAN, ESP	Brazil – Spain	2008-07-18
16y 345d	ONIGBO Ifeanyi, NGA	Argentina – Nigeria	2006-11-02

Oldest players

Age	Player	Match	Date
46y 216d	LIEFDEN Roel, NED	Netherlands – Argentina	2013-09-23
45y 84d	GALLI Maurizio, ITA	Senegal – Italy	2007-11-07
44y 268d	HERNANI, POR	Portugal – Spain	2008-07-27
44y 120d	JUNIOR NEGRAO, BRA	Brazil – Italy	2008-07-27
43y 111d	ACUNA Roberto, PAR	Paraguay – Madagascar	2015-07-14
42y 299d	NOMCHAROEN Vilad, THA	Spain – Thailand	2005-05-09
42y 253d	SCHIRINZI Angelo, SUI	Portugal – Switzerland	2015-07-16
42y 243d	JULIO SALINAS, ESP	France – Spain	2005-05-12
42y 98d	BENJAMIN, BRA	Russia – Brazil	2011-09-11

Average age of players by competition

Year	Average Age (yy/mm)
2015	29/03
2013	28/06
2011	28/02
2009	27/09
2008	27/11
2007	27/09
2006	27/06
2005	28/01

Coach / Referee statistics

Coaches with most matches

# Matches	Coach	Team	Matches-competition year
33	MATEUS Ze Miguel, POR	Portugal	5-2005, 6-2006, 4-2007, 6-2008, 6-2009, 6-2011
30	SOARES Alexandre, BRA	Brazil	6-2006, 6-2007, 6-2008, 6-2009, 6-2011
29	ALONSO Joaquin, ESP	Spain	3-2005, 3-2006, 4-2007, 6-2008, 4-2009, 6-2013, 3-2015
22	RAMOS Venancio, URU	Uruguay	6-2006, 6-2007, 4-2008, 6-2009
21	PETRASSO Hector, ARG	Argentina	4-2006, 3-2007, 4-2008, 3-2009, 3-2011, 4-2013

Oldest / youngest Coach

Y/o Coach	Age	Coach	Team	Match	Date
Youngest	29y 252d	ZLOCCOWICK Gustavo, BRA	Bahrain	ITA – BHR	2006-11-02
Oldest	63y 101d	NDIAYE Ibrahima, SEN	Senegal	JPN – SEN	2015-07-13

Referees with most matches

# Matches	Referee	# Matches-competition year
15	EIRIZ Ruben, ESP	3-2007, 3-2009, 4-2011, 2-2013, 3-2015
12	MESZAROS Istvan, HUN	3-2007, 4-2008, 2-2009, 3-2011
8	MORAES Ivo BRA	2-2006, 2-2007, 1-2009, 1-2011, 2-2015
8	MOREIRA Alberto, BRA	1-2005, 2-2006, 2-2007, 3-2008
7	CHAVARRIA Erick, CRC	2-2007, 4-2008, 1-2009
7	ONODERA Tasuku, JPN	2-2008, 3-2009, 2-2011
7	OGUNMUYIWA Jelili, NGA	3-2011, 4-2015
7	BUAIZ Antonio, BRA	3-2005, 4-2006
7	DA ROSA Jose Luis, URU	4-2005, 3-2006

Oldest / youngest Referee

Y/o Referee	Age	Referee	Match	Date
Oldest	53y 209d	MARTINS PINTO CORREIA Joao, POR	Japan – Brazil	2005-05-15
Youngest	25y 344d	BORISEVICS Eduards, LVA	Senegal – Uruguay	2008-07-19

Beach Soccer World Championships 1995-2004

(prior to FIFA tournaments)

2004	
Copacabana Beach, Rio de Janeiro (BRA)	
Winners	Brazil
Runners-up	Spain
Third	Portugal
Top goalscorer	Madjer (POR) – 12 goals
Best goalkeeper	Roberto(ESP)
Goals	155 (average: 7.8)

2003	
Copacabana Beach, Rio de Janeiro (BRA)	
Winners	Brazil
Runners-up	Spain
Third	Portugal
Top goalscorer	Nenem (BRA) - 15 goals
Best goalkeeper	Robertinho (BRA)
Goals	150 (average: 9.4)

2002	
Vitoria (Espirito Santos) and Guarujá (Sao Paulo) (BRA)	
Winners	Brazil
Runners-up	Portugal
Third	Uruguay
Top goalscorer	Nenem (BRA), Madjer (POR) and Nico (URU) - 9 goals
Best goalkeeper	Nomcharoen (THA)
Goals	145 (average: 9.1)

2001	
Costa do Sauípe, Bahia (BRA)	
Winners	Portugal
Runners-up	France
Third	Argentina
Top goalscorer	Alan (POR) - 10 goals
Best goalkeeper	Olmata (FRA)
Goals	144 (average: 7.2)

2000	
Marina da Glória, Rio de Janeiro (BRA)	
Winners	Brazil
Runners-up	Peru
Third	Spain
Top goalscorer	Junior (BRA) - 13 goals
Best goalkeeper	Kato (JPN)
Goals	172 (average: 8.6)

Beach Soccer World Championships 1995-2004 – continued

1999	
Copacabana Beach, Rio de Janeiro (BRA)	
Winners	Brazil
Runners-up	Portugal
Third	Uruguay
Top goalscorer	Junior (BRA) and Matosas (URU) - 10 goals
Best goalkeeper	Pedro Crespo (POR)
Goals	186 (average: 9.3)

1998	
Copacabana Beach, Rio de Janeiro (BRA)	
Winners	Brazil
Runners-up	France
Third	Uruguay
Top goalscorer	Junior (BRA) - 14 goals
Best goalkeeper	Paulo Sergio (BRA)
Goals	219 (average: 9.1)

1997	
Copacabana Beach, Rio de Janeiro (BRA)	
Winners	Brazil
Runners-up	Uruguay
Third	USA
Top goalscorer	Junior (BRA) and Venâncio Ramos (URU) - 11 goals
Best goalkeeper	Paulo Sergio (BRA)
Goals	144 (average: 9.0)

1996	
Copacabana Beach, Rio de Janeiro (BRA)	
Winners	Brazil
Runners-up	Uruguay
Third	Italy
Top goalscorer	Altobelli (ITA) - 14 goals
Best goalkeeper	Paulo Sergio (BRA)
Goals	131 (average: 8.2)

1995	
Copacabana Beach, Rio de Janeiro (BRA)	
Winners	Brazil
Runners-up	USA
Third	England
Top goalscorer	Zico (BRA) and Altobelli (ITA) - 12 goals
Best goalkeeper	Paulo Sergio (BRA)
Goals	149 (average: 9.3)