



FOOTBALL

2012

2012 Football Schedule

Sept. 1	Oklahoma Panhandle State University 6:30 p.m. Allgood-Bailey Stadium – Rolla, Mo.
Sept. 6	Arkansas Tech University..... 7 p.m. Thone Stadium -- Russellville, Ark.
Sept. 15	McKendree University* 6 p.m. Leemon Field -- Lebanon, Ill.
Sept. 22	Kentucky Wesleyan College* 6:30 p.m. Allgood-Bailey Stadium – Rolla, Mo.
Sept. 29	University of Indianapolis* (Hall of Fame Night) 6:30 p.m. Allgood-Bailey Stadium – Rolla, Mo.
Oct. 6	Central State University* 12:30 p.m. (CDT) McPherson Stadium -- Wilberforce, Ohio
Oct. 13	William Jewell College* (Homecoming) 1 p.m. Allgood-Bailey Stadium – Rolla, Mo.
Oct. 20	Quincy University* 12 p.m. Flinn Stadium -- Quincy, Ill.
Oct. 27	Urbana University* (Senior Day)..... 1 p.m. Allgood-Bailey Stadium – Rolla, Mo.
Nov. 3	Saint Joseph's College* 1 p.m. Alumni Stadium -- Rensselaer, Ind.
Nov. 10	South Dakota School of Mines & Technology 2 p.m. (CST) Dunham Field -- Rapid City, S.D.

*Denotes Great Lakes Valley Conference game

TABLE OF CONTENTS



2012 Schedule	IFC
Quick Facts/Media Information.....	2
Allgood-Bailey Stadium	3
About Missouri S&T	4
Miner All-America Players	6
Academic All-America Players	7
Coaching Staff	8
Missouri S&T Administration.....	13
Missouri S&T Athletics Directory.....	15

2012 Missouri S&T Miners	
2012 Season Preview	16
2012 Miner Roster	20
2012 Pre-Season Depth Chart	22
Returning Lettermen	23
Returning Squad Members.....	38
Newcomers.....	41
Career Statistics for Returning Players.....	44

2011 in Review	
2011 Miner Statistics	45
2011 Season Bests.....	47
2011 Box Scores/Game Summaries	48

Miner Football History	
Miner Football Records	60
Miner Coaching Records.....	62
Miner Top 10 Lists.....	63
Top Single Game/Single Season Performances	64
Annual Leaders	67
All-Time Results.....	68
All-Time vs. Opponents	73
All-Conference Selections	80
All-Time Roster	83
Homecoming Games	93

2012 Miner Opponents	94
Great Lakes Valley Conference Football in 2012	105
Missouri S&T Athletic Hall of Fame	106

Credits

The 2012 Missouri S&T football media guide was produced by the sports information office at Missouri S&T, with assistance from Joann Stirtz and Megan Kean-O'Brien in the university's publications office. Photos and other information were provided by Rolla Daily News, Brad Rupert and sports information directors from opposing institutions.

MEDIA FACTS AND INFORMATION



Information for Incoming Media

Credentials for Miner games: Credentials will be assigned to news media covering the game. Press passes must be requested at least one day in advance of the game to be covered. Please make all requests to John Kean, Sports Information, Missouri S&T, Rolla, Mo. 65401; phone number is (573) 341-4140.

Game services: Media representatives will receive a game program and game notes prior to the contest, halftime statistics, and a final game packet including play-by-play of the action. Refreshments and a pre-game meal are also available.

Interview policy: Post-game interviews with Miner players are allowed. Please inform S&T Sports Information Director John Kean if you wish to interview S&T player(s) near the end of the game and he will make the player(s) available in a designated area. Access to the S&T locker room is prohibited. Head Coach David Brown will be available for interviews in the press box following his post-game radio show. All interviews with Miner players and coaches during the week must be cleared through the S&T sports information office. Interviews with opposing players following the game must be arranged with that school's sports information director.

On the Web: Information on Missouri S&T athletics is available online at: sports.mst.edu. At that site, you can receive up-to-date information on the university's 15 athletic teams and link into many other sites on the Internet, such as the NCAA, the NCAA Division II home page and other NCAA Division II institutions.

Media outlets

Newspapers:

Rolla Daily News: 101 W. Seventh, Rolla, Mo. 65401; (573) 364-2468
Missouri Miner (S&T): Missouri S&T, Rolla, Mo. 65409; (573) 341-4235
Waynesville Daily Guide: Drawer S, Waynesville, Mo. 65583; (573) 336-3711
St. Louis Post-Dispatch: 900 No. Tucker, St. Louis, Mo. 63101; (314) 340-8170
Kansas City Star: 1729 Grand Ave., Kansas City, Mo. 64108; (816) 234-4355
Springfield News-Leader: 651 Boonville, Springfield, Mo. 65806; (417) 836-1118

Radio:

KTTR/KZNN: 1505 Soest, Rolla, Mo. 65401; (573) 364-2525
KMST (S&T): 400 W. 14th, G-4 Library, Rolla, Mo. 65409; (573) 341-4386

Television:

KRCG: P.O. Box 659, Jefferson City, Mo. 65102; (573) 896-5144
KOLR: 2650 E Division, Springfield, Mo. 65803; (417) 862-6397
KSPR: 1359 St. Louis St., Springfield, Mo. 65808; (417) 831-1234
KYTV: 999 W Sunshine, Springfield, Mo. 65807; (417) 831-0000

Quick facts

Location: Rolla, Mo. 65401
Founded: 1870
Enrollment: 7,500
Interim Chancellor: Dr. Warren K. Wray
Director of Athletics: Mark Mullin
Office Phone: (573) 341-4175
Head Football Coach: David Brown
Coaching Record: 9-13 (Third year)
Office Phone: (573) 341-4957
Assistant Coach (Offensive Coordinator): Nate Saum
Office Phone: (573) 341-6897
Assistant Coach (Defensive Ends): Brett Sykes
Office Phone: (573) 341-4103
Assistant Coach (Linebackers): George Booker
Office Phone: (573) 341-4191
Assistant Coach (Offensive Line): Andrew Ravadge
Office Phone: (573) 341-6226
Assistant Coach (Wide Receivers): Gerold Rodriguez
Assistant Coach (Tight Ends): D.J. Dace
Assistant Coach (Offensive Line): Brandon Jordan
Assistant Coach (Linebackers): Luke Rayfield
Assistant Coach (Running Backs): Cory Sullivan
2011 Record: 6-5
Home Field: Allgood-Bailey Stadium/Jackling Field
Capacity (Surface): 8,000 (grass)
Nickname: Miners
Colors: Silver, Gold and Green
Conference: NCAA Division II Independent
Athletic Trainers: Cullen Fridley, Elizabeth Sisemore,
Samantha Welter
Office Phone: (573) 341-4107
Sports Information Director: John Kean
Office Phone: (573) 341-4140
Cell Phone: (573) 233-6891
Fax: (573) 341-4880
Email Address: jkean@mst.edu
Website: sports.mst.edu
Assistant Sports Information Director: Luke Rinne
Office Phone: (573) 341-4140
Email address: rinnel@mst.edu
Athletics Office Telephone: (573) 341-4175

ALLGOOD-BAILEY STADIUM



Fans attending Miner football games have beautiful surroundings to watch games on the campus. Allgood-Bailey Stadium is in its 46th year as the home of the Miners and the facility has undergone a few changes over the years.

The most recent makeover took place following the 2000 season, thanks to a \$1.5 million gift from alumnus and former Miner player Keith Bailey and his wife, Pat. The couple's donation led to the construction of lights, a new restroom and concession facility for the stadium and an all-weather track for the university's track and field program. In the summer of 2006, the locker room facilities were renovated and the seating areas on both sides of the stadium were updated this summer.



During the groundbreaking ceremony in October 2000, S&T officials announced that the stadium complex would be named Allgood-Bailey Stadium in honor of retired S&T coach Dewey Allgood. Bailey, a 1964 graduate of S&T who served as chair, president and chief executive officer of The Williams Companies Inc. in Tulsa, says Allgood was a major influence during Bailey's years at S&T.

Allgood spent 40 years as a coach at the university and was the Miners' head football coach when the facility, built as part of a package with the Gale Bullman Multi-Purpose Building, opened for play in 1967.

The stadium retained the name of the old field which hosted Miner football from 1915 to 1966. It was named for alumnus Daniel Cowan Jackling, who donated \$5,000 to construct the original Jackling Field that stood just south of Bishop Avenue; the location is now the site of several campus buildings near the Curtis Laws Wilson Library. A plaque on campus between the Humanities/Social Science and Computer Science buildings marks the spot where the original field was located.

The current facility seats 8,000 spectators, with a steel grandstand on the east side and another set of bleachers on the opposite side. A dressing room facility, which includes locker rooms, meeting rooms, storage areas and offices, is located at the south end of the facility. The 810-square-foot stadium press box stands atop the west stands.

The first game in the facility was played in 1967, before the stadium was completed. A total of 5,000 temporary bleachers were used during the first year and the complex was completed by the start of the 1969 season.

The 73rd Missouri General Assembly provided \$2 million for the construction project in 1965. Construction was performed by the Maggi Construction Co. Inc. of Rolla. In the summer of 1998, a new grass playing field was installed by Munie Outdoor Services of Caseyville, Ill., the same firm that installed the grass baseball field at St. Louis' Busch Stadium II. Maggi Inc. and CSE Enterprises were the lead contractors during the 2001 stadium renovation.

Stadium Facts

Opened: 1967, renovations in 2001 and 2011
 Cost: \$2 million, \$1.5 million for renovation
 First game: Sept. 16, 1967; Miners defeated Harding 25-14
 First night game: Sept. 1, 2001; Miners beat Quincy 45-12
 Playing surface: Grass (new field installed in 1998)
 First Touchdown: Robert Nicodemus, S&T vs. Harding, Sept. 16, 1967 (43-yard run)
 First Field Goal: Larry Oliver, S&T vs. Missouri State, Oct. 14, 1967 (30 yards)
 Most Points (S&T): 63 vs. Southwest Baptist, Nov. 8, 2008
 Most Points (opponent): 91, Pittsburg State, Sept. 25, 2004
 Most Points (both teams): 118, S&T vs. Pittsburg State, Sept. 25, 2004 (PSU won 91-27)
 Longest Winning Streak: 16 games, Oct. 31, 1981 to Oct. 27, 1984
 Longest Unbeaten Streak: 19 games, Sept. 26, 1981 to Oct. 27, 1984
 Longest Losing Streak: 15 games, Sept. 15, 2001 to Nov. 15, 2003
 Miners' record at facility: 101-121-6

Miners' Year-by-Year Record at Allgood-Bailey Stadium

1967..... 1-5	1983..... 5-0	1999..... 0-5
1968..... 2-2	1984..... 4-1	2000..... 1-5
1969..... 3-1	1985..... 3-1	2001..... 1-4
1970..... 3-1-1	1986..... 2-4	2002..... 0-6
1971..... 3-2	1987..... 2-3	2003..... 0-5
1972..... 0-5	1988..... 2-2	2004..... 2-4
1973..... 2-2-1	1989..... 0-5	2005..... 4-2
1974..... 3-1	1990..... 0-4	2006..... 4-1
1975..... 0-5-1	1991..... 3-3	2007..... 3-2
1976..... 2-2-1	1992..... 1-3	2008..... 4-1
1977..... 5-2	1993..... 2-4	2009..... 3-2
1978..... 5-1	1994..... 2-2	2010..... 2-3
1979..... 2-2-1	1995..... 1-4	2011..... 4-1
1980..... 5-0	1996..... 2-4	
1981..... 4-1-1	1997..... 2-3	
1982..... 5-0	1998..... 0-5	

ABOUT MISSOURI S&T



Campus overview

Missouri S&T is one of the top technological research universities in the nation. Surrounded by Ozarks scenery (Rolla is about 100 miles west of St. Louis), the campus is accessible, safe and friendly. Known for its engineering programs, S&T also offers degrees in the sciences, liberal arts, humanities and business. Over 7,000 students are currently enrolled in classes, making S&T big enough to accommodate a diverse population but small enough for individuals to stand out.

S&T students are expected to actively participate in the processes of getting an education, whether that means joining a student design team, participating in intercollegiate athletics, conducting research with faculty members, helping to assure safe drinking water in a Central American community, or planning activities for the campus's next St. Pat's celebration. Upon graduation, these experienced students are in extremely high demand by companies across the nation and around the world.

Without exceptional faculty members and involved alumni, it wouldn't be possible to give these students a world-class education. The campus currently employs astronauts, bridge builders, chemists, filmmakers, historians, pyrotechnicians, rocket scientists, solar energy experts and video bloggers. S&T graduates, many of whom give time and money back to the university, work on the International Space Station, play professional poker, run NASCAR teams, search for cancer cures, win Academy Awards and lead Fortune 500 companies.

S&T is a campus in motion. With more than 200 student organizations on campus, there's a place for everyone to get involved. Students can be seen pedaling human-powered vehicles in the shadow of Toomey Hall, the new mechanical and aerospace engineering complex, or building solar-powered cars and houses. Mining engineers are growing oil-producing algae underground while materials scientists are learning how to mend broken bones with glass in their laboratories.

Founded in 1870, the University of Missouri School of Mines and Metallurgy was the first technological institution west of the Mississippi River. One of four campuses in the University of Missouri System, the name was changed to the University of Missouri-Rolla in 1964 and changed to its current name of Missouri University of Science and Technology in 2008.



About athletics

Missouri S&T boasts a competitive athletic program as a member of NCAA Division II and the Great Lakes Valley Conference in all of its sports except for swimming (aligned with the New South Intercollegiate Swimming Conference); the GLVC will be playing its first season of football in 2012. With the addition of volleyball in 2007, S&T fields eight men's and seven women's varsity teams.

Missouri S&T student-athletes have shown success at the national level both on the field and in the classroom.

On the field

S&T has had teams that have finished in the top 10 at the national level for 14 of the past 16 seasons. S&T has won four NCAA national championships on an individual basis in swimming during the past seven seasons, with Zlatan Hamzic capturing the title in the 200-yard breaststroke at the 2009 NCAA Division II Championships. S&T's 200-yard freestyle relay team won back-to-back Division II championships in 2001 and 2002, while the 400-yard freestyle relay team took home a national title in 2002. The Miner swimming team has finished among the top four in the nation in three of the past six years, headed by a runner-up finish at the 2008 national meet.

Missouri S&T's men's track and field team swept the GLVC championships in 2009 and combined with the women's team to send eight individuals to national competition -- and all of them finished among the top eight to earn All-America honors.

S&T's men's soccer, women's basketball, baseball and volleyball teams have all qualified for NCAA post-season play during the course of the last two athletic seasons, with the men's soccer team reaching the championship game of the 2010 NCAA Midwest Regional. Since 1935, Missouri S&T athletic teams have won or shared 37 league titles in the conference in which it was affiliated.



MISSOURI S&T ALL-AMERICA SELECTIONS



Ed Kromka (1941): Kromka was the first Miner to earn All-America honors as he was named to the Little All-America Team. Kromka, who died in 1971, was one of the charter inductees into the Miner Athletic Hall of Fame in 1987.



Frank Winfield (1969): Winfield was named to the Kodak All-America Team at offensive guard after a stand-out year that saw S&T post its first winning record in years. Winfield was inducted into Miner Athletic Hall of Fame in 1990.



Merle Dillow (1974): Dillow was chosen to the Kodak All-America Team after a 50-catch, 786-yard season. He shares the record with eight touchdown catches in one season. Dillow was inducted into the Miner Athletic Hall of Fame in 2000.



Bill Grantham (1980): Grantham was named to the Kodak All-America Team after helping lead the Miners to a 10-0 record and No. 10 final national ranking in 1980. He holds the MIAA record with 29 career interceptions. Grantham was inducted into the Miner Athletic Hall of Fame in 1997.



Eivind Listerud (1993): Listerud was the chosen to Kodak's All-America team following the 1993 season when he was one of the nation's most accurate placekickers. Listerud made 12 of his 13 field goal attempts and scored a team-high 56 points. He also earned second-team GTE/CoSIDA Academic All-America honors that season.



Cole Drussa (2003-04): Drussa was the first Miner player to earn All-America honors in two different seasons, doing so following the 2003 and 2004 campaigns. In 2003, he earned second-team All-America honors from Football Gazette after a year in which he was among the national reception leaders for tight ends. Drussa caught 55 passes for 601 yards on the season with five touchdowns in 2003. The following season, Drussa was a consensus All-America pick after catching



69 passes for 790 yards and seven touchdowns. He was a first-team All-America pick by Daktronics and Football Gazette, second-team by D2Football.com and third team on the Associated Press Little All-America Team. In addition, he was a first-team choice to ESPN The Magazine's Academic All-America Team.

Joe Winters (2006): Winters was named to Football Gazette's All-America squad as an honorable mention pick after breaking the school record for passing yards in a season with 3,724. Winters also threw 35 touchdown passes on the season to earn first-team all-conference honors in the Great Lakes Football Conference.



Ashton Gronewold (2005-06-07): Gronewold completed a standout career in the 2007 season by being selected to the Associated Press Little All-America First Team, Daktronics and Football Gazette second team and D2Football.com third team. In 2007, he accumulated a school record 2,250 yards and was named a regional finalist for the Harlon Hill Award, given to the top player in NCAA Division II. As a junior, he was selected to the Associated Press Little All-America second team, Football Gazette's third team and D2Football.com's honorable mention squad after a season where he broke the S&T single-season marks for receiving. He holds the Miners' seasonal marks for receptions with 87 (set in 2007), yards with 1,120 (2006) and touchdown catches with 17 set in 2005, as well as the career marks in all three categories. In 2005, Gronewold netted honorable mention All-America laurels from Football Gazette. He was named Great Lakes Football Conference's "Offensive Player of the Year" in 2006.



Bryan Crider (2009): Crider earned a spot on the Associated Press Little All-America team following a senior year in which he caught 57 passes for 604 yards and four touchdowns. The 57 catches gave Crider a total of 142 for his career, the most by any tight end in Miner history. During the season, Crider had a 12-catch, 134-yard performance against Saint Francis (Ind.), including a key 24-yard reception in S&T's game-winning drive.



ACADEMIC ALL-AMERICA SELECTIONS



S&T is proud of its academic reputation as one of the top institutions for science and technology. The results are shown in the consistently strong performance of the student-athletes on the S&T campus.

During the 2011-12 academic year, over 200 student-athletes at S&T finished with a 3.0 or better GPA, a total that included 38 members of the football team. The university also had 148 individuals named to the academic teams in the past year that were released by the Great Lakes Valley Conference, Great Lakes Football Conference and New South Intercollegiate Swimming Conference.

A total of 125 S&T student-athletes were selected to the GLVC's All-Academic team for the 2011-12 school year, one of 10 schools in the 16-team conference with at least 100 named to that squad.

S&T student-athletes have won 61 Academic All-America awards, as selected by CoSIDA and its program sponsors, and 191 Academic All-District awards during the past 20 years. In addition, numerous teams and individuals have been honored for their success as student-athletes by their various national organizations.

In the past year, six S&T student-athletes earned Capital One Academic All-America honors. A total of 13 individuals were named to their selected Academic All-District teams during the 2011-12 season. S&T has had 30 Academic All-America selections over the past eight seasons for a total of 40 since 2000, the fifth-best total in NCAA Division II.



Chad Shockley is the most recent Miner to earn Academic All-America honors, landing his award following the 2010 season.

MISSOURI S&T ACADEMIC ALL-AMERICA SELECTIONS



Kim Colter
DB, 1972
First Team



Paul Janke
OL, 1980
First Team



Randy Hauser
DB, 1982
Second Team



Bob Pressly
DL, 1982
Second Team



Tom Reed
RB, 1986
First Team



Jim Pfeiffer
OL, 1987-88
First Team



Mark Diamond
DB, 1991
Second Team



Don Huff
DB, 1991-92
First Team



Eivind Listerud
PK, 1993
Second Team



Brian Gilmore
LB, 1994-95-96
First Team




Curt Kimmel
DL, 2001-02
Second Team



Cole Drussa
TE, 2004
First Team



Phil Shin
WR, 2005
First Team



Chad Shockley
WR, 2010
First Team

Top NCAA Division II Academic All-America Producing Schools of the 2000s

School	Conference	Total
1. Truman State	MIAA	60
2. Pittsburg State	MIAA	53
3. Wingate	South Atlantic	50
4. Indianapolis	GLVC	44
5. Missouri S&T	MIAA/GLVC	40
6. Adams State	Rocky Mountain	32
7. Central Missouri	MIAA	31
8. North Dakota*	NCC	29
T9. Barry	Sunshine State	27
T9. St. Cloud State	NCC/NSIC	27
T9. Shippensburg	PSAC	27

*North Dakota has reclassified to NCAA Division I; total reflects total UND won while in Division II.

HEAD COACH DAVID BROWN



David Brown begins his third season as the head coach at Missouri S&T after serving a four-year stint as an assistant coach at Ohio University, where he worked with one of the nation's top defenses at that level.

Brown officially assumed the head coaching duties March 15, 2010 and is the 14th head coach in the history of the Miner program -- and only the sixth since 1937.

"It is an honor and a privilege to be the head football coach at Missouri S&T," Brown said. "S&T is a great place to get a first-class education, play competitive football and live in one of the best regions in the country," Brown said. "I look forward to coaching and recruiting the type of student-athletes who strive to attain All-America status on the field and in the classroom."

"I am exceedingly pleased to have David on our staff," said S&T director of athletics Mark Mullin. "He brings tremendous experience and enthusiasm to our program. The common theme that emerged was that David is an outstanding person, tremendous coach and rising star in the coaching ranks of college football and the interview process did nothing but reinforce that."

Missouri S&T posted a 6-5 record under Brown's direction during the 2011 season, the first winning season for the Miners since the 2008 campaign. The Miners went 4-1 on their home field in the process -- losing only to a Midwestern State team that finished the regular season undefeated and ranked No. 2 in the nation -- and the mark included a win over a highly-regarded Lindenwood team in Rolla.

The Miners' performance in the 2011 season helped earn Brown share the Great Lakes Football Conference's "Coach of the Year" honor with Urbana's Dave Taynor.

The Miners went 3-8 during Brown's first season as head coach, but the Miners were able to win the Great Lakes Football Conference title when they pulled out a late victory at Saint Joseph's in their next-to-last game of the season.

Over his four seasons at Ohio, Brown served as the defensive backs coach and also worked with aspects of the special teams. He was in charge of the punt return unit and also assisted with the punt and kickoff teams.

During his stint at Ohio, the Bobcat defense was been one of the best in the nation, ranking among the top 20 at the NCAA Division I Football Bowl Series level in pass efficiency defense and leading the nation with 38 turnovers gained in the 2009 season. It was a year that saw the Bobcats win the Eastern Division title in the Mid-

America Conference and earn a berth to the Little Caesar's Pizza Bowl to face Marshall University.

It was the second division title and bowl appearance for the Bobcats since 2006, when Ohio played the University of Southern Mississippi that season in the GMAC Bowl.

Ohio's defense also ranked 29th overall, 15th in pass efficiency and 18th against the pass in 2006, with two members of that team's secondary ranking as the top two players in the MAC in passes defender per game.

Prior to joining the staff at Ohio, Brown spent five seasons on the staff at Cal Polytechnic State University in San Luis Obispo, Calif., serving as the team's defensive coordinator in the 2004 and 2005 seasons. Cal Poly won the Great West title in each of those two seasons and earned its first berth -- and victory -- in NCAA Division I-AA (now Division I Football Championship Series) championship play in 2005.

In the two years as defensive coordinator, Brown headed one of the top units in Division I-AA. Both teams led the nation in quarterback sacks, with the 2005 squad recording a school record of 67. The 2004 squad led the nation in rushing defense by allowing an average of just 84.3 yards per game and also ranked among the top 10 nationally in scoring defense, turnovers gained and interceptions, while the punt return team averaged better than 12 yards per return.

The Mustangs also had the recipient of the Buck Buchanan Award for the top defensive player in Division I-AA in 2004 in linebacker Jordan Beck and again the following season when defensive end Chris Gocong -- who led the nation with 23.5 sacks -- landed the honor.

Brown was the Mustangs' linebackers coach and recruiting coordinator in his first three seasons at Cal Poly and also assisted with the kickoff and punt return teams.

Throughout the years at both Ohio and Cal Poly, Brown's return units have also ranked high nationwide with seven of the nine teams posting team averages of better than 10 yards per runback.

In total, Brown has coached six All-America performers at four different positions (one linebacker, two cornerbacks, one safety and three return specialists), including five at Cal Poly and one at Idaho State, where



HEAD COACH DAVID BROWN



he spent the 2000 season as the running backs coach and mentored a 1,000-yard rusher in Nick Wentworth.

In the summer of 2004, Brown participated in the National Football League's minority internship program with the Detroit Lions. In the spring of 2005, he traveled to Tokyo, Japan to help teach the Fujitsu Frontiers' coaching staff on defensive and overall coaching strategies.

Brown has also served stint as the defensive coordinator at Venice High School in Los Angeles, Calif., the defensive coordinator for the Cologne Crocodiles in Cologne, Germany, the defensive backs coach at Claremont McKenna College in Claremont, Calif., and the defensive backs coach at Allan Hancock College in Santa Maria, Calif..

"Our team will play with great effort and lots of enthusiasm," Brown said. "We will place a high level of importance on special teams play. We'll use an aggressive, attacking style of defense and will get the ball in the hands of our playmakers on offense."

A native of Los Angeles, Brown earned his associate's degree from Santa Monica College in 1992 and went on to receive a bachelor's degree in physical education from Cal Poly in 1996. He was a two-year member of the Mustangs' football team, leading the squad with 69 tackles and intercepting three passes in 1994. As a senior, when he was a team captain, he registered 54 tackles and three interceptions.

Brown also received a master's of education degree in cross-cultural teaching from the National University in San Diego in 2000.

The David Brown file

- 1993-94 Defensive back, California Polytechnic University
- 1996 Assistant coach (defensive backs), Allan Hancock College, Santa Maria, Calif.
- 1997 Assistant coach (defensive backs), Claremont McKenna College, Claremont, Calif.
- 1998 Assistant coach (defensive coordinator/defensive backs), Cologne Crocodiles
- 1999 Assistant coach (defensive coordinator/defensive backs), Venice High School, Los Angeles, Calif.
- 2000 Assistant coach (running backs), Idaho State University, Pocatello, Idaho
- 2001-05 Assistant coach (linebackers/recruiting coordinator; became defensive coordinator in 2004), Cal Poly, San Luis Obispo, Calif.
- 2004 NFL internship with Detroit Lions
- 2006-09 Assistant coach (defensive backs), Ohio University, Athens, Ohio
- 2008 NFL internship with Tampa Bay Buccaneers
- 2010- Head coach, Missouri S&T

COACHING STAFF



Nate Saum, Assistant Coach (Offensive Coordinator)

Nate Saum is in his third season as the offensive coordinator for the Missouri S&T football team.

A year ago, the Miners made significant improvement on the offensive side of the ball, averaging 342.3 yards per game of offense, including an average of 141.2 yards a game on the ground that was the highest mark for an S&T team since 2008.

During his first season with the Miners, he worked with one of the top receivers in the nation in Chad Shockley, who finished 10th in NCAA Division II for pass receptions with 87 and 14th in yardage with a school record 1,187 yards.

Saum was a graduate assistant at Ohio University during the 2009 season and worked as a student assistant on the Bobcats' staff for four seasons prior to that, working with the team's running backs. One of the players he coached, Calvin McRae, posted back-to-back seasons with over 1,000 yards rushing and set the school record with 4,398 career rushing yards.

A running back on two state championship teams during his high school career at Amanda (Ohio) Clearcreek High School, Saum earned his Bachelor's degree in physical education from Ohio University in 2009.



Brett Sykes, Assistant Coach (Defensive Line)

Brett Sykes, a former defensive lineman at Ohio University, is in his third season on the Missouri S&T coaching staff in 2012 and will work with the Miners' defensive line.

A year ago, he guided a defensive line contingent that recorded a large percentage of the team's 34 quarterback sacks and 91 tackles behind the line of scrimmage.

Sykes spent seven seasons in the Ohio program, five as a player from 2003-07 and two as defensive quality control working with the defensive line and assistant strength and conditioning during the 2009 campaign. As a player, he appeared in every game throughout his collegiate career at defensive tackle and totaled 92 tackles during his four seasons of eligibility.

As a senior, he finished with 37 tackles (15 solo) from the defensive tackle spot and finished fifth in the Mid-America Conference among defensive linemen with 27 tackles during the 2005 season.

Originally from Cleveland, Ohio, Sykes received his bachelor's degree in recreation management from Ohio in 2007. Sykes and his wife, Malory, live in Rolla.



George Booker, Assistant Coach (Linebackers)

George Booker begins his second season on the Miner staff in 2012, where he will serve as the linebacker coach in the upcoming season. Booker came to Missouri S&T after a stint at Western Washington University in Bellingham, Wash., where he was the defensive line coach for the Vikings.

At Western Washington, Booker assisted the defensive unit on run defense adjustments and pass protection schemes, while also managing the team's video personnel. He also handled the administrative support for recruiting multi-cultural students and athletes at WWU.

Prior to his term at Western Washington, Booker served on the coaching staffs at the University of Idaho, San Diego State University, Montana State University and Cal Polytechnic State University, handling the defensive line coaching duties at each of those stops. Booker was also an assistant coach at Santa Monica Catholic High School in California, where coordinated the defensive line and served as the team's academic advisor.

In addition, Booker served for three seasons in the National Football League's minority coaching fellowship, spending the 1998 and 1999 summers with the Minnesota Vikings and 2002 with the Dallas Cowboys.

Booker was an all-league performer as a defensive tackle and center at Santa Monica Catholic during his prep career and was an all-league defensive tackle at Western Washington in 1992, where he earned his bachelor's degree in exercise science and recreation in 1993. He is the father of three children, Elijah, 13; Sydnee, 11; and Chloe, 9.



COACHING STAFF



Andrew Ravadge, Assistant Coach (Offensive Line)

Andrew Ravadge, who started at center for the Missouri S&T football team for two seasons and has assisted the Miner coaching staff for the last three years, is in his second season as the offensive line coach for the Miners.

Ravadge worked with an offensive line unit that allowed the Miners to post their highest per game rushing average since 2008 during the 2011 campaign. As a unit, the Miner offense averaged 5.1 yards per play last season and 342.3 yards per game.

"I'm very proud to have Andrew as our offensive line coach," said Miner head coach David Brown. "He is a true Miner. He's a very intelligent, hard working, tough young man who is passionate about the game of football. He's a great teacher.

Coach Ravadge has been a great role model for our young men," Brown added. "He can definitely relate to the challenges that our student-athletes fight through on a daily basis. I look forward to him helping us become successful on and off of the field for years to come."

Ravadge joined the Miner football program as a player in 2006 after spending two years at DeAnza College in California and one at Cal Polytechnic State University. He started in 18 games during the 2006 and 2007 seasons for the Miners at the center position.

He stayed in the Miner program as a student assistant and graduate assistant coach for the next three years, working with the offensive line for two seasons and with the tight ends during the 2010 campaign.

Ravadge, who received his bachelor's degree from Missouri S&T in business information systems, is originally from Cupertino, Calif., where he was a first-team all-conference selection and scholar-athlete at the high school level.



Gerold Rodriguez, Assistant Coach (Wide Receivers)

Gerold Rodriguez is in his second season on the Miner staff as a graduate assistant coach in charge of the wide receivers.

During the 2011 season, the Miners had four wide receivers that caught at least 20 passes and had one of the top wideouts in the Great Lakes Football Conference in Smook Thomas, who caught 52 passes and earned first-team all-conference honors.

Rodriguez played four seasons at that position at the collegiate level, spending two years at the University of Arizona and his last two at the University of Nevada-Las Vegas. He was an outstanding kick returner at UNLV, averaging 23.8 yards per return in the 2007 season.

Rodriguez is a native of Los Angeles, Calif., and is the cousin of J.P. Losman, who played with the Buffalo Bills in the National Football League.



Brandon Jordan, Assistant Coach (Offensive Line)

Brandon Jordan joins the Missouri S&T coaching staff this season and will assist with the offensive line, the position he played as a member of the Miners from 2007-09.

Jordan was a two-year starter for S&T, including the 2008 campaign in which the Miners won the Great Lakes Football Conference championship as part of a record-setting 7-4 season. Missouri S&T posted its highest modern day total of 408 points during that season.

Last summer, Jordan was a member of the United States' national team that took part in the fourth International Federation of American Football Senior World Championships in Austria, a tournament won by the U.S. team that was coached by former Northwest Missouri State head coach Mel Tjeerdsma. Jordan has also played professional football for the New Orleans Voodoo of the Arena Football League.



Jordan, a native of New Orleans, La., graduated from Missouri S&T with a degree in business management.

COACHING STAFF



D.J. Dace, Assistant Coach (Tight Ends)

D.J. Dace joins the Missouri S&T coaching staff this fall after spending the last season on the staff at Southeast Missouri State. Dace will assist with the tight ends in the 2012 season.

Dace was part of the Redhawks' staff a year ago under head coach Tony Samuel, the recipient of the Eddie Robinson Award in 2010 as the national coach of the year. Dace assisted with the defensive line for the Redhawks during his one season on the staff.

Dace, who is from Cuba, Mo., played on the offensive line at Missouri Valley College and later transferred to Southeast, where he received his Bachelor's degree in physical education.



Luke Rayfield, Assistant Coach (Linebackers)

Luke Rayfield is in his first season on the Miner coaching staff after previously serving as a student assistant coach at Southeast Missouri State University. He will coach the flex linebackers at S&T this fall.

Rayfield spent two years on the staff headed by Tony Samuel, including the 2010 season when the Redhawks won their first Ohio Valley Conference championship and played in the NCAA Division I Football Championship Subdivision playoffs. Rayfield worked with Southeast's special teams during that year and also spent both of his seasons working with the linebackers.

Rayfield, who is originally from Scott City, Mo., received a football scholarship to play at Central Methodist University before transferring to Southeast. He earned his bachelor's degree in education from Southeast in 2012.



Cory Sullivan, Assistant Coach (Running Backs)

Cory Sullivan, a former member of the coaching staff at Ohio University, is in his first year on the Miner staff and will work with the S&T running backs.

While at Ohio, Sullivan worked with the Bobcats' wide receivers, running backs and special teams and was also responsible for film breakdown, scout teams and charting opponent tendencies on game day. He spent four seasons on the Ohio staff working as a student assistant.

During his time at Ohio, the Bobcats appeared in three bowl games – the Little Caesars Pizza Bowl, R&L Carriers New Orleans Bowl and Famous Idaho Potato Bowl. He is originally from Springfield, Ohio and played for Joel Marratta and Kenton Ridge High School; he graduated from OU in 2012 with a Bachelor's degree in sport sciences.





Dr. Cheryl B. Schrader, Missouri S&T Chancellor

Dr. Cheryl B. Schrader became the 21st chancellor of Missouri University of Science and Technology on April 2, 2012. A former president of the IEEE Control Systems Society, with more than 10,000 members worldwide, Schrader is one of the few female engineers to ascend to the top leadership position of a college or university in the United States.

Previously, Schrader was associate vice president for strategic research initiatives at Boise State University, a position she held from February 2011 until her appointment as S&T chancellor. While dean of Boise State's College of Engineering from 2003 to 2011, the college's undergraduate engineering enrollment increased by 60 percent, graduate enrollment increased by 36 percent, and funding for research grants and contracts in the college more than tripled.

Schrader earned a bachelor of science degree in electrical engineering from Valparaiso University in 1984. She earned a master of science and Ph.D. degrees in electrical engineering from the University of Notre Dame in 1987 and 1991, respectively. Her research background is in the area of systems and control. A past president of the IEEE Control Systems Society, she continues to serve as a member of the ABET Engineering Accreditation Commission. This commission, which is dedicated to providing world leadership in stimulating innovation and excellence in engineering, today accredits 2,100 engineering programs at more than 400 colleges and universities.

Schrader began her teaching and research career at the University of Notre Dame while undertaking internships and consulting work with McDonnell Douglas Astronautics Co. in the early 1980s and Chimera Research in the early 1990s. Following a brief period as an adjunct assistant professor at Rice University in 1991, Schrader moved to the University of Texas at San Antonio, where she rose to serve as a tenured professor of electrical engineering and associate dean at both a college of sciences and a college of engineering. She then joined Boise State in 2003.

Passionate about increasing interest in STEM (science, technology, engineering and mathematics) education, Schrader's current research interests focus on creating and assessing innovative learning methods to help students of all ages succeed in the STEM areas.

Schrader is a recipient of the Presidential Award for Excellence in Science, Mathematics and Engineering Mentoring from the White House (2005); the IEEE Education Society Hewlett-Packard/Harriett B. Rigas Award; the Idaho Women Making History Award; and the WebCT Exemplary Online Course Award. She was also named one of Valparaiso University's Top 150 Most Influential People.



Dr. Debra Robinson, Vice Chancellor of Student Affairs

Dr. Debra A.G. Robinson is in her 10th year as the campus's vice chancellor for student affairs. She took over the position Jan. 1, 2003, after spending two years as S&T's associate vice chancellor for student and international affairs.

Robinson joined the S&T student affairs staff in 1980 as a counseling psychologist. She later was assistant director and associate director of the S&T Counseling Center, and served as director of S&T's Center for Personal and Professional Development from 1990 through 2001. In 2001, she was appointed associate vice chancellor for student and international affairs.

She is responsible for directing S&T's leadership development programs, coordinating several administrative functions within the division, coordinating staff development and training efforts, and managing relationships with external constituents. She also serves as an adjunct faculty member in the engineering management department.

Robinson earned her bachelor of arts degree in psychology from the University of Illinois Springfield in 1976 and her master of arts and doctorate degrees in counseling psychology from the University of Illinois at Champaign-Urbana in 1977 and 1980, respectively. She is a member of the American Psychological Association, the International Coaching Federation and the Society of Psychologists in Management. She also remains active as a management and coaching consultant, and has written numerous papers and book chapters on a broad array of topics, including leadership development, engineering education, career



MISSOURI S&T ADMINISTRATION



Mark Mullin, Director of Athletics

Mark Mullin is in his 21st year as Missouri S&T's director of athletics, where he oversees a program that won four championships while it was affiliated with the Mid-America Intercollegiate Athletics Association and several in the Great Lakes Valley Conference, while having numerous student-athletes win academic honors on both the conference and national levels.

During the 2011-12 school year, S&T had a very successful showings on the athletic field in several years, winning two division titles in the GLVC as well as capturing a championship in swimming through its affiliation. S&T had its volleyball team qualify for NCAA play after seeing three teams reach NCAA regional competition in the 2010-11 school year.

Missouri S&T recorded its highest finish ever in the U.S. Sports Academy Director's Cup standings in 2007-08, a year in which S&T served as the host institution for the 2008 NCAA Division II Swimming & Diving Championships; the Miners finished as the national runner-up at that meet. During Mullin's tenure, Missouri S&T has also served as the host for the NCAA South Central men's basketball regional, MIAA men's basketball finals in 1996, 1999 MIAA cross country championships, 2008 GLVC cross country championships and 2010 and 2011 GLVC outdoor track & field championships.

In addition to his duties as athletic director, Mullin served as swimming and diving coach for 12 years and led the Miners to a 96-27 dual meet record and seven regional championships. His final team finished third at the 1998 NCAA Division II Championships, the highest finish ever for an S&T athletic team at the time at an NCAA championship event.

Mullin has served two terms as the chair of the NCAA Division II men's and women's swimming and diving committee and is serving on the NCAA regional advisory committee in football for Super Region 3 this season. He completed a two-year term as the president of the MIAA after spending the two prior years as the conference's vice president prior to S&T's switch to the GLVC.



Dr. Jeff Cawfield, NCAA Faculty Representative

Dr. Jeff Cawfield, professor of geological engineering at Missouri S&T, is in his 10th year as the university's faculty representative to the NCAA. He took over the duties in January 2003 following the retirement of Dr. Jack Ridley, who had served in the role for the previous three years.

After joining the S&T faculty in 1987, Cawfield was named professor of geological engineering in 1999 and became head of the geological engineering department the following year. He moved into the role of associate dean in 2001. Cawfield received an S&T Sustained Excellence in Teaching award in 2003. Cawfield received his bachelor's degree in civil engineering from Washington State University in 1981 and his master's and doctorate degrees at the University of California-Berkeley.

Cawfield is also an Honorary Knight of St. Patrick, an honor he received in 2002 along with a group that included Dr. Manuel Pacheco prior to his retirement as president of the University of Missouri System. He was selected by Pacheco to attend the first UM Administrative Leadership Development Program during the 2000-01 academic year.





Sarah Moore, Assistant Director of Athletics/Senior Women's Administrator

Sarah Moore is in her 10th year as the assistant director of athletics at S&T, where she also serves as the senior women's administrator. In addition to her administrative duties within the athletics department, Moore is also the chair of the physical education and recreation department.

Moore spent 13 seasons as the head coach for the S&T cross country and men's track programs and 18 seasons as the head coach of the women's track squad before moving into the administrative level. She is a 1973 graduate of Union University and is in her 28th year at S&T, where she has also coached the Lady Miner softball and tennis teams. While serving as track coach, she completed a six-year term as a member of the NCAA Track and Field committee.

Before coming to S&T, Moore spent three seasons at the University of Wyoming and one at the University of Memphis.



Debbie Hickey, Officer of NCAA Compliance/Budget

Debbie Hickey is in her 16th year as the university's budget and NCAA compliance officer for the university's department of intercollegiate athletics.

Hickey is in charge of handling all NCAA eligibility matters for the 300-plus student athletes in the Missouri S&T athletics program. She is in her 23rd year at the university, previously serving in the accounting and fiscal services office.

A native of Steelville, Mo., Hickey is a 2003 graduate of Missouri S&T with a bachelor's degree in psychology. She is a certified high school volleyball official and also runs an interior design company.

Hickey and her husband, Dan, have three children and live in St. James, Mo.



MISSOURI S&T ATHLETICS STAFF DIRECTORY (Area code: 573)

Mark Mullin (Director of Athletics).....	341-4175	Erica Long (Cheerleader/Gold Miner Coach)	341-4175
Joe Ahearn (Men's Soccer Coach).....	341-4102	Sterling Martin (Track/Cross Country Coach)....	341-4971
George Booker (Football Assistant).....	341-4191	Brandon Masters (Track/Cross Country Asst.) ...	341-4104
Travis Boulware (Equipment Room Coordinator)	341-6334	Joe McCauley (Women's Soccer Coach).....	341-7032
David Brown (Head Football Coach).....	341-4957	Sue Melton (Athletics Insurance)	341-4673
Aaron Coombs (Men's Basketball Assistant)....	341-6403	Sarah Moore (Asst. Athletics Director/SWA)....	341-4106
Todd DeGraffenreid (Head Baseball Coach)....	341-7506	Signe Mueller (Assistant Volleyball Coach).....	341-4721
Alan Eads (Women's Basketball Coach)	341-4105	Steve Olds (Athletic Attendant)	341-6334
Cullen Fridley (Athletic Trainer)	341-4107	Mike Perkins (Athletic Attendant)	341-6334
Jim Glash (Men's Basketball Coach).....	341-4101	Patti Peterson (Athletics Secretary)	341-4973
Doug Grooms (Head Swimming Coach)	341-6149	Andrew Ravadge (Football Assistant).....	341-6226
Mike Heiberg (Athletic Attendant).....	341-6334	Luke Rinne (Asst. Sports Information)	341-4140
Pam Hemme (Athletics Secretary)	341-4175	Nate Saum (Football Assistant).....	341-6226
Keri Hessel (Women's Basketball Assistant)	341-4179	Andy Scholl (Fitness Center Director).....	341-7594
Debbie Hickey (Budget/Compliance).....	341-4178	Elizabeth Sisemore (Athletic Trainer)	341-4107
Jason Holt (Head Volleyball Coach).....	341-6848	Brett Sykes (Football Assistant).....	341-4103
John Kean (Sports Information Director).....	341-4140	Samantha Welter (Athletic Trainer)	341-4107
Don Kennedy (Head Softball Coach).....	341-4968	Nick White (Intramurals Director).....	341-7593

2012 SEASON PREVIEW



After posting its first winning season since 2008 last fall, Missouri S&T's goal for the 2012 campaign is not only to finish on the plus side of the ledger again, but to contend for the first Great Lakes Valley Conference football championship.

With the GLVC sponsoring football for the first time this fall, the Miners come into the season figuring to be one of the top contenders for the title. But in order to reach that goal, they need to stay injury-free and make improvements in some key areas, some of them that did better their numbers a season ago.

"One of the biggest things we did last year was improve in the turnover battle," said S&T head coach David Brown. "We went from 102nd in turnovers lost to a tie for seventh in that category. However, we have to get more on the defensive side and with an improved secondary, I think we'll be able to do a better job of complimenting our pass rush."

The 2012 Miners will be an experienced group with 20 seniors dotting the roster and with 20 returning juniors on top of that, a number of players who have seen plenty of playing time as Miners possess many of the top two lines of S&T's pre-season depth chart.

The Miners will begin their season at home for the first time since 2007 when they host Oklahoma Panhandle State on Sept. 1 at Allgood-Bailey Stadium. Following a Thursday night road game at Arkansas Tech, S&T will begin its inaugural GLVC season Sept. 15 at McKendree. Back-to-back home tilts with Kentucky Wesleyan and Indianapolis will follow, then the Miners will play twice at home in October against William Jewell and Urbana.



Josh Firm threw for 1,826 yards and 14 touchdowns in his first season as the Miners' starting quarterback.

Quarterbacks

With a full season under his belt, Josh Firm has a solid hold on the starting quarterback position for Missouri S&T as the 2012 season nears. What falls in behind Firm on the depth chart, however, is where some real competition is expected to take place.

Following a season in which he threw for 1,826 yards and 14 touchdowns, Firm heads into the season as the starter as confirmed by Brown. He followed that up in the spring game by throwing for 227 yards on 16 completions.

"Josh played well for us last fall and has had a great off-season," Brown said of his quarterback who completed 150 of his 288 throws in 2011 with only four interceptions.

We look to continue to take care of the football and that was definitely one our strengths in 2011," Brown said. "Finishing drives with points is always a point of emphasis and we will continue to work to improve in that area."

However, Firm is only quarterback on the roster with game experience at the collegiate level.

The competition for the backup role begins with two redshirt freshmen, Evan Merz and Reed Brown. Merz, who stands 6-6, was good on eight of his 16 passes in the spring game while Brown did not take part in that contest as he was playing on the S&T baseball team at the time.

Another newcomer to the Miner roster in the spring, Kyle Livengood, did play in the spring contest and was 10-of-17 passing for 98 yards after coming from Missouri Valley College.

S&T is also looking at a pair of talented freshman to compete for the No. 2 spot at quarter back in Peter Simpson and Logan Fitch. Simpson, a product of St. Louis' Lindbergh High School, threw 20 touchdown passes as a senior and 39 in two years as the Flyers' starting quarterback, while Fitch, who comes to S&T from Columbia's Hickman High School, was a mobile signalcaller who threw for nearly 1,000 yards as a senior.

Running Backs

Despite losing their top rusher from the 2011 season, Missouri S&T will bring a deep stable of running backs into the 2011 season.

With the loss of Ryan Taylor – who ran for 625 yards and seven touchdowns last year – along with three others who ranked among the team's top five runners in terms of yardage last fall, one would think the Miners would be a bit thin this area. But as the spring game showed, there's plenty for Brown to be optimistic about with regards to the running game.

The one returner among the top five rushers in 2011 is Curterris Golden, a senior who scored seven times and ran for 472 yards last season. Golden comes into the 2012 campaign less than 500 yards away from the top 10 on the all-time rushing list at Missouri S&T.

"Curterris has had many memorable runs during his career," Brown said. "He is a player that we feel can set the tone for our running game as he battles for yardage on every carry."



Behind Golden is junior Anthony Moore, who had 29 carries in a limited role as a freshman, but spent his sophomore season playing in the secondary. He will be joined by redshirt freshman Scott Hendricks, who had an impressive spring outing and is arguably the fastest player on the Miner roster.

Anthony had a good spring and is expected to contribute this fall," Brown said. "Scott is an explosive player that had a good spring. It's not likely that he'll get caught from behind once he gets into the open field."

Three freshmen – David Hughes II, Tyler Dawidowski and Brent LaPietra, who threw for Missouri S&T's track team last spring -- will also compete for time at the running back position.

Wide Receivers/Tight Ends

While there may be inexperience in the second and third levels of the depth chart at quarterback and running back, the same can't be said at the wide receiver and tight end positions, where Missouri S&T has a bevy of players that have already contributed to the team's success in the past year.

At wideout, the Miners bring back their top four pass catchers from the 2011 season, led by senior Smook Thomas. Thomas, who earned first-team all-conference honors in the Great Lakes Football Conference as both a receiver and kick returner last fall, caught a team-high 52 passes for 675 yards and already ranks among the top 10 in school history for receptions. Thomas should also reach the top 10 for receiving yards early in the 2012 campaign.

"Smook Thomas will end his career as one of our all-time greats," said Brown. "He is a special player to watch. He is a threat to score whenever he touches the ball. He is also an extremely hard worker that sets a great example for his teammates."

After a slow start in 2011, Joseph Hyman finished as S&T's second-leading pass catcher with 25 for 401 yards and six touchdowns – with all of the scoring catches coming in the second half of the season. Hyman and Thomas will be joined at wide receiver by senior Kevin Dillon, who also caught 25 balls a year ago and Leon Moody, a talented sophomore who had 20 catches in his first season as a Miner.

"Hyman has big play ability and had a strong second half of the season, which he carried into the off-season. He does a great job of attacking the football when it is in the air.

"Kevin Dillon is healthy and ready for a great senior season," Brown added. "He has been a consistent deep threat throughout his career. Leon Moody is one of the hardest working guys on the team. He is very dependable. He'll be there to make plays when called upon."

Dillon had a 72-yard scoring catch last year in the Miners' victory over Lindenwood, matching the longest touchdown reception for a Miner in 2011 with returner Nick Taylor, who will add depth at that position with returners Adam Clark, Danny Fishkind and Clay Kinman. Redshirt freshman Marc-Alan Tucker and incoming freshman Jaren Underwood are also expected to contend for playing time.

At tight end, Ian Kreher made a successful transition to the offensive side of the football in 2011 and enters the season as the projected starter. Kreher finished with only four receptions, but did a solid job in the blocking department as the Miners had their highest rushing average in four seasons last fall.

"Ian Kreher had a good junior year and we look for him having an even better senior year," Brown said. "He is a tough physical football player and makes that known every time he steps on the field."

S&T has plenty of experience back at tight end as well with the return of Jon Pischak, Alex Leach and Jake Giljum – who scored touchdowns on both of his pass receptions last season – as well as redshirt freshman Cody Burgess, who Brown noted could play a big role in the offense this fall.

Offensive Line

The key to any successful offense begins with the play of its offensive line. And the more experience that line has, the better the chances for success lie.

In the case of Missouri S&T's offensive line for the upcoming 2012 season, it is one where a lot of good things can happen with eight of the 10 players on the pre-season two-deep having seen a good deal of playing time in their careers as Miners.

Last season, the Miners averaged 141.2 yards per game on the ground, which was possible due to a line that produced two all-conference performers in center Pat Lang and guard Michael Underbrink. Lang, a senior, was named as the Great Lakes Football Conference's "Offensive Lineman of the Year," while Underbrink had a solid junior season right next to him.

The Miners could have as many as four past all-league players along the offensive line this fall with return of tackle Matt Mast and guard Brian Peterson, both of whom were sidelined for the 2011 season due to injuries.

"We're happy to have veterans like Pat Lang, Mike Underbrink, Brian Peterson and Matt Mast back," said S&T head coach David



Smook Thomas led the Miners in receiving and earned all-conference honors in that capacity and as a kick returner following the 2011 season.

2012 SEASON PREVIEW



Brown. "They all have great work ethics and have played a lot of good football. They'll play a large role in our pursuit of the league championship."

In addition to the four aforementioned players, the Miners also have experienced hands back in senior center Malcolm Booth and sophomores Forrestal Hickman – who made the Miners' starting lineup as a freshman at tackle – and Mark Parra and Zach Hargrove. Newcomer Collin Powers, a transfer from Glendale Community College, will also bring collegiate experience to the unit.

"Forrestal Hickman and Mark Parra had very productive freshman seasons," Brown said. "They are fighting to be fixtures at our tackle positions for years to come. Collin Powers can play guard or tackle and will be in the mix for a starting position. Hargrove has big time ability. He is a hard worker and should be a dominant player for us."

Returning letterman Tom Schneider will also be in competition for a role on the offensive line as will redshirt freshman Vince Fricke and newcomer Sam Knesel.

"There will be a lot of competition for playing time along the offensive line. We have a good number of seniors mixed with young guys that played a lot last fall," Brown said.



Pat Lang, the "Offensive Lineman of the Year" in the Great Lakes Football Conference in 2011, anchors an experienced Miner offensive line.

Defensive Line

Heading into the 2011 season, one of the areas Brown wanted to see improvement in were the numbers on the defensive side of the football – namely the quarterback sacks, rushing yards allowed and turnovers created.

After improving the sack total from 18 to 34, the rushing yards from 207.9 to 118.8 and going from forcing only 17 turnovers at a minus eight ratio to forcing 20 at a plus six rate, it would be safe to say that mission was accomplished as the numbers helped S&T to a 6-5 record in 2011.

As for 2012, the goal is for continued improvement to give the Miners a chance to contend for the first Great Lakes Valley Conference football title – and it all begins with the play on the defensive line.

It is an experienced unit S&T will put on the field this fall, with returning lettermen dotting spots all along the line on the two-deep heading into the fall practice season.

"Experience is the key upfront for us in 2012," Brown said. "Freddy Dugard, Jimmy Barnhart, Eddie Rascon, and Josip Juric have played a lot of quality reps for us and should give us a good starting point this fall."

Dugard and Barnhart, both juniors, had eight sacks apiece to lead the Miners in that category last fall and return to their starting position as bookend defensive ends in the Miner scheme. Rascon, who saw most of his playing time at end as well last season, will move inside alongside Juric, a sophomore who was an honorable mention all-conference performer a season ago.

Not only do the Miners have experience in the projected starting group, but also in the second and third lines of the depth chart as well. At the defensive end positions, S&T brings back lettermen Quinton Robinson and Dan Mauszycki, with returner Jacob Nutt and redshirt freshmen A.J. Warren and Jeff Deason also competing for spots.

Returning lettermen Jon Vance – a solid special teams player as well for S&T – and Geoff Correnti along with redshirts Steve Martin and Austin Terry and transfer Daleroy Davey will also be in the mix at defensive tackle.

Linebackers

One of the keys to Missouri S&T's success on the defensive side of the ball last fall was the play of its linebacker corps and with that group relatively intact for the upcoming 2012 season, Brown feels the Miner defense can take a huge leap forward this season.

It begins with two juniors – Chris Emesih and Chris Horn – who have been two-year starters for the Miners. Emesih recorded a team-high 100 tackles during his sophomore season, including eight for a loss, while Horn had 43 tackles and a pair of interceptions. Both players were selected to the Great Lakes Football Conference's all-league team as first-team selections after the 2011 season.

"Emesih and Horn are two cornerstones of our defense," Brown said. "Emesih can run and hit with the best of them, while Horn knows our defense as well as anyone and is one of the most technically sound players in our program.

"However, we'll need some surprises from other returners and newcomers in order for this group to be as good as it should be," Brown added.

Three returning letterwinners – junior Dalton Gillispie and sophomores Jake Schneider and Nick Kruse – figure to be in the mix at the inside linebacker spots. In addition, redshirt freshmen Chance Alexander could also contend for playing time.

The third linebacker position will also be manned by an all-league performer from 2011, as senior Jordan Pulou landed honorable mention All-GLFC honors after finishing with 33 tackles and followed that with a strong spring season in Brown's opinion.

2012 SEASON PREVIEW



Brown was also pleased with the play this spring from Zach Melber, while returners Lonell Jones, who missed the second half of the season with an injury and Ryan Morse will also push for significant playing time.

One of the Miners' incoming freshmen, Rob Cidlik, has a chance to also work into the rotation this season according to Brown.

Secondary

The one area on defense where Missouri S&T was hit hard by graduation was in the secondary, as three of the four starters on opening day last season completed their eligibility. But with injuries affecting a couple of those players during the year, it did allow an opportunity for others to gain experience, giving Brown a good outlook for that unit for the upcoming 2012 season.

Sean Martin, the lone returning starter from the beginning of last year, is back at one of the cornerback spots after leading the Miners with four interceptions in 2011. Martin will be joined at the cornerback spot by Naeem Forrester, a transfer from Pittsburg State who recorded 31 tackles and an interception last fall for the NCAA Division II national champions and Mark Hopkins, who returns to the Miner squad after missing the 2011 season.

In 2010, Hopkins was a first-team All-GLFC selection at cornerback and was also one of the nation's top punt returners, averaging better than 20 yards per return.

Returning sophomore Dawan Ferguson and redshirt freshman Khalan King will also contend for roles at the corner position.

At safety, the Miners will have two new starters in senior Billy Foster and sophomore Chris McKay. Foster had 24 tackles and an interception during his first season in a Miner uniform, while McKay added 14 stops and positioned himself in the starting lineup with a solid showing during spring drills.

"Foster and Forrester are expected to be big time playmakers for us this fall," Brown said. "Sean Martin returns after a solid 2011 season where he led the team in interceptions and McKay had a good offseason and earned the starting free safety position after spring ball."

Behind Foster and McKay, the Miners have returners Albert Yemitan, Brindin Jordan and Ryan Veatch, as well as newcomer Corey Reuter and redshirt freshman Payton Jimison who will contend for playing time.

"This is a group that must prevent big plays and create more turnovers," Brown said. The Miners improved their number of turnovers gained last year, but with 20, gained only four more than they did in 2011.



Sean Martin led the Miners in interceptions in 2011 and is expected to be a key member of the Miner secondary.

Special Teams

After some shuffling in the kicking game last season, Missouri S&T head coach David Brown is hoping for more stability in that area in the upcoming 2012 season. The Miners employed two kickers and two punters a season ago, with hopes that the experience gained will allow someone to take firm control of those spots this fall.

Adam Peden took over as the Miners' placekicker during the second half of the season and was successful on all 23 of his extra point attempts, while making three of six field goal attempts which included a 45-yard kick. Cole Wassner averaged 37 yards on 28 punt attempts.

The duo shared those duties with Will Morrison a year ago; Morrison averaged 35.2 yards per punt, made four of his six field goal attempts and has handled the Miners' kickoff duties over the last year. However, Morrison recently decided to withdraw from the squad due to injury issues and in turn, leaves little experience in the backup spots at both kicking positions.

"Peden and Wassner all have quality game experience," Brown said. "Adam came on last season and took over our place kicking duties with a lot of success; he has a great work ethic. Wassner has a leg up on the punting job, but we expect to have some good competition at both positions."

Wassner, along with returning squadmember David Druse and incoming freshman Brennan Kristek and Logan Turk will compete for the placekicking job. Kristek will also compete for the punting role this fall.

The long snapping duties will likely involve a competition between returners Jon Vance, Geoff Correnti and Jordan Pulou.

In terms of the return game, the Miners have several dynamic players that can fill those roles. Smook Thomas averaged better than 10 yards per punt return a year ago, while Mark Hopkins, who sat out the 2011 season, ranked among the NCAA Division II leaders in that category in 2010 at 20.5 yards per return.

"Smook has had many exciting returns during his career and Hopkins is back in the fold, so we hope that they will be able to recreate the dynamic duo that they had going for us in 2010," Brown said. "They are both sure-handed and are threats to make a big play on every return."

Leon Moody and Scott Hendricks could also be contributors in the punt return game.

S&T lost its top kickoff returner in terms of average a year ago in Mike Wilson (23.8 per runback) and is counting on sophomore Nick Taylor, who averaged 18.6 yards a return, Hopkins and Hendricks to help fill the void. Incoming freshman David Hughes II will also contend for that role this fall.

2012 MINER ROSTER



NO.	NAME	POS.	HT.	WT.	YR.	HOMETOWN/PREVIOUS SCHOOL
1	Corey Reuter	DB	6-2	185	Fr.	Columbia, Mo./Rock Bridge HS
2	Anthony Moore	RB	5-8	190	Jr.	Hazelwood, Mo./McCluer HS
3	Smook Thomas	WR	5-9	180	Sr.	Quincy, Fla./East Gadsden HS
4	Joseph Hyman	WR	6-0	190	Sr.	Los Angeles, Calif./West Los Angeles College
5	Leon Moody	WR	5-10	185	So.	St. Louis, Mo./DeSmet Jesuit HS
6	Marc-Alan Tucker	WR	6-2	190	Fr.-R	Raytown, Mo./Raytown South HS
7	Nick Taylor	WR	6-3	195	So.	Wichita, Kan./Southeast HS
7	Joel Cardin	LB	5-10	170	Fr.	St. Louis, Mo./Lutheran North HS
8	Clay Kinman	WR	6-2	210	Jr.	Carthage, Mo./Carthage HS
9	Billy Foster	DB	5-9	190	Sr.	Antioch, Calif./Los Medanos College
10	Evan Merz	QB	6-6	230	Fr.-R	O'Fallon, Mo./St. Dominic HS
10	Naeem Forrester	DB	6-1	203	Sr.	Los Angeles, Calif./Pittsburg State Univ.
11	Darrell Walker	DB	5-10	170	So.	Kansas City, Kan./Washington HS
11	Jake Fortin	QB	5-9	170	Fr.	Kansas City, Mo./Archbishop O'Hara HS
12	Josh Firm	QB	6-2	200	Sr.	Lancaster, Calif./Antelope Valley College
12	Sean Martin	DB	5-9	170	Jr.	South Holland, Ill./Seton Academy
13	Reed Brown	QB	5-11	190	Fr.-R	Rogers, Ark./Heritage HS
13	Carlton Westbrook	DB	5-10	175	Sr.	Centralia, Ill./Centralia HS
14	Chris Emesih	LB	6-0	210	Jr.	Houston, Texas/Westfield HS
14	Peter Simpson	QB	6-1	185	Fr.	St. Louis, Mo./Lindbergh HS
15	Chris Horn	LB	6-1	205	Jr.	Tulsa, Okla./Washington HS
15	Logan Fitch	QB	6-2	205	Fr.	Columbia, Mo./Hickman HS
16	Kyle Livengood	QB	6-5	210	Fr.-R	Tarkio, Mo./Missouri Valley College
17	Isaiah Culver	WR	5-10	185	Jr.	Lancaster, Calif./Antelope Valley College
18	Adam Clark	WR	6-0	205	Sr.	Inglewood, Calif./West Los Angeles College
19	Curterris Golden	RB	5-8	190	Sr.	Chicago, Ill./John Hope HS
20	Khalan King	DB	5-9	170	Fr.-R	St. Peters, Mo./Fort Zumwalt East HS
21	Dawan Ferguson	DB	5-9	170	So.	St. Louis, Mo./Riverview Gardens HS
22	David Hughes II	RB	5-8	185	Fr.	Detroit, Mich./University of Detroit Jesuit HS
22	Jack Miller	LB	5-10	180	Fr.	Casa Grande, Ariz./Union HS
23	Zenel Hudson	DB	5-9	190	Fr.	Bayshore, N.Y./Milford Academy
24	Adam Peden	PK	5-10	170	Jr.	Bloomington, Ill./Bloomington HS
25	Mark Hopkins	DB	5-11	185	Jr.	Chicago, Ill./Whitney Young HS
26	Albert Yemitan	DB	6-0	195	So.	Houston, Texas/Western Illinois Univ.
27	Brindin Jordan	DB	6-0	190	Sr.	Lee's Summit, Mo./Independence CC
28	Scott Hendricks	RB	5-8	175	Fr.-R	Kechi, Kan./Maize HS
29	Chris McKay	DB	6-1	210	So.	Flint, Mich./Carman-Ainsworth HS
30	Lonnell Jones	LB	5-11	215	Sr.	Kansas City, Mo./Ruskin HS
31	Jake Schneider	LB	6-0	195	So.	St. Charles, Mo./Francis Howell North HS
32	Jake Harlan	DB	5-11	185	Fr.	St. James, Mo./John F. Hodge HS
33	Chris Kennard	WR	5-9	170	Fr.	Plano, Texas/Parish Episcopal HS
34	Nick Kruse	LB	6-1	190	So.	Cuba, Mo./Cuba HS
35	Tyler Dawidowski	RB	5-9	185	Fr.	Imperial, Mo./Windsor HS
36	Zach Melber	LB	6-0	215	So.	St. Louis, Mo./Oakville HS
37	Payton Jimison	DB	5-9	170	Fr.-R	Rogers, Ark./Rogers HS
38	Dalton Gillispie	LB	5-10	190	Jr.	Mason, Ohio/Mason HS
39	Brent LaPietra	RB	6-0	215	Fr.-R	Lee's Summit, Mo./Lee's Summit HS
40	David Price	DL	6-3	230	Fr.	Lapeer, Mich./Lapeer West HS
41	Ian Kreher	TE	6-1	238	Sr.	Warrensburg, Mo./Warrensburg HS
42	Chance Alexander	LB	6-2	195	Fr.-R	Harrisonville, Mo./Harrisonville HS
43	Ben Matthews	WR	5-10	175	Fr.	Platte City, Mo./Platte County HS
44	Jordan Pulou	LB	6-0	210	Sr.	Magna, Utah/New Mexico Military Institute
45	Dustin Schindler	TE	6-5	230	Fr.	Waterford, Wis./Waterford HS
45	Mike Leibovitz	LB	6-0	203	Fr.	New Lenox, Ill./Lincoln-Way Central HS
46	Rob Cidlik	LB	6-1	210	Fr.	Eureka, Mo./Eureka HS
47	Will Brown	DB	6-0	180	Jr.	Hazelwood, Mo./Hazelwood West HS
48	Quintin Robinson	DL	5-11	210	Sr.	Dodge City, Kan./Dodge City CC
49	Ryan Morse	LB	6-2	210	Sr.	Overland Park, Kan./Blue Valley NW HS
50	Pat Lang	OL	6-1	285	Sr.	Pago Pago, Am. Samoa/N.M., Military Inst.
51	Geoff Correnti	DL	6-1	265	So.	Bowling Green, Mo./Bowling Green HS
52	Steve Martin	DL	6-1	240	Fr.-R	St. Louis, Mo./Christian Brothers College HS
53	Brian Peterson	OL	6-5	265	Sr.	Jacksonville, Ill./Jacksonville HS
54	Freddy Dugard	DE	6-1	220	Jr.	Queens Village, N.Y./St. Francis Prep
55	Jimmy Barnhart	DE	6-1	240	Jr.	Union, Mo./Union HS
56	Zach Hargrove	OL	6-3	340	So.	Tulsa, Okla./Edison HS
57	Andrew Masters	DL	6-2	210	Fr.	Kearney, Mo./Kearney HS
58	Taylor Heavirland	LB	6-0	205	Fr.-R	Whitefish, Mont./Glacier HS

2012 MINER ROSTER



NO.	NAME	POS.	HT.	WT.	YR.	HOMETOWN/PREVIOUS SCHOOL
59	Matt Fazio	LB	5-11	200	Fr.	O'Fallon, Mo./Fort Zumwalt West HS
60	Sam Knesel	OL	6-1	290	Fr.	St. Louis, Mo./St. Louis University HS
61	Mark Parra	OL	6-6	280	So.	Miami, Fla./Palmetto HS
62	Marcellus Corbin	OL	6-4	280	Fr.	Independence, Mo./Truman HS
63	Zachary Martens	OL	6-1	280	Fr.	Apple Valley, Minn./Apple Valley HS
64	Edward Nylander	DL	5-11	250	Fr.-R	Jefferson City, Mo./Jefferson City HS
65	Malcolm Booth	OL	6-4	280	Sr.	Little Rock, Ark./Catholic HS
66	Forrestal Hickman	OL	6-8	305	So.	Holton, Kan./Holton HS
67	Offie Adams	OL	6-0	265	Jr.	St. Louis, Mo./Hazelwood East HS
70	Matt Mast	OL	6-3	270	Sr.	Springfield, Ill./Sacred Heart Griffin HS
71	Delancey Rougely	OL	6-4	330	Fr.-R	Waynesville, Mo./Waynesville HS
73	Tom Schneider	OL	6-2	285	So.	Bloomfield Hills, Mich./Brother Rice HS
74	Troy Cooper	DL	6-0	240	Fr.	Belgrade, Mo./Valley R-6 HS
75	Collin Powers	OL	6-5	280	Jr.	Glendale, Ariz./Glendale CC
76	Ryan Grigsby	OL	6-3	300	Sr.	Los Angeles, Calif./West Los Angeles College
77	Vince Fricke	OL	6-4	280	Fr.-R	St. Charles, Ill./St. Charles North HS
78	Michael Underbrink	OL	6-2	280	Sr.	Richardson, Texas/Berkner HS
79	Derek Spurgeon	OL	6-5	280	Fr.	Rolla, Mo./Rolla HS
80	Jaren Underwood	WR	6-1	180	Fr.	Mascoutah, Ill./Mascoutah HS
81	Kevin Dillon	WR	6-3	190	Sr.	Plano, Texas/Plano East HS
82	Danny Fishkind	WR	6-0	180	Jr.	Dallas, Texas/Plano West HS
83	John Pischak	TE	6-4	235	Jr.	Arlington Heights, Ill./Buffalo Grove HS
84	Logan Turk	PK	5-11	165	Fr.	Moberly, Mo./Moberly HS
85	Justin Lineback	WR	6-4	180	Fr.	St. James, Mo./John F. Hodge HS
85	Brennan Kristek	PK/P	5-10	165	Fr.	Waynesville, Mo./Waynesville HS
86	David Druse	PK	5-9	170	Fr.-R	Coal City, Ill./Coal City HS
87	Cody Burgess	TE	6-5	250	Fr.-R	Cuba, Mo./Cuba HS
88	Alex Leach	TE	6-3	230	Jr.	Liberty, Mo./Liberty HS
89	Jake Giljum	TE	6-3	240	So.	St. Louis, Mo./Bishop DuBourg HS
90	Dale Davey	DL	6-3	235	So.	Kansas City, Kan./Hutchinson CC
91	Jon Vance	LB	5-9	210	So.	Marshalltown, Iowa/Marshalltown HS
92	Josip Juric	DL	6-2	260	So.	West Des Moines, Iowa/Dowling Catholic HS
93	A.J. Warren	DL	6-2	245	Fr.-R	Columbia, Mo./Rock Bridge HS
95	Jacob Nutt	DE	6-2	220	So.	Pacific, Mo./Pacific HS
96	Brice Caldwell	TE	6-1	215	Fr.	Palmyra, Mo./Palmyra HS
97	Cole Wassner	PK	6-1	210	Jr.	Quartz Hill, Calif./Antelope Valley College
98	Dan Mauszycki	DL	6-4	240	So.	Gardner, Kan./Gardner-Edgerton HS
99	Eddie Rascon	DE	6-2	240	Jr.	Canutillo, Texas/N.M. Military Institute

(Roster as of August 20, 2012)

Missouri S&T Alphabetical Football Roster

























Offie Adams..... 67	Chris Emeish 14	Zenel Hudson 23	Sean Martin 12	Jordan Pulou 44
Chance Alexander 42	Matt Fazio 59	David Hughes II 22	Steve Martin 52	Eddie Rascon 99
Ethan Atwood 84	Dawan Ferguson 21	Joseph Hyman 4	Matt Mast 70	Corey Reuter 1
Jimmy Barnhart 55	Josh Firm 12	Payton Jimison 37	Andrew Masters 57	Quintin Robinson 48
Malcolm Booth 65	Danny Fishkind 82	Lonnell Jones 30	Ben Matthews 43	Delaney Rougely 71
Reed Brown 13	Logan Fitch 15	Brindin Jordan 27	Dan Mauszycki 98	Dustin Schindler 45
Will Brown 47	Naeem Forrester 10	Josip Juric 92	Chris McKay 29	Jake Schneider 31
Cody Burgess 87	Jake Fortin 11	Chris Kennard 33	Zach Melber 36	Tom Schneider 73
Brice Caldwell 96	Billy Foster 9	Khalan King 20	Evan Merz 10	Peter Simpson 14
Joel Cardin 7	Vince Fricke 77	Clay Kinman 8	Jack Miller 22	Derek Spurgeon 79
Rob Cidlik 46	Jake Giljum 89	Sam Knesel 60	Leon Moody 5	Nick Taylor 7
Adam Clark 18	Dalton Gillispie 38	Ian Kreher 41	Anthony Moore 2	Smook Thomas 3
Troy Cooper 74	Curterris Golden 19	Brennan Kristek 85	Ryan Morse 49	Marc-Alan Tucker 6
Marcellus Corbin 62	Ryan Grigsby 76	Nick Kruse 34	Jacob Nutt 95	Logan Turk 48
Geoff Correnti 51	Zack Hargrove 56	Pat Lang 50	Edward Nylander 64	Michael Underbrink 78
Isaiah Culver 17	Jake Harlan 32	Brent LaPietra 39	Mark Parra 61	Jaren Underwood 80
Dale Davey 90	Taylor Heavirland 58	Alex Leach 88	Adam Peden 24	Jon Vance 91
Tyler Dawidowski 35	Scott Hendricks 28	Mike Leibovitz 45	Brian Peterson 53	Darrell Walker 11
Kevin Dillon 81	Forrestal Hickman 66	Justin Lineback 85	John Pischak 83	A.J. Warren 93
David Druse 86	Mark Hopkins 25	Kyle Livengood 16	Collin Powers 75	Cole Wassner 97
Freddy Dugard 54	Chris Horn 15	Zachary Martens 63	David Price 40	Carlton Westbrook 13
				Albert Yemitan 26

MISSOURI S&T FOOTBALL 2012















2012 PRE-SEASON DEPTH CHART



OFFENSE

		Left Tackle 66 Forrestal Hickman, 6-8, 305, So. 75 Collin Powers, 6-5, 280, Jr.
		Left Guard 78 Michael Underbrink, 6-2, 280, Sr. 77 Vince Fricke, 6-4, 280, Fr.-R
		Center 50 Pat Lang, 6-1, 285, Sr. 65 Malcolm Booth, 6-4, 280, Sr.
		Right Guard 56 Zach Hargrove, 6-3, 340, So. 53 Brian Peterson, 6-5, 265, Sr.
		Right Tackle 70 Matt Mast, 6-3, 270, Sr. 61 Mark Parra, 6-6, 280, So.
		Tight End 41 Ian Kreher, 6-1, 238, Sr. 83 John Pischak, 6-4, 235, Jr.
		Wide Receiver 81 Kevin Dillon, 6-3, 190, Sr. 6 Marc-Alan Tucker, 6-2, 190, Fr.-R
		Wide Receiver 3 Smook Thomas, 5-9, 180, Sr. 5 Leon Moody, 5-10, 185, So.
		Wide Receiver 4 Joseph Hyman, 6-0, 190, Sr. 7 Nick Taylor, 6-3, 195, So.
		Quarterback 12 Josh Firm, 6-2, 200, Sr. 13 Reed Brown, 5-11, 190, Fr.-R OR 10 Evan Merz, 6-6, 230, Fr.-R
		Running Back 19 Curterris Golden, 5-8, 190, Sr. 2 Anthony Moore, 5-8, 190, Jr.
		Placekicker 24 Adam Peden, 5-10, 170, Jr. 97 Cole Wassner, 6-1, 210, Jr.

DEFENSE

		Defensive End 55 Jimmy Barnhart, 6-1, 240, Jr. 98 Dan Mauszycki, 6-4, 240, So.
		Defensive Tackle 99 Eddie Rascon, 6-3, 240, Jr. 91 Jon Vance, 5-9, 210, So.
		Defensive Tackle 92 Josip Juric, 6-2, 260, So. 51 Geoff Correnti, 6-1, 265, So.
		Defensive End 54 Freddy Dugard, 6-1, 220, Jr. 48 Quintin Robinson, 5-11, 210, Sr.
		Linebacker 14 Chris Emesih, 6-0, 210, Jr. 38 Dalton Gillispie, 5-10, 190, Jr.
		Linebacker 55 Chris Horn, 6-1, 205, Jr. 31 Jake Schneider, 6-0, 195, So.
		Linebacker 44 Jordan Pulou, 6-0, 210, Sr. 36 Zach Melber, 6-0, 215, So.
		Cornerback 12 Sean Martin, 5-9, 170, Jr. 25 Mark Hopkins, 5-11, 185, Jr.
		Cornerback 10 Naeem Forrester, 6-1, 203, Sr. 21 Dawan Ferguson, 5-9, 170, So.
		Safety 9 Billy Foster, 5-9, 190, Sr. 26 Albert Yemitan, 6-0, 195, So.
		Free Safety 29 Chris McKay, 6-1, 210, So. 1 Corey Reuter, 6-2, 185, Fr.
		Punter 97 Cole Wassner, 6-1, 210, Jr. 24 Adam Peden, 5-10, 170, Jr.



Offie Adams

67



Offensive Line

6-0, 265, Jr.
St. Louis, Mo.
Hazelwood East HS

Plays on the offensive line and saw a good deal of playing time in that role in 2011...appeared in three games in 2010 after redshirting in 2009...started on both lines for the Missouri Class 5 state champions in 2008, playing at all three offensive line spots as well as at defensive tackle and end...was an honorable mention all-conference selection in the Suburban North Conference.

Personal: Attended Hazelwood East High School, where his coach was Mike Jones...son of Offie, Jr., and Dorothy Adams...majoring in electrical engineering.

Jimmy Barnhart

55



Defensive Line

6-1, 240, Jr.
Union, Mo.
Union HS

Named to the All-GLFC first team in 2011...tied for the team lead with eight quarterback sacks and led the Miners with 13 tackles for lost yardage...finished with 34 tackles, including 17 solo stops...had a season-high six tackles against William Jewell...was in on 20 tackles during the 2010 season, including 16 solo stops...had a season-high four tackles in three contests...was redshirted in 2009...was a first-team all-conference selection at Union High School after making 63 tackles last season which included two quarterback sacks...also saw playing time on the offensive line during his career...played on one of the top-ranked teams in Missouri Class 4 over the last two seasons.

Personal: Attended Union High School, where his coach was Brent Eckley...son of Joe and Sue Barnhart...majoring in mechanical engineering.

Malcolm Booth

65



Linebacker

6-4, 280, Sr.
Little Rock, Ark.
Catholic HS

Returning letterman who will compete for playing time along the offensive line...has seen playing time during the last three campaigns after a redshirt year in 2008...was classified as one of the Top 60 recruits in the state of Arkansas following the 2007 season...earned all-state honors as an offensive lineman.

Personal: Attended Catholic High School, where his coach was Richard Cochran...son of Thomas and Kim Booth...majoring in petroleum engineering.



Jimmy Barnhart

PROFILES: RETURNING LETTERMEN



Adam Clark

Will Brown

47



Defensive Back


6-0, 180, Jr.
Hazelwood, Mo.
Hazelwood West HS

Returns to the Miner squad after sitting out the 2011 season...will compete for a role in the secondary... recorded 15 tackles (11 solo) during the 2009 campaign, the last in which he played at S&T...was redshirted in 2008...was selected as the defensive most valuable player on his high school team following the 2007 season and was named honorable mention all-conference in the Suburban North Conference...was also the recipient of the school's academic achiever award.

Personal: Attended Hazelwood West High School, where his coach was Keith Herring...son of Anissa Washington and William Brown and step-parents Marilyn Brown and Carl Washington...majoring in engineering at S&T.

Adam Clark

18



Wide Receiver

6-0, 205, Sr.
Inglewood, Calif.
West Los Angeles College

Saw playing time at both the running back and receiver positions during his first season at Missouri S&T...rushed for 80 yards and three touchdowns, while catching eight passes for 84 yards...scored two touchdowns in the season opener at Oklahoma Panhandle State and also scored at Drake...ran for a season-best 58 yards at OPSU and had his reception high of three against Saint Joseph's...transferred to Missouri S&T from West Los Angeles College...played two seasons at that school...was a first-team all-city selection as a quarterback and second-team at free safety at the high school level.

Personal: Attended University High School, where he was coached by E.C. Robinson...legal guardian is Frances Posey...majoring in psychology.

Geoff Correnti

51



Defensive Line

6-1, 265, So.
Bowling Green, Mo.
Bowling Green HS

Finished the 2011 season with four tackles...had a season-high of two stops against Midwestern State...redshirted in the 2010 season...will compete for a role at linebacker this fall...earned first-team all-state, all-district and all-conference honors at the linebacker and center positions following his senior year, one in which he finished with 66 solo tackles and over 10 per game on defense...helped lead Bowling Green to the Missouri Class 3 state championship game and anchored an offensive unit that accumulated over 5,100 yards during the season.

Personal: Attended Bowling Green High School, where his coach was Jimmy Tucker...son of Sam and Judi Correnti...majoring in mining engineering at Missouri S&T.



Kevin Dillon

81



Wide Receiver

6-3, 190, Sr.
Plano, Texas
Plano East HS

Tied for second on the team in receptions in 2011 with 25 for 362 yards and three touchdowns...tied the Miners' longest touchdown reception of the season, covering 72 yards against Lindenwood... also had scoring catches against South Dakota School of Mines and William Jewell...had season highs of four catches for 65 yards against William Jewell...member of the GLFC's all-academic team for 2011... finished the 2010 season with 19 receptions for 244 yards and two touchdowns...caught a 23-yard scoring pass with 33 seconds left in regulation time to allow S&T to tie Kentucky Wesleyan; the Miners would win the game in overtime...had a season-high six receptions for 65 yards in that contest...had his other touchdown reception against Urbana...was named as the Great Lakes Football Conference's "Co-Freshman of the Year" after making 24 catches for 351 yards and six touchdowns during his first season on the field for the Miners...had three touchdown receptions as part of a six-catch game in S&T's win over Northwestern Oklahoma State...had 83 yards on three catches - including two for touchdowns - in the victory over Saint Francis (Ind.)...had season bests in catches (seven) and yards (90) against Lincoln, including one reception for a score...was redshirted in 2008... was the recipient of the Tom Kimbrough Unsung Hero Award following the 2007 season...was also an academic all-district and all-state selection in 2006 for a team that was a regional finalist.
Personal: Attended Plano East High School, where his coach was Johnny Ringo...son of Charles and Dianne Dillon... majoring in aerospace and mechanical engineering.



Freddy Dugard

Freddy Dugard

54




Defensive Line

6-1, 220, Jr.
Queens Village, N.Y.
St. Francis Prep

Named to the All-GLFC second team in 2011...finished fourth on the team in tackles with 37, including 21 solo stops and tied for the team lead with eight quarterback sacks...also made nine tackles behind the line of scrimmage for 47 yards in losses...had a season-high seven tackles against William Jewell and Urbana...had sacks in six of the Miners' 11 games in 2011 and also added a blocked kick...had a total of 34 tackles during the 2010 season as he appeared in all 11 games...posted a season-high six tackles in the win at Saint Joseph's, including a sack on the final play of the game to secure the victory... had three of his 8.5 tackles for lost yardage in that contest...finished with four sacks and also forced two fumbles...was redshirted for the 2009 season...had a successful career at St. Francis Prep Academy in New York...was a team captain at St. Francis Prep, earning all-league and all-city honors as a senior...was named as the defensive most valuable player in the Senior Bowl and as the team's most valuable player as a linebacker...also played at defensive end.
Personal: Attended St. Francis Prep Academy, where his coach was Vincent O'Connor...son of Frederick and Donna Dugard...majoring in mechanical engineering.

Chris Emesih

14



Linebacker

6-0, 210, So.
Houston, Texas
Westfield HS

Led the Miners with 100 tackles in the 2011 campaign to earn first-team All-GLFC honors...had a season-high 13 tackles against Oklahoma Panhandle State and South Dakota...reached double figures in the tackle department in five games...also had eight tackles for a loss and four pass breakups...recorded 37 tackles from his outside linebacker position during his first season with the Miners...played in all 11 games and had a season high of nine stops at Saint Francis... also had two quarterback sacks and 2.5 tackles for a loss...had games with five tackles against Urbana and Lincoln...played at both outside linebacker and free safety for his high school team and recorded 55 tackles with a sack and a forced fumble as a senior...was also a recipient of numerous academic awards, including academic all-district honors and an outstanding national achievement participant...competed in track and field, where he was a part of a state championship team in the 4x400-meter relay.
Personal: Attended Westfield High School, where his coach was Corby Meekins...son of Valentine and Angela Emesih...majoring in electrical engineering.

PROFILES: RETURNING LETTERMEN



Dawan Ferguson

21



Defensive Back

5-9, 170, So.
St. Louis, Mo.
Riverview Gardens HS

Finished 2011 with 19 tackles, including 10 solo stops as a member of the secondary...also had a blocked punt at Oklahoma Panhandle State and a tackle for a loss during the year...recorded a season-high five tackles against South Dakota School of Mines...came to S&T as a running back and was moved during his redshirt season...earned first-team all-conference honors in the Suburban North Conference, where he finished the 2009 season as the total yards leader with 1,533... finished fifth in the conference in rushing with 830 yards and finished fourth in receiving with 48 catches for 703 yards and eight touchdowns...scored 14 touchdowns overall in 2009...earned scholar-athlete awards at Riverview Gardens in football, basketball and track and field and was also the recipient of the All-American Scholar award. Personal: Attended Riverview Gardens High School, where his coach was Robert Hall...son of Alexander and Angela Ferguson...majoring in mechanical engineering.

Josh Firm

12



Quarterback

6-2, 200, Sr.
Lancaster, Calif.
Antelope Valley College

Starter at quarterback in 10 of the Miners' 11 games in 2011... completed 150-of-288 passes for 1,826 yards and 14 touchdowns during the season, while throwing just four interceptions...threw for a season-best 348 yards and four touchdowns against South Dakota School of Mines, completing 16-of-25 passes in that game...was 22-of-39 for 227 yards and two scores at Drake; completion total was his season high...named to the GLFC's all-academic team...transferred from Antelope Valley College in California, where he completed 265-of-506 passes during his two seasons for 3,244 yards and 25 touchdowns...set a school record with five touchdown throws in a game against Santa Monica during the 2009 campaign...played his high school football at Quartz Hill High School, where he was a two-time all-conference performer at quarterback and was named as his team's most valuable player following his senior year...was also named to the California Interscholastic Federation's Western Division squad after the 2008 campaign and earned three conference "Player of the Week" awards at Antelope Valley. Personal: Attended Quartz Hill High School, where his coach was Pat Degnan...son of John and Lauri Firm...majoring in engineering management at Missouri S&T.

Danny Fishkind

82



Wide Receiver

6-0, 180, Jr.
Dallas, Texas
Plano West HS

Had one catch for 11 yards during the 2011 season, which came against South Dakota School of Mines...will play a wideout spot for the Miners... redshirted in 2009...was an all-district selection after the 2008 season in which he made 34 receptions to lead Plano West... was also a member of the academic all-state team and was a two-time "Player of the Week" selection. Personal: Attended Plano West High School, where his coach was Mike Hughes...son of Mark and Karen Fishkind...majoring in petroleum engineering.

Billy Foster

9



Defensive Back

5-9, 190, Sr.
Antioch, Calif.
Los Medanos College

Returns to the secondary after a junior season in which he recorded 24 tackles, 17 of which were solo stops...also had a tackle for a loss, an interception and a fumble return of 33 yards...posted his seasonal high in tackles of five against William Jewell and Saint Joseph's, which making his interception at Kentucky Wesleyan...named to the GLFC's all-academic team...transfer from Los Medanos College...finished the 2010 season with 46 tackles, 29 of which were solo stops, with four tackles behind the line of scrimmage, one sack, eight pass breakups and two interceptions...earned all-conference honors in the Golden Gate Conference and was also an all-league selection at the high school level while playing linebacker at Deer Valley High School...was also selected as his team's co-most valuable player on defense. Personal: Attended Deer Valley High School, where his coach was Rich Woods...son of Bill Foster...majoring in business at Missouri S&T.



Jake Giljum

89



Tight End

6-3, 240, So.
St. Louis, Mo.
Bishop DuBourg HS

Returner at tight end who made two catches for nine yards in 2011... both of his receptions were good for touchdowns, which came at Drake and against Lindenwood...was redshirted for the 2010 season... was named as the top lineman in his conference in 2009 and was selected to the all-league team on both offense and defense...made 66 tackles, including 53 solo stops and had a league-high 11 quarterback sacks from his defensive end position...also played at tight end and caught 13 passes for 311 yards and three scores...named as a scholar-athlete at his school.

Personal: Attended Bishop DuBourg High School, where his coach was Jim Welby...son of Mark and Susan Gilyum...majoring in chemical engineering.

Dalton Gillispie

38



Linebacker

5-10, 190, Jr.
Mason, Ohio
Mason HS

Returner at linebacker who made three tackles last season...also plays on special teams...saw a good deal of playing time at linebacker during his freshman season...finished the year with 16 overall tackles, including 11 solo stops...had a season-high five tackles at Lincoln... played at safety in high school, where he was a two-year letterwinner...named as his team's most improved defensive player and was a three-time defensive player of the week...selected as a scholar-athlete at his school.

Personal: Attended Mason High School, where his coach was David Sedmak...son of Scott Gillispie and Lori Jones...majoring in business.



Curterris Golden

Curterris Golden

19



Running Back

5-8, 190, Sr.
Chicago, Ill.
John Hope HS

Finished second among the Miners with 472 yards on the ground in 2011 and led S&T with eight touchdowns, seven of which came in the rushing department...scored three of S&T's record-tying seven touchdowns on the ground in the win at Kentucky Wesleyan...scored touchdowns in five of the Miners' last six games a year ago...ran for a season-high 112 yards on 20 carries at KWC and also ran for 92 at Northwestern Oklahoma State...added nine catches for 102 yards and a touchdown...rushed for a team-high 369 yards on 108 carries in 2010...scored two touchdowns on the season, one of which was a game-winning one-yard run with 1:12 to play at Saint Joseph's...had a season-high 96 yards and a touchdown against Urbana...also caught nine passes for 77 yards during the year...finished third on the team in rushing with 306 yards on 54 carries as a redshirt freshman...had the Miners' only 100-yard game of the 2009 season with 111 on eight carries against Saint Joseph's and scored his only touchdown in that game on a 45-yard run...was an honorable mention all-Chicago area selection by the Sun-Times and was one of the top running backs in his conference as a senior.

Personal: Attended John Hope High School, where his coach was Jason Burns...son of Katie Watson...majoring in business.

PROFILES: RETURNING LETTERMEN



Ryan Grigsby

76



Offensive Line

6-3, 300, Sr.
Los Angeles, Calif.
West Los Angeles College

Was a starter on the offensive line for a portion of the 2011 season and is expected to contend for a starting spot this fall...transferred to Missouri S&T from West Los Angeles College, where he was a first-team all-conference selection in 2010 after earning second-team honors as a freshman...team averaged over 385 yards of total offense and 28.2 points per game in the 2010 season...was named as the school's student-athlete of the month...played on both lines at the high school level.

Personal: Attended Crenshaw High School, where he was coached by Robert Garrett...son of Jennifer Kynard...majoring in technical communications.

Zach Hargrove

56



Offensive Line

6-3, 340, So.
Tulsa, Okla.
Edison HS

Worked his way into the starting lineup during his freshman season with the Miners...became a starter at tackle for the last seven games of the year...was an all-state selection in Oklahoma following the 2010 season, as he was named to the Class 5A East squad...was a four-year letterman in football at Edison High School, starting for three seasons at the varsity level.

Personal: Attended Edison High School, where he was coached by Tim Cherry...son of Christian and Brooke Hargrove...majoring in mechanical engineering at Missouri S&T.



Forrestal Hickman

Forrestal Hickman

66



Offensive Line

6-8, 305, So.
Holton, Kan.
Holton HS

Earned a starting role over the final seven games of his freshman season for the Miners...was selected to the Kansas Class 4A all-state and all-conference team following the 2010 season as an offensive lineman, while being named honorable mention all-state on the defensive line...was named to play in the Kansas Shrine Bowl in July...was named as the most valuable player on the offensive line at the Schuman Combine in Iowa in the summer of 2010 after earning all-conference honors as a junior.

Personal: Attended Holton High School, where he was coached by Brooks Barta...son of Brian and Lisa Hickman...majoring in engineering at Missouri S&T.



Mark Hopkins

25



Defensive Back

5-11, 185, Jr.
Chicago, Ill.
Whitney Young HS

Returns to the Miners after sitting out the 2011 season...recorded 32 tackles during the 2010 campaign and had one pass breakup... ranked among the national leaders in punt returning during that season with an average of 20.5 yards per return; fell one return short of qualifying for the national championship in that category...also averaged 24.3 yards per kickoff return...named as the D2Football.com national "Special Teams Player of the Week" after a performance against Kentucky Wesleyan in which he set a school record with 167 yards in punt returns, including a 78-yard touchdown return that sparked a late comeback by S&T...also named that week as the GLFC's "Defensive Player of the Week"...ended the 2009 season with 53 tackles at his safety position, including 27 solo stops...had a season-high nine tackles against Saint Joseph's...had one interception on the year, which he returned a school record 96 yards for a touchdown in the season finale at Kentucky Wesleyan...expected to see most of his playing time at free safety...was an all-conference selection as a free safety and also earned pre-season all-city honors in the Chicago area...also served as a punt returner at the high school level.
Personal: Attended Whitney Young High School, where his coach was Tim Franken...son of Mark Hopkins, Sr. and Kimley Johnson...majoring in business.

Chris Horn

15



Linebacker

6-1, 205, Jr.
Tulsa, Okla.
Washington HS

Named to the All-GLFC first team in 2011...finished with 43 tackles from his linebacker position...had 16 solo tackles among his total, including two sacks and four tackles for a loss...also picked off passes against Drake and Kentucky Wesleyan...finished among the Miners' tackle leaders in the 2010 season with 58, including 38 solo stops... had a season-high 12 tackles at Saint Francis and added nine in the win at Saint Joseph's...also recorded a quarterback sack and four tackles for a loss, with three coming against Drake...had two pass breakups and a forced fumble...was redshirted in his first season with the Miners in 2009...was an all-district selection at the high school level, where he finished his senior year as the team's leading tackler as they won the Oklahoma Class 5A state title...was selected as his team's "defensive lineman of the year" following the 2008 season.
Personal: Attended Booker T. Washington High School, where his coach was Antwain Jimmerson...son of Christopher and Dina Horn...majoring in engineering.



Joseph Hyman

Joseph Hyman

4



Wide Receiver

6-0, 190, Sr.
Los Angeles, Calif.
West Los Angeles College

Transfer from West Los Angeles College who will contend for a starting role at wide receiver...was a standout receiver at the junior college level, catching 71 passes for 814 yards and 10 touchdowns, averaging 11.4 yards per reception in the 2010 season...was named six times as his team's "Player of the Game" and earned unanimous all-conference honors following the 2010 season...was an all-state and all-conference performer at Palisades High School.
Personal: Attended Palisades High School, where his coach was Kelly Loftus...son of Joseph and Lashaun Wilburn...majoring in technical communications.

PROFILES: RETURNING LETTERMEN



Lonnell Jones

30



Linebacker
5-11, 215, Sr.
Kansas City, Mo.
Ruskin HS

Returns to the Miners after missing the second half of the 2011 season with an injury...had 19 tackles, including 12 solo stops, before the season-ending injury...added two tackles for a loss and two pass breakups from his linebacker position...played in all 11 games in 2010 and finished with 52 tackles...had 37 solo stops and 4.5 tackles for a loss...also had a forced fumble, four pass breakups and an interception that was returned 38 yards at Saint Francis...had six tackles at the linebacker position in 2009 with three solo stops...had a season-high three tackles against Saint Francis (Ind.)...selected as his team's most valuable player in each of the last two seasons, was a second-team all-conference running back in both his junior and senior years...was a four-year member of the honor roll at his school...also competed in track and field and was a state qualifier as part of his school's 4x100-meter relay team in the spring of 2008.

Personal: Attended Ruskin High School, where his coach was Charles Lee...son of Kimberly Chism...majoring in business.

Brindan Jordan

27



Defensive Back
6-0, 190, Sr.
Lee's Summit, Mo.
Independence CC

Returns to the Miners who will compete for a role in the secondary in 2012... had four tackles during the 2010 season...posted a season-high of two stops at Saint Francis...had one tackle in the 2009 campaign...spent the 2008 season at Independence Community College...was an honorable mention all-district performer at the high school level in 2006, where he played quarterback, wide receiver and in the secondary...earned defensive "Player of the Week" honors during his senior year at Lee's Summit West...also earned all-state, all-district and all-league honors in track and field.

Personal: Attended Lee's Summit West High School, where his coach was Royce Boehm...son of Bryan and Janelle Jordan...majoring in history.

Josip Juric

92



Defensive Line
6-2, 260, So.
West Des Moines, Iowa
Dowling Catholic HS

Had a solid freshman season for the Miners as he earned honorable mention All-GLFC honors at defensive tackle...played in all 11 games and finished with 16 tackles...had a season-high three stops in three different contests...was a first-team all-conference and second-team all-state selection in the state of Iowa after finishing the 2010 season with 34 tackles - 25 of which were solo - and 15 tackles for lost yardage from his defensive tackle position...his high school team won the Iowa Class 4A state championship in 2010.

Personal: Attended Dowling Catholic High School, where he was coached by Tim Wilson...son of Zvrnko Yurich and Mira Juric...majoring in civil engineering at Missouri S&T.

Clay Kinman

8



Wide Receiver
6-2, 210, Jr.
Carthage, Mo.
Carthage HS

Finished the 2011 season with three receptions for 35 yards...had two of his catches against national power Midwestern State...missed the final eight games of the year due to an injury...appeared in three games during the 2010 season before an injury sidelined him for the balance of the campaign...finished his freshman season as S&T's fifth-leading receiver with 23 catches for 263 yards and a touchdown...had four catches in three contests against Central Missouri, Saint Francis (Ind.) and Southwest Baptist...yardage high came in the season finale at Kentucky Wesleyan of 43 yards, which included his only touchdown reception of the year...was a first-team all-state, all-district and all-Central Ozarks Conference selection following his senior year when he had 42 catches for 927 yards - which ranked sixth in the state of Missouri - and nine touchdowns...was named to the Joplin Globe's all-area team following the 2008 season...was a second-team all-state and first-team all-district and all-conference selection after a 41-catch, 845-yard season with 10 touchdowns during his junior season...also played at defensive end and served as the team's punter.

Personal: Attended Carthage High School, where his coach was Jon Guidie...son of Mike and Sharon Kinman...majoring in history.



Ian Kreher

41



Tight End

6-1, 238, Sr.
Warrensburg, Mo.
Warrensburg HS

Returning starter at tight end who earned second-team All-GLFC honors...made four catches for 51 yards during the 2011 season... had two receptions at Urbana and had his longest catch of the year at Kentucky Wesleyan which covered 29 yards... recorded 11 tackles in 2010 as a linebacker...also had one fumble recovery and a pass breakup as he appeared in all 11 contests...will move to tight end for the 2011 season...finished the 2009 season with nine tackles, including four solo stops...had three tackles at Central Missouri...was redshirted in 2008...was a second-team all-conference selection and earned the team's "lights out" award...played on the offensive line and at defensive end as well as linebacker in high school.
Personal: Attended Warrensburg High School, where his coach was Wiley Meade...son of Paul and Valerie Kreher... majoring in electrical engineering.

Nick Kruse

34



Defensive Back

6-1, 190, So.
Cuba, Mo.
Cuba HS

Returning letterman that is expected to compete for a starting role in the secondary this fall...had five tackles in his freshman season, including three solo stops and also played on special teams...was named as his team's most valuable player and was named to the Missouri Class 2 all-district team as both a running back and defensive back at the high school level...his senior year on offense was highlighted by a 228-yard, three touchdown performance in the opening round of the state playoffs.
Personal: Attended Cuba High School, where his coach was Jim Wolfe...son of Ed and Cristy Kruse...majoring in mechanical engineering at Missouri S&T.

Pat Lang

50



Offensive Line

6-1, 285, Sr.
Pago Pago, Am. Samoa
New Mexico Military Institute

Named as the "Offensive Lineman of the Year" by the Great Lakes Football Conference for the 2011 season and was also a first-team all-league selection...started in all 11 games at center and anchored an offensive line that produced the team's highest rushing average in three seasons...transfer from New Mexico Military Institute who started on the line for a unit that averaged 405.2 yards per game of total offense during the 2010 season and 377.1 in the previous year... was named as his team's most improved player as a senior and served as a team captain at the high school level.
Personal: Attended Leone High School in Pago Pago, American Samoa, where he was coached by Pati Pati Jr. ...son of Maanaima and Makerita Lang...majoring in mechanical engineering at Missouri S&T.

Alex Leach

88



Tight End

6-3, 230, Jr.
Liberty, Mo.
Liberty HS

Returning letterman who will compete for a role at tight end...was redshirted in 2009...played that position and quarterback at the high school level.
Personal: Attended Liberty High School, where his coach was Joel Wells...son of Corbett and Cheryl Leach...majoring in aerospace engineering.



Pat Lang

PROFILES: RETURNING LETTERMEN



Sean Martin

12



Defensive Back

5-9, 170, Jr.
South Holland, Ill.
Seton Academy

Named to the All-GLFC second team in 2011...finished with 36 tackles, 26 of which were solo stops, and a team high four interceptions... had a 48-yard interception return for a touchdown against Saint Joseph's, one of two in that game for the Miners and one of three on the season for S&T...made the tackle on a two-point conversion attempt by William Jewell with 1:37 remaining to keep S&T in front in that eventual victory...also had interceptions against Oklahoma Panhandle State, Drake and Kentucky Wesleyan and added five pass breakups...had 16 tackles in the 2010 season which included 12 solo stops and two pass breakups...was redshirted in 2009...was a versatile player at the high school level who earned his team's most valuable player award in 2008...was an all-conference and all-area performer, playing at wide receiver, free safety and kick returner.

Personal: Attended Seton Academy, where his coach was Brandon Morgan...son of Bennie and Sharron Smith...also competes in track at S&T, where he earned All-America honors as part of the Miners' 4x100-meter relay team in the 2011 season...relay team won the 2010 GLVC outdoor championship...majoring in aerospace engineering.

Matt Mast

70



Offensive Line

6-3, 270, Sr.
Springfield, Ill.
Sacred Heart Griffin HS

Missed the entire 2011 season due to an injury and is expected to compete for a starting spot on the offensive line this fall...has been a three-year starter at right tackle after being redshirted in his first season at Missouri S&T in 2007...named to the All-GLFC squad as a second team selection in 2010...started in all 11 games a year ago... was selected to the Central State Eight all-conference team and earned special mention at the offensive line position...also named to the Chicago Tribune's all-state team after playing on the 2005 and 2006 Class 5A state title teams at Sacred Heart Griffin...served as a co-captain in 2006...earned academic all-state honors last fall and was a three-time member of the academic all-conference team.

Personal: Attended Sacred Heart Griffin High School, where his coach was Ken Leonard...son of Al and Sharon Mast...majoring in civil engineering.

Dan Mauszycki

98



Defensive Line

6-4, 240, So.
Gardner, Kan.
Gardner-Edgerton HS

Completed his freshman season with 11 tackles, three of which were behind the line of scrimmage...had six solo tackles and an interception during the year...earned first team all-state honors for Kansas Class 5A as well as second-team all-metro honors in the Kansas City area following a 2010 campaign where he was in on 58 tackles...had 14 tackles for losses while sacking the quarterback eight times, forcing eight quarterback hurries and breaking up 11 passes...was also a first-team selection on the Eastern Kansas League's all-conference squad; team reached the sub-state playoffs in 2010.

Personal: Attended Gardner-Edgerton High School, where his coach was Marvin Deiner...son of Mike and Laura Mauszycki...majoring in engineering at Missouri S&T.

Chris McKay

29



Defensive Back

6-1, 210, So.
Flint, Mich.
Carman-Ainsworth HS

Finished his inaugural season with the Miners with 14 tackles, five of which were solo stops...played in all 11 games and had a season-high four tackles against Midwestern State...was named to the Big Nine all-conference team as an honorable mention selection in the 2010 season as he played at the safety position on defense... was a versatile player who also played tight end, punted and played on the coverage and return teams in high school...earned all-conference honors in swimming and track as well as football.

Personal: Attended Carman-Ainsworth High School, where he was coached by Nate Williams...son of Tamara McKay...majoring in engineering at Missouri S&T.



Zach Melber

36



Linebacker

6-0, 215, So.
St. Louis, Mo.
Oakville HS

Appeared in 10 games at linebacker and on special teams during the 2011 campaign, finishing with 10 tackles...had a season-high three tackles at South Dakota...scored the Miners' first touchdown of the season by returning a fumble 25 yards at Oklahoma Panhandle State...was redshirted in 2010...earned second-team all-state and first-team all-conference honors in the Suburban West Conference...led his team in tackles during the 2009 season with 129, including 16 stops for a loss, six sacks and an interception...had 122 stops, including 18 for a loss and six sacks during his junior year.

Personal: Attended Oakville High School, where his coach was Arlee Conners...son of Ralph and Laura Melber...majoring in mechanical engineering.

Leon Moody

17



Wide Receiver

5-10, 185, So.
St. Louis, Mo.
DeSmet Jesuit HS

Returner at wide receiver who should contend for a starting role... had 20 receptions for 217 yards and a touchdown as a freshman... scored his touchdown at Drake...also returned three punts for an average of 10 yards per runback and added a 16-yard kickoff return during the season...missed the bulk of the 2010 season due to an injury, but caught 20 passes for 403 yards and two touchdowns on the offensive side of the ball in his junior season...also made eight tackles on defense for a DeSmet team that reached the semifinals of the Missouri Class 6 playoffs in 2009.

Personal: Attended DeSmet Jesuit High School, where his coach was Greg Vitello.

Anthony Moore

2



Running Back

5-8, 190, Jr.
Hazelwood, Mo.
McCluer HS

Will return to running back this fall after spending the 2011 season in the secondary...recorded one pass breakup in that role a year ago... had seven carries for 23 yards in the Miners' spring game...finished the 2010 season with 87 yards on 29 carries and a touchdown, which he scored at Saint Francis...also caught five passes for 39 yards... redshirted in 2009...was selected to the Suburban North Conference's all-league first team at running back after rushing for 1,229 yards and six touchdowns, helping lead the Comets to the second round of the Missouri Class 5 playoffs...earned honorable mention all-metro honors in 2008...ran for 705 yards and nine scores in his junior year... earned academic all-league honors.

Personal: Attended McCluer High School, where his coach was Joe Henke...son of Anthony and Carolyn Moore...majoring in engineering management.

Ryan Morse

49



Linebacker

6-2, 210, Sr.
Overland Park, Kan.
Blue Valley Northwest HS

Returns to the Miner squad after sitting out the 2011 season... played on special teams during the 2010 season after redshirting in 2009...comes from a solid prep program, where he earned honorable mention all-conference laurels in the Eastern Kansas League... was a two-time EKL scholar-athlete selection and earned numerous academic awards, including the Kansas Designated State Scholar and President's Award for Educational Excellence.

Personal: Attended Blue Valley Northwest High School, where his coach was Mike Zegunis...son of John and Jeannine Morse...majoring in biochemical engineering.

PROFILES: RETURNING LETTERMEN



Mark Parra

61



Offensive Line

6-6, 280, So.
Miami, Fla.
Palmetto HS

Expected to contend for a starting role on the offensive line this season...started the Miners' final two games of the 2011 campaign...was redshirted in the 2010 season...played at right tackle in high school and was named as his team's most improved player on offense. Personal: Attended Palmetto High School, where his coach was Larry Coffey...son of Mario and Karen Parra...majoring in mechanical engineering.

Adam Peden

24



Placekicker

5-10, 170, Jr.
Bloomington, Ill.
Bloomington HS

Served as the Miners' placekicker for the latter half of the 2011 season...was a perfect 23-of-23 on extra point attempts and made three of his six field goal attempts...kicked the Miners' longest field goal of the year of 45 yards against Kentucky Wesleyan, the longest field goal by a Miner since 2000...appeared in four games in 2010 after redshirting in the 2009 season...was a first-team all-area and all-conference kicker as well as a first-team all-league punter after averaging 33.6 yards per punt in 2008...also finished the season with 36 extra points and five field goals as he earned a spot in the Eastern Illinois all-star game.

Personal: Attended Bloomington High School, where his coach was Rigo Schmelzer...son of Doug and Shelly Peden...majoring in mechanical engineering.

Brian Peterson

53



Offensive Line

6-5, 265, Sr.
Jacksonville, Ill.
Jacksonville HS

Missed the entire 2011 season due to an injury and is expected to compete for a starting spot on the offensive line this fall...started in the Miners' first six games in 2010 before suffering a season-ending injury in the game at South Alabama...saw playing time at guard over each of the last three seasons after redshirting in 2007...earned honorable mention all-conference honors and was also a member of the league's academic all-conference team...was selected as an Illinois State Scholar and won his team's "Iron Man" award following the 2006 season.

Personal: Attended Jacksonville High School, where his coach was Mark Grounds...son of Stephen and Debra Slaid...majoring in chemical engineering.

John Pischak

83



Tight End

6-4, 235, Jr.
Arlington Heights, Ill.
Buffalo Grove HS

Saw a good deal of playing time at tight end during the 2011 season and is expected to compete for a starting spot this fall...moved to the offensive side of the ball during the 2010 season and played there during the final six games of the season...was redshirted as a defensive lineman in 2009...was a three-year starter at the high school level at defensive end...is a good all-around athlete who also competed in wrestling and track and field at his high school...earned all-academic honors and was on the school's honor roll in every semester.

Personal: Attended Buffalo Grove High School, where his coach was Jim Ferrell...son of Peter and Rose Pischak...majoring in metallurgical engineering.



Jordan Pulou

44



Linebacker

6-0, 210, Sr.
Magna, Utah
New Mexico Military Institute

Starter at linebacker during the 2011 season who was named to the All-GLFC team as an honorable mention selection...finished the year with 33 tackles, 12 of which were solo stops and three quarterback sacks...had four tackles behind the line of scrimmage and a season-high five stops against Drake...transferred from New Mexico Military Institute prior to last season...recorded 39 tackles (23 solo) and two sacks in 2010 from his spot, while breaking up three passes and blocking a kick in the 2010 season...had seven tackles and a pass breakup during his freshman season...was the recipient of his squad's special teams "Player of the Week" award and also won the team's "Black Lion" award following the 2010 season...at the high school level, was a two-year starter and captain at Cyprus High School in Magna, Utah, where he earned first-team all-region honors.
Personal: Attended Cyprus High School...son of Anetelea and Naomi Pulou...majoring in business at Missouri S&T.

Eddie Rascon

99




Defensive Line

6-2, 240, Jr.
Canutillo, Texas
New Mexico Military Institute

Returner at the defensive end position who had 14 tackles in his first year at S&T...had two quarterback sacks among his three tackles for a loss and also intercepted a pass...made five tackles against South Dakota School of Mines...transferred from New Mexico Military Institute...recorded 22 tackles, including four for lost yardage, during the 2010 season...also had a forced fumble and a fumble recovery during his sophomore season...was an all-district performer and earned the opportunity to play in an all-star game following his senior year at Canutillo High School in Texas.
Personal: Attended Canutillo High School, where his coach was Scott Brooks...son of Eduardo and Arcelia Rascon...majoring in information systems and technology at Missouri S&T.

Quintin Robinson

48



Linebacker

5-11, 210, Sr.
Dodge City, Kan.
Dodge City CC

Expected to compete for a starting role at linebacker...made 18 tackles last season and had one quarterback sack for a loss of 11 yards...recorded a season-high four tackles against Saint Joseph's...sat out the 2010 season...came to S&T prior to the 2009 season from Dodge City Community College...will seek to earn a spot in the secondary...played at running back at Dodge City and finished as the team's second-leading rusher in 2008 with 139 yards on 41 carries...also saw some playing time as a kick returner...ran for 179 yards in his freshman season.
Personal: Attended Dodge City High School, where his coach was Justin Burke...son of Gary and Patricia Robinson...majoring in business.

Jake Schneider

31



Defensive Back

6-0, 195, So.
St. Charles, Mo.
Francis Howell North HS

Ended the 2011 season with 23 tackles, eight of which were solo stops and one for a loss...had a season high of five tackles against Midwestern State...was redshirted in 2010...earned first-team all-conference honors at strong safety following the 2009 season and also played at quarterback, where he was an honorable mention selection in the Gateway Athletic Conference...finished the 2009 season with 51 solo tackles and 65 stops overall on defense, while throwing for 1,096 yards and 13 touchdowns at the quarterback position.
Personal: Attended Francis Howell North High School, where he was coached by John Brune...son of Tim and Kathy Schneider...majoring in petroleum engineering.

PROFILES: RETURNING LETTERMEN



Tom Schneider

71



Offensive Line

6-2, 285, So.
Bloomfield Hills, Mich.
Brother Rice HS

Expected to compete for a role on the offensive line...saw playing time in seven games as a freshman...played at both offensive guard and long snapper at the high school level for a team that was the sixth-ranked team in the state of Michigan during the 2010 season... team featured a balanced attack that averaged 134 yards through the air and 139 on the ground during the year. Personal: Attended Brother Rice High School, where his coach was Al Fracassa...son of Tom and Marge Schneider...majoring in engineering.

Nick Taylor

7



Wide Receiver

6-3, 195, So.
Wichita, Kan.
Southeast HS

Finished his freshman season with seven receptions for 130 yards and a touchdown...had a 72-yard touchdown reception – matching the longest of the season for S&T – in the season-opening win at Oklahoma Panhandle State...also averaged 18.6 yards per kickoff return and just under 10 yards per punt return for the season...was selected to the all-city team in Wichita following the 2010 season after earning honorable mention laurels as a junior...averaged 18.3 yards per reception as a junior. Personal: Attended Southeast High School, where his coach was Gary Guzman...son of Michael and Kelly Taylor...majoring in pre-medicine at Missouri S&T.

Smook Thomas

3



Wide Receiver

5-9, 180, Sr.
Quincy, Fla.
East Gadsden HS

Earned first-team All-GLFC honors at wide receiver and as a kick returner for the 2011 season...caught a season-high 52 passes for 675 yards and two touchdowns last fall despite missing two games and most of a third due to an injury...had nine catches against Drake and Lindenwood and cleared the 100-yard mark in receptions three times...had a season-high 131 yards in receptions at Drake... averaged 18.3 yards on six kickoff returns and 10.5 yards on 13 punt returns...led S&T with 922 all-purpose yards on the season...earned first-team All-GLFC honors following the 2010 season as a kick returner...ranked among the NCAA Division II leaders in punt returning as he averaged 21.8 yards per return; needed one more return on the year to qualify for the national title...also earned second-team all-league honors as a wide receiver after catching 35 balls for 352 yards and five touchdowns...had two touchdown receptions in the win at Saint Joseph's...had a season-high eight catches at Wisconsin-Stevens Point and 182 all-purpose yards at Saint Joseph's...had 39 receptions, second on the team, for 488 yards and three touchdowns...also carried the ball three times for 10 yards and a touchdown...set a new S&T single game record with 16 catches against Wisconsin-Stevens Point for 190 yards, the most ever by a Miner freshman...also had 121 yards in receptions in the win over Northwestern Oklahoma State, a game in which he had his touchdown on the ground...earned honorable mention all-state honors at the high school level after catching 54 passes for 761 yards and seven touchdowns...had a game with 13 catches and 130 yards against Tallahassee Godby...had at least six receptions in five different contests...averaged 12.8 yards per punt return.

Personal: Attended East Gadsden High School, where his coach was Scott Anderson...son of Terry Thomas and Marquita McMillon...majoring in business.

Michael Underbrink

78



Offensive Line

6-2, 289, Sr.
Richardson, Texas
Berkner HS

Named to the All-GLFC first team on the offensive line as he started in all 11 games at guard...offensive unit made a big jump in total yards and rushing yards during the 2011 season...started in all 11 games in 2010 after making seven starts at offensive tackle as a redshirt freshman in 2009...earned all-district honors as a center at the high school level...was also selected to the academic all-state team and as the team's most outstanding offensive lineman.

Personal: Attended Berkner High School, where his coach was Jim Ledford...son of John and Charlene Underbrink...majoring in petroleum engineering.

PROFILES: RETURNING LETTERMEN



Michael Underbrink

Jon Vance

91



Linebacker

5-9, 210, So.
Marshalltown, Iowa
Marshalltown HS

Returner at linebacker and a key special teams player for the Miners in 2011...finished the season with 20 tackles, 12 of which were solo stops and had four quarterback sacks among his six tackles for a loss...also had a blocked kick during the year...recorded a season-high four tackles against South Dakota School of Mines and William Jewell...redshirted in 2010...earned all-state, all-area and all-conference honors at the position following the 2009 season as he posted 115 tackles, including 83 solo stops, five sacks and 18 tackles for a loss...also blocked four kicks...earned the school's "Nick Norris Award" after the 2009 season.

Personal: Attended Marshalltown High School...son of Jeff and Anne Vance...majoring in mechanical engineering.

Cole Wassner

97




Kicker/Punter

6-1, 210, Jr.
Quartz Hill, Calif.
Antelope Valley College

Served as the Miners' punter for a portion of the 2011 season... averaged 37 yards on 28 punts with seven punts downed inside the opponents' 20-yard line...had a long punt of 74 yards against Saint Joseph's...played the 2010 season at Antelope Valley College as a kicker and punter...was the California Interscholastic Federation's "Kicker of the Year" and was also named as the top placekicker in the Golden League...three-year letterman at the high school level. Personal: Attended Quartz Hill High School, where his coach was Pat Degnon...son of Kevin and Margaret Wassner...majoring in business management at S&T.

Albert Yemitan

26



Defensive Back

6-0, 195, So.
Houston, Texas
Western Illinois University

Earned playing time in the secondary during the 2011 campaign... finished the season with 14 tackles, 10 of which were solo stops and one pass breakup...had three games with three tackles for his season high in that department...transfer from Western Illinois University... played wide receiver and defensive end at the high school level...had 41 tackles, including 10 quarterback sacks, during his senior year... caught 11 passes as well in the 2009 season...was named as the WIU's top scout team player four times in 2010 while serving a redshirt season at the school. Personal: Attended the Principia High School, where his coach was Brad Warrick...son of Fela Yemitan and Florence Atoyebi...majoring in chemical engineering.

PROFILES: RETURNING SQUADMEMBERS



Chance Alexander

42



Linebacker

6-2, 195, Fr.-R
Harrisonville, Mo.
Harrisonville HS

Redshirted for the 2011 season...will contend for playing time at linebacker...was a third-team all-state selection and two-time all-conference pick at the outside linebacker position...finished the 2010 season with 110 tackles, making nearly eight per game, to rank second in his conference in that category...recorded 76 tackles in his junior season. Personal: Attended Harrisonville High School, where he was coached by Chuck Hitenas...son of Doug and Trish Alexander...majoring in electrical engineering.

Reed Brown

13



Quarterback

5-11, 190, Fr.-R
Rogers, Ark.
Heritage HS

Redshirted for the 2011 season... will seek to earn playing time at quarterback in 2012... was a two-time all-conference and all-state selection at the high school level, where he was a finalist for the State Farm "Player of the Year" award in Arkansas...was runner-up for the VYPE top player honor...threw for 3,120 yards and 22 touchdowns as a senior after completing 61 percent of his passes for 2,900 yards and 34 touchdowns against just eight interceptions in his junior season... over the last three years of his high school career, he threw for over 8,500 yards and 77 touchdowns...played baseball at S&T in the spring, batting .272 with a home run and 24 runs batted in as an infielder. Personal: Attended Heritage High School, where he was coached by Perry Escalante...son of Dale and Fresa Brown...majoring in civil engineering at Missouri S&T.

Cody Burgess

87



Tight End

6-5, 250, Fr.-R
Cuba, Mo.
Cuba HS

Redshirted for the 2011 season...will compete for a spot at tight end... was a second-team all-state selection as a offensive lineman and earned his team's leadership award for the 2010 season...also played on defense and recorded 51 tackles and eight sacks as a senior...was named as his team's most improved player for the 2009 season. Personal: Attended Cuba High School, where his coach was Jim Wolfe... son of Jule Burgess...majoring in architectural engineering.

David Druse

86



Placekicker

5-9, 170, Fr.-R
Coal City, Ill.
Coal City HS

Redshirted for the 2011 season...connected on 111-of-137 extra point attempts in his high school career and 10-of-16 field goals...had a long field goal of 42 yards at the prep level...was an all-area selection and also earned academic all-league honors on two occasions. Personal: Attended Coal City High School, where his coach was Lenny Onsen...son of Ric and Cheryl Druse...majoring in aerospace engineering at S&T.

Vince Fricke

77



Offensive Line

6-4, 280, Fr.-R
St. Charles, Ill.
St. Charles North HS

Redshirted for the 2011 season...seeks to earn a spot on the offensive line...was an honorable mention selection in Kane County and also served as a team captain...played on both lines in high school and also played on special teams. Personal: Attended St. Charles North High School, where his coach was Mark Gauld...son of Michael and Charmaine Fricke...majoring in chemical engineering.



Taylor Heavirland

58



Linebacker

6-0, 205, Fr.-R
Whitefish, Mont.
Glacier HS

Redshirted for the 2011 season...projected as an outside linebacker, the position he played at the high school level...was an all-conference and academic all-state selection. Personal: Attended Glacier High School, where his coach was Grady Bennett...son of Lance and Carman Heavirland...majoring in engineering at Missouri S&T.

Scott Hendricks

28



Running Back

5-8, 175, Fr.-R
Kechi, Kan.
Maize HS

Redshirted for the 2011 season...will seek playing time at running back and on special teams...was an all-conference selection at the prep level where he played in the secondary as well as at running back...also named as his team's "most inspirational player." Personal: Attended Maize High School, where he was coached by Craig Broadbent...son of Ryan and Amy Hendricks...majoring in engineering.

Payton Jimison

37



Defensive Back

5-8, 170, Fr.-R
Rogers, Ark.
Rogers HS

Redshirted for the 2011 season...will seek to earn a spot in the secondary...was a three-year letterman at the high school level and was named as the recipient of the team's Mountie Hustle award. Personal: Attended Rogers High School, where his coach was Shawn Flannigan...son of Shane and Karen Jimison...majoring in engineering.

Khalan King

20



Defensive Back

5-9, 170, Fr.-R
St. Peters, Mo.
Fort Zumwalt East HS

Redshirted for the 2011 season...expected to contend for playing time in the secondary... was a first-team all-conference performer in the secondary as a senior after earning second-team all-league honors in his junior season...recorded 24 tackles, including four for a loss, during the 2010 season in helping lead Fort Zumwalt East to the Missouri Class 5 state playoffs for the second straight season... as a junior, finished with 21 tackles and an interception. Personal: Attended Fort Zumwalt East High School, where his coach was Scott Eacret...son of Shawn and Angela King...majoring in computer science at Missouri S&T.

Steve Martin

52



Defensive Line

6-1, 240, Fr.-R
St. Louis, Mo.
Christian Brothers College HS

Redshirted for the 2011 season...will seek to earn a role on the defensive line...was a two-time all-conference selection in the Metro Collegiate Conference as a linebacker at CBC and is projected as a defensive end at the collegiate level...finished the 2010 season with 91 tackles, including 54 solo stops and five quarterback sacks...as a junior, he recorded 30 tackles with one for a loss and added a fumble recovery. Personal: Attended Christian Brothers College High School, where he was coached by Scott Pingel...son of Steven and Sheronola Martin...majoring in engineering.

PROFILES: RETURNING SQUADMENBERS



Evan Merz

10



Quarterback

6-6, 230, Fr.-R
O'Fallon, Mo..
St. Dominic HS

Redshirted in 2011 but will contend for playing time at quarterback... completed nearly 50 percent of his passes as a high school senior in 2010 for 1,413 yards and 12 touchdowns after throwing for over 1,200 yards as a junior...was an all-conference selection in each of his last two seasons at St. Dominic, earning second-team honors at quarterback as a junior and first-team as a senior; he was also an all-league performer as a punter. Personal: Attended St. Dominic High School, where his coach was Jim Cook...son of Kelly and Chris Merz...majoring in engineering.

Jacob Nutt

95



Defensive Line

6-2, 220, So.
Pacific, Mo.
Pacific HS

Redshirted for the 2011 season...will seek to earn playing time at defensive end...earned all-state, all-district and all-area honors at defensive end after an outstanding senior season...recorded 54 tackles last season, including 45 solo stops, with 14 of the tackles being for lost yardage...also had 11 quarterback sacks and one interception to help earn the second-team all-state honor for Class 4 from the Missouri Football Coaches Association...also played as an offensive lineman during his prep career.

Personal: Attended Pacific High School, where his coach was George Hinkle...son of James Nutt and Marjo Case...majoring in geological engineering.

Marc-Alan Tucker

6




Wide Receiver

6-2, 190, Fr.-R
Raytown, Mo.
Raytown South HS

Returner who will compete for a spot at wide receiver...was redshirted in 2011...played quarterback in high school, where he completed 63.2 percent of his passes during his career for 2,000 yards and 20 touchdowns...threw for 1,465 yards as a senior with a completion rate of 67.3 percent and threw 14 scoring passes, while running for 560 yards and 14 touchdowns to earn first-team all-conference honors...earned academic all-state honors as a prep. Personal: Attended Raytown South High School, where he was coached by David Allie...son of Alan and Sondra Tucker...majoring in chemical engineering at Missouri S&T.

A.J. Warren

93



Defensive Line

6-2, 245, Fr.-R
Columbia, Mo.
Rock Bridge HS

Was redshirted in 2011...expected to contend for a role on the defensive end...standout pass rusher at the high school level...is projected to play at that position for the Miners...had 52 tackles and two sacks in his senior year. Personal: Attended Rock Bridge High School, where his coach was A.J. Ofodile...son of Gary and Maya Warren...majoring in psychology at Missouri S&T.



#46 ROB CIDLIK

LB, 6-1, 210, Fr.

Eureka, Mo./Eureka HS

Incoming freshman who will compete for time at linebacker... was a first-team all-conference selection as a senior after earning third-team honors in his junior year for a program that won two Suburban West Conference titles during his career and made the Missouri Class 5 playoffs for four straight years...played at linebacker, defensive end and on the offensive line as a center during his prep career. Personal: Attended Eureka High School, where his coach was Farrell Shelton... son of Scott Cidlik and Rhonda Maloney...plans to major in engineering at Missouri S&T.

#62 MARCELLUS CORBIN

OL, 6-4, 280, Fr.

Independence, Mo./Truman HS

Offensive line prospect who is joining the S&T program this fall...was a starter on both the offensive and defensive lines at the high school level and is projected to play on the offensive line for the Miners... was a key part of an offensive line unit that helped lead Truman to the state playoffs during the 2011 season. Personal: Attended Truman High School, where his coach was Jeff Floyd...son of Joseph Corbin II and Erica Wyatt...plans to major in engineering at Missouri S&T.

#17 ISAIAH CULVER

WR, 5-10, 185, Jr.

Lancaster, Calif./Antelope Valley College

Transfer from Antelope Valley College in California who will compete for a role at wide receiver...was with the Miners during the spring season...caught 31 passes for 433 yards and five touchdowns during the 2011 season at Antelope Valley and handled some kick return duties as well, returning six kickoffs for an average of 26.8 yards a runback...ranked third on the team for all-purpose yardage during the 2011 campaign...had 18 receptions for 228 yards and a score and averaged 26 yards on 19 kickoff returns during his freshman season when he played with Josh Firm, S&T's starting quarterback in 2011... was a first-team all-state selection and played on a state championship team at Quartz Hill High School in the 2008 season...was named as his school's utility "Player of the Year" as he played on both offense and defense (as a cornerback) and served as a kick returner. Personal: Attended Quartz Hill High School, where his coach was Pat Degnan... son of Larry and Lisa Culver...majoring in biomedical engineering.

#90 DALE DAVEY

DL, 6-3, 235, So.

Kansas City, Kan./Hutchinson CC

Transfer from Hutchinson Community College who will play on the defensive line...played one season at Hutchinson and recorded one tackle for a loss...was a first-team all-Kaw Valley selection at the high school level as a defensive lineman. Personal: Attended Turner High School, where his coach was Allen Terrell...son of Dale and Shawn Davey...majoring in electrical engineering at S&T.

#35 TYLER DAWIDOWSKI

RB, 5-9, 185, Fr.

Imperial, Mo./Windsor HS

Incoming freshman who will play at running back...earned all-state, all-region, all-district and all-conference honors after an outstanding prep career at Windsor High School...rushed for 1,017 yards and 11 touchdowns during his senior year, averaging 7.4 yards per carry in the process, after running for 1,823 yards and 19 touchdowns as a junior... also earned academic all-state honors during his career. Personal: Attended Windsor High School, where his coach was Greg Westermayer... son of Chris and Kim Dawidowski...plans to major in engineering at Missouri S&T.

#15 LOGAN FITCH

QB, 6-2, 205, Fr.

Columbia, Mo./Hickman HS

Incoming freshman who will compete for a spot at the quarterback position... earned all-conference and all-area honors at quarterback following the 2011 season, as he threw nine touchdowns passes and for nearly 1,000 yards as a senior...set three school records while playing at Hickman and also earned all-district honors as a punter...earned numerous academic honors at Hickman. Personal: Attended Hickman High School, where his coach was Arnel Monroe...plans to major in engineering at Missouri S&T.

#10 NAEEM FORRESTER

DB, 6-1, 203, Sr.

Los Angeles, Calif./Pittsburg State University

Transfer from NCAA Division II national champion Pittsburg State who will compete for a starting role in the secondary...played in all 14 games for Pittsburg State during the 2011 season and made three starts... made 31 tackles on the year and had one interception, four pass breakups, a forced fumble and two fumble recoveries in the one season he played at PSU... played at Diablo Valley College in California in 2009 and 2010 and was a two-year starter in the secondary, recording 41 tackles in the 2009 season with 5.5 tackles for a loss, an interception and six pass breakups...had 57 tackles and broke up two passes as a freshman... played his prep football at Venice High School in Los Angeles, where he was a four-year starter that recorded 164 tackles, seven interceptions and 14 pass breakups in his last two seasons at the school. Personal: Attended Venice High School, where his coach was Angelo Gasca...son of Sarah McKenzie...majoring in technical communications at Missouri S&T.

#32 JAKE HARLAN

DB, 5-11, 185, Fr.

St. James, Mo./John F. Hodge HS

Incoming freshman who will play in the secondary at Missouri S&T... excelled on both sides of the football for the Tigers, earning second-team all-state honors as a defensive back and honorable mention as an athlete on the offensive side of the ball...also earned all-district and all-conference honors after making 57 tackles (41 solo) and picking off a pass during the 2011 season, while completing 65 percent of his passes at the quarterback position and compiling a school record 3,314 total yards and 35 touchdowns...set two state records in a 2011 game against Owensville, including 720 yards of total offense. Personal: Attended John F. Hodge High School, where he was coached by his father, Greg Harlan...son of Greg and Cheryl Harlan...plans to major in history at Missouri S&T.

#23 ZENEL HUDSON

DB, 5-9, 190, Fr.

Bayshore, N.Y./Milford Academy

Incoming freshman who will compete for a spot in the secondary...earned third-team all-state honors at the high school level following the 2009 and 2010 seasons...was the recipient of the Tom Cassese Defensive Back Award for the top player at his position in Suffolk County. Personal: Attended Milford Academy, where his coach was Bill Chaplick...attended the United State Military Academy Preparatory School in 2011, but did not play football.

#22 DAVID HUGHES II

RB, 5-8, 185, Fr.

Detroit, Mich./University of Detroit Jesuit HS

Expected to compete for a role at running back...was an honorable mention all-state selection as well as an all-metro and all-Catholic selection in the Detroit area...rushed for 900 yards and 11 touchdowns during the 2011 campaign, averaging 5.6 yards per carry and also caught one touchdown pass. Personal: Attended University of Detroit Jesuit High School, where his coach was Jeff Putnam...son of David and Dwanna Hughes... plans to major in engineering at Missouri S&T.

PROFILES: NEWCOMERS



#33 CHRIS KENNARD

WR, 5-9, 170, Fr.

Plano, Texas/Parish Episcopal HS

Incoming freshman who will play at wide receiver... had five receptions for 85 yards and also ran for 252 yards and two touchdowns at Parish Episcopal High School, one of the top private school programs in the Dallas-Fort Worth area, during the 2011 season...played for a team that passed the ball only 85 times out of 609 plays from scrimmage on the year...was the team's second-leading receiver as a junior with 22 receptions for 414 yards and four scores. Personal: Attended Parish Episcopal High School, where his coach was Scott Nady...son of Warret and Valerie Kennard...plans to major in engineering at Missouri S&T.

#60 SAM KNESEL

OL, 6-1, 290, Fr.

St. Louis, Mo./St. Louis University HS

Newcomer to the Miner program who will compete for playing time on the offensive line...was named to the all-state second team and Metro Catholic Conference's all-league squad as a first team selection following the 2011 season...spearheaded an offensive line for a unit that averaged better than 37 points a game on the year and advanced to the semifinals of the Missouri Class 6 playoffs. Personal: Attended St. Louis University High School, where his coach was Gary Kornfeld...son of Ken and Rita Knesel...plans to major in engineering at Missouri S&T.

#39 BRENT LAPIETRA

RB, 6-0, 215, Fr-R

Lee's Summit, Mo./Lee's Summit West HS

Joins the Miner program after competing for Missouri S&T's track & field team in the spring as a thrower...finished sixth in the indoor shot put and eighth outdoors at last year's GLVC Championships...played at running back in high school and earned honorable mention all-conference honors. Personal: Attended Lee's Summit West High School, where his coach was Royce Boehm...son of Rich and Martha LaPietra...majoring in engineering at Missouri S&T.

#85 JUSTIN LINEBACK

WR, 6-4, 180, Fr.

St. James, Mo./John F. Hodge HS

Local product who will join the contingent at wide receiver at S&T... was named to the all-state team following a 2011 campaign in which he caught 72 passes for 1,345 yards and 16 touchdowns...compiled 233 receiving yards, one of the top single game totals in state history, during a game against Owensville during the 2011 season. Personal: Attended John F. Hodge High School, where his coach was Greg Harlan...son of Bruce and Faith Lineback...plans to major in history at Missouri S&T.

#16 KYLE LIVENGOOD

QB, 6-5, 210, Fr-R

Tarkio, Mo./Missouri Valley College

Transfer to the S&T program from Missouri Valley College...did not play during the 2011 season...was a quarterback and defensive end at the high school level. Personal: Attended Tarkio High School, where his coach was Andrew Webster...son of Craig and Diane Livengood...majoring in engineering management at Missouri S&T.

#63 ZACHARY MARTENS

OL, 6-1, 280, Fr.

Apple Valley, Minn./Apple Valley HS

Incoming freshman who will play on the offensive line... was an all-conference performer on the field as an offensive lineman and also earned academic all-state honors as well, landing his team's most valuable player award in the process...played all three positions on the offensive line and also played on defense as a nose guard...earned numerous academic honors at his school, including the AAA awards for academics, athletics and arts as well as the ExCEL award for excellence in community, education and leadership. Personal: Attended Apple Valley High School, where his coach was Mike Fritze...son of Sean and Brenda Martens...plans to major in engineering at Missouri S&T.

#57 ANDREW MASTERS

DL, 6-2, 210, Fr.

Kearney, Mo./Kearney HS

Newcomer who will compete for playing time at defensive end...landed honorable mention all-conference honors following the 2011 season where he made 24 tackles from his defensive end position... was also named to the academic all-state team and was part of a team that reached the second round of the Missouri state playoffs in 2011. Personal: Attended Kearney High School, where his coach was Greg Jones...son of Thomas and Kimberly Masters...plans to major in mathematics and physics at Missouri S&T.

#43 BEN MATTHEWS

WR, 5-10, 175, Fr.

Platte City, Mo./Platte County HS

Outstanding athlete who joins the Miner program this fall...was a two-time all-conference selection at the high school level, as he caught 64 passes for 686 yards and four touchdowns during that span... was a three-year member of the varsity squad and served as a team captain in 2011...was also the recipient of a nomination for the HOBY Leadership award. Personal: Attended Platte County High School, where his coach was Bill Utz...son of Scott and Kristin Matthews...plans to major in electrical engineering at Missouri S&T.

#64 EDWARD NYLANDER

DL, 5-11, 250, Fr-R

Jefferson City, Mo./Jefferson City HS

Joined the S&T football program during the spring practice session... played at defensive tackle at the high school level for one of the state's top programs...earned all-academic honors on three occasions and was the recipient of an honors diploma from his school. Personal: Attended Jefferson City High School, where his coach was Ted LePage...son of Joseph and Blanche Nylander...majoring in computer engineering at Missouri S&T.

#75 COLLIN POWERS

OL, 6-5, 280, Jr.

Glendale, Ariz./Glendale CC

Transfer from Glendale Community College who is expected to compete for a spot on the offensive line...was a two-year starter at Glendale and played on a team that finished 8-3 and earned a berth to the Valley of the Sun Bowl against Dean College...was a recipient of the NJCAA's exemplary academic achievement award and was an honorable mention all-region selection at the high school level. Personal: Attended Ironwood High School, where his coach was Larry Allen...son of Steve and Joni Powers...majoring in mechanical engineering at Missouri S&T.

#40 DAVID PRICE

DL, 6-3, 230, Fr.

Lapeer, Mich./Lapeer West HS

Will compete for a spot during his first season in the S&T program... was selected first-team all-metro in Michigan, where he also played at quarterback during his senior year...completed 53 percent of his passes for 504 yards and four scores, while making four receptions on the year as well on the offensive side of the ball...on defense, was in on 44 tackles and made six stops behind the line of scrimmage. Personal: Attended Lapeer West High School, where his coach was Mike Smith...son of Daniel Price and Dennis and Tammy Marsh...plans to major in business at Missouri S&T.

#1 COREY REUTER

DB, 6-2, 185, Fr.

Columbia, Mo./Rock Bridge HS

Will compete for a role in the secondary in his freshman season... was named as his team's top defensive back as he made 35 tackles from his cornerback position and also intercepted a pass during the 2011 season...was selected to the academic all-state team. Personal: Attended Rock Bridge High School, where his coach was A.J. Ofidile...son of Nate and Kathy Reuter...plans to major in engineering at S&T.



#45 DUSTIN SCHINDLER

TE, 6-5, 230, Fr.

Waterford, Wis./Waterford HS

Incoming freshman who will play at tight end...was a first-team all-county selection and earned second-team all-conference honors in each of the last two seasons...made 16 catches for 297 yards and six touchdowns in the 2011 season after making 24 receptions for 269 yards and five scores as a junior. Personal: Attended Waterford High School, where his coach was Adam Bakken...son of Lonna Schindler...plans to major in mechanical engineering at Missouri S&T.

#14 PETER SIMPSON

QB, 6-1, 185, Fr.

St. Louis, Mo./Lindbergh HS

Freshman quarterback who joins the S&T program this season...was named as his team's most valuable player in each of the last two seasons as he earned second-team all-conference honors in the Suburban West Conference...threw for 1,790 yards and 20 touchdowns as a senior after throwing for 2,218 yards and 19 touchdowns in his junior year, a season in which the Flyers reached the Missouri Class 6 quarterfinals and won the conference title...was a finalist for all-metro honors in St. Louis as he set six schools records at Lindbergh...was a two-year captain on the squad. Personal: Attended Lindbergh High School, where his coach was Tom Beauchamp...son of David and Ellen Simpson...plans to major in information science and technology at Missouri S&T.

#79 DEREK SPURGEON

OL, 6-5, 280, Fr.

Rolla, Mo./Rolla HS

Local product who will compete for a role on the offensive line...earned all-district and all-conference laurels in the Ozark Conference in each of the last two seasons and was also named to the All-Ozark region team following the 2011 season...anchored an offensive line that rushed for better than 180 yards per game during the past season. Personal: Attended Rolla High School, where his coach was Willie Howard...son of Dennis and Brenda Spurgeon...plans to major in engineering at Missouri S&T.

#80 JAREN UNDERWOOD

WR, 6-1, 180, Fr.

Mascoutah, Ill./Mascoutah HS

Wide receiver who joins the Missouri S&T program this season...was a first-team all-conference and all-Metro East selection following the 2011 season and also earned honorable mention all-area honors at Mascoutah High School, where he was named as his team's most valuable player...finished the season with 39 receptions for 565 yards and five touchdowns and also rushed for three scores. Personal: Attended Mascoutah High School, where his coach was Scott Battas...son of Richard and Jamie Collins...plans to major in petroleum engineering at Missouri S&T.

#11 DARRELL WALKER

DB, 5-10, 170, Jr.

Kansas City, Kan./Fort Scott CC

Transfer to the S&T program who will contend for time in the secondary...played in eight games during the 2011 campaign at Fort Scott Community College. Personal: Attended Washington High School, where his coach was Brandon Corbin.

2012 MINERS: BY THE NUMBERS

MINERS BY CLASS

Freshmen.....	31
Redshirt Freshmen.....	18
Sophomores.....	20
Juniors.....	19
Seniors.....	21
TOTAL.....	109

MINERS BY STATE

Missouri.....	49
Illinois.....	13
California.....	8
Kansas.....	8
Texas.....	7
Michigan.....	4
Arkansas.....	3
Arizona.....	2
Florida.....	2
Iowa.....	2
New York.....	2
Oklahoma.....	2
Minnesota.....	1
Montana.....	1
North Carolina.....	1
Ohio.....	1
Utah.....	1
Wisconsin.....	1
Outside U.S. (American Samoa).....	1

MINERS BY POSITION

Offensive Line.....	18
Defensive Backs.....	16
Defensive Line.....	16
Linebackers.....	15
Wide Receivers.....	14
Quarterbacks.....	7
Running Backs.....	7
Tight Ends.....	6
Kickers/Punters.....	5

CAREER STATISTICS OF RETURNING PLAYERS



Adam Clark:

RUSHING	Att	Yds	Lost	Tot	Avg	TD	Lg
2011	30	97	17	80	2.7	3	12

Yards: 58 vs. Oklahoma Panhandle State (Sept. 3, 2011)

RECEIVING	No	Yds	Avg	TD	Lg
2011	8	84	10.5	0	28

Receptions: 3 vs. Saint Joseph's (Nov. 5, 2011)

Yards: 54 vs. Saint Joseph's (Nov. 5, 2011)

Kevin Dillon:

RECEIVING	No	Yds	Avg	TD	Lg
2009	24	351	14.6	6	52
2010	19	233	12.8	2	30
2011	25	362	14.5	3	72
Totals	68	946	13.9	11	72

Receptions: 7 vs. Lincoln (Oct. 31, 2009)

Yards: 90 vs. Lincoln (Oct. 31, 2009)

Josh Firm:

PASSING	Att	Comp	Int	Pct	Yds	TD	Lg
2011	288	150	4	52.1	1826	14	72

Attempts: 41 vs. Midwestern State (Sept. 10, 2011)

Completions: 22 vs. Drake (Sept. 17, 2011)

Yards: 348 vs. South Dakota School of Mines (Oct. 8, 2011)

Touchdowns: 4 vs. South Dakota School of Mines (Oct. 8, 2011)

Danny Fishkind:

RECEIVING	No	Yds	Avg	TD	Lg
2011	1	11	11.0	0	11

Receptions: 1 vs. South Dakota School of Mines (Oct. 8, 2011)

Yards: 11 vs. South Dakota School of Mines (Oct. 8, 2011)

Jake Giljum:

RECEIVING	No	Yds	Avg	TD	Lg
2011	2	9	4.5	2	5

Receptions: 1 on two occasions

Yards: 5 vs. Lindenwood (Sept. 24, 2011)

Curterris Golden:

RUSHING	Att	Yds	Lost	Tot	Avg	TD	Lg
2009	54	320	14	306	5.7	1	45
2010	108	394	25	369	3.4	2	18
2011	123	512	40	472	3.8	7	48
Totals	285	1226	79	1147	4.0	10	48

Yards: 112 vs. Kentucky Wesleyan (Oct. 15, 2011)

RECEIVING	No	Yds	Avg	TD	Lg
2009	13	65	5.0	0	21
2010	9	77	8.6	0	35
2011	9	102	11.3	1	34
Totals	31	244	7.8	1	35

Receptions: 4 vs. SBU (Nov. 7, 2009) & SJC (Nov. 6, 2010)

Yards: 51 vs. Saint Joseph's (Nov. 6, 2010)

Joseph Hyman:

RECEIVING	No	Yds	Avg	TD	Lg
2011	25	401	16.0	6	50

Receptions: 5 on two occasions

Yards: 114 vs. Saint Joseph's (Nov. 5, 2011)

Clay Kinman:

RECEIVING	No	Yds	Avg	TD	Lg
2009	23	263	11.4	1	47
2011	3	35	11.7	0	14
Totals	26	298	11.5	1	47

Receptions: 4 on three occasions

Yards: 43 vs. Kentucky Wesleyan (Nov. 14, 2009)

Ian Kreher:

RECEIVING	No	Yds	Avg	TD	Lg
2011	4	51	12.8	0	29

Receptions: 2 vs. Urbana (Oct. 29, 2011)

Yards: 29 vs. Kentucky Wesleyan (Oct. 15, 2011)

Leon Moody:

RECEIVING	No	Yds	Avg	TD	Lg
2011	20	217	10.9	1	37

Receptions: 4 on two occasions

Yards: 62 vs. Urbana (Oct. 29, 2011)

Anthony Moore:

RUSHING	Att	Yds	Lost	Tot	Avg	TD	Lg
2010	29	98	11	87	3.0	1	19

Yards: 46 vs. Saint Francis (Oct. 23, 2010)

RECEIVING	No	Yds	Avg	TD	Lg
2010	5	47	9.4	0	31

Receptions: 4 vs. Northwestern Okla. St. (Oct. 2, 2010)

Yards: 39 vs. Northwestern Okla. St. (Oct. 2, 2010)

Nick Taylor:

RECEIVING	No	Yds	Avg	TD	Lg
2011	7	130	18.6	1	72

Receptions: 3 vs. Oklahoma Panhandle State (Sept. 3, 2011)

Yards: 92 vs. Oklahoma Panhandle State (Sept. 3, 2011)

ALL-PURPOSE YDS.	Rush	Rec	Ret	Tot	Avg
2011 (11 GP)	0	130	476	606	55.1

Smook Thomas:

RECEIVING	No	Yds	Avg	TD	Lg
2009	39	488	12.5	3	54
2010	35	352	10.1	5	42
2011	52	675	13.0	2	57
Totals	126	1515	12.0	10	57

Receptions: 16 vs. Wisconsin-Stevens Point (Sept. 19, 2009)

Yards: 190 vs. Wisconsin-Stevens Point (Sept. 19, 2009)

ALL-PURPOSE YDS.	Rush	Rec	Ret	Tot	Avg
2009 (9 GP)	10	488	0	498	55.3
2010 (9 GP)	8	352	529	889	98.8
2011 (9 GP)	0	675	247	922	102.4
Totals (27 GP)	18	1515	776	2291	84.9

Yards: 193 vs. Saint Francis (Oct. 23, 2010)

KICKERS/PUNTERS

Adam Peden:

KICKING	PAT	FG	1-19	20-29	30-39	40-49	50+	Lg
2011	23-23	3-6	1-1	0-0	1-3	1-2	0-0	45

Long: 45 yards vs. Kentucky Wesleyan (Oct. 15, 2011)

Cole Wassner:

PUNTING	No	Yds	Avg	Blk	TB	I20	Lg
2011	28	1037	37.0	0	2	7	74

Long: 74 yards vs. Saint Joseph's (Nov. 5, 2011)

2011 SEASON STATISTICS



RUSHING

	Att	Yds	Lost	Tot	Avg	TD	Lg
Ryan Taylor	87	652	27	625	7.2	7	73
Curterris Golden	123	512	40	472	3.8	7	48
Jake Drallmeier	28	182	1	181	6.5	0	48
Steve Watson	25	146	22	124	5.0	0	22
Mike Wilson	28	113	9	104	3.7	2	18
Adam Clark	30	97	17	80	2.7	3	12
Bobby Pettis	25	62	11	51	2.0	0	10
Cole Wassner	1	1	0	1	1.0	0	1
Will Morrison	1	0	10	-10	-10.0	0	-
Team	11	0	22	-22	-2.0	0	-
Josh Firm	47	83	136	-53	-1.1	1	13
MINERS	406	1848	295	1553	3.8	20	73
OPPONENTS	379	1687	380	1307	3.4	17	65

PASSING

	Comp	Att	Int	Pct	Yds	TD	Lg
Josh Firm	150	288	4	52.1	1826	14	72
Steve Watson	26	49	1	53.1	386	2	57
Adam Clark	0	1	0	0.0	0	0	-
Team	0	1	0	0.0	0	0	-
MINERS	176	339	5	51.9	2212	16	72
OPPONENTS	228	426	13	53.5	2649	21	61

RECEIVING

	No	Yds	Avg	TD	Lg
Smook Thomas	52	675	13.0	2	57
Joseph Hyman	25	401	16.0	6	50
Kevin Dillon	25	362	14.5	3	72
Leon Moody	20	217	10.9	1	37
Jake Drallmeier	16	121	7.6	0	41
Curterris Golden	9	102	11.3	1	34
Adam Clark	8	84	10.5	0	28
Nick Taylor	7	130	18.6	1	72
Ian Kreher	4	51	12.8	0	29
Clay Kinman	3	35	11.7	0	14
Jake Giljum	2	9	4.5	2	5
Ryan Taylor	2	8	4.0	0	9
Bobby Pettis	2	6	3.0	0	6
Danny Fishkind	1	11	11.0	0	11
MINERS	176	2212	12.6	16	72
OPPONENTS	228	2649	11.6	21	61

KICKOFF RETURNS

	No	Yds	Avg	TD	Lg
Nick Taylor	23	428	18.6	0	51
Mike Wilson	18	428	23.8	0	56
Smook Thomas	6	110	18.3	0	24
Bobby Pettis	2	31	15.5	0	20
Jordan Pulou	1	20	20.0	0	20
Leon Moody	1	16	16.0	0	16
MINERS	51	1033	20.3	0	56
OPPONENTS	46	1115	24.2	0	87

FIELD GOALS

	1-19	20-29	30-39	40-49	50+	Long
Adam Peden	1-1	0-0	1-3	1-2	0-0	45
Will Morrison	0-1	1-2	2-2	1-1	0-0	43
MINERS	1-2	1-2	3-5	2-3	0-0	45
OPPONENTS	0-0	4-5	3-3	1-5	1-1	51

SCORING

	TD	FG	XP	DXP	Saf	Pts
Curterris Golden	8	0	0	0	0	48
Ryan Taylor	7	0	0	0	0	42
Joseph Hyman	6	0	0	0	0	36
Adam Peden	0	3-6	23-23	0	0	32
Will Morrison	0	4-6	11-14	0	0	23
Kevin Dillon	3	0	1-1	0	0	20
Adam Clark	3	0	0	0	0	18
Hilton Dawson	2	0	0	0	0	12
Smook Thomas	2	0	0	0	0	12
Jake Giljum	2	0	0	0	0	12
Mike Wilson	2	0	0	0	0	12
Zach Melber	1	0	0	0	0	6
Nick Taylor	1	0	0	0	0	6
Sean Martin	1	0	0	0	0	6
Leon Moody	1	0	0	0	0	6
Josh Firm	1	0	0	0	0	6
Team	0	0	0-2	0	1	2
MINERS	40	7-12	34-37	0	1	299
OPPONENTS	40	80-14	33-37	0	0	399

Two-point conversions: S&T 1-3, Opponents 0-3

TOTAL OFFENSE

	Plays	Rush	Pass	Total	Avg
Josh Firm	335	-53	1826	1773	161.2
Ryan Taylor	87	625	0	625	56.8
Steve Watson	74	124	386	510	63.8
Curterris Golden	124	472	0	472	52.4
Jake Drallmeier	28	181	0	181	16.5
Mike Wilson	28	104	0	104	10.4
Adam Clark	31	80	0	80	7.3
Bobby Pettis	25	51	0	51	17.0
Cole Wassner	1	1	0	1	0.1
Will Morrison	1	-10	0	-10	-1.0
Team	12	-22	0	-22	-2.0
MINERS	745	1553	2212	3765	342.3
OPPONENTS	805	1307	2649	3956	359.6

PUNT RETURNS

	No	Yds	Avg	TD	Lg
Smook Thomas	13	137	10.5	0	28
Adam Clark	8	31	3.9	0	10
Nick Taylor	5	48	9.6	0	16
Leon Moody	3	30	10.0	0	16
John Heineken	1	28	28.0	0	28
Dawan Ferguson	1	21	21.0	0	21
Jon Vance	1	3	3.0	0	3
MINERS	32	298	9.3	0	28
OPPONENTS	17	97	5.7	0	28

KICKING

	XP	XPA	FGM	FGA	PTS
Adam Peden	23	23	3	6	32
Will Morrison	11	14	4	6	23
MINERS	34	37	7	12	55
OPPONENTS	33	37	9	14	60

2011 SEASON STATISTICS



Chris Horn

ALL-PURPOSE YARDS

	Rush	Rec	Ret	Tot	Avg
Smook Thomas	0	675	247	922	102.4
Ryan Taylor	625	8	0	633	57.5
Nick Taylor	0	130	476	606	55.1
Curterris Golden	472	102	0	574	63.8
Mike Wilson	104	0	48	532	53.2
Joseph Hyman	0	401	0	401	36.5
Kevin Dillon	0	362	0	362	32.9
Jake Drallmeier	181	121	0	302	27.5
Leon Moody	0	217	46	263	26.3
Adam Clark	80	84	31	195	17.7
Steve Watson	124	0	0	124	15.5
Bobby Pettis	51	6	31	88	29.3
Hilton Dawson	0	0	60	60	5.5
Ian Kreher	0	51	0	51	4.6
Sean Martin	0	0	48	48	4.4
Clay Kinman	0	35	0	35	11.7
John Heineken	0	0	28	28	2.5
Chris Horn	0	0	28	28	2.5
Dawan Ferguson	0	0	21	21	2.1
Jordan Pulou	0	0	20	20	1.8
Danny Fishkind	0	11	0	11	1.8
Jake Giljum	0	9	0	9	1.1
Eddie Rascon	0	0	7	7	0.7
Billy Foster	0	0	4	4	0.4
Jon Vance	0	0	3	3	0.3
Cole Wassner	1	0	0	1	0.1
Will Morrison	-10	0	0	-10	-1.0
Team	-22	0	0	-22	-2.0
Josh Firm	-53	0	0	-53	-4.8
MINERS	1553	2212	1478	5243	476.6
OPPONENTS	1307	2649	1333	5289	480.8

INTERCEPTIONS

	No	Yds	Avg	TD	Lg
Sean Martin	4	48	12.0	1	48
Hilton Dawson	3	60	20.0	2	38
Chris Horn	2	28	14.0	0	28
Eddie Rascon	1	7	7.0	0	7
Billy Foster	1	4	4.0	0	4
Cameron Williams	1	0	0.0	0	0
Dan Mauszycki	1	0	0.0	0	0
MINERS	13	147	11.3	3	48
OPPONENTS	5	121	24.2	1	94

DEFENSIVE STATISTICS

	UT	AT	TOT	TFL	Sacks
Chris Emesih	51	49	100	8-33	1
Hilton Dawson	29	35	64	4-2	0
Chris Horn	16	27	43	4-8	2
Freddy Dugard	21	16	37	9-47	8
Sean Martin	26	10	36	1-2	0
Jimmy Barnhart	17	17	34	13-65	8
Jordan Pulou	12	21	33	4-21	3
Ashley Jordan	18	13	31	9-40	2
Cameron Williams	19	10	29	3-17	2
Ewonu Meneh	12	12	24	2-6	0
Ellis Barfield	21	3	24	0-0	0
Billy Foster	17	7	24	1-9	1
Jake Schneider	8	15	23	1-0	0
Joe Ridpath	13	7	20	6-19	3
Jon Vance	12	8	20	6-33	4
Dawan Ferguson	10	9	19	1-1	0
Lonnell Jones	12	7	19	2-9	1
John Heineken	12	7	19	1-2	1
Quintin Robinson	8	10	18	1-11	1
Edwin Scott	12	5	17	3-9	2
Josip Juric	6	10	16	1-1	0
Eddie Rascon	4	10	14	3-20	2
Albert Yemitan	10	4	14	0-0	0
Chris McKay	5	9	14	0-0	0
Dan Mauszycki	6	5	11	3-9	0
Zach Melber	7	3	10	0-0	0
Marc Fagan	3	6	9	1-3	0
Mike Saputo	3	4	7	1-2	0
Nick Kruse	3	2	5	0-0	0
Jared Jenkins	3	2	5	1-1	0
Geoff Correnti	2	2	4	1-4	0
Josh Firm	2	2	4	1-4	0
Leon Moody	1	2	3	0-0	0
Matt Nelson	3	0	3	0-0	0
Dalton Gillispie	1	2	3	0-0	0
Jake Drallmeier	2	0	2	0-0	0
Donte Kelly	1	1	2	1-1	0
Ryan Veatch	1	0	1	0-0	0
Cole Wassner	1	0	1	0-0	0
Nick Taylor	0	1	1	0-0	0
MINERS	410	353	763	91-375	34
OPPONENTS	455	321	776	100-275	24

2011 SEASON STATISTICS



TEAM STATISTICS

	MINERS	OPPONENTS
Scoring	299	300
Points Per Game.....	27.2	27.3
First Downs	179	218
Rushing	73	81
Passing	90	119
Penalty.....	16	18
Rushing Yardage	1553	1307
Yards Gained	1848	1687
Yards Lost.....	295	380
Rushing Attempts	406	379
Average Per Rush.....	3.8	3.4
Average Per Game.....	141.2	118.8
Touchdowns Rushing.....	20	17
Passing Yardage	2212	2649
Comp-Att-Int.....	176-339-5	228-426-13
Average Per Pass.....	6.5	6.2
Average Per Completion.....	12.6	11.6
Average Per Game.....	201.1	240.8
Touchdowns Passing.....	16	21
Total Offense	3765	3956
Total Plays.....	745	805
Average Per Play	5.1	4.9
Average Per Game.....	342.3	359.6
Kickoff Returns	51-1033	46-1115
Punt Returns.....	32-298	17-97
Interception Returns	13-147	5-121
Kick Return Average	20.3	24.2
Punt Return Average.....	9.3	5.7
Interception Return Average.....	11.3	24.2
Fumbles-Lost.....	19-9	22-7
Penalties-Yards	65-561	76-600
Average Per Game.....	51.0	54.5
Punts-Yards	62-2234	59-2213
Average Per Punt.....	36.0	37.5
Net Punting Average.....	33.5	31.4
Time of Possession/Game	30:40	29:20
Third Down Conversions	50-162	53-160
Percentage.....	31%	33%
Fourth Down Conversions	10-28	15-27
Percentage.....	36%	56%
Sacks-Yards	34-267	24-142
Miscellaneous Yards	0	1
Touchdowns Scored	40	40
Field Goals-Attempts	7-12	9-14
On-Sides Kicks	1-1	0-2
Red Zone Scores	26-31	37-47
Percentage.....	84%	79%
Red Zone Touchdowns.....	21-31	30-47
Percentage.....	68%	64%
PAT-Attempts	34-37	33-37
Attendance	10,900	18,836
Average.....	2,180 (5 games)	3,139 (6 games)

SCORE BY QUARTERS

	1	2	3	4	Total
Miners	61	126	56	56	--299
Opponents	61	57	92	90	--300

2011 Season Highs

Individual

Rushes	20, Curterris Goiden vs. Northwestern Okla. (Oct. 1)
	20, Curterris Golden vs. Kentucky Wesleyan (Oct. 15)
Rushing Yards	151, Ryan Taylor vs. Kentucky Wesleyan (Oct. 15)
Pass Attempts	41, Josh Firm vs. Midwestern State (Sept. 10)
Completions	22, Josh Firm vs. Drake (Sept. 17)
Passing Yards	348, Josh Firm vs. South Dakota Mines (Oct. 8)
Receptions	9, Smook Thomas vs. Drake (Sept. 17)
	9, Smook Thomas vs. Lindenwood (Sept. 24)
Receiving Yards	131, Smook Thomas vs. Drake (Sept. 17)
Field Goals	2, Will Morrison vs. Okla. Panhandle St. (Sept. 3)
	2, Will Morrison vs. Lindenwood (Sept. 24)
Punts	10, Will Morrison vs. Midwestern State (Sept. 10)
Tackles	13, Chris Emesih vs. Okla. Panhandle St. (Sept. 3)
	13, Chris Emesih vs. South Dakota (Nov. 12)
Interceptions	1, by several players
Total Offense	354, Josh Firm vs. South Dakota Mines (Oct. 8)

Longest Plays

Rushing	73, Ryan Taylor vs. Kentucky Wesleyan (Oct. 15)
Passing	72, Josh Firm to Nick Taylor vs. Oklahoma Panhandle State (Sept. 3)
	72, Josh Firm to Kevin Dillon vs. Lindenwood (Sept. 24)
Field Goal	45, Adam Peden vs. Kentucky Wesleyan (Oct. 15)
Punt	74, Cole Wassner vs. Saint Joseph's (Nov. 5)
Punt Return	28, Smook Thomas vs. Drake (Sept. 17)
Kickoff Return	56, Mike Wilson vs. William Jewell (Oct. 22)

Opponents

Rushes	21, Patrick Cashmore, Drake (Sept. 17)
Rushing Yards	89, Cameron Crabtree, Saint Joseph's (Nov. 5)
Pass Attempts	52, Kevin Lauchland, Okla. Panhandle St. (Sept. 3)
Completions	26, Chris Owen, Kentucky Wesleyan (Oct. 15)
Passing Yards	304, John Uribe, Lindenwood (Sept. 24)
Receptions	9, Andrew Helmick, Lindenwood (Sept. 24)
	9, Shawn Mooney, Kentucky Wesleyan (Oct. 15)
	9, E.J. Woody, Saint Joseph's (Nov. 5)
Receiving Yards	144, Will Powell, South Dakota (Nov. 12)
Field Goals	2, Billy Janssen, Drake (Sept. 17)
	2, Will Frevert, William Jewell (Oct. 24)
	2, Kevin Robb, South Dakota (Nov. 12)
Punts	7, Sean Livengood, Okla. Panhandle St. (Sept. 3)
	7, Andy Smith, South Dakota Mines (Oct. 8)
	7, Anthony Bradley, Saint Joseph's (Nov. 5)
Tackles	12, Nick Windebanks, William Jewell (Oct. 22)
	12, Ben Gomes, Saint Joseph's (Nov. 5)
Interceptions	1, by several players
Total Offense	346, Donte Warren, South Dakota (Nov. 12)

Longest Plays

Rushing	65, Darryl Brister, Okla. Panhandle St. (Sept. 3)
Passing	61, D.J. Mendenhall to Joe Webb, Urbana (Oct. 29)
Field Goal	51, Kevin Robb, South Dakota (Nov. 12)
Punt	60, Anthony Bradley, Saint Joseph's (Nov. 5)
Punt Return	28, Brent Shelton, Drake (Sept. 17)
Kickoff Return	87, Darryl Brister, Okla. Panhandle St. (Sept. 3)

2011: GAME BY GAME



Game 1: Miners 34, Oklahoma Panhandle St. 23
Sept. 3 at Goodwell, Okla.

Miners (1-0)	14	10	7	3	-- 34
Okla. Panhandle (0-1)	0	0	17	6	-- 23

First Quarter

S&T--Zach Melber 25 yd. fumble return, Will Morrison kick (5:05)

S&T--Adam Clark 3 yd. run, Morrison kick (1:59)

Second Quarter

S&T--Morrison 43 yd. field goal (2:35)

S&T--Clark 4 yd. run, Morrison kick (0:26)

Third Quarter

S&T--Nick Taylor 72 yd. pass from Josh Firm, Morrison kick (13:32)

OPSU--Justice Paterson 5 yd. pass from Kevin Lauchland, Carlos Nieto kick (12:30)

OPSU--Nieto 30 yd. field goal (8:12)

OPSU--Travaris Walker 45 yd. run, Nieto kick (5:14)

Fourth Quarter

OPSU--Josa Mendoza 3 yd. pass from Lauchland, kick blocked (4:59)

S&T--Morrison 39 yd. field goal (0:07)

Team Statistics

	S&T	OPSU
First Downs	8	14
Rushing	41-83	32-141
Passing	11-21-0	23-53-1
Passing Yards	159	171
Total Yards	242	312
Fumbles-Lost	3-3	4-1
Penalties-Yards	10-88	8-47
Punts-Average	8-36.1	7-40.3
Third Downs	2/15	5/21
Time of Possession	30:31	29:29

Individual Statistics

Rushing

S&T--Adam Clark 19-58, Jake Drallmeier 8-36, Mike Wilson 5-12, Ryan Taylor 4-8, Team 2-(-4), Josh Firm 3-(-27). OPSU--Darryl Brister 6-73, Travaris Walker 5-69, Josa Mendoza 6-15, Chris Pearson 3-11, Justin Paterson 1-(-2), Team 1-(-8), Kevin Lauchland 10-(-17).

Passing

S&T--Josh Firm 11-21-0-159. OPSU--Kevin Lauchland 23-52-1-171, Team 0-1-0-0.

Receiving

S&T--Smook Thomas 5-40, Nick Taylor 3-98, Jake Drallmeier 2-8, Kevin Dillon 1-13. OPSU--Justin Paterson 3-25, Tyler Northcutt 2-19, Chris Pearson 3-18, Darryl Brister 2-44, Isaiah Warren 2-23, Zach Patton 2-15, Travaris Walker 2-12, Steve Olopo 2-7, Josa Mendoza 2-5, Clay Dirickson 1-4, Nick Collins 1-(-1).

S&T holds off OPSU rally to claim win in opener

GOODWELL, Okla. – Missouri S&T took advantage of some mistakes in the punting game to build a 31-point lead in its season opener, then held on to come away with a 34-23 victory over Oklahoma Panhandle State for its first season-opening win in six years.

The Miners blocked two punts – recovering both inside the Aggies' five-yard line – and scored touchdowns on both occasions, while also turning a fumbled snap into another touchdown in the opening half of play.

The fumbled snap on the Aggies' second possession of the night was recovered by redshirt freshman linebacker Zach Melber and he returned it 25 yards for the first score of the evening. On OPSU's next possession, another redshirt freshman, Dawan Ferguson blocked Sean Livengood's punt and recovered the ball on the Aggie three-yard line.

Adam Clark went into the end zone on the next play to increase the Miner lead to 14-0.

S&T added to its advantage later in the period when Will Morrison kicked a 43-yard field goal, then John Heineken blocked another OPSU punt and recovered it on the three-yard line with 37 seconds to go in the half. Two plays later, Clark scored from the four, giving S&T a 24-0 lead despite accumulating only 53 yards of total offense in the first half.

S&T added to its lead – and more than doubled its offensive output for the night in the process – when Firm hit freshman wideout Nick Taylor down the middle of the field; Taylor took it 72 yards for a touchdown that gave the Miners a 31-0 lead and the game appeared to be headed for a rout. OPSU would run off 23 unanswered points to draw closer, but the Miners got a 39-yard field goal from Morrison in the final minute to clinch the win.



Adam Clark scored two touchdowns in his Miner debut in S&T's 34-23 opening game win at Oklahoma Panhandle State.



Game 2: Midwestern State 41, Miners 0 Sept. 10 at Rolla, Mo.

Midwestern State (1-0)	0	27	14	0	-- 41
Miners (1-1)	0	0	0	0	-- 0

First Quarter

No scoring

Second Quarter

MSU--Brandon Kelsey 5 yd. run, Greg Saladino kick (12:31)

MSU--Lester Bush 3 yd. run, Saladino kick (5:42)

MSU--Kelsey 22 yd. run, kick failed (3:46)

MSU--Keidrick Jackson 1 yd. run, Saladino kick (0:51)

Third Quarter

MSU--David Little 32 yd. pass from Kelsey, Saladino kick (10:50)

MSU--Little 9 yd. pass from Kelsey, Saladino kick (5:10)

Fourth Quarter

No scoring

Team Statistics

	MSU	S&T
First Downs	23	16
Rushing	43-253	33-37
Passing	15-25-1	20-43-1
Passing Yards	200	142
Total Yards	453	179
Fumbles-Lost	1-1	1-0
Penalties-Yards	12-103	2-25
Punts-Average	5-37.6	10-31.3
Third Downs	4/9	4/19
Time of Possession	27:04	32:56

Individual Statistics

Rushing

MSU--Keidrick Jackson 9-82, Brandon Kelsey 8-66, Lester Bush 9-45, Jimmy Pipkin 6-32, Peter Smith 8-22, Joe Sanders 3-6. S&T--Curterris Golden 13-32, Bobby Pettis 5-13, Mike Wilson 3-6, Ryan Taylor 4-4, Jake Drallmeier 1-(-1), Adam Clark 2-(-3), Josh Firm 5-(-14).

Passing

MSU--Brandon Kelsey 13-20-1-187, Joe Sanders 2-5-0-13.

S&T--Josh Firm 19-41-1-142, Steve Watson 1-2-0-0.

Receiving

MSU--David Little 7-100, Edgard Theliar 4-55, Kelvin Swanson 1-14, Dalton Etimani, 1-13, Thomas Carper 1-8, Matt Tanner 1-0. S&T--Smook Thomas 8-70, Joseph Hyman 3-21, Kevin Dillon 3-10, Clay Kinman 2-26, Curterris Golden 2-6, Nick Taylor 1-9, Jake Drallmeier 1-0.

Miners drop home opener to Mustangs

ROLLA, Mo. -- After a scoreless first quarter, Midwestern State ran off 41 unanswered points in a span of seven possessions and went on to a 41-0 victory over Missouri S&T in the Miners' home opener.

The Mustangs, who were playing their season opener, were forced into two punts and a turnover in their first three possessions by the S&T defense. But on their fourth possession, they picked up the tempo and drove 65 yards for a score, getting into the end zone on a five-yard run by quarterback Brandon Kelsey with 12:31 to go in the half.

That touchdown was followed by three more before the second quarter ended, which came on a five-yard run by Lester Bush, a 22-yard scamper by Kelsey and a one-yard scoring run with 51 seconds to go by Keidrick Jackson.

Kelsey also threw two scoring passes in the second half to David Little, covering 32 and nine yards.

The Miners had the first good scoring opportunity in the contest in the opening period. Jimmy Barnhart recovered a Jackson fumble at the Mustangs' 38-yard line, then S&T eventually drove to the two-yard line before settling for a 19-yard field goal attempt from Will Morrison. However, Morrison pushed the ball to the right and the Miners came away emptyhanded.

After the teams traded punts, the Mustangs went on their initial scoring drive of the night, with Kelsey completing passes of 25 yards to Little and 27 yards to Edgard Theliar to get into position for his five-yard scoring run to culminate the drive.

S&T halted a scoring chance on MSU's next possession when senior Cameron Williams intercepted a pass inside the Miners' 10-yard line, but the Mustangs would score on their next five possessions to break the contest open.



Edwin Scott recorded four tackles, including a quarterback sack, against Midwestern State.

2011: GAME BY GAME



Game 3: Drake 27, Miners 23
Sept. 17 at Des Moines, Iowa

Miners (1-2)	0	14	0	9	-- 23
Drake (2-1)	7	10	3	7	-- 27

First Quarter

DU--Nathan Paddock 16 yd. pass from Mike Piatkowski, Billy Janssen kick (5:58)

Second Quarter

DU--Brent Shelton 28 yd. return of blocked punt, Janssen kick (14:12)

DU--Janssen 45 yd. field goal (11:40)

S&T--Adam Clark 7 yd. run, kick blocked (9:16)

S&T--Leon Moody 13 yd. pass from Josh Firm, Kevin Dillon pass from Firm (0:23)

Third Quarter

DU--Janssen 37 yd. field goal (3:16)

Fourth Quarter

DU--Patrick Cashmore 27 yd. pass from Piatkowski, Janssen kick (13:21)

S&T--Jake Giljum 4 yd. pass from Firm, Will Morrison kick (10:47)

S&T--Safety, punter stepped out of end zone (3:24)

Team Statistics

	S&T	DU
First Downs	11	16
Rushing	28-34	41-69
Passing	22-39-0	17-30-2
Passing Yards	227	230
Total Yards	261	299
Fumbles-Lost	1-0	1-0
Penalties-Yards	6-43	6-50
Punts-Average	8-39.4	5-47.0
Third Downs	4/16	2/13
Time of Possession	28:30	31:30

Individual Statistics

Rushing

S&T--Curterris Golden 8-22, Adam Clark 4-17, Bobby Pettis 4-5, Josh Firm 11-0, Will Morrison 1-(-10). DU--Patrick Cashmore 21-75, Trey Morse 11-23, Jacob Dines 1-3, Team 2-(-2), Billy Janssen 1-(-2), Mike Piatkowski 5-(-28).

Passing

S&T--Josh Firm 22-39-0-227. DU--Mike Piatkowski 17-30-2-230.

Receiving

S&T--Smook Thomas 9-131, Kevin Dillon 3-32, Joseph Hyman 2-28, Leon Moody 2-16, Curterris Golden 2-(-1), Clay Kinman 1-9, Jake Drallmeier 1-6, Jake Giljum 1-4, Nick Taylor 1-2. DU--Drew Blackmon 4-34, Nick Rose 3-47, Nathan Paddock 3-41, Patrick Cashmore 2-52, Joey Orlando 2-29, Kevin Marshall 2-20, Trey Morse 1-7.

Miners' rally efforts fall short at Drake

DES MOINES, Iowa – Missouri S&T was unable to overcome a pair of double-digit deficits, as its rally efforts fell short in a 27-23 loss to Drake University.

The Miners trailed by 17 points in the first half and by as many as 13 in the fourth quarter. They cut significantly into both leads, getting to within four late in the contest, but was unable to mount a scoring drive on their final possession after getting great field position in the final minutes and dropped to 1-2 on the season.

Trailing 17-0 early in the second quarter, the Miners got on the scoreboard with a 71-yard scoring drive that culminated with a seven-yard scoring run by Adam Clark.

Before the first half ended, Smook Thomas returned a punt to the Drake 24-yard line and followed that by catching a pass that gave S&T first-and goal just inside the 10. After a sack, Josh Firm threw a 14-yard touchdown pass to a leaping Leon Moody for a touchdown with 23 seconds to go in the half; Dillon caught a two-point conversion pass to cut the lead to 17-14.

After Drake pushed the lead back to 13, Firm threw a four-yard touchdown pass to redshirt freshman Jake Giljum to make it 27-21 with 10:47 to play. The Bulldogs later took an intentional safety when they were backed up deep in their own territory and gave the ball back to S&T at mid-field following the free kick.

But the Miners were unable to get a first down and surrendered the ball on downs; Drake was able to run out the clock after getting a first down.



Kevin Dillon had three receptions as the Miners dropped a close decision at Drake.



Game 4: Miners 19, Lindenwood 13 Sept. 24 at Rolla, Mo.

Lindenwood (3-1)	0	0	6	7	-- 13
Miners (2-2)	3	16	0	0	-- 19

First Quarter

S&T-- Will Morrison 36 yd. field goal (8:50)

Second Quarter

S&T--Kevin Dillon 72 yd. pass from Josh Firm, Morrison kick (14:07)

S&T--Jake Giljum 5 yd. pass from Firm, run failed (9:25)

S&T--Morrison 28 yd. field goal (4:47)

Third Quarter

LU--Therman McGowan 20 yd. run, pass failed (9:48)

Fourth Quarter

LU--Terance Jackson 12 yd. pass from John Uribe, James Neal kick (9:18)

Team Statistics

	LU	S&T
First Downs	16	15
Rushing	26-69	36-147
Passing	21-39-1	19-38-0
Passing Yards	298	195
Total Yards	367	342
Fumbles-Lost	6-2	1-1
Penalties-Yards	7-54	3-15
Punts-Average	5-37.8	8-35.0
Third Downs	2/12	6/19
Time of Possession	24:02	35:58

Individual Statistics

Rushing

LU--Therman McGowan 16-69, Tim Celestine 1-5, Team 1-0, John Uribe 8-(-5). S&T--Ryan Taylor 9-61, Jake Drallmeier 1-48, Bobby

Pettis 16-33, Josh Firm 6-8, Adam Clark 1-1, Team 1-(-4).

Passing

LU--John Uribe 21-39-1-298. S&T--Josh Firm 19-38-0-195.

Receiving

LU--Andrew Helmick 9-123, Alex Robinson 4-57, Mike Bunton 3-56, Ty Munnerlyn 2-27, Therman McGowan 2-23, Terance Jackson 1-12. S&T--Smook Thomas 9-72, Kevin Dillon 3-87, Jake Drallmeier 3-20, Bobby Pettis 2-6, Jake Giljum 1-5, Leon Moody 1-5.

Miners hold off Lions to pick up a big win

ROLLA, Mo. – A spectacular first half and a strong finish defensively gave the Miners one of their biggest wins in the last three years, as Missouri S&T knocked off high-powered Lindenwood 19-13 at Allgood-Bailey Stadium.

Facing a team that was averaging 44.5 points per game and had scored 122 points over the last two weeks, as well as having a victory in the ledger over an NCAA Division I opponent, the Miners held the Lions scoreless in the first half and got two key defensive stops in the final seven minutes to secure the victory.

S&T took the lead on a 36-yard field goal by Will Morrison at the 8:50 mark of the opening period, then used the big play in getting its next two scores soon after the Miner defense made one of its own.

Lindenwood drove from its own 31 after the Morrison field goal to the Miner three, but on a second-and-goal play, Hilton Dawson knocked the ball free from Therman McGowan and S&T's Lonnell Jones recovered it at the seven to halt the scoring opportunity.

Two plays into the second quarter, Josh Firm connected with Kevin Dillon on a 72-yard scoring pass, as Dillon caught the ball inside the 30 and beat Lion safety Cody Fogle to the goal line to make it 10-0. On the Miners' next possession, Ryan Taylor had a 42-yard run to the Lindenwood two-yard line to set up a five-yard scoring pass from Firm to Jake Giljum two plays later.

S&T surprised the Lions with an onside kick and recovered it at its own 43, but had to punt after regaining possession. However, on the first play after the Lions got the ball back, Chris Emesih forced a fumble on a swing pass to Therman McGowan that Cameron Williams recovered at the Lindenwood 21. Morrison's 28-yard field goal extended the lead to 19-0.

Lindenwood scored twice in the second half on a 20-yard run by McGowan and a 17-yard scoring pass from Uribe to Terance Jackson, but Hilton Dawson ended the Lions' final threat with an interception on an overthrown ball with 1:19 to play.



Jake Giljum's touchdown reception was part of S&T's 19-point first half in the victory over Lindenwood.

2011: GAME BY GAME



Game 5: Northwestern Okla. 22, Miners 17
Oct. 1 at Alva, Okla.

Miners (2-3)	7	0	7	3	-- 17
NW Oklahoma (2-3)	6	0	10	6	-- 22

First Quarter

S&T--Smook Thomas 24 yd. pass from Josh Firm, Adam Peden kick (7:30)

NWOSU--Ketih Barefield 5 yd. pass from Kyle Jech, kick blocked (2:00)

Second Quarter

No scoring

Third Quarter

NWOSU--Edgar Colmenares 21 yd. field goal (10:11)

S&T--Ryan Taylor 24 yd. run, Peden kick (8:58)

NWOSU--Andrew King 17 yd. pass from Jech, Colmenares kick (7:54)

Fourth Quarter

S&T--Peden 17 yd. field goal (12:47)

NWOSU--Jech 2 yd. run, run failed (11:13)

Team Statistics

	S&T	NWOSU
First Downs	20	15
Rushing	44-186	32-88
Passing	16-33-0	14-25-0
Passing Yards	190	172
Total Yards	376	260
Fumbles-Lost	0-0	3-1
Penalties-Yards	5-37	3-25
Punts-Average	3-38.3	5-33.4
Third Downs	5/16	4/12
Time of Possession	35:34	24:26

Individual Statistics

Rushing

S&T--Curterris Golden 20-92, Ryan Taylor 13-83, Jake Dralmeier 2-6, Steve Watson 2-6, Adam Clark 1-1, Mike Wilson 1-0, Josh Firm 5-(-2). NWOSU--Jemril Martin 6-29, Jared Jackson 15-26, Kyle Jech 6-20, Taylor Hoopoe 3-14, Team 1-0, Avery Morris 1-(-1).

Passing

S&T--Josh Firm 16-33-0-190. NWOSU--Kyle Jech 14-25-0-172.

Receiving

S&T--Smook Thomas 5-94, Kevin Dillon 3-53, Jake Dralmeier 3-21, Leon Moody 2-5, Ian Kreher 1-9, Nick Taylor 1-9, Ryan Taylor 1-(-1). NWOSU--Kent McDonald 7-132, Taylor Hoopoe 4-9, Andrew King 1-17, Jared Jackson 1-9, Keith Barefield 1-5.

Final drive falls short for S&T in Oklahoma

ALVA, Okla. – Missouri S&T’s last-ditch drive to pull out a victory came up short as Northwestern Oklahoma State held on for a 22-17 victory over the Miners.

S&T got the ball on its own four-yard line with 54 seconds to play and drove to the Rangers’ 33-yard line with 25 seconds remaining. However, the Miners saw four pass attempts fall incomplete, the last two in the end zone, to see their opportunity to ruin the host’s Homecoming go by the wayside.

The Miners broke on top in the opening quarter after forcing a turnover on NWOSU’s opening possession. Ranger quarterback Kyle Jech completed a third down pass to Kent McDonald that would have been good for a first down, but Sean Martin knocked the ball free near midfield and Edwin Scott returned it to the Ranger 36-yard line.

Six plays after the turnover, Firm threw a 24-yard scoring pass to Thomas to give S&T a 7-0 lead exactly midway through the first quarter.

The Rangers answered right back, as a 66-yard drive culminated in a four-yard scoring pass from Jech to Keith Barefield to make it 7-6 at the break, then the second half saw the game suddenly become more wide open.

After the Rangers took a 9-7 lead, S&T responded as Curterris Golden raced 48 yards to the NWOSU 24-yard line to set up a scoring run by Ryan Taylor on the next play that put S&T back in front.

S&T took a 17-16 lead in the fourth quarter on Adam Peden’s 17-yard field goal, but the Rangers returned a short kickoff into S&T territory to set up the eventual winning drive. A 26-yard run by Jemril Martin got the Rangers to the Miners’ two, then Jech scored on a quarterback sneak with 11:13 remaining to put NWOSU back in front.



Ryan Taylor ran for 83 yards, including a 24-yard scoring run, but S&T fell short at Northwestern Oklahoma.



Game 6: Miners 60, S.D. School of Mines 6 Oct. 8 at Rolla, Mo.

S.D. Mines (0-6)	0	0	0	6	-- 6
Miners (3-3)	20	20	7	13	-- 60

First Quarter

S&T--Kevin Dillon 35 yd. pass from Josh Firm, Will Morrison kick (13:25)

S&T--Curterris Golden 31 yd. pass from Josh Firm, Morrison kick (5:20)

S&T--Hilton Dawson 38 yd. interception return, kick failed (3:39)

Second Quarter

S&T--Firm 5 yd. run, Morrison kick (12:46)

S&T--Smook Thomas 55 yd. pass from Josh Firm, Morrison kick (10:34)

S&T--Golden 3 yd. run, kick failed (1:19)

Third Quarter

S&T--Joseph Hyman 28 yd. pass from Josh Firm, Adam Peden kick (13:50)

Fourth Quarter

S&T--Ryan Taylor 46 yd. run, Peden kick (12:17)

SDSMT--Marshall Davis 15 yd. pass from Nick Russell, kick failed (8:37)

S&T--Mike Wilson 8 yd. run, run failed (1:45)

Team Statistics

	SDSMT	S&T
First Downs	21	21
Rushing	41-70	33-175
Passing	20-39-1	19-29-1
Passing Yards	219	397
Total Yards	289	572
Fumbles-Lost	3-2	2-0
Penalties-Yards	5-35	8-92
Punts-Average	7-35.1	2-42.0
Third Downs	4/18	5/11
Time of Possession	31:01	28:59

Individual Statistics

Rushing

SDSMT--Lukas Van Lacken 11-61, Jamie Dale 15-39, Chris Sawdy 3-7, Colen Kling 1-1, Anthony Renteria 1-0, Dustin Meneley 1-(-6), Nick Russell 9-(-32). S&T--Curterris Golden 14-77, Ryan Taylor 2-47, Mike Wilson 7-28, Steve Watson 3-21, Jake Drallmeier 2-7, Josh Firm 2-6, Team 3-(-11).

Passing

SDSMT--Nick Russell 19-38-1-181, Dustin Meneley 1-1-0-38. S&T--Josh Firm 16-25-1-348, Steve Watson 3-4-0-49.

Receiving

SDSMT--Marshall Davis 4-82, Lukas Van Lacken 4-37, Jamie Dale 4-19, Jaryd Francis 2-20, Chris Sawdy 2-10, Austin Daniels 1-19, Dusty Daniels 1-17, Bernis Berber 1-8, Andrew Orchard 1-7. S&T--Smook Thomas 4-101, Joseph Hyman 4-96, Kevin Dillon 3-54, Leon Moody 2-45, Jake Drallmeier 2-42, Curterris Golden 1-31, Nick Taylor 1-12, Danny Fish-kind 1-11, Adam Clark 1-5.

Miners hammer 'Rockers in S&T's 1000th game

ROLLA, Mo. – Missouri S&T decided to have quite a celebration when playing its 1,000th football game, putting up its best offensive performance in nearly three years to blast South Dakota School of Mines 60-6 on Homecoming at Allgood-Bailey Stadium.

The Miners cut through the winless Hardrockers by scoring touchdowns on each of their first four possessions and added a defensive score along the way to build a 34-0 lead less than 20 minutes into the game. S&T finished the first half with a 40-0 lead and cruised through the second half as it finished with a season-best 572 yards of total offense, the most since putting up 666 in a Nov. 8, 2008 win over Southwest Baptist.

S&T got the ball to open the game and needed just four plays to cover 66 yards to get on the scoreboard. The drive ended with a 35-yard touchdown pass from Josh Firm to Kevin Dillon after only 95 seconds had elapsed.

Firm's second scoring pass covered 31 yards to Curterris Golden, who carried a defender into the end zone after making the catch to increase the lead to 14-0. Less than two minutes later, the defense got in on the scoring as Hilton Dawson picked off a Nick Russell pass and returned it 38 yards for a touchdown to make it 20-0.

Firm scored on a fourth-and-goal play early in the second quarter, as he rolled to his right and took off for the end zone for the score. After the Miner defense got a three-and-out, Firm connected with Smook Thomas, who darted through the Hardrocker defense for a 55-yard scoring play that put the Miners up 34-0 with 10:34 left in the first half.

Golden got his second touchdown of the afternoon just before halftime on a three-yard run to give S&T its 40-point halftime advantage.



Josh Firm threw for a season-high 348 yards in S&T's rout of South Dakota School of Mines on Homecoming.

2011: GAME BY GAME



Game 7: Miners 52, Kentucky Wesleyan 28 Oct. 15 at Owensboro, Ky.

Miners (4-3)	7	17	7	21	-- 52
Ky. Wesleyan (0-7)	0	7	7	14	-- 28

First Quarter

S&T--Curterris Golden 2 yd. run, Adam Peden kick (1:41)

Second Quarter

S&T--Ryan Taylor 35 yd. run, Peden kick (7:51)

S&T--Golden 22 yd. run, Peden kick (3:36)

KWC--Jake Pepper 4 yd. pass from Chris Owen, Matt Wilson kick (0:52)

S&T--Peden 45 yd. field goal (0:05)

Third Quarter

S&T--Taylor 3 yd. run, Peden kick (10:15)

KWC--Shawn Mooney 6 yd. pass from Owen, Wilson kick (3:38)

Fourth Quarter

S&T--Golden 1 yd. run, Peden kick (14:13)

KWC--Owen 1 yd. run, Wilson kick (12:46)

S&T--Taylor 73 yd. run, Peden kick (12:31)

S&T--Mike Wilson 5 yd. run, Peden kick (5:44)

KWC--Orrin Petermen 5 yd. run, Wilson kick (1:19)

Team Statistics

	S&T	KWC
First Downs	21	18
Rushing	55-356	15-21
Passing	10-16-0	29-61-4
Passing Yards	119	258
Total Yards	475	279
Fumbles-Lost	4-2	0-0
Penalties-Yards	9-76	10-51
Punts-Average	3-32.7	4-35.0
Third Downs	6/13	7/15
Time of Possession	30:42	29:18

Individual Statistics

Rushing

S&T--Ryan Taylor 14-151, Curterris Golden 20-112, Jake Dral-Imeier 2-40, Steve Watson 7-33, Mike Wilson 5-30, Cole Was- sner 1-1, Team 2-(-1), Josh Firm 4-(-10). KWC--Will Barnes 1-14, Orrin Petermen 2-6, Brett Leary 9-2, Chris Owen 3-(-1).

Passing

S&T--Josh Firm 10-16-0-119. KWC--Chris Owen 26-51-3-231, Will Barnes 3-9-0-27, Joey Kramer 0-1-1-0.

Receiving

S&T--Smook Thomas 3-44, Kevin Dillon 2-22, Ian Kreher 1-29, Jake Dralmeier 1-11, Adam Clark 1-7, Joseph Hyman 1-3, Curterris Golden 1-3. KWC--Shawn Mooney 9-72, Jake Pepper 7-56, TaRon Squires 4-82, Derek Brown 4-13, Joey Kramer 3-17, Orrin Petermen 2-18.

Ground work nets S&T road win over Panthers

OWENSBORO, Ky. – A huge performance by Missouri S&T's ground game – which including a record-tying seven rushing touchdowns – paced the Miners to a 52-28 victory over Kentucky Wesleyan.

The Miners ran for 356 yards on the afternoon, the most in a game in three seasons, and scored all seven of their touchdowns on the ground as they wore down the winless Panthers throughout the course of the afternoon. Mean- while, S&T's defense intercepted four passes in the first half of the contest and kickstarted the offensive unit after it got off to a slow start.

Ryan Taylor and Curterris Golden each scored three times for S&T, with Golden scoring on first half runs of two and 22 yards and on a one-yard run in the fourth quarter. Golden had 112 yards rushing on the afternoon.

Taylor, who led the way with 151 yards on the ground, scored on a 35-yard run in the first half, then added scoring runs of three and 73 yards in the second half. Mike Wilson had the Miners' seventh touchdown run of the game.

The seven touchdowns on the ground tied the mark estab- lished on Oct. 25, 1986 against Lincoln. Meanwhile, Taylor and Golden became the first pair of Miner backs since 2007 and seventh since 1965 to eclipse the 100-yard mark on the ground in the same contest.



Curterris Golden ran for 112 yards and scored three touchdowns -- among a record-tying seven on the ground for the Miners in their win at Kentucky Wesleyan.



Game 8: Miners 28, William Jewell 26 Oct. 22 at Rolla, Mo.

William Jewell (1-6)	7	3	7	9	-- 26
Miners (5-3)	7	14	7	0	-- 28

First Quarter

WJC--Jon Molzen 3 yd. pass from Sean Shelton, William Frevert kick (9:33)

S&T--Kevin Dillon 13 yd. pass from Josh Firm, Will Morrison kick (2:00)

Second Quarter

WJC--Frevert 20 yd. field goal (12:29)

S&T--Joseph Hyman 13 yd. pass from Firm, Adam Peden kick (6:29)

S&T--Curterris Golden 1 yd. run, Peden kick (0:10)

Third Quarter

WJC--Molzen 33 yd. pass from Shelton, Frevert kick (6:49)

S&T--Ryan Taylor 35 yd. run, Peden kick (1:56)

Fourth Quarter

WJC--Frevert 37 yd. field goal (8:37)

S&T--Molzen 12 yd. pass from Shelton, pass failed (1:37)

Team Statistics

	WJC	S&T
First Downs	24	18
Rushing	38-102	35-164
Passing	22-40-0	13-20-1
Passing Yards	224	161
Total Yards	326	325
Fumbles-Lost	4-0	1-1
Penalties-Yards	5-35	5-47
Punts-Average	6-36.7	6-29.2
Third Downs	7/17	4/10
Time of Possession	34:39	25:21

Individual Statistics

Rushing

WJC--Sean Shelton 19-58, Chris Stuart 8-31, Glen Whitney 8-12,

Phillip Freeman 1-2, Team 1-0, Phil Ancar 1-(-1). S&T--Ryan Taylor 10-83, Curterris Golden 16-63, Jake Drallmeier 1-12, Mike Wilson 2-9, Steve Watson 1-5, Team 1-(-2), Josh Firm 4-(-6).

Passing

WJC--Sean Shelton 22-40-0-224. S&T--Josh Firm 13-20-1-161.

Receiving

WJC--Jon Molzen 8-83, Phillip Freeman 4-38, Ethan Cunningham 3-35, Chris Stuart 2-37, Harrison Blue 2-12, Shane Gibson 1-12, Trey Talley 1-7, Quintan Riser 1-0. S&T--Kevin Dillon 5-92, Leon Moody 3-19, Smook Thomas 2-22, Joseph Hyman 1-14, Jake Drallmeier 1-8, Curterris Golden 1-6.

Late stop gives Miners third straight victory

ROLLA, Mo. – Missouri S&T struggled to slow down a feisty William Jewell team in the second half, but got a stop on a two-point conversion with 1:37 to play to escape with a hard-fought 28-26 win at Allgood-Bailey Stadium.

The Cardinals got a 12-yard touchdown pass from Sean Shelton to Jon Molzen to cut the Miner lead to two and after a timeout, lined up in a swinging gate formation for the two-point conversion. Shelton threw a quick pass out to running back Chris Stuart, but S&T cornerback Sean Martin met him immediately to stop the conversion attempt and keep the Miners in the lead.

Jake Drallmeier secured the onside kick that followed to lock up the Miners' third consecutive victory and fourth in their last five contests.

After spotting the Cardinals an early touchdown, S&T tied the score late in the first quarter, as Ryan Taylor ran for 37 yards on four consecutive carries to the WJC 13, then Josh Firm threw a touchdown pass to Kevin Dillon in the back of the end zone to knot the score.

The Cardinals regained the lead on a 20-yard field goal by Warren Frevert, but the Miners took the lead when Firm connected with Joseph Hyman on a 13-yard scoring pass. Curterris Golden added a one-yard touchdown run with 10 seconds left in the half to give S&T a 21-10 halftime lead.

William Jewell cut the lead to four midway through the third quarter, but Taylor went untouched on a 35-yard run to the end zone after a bad snap on a punt to make it 28-17. The Cardinals moved back to within a score when Frevert drilled a 37-yard field goal with 8:37 to go, then the Miners had to give the ball back to the Cardinals on downs after starting at the WJC 37 following a 63-yard kickoff return by Mike Wilson to set up the dramatic finish.



Sean Martin stops William Jewell's Chris Stuart on a potential game-tying two-point play, allowing S&T to hold on for a 28-26 win over the Cardinals.

2011: GAME BY GAME



Game 9: Urbana 42, Miners 7 Oct. 29 at Urbana, Ohio

Miners (5-4)	0	7	0	0	-- 7
Urbana (6-3)	14	7	7	14	-- 42

First Quarter

UU--D.J. Mendenhall 7 yd. run, Michael Newsome kick (6:43)

UU--Brandon Jackson 5 yd. run, Newsome kick (0:06)

Second Quarter

S&T--Joseph Hyman 46 yd. pass from Josh Firm, Adam Peden kick (11:48)

UU--Juan McKeever 94 yd. interception return, Newsome kick (0:00)

Third Quarter

UU--David Hill 2 yd. run, Newsome kick (5:16)

Fourth Quarter

UU--Joe Webb 61 yd. pass from Mendenhall, Newsome kick (14:50)

UU--Marc Johnson 28 yd. pass from Evan Gehlert, Newsome kick (3:43)

Team Statistics

	S&T	UU
First Downs	17	17
Rushing	36-70	44-174
Passing	17-36-1	16-22-0
Passing Yards	221	274
Total Yards	291	448
Fumbles-Lost	1-1	0-0
Penalties-Yards	3-20	10-110
Punts-Average	4-30.0	5-33.0
Third Downs	5/15	8/14
Time of Possession	32:50	27:10

Individual Statistics

Rushing

S&T--Ryan Taylor 11-46, Jake Drallmeier 5-12, Steve Watson 4-9, Curterris Golden 11-7, Josh Firm 3-0, Adam Clark 2-(-4).
UU--Brandon Jackson 15-71, David Hill 15-59, D.J. Mendenhall 13-40, Evan Gehlert 1-4.

Passing

S&T--Josh Firm 15-28-1-180, Steve Watson 2-8-0-41. UU--D.J. Mendenhall 12-17-0-211, Evan Gehlert 4-5-0-63.

Receiving

S&T--Joseph Hyman 5-84, Leon Moody 4-62, Kevin Dillon 3-26, Ian Kreher 2-13, Adam Clark 2-13, Curterris Golden 1-23. UU--Matt Hightower 8-111, Joe Webb 3-87, Jerrell Leak 2-32, LaVelle Spivey 2-16, Marc Johnson 1-18.

Long return dooms Miners in loss at Urbana

URBANA, Ohio – A 94-yard interception return to close the first half swung the tide of a tight contest in favor of Urbana, as the Blue Knights ended Missouri S&T's three-game winning streak with a 42-7 victory.

The Miners started a possession in Blue Knight territory in the final minute of the first half after Jon Vance blocked a punt, but with time running out in the first half, Juan McKeever jumped in front of a Josh Firm pass heading to the end zone and returned it nearly the length of the field to give Urbana a 21-7 lead at the intermission.

S&T took the football to open the game and took an early gamble on a fourth-and-two from the Urbana 40-yard line, but was stopped short of the first down. The Blue Knights took advantage by driving 59 yards for the first score of the contest, with quarterback D.J. Mendenhall scoring on a seven-yard run.

Urbana added to its lead on its next possession, as Brandon Jackson's five-yard scoring run capped a 65-yard drive that gave the Blue Knights a 14-0 lead as the first quarter ended.

With the wind at its back in the second quarter, S&T got on the scoreboard at the 11:48 mark as Firm – under pressure – completed a 46-yard scoring pass to a well-covered Joseph Hyman. The Miner receiver made the catch, then wrestled away from the defenders to get into the end zone.

S&T was unable to mount a significant drive into Urbana territory over the balance of the first half after the Hyman touchdown until getting the ball at the Blue Knight 36 after the blocked punt. Firm completed a pass to the 23 to Kevin Dillon, but threw the fateful interception three plays later.



Chris Emesih, the Miners' top tackler in 2011, had a game-high 12 tackles for S&T at Urbana.



Game 10: Miners 45, Saint Joseph's 24 Nov. 5 at Rolla, Mo.

Saint Joseph's (2-8)	3	0	7	14	-- 24
Miners (6-4)	3	14	21	7	-- 45

First Quarter

S&T--Adam Peden 31 yd. field goal (12:12)

SJC--Mark Olenek 20 yd. field goal (9:18)

Second Quarter

S&T--Joseph Hyman 14 yd. pass from Josh Firm, Peden kick (11:21)

S&T--Hilton Dawson 23 yd. interception return, Peden kick (11:07)

Third Quarter

S&T--Sean Martin 48 yd. interception return, Peden kick (10:23)

SJC--Horace Lane 3 yd. run, Olenek kick (5:32)

S&T--Curterris Golden 3 yd. run, Peden kick (3:26)

S&T--Hyman 50 yd. pass from Steve Watson, Peden kick (0:24)

Fourth Quarter

S&T--Ryan Taylor 3 yd. run, Peden kick (10:39)

SJC--Alphonso Hines 3 yd. pass from Billy VandeMerkt, Olenek kick (5:17)

SJC--Horace Lane 6 yd. run, Olenek kick (2:22)

Team Statistics

	SJC	S&T
First Downs	24	16
Rushing	22-88	38-184
Passing	31-66-3	11-29-0
Passing Yards	280	193
Total Yards	368	377
Fumbles-Lost	0-0	3-0
Penalties-Yards	6-40	7-63
Punts-Average	7-33.9	3-53.0
Third Downs	5/19	3/14
Time of Possession	30:39	29:21

Individual Statistics

Rushing

SJC--Cameron Crabtree 13-89, Horace Lane 4-9, Billy VandeMerkt 3-2, Tate Borlik 2-(-12). S&T--Ryan Taylor 12-99, Curterris Golden 11-41, Steve Watson 3-19, Mike Wilson 4-18, Jake Drallmeier 4-15, Josh Firm 4-(-8).

Passing

SJC--Tate Borlik 15-38-2-149, Billy VandeMerkt 16-28-1-131. S&T--Josh Firm 7-21-0-93, Steve Watson 4-8-0-100.

Receiving

SJC--E.J. Woody 9-778, Julian Walker 8-91, Cameron Crabtree 5-39, Alphonso Hines 4-49, Tyler Callaghan 3-16, Scott Chapman 1-4, Marquis Stephens 1-3. S&T--Joseph Hyman 5-114, Adam Clark 3-54, Leon Moody 2-22, Jake Drallmeier 1-3.

Miners rout Pumas to clinch winning season

ROLLA, Mo. -- Something that had not happened in the long history of the Miner football program became a key element to allow Missouri S&T to rout Saint Joseph's 45-24 at Allgood-Bailey Stadium -- and lock up a winning 2011 campaign in the process.

Never before had a Miner team returned two interceptions for touchdowns in the same contest, but after taking a 10-3 lead early in the second quarter, the two pick-sixes extended the lead to 24-3 and S&T never looked back as it won for the sixth time against four losses with one game to play.

After the Miners and Pumas traded field goals on their opening possessions of the game, the Miners took the lead with an 80-yard drive that culminated in a 14-yard touchdown reception by Joseph Hyman.

On the very next play after the kickoff, Hilton Dawson picked off Tate Borlik's pass at the Pumas' 23-yard line and took it to the end zone, diving just inside the pylon to make it 17-3 -- and the score would remain that way to the intermission.

The Miners' second interception return came early in the third quarter, as Sean Martin picked off what turned out to be Borlik's last pass of the afternoon and brought it back 48 yards for a score.

Borlik was replaced on the Pumas' next series by Billy VandeMerkt, who proceeded to lead Saint Joseph's to its first touchdown drive of the game.

However, S&T answered right back with a 54-yard scoring drive that culminated in a three-yard run by Curterris Golden, as the Miners scored 21 unanswered points to bust the game wide open.



Hilton Dawson made six tackles and had one of two interception returns by the S&T defense for scores against Saint Joseph's.

2011: GAME BY GAME



Game 11: South Dakota 48, Miners 14
Nov. 12 at Vermillion, S.D.

Miners (6-5)	0	14	0	0	-- 14
South Dakota (6-4)	24	3	14	7	-- 48

First Quarter

USD--Marcus Sims 4 yd. run, Kevin Robb kick (11:12)
USD--Robb 29 yd. field goal (6:15)
USD--Will Powell 48 yd. pass from Dante Warren, Robb kick (4:40)
USD--Warren 26 yd. run, Robb kick (1:41)

Second Quarter

S&T--Curterris Golden 2 yd. run, Adam Peden kick (1:37)
S&T--Joseph Hyman 3 yd. pass from Steve Watson, Peden kick (0:09)
USD--Robb 51 yd. field goal (0:00)

Third Quarter

USD--Powell 24 yd. pass from Warren, Robb kick (8:02)
USD--Chris Ganious 11 yd. run, Robb kick (1:16)

Fourth Quarter

USD--Dustin Nowotny 14 yd. pass from Warren, Robb kick (9:32)

Team Statistics

	S&T	USD
First Downs	16	30
Rushing	27-115	45-230
Passing	18-35-1	20-26-0
Passing Yards	206	317
Total Yards	321	547
Fumbles-Lost	2-1	3-0
Penalties-Yards	7-55	4-50
Punts-Average	7-40.9	4-36.0
Third Downs	6/14	5/10
Time of Possession	26:36	33:24

Individual Statistics

Rushing

S&T--Ryan Taylor 8-43, Steve Watson 5-31, Curterris Golden 10-26, Adam Clark 1-10, Jake Drallmeier 2-4, Mike Wilson 1-1.
USD--Dante Warren 14-58, Marcus Sims 9-47, Chris Ganious 7-35, Noah Pearl 5-32, Earv Archambeau 2-16, Josh VanderMaten 3-16, Jeremy Blount 3-16, Michael Burrus 2-10.

Passing

S&T--Steve Watson 16-27-1-196, Josh Firm 2-6-0-10, Adam Clark 0-1-0-0, Team 0-1-0-0. USD--Dante Warren 17-22-0-288, Josh VanderMaten 3-4-0-29.

Receiving

S&T--Smook Thomas 7-101, Joseph Hyman 4-41, Leon Moody 3-16, Curterris Golden 1-34, Ryan Taylor 1-9, Adam Clark 1-5, Jake Drallmeier 1-0. USD--Will Powell 6-144, Chris Ganious 4-31, Dustin Nowotny 3-77, Jeremy Blount 3-27, Tyler Wilhelm 2-16, Earv Archambeau 1-19, Terrance Terry 1-3.

Miners end 2012 season with loss to Coyotes

VERMILLION, S.D. – Missouri S&T's football team took a step up in competition to close out the 2011 campaign and after cutting into an early 24-point South Dakota lead, ended up on the losing end of a 48-14 decision at the DakotaDome.

The Coyotes, a member of NCAA Division I's Football Championship Subdivision and ranked No. 24 in that division, jumped on the Miners right from the outset by scoring 24 unanswered points in the first quarter. USD drove 55 yards on its opening series for a touchdown, capped by a four-yard scoring run by Marcus Sims.

That scoring march was followed by a drives that ended with a 29-yard field goal by Kevin Robb, a 49-yard touchdown pass from Dante Warren to Will Powell and a 26-yard scoring run by Warren with 1:41 left in the opening quarter.

S&T got on the scoreboard late in the first quarter with an impressive 85-yard drive. Quarterback Steve Watson completed a 25-yard pass to Joseph Hyman on third-and-14 to keep the drive going, then ran 14 yards himself moments later to set up Curterris Golden's two-yard touchdown run with 1:47 to play in the half.

The Miners got the ball back before halftime and immediately got a 57-yard completion from Watson to Smook Thomas to get to the USD 17-yard line. After Watson completed another pass to Thomas on third down, Hyman caught a three-yard scoring pass with 14 seconds remaining to draw the Miners to within 10 at 24-14.

However, a short kickoff and a 24-yard return by Kyle Wheeler gave Robb a chance to try a long field goal before the break, which he made from 51 yards to give USD a 13-point lead at the break.



Smook Thomas closed out the 2011 season with a seven-catch, 101-yard performance against Division I South Dakota.

2011: SCORING DRIVES



Game	Qtr	Time	Scoring Play	Plays	Yards	Time
Okla. Panhandle St.	1	5:05	Zach Melber 25 yd. fumble return	-	-	-
	1	1:59	Adam Clark 3 yd. run	1	3	0:04
	2	2:35	Will Morrison 43 yd. field goal	6	14	2:40
	2	0:26	Adam Clark 3 yd. run	2	3	0:11
	3	13:32	Nick Taylor 72 yd. pass from Josh Firm	2	77	0:53
Midwestern State	4	0:07	Will Morrison 39 yd. field goal	4	-5	1:35
	-	-	No scoring plays	-	-	-
Drake	2	9:16	Adam Clark 7 yd. run	6	71	2:18
	2	0:23	Leon Moody 13 yd. pass from Josh Firm	3	24	0:25
	4	10:47	Jake Giljum 4 yd. pass from Josh Firm	5	72	2:28
	4	3:24	Safety (Punter stepped out of end zone)	-	-	-
Lindenwood	1	8:50	Will Morrison 36 yd. field goal	11	41	5:05
	2	14:07	Kevin Dillon 72 yd. from Josh Firm	2	78	0:53
	2	9:25	Jake Giljum 5 yd. pass from Josh Firm	5	57	2:06
	2	4:47	Will Morrison 28 yd. field goal	6	11	2:45
Northwestern Okla.	1	7:30	Smook Thomas 24 yd. pass from Josh Firm	6	36	2:47
	3	8:58	Ryan Taylor 24 yd. run	3	80	1:09
	4	12:47	Adam Peden 17 yd. field goal	15	73	7:41
South Dakota Mines	1	13:25	Kevin Dillon 35 yd. pass from Josh Firm	4	66	1:35
	1	5:20	Curterris Golden 31 yd. pass from Josh Firm	7	69	2:45
	1	3:39	Hilton Dawson 38 yd. interception return	-	-	-
	2	12:46	Josh Firm 5 yd. run	12	88	4:16
	2	10:34	Smook Thomas 55 yd. pass from Josh Firm	2	58	0:49
	2	1:19	Curterris Golden 3 yd. run	5	31	2:24
	3	13:50	Joseph Hyman 28 yd. pass from Josh Firm	1	28	0:09
	4	12:17	Ryan Taylor 46 yd. run	7	70	3:41
Kentucky Wesleyan	4	1:45	Mike Wilson 8 yd. run	5	61	2:43
	1	1:41	Curterris Golden 2 yd. run	6	26	2:16
	2	7:51	Ryan Taylor 35 yd. run	3	73	1:05
	2	3:36	Curterris Golden 22 yd. run	3	64	0:52
	2	0:05	Adam Peden 45 yd. field goal	6	22	0:42
	3	10:15	Ryan Taylor 3 yd. run	8	50	3:41
	4	14:13	Curterris Golden 1 yd. run	10	44	4:17
	4	12:31	Ryan Taylor 73 yd. run	1	73	0:13
William Jewell	4	5:44	Mike Wilson 5 yd. run	8	74	4:00
	1	2:00	Kevin Dillon 13 yd. pass from Josh Firm	8	67	3:39
	2	6:29	Joseph Hyman 14 yd. pass from Josh Firm	4	27	1:57
	2	0:10	Curterris Golden 1 yd. run	11	91	2:31
	3	1:56	Ryan Taylor 35 yd. run	1	35	0:08
Urbana	2	11:48	Joseph Hyman 46 yd. pass from Josh Firm	6	73	3:12
Saint Joseph's	1	12:12	Adam Peden 31 yd. field goal	5	39	2:48
	2	11:21	Joseph Hyman 14 yd. pass from Josh Firm	11	80	5:56
	2	11:07	Hilton Dawson 23 yd. interception return	-	-	-
	3	10:23	Sean Martin 48 yd. interception return	-	-	-
	3	3:26	Curterris Golden 3 yd. run	6	54	1:58
	3	0:24	Joseph Hyman 50 yd. pass from Steve Watson	3	57	1:30
	4	10:39	Ryan Taylor 3 yd. run	6	64	2:10
South Dakota	2	1:47	Curterris Golden 2 yd. run	13	85	5:33
	2	0:09	Joseph Hyman 3 yd. pass from Steve Watson	5	74	0:32

MINER FOOTBALL RECORDS



INDIVIDUAL RECORDS

Total Offense

Game--499, Evan Gray vs. Austin Peay, Oct. 29, 2005
(499 passing, 0 rushing)
Season--3731, Joe Winters, 2006 (3724 passing, 7 rushing)
Career--5469, Evan Gray, 2003-05 (5597 passing, -128 rushing)

Rushing Attempts

Game--48, Terry Ryan vs. Central Missouri, Nov. 18, 1978
Season--290, Terry Ryan, 1977
Career--841, Terry Ryan, 1975-78

Rushing Yards

Play--90, John Southgate vs. Drury, Nov. 3, 1900 (TD); Clark Bland vs. Missouri, Nov. 1, 1913
Half--166, Ken Okwuonu vs. Missouri Southern, Oct. 31, 1998
Game--227, Steve Kubiak vs. Northwest Missouri State, Oct. 27, 1979
Season--1,314, Terry Ryan, 1977
Career--3,432, Terry Ryan, 1975-78

Rushing Touchdowns

Game--4, Brian Paris vs. Evangel, Sept. 29, 1979
Season--13, David Shields, 2008
Career--29, Terry Ryan, 1975-78

Pass Attempts

Game--76, Evan Gray vs. Missouri Western, Nov. 15, 2003
Season--525, Evan Gray, 2005
Career--875, Evan Gray, 2003-05

Pass Completions

Game--47, Evan Gray vs. Missouri Western, Nov. 15, 2003
Season--302, Evan Gray, 2005
Career--493, Evan Gray, 2003-05

Completion Percentage

Game--89.9%, Jason Schlueter vs. Kentucky Wesleyan, Oct. 18, 2008 (17-19)
Season--68.5%, Jason Schlueter, 2008 (161-235)
Career--57.9%, Dennis Pirkle, 1979-82 (315-544)

Passing Yards

Play--93, Joe Knapp (to Elliott Jackson) vs. Missouri Western, Nov. 11, 1995 (TD)
Quarter--252, Evan Gray vs. Southwest Baptist, Oct. 1, 2005
Half--413, Evan Gray vs. Austin Peay, Oct. 29, 2005
Game--499, Evan Gray vs. Austin Peay, Oct. 29, 2005
Season--3,724, Joe Winters, 2006
Career--5,597, Evan Gray, 2003-05

Passing Touchdowns

Game--7, Brad Guidry vs. Southwest Baptist, Nov. 8, 2008
Season--39, Evan Gray, 2005
Career--59, Evan Gray, 2003-05

Pass Interceptions

Game--6, Greg Haug vs. Missouri Southern, Sept. 29, 1975
Season--24, Greg Haug, 1975
Career--35, Greg Haug, 1973-75

Receptions

Game--16, Smook Thomas vs. Wisconsin-Stevens Point, Sept. 19, 2009
Season--87, Ashton Gronewold, 2007; Chad Shockley, 2010
Consecutive seasons--165, Ashton Gronewold, 2006-07
Career--278, Ashton Gronewold, 2004-07

Receiving Yards

Play--93, Elliott Jackson vs. Mo. Western, Nov. 11, 1995 (TD)
Game--229, Ashton Gronewold vs. Morehead State, Sept. 23, 2006
Season--1,187, Chad Shockley, 2010
Consecutive seasons--2,200, Ashton Gronewold, 2005-06
Career--3,708, Ashton Gronewold, 2004-07

Receiving Touchdowns

Game--4, Ashton Gronewold vs. Southwest Bapt., Oct. 1, 2005
Season--17, Ashton Gronewold, 2005
Career--52, Ashton Gronewold, 2004-06

Touchdowns Scored

Game--4, Brian Paris vs. Evangel, Sept. 29, 1979; Ashton Gronewold vs. Southwest Baptist, Oct. 1, 2005; Ashton Gronewold vs. Morehead State, Nov. 5, 2005
Season--18, Ashton Gronewold, 2005
Career--58, Ashton Gronewold, 2004-06

All-Purpose Yards

Game--357, Ashton Gronewold vs. Tiffin, Nov. 3, 2007 (64 receiving, 295 kickoff returns, -2 punt returns)
Season--2,250, Ashton Gronewold, 2006 (202 rushing, 1,009 receiving, 953 kickoff returns, 86 punt returns)
Career--5,592, Ashton Gronewold, 2004-07 (233 rushing, 3,708 receiving, 1,828 kickoff returns, 223 punt returns)

Extra Points Scored

Game--9, Joe Drahos vs. Southwest Baptist, Nov. 8, 2008
Season--46, Joe Drahos, 2008
Career--89, Marc Armbruster, 2002-05

Field Goals Scored

Game--4, George Stock vs. Lincoln, Oct. 27, 1984; Eivind Listerud vs. Iowa Wesleyan, Sept. 11, 1993; Brandon Risner vs. Quincy, Sept. 6, 1997; Alex Mendrygal vs. Washburn, Oct. 9, 1999
Season--13, Joe Drahos, 2009
Career--33, Jim Zacny, 1985-88
Longest--54 yards, Lance Privett vs. Truman, Sept. 16, 1995

Points Scored

Game--24, Brian Paris vs. Evangel, Sept. 29, 1979; Ashton Gronewold vs. Southwest Baptist, Oct. 1, 2005; Ashton Gronewold vs. Morehead State, Nov. 5, 2005
Season--108, Ashton Gronewold, 2005
Season by kicker--75, Marc Armbruster, 2005
Career--348, Ashton Gronewold, 2004-07

MINER FOOTBALL RECORDS



Interceptions

Game--3 by many players (Most recent: Nathan Williams vs. Emporia State, Oct. 23, 2004)
Season--11, Bill Grantham, 1978
Career--29, Bill Grantham, 1977-80
Longest Return--96 yards, Mark Hopkins vs. Kentucky Wesleyan, Nov. 13, 2009 (TD)
Consecutive Games with an interception--8, Darin Nix, Nov. 6, 1993-Oct. 8, 1994

Punts

Game — 13, Chris Shore vs. Central Missouri, Oct. 31, 1982;
Dustin Penn vs. Central Missouri, Sept. 19, 1988
Season — 82, Dustin Penn, 1999
Career — 298, Dustin Penn, 1998-01

Punting Yardage

Punt--79, Jim Tschannen vs. Truman, Oct. 21, 1949
Game--445, Dustin Penn vs. Central Missouri, Sept. 19, 1998
Season--2,762, Chris Harvey, 2002
Career--10,673, Dustin Penn, 1998-01

Punting Average

Game (min. 3 punts)--48.7, Trey Lunsford vs. Wayne State (Neb.), Sept. 10, 2005
Season--40.0, Calvin Curdt, 1973
Career--37.8, Buster Sanchez, 1968

Punt Returns

Game--9, Craig Heath vs. Missouri Valley, Sept. 8, 1979
Season--30, Randy Hauser, 1981
Career--99, Craig Heath, 1977-80

Punt Return Yardage

Play--97, Frank Ricchi vs. Northwest Missouri State, Oct. 7, 1949 (TD)
Game--167, Mark Hopkins, Oct. 16, 2010
Season--278, Craig Heath, 1977
Career--1,001, Craig Heath, 1977-80

Kickoff Returns

Game--9, Elliott Jackson vs. Pittsburg State, Nov. 4, 1995
Season--31, Clint Moss, 2002
Career--77, Dan Lester, 2000-04; Ashton Gronewold, 2004-07

Kickoff Return Yardage

Play--100, Perry Allison vs. Pittsburg State, Sept. 17, 1955 (TD);
Gene Huffman vs. Northwest Mo. St., Nov. 11, 1951 (TD)
Game--295, Ashton Gronewold vs. Tiffin, Nov. 3, 2007
Season--953, Ashton Gronewold, 2007
Career--1,828, Ashton Gronewold, 2004-07

TEAM RECORDS

Rushing Attempts

Game--78 vs. Missouri Valley, Sept. 8, 1984; vs. Lincoln, Oct. 25, 1986
Season--588, 1984

Rushing Yards

Game--467 vs. Lincoln, Oct. 25, 1986
Game, two teams--623 vs. Southwest Baptist, Oct. 1, 2005 (S&T 77, SBU 546)
Season--2,476, 1984

Rushing Touchdowns

Game--7 vs. Lincoln, Oct. 25, 1986; vs. Kentucky Wesleyan, Oct. 15, 2011
Season--26, 1984

Pass Attempts

Game--76 vs. Missouri Western, Nov. 15, 2003
Season--544, 2004

Pass Completions

Game--47 vs. Missouri Western, Nov. 15, 2003
Season--305, 2005

Completion Percentage

Game--85.7% vs. Lincoln, Nov. 1, 2008 (18-21)
Season--67.6%, 2008

Passing Yards

Game--499 vs. Austin Peay, Oct. 29, 2005
Game, two teams--890 vs. Truman, Oct. 30, 2004 (S&T 449, TSU 441)
Season--3,860, 2006

Passing Touchdowns

Game--7 vs. Southwest Baptist, Nov. 8, 2008
Season--39, 2005

Pass Interceptions

Game--6 vs. Truman, Nov. 8, 1952; vs. Missouri Southern, Sept. 29, 1975
Season--29, 1975

Pass Interception Touchdown Returns

Game--2 vs. Saint Joseph's, Nov. 5, 2011
Season--4, 1969

Plays

Game--99 vs. Missouri Western, Nov. 15, 2003
Season--851, 1978

Total Yards

Most in a game--697 vs. Kentucky Wesleyan, Oct. 18, 2008
Most in a game, two teams--1192 vs. Pittsburg State, Sept. 25, 2004 (PSU 809, S&T 383)
Season--4,945, 2008
Average Per Game--449.5, 2008 (11 games)
Fewest in a game--41 vs. Central Missouri, Sept. 19, 1998

Punts

Game--13 vs. Central Missouri State, Oct. 31, 1992; vs. Emporia State, Oct. 12, 1996; vs. Central Missouri, Sept. 19, 1998
Season--87, 1999

MINER FOOTBALL RECORDS



Punting Yards

Game--445 vs. Central Missouri, Sept. 19, 1998
 Season--2,803, 2002
 Average Per Game--48.7 vs. Wayne State (Neb.), Sept. 10, 2005
 Average Per Season--38.9, 2004 (11 games)

Punt Returns

Game--7 vs. Central Missouri, Oct. 24, 1981; vs. Upper Iowa, August 28, 2004
 Season--36, 1983

Punt Return Yardage

Game--186 vs. Kentucky Wesleyan, Oct. 16, 2010
 Season--527, 2010

Kickoff Returns

Game--12 vs. Tiffin, Nov. 3, 2007
 Season--69, 2003

Kickoff Return Yardage

Game--429 vs. Tiffin, Nov. 3, 2007
 Season--1765, 2007

Kickoff Returns for Touchdowns

Game--2 vs. Tiffin, Nov. 3, 2007
 Season--4, 2007

Interceptions

Game--8 vs. Central Methodist, Nov. 4, 1978
 Season--35, 1978

Interception Returns for Touchdowns

Game--2 vs. Saint Joseph's, Nov. 5, 2011
 Season--4, 1969

Touchdowns Scored

Game--10 vs. Lincoln, Nov. 1, 2008
 Season--57, 2008

Extra Points Scored

Game--9 vs. Southwest Baptist, Nov. 8, 2008
 Season--46, 2008

Field Goals Scored

Game--4 vs. Lincoln, Oct. 27, 1984; vs. Iowa Wesleyan, Sept. 11, 1993; vs. Quincy, Sept. 6, 1997; vs. Washburn, Oct. 9, 1999; vs. Saint Francis (Ind.), Oct. 24, 2009
 Season--13, 2009

Points Scored (Modern Day)

Game--68 vs. Lincoln, Nov. 1, 2008
 Season--408, 2008
 Average per game--37.1, 2008

Points Allowed (Modern Day)

Game--91 vs. Pittsburg State, Sept. 25, 2004
 Season--509, 2004

First Downs

Game--37 vs. Kentucky Wesleyan, Oct. 18, 2008
 Game by rushing--29 vs. Lincoln, Oct. 25, 1986
 Game by passing--23 vs. Truman, Oct. 30, 2004
 Season--257, 2008

Penalties

Game--17 vs. Pittsburg State, Oct. 20, 2001
 Season--88, 1974

Penalty Yards

Game--171 vs. Lincoln, Oct. 8, 1977
 Season--855, 1977

Fumbles

Most, game--11 vs. Northwest Missouri State, Oct. 29, 1955
 Fewest, game--0 on many occasions (Most recent: vs. William Jewell, Oct. 22, 2011)
 Most lost, game--6 vs. Northwest Missouri State, Oct. 29, 1955; vs. Missouri State, Nov. 2, 1963; vs. Missouri Valley, Sept. 12, 1981
 Fewest lost, game--0 on many occasions (Most recent: vs. William Jewell, Oct. 22, 2011)
 Most, season--41, 1991
 Most lost, season--25, 1974
 Fewest, season--14, 1978
 Fewest lost, season--7, 2005, 2009

Miscellaneous

Most wins, season--10, 1980
 Most losses, season--11, 1998, 1999, 2002 & 2003
 Most ties, season--2, on eight occasions (Most recent: 1975)
 Most consecutive wins--14, from Nov. 3, 1979 to Sept. 6, 1981
 Most consecutive losses--31, from Sept. 15, 2001 to Nov. 15, 2003

Missouri S&T Coaching Records

Coach (Years)	Record
A.L. McRae (1893-99)	2-7-0
Theodore Bland (1900)	4-3-0
Wadsworth (1901-03)	10-10-2
Earl Boland (1904-06)	9-8-2
Frank Livingston (1907-08)	7-5-0
Frank Dennie (1909-11; 1915-17)	17-24-4
Harry McCleary (1912-13)	10-5-1
Tom Kelly (1914)	9-0-0
R.R. Sermon (1918-19)	4-7-0
Roger McCune (1920-21)	8-8-0
Stanley McCollum (1922-27)	20-26-3
Harold Grant (1928-36)	30-34-5
Gale Bullman (1937-63)	96-112-9
Dewey Allgood (1964-71)	28-45-2
Charlie Finley (1972-91)	100-100-10
Jim Anderson (1992-98)	17-57-1
Kirby Cannon (1999-2009)	35-86-0
David Brown (2010-present)	9-13-0

TOP 10 LISTS



Rushing Leaders (Season)

1.	Terry Ryan	1,314	1977
2.	Terry Ryan	1,117	1978
3.	Ernest Brown	1,050	1993
4.	Ken Okwuonu	1,018	1999
5.	Randy Shed	956	1983
6.	Terry Ryan	929	1976
7.	Mike Keeler	884	1974
8.	Mike Joshua	869	1974
9.	Keenan Miller	855	2005
10.	Ken Okwuonu	835	2000

Rushing Leaders (Career)

1.	Terry Ryan	3,432	1975-78
2.	Ken Okwuonu	3,062	1998-01
3.	Randy Shed	2,063	1980-84
4.	Mike Joshua	1,988	1971-74
5.	Keenan Miller	1,921	2002-05
6.	Les Clark	1,709	1968-71
7.	Mike Schafer	1,686	1980-84
8.	Keith Smith	1,609	1952-55
9.	Tom Cooper	1,594	1956-59
10.	Paul Wiegard	1,583	1958-61

Passing Leaders (Yards-Season)

1.	Joe Winters	3,724	2006
2.	Evan Gray	3,583	2005
3.	Brandon Landry	2,830	2004
4.	Jason Schlueter	2,638	2009
5.	Evan Gray	2,014	2003
6.	Ken Vaughn	1,888	1977
7.	Jason Schlueter	1,848	2008
8.	Josh Firm	1,826	2011
9.	Greg Haug	1,696	1974
10.	Ron Lewis	1,676	1966

Passing Leaders (Yards-Career)

1.	Evan Gray	5,597	2003-05
2.	Jason Schlueter	4,486	2008-09
3.	Greg Haug	4,284	1973-77
4.	Steve Watson	3,760	2007-11
5.	Dennis Pirkle	3,737	1979-82
6.	Joe Winters	3,724	2006
7.	Pat Godwin	3,587	1968-71
8.	Ron Lewis	3,332	1964-66
9.	Mike Wise	3,072	1989-93
10.	Ken Vaughn	2,973	1976-77

Total Offense (Career)

1.	Evan Gray	5,469	2003-05
2.	Jason Schlueter	4,648	2008-09
3.	Mike Wise	4,225	1989-93
4.	Greg Haug	4,194	1973-75
5.	Steve Watson	3,858	2007-11
6.	Pat Godwin	3,755	1968-71
7.	Joe Winters	3,731	2006
8.	Ron Lewis	3,516	1964-66
9.	Terry Ryan	3,432	1975-78
10.	Ken Okwuonu	3,062	1998-01

Pass Completions (Career)

1.	Evan Gray	493	2003-05
2.	Jason Schluter	406	2008-09
3.	Greg Haug	327	1973-75
4.	Steve Watson	323	2007-11
5.	Dennis Pirkle	315	1979-82
6.	Pat Godwin	282	1968-71
7.	Ron Lewis	263	1964-66
8.	Joe Winters	261	2006
9.	Mike Wise	258	1989-93
10.	Matt Brueckner	235	1996-99

Pass Attempts (Career)

1.	Evan Gray	875	2003-05
2.	Greg Haug	640	1973-75
3.	Jason Schlueter	627	2008-09
T4.	Ron Lewis	625	1964-66
T4.	Pat Godwin	625	1968-71
6.	Steve Watson	590	2007-11
T7.	Mike Wise	578	1989-93
T7.	Matt Brueckner	578	1996-99
9.	Dennis Pirkle	544	1979-82
10.	Scott Brown	522	2000-03

Receptions (Career)

1.	Ashton Gronewold	278	2004-07
2.	Chad Shockley	206	2006-10
3.	Bob Somerville	161	1968-71
4.	Brett Fischer	155	2001-04
5.	Bryan Crider	142	2006-09
6.	Stu Dunlop	139	1972-75
7.	Mike Greaving	135	2005-08
8.	Cole Drussa	134	2001-04
9.	Smook Thomas	126	2009-11
10.	Elliot Jackson	124	1994-97

Receiving Yards (Career)

1.	Ashton Gronewold	3,708	2004-07
2.	Chad Shockley	2,652	2006-10
3.	Brett Fischer	1,976	2001-04
4.	Bob Somerville	1,956	1968-71
5.	Stu Dunlop	1,823	1972-75
6.	Mike Greaving	1,797	2005-08
7.	Elliot Jackson	1,704	1994-97
8.	Clint Moss	1,664	2000-03
9.	Brandon Landry	1,649	2004-06
10.	Chris Alverson	1,645	1989-92

Points (Career)

1.	Ashton Gronewold	348	2004-07
2.	Jim Zacny	187	1985-88
3.	Terry Ryan	180	1975-78
4.	Joe Drahos	172	2007-10
5.	Larry Oliver	157	1966-69
6.	Brandon Landry	152	2004-06
7.	Ken Okwuonu	146	1998-01
T8.	Brian Paris	140	1978-81
T8.	Marc Armbruster	140	2002-05
T8.	Chad Shockley	140	2006-10

TOP 10 LISTS



Rushing attempts (Individual)

- 48, Terry Ryan vs. Central Missouri (Nov. 18, 1978)
- 46, Bob Berry vs. Lincoln (Nov. 26, 1970)
- 41, Les Clark vs. Missouri Valley (Sept. 27, 1969)
- 40, Ernest Brown vs. Missouri Southern (Nov. 6, 1993)
- 35, Les Clark vs. Central Missouri (Oct. 30, 1971)
- 35, Les Clark vs. Northwest Missouri State (Nov. 8, 1969)
- 35, Gary Couse vs. Southeast Mo. St. (Oct. 12, 1963)
- 34, Terry Ryan vs. Lincoln (Nov. 11, 1978)
- 34, Terry Ryan vs. Central Missouri (Oct. 15, 1977)
- 34, Kenton Hupp vs. Washington Univ. (Nov. 4, 1972)
- 34, Kenton Hupp vs. Central Missouri (Oct. 28, 1972)
- 34, Ted Deranja vs. Central Missouri (Oct. 29, 1960)



Ryan

Rushing yards (Individual)

- 227, Steve Kubiak vs. Northwest Mo. State (Oct. 17, 1970)
- 212, Ken Okwuonu vs. Missouri Valley (Sept. 11, 1999)
- 211, Ken Okwuonu vs. Ky. Wesleyan (Sept. 2, 2000)
- 200, Terry Ryan vs. Central Missouri (Nov. 18, 1978)
- 190, Ken Okwuonu vs. Quincy (Sept. 4, 1999)
- 189, Bob Berry vs. Lincoln (Nov. 26, 1970)
- 187, Ernest Brown vs. Missouri Southern (Nov. 6, 1993)
- 180, Keenan Miller vs. Truman State (Nov. 8, 2003)
- 180, Steve Hodson vs. Missouri Valley (Sept. 14, 1996)
- 179, Damon Davis vs. Drake (Sept. 14, 2002)
- 179, Terry Ryan vs. Central Missouri (Oct. 15, 1977)



Kubiak

Top Rushing Plays

- 90 yards, John Southgate vs. Drury, Nov. 3, 1900 (TD)
- 90 yards, Clark Bond vs. Missouri, Nov. 1, 1913
- 88 yards, Mike Wise vs. Washburn, Oct. 26, 1991 (TD)
- 88 yards, Cecil Taylor vs. Washington University, Sept. 21, 1968 (TD)
- 84 yards, Ken Okwuonu vs. Missouri Valley, Sept. 11, 1999 (TD)



Bond

Pass Completions (Individual)

- 47, Evan Gray vs. Missouri Western (Nov. 15, 2003)
- 44, Evan Gray vs. Morehead State (Nov. 5, 2005)
- 41, Jason Schlueter vs. Wis.-Stevens Point (Sept. 19, 2009)
- 37, Steve Watson vs. Southern Nazarene (Oct. 13, 2007)
- 37, Evan Gray vs. Southwest Baptist (Oct. 1, 2005)
- 35, Brad Guidry vs. Truman State (Nov. 15, 2008)
- 35, Evan Gray vs. Butler (Nov. 12, 2005)
- 35, Brad Guidry vs. Truman State (Nov. 15, 2008)
- 35, Jason Schlueter vs. Saint Francis, Ind. (Oct. 24, 2009)
- 32, Jason Schluter vs. Saint Joseph's (Sept. 12, 2009)
- 32, Jason Schlueter vs. Butler (Sept. 27, 2008)
- 32, Brad Guidry vs. Truman State (Aug. 25, 2007)



Gray

Passing yards (Individual)

- 499, Evan Gray vs. Austin Peay (Oct. 29, 2005)
- 473, Evan Gray vs. Missouri Western (Nov. 15, 2003)
- 472, Evan Gray vs. Morehead State (Nov. 5, 2005)
- 465, Evan Gray vs. Southwest Baptist (Oct. 1, 2005)
- 449, Brandon Landry vs. Colorado School of Mines (Sept. 4, 2004)
- 438, Jason Schlueter vs. Saint Francis, Ind. (Oct. 24, 2009)
- 437, Brad Guidry vs. Southwest Baptist (Nov. 8, 2008)
- 432, Evan Gray vs. Butler (Nov. 12, 2005)
- 419, Joe Winters vs. Southeast Missouri State (Sept. 9, 2006)
- 416, Joe Winters vs. Southwestern Oklahoma State (Oct. 7, 2006)

Top Passing Plays

- 93 yards, Joe Knapp to Elliott Jackson vs. Missouri Western, Nov. 11, 1995
 - 89 yards, Ron Miller to Cecil Taylor vs. Missouri State, Nov. 16, 1968
 - 86 yards, Brad Guidry to Jordan Beard vs. Southwest Baptist, Nov. 8, 2008
 - 83 yards, Ken Vaughn to Monty Morse vs. Wayne State (Neb.), Sept. 18, 1976
 - 83 yards, Scott Brown to Clint Moss vs. Central Missouri, Oct. 3, 2002
- (All aforementioned plays resulted in touchdowns.)



Knapp

Receptions (Individual)

- 16, Smook Thomas vs. Wisconsin-Stevens Point (Sept. 19, 2009)
- 15, Stu Dunlop vs. Pittsburg State (Sept. 27, 1975)
- 15, Bob Somerville vs. Central Missouri (Oct. 31, 1970)
- 14, Cole Drussa vs. Missouri Western (Nov. 15, 2003)
- 13, Phil Shin vs. Wayne State, Neb. (Sept. 10, 2005)
- 12, Bryan Crider vs. Saint Francis, Ind. (Oct. 24, 2009)
- 12, Chad Shockley vs. Saint Joseph's (Sept. 12, 2009)
- 12, Ashton Gronewold vs. Central State (Oct. 20, 2007)
- 12, Ashton Gronewold vs. Morehead State (Nov. 5, 2005)
- 12, Bob Somerville vs. Bradley (Oct. 3, 1970)



Dunlop

Receiving Yards (Individual)

- 229, Ashton Gronewold vs. Morehead State (Sept. 23, 2006)
- 201, Jordan Beard vs. Southwest Baptist (Nov. 8, 2008)
- 199, Chad Shockley vs. Wis.-LaCrosse (Sept. 25, 2010)
- 199, Andy Cox vs. Missouri Southern (Sept. 17, 1977)
- 197, Brett Fischer vs. Missouri Western (Nov. 6, 2004)
- 193, Larry Oliver vs. Missouri Valley (Sept. 30, 1967)
- 190, Smook Thomas vs. Wis.-Stevens Point (Sept. 19, 2009)
- 186, Brandon Landry vs. Austin Peay (Oct. 29, 2005)
- 185, Chad Shockley vs. Northwestern Oklahoma State (Oct. 2, 2010)
- 182, Ron Reimer vs. Central Missouri (Oct. 4, 1986)



Beard

Total Offensive Yards (Individual)

- 499, Evan Gray vs. Austin Peay (Oct. 29, 2005)
- 485, Brandon Landry vs. Colo. Mines (Sept. 4, 2004)
- 483, Evan Gray vs. Morehead State (Nov. 5, 2005)
- 482, Brad Guidry vs. Southwest Baptist (Nov. 8, 2008)
- 477, Jason Schlueter vs. Saint Francis, Ind. (Oct. 24, 2009)
- 450, Evan Gray vs. Southwest Baptist (Oct. 1, 2005)
- 441, Evan Gray vs. Missouri Western (Nov. 15, 2003)
- 440, Evan Gray vs. Butler (Nov. 12, 2005)
- 419, Joe Winters vs. Morehead State (Sept. 23, 2006)
- 412, Joe Winters vs. Tiffin (Aug. 26, 2006)



Landry

All-Purpose Yards (Individual)

- 357, Ashton Gronewold vs. Tiffin (Nov. 3, 1007)
- 329, Ashton Gronewold vs. Arkansas-Monticello (Sept. 29, 2007)
- 294, Ashton Gronewold vs. Saint Joseph's (Sept. 30, 2006)
- 289, Ashton Gronewold vs. Truman State (Aug. 25, 2007)
- 287, Chad Shockley vs. Urbana (Oct. 30, 2010)
- 272, Chad Shockley vs. Wis.-LaCrosse (Sept. 25, 2010)
- 266, Tom Cooper vs. Pittsburg State (Oct. 4, 1958)
- 250, Antonio Williams vs. Missouri State (Aug. 30, 2007)
- 242, Ashton Gronewold vs. Butler (Oct. 28, 2006)
- 239, Clint Moss vs. Emporia State (Nov. 1, 2003)



Gronewold



Longest Plays from Scrimmage

- 93 yards, Joe Knapp pass to Elliot Jackson, Nov. 11, 1995 vs. Missouri Western (TD)
- 90 yards, John Southgate, Nov. 3, 1900 vs. Drury, run (TD)
- 90 yards, Clark Bland, Nov. 1, 1913 vs. Missouri, run
- 89 yards, Ron Miller pass to Cecil Taylor, Nov. 16, 1968 vs. Missouri St. (TD)
- 88 yards, Cecil Taylor, Sept. 21, 1968 vs. Washington University, run (TD)
- 88 yards, Mike Wise, Oct. 26, 1991 vs. Washburn, run (TD)

Longest Returns

- 100 yards, Gene Huffman, Oct. 11, 1951 vs. Northwest Missouri State, kickoff
- 100 yards, Perry Allison, Sept. 17, 1955 vs. Pittsburg State, kickoff
- 98 yards, Alden Williams, Oct. 13, 1950 vs. Central Missouri, kickoff
- 97 yards, Frank Ricchi, Oct. 7, 1949 vs. Northwest Missouri State, punt
- 97 yards, Randy Shed, Sept. 3, 1983 vs. Missouri Western, kickoff (All aforementioned plays resulted in touchdowns.)



Huffman

Longest interception return: 96 yards, Mark Hopkins, Nov. 14, 2009 vs. Kentucky Wesleyan (TD)

Longest fumble return: 50 yards, Mark Diamond, Oct. 13, 1990 vs. Northwest Missouri State (TD)

Single Game Records

Rushing attempts (Team)

- 78 vs. Lincoln (Oct. 25, 1986)
- 78 vs. Missouri Valley (Sept. 8, 1984)
- 72 vs. Central Missouri (Oct. 29, 1960)
- 71 vs. Lincoln (Nov. 26, 1970)
- 71 vs. Missouri Valley (Sept. 27, 1969)
- 70 vs. Missouri Western (Oct. 25, 1997)
- 70 vs. Central Missouri (Nov. 9, 1963)
- 70 vs. Missouri State (Nov. 7, 1959)
- 69 vs. Northwest Missouri State (Oct. 8, 1983)
- 69 vs. Southeast Missouri State (Oct. 12, 1963)

Rushing yards (Team)

- 467 vs. Lincoln (Oct. 25, 1986)
- 436 vs. Southwest Baptist (Oct. 2, 1993)
- 398 vs. Culver-Stockton (Oct. 16, 1982)
- 377 vs. Pittsburg State (Sept. 15, 1984)
- 371 vs. Central Missouri (Oct. 12, 1957)
- 356 vs. Lincoln (Nov. 1, 2008)
- 356 vs. Kentucky Wesleyan (Oct. 15, 2011)
- 341 vs. Lincoln (Oct. 31, 1987)
- 331 vs. Missouri Western (Oct. 25, 1997)
- 330 vs. Northwest Missouri State (Nov. 1, 1958)

Pass Completions (Team)

- 47 vs. Missouri Western (Nov. 15, 2003)
- 44 vs. Morehead State (Nov. 5, 2005)
- 43 vs. Missouri Western (Nov. 6, 2004)
- 41 vs. Wisconsin-Stevens Point (Sept. 19, 2009)
- 37 vs. Saint Francis, Ind. (Oct. 24, 2009)
- 37 vs. Southern Nazarene (Oct. 13, 2007)
- 37 vs. Southwest Baptist (Oct. 1, 2005)
- 35 vs. Truman State (Nov. 15, 2008)
- 35 vs. Butler (Nov. 12, 2005)
- 35 vs. Truman State (Oct. 30, 2004)

Passing yards (Team)

- 499 vs. Austin Peay (Oct. 29, 2005)
- 473 vs. Missouri Western (Nov. 15, 2003)
- 472 vs. Morehead State (Nov. 5, 2005)
- 465 vs. Southwest Baptist (Oct. 1, 2005)
- 454 vs. Kentucky Wesleyan (Oct. 18, 2008)
- 449 vs. Southwest Baptist (Nov. 8, 2008)
- 449 vs. Truman State (Oct. 30, 2004)
- 449 vs. Colorado School of Mines (Sept. 4, 2004)
- 438 vs. Saint Francis, Ind. (Oct. 24, 2009)
- 437 vs. Missouri Western (Nov. 6, 2004)

Total Offensive Yards (Team, single game)

Total Offensive Yards (Team, single game)	Rush/Pass
697 vs. Kentucky Wesleyan (Oct. 18, 2008)	243/454
666 vs. Southwest Baptist (Nov. 8, 2008)	217/449
601 vs. Northwest Mo. St. (Oct. 17, 1970)	309/292
587 vs. Saint Francis, Ind. (Oct. 24, 2009)	149/438
586 vs. Upper Iowa (Aug. 28, 2004)	212/374
582 vs. Lincoln (Nov. 1, 2008)	356/226
580 vs. Saint Joseph's (Sept. 12, 2009)	177/403
572 vs. South Dakota Mines (Oct. 8, 2011)	175/397
568 vs. Austin Peay (Oct. 29, 2005)	69/499
552 vs. Truman State (Oct. 30, 2004)	103/449

Single Season Records

Rushing attempts, season (Individual)

- 290, Terry Ryan, 1977
- 286, Terry Ryan, 1978
- 274, Ken Okwuonu, 1999
- 243, Ken Okwuonu, 2000
- 241, Terry Ryan, 1976
- 216, Ken Okwuonu, 2001
- 206, Les Clark, 1969
- 204, Mike Keeler, 1974
- 195, Les Clark, 1971
- 187, Mike Schafer, 1984

Rushing yards, season (Individual)

- 1,314, Terry Ryan, 1977
- 1,117, Terry Ryan, 1978
- 1,050, Ernest Brown, 1993
- 1,018, Ken Okwuonu, 1999
- 956, Randy Shed, 1983
- 929, Terry Ryan, 1976
- 884, Mike Keeler, 1974
- 869, Mike Joshua, 1974
- 855, Keenan Miller, 2005
- 835, Ken Okwuonu, 2000

Pass Completions, season (Individual)

- 302, Evan Gray, 2005
- 261, Joe Winters, 2006
- 245, Jason Schlueter, 2009
- 217, Brandon Landry, 2004
- 191, Evan Gray, 2003
- 161, Jason Schlueter, 2008
- 150, Josh Firm, 2011
- 141, Steve Watson, 2007
- 139, Steve Watson, 2010
- 138, Ron Lewis, 1966

TOP 10 LISTS



Passing yards, season (Individual)

- 3,724, Joe Winters, 2006
- 3,583, Evan Gray, 2005
- 2,830, Brandon Landry, 2004
- 2,638, Jason Schlueter, 2009
- 2,014, Evan Gray, 2003
- 1,888, Ken Vaughn, 1977
- 1,848, Jason Schlueter, 2008
- 1,826, Josh Firm, 2011
- 1,696, Greg Haug, 1974
- 1,676, Ron Lewis, 1966

Receptions, season (Individual)

- 87, Chad Shockley, 2010
- 87, Ashton Gronewold, 2007
- 78, Ashton Gronewold, 2006
- 75, Ashton Gronewold, 2005
- 72, Bob Somerville, 1970
- 72, Brett Fischer, 2004
- 71, Phil Shin, 2005
- 69, Cole Drussa, 2004
- 69, Brandon Landry, 2005
- 60, Clint Moss, 2003

Receiving yards, season (Individual)

- 1,198, Chad Shockley, 2010
- 1,120, Ashton Gronewold, 2006
- 1,080, Ashton Gronewold, 2005
- 1,040, Brett Fischer, 2004
- 1,009, Ashton Gronewold, 2007
- 908, Brandon Landry, 2005
- 862, Bob Somerville, 1970
- 790, Cole Drussa, 2004
- 789, Mike Greaving, 2006
- 786, Merle Dillow, 1974

Total offensive yards, season (Individual)

- 3,731, Joe Winters, 2006
- 3,499, Evan Gray, 2005
- 2,878, Brandon Landry, 2004
- 2,696, Jason Schlueter, 2009
- 1,952, Jason Schlueter, 2008
- 1,910, Evan Gray, 2003
- 1,867, Ken Vaughn, 1977
- 1,840, Mike Wise, 1991
- 1,773, Josh Firm, 2011
- 1,771, Ron Lewis, 1966

All-purpose yards, season (Individual)

- 2,250, Ashton Gronewold, 2007
- 1,788, Ashton Gronewold, 2006
- 1,491, Chad Shockley, 2010
- 1,467, Tom Cooper, 1958
- 1,438, Terry Ryan, 1977
- 1,424, Randy Shed, 1983
- 1,329, Tom Cooper, 1959
- 1,288, Ashton Gronewold, 2005
- 1,274, Zach Howard, 2008
- 1,225, Arnold Hill, 1960

Rushing attempts (Team)

- 588, 1984
- 587, 1978
- 582, 1979
- 581, 1980
- 572, 1983
- 554, 1986
- 544, 1988
- 528, 1974
- 523, 1982
- 517, 1985

Rushing yards (Team)

- 2,476, 1984
- 2,206, 1979
- 2,179, 1993
- 2,132, 1983
- 2,080, 1986
- 2,060, 1949
- 2,014, 1980
- 1,998, 1978
- 1,973, 1991
- 1,982, 1957

Pass Completions (Team)

- 305, 2005
- 302, 2004
- 269, 2006
- 267, 2008
- 266, 2009
- 250, 2003
- 229, 2007
- 190, 2010
- 176, 2011
- 150, 1973

Passing yards (Team)

- 3,860, 2006
- 3,757, 2004
- 3,601, 2005
- 3,197, 2008
- 2,809, 2009
- 2,713, 2003
- 2,621, 2007
- 2,212, 2011
- 2,194, 2010
- 2,093, 1973

Total Offensive Yards (Team)

- 4,945, 2008
- 4,772, 2005
- 4,573, 2006
- 4,508, 2004
- 4,143, 2007
- 4,086, 2009
- 3,791, 1970
- 3,765, 2011
- 3,752, 1986
- 3,677, 1977

Points Scored (Team)

- 567, 1914
- 408, 2008
- 379, 2005
- 350, 2006
- 334, 2007
- 299, 2011
- 291, 1986
- 267, 1978
- 266, 1913
- 260, 1980

Missouri S&T's Best Records After...

Games	Record	No. of Times	Last Year
1	1-0	47	2011
2	2-0	19	2005
3	3-0	8	2005
4	4-0	7	2005
5	5-0	6	1984
6	6-0	3	1980
7	7-0	2	1980
8	8-0	2	1980
9	9-0	2	1980
10	10-0	1	1980
11	8-3	2	1982

ANNUAL LEADERS



YEAR	RUSHING YARDS	PASSING YARDS	RECEPTIONS	RECEIVING YARDS	ALL-PURPOSE YDS.
1948	Jim McGrath, 504	Bob Kemper, 410	Fred Eckert, 11	Gene Kennedy, 191	Gene Huffman, 633
1949	Dick Whitney, 592	Art Schmidt, 784	Fred Eckert, 17	Fred Eckert, 367	Dick Whitney, 850
1950	Ed Kwadas, 616	Alden Williams, 581	James Tietjens, 21	Gene Huffman, 301	Gene Huffman, 943
1951	Gene Huffman, 349	Howard Bullman, 679	James Tietjens, 33	James Tietjens, 391	Gene Huffman, 1,224
1952	Keith Smith, 450	Richard Hampel, 395	Walter Smith, 13	Walter Smith, 225	Pete Weitzel, 783
1953	Dick Roerman, 419	Richard Hampel, 749	Ralph Moeller, 22	Ralph Moeller, 286	Keith Smith, 836
1954	Keith Smith, 424	Pete Weitzel, 442	Bob Helm, 13	Bob Helm, 168	Bob Helm, 540
1955	Val Gene Gribble, 531	Roger Feaster, 629	Perry Allison, 19	Perry Allison, 195	Perry Allison, 793
1956	Bob Helm, 359	Roger Feaster, 865	Bob Helm, 13	Bob Helm, 339	Bob Helm, 872
1957	Perry Allison, 686	Eddie McPherson, 417	Perry Allison, 10	Perry Allison, 234	Perry Allison, 1,210
1958	Tom Cooper, 601	Bill Wheeler, 1,062	Tom Cooper, 30	Tom Cooper, 435	Tom Cooper, 1,467
1959	Tom Cooper, 817	Bill Wheeler, 578	Tom Cooper, 21	Tom Cooper, 280	Tom Cooper, 1,329
1960	Paul Wiegard, 571	Glenn Usher, 570	Paul Wiegard, 22	Paul Wiegard, 262	Arnold Hill, 1,225
1961	Paul Wiegard, 529	Glenn Usher, 358	Paul Wiegard, 20	Paul Wiegard, 188	Paul Wiegard, 761
1962	William Kauffman, 378	Jay Alford, 1,154	Terry Wargo, 36	Terry Wargo, 495	William Kauffman, 649
1963	Gary Couse, 563	Robert Wheeler, 443	Robert Welsh, 15	R. Welsh/G. Gasparovic, 137	George Gasparovic, 673
1964	George Gasparovic, 489	Ron Lewis, 650	Robert Welsh, 17	Gene Ricker, 240	Gene Ricker, 883
1965	Richard Exrleben, 467	Ron Lewis, 1,006	George Gasparovic, 26	George Gasparovic, 351	Gene Ricker, 815
1966	Robert Nicodemus, 322	Ron Lewis, 1,676	Ron Boyer, 37	Gene Ricker, 504	Gene Ricker, 797
1967	Robert Nicodemus, 425	Ron Miller, 1,042	Larry Oliver, 33	Larry Oliver, 449	Larry Oliver, 728
1968	Cecil Taylor, 501	Ron Miller, 612	Larry Oliver, 30	Larry Oliver, 445	Cecil Taylor, 764
1969	Les Clark, 740	Jack Grawe, 597	Bob Somerville, 31	Bob Somerville, 380	Les Clark, 856
1970	Steve Kubiak, 617	Pat Godwin, 1,611	Bob Somerville, 72	Bob Somerville, 862	Bob Somerville, 907
1971	Les Clark, 683	Pat Godwin, 1,098	Bob Somerville, 40	Bob Somerville, 483	Les Clark, 768
1972	Kenton Hupp, 621	Rick LaFollette, 526	Jack Gevecker, 15	Jack Gevecker, 226	Kenton Hupp, 665
1973	Mike Joshua, 550	Greg Haug, 1,138	Merle Dillow, 44	Stu Dunlop, 683	Mike Keeler, 834
1974	Mike Keeler, 884	Greg Haug, 1,696	Merle Dillow, 50	Merle Dillow, 786	Mike Keeler, 1,221
1975	Steve Townsell, 612	Greg Haug, 1,450	Stu Dunlop, 42	Stu Dunlop, 445	Steve Townsell, 754
1976	Terry Ryan, 929	Ken Vaughn, 1,085	Terry Ryan, 19	Roger Vessel, 311	Terry Ryan, 1,032
1977	Terry Ryan, 1,314	Ken Vaughn, 1,888	Andy Cox, 37	David Hall, 779	Terry Ryan, 1,438
1978	Terry Ryan, 1,117	Jeff Walters, 895	D. Hall/A. Cox, 15	David Hall, 396	Terry Ryan, 1,197
1979	Jimmy Lee, 631	Jeff Walters, 364	Perry Harris, 22	Perry Harris, 299	Craig Heath, 795
1980	David Fischer, 560	Dennis Pirkle, 967	David Fischer, 16	Jeff Walters, 239	David Fischer, 770
1981	Brian Paris, 547	Dennis Pirkle, 1,191	David Stephens, 24	David Stephens, 407	Randy Shed, 827
1982	Randy Shed, 505	Dennis Pirkle, 1,257	David Stephens, 41	David Stephens, 536	Randy Shed, 1,154
1983	Randy Shed, 956	Chris Nisbet, 847	Scott Stephens, 15	Scott Stephens, 225	Randy Shed, 1,424
1984	Mike Schafer, 828	Joe Kaczmarek, 497	Chris Schnefke, 15	Chris Schnefke, 192	Mike Schafer, 886
1985	Tom Mueller, 617	Brad Haug, 1,212	Chris Schnefke, 37	Chris Schnefke, 588	Tom Mueller, 669
1986	Tom Reed, 570	Brad Haug, 1,672	Ron Reimer, 40	Ron Reimer, 736	Vernon Huggans, 754
1987	Mike Paris, 493	D. Andrzejewski, 1,056	Chris Hawkins, 30	Chris Hawkins, 412	Mike Vehige, 790
1988	Ron Harmon, 374	Tom Minnick, 1,003	Ron Reimer, 33	Ron Reimer, 444	Ron Harmon, 810
1989	Randy Mullinax, 512	Tom Minnick, 530	Ron Harmon, 13	Chris Kennedy, 169	Ron Harmon, 1,076
1990	Rick Henry, 464	Mike Wise, 445	Chris Alverson, 15	Chris Alverson, 216	Carlos Cain, 533
1991	Carlos Cain, 746	Mike Wise, 1,309	Chris Alverson, 50	Chris Alverson, 568	Rob Noble, 800
1992	Fred Finley, 487	Curt Courtney, 1,017	Chris Alverson, 50	Chris Alverson, 729	Chris Alverson, 905
1993	Ernest Brown, 1,050	Mike Wise, 1,242	Chris Dawson, 38	Chris Dawson, 516	Ernest Brown, 1,073
1994	Ernest Brown, 494	Jason Politte, 1,444	Craig Sorensen, 29	Craig Sorensen, 451	David Wells, 713
1995	Steve Hodson, 651	Joe Knapp, 412	Jay Morrison, 19	Jay Morrison, 298	Elliot Jackson, 784
1996	Steve Hodson, 514	Dan Van Anne, 1,242	Elliot Jackson, 53	Elliot Jackson, 761	Elliot Jackson, 1,103
1997	Jason Wagoner, 547	David McCormack, 593	Elliot Jackson, 39	Elliot Jackson, 460	Elliot Jackson, 1,014
1998	Ken Okwuonu, 395	Matt Brueckner, 1,032	Ed Starks, 34	Ed Starks, 378	Ed Starks, 783
1999	Ken Okwuonu, 1,018	Matt Brueckner, 551	Sam Petty, 20	Nate Huckabay, 194	Ken Okwuonu, 1,164
2000	Ken Okwuonu, 835	Scott Brown, 692	Sam Petty, 29	Sam Petty, 316	Ken Okwuonu, 834
2001	Ken Okwuonu, 814	Scott Brown, 932	Jason Siller, 29	Clint Moss, 318	Ken Okwuonu, 819
2002	Damon Davis, 520	Scott Brown, 1,171	Clint Moss, 35	Clint Moss, 465	Clint Moss, 1,187
2003	Keenan Miller, 528	Evan Gray, 2,014	Clint Moss, 60	Clint Moss, 712	Clint Moss, 1,138
2004	Delane Ingram, 311	Brandon Landry, 2,830	Brett Fischer, 72	Brett Fischer, 1,040	Brett Fischer, 1,069
2005	Keenan Miller, 855	Evan Gray, 3,583	Ashton Gronewold, 75	Ashton Gronewold, 1,080	Ashton Gronewold, 1,288
2006	Matt Padilla, 585	Joe Winters, 3,724	Ashton Gronewold, 78	Ashton Gronewold, 1,120	Ashton Gronewold, 1,788
2007	David Shields, 550	Steve Watson, 1,661	Ashton Gronewold, 87	Ashton Gronewold, 1,009	Ashton Gronewold, 2,250
2008	David Shields, 800	Jason Schlueter, 1,848	Chad Shockley, 56	Chad Shockley, 724	Zach Howard, 1,274
2009	Bobby Pettis, 405	Jason Schlueter, 2,638	Bryan Crider, 57	Bryan Crider, 604	Bobby Pettis, 1,022
2010	Curterris Golden, 369	Steve Watson, 1,582	Chad Shockley, 87	Chad Shockley, 1,198	Chad Shockley, 1,491
2011	Ryan Taylor, 625	Josh Firm, 1,826	Smook Thomas, 52	Smook Thomas, 675	Smook Thomas, 922

ALL-TIME MINER RESULTS



1893 (0-1)	
11/20 @Drury	0-16
1894 (1-0)	
11/12 Drury	8-6
1895 (0-2)	16-26
11/2 @Christian Brothers	8-10
11/23 @Washington Univ.	8-16
1896 (0-1)	
Drury	0-42
1897 (No games)	
1898 (1-1)	26-32
Washington Univ.	0-32
Drury	26-0
1899 (0-2)	12-35
10/18 Christian Brothers	6-17
11/23 @Drury	6-18
1900 (4-3)	116-44
10/6 Marion Sims	6-11
10/21 @Christian Brothers	6-0
10/29 Missouri	2-12
11/3 Drury	69-0
11/10 @Washington Univ.	11-5
11/17 @St. Louis	22-11
11/29 @Kirksville Osteopaths	0-5
1901 (6-2)	120-59
9/28 Smith Academy	10-0
10/5 Pierce City Baptist	6-5
10/12 Shurtleff	57-0
10/16 @Marion Sims	5-0
11/2 @Christian Brothers	24-0
11/16 @Drury	12-0
11/23 Washington Univ.	6-16
11/30 @Kirksville Osteopaths	0-38
1902 (2-5)	32-67
10/4 @Pierce City	5-0
10/11 West End Athletic Club	6-0
10/18 @Central Missouri	6-11
11/15 @Christian Brothers	5-11
11/22 Drury	10-11
Arkansas	0-11
South Dakota	0-23
1903 (2-3-2)	28-90
10/3 @Missouri	0-40
10/10 Arkansas	17-6
10/19 Central Missouri	5-0
10/31 @Washington Univ.	0-0
11/7 @Drury	0-0
11/20 @Oklahoma	6-12
11/26 @Colorado	0-32
1904 (4-1-1)	132-35
10/8 Shurtleff	23-0
10/15 @Missouri State	41-0
10/22 @Vanderbilt	4-29
11/12 Christian Brothers	53-0
11/19 Drury	6-6
11/24 @Arkansas	5-0
1905 (3-3-1)	86-91
10/7 Shurtleff	0-0
10/14 @Missouri	0-28
10/28 Missouri State	28-0
11/4 Battery A	36-0
11/18 Arkansas	16-0
11/25 @Washington Univ.	6-23
11/30 @Drury	0-40

1906 (2-4)	27-119
10/13 @Missouri	0-26
10/20 Battery A	10-0
10/27 @St. Louis	0-71
11/10 @Southeast Missouri	6-16
Arkansas	11-0
@Drury	0-6
1907 (5-2)	100-38
Arkansas	5-7
Smith Academy	12-0
10/5 @St. Louis	0-12
10/26 McKinley HS	24-0
10/31 Battery A	11-6
11/9 @Washington Univ.	11-8
11/16 Southeast Missouri	37-5
1908 (2-3)	68-48
10/3 @St. Louis	0-17
10/10 @Missouri	0-16
10/21 Battery A	45-0
10/28 Carleton	6-10
11/26 @Drury	17-5
1909 (5-4)	138-69
10/2 @St. Louis	3-0
10/11 Central Methodist	10-11
10/16 @Missouri	0-13
10/23 Carleton	18-6
10/30 Haskell	10-14
11/13 @Truman State	21-0
11/15 @Kirksville Osteopaths	27-0
11/24 @Barnes Medical	6-25
11/25 @Drury	43-0
1910 (3-3-1)	85-42
10/1 Central Methodist	19-5
10/8 @Missouri	0-0
10/15 @St. Louis	0-3
10/22 @Kansas State	3-23
10/29 Missouri State	24-0
11/12 @Arkansas	2-6
11/24 Drury	37-5
1911 (1-5-2)	56-132
10/12 @Missouri	0-29
10/19 Missouri State	34-0
10/26 Central Methodist	11-27
11/2 Drury	0-6
11/9 @Arkansas	3-44
St. Louis	6-24
William Jewell	2-2
Haskell	0-0
1912 (4-4)	146-72
9/27 Central Methodist	17-13
10/5 Missouri State	64-0
10/12 @Missouri	0-13
10/19 @St. Louis	0-13
10/26 Washington Univ.	6-13
11/2 @Drury	0-13
11/23 Southeast Missouri	46-0
11/28 @Oklahoma State	13-7
1913 (6-1-1)	266-60
10/4 Southeast Missouri	51-0
10/11 Christian Brothers	7-7
10/18 @St. Louis	62-0
10/25 @Drury	26-0
11/1 @Missouri	13-44
11/8 @Washington Univ.	19-3
11/17 Oklahoma State	14-0
11/22 Verona Athletic Club	74-6



Miners' 1914 team: Undefeated (9-0) squad that outscored its opponents 567-6 during the season.

1914 (9-0)	567-6
10/3 @Missouri	9-0
10/10 Kansas Miners	87-0
10/17 @Washington Univ.	19-0
10/24 Arkansas	40-0
10/31 Drury	68-0
11/7 Pittsburg State	104-0
11/14 Kirksville Osteopaths	150-0
11/28 @St. Louis	63-0
12/5* @Christian Brothers	27-6
*This game not sanctioned by Missouri School of Mines.	
1915 (5-2)	178-127
10/1 Pittsburg State	41-0
10/9 @Illinois	7-75
10/16 Missouri State	51-20
10/22 @Texas A&M	3-33
10/30 Kirksville Osteopaths	36-6
11/6 @Drury	26-6
11/13 Central Missouri	13-7
1916 (1-6-1)	27-340
9/30 Millikin	7-7
Washington Univ.	6-7
Kirksville Osteopaths	0-21
10/28 @Arkansas	0-60
11/3 Central Missouri	14-13
11/10 Drury	0-38
@Texas A&M	0-77
@Tulsa	0-117
1917 (2-4)	93-131
10/13 Westminster	26-18
10/20 @Arkansas	0-39
10/27 Marionville	65-7
11/9 Washington Univ.	2-21
11/16 Drury	0-26
11/28 @Rose Poly	0-20
1918 (1-2)	13-39
@Washington Univ.	0-26
@Arkansas	0-7
11/27 Rose Poly	13-6
1919 (3-5)	115-96
10/4 Kirksville Osteopaths	20-6
10/10 @Westminster	54-0
10/18 @Arkansas	0-20
10/25 @St. Louis	0-21
11/1 @Washington Univ.	0-29
11/7 @Central Missouri	0-6
11/14 Missouri State	32-0
11/28 @Drury	7-12

1920 (4-4)	79-122
10/2 @Washington Univ.	0-21
10/9 Southeast Missouri	28-0
10/16 @Missouri State	33-15
10/23 @St. Louis	0-27
10/30 @Arkansas	0-14
11/6 Central Missouri	17-0
11/13 Drury*	7-13
11/20 @Tulsa	0-45
*This game later forfeited to Missouri School of Mines.	
1921 (4-4)	155-46
10/1 @Washington Univ.	0-10
10/7 @Southeast Missouri	24-0
10/14 Missouri State	69-6
10/21 Missouri Wesleyan	3-14
10/28 Millikin	0-7
11/4 Rose Poly	3-7
11/11 Drury	31-0
11/18 Central Methodist	21-2
1922 (1-6-1)	28-120
10/7 @Washington Univ.	6-14
10/13 Westminster	10-0
10/20 @Missouri Wesleyan	3-14
10/27 Arkansas Tech	0-6
11/4 @St. Louis	7-14
11/11 Drury	0-12
11/18 Millikin	6-6
11/25 @Tennessee Doctors	6-54
1923 (4-4)	208-136
10/6 @Washington Univ.	0-7
10/13 @Drake	0-54
10/16 @Southern Methodist	0-35
10/26 Kirksville Osteopaths	34-7
11/2 Kansas City	109-0
11/9 Oklahoma Mines	53-6
11/16 @Drury	13-7
11/23 Arkansas Tech	0-20
1924 (3-6)	104-101
10/4 McKendree	27-0
10/11 @St. Louis	14-26
10/18 @Oklahoma State	0-23
10/25 Washington Univ.	0-13
11/1 @Loyola, Ill.	0-6
11/8 Rose Poly	23-3
11/15 Missouri Wesleyan	6-10
11/21 @Drury	27-7
11/26 @Missouri State	10-13

ALL-TIME MINER RESULTS



1925 (5-2-1) 114-78
 10/3 Shurtleff 6-6
 10/9 McKendree 40-6
 10/17 @Missouri 0-32
 10/24 Kirksville Osteopaths 21-0
 10/31 @St. Louis 14-7
 11/14 Washington Univ. 0-7
 11/21 Drury 20-13
 11/26 Missouri State 13-7

1926 (5-3) 144-98
 10/2 McKendree 41-13
 10/9 Washington Univ. 2-25
 10/16 Arkansas Tech 0-30
 10/23 Kirksville Osteopaths 14-6
 10/30 Evansville 32-9
 11/6 Drury 27-6
 11/13 St. Louis 7-9
 11/25 @Missouri State 21-0

1927 (2-5-1) 52-119
 9/30 Shurtleff 7-0
 10/8 @Washington Univ. 0-13
 10/14 Central Methodist 7-21
 10/22 @Arkansas 0-34
 10/29 @St. Louis 0-17
 11/5 Kirksville Osteopaths 13-13
 11/11 @Drury 18-7
 11/18 Westminster 7-14

1928 (3-4-1) 81-97
 10/6 @Washington Univ. 0-9
 10/13 McKendree 19-0
 10/20 @St. Louis 7-12
 10/26 Central Methodist 6-12
 11/3 Kirksville Osteopaths 18-0
 11/10 @Westminster 13-7
 11/17 @Arkansas 6-45
 11/29 @Drury 12-12

1929 (5-3) 190-70
 10/5 @Truman State 13-12
 10/12 Lombard 6-7
 10/19 McKendree 73-0
 10/26 @Central Methodist 19-6
 11/2 Westminster 0-12
 11/9 Northwest Missouri 33-6
 11/16 @Northeastern Okla. 27-0
 11/28 @Drury 19-27

1930 (5-1-1) 209-71
 10/4 Truman State 19-7
 10/11 Drury 67-6
 10/18 Missouri Valley 38-7
 10/25 @St. Louis 33-33
 11/8 @Westminster 13-0
 11/15 @Tulsa 0-18
 Chillicothe Business 39-0

1931 (5-3) 122-26
 9/26 @Pittsburg State 19-7
 10/3 Missouri (B) 26-0
 10/10 @Oklahoma State 0-6
 10/16 @St. Louis 0-7
 10/23 @Northwest Missouri 0-6
 10/31 Central Methodist 27-0
 11/13 @Drury 18-0
 11/25 Northeastern Okla. 32-0

1932 (4-3-1) 115-84
 9/24 Pittsburg State 0-13
 10/1 @Arkansas 20-19
 10/15 Drury 40-0
 10/22 @Truman State 7-12
 10/28 @Missouri State 34-7
 11/5 Northwest Missouri 14-7
 11/12 @Tulsa 0-26
 11/19 St. Viator 0-0

1933 (4-3) 93-88
 10/6 @Arkansas Tech 0-26
 10/14 McKendree 7-6
 10/28 Missouri State 40-6
 11/4 Ottawa 13-0
 11/11 @St. Louis 0-26
 11/18 Truman State 0-18
 11/25 Northwest Missouri 33-6

1934 (2-6) 79-122
 9/21 @Pittsburg State 6-18
 9/29 Arkansas Tech 0-6
 10/5 Truman State 0-19
 10/13 McKendree 6-20
 10/27 @Arkansas 0-20
 11/3 @St. Louis 0-25
 11/24 Missouri State 49-0
 11/29 Northwest Missouri 18-14

AS A MEMBER OF MIAA
 1935 (1-7, 0-5) 26-130
 10/5 McKendree 16-0
 10/11 @St. Louis 0-38
 10/19 Missouri State 2-7
 10/26 @Central Missouri 6-20
 11/2 Northwest Missouri 2-7
 11/8 @Oklahoma City 6-27
 11/16 Truman State 6-13
 11/22 @Southeast Missouri 0-19

1936 (1-4-2, 0-3-2) 86-96
 9/25 @St. Louis 18-31
 10/3 McKendree 27-0
 10/16 @Northwest Missouri 0-0
 10/24 Central Missouri 0-20
 10/30 @Truman State 12-13
 11/13 @Missouri State 13-13
 11/20 Southeast Missouri 16-19

1937 (3-4-1, 2-2-1) 100-93
 9/25 Southern Illinois 27-0
 10/1 @St. Louis 6-32
 10/15 @Central Missouri 6-20
 10/23 Truman State 6-6
 11/6 @Oklahoma City 7-19
 11/13 Missouri State 35-0
 11/19 Northwest Missouri 7-0
 11/25 @Southeast Missouri 6-16

1938 (4-4, 3-2) 104-93
 9/30 @St. Louis 0-12
 10/8 Chillicothe Business 30-6
 10/14 @Northwest Missouri 0-21
 10/22 Central Arkansas 0-27
 10/29 Southeast Missouri 35-0
 11/5 @Truman State 6-2
 11/12 @Missouri State 7-19
 11/18 Central Missouri 26-6

1939 (5-4, 3-2) 111-120
 9/29 @St. Louis 0-13
 10/7 Arkansas State 39-6
 10/13 @Central Missouri 13-7
 10/21 Northwest Missouri 0-17
 10/28 Missouri State 6-20
 11/4 Arkansas-Monticello 28-13
 11/10 @Southeast Missouri 12-6
 11/18 Truman State 13-6
 11/24 @Washington Univ. 0-12

1940 (3-3-2, 2-2-1) 91-65
 9/27 Arkansas State 39-12
 10/5 @St. Louis 0-0
 10/11 @Northwest Missouri 25-0
 10/19 Central Missouri 6-7
 11/2 @Missouri State 7-27
 11/9 Southeast Missouri 7-7
 11/15 @Truman State 7-0
 11/23 @Washington Univ. 0-12

1941 (4-3-2, 3-1-1) 116-67
 MIAA Co-Champions
 9/26 Arkansas State 46-0
 10/3 @St. Louis 7-13
 10/10 @Central Missouri 0-0
 10/17 Northwest Missouri 7-20
 10/24 Jefferson Barracks 6-6
 10/31 Missouri State 3-0
 11/7 @Southeast Missouri 20-0
 11/14 Truman State 20-0
 11/21 Washington Univ. 7-28

1942 (3-4) 130-69
 10/10 @St. Louis 7-14
 10/17 @Northwest Missouri 13-22
 10/24 Central Missouri 32-7
 10/31 Ft. Leonard Wood 53-0
 @Missouri State 13-0
 Southeast Missouri 6-7
 Washington Univ. 6-19

1943 (5-3) 112-112
 9/25 @Arkansas 0-59
 10/1 @Central Missouri 0-6
 10/16 @Illinois State 19-6
 10/23 Missouri (B) 18-0
 10/30 @Illinois Wesleyan 8-0
 11/6 @Southeast Missouri 25-0
 11/13 Camp J. T. Robinson 27-14
 11/20 Pittsburg State 14-34

1944 (No games — World War II)


1945 (0-5) 14-95
 Missouri State 7-13
 Missouri (B) 0-25
 St. Louis 0-32
 Missouri State 7-19
 Truman State 0-6

1946 (4-3-2, 3-1-1) 94-144
 MIAA Co-Champions
 9/20 @St. Louis 0-24
 9/28 Central Methodist 12-6
 10/5 @Oklahoma City 6-74
 10/12 @Central Missouri 20-0
 10/19 @Northwest Missouri 25-0
 10/26 @Southeast Missouri 6-27
 11/2 Missouri State 12-0
 11/9 Pittsburg State 0-0
 11/16 Truman State 13-13

1947 (4-3, 4-1) 105-126
 MIAA Champions
 9/27 @St. Louis 0-61
 10/4 @Memphis 0-13
 10/11 @Northwest Missouri 12-6
 10/18 Central Missouri 14-7
 10/25 @Truman State 25-6
 11/1 @Missouri State 7-14
 11/8 Southeast Missouri 47-19

1948 (4-3-2, 2-1-2) 105-96
 9/18 Memphis 6-0
 9/25 @Washington Univ. 7-19
 10/2 Shurtleff 22-13
 10/8 @Central Missouri 18-0
 10/16 Northwest Missouri 24-6
 10/30 Missouri State 0-18
 11/6 @Southeast Missouri 7-7
 11/13 Truman State 14-14
 11/20 @St. Louis 7-19

1949 (6-2, 5-0) 231-87
 MIAA Champions
 9/16 @Pittsburg State 7-27
 9/24 @Washington Univ. 13-28
 10/1 Shurtleff 56-0
 10/7 @Northwest Missouri 41-13
 10/15 Central Missouri 31-0
 10/21 @Truman State 20-6
 10/29 @Missouri State 33-7
 11/5 Southeast Missouri 30-6



Miners' 1941 team: Missouri S&T's first championship team in the Missouri Intercollegiate Athletic Association; team recorded five shutouts during that championship season.

ALL-TIME MINER RESULTS



1950 (7-2, 4-1)	201-114
MIAA Champions	
9/15 @Pittsburg State	26-7
9/23 @Washington Univ.	34-19
9/30 Murray State	0-21
10/7 Northwest Missouri	14-0
10/14 @Central Missouri	32-13
10/21 Truman State	47-7
10/28 Missouri State	35-34
11/3 @Southeast Missouri	6-7
11/23 @Illinois State*	7-6
*Corn Bowl, Bloomington, Ill.	

1951 (3-5, 3-2)	90-132
9/15 Pittsburg State	0-20
9/22 @Murray State	7-31
9/29 @Washington Univ.	8-21
10/6 Central Missouri	12-6
10/11 @Northwest Missouri	30-14
10/19 @Truman State	7-21
10/26 @Missouri State	7-13
11/3 Southeast Missouri	19-6

1952 (3-5, 3-2)	110-183
9/20 @Pittsburg State	0-20
9/27 @Washington Univ.	6-27
10/4 Northwest Missouri	21-6
10/10 @Central Missouri	20-14
10/17 @Southeast Missouri	0-10
10/25 Missouri State	25-20
10/31 @William Jewell	19-47
11/8 Truman State	19-52

1953 (3-5, 2-3)	100-117
9/19 Pittsburg State	6-25
9/26 @Washington Univ.	7-26
10/2 @Northwest Missouri	7-12
10/10 Central Missouri	20-0
10/17 Southeast Missouri	6-0
10/24 @Truman State	20-28
10/31 @Missouri State	6-19
11/6 @Southern Illinois	28-7

1954 (3-5, 3-2)	104-216
9/18 @Pittsburg State	14-35
9/25 @Washington Univ.	14-58
10/2 Missouri State	18-12
10/9 @Southeast Missouri	7-33
10/16 Northwest Missouri	19-13
10/23 @Central Missouri	19-6
10/30 Truman State	6-32
11/5 Southern Illinois	7-27

1955 (4-5, 2-3)	162-165
9/17 Pittsburg State	14-33
9/24 @Washington Univ.	20-13
10/1 Culver-Stockton	44-7
10/8 @Missouri State	13-7
10/15 Southeast Missouri	6-9
10/22 @Truman State	19-14
10/29 @Northwest Missouri	6-11
11/5 Central Missouri	19-25
11/12 @SW-Memphis	21-46

1956 (6-3, 4-1)	172-89
MIAA Co-Champions	
9/15 @Pittsburg State	0-13
9/22 @Carthage	20-6
9/29 @Washington Univ.	13-14
10/6 SW-Memphis	33-7
10/13 Truman State	33-6
10/20 Missouri State	7-9
10/27 @Central Missouri	29-27
11/3 Northwest Missouri	27-7
11/10 @Southeast Missouri	10-0



Miners' 1947 team: Missouri S&T's first outright championship team that won the Missouri Intercollegiate Athletic Association title with a 4-1 league mark.

1957 (5-5, 3-2)	174-146
9/14 @Northeastern Okla.	13-33
9/21 Carthage	34-0
9/28 @Washington Univ.	7-14
10/5 Pittsburg State	6-14
10/12 Central Missouri	47-6
10/19 Northwest Missouri	37-19
10/27 Emporia State	27-14
11/1 @Truman State	0-12
11/9 @Missouri State	3-0
11/16 Southeast Missouri	0-32

1958 (5-4, 4-1)	154-185
9/13 Northeastern Okla.	3-20
9/20 @Lincoln	0-46
9/27 @Washington Univ.	13-19
10/4 @Pittsburg State	22-21
10/11 Central Missouri	26-14
10/17 @Southeast Missouri	7-19
10/25 Truman State	27-20
11/1 Northwest Missouri	20-7
11/8 @Missouri State	36-19

1959 (4-4, 2-3)	147-137
9/19 Lincoln	14-30
9/26 @Washington Univ.	27-15
10/3 Pittsburg State	20-7
10/9 @Central Missouri	34-20
10/17 Southeast Missouri	7-30
10/24 @Truman State	7-20
10/31 @Northwest Missouri	6-7
11/7 Missouri State	32-8

1960 (0-9, 0-5)	108-332
9/17 @Southern Illinois	14-34
9/24 @Washington Univ.	12-34
10/1 Pittsburg State	6-52
10/8 Tennessee-Martin	12-20
10/15 Northwest Missouri	22-53
10/22 @Missouri State	7-20
10/29 Central Missouri	21-23
11/5 @Southeast Missouri	0-42
11/12 Truman State	14-54

1961 (4-5, 3-2)	108-186
9/16 Southern Illinois	0-44
9/23 @Washington Univ.	19-0
9/30 Pittsburg State	0-20
10/7 @Tennessee-Martin	22-50
10/14 @Northwest Missouri	20-13
10/21 Missouri State	13-6
10/28 @Central Missouri	20-6
11/4 Southeast Missouri	7-27
11/10 @Truman State	7-20

1962 (2-7, 1-4)	112-210
9/15 @St. Mary's	13-0
9/22 @Washington Univ.	20-33
9/29 @Pittsburg State	6-28
10/6 Tennessee-Martin	18-26
10/13 @Southeast Missouri	12-23
10/20 Truman State	0-40
10/27 Northwest Missouri	26-12
11/3 @Missouri State	3-28
11/10 Central Missouri	14-20

1963 (2-7, 2-3)	69-225
9/14 Lincoln	6-24
9/21 @Washington Univ.	7-15
9/28 Pittsburg State	6-35
10/5 @Tennessee-Martin	7-32
10/12 Southeast Missouri	19-14
10/19 @Truman State	0-41
10/26 @Northwest Missouri	14-22
11/2 Missouri State	0-42
11/9 @Central Missouri	10-0

1964 (1-8, 1-4)	78-324
9/19 @Washington Univ.	7-27
9/26 @Pittsburg State	9-24
10/3 Tennessee-Martin	6-26
10/10 @Lincoln	0-73
10/17 Truman State	12-35
10/24 Northwest Missouri	19-41
10/31 @Missouri State	13-49
11/7 Central Missouri	14-0
11/14 @Southeast Missouri	7-49

1965 (2-7, 0-5)	116-168
9/18 @Washington Univ.	6-19
9/25 Pittsburg State	19-7
10/2 @Carson-Newman	0-27
10/9 St. Mary's	41-0
10/16 Truman State	0-14
10/23 @Northwest Missouri	12-40
10/30 Missouri State	0-14
11/6 @Central Missouri	22-26
11/13 Southeast Missouri	16-21

1966 (3-7, 1-4)	173-264
9/17 @Harding	13-31
9/24 @Pittsburg State	23-35
10/1 Missouri Valley	29-7
10/8 @William Jewell	16-13
10/15 @Missouri State	10-39
10/22 Central Missouri	26-28
10/29 @Southeast Missouri	13-49
11/5 Truman State	16-0
11/12 Northwest Missouri	13-36
11/19 @Bradley	14-26

1967 (2-7, 0-5)	115-194
9/16 Harding	25-14
9/23 Pittsburg State	7-14
9/30 @Missouri Valley	34-13
10/6 William Jewell	14-28
10/14 Missouri State	9-21
10/21 @Central Missouri	0-21
10/28 Southeast Missouri	0-34
11/4 Truman State	7-13
11/11 Northwest Missouri	19-36


1968 (4-5, 2-3)	128-141
9/21 @Washington Univ.	18-20
9/28 @Missouri Valley	20-7
10/5 Hillsdale	16-24
10/12 @Wis.-Milwaukee	10-6
10/19 Central Missouri	16-20
10/26 @Southeast Missouri	13-31
11/2 Truman State	19-13
11/9 Northwest Missouri	7-6
11/16 @Missouri State	9-14

1969 (7-2, 3-2)	256-107
9/20 @Washington Univ.	40-0
9/27 Missouri Valley	33-14
10/4 Bradley	42-14
10/11 @Illinois-Chicago	14-6
10/18 @Central Missouri	24-0
10/25 Southeast Missouri	24-32
11/1 @Truman State	14-21
11/8 @Northwest Missouri	20-8
11/15 Missouri State	45-12

1970 (6-3-1, 2-3-1)	251-174
9/19 Washington Univ.	20-14
9/26 @Missouri Valley	21-7
10/3 @Bradley	28-7
10/10 Illinois-Chicago	53-0
10/17 @Northwest Missouri	54-21
10/24 Missouri State	14-14
10/31 @Central Missouri	7-34
11/14 Southeast Missouri	21-35
11/21 @Truman State	19-35
11/26 Lincoln	14-7

1971 (4-6-1, 2-3-1)	156-247
9/18 @Pittsburg State	0-20
9/24 Missouri Valley	21-27
10/2 Culver-Stockton	21-0
10/9 @Wis.-Milwaukee	7-6
10/16 Northwest Missouri	21-19
10/23 @Missouri State	20-20
10/30 Central Missouri	25-14
11/6 @Eastern New Mexico	7-37
11/13 @Southeast Missouri	2-42
11/20 Truman State	13-44
11/25 @Lincoln	0-18

ALL-TIME MINER RESULTS



Miners' 1980 team: Undefeated (10-0) and champions of Missouri Intercollegiate Athletic Association; team was ranked 10th in final NCAA Division II poll and was D-II's top team against the run.

1972 (2-9, 1-5)	108-312	1976 (4-6-1, 2-4)	179-173	1980 (10-0, 6-0)	260-123	1984 (6-4, 2-3)	229-111
9/16 Pittsburg State	7-21	9/4 @Missouri Valley	30-42	MIAA Champions		9/1 Missouri Western	17-11
9/23 @South Dakota State	0-49	9/11 @Missouri Western	7-6	9/6 William Penn	27-0	9/8 @Missouri Valley	24-10
9/30 @Missouri Southern	7-39	9/18 Wayne State, Neb.	17-0	9/13 @Missouri Valley	23-16	9/15 Pittsburg State	62-14
10/7 Wis.-Milwaukee	7-20	9/25 Pittsburg State	7-7	9/20 Pittsburg State	14-10	9/22 @Evansville	50-0
10/14 @Northwest Missouri	21-46	10/9 Lincoln	34-15	9/27 @Evangel	40-20	10/6 Southeast Missouri	16-0
10/21 Missouri State	0-3	10/16 @Central Missouri	29-15	10/4 Lincoln	18-0	10/13 @Truman State	20-31
10/28 @Central Missouri	24-35	10/23 Missouri State	9-10	10/11 @Northwest Missouri	41-3	10/20 @Central Missouri	0-10
11/4 @Washington Univ.	14-7	10/30 @Northwest Missouri	14-28	10/18 Missouri State	27-16	10/27 Lincoln	27-3
11/11 Southeast Missouri	0-31	11/6 @Washington Univ.	20-21	10/25 @Central Missouri	16-15	11/3 Evangel	7-18
11/18 @Truman State	28-21	11/13 Southeast Missouri	12-20	11/8 Southeast Missouri	34-23	11/10 @Northwest Missouri	9-14
11/23 Lincoln	0-40	11/20 Truman State	0-24	11/15 @Truman State	20-14		
1973 (3-6-2, 2-3-1)	186-263	1977 (7-3-1, 4-1-1)	234-180	1981 (6-3-1, 3-1-1)	149-136	1985 (7-3, 4-1)	240-120
9/15 @Wayne State, Neb.	14-14	MIAA Co-Champions		9/5 @William Penn	31-13	9/4 @Missouri Western	15-24
9/22 Henderson State	3-14	9/3 Missouri Valley	33-13	9/12 Missouri Valley	10-31	9/8 Missouri Valley	35-6
9/29 Missouri Southern	16-0	9/10 Missouri Western	14-21	9/19 @Pittsburg State	12-28	9/21 @Pittsburg State	13-14
10/6 @Wis.-Milwaukee	7-45	9/17 Missouri Southern	9-43	9/26 Evangel	14-3	10/5 @Southeast Missouri	20-3
10/13 Northwest Missouri	21-31	9/24 @Pittsburg State	16-14	10/3 @Lincoln	14-12	10/12 Truman State	20-21
10/20 @Missouri State	32-49	10/8 @Lincoln	14-0	10/10 Northwest Missouri	24-3	10/19 Central Missouri	14-9
10/27 Central Missouri	24-14	10/15 Central Missouri	20-14	10/17 Central Missouri	0-0	10/26 @Lincoln	34-3
11/3 @Washington Univ.	28-31	10/22 @Missouri State	17-26	10/31 Evansville	13-3	11/2 @Evangel	28-19
11/10 @Southeast Missouri	8-33	10/29 Northwest Missouri	27-6	11/7 @Southeast Missouri	14-17	11/9 Northwest Missouri	44-6
11/17 Truman State	7-7	11/5 Washington Univ.	49-10	11/14 Truman State	17-16	11/16 @Grand Valley State	17-15
11/22 @Lincoln	26-25	11/12 @Southeast Missouri	14-14				
11/19 Truman State	21-19	11/19 Truman State	21-19	1982 (8-3, 3-2)	238-177	1986 (5-6, 2-3)	291-248
1974 (6-4-1, 4-1-1)	178-202	1978 (8-3, 4-2)	267-145	9/4 @Wichita State	14-51	9/6 Missouri Western	38-22
9/7 @Missouri Valley	14-28	9/2 William Penn	20-0	9/11 @Missouri Valley	10-6	9/13 @Missouri Valley	42-13
9/14 @Missouri Western	15-7	9/9 @Missouri Valley	6-14	9/18 Pittsburg State	21-9	9/20 Pittsburg State	14-37
9/21 @Henderson State	10-38	9/23 Pittsburg State	38-21	9/25 @Evansville	14-10	9/27 @Evangel	40-28
9/28 Pittsburg State	14-12	9/30 Evangel	37-0	10/2 Lincoln	23-7	10/4 @Central Missouri	28-35
10/12 Southeast Missouri	21-29	10/7 Southeast Missouri	13-6	10/9 @Northwest Missouri	24-21	10/11 @Northwest Missouri	13-3
10/19 @Truman State	20-7	10/14 @Truman State	7-8	10/16 Culver-Stockton	61-0	10/18 Southeast Missouri	12-30
10/26 @Central Missouri	21-21	10/21 Missouri State	13-37	10/23 @Central Missouri	20-23	10/25 Lincoln	53-6
11/2 Lincoln	14-13	10/28 @Northwest Missouri	32-22	10/30 Evangel	32-22	11/1 Southwest Baptist	10-13
11/9 @Eastern Illinois	0-17	11/4 @Central Methodist	52-17	11/6 Southeast Missouri	12-0	11/8 @Truman State	21-31
11/16 @Northwest Missouri	7-41	11/11 Lincoln	32-13	11/13 @Truman State	7-28	11/15 Grand Valley State	20-30
11/23 Missouri State	35-31	11/18 @Central Missouri	17-7				
1975 (1-8-2, 1-5)	127-210	1979 (7-3-1, 3-3)	208-94	1983 (8-2, 4-1)	239-133	1987 (5-5, 2-3)	200-136
9/6 Missouri Valley	14-28	9/1 @William Penn	43-0	MIAA Co-Champions		9/5 @Missouri Western	19-7
9/13 Missouri Western	14-14	9/8 Missouri Valley	8-8	9/3 @Missouri Western	28-35	9/12 Missouri Valley	10-13
9/20 @Missouri Southern	6-26	9/22 @Pittsburg State	24-10	9/10 Missouri Valley	17-7	9/19 @Pittsburg State	7-31
9/27 @Pittsburg State	20-20	9/29 @Evangel	37-0	9/17 @Pittsburg State	17-14	9/26 Evangel	29-14
10/11 @Southeast Missouri	0-17	10/6 @Southeast Missouri	9-7	9/24 Evansville	37-21	10/10 Central Missouri	14-20
10/18 Truman State	6-26	10/13 Truman State	2-3	10/1 @Lincoln	17-21	10/17 Northwest Missouri	31-14
10/25 Central Missouri	0-29	10/20 @Missouri State	3-27	10/8 Northwest Missouri	35-21	10/24 Truman State	6-11
11/1 @Lincoln	26-28	10/27 Northwest Missouri	3-26	10/22 Central Missouri	15-0	10/31 @Lincoln	49-0
11/8 Eastern Illinois	14-24	11/3 Central Methodist	49-6	10/29 @Evangel	35-6	11/7 @Southeast Missouri	0-16
11/15 Northwest Missouri	7-28	11/10 @Lincoln	24-7	11/5 @Southeast Missouri	24-14	11/14 @Southwest Baptist	35-10
11/22 @Missouri State	20-7	11/17 Central Missouri	9-0	11/12 Truman State	14-9		

ALL-TIME MINER RESULTS



1988 (2-8, 2-4)	122-208
9/3 Missouri Western	6-24
9/10 @Harding	16-21
9/17 @Pittsburg State	0-31
10/1 @Illinois State	0-20
10/8 Southwest Baptist	31-20
10/15 @Central Missouri	17-24
10/22 Southeast Missouri*	6-38
10/29 Lincoln	27-0
11/5 @Truman State	12-13
11/12 @Northwest Missouri	7-17
*at Busch Stadium, St. Louis	

1989 (1-9, 1-9)	123-223
9/2 @Washburn	20-7
9/9 Truman State	17-19
9/16 @Missouri Western	14-27
9/30 @Lincoln	14-21
10/7 Southeast Missouri	7-27
10/14 @Northwest Missouri	3-7
10/21 Pittsburg State	14-42
10/28 Central Missouri	0-25
11/4 @Missouri Southern	21-24
11/11 Southwest Baptist	14-24

1990 (0-10, 0-9)	96-304
9/1 Washburn	7-13
9/8 @Truman State	17-24
9/15 Missouri Western	21-24
9/22 @Illinois State	0-46
10/6 @Southeast Missouri	17-28
10/13 Northwest Missouri	13-21
10/20 @Pittsburg State	7-52
10/27 @Central Missouri	0-37
11/3 Missouri Southern	7-14
11/10 @Southwest Baptist	7-45

1991 (4-6-1, 3-5-1)	192-221
8/31 Michigan Tech	24-21
9/7 @Iowa Wesleyan	17-21
9/21 Northwest Missouri	20-21
9/28 @Pittsburg State	6-6
10/5 Missouri Western	14-26
10/12 @Missouri Southern	6-42
10/19 Emporia State	27-21
10/26 @Washburn	28-13
11/2 Central Missouri	13-7
11/9 Southwest Baptist	21-26
11/16 @Truman State	16-17

1992 (2-9, 1-8)	131-323
9/5 @Iowa Wesleyan	27-26
9/12 @Murray State	0-36
9/19 @Northwest Missouri	14-29
9/26 Pittsburg State	3-45
10/3 @Missouri Western	21-28
10/10 Missouri Southern	13-33
10/17 @Emporia State	6-35
10/24 Washburn	26-21
10/31 @Central Missouri	0-17
11/7 @Southwest Baptist	7-17
11/14 Truman State	14-36

1993 (3-7, 2-7)	228-228
9/11 Iowa Wesleyan	32-0
9/18 @Washburn	38-14
9/25 Emporia State	0-17
10/2 Southwest Baptist	44-8
10/9 @Pittsburg State	3-28
10/16 Northwest Missouri	20-27
10/23 @Truman State	13-21
10/30 Missouri Western	24-42
11/6 @Missouri Southern	33-47
11/13 Central Missouri	21-24

1994 (5-5-1, 4-4-1)	155-232
9/3 @Michigan Tech	6-20
9/10 @Georgetown, Ky.	17-7
9/17 Washburn	19-0
9/24 @Emporia State	15-14
10/1 @Southwest Baptist	26-26
10/8 Pittsburg State	0-34
10/15 @Northwest Missouri	20-15
10/22 Truman State	7-38
10/29 @Missouri Western	10-30
11/5 Missouri Southern	21-17
11/12 @Central Missouri	14-31

1995 (1-9, 1-8)	119-379
9/9 @Missouri Valley	0-3
9/16 @Truman State	3-63
9/23 Northwest Missouri	14-48
9/30 @Missouri Southern	17-56
10/7 Emporia State	14-45
10/14 @Washburn	10-21
10/21 Central Missouri	19-50
10/28 Southwest Baptist	7-12
11/4 @Pittsburg State	10-60
11/11 Missouri Western	25-21

1996 (3-8, 1-8)	165-314
9/7 Quincy	41-0
9/14 Missouri Valley	20-7
9/21 Truman State	14-30
9/28 @Northwest Missouri	21-56
10/5 Missouri Southern	21-25
10/12 @Emporia State	20-52
10/19 Washburn	0-45
10/26 @Central Missouri	7-20
11/2 @Southwest Baptist	14-7
11/9 Pittsburg State	0-45
11/16 @Missouri Western	7-27

1997 (3-8, 2-7)	153-333
9/6 @Quincy	40-0
9/13 @Missouri Valley	10-14
9/20 Central Missouri	14-44
9/27 @Washburn	13-27
10/4 @Pittsburg State	7-42
10/11 Northwest Missouri	3-38
10/18 @Truman State	7-56
10/25 Missouri Western	17-0
11/1 @Missouri Southern	3-35
11/8 Emporia State	20-77
11/15 Southwest Baptist	19-0

1998 (0-11, 0-9)	94-335
9/5 Quincy	17-23
9/12 Missouri Valley	14-19
9/19 @Central Missouri	0-27
9/26 Washburn	7-24
10/3 Pittsburg State	3-41
10/10 @Northwest Missouri	6-49
10/17 Truman State	7-25
10/24 @Missouri Western	0-39
10/31 Missouri Southern	19-33
11/7 @Emporia State	14-34
11/14 @Southwest Baptist	7-21

1999 (0-11, 0-9)	80-411
9/4 @Quincy	16-23
9/11 Missouri Valley	20-28
9/18 Missouri Western	10-56
9/25 @Truman State	0-15
10/2 Emporia State	6-48
10/9 @Washburn	18-53
10/16 @Central Missouri	0-41
10/23 Southwest Baptist	7-14
10/30 @Pittsburg State	0-62
11/6 Northwest Missouri	3-34
11/13 @Missouri Southern	0-37

2000 (2-9, 0-9)	141-453
9/2 Kentucky Wesleyan	35-28
9/9 @Missouri Valley	22-20
9/16 @Missouri Western	0-63
9/23 Truman State	0-49
9/30 @Emporia State	7-49
10/7 Washburn	14-34
10/14 Central Missouri	7-33
10/21 @Southwest Baptist*	32-35
10/28 Pittsburg State	10-52
11/4 @Northwest Missouri	7-70
11/11 Missouri Southern	7-20
*Overtime game (1OT)	

2001 (2-9, 0-9)	152-360
9/1 Quincy	45-12
9/8 @Kentucky Wesleyan	30-10
9/15 Northwest Missouri	0-49
9/22 @Truman State	0-61
9/29 Central Missouri	10-31
10/6 @Missouri Western	14-34
10/13 @Emporia State	19-31
10/20 Pittsburg State	3-31
10/27 Southwest Baptist	3-17
11/3 @Washburn	14-42
11/10 Missouri Southern	14-42

2002 (0-11, 0-9)	153-429
8/31 @Harding	15-23
9/14 Drake	25-28
9/21 @Northwest Missouri	9-34
9/28 Truman State	28-57
10/3 @Central Missouri	14-55
10/12 Missouri Western	9-29
10/19 Emporia State	7-40
10/26 @Pittsburg State	14-48
11/2 @Southwest Baptist	7-17
11/9 Washburn	0-49
11/16 Missouri Southern	25-49

2003 (0-11, 0-9)	224-500
9/6 Colo. School of Mines	7-28
9/13 @Drake	7-28
9/20 @Missouri Southern	35-49
9/27 Northwest Missouri	22-60
10/4 @Pittsburg State	6-59
10/11 Southwest Baptist	27-43
10/18 @Central Missouri	21-73
10/25 @Washburn	24-49
11/1 Emporia State	27-44
11/8 @Truman State	28-35
11/15 Missouri Western	20-32

2004 (3-8, 2-7)	254-509
8/28 Upper Iowa	42-7
9/4 @Colo. School of Mines	12-48
9/11 Missouri Southern	21-51
9/18 @Northwest Missouri	3-65
9/25 Pittsburg State	27-91
10/2 @Southwest Baptist	14-52
10/9 Central Missouri	42-38
10/16 Washburn	17-42
10/23 @Emporia State	29-19
10/30 Truman State	33-47
11/6 @Missouri Western	14-49

AS AN NCAA-II INDEPENDENT	
2005 (7-4)	379-285
8/27 @Upper Iowa	26-18
9/3 Central Methodist	43-18
9/10 Wayne State (Neb.)	22-21
9/17 Peru State	34-0
9/24 @Saint Joseph's	23-28
10/1 Southwest Baptist	38-40
10/15 Southwestern Okla. St.	20-9
10/22 @South Dakota St.	28-64
10/29 @Austin Peay	45-3
11/5 Morehead State	55-56
11/12 @Butler	45-28

2006 (6-5)	350-283
8/26 @Tiffin	32-58
9/9 @Southeast Missouri	23-44
9/16 @Lincoln	49-7
9/23 @Morehead State	49-37
9/30 Saint Joseph's	24-38
10/7 @Southwestern Okla.	29-31
10/14 Austin Peay	21-14
10/21 Southern Nazarene	17-14
10/28 Butler	35-20
11/4 @Wayne State (Neb.)	9-14
11/11 Kentucky Wesleyan	62-6

2007 (4-7)	334-385
8/25 Truman State	31-38
8/30 @Missouri State	17-62
9/8 @Wisconsin-Stout	28-10
9/22 @Butler*	21-28
9/29 Arkansas-Monticello	28-45
10/6 @Saint Joseph's	17-35
10/13 @Southern Nazarene	21-35
10/20 Central State	44-28
10/27 Lincoln	48-10
11/3 @Tiffin	30-73
11/10 @Kentucky Wesleyan	49-21
*Overtime game (1OT)	

2008 (7-4)	408-274
9/6 @Ark.-Monticello	24-42
9/13 Evangel	41-7
9/20 @Wisconsin-Stout	31-24
9/27 Butler	15-41
10/4 Saint Joseph's	38-29
10/11 @South Dakota	3-34
10/18 Kentucky Wesleyan	58-7
10/25 @Central State	28-29
11/1 @Lincoln	68-0
11/8 Southwest Baptist	63-23
11/15 @Truman State*	39-38
*Overtime game (2OT)	

2009 (4-7)	233-374
9/3 @Central Missouri	13-50
9/12 Saint Joseph's*	41-44
9/19 Wis.-Stevens Point	17-21
9/26 @Wis.-LaCrosse	0-48
10/3 @Central Arkansas	10-45
10/10 @Drake	0-19
10/17 Northwestern Okla.	31-28
10/24 Saint Francis (Ind.)	39-37
10/31 Lincoln	35-14
11/7 @Southwest Baptist	13-54
11/14 @Kentucky Wesleyan	34-14
*Overtime game (2OT)	

2010 (3-8)	206-352
9/4 @Emporia State	7-23
9/11 Drake	14-28
9/18 @Wis.-Stevens Point	10-29
9/25 Wisconsin-LaCrosse	31-24
10/2 Northwestern Okla.	14-43
10/9 @South Alabama	6-45
10/16 Kentucky Wesleyan*	38-35
10/23 @Saint Francis (Ind.)	14-41
10/30 Urbana	25-42
11/6 @Saint Joseph's	27-21
11/13 @Lincoln	20-21
*Overtime game (1OT)	

2011 (6-5)	206-352
9/3 @Okla. Panhandle St.	34-23
9/10 Midwestern State	0-41
9/17 @Drake	23-27
9/24 Lindenwood	19-13
10/1 @Northwestern Okla.	17-22
10/8 S.D. School of Mines	60-6
10/15 @Kentucky Wesleyan	52-28
10/22 William Jewell	28-26
10/29 @Urbana	7-42
11/5 Saint Joseph's	45-24
11/12 @South Dakota	14-48

ALL-TIME VS. OPPONENTS



OPPONENT (School location)	All Games	Home	Away	Neutral	First Game	Last Game
Arkansas (Fayetteville, Ark.)	6-13	3-0	3-12	0-1	1902	1943
Arkansas-Monticello (Monticello, Ark.)	1-2	1-1	0-1	0-0	1939	2008
Arkansas State (Jonesboro, Ark.)	3-0	3-0	0-0	0-0	1939	1941
Arkansas Tech (Russellville, Ark.)	0-5	0-4	0-1	0-0	1922	1934
Austin Peay (Clarksville, Tenn.)	2-0	1-0	1-0	0-0	2005	2006
Barnes (St. Louis, Mo.)	0-1	0-0	0-1	0-0	1909	1909
Battery A (Fort Leonard Wood, Mo.)	4-0	4-0	0-0	0-0	1905	1908
Bradley (Peoria, Ill.)	2-1	1-1	1-0	0-0	1966	1970
Butler (Indianapolis, Ind.)	2-2	1-1	1-1	0-0	2005	2008
Camp J.T. Robinson (Little Rock, Ark.)	1-0	1-0	0-0	0-0	1943	1943
Carleton (Northfield, Minn.)	1-1	1-1	0-0	0-0	1908	1909
Carson-Newman (Jefferson City, Tenn.)	0-1	0-0	0-1	0-0	1965	1965
Carthage (Kenosha, Wis.)	2-0	1-0	1-0	0-0	1956	1957
Central Arkansas (Conway, Ark.)	0-2	0-1	0-1	0-0	1938	2009
Central Methodist (Fayette, Mo.)	9-4	7-4	2-0	0-0	1909	2005
Central Missouri (Warrensburg, Mo.)	37-35-3	22-15-1	15-20-2	0-0	1902	2009
Central State (Wilberforce, Ohio)	1-1	1-0	0-1	0-0	2007	2008
Chillicothe Business (Chillicothe, Mo.)	2-0	2-0	0-0	0-0	1930	1938
Christian Brothers (St. Louis, Mo.)	4-3-1	1-1-1	3-2	0-0	1895	1914
Colorado (Boulder, Colo.)	0-1	0-0	0-1	0-0	1903	1903
Colorado School of Mines (Golden, Colo.)	0-2	0-1	0-1	0-0	2003	2004
Culver-Stockton (Canton, Mo.)	3-0	3-0	0-0	0-0	1955	1982
Drake (Des Moines, Iowa)	0-6	0-2	0-4	0-0	1923	2011
Drury (Springfield, Mo.)	19-14-3	10-8-1	9-6-2	0-0	1893	1932
Eastern Illinois (Charleston, Ill.)	0-2	0-1	0-1	0-0	1974	1975
Eastern New Mexico (Portales, N.M.)	0-1	0-0	0-1	0-0	1971	1971
Emporia State (Emporia, Kan.)	4-12	2-6	2-6	0-0	1957	2010
Evangel (Springfield, Mo.)	10-1	5-1	5-0	0-0	1978	2008
Evansville (Evansville, Ind.)	5-0	3-0	2-0	0-0	1926	1984
Fort Leonard Wood (Fort Leonard Wood, Mo.)	1-0	1-0	0-0	0-0	1942	1942
Georgetown (Georgetown, Ky.)	1-0	0-0	1-0	0-0	1994	1994
Grand Valley State (Allendale, Mich.)	1-1	0-1	1-0	0-0	1985	1986
Harding (Searcy, Ark.)	1-3	1-0	0-3	0-0	1966	2002
Haskell (Lawrence, Kan.)	0-1-1	0-1-1	0-0	0-0	1909	1911
Henderson State (Arkadelphia, Ark.)	0-2	0-1	0-1	0-0	1973	1974
Hillsdale (Hillsdale, Mich.)	0-1	0-1	0-0	0-0	1968	1968
Illinois (Champaign, Ill.)	0-1	0-0	0-1	0-0	1915	1915
Illinois-Chicago (Chicago, Ill.)	2-0	1-0	1-0	0-0	1969	1970
Illinois State (Normal, Ill.)	2-2	0-0	1-2	1-0	1943	1990
Illinois Wesleyan (Bloomington, Ill.)	1-0	0-0	1-0	0-0	1943	1943
Iowa Wesleyan (Mount Pleasant, Iowa)	2-1	1-0	1-1	0-0	1991	1993
Jefferson Barracks (St. Louis, Mo.)	0-0-1	0-0-1	0-0	0-0	1941	1941
Kansas City (Kansas City, Mo.)	1-0	1-0	0-0	0-0	1923	1923
Kansas School of Mines (Weir City, Kan.)	1-0	1-0	0-0	0-0	1914	1914
Kansas State (Manhattan, Kan.)	0-1	0-0	0-1	0-0	1910	1910
Kentucky Wesleyan (Owensboro, Ky.)	8-0	4-0	4-0	0-0	2000	2011
Kirksville Osteopaths (Kirksville, Mo.)	8-3-1	7-1-1	1-2	0-0	1900	1928
Lincoln (Jefferson City, Mo.)	19-10	11-3	8-7	0-0	1958	2010
Lindenwood (St. Charles, Mo.)	1-0	1-0	0-0	0-0	2011	2011
Lombard (Galesburg, Ill.)	0-1	0-1	0-0	0-0	1928	1928
Loyola (Chicago, Ill.)	0-1	0-0	0-1	0-0	1924	1924
Marion Sims (St. Louis, Mo.)	1-1	0-1	1-0	0-0	1900	1901
Marionville (Marionville, Mo.)	1-0	1-0	0-0	0-0	1917	1917
McKendree (Lebanon, Ill.)	8-1	8-1	0-0	0-0	1924	1936
McKinley HS (St. Louis, Mo.)	1-0	1-0	0-0	0-0	1907	1907
Memphis (Memphis, Tenn.)	1-1	1-0	0-1	0-0	1947	1948
Michigan Tech (Houghton, Mich.)	1-1	1-0	0-1	0-0	1991	1994
Midwestern State (Wichita Falls, Texas)	0-1	0-1	0-0	0-0	2011	2011
Millikin (Decatur, Ill.)	0-1-2	0-1-2	0-0	0-0	1916	1921

ALL-TIME VS. OPPONENTS



OPPONENT (School location)	All Games	Home	Away	Neutral	First Game	Last Game
Missouri (Columbia, Mo.)	1-10-1	0-1	1-9-1	0-0	1900	1925
Missouri "B" (Columbia, Mo.)	2-1	2-1	0-0	0-0	1931	1945
Missouri Southern (Joplin, Mo.)	2-18	2-8	0-10	0-0	1972	2004
Missouri State (Springfield, Mo.)	31-27-3	21-10-1	10-17-2	0-0	1904	2007
Missouri Valley (Marshall, Mo.)	15-11-1	7-6-1	8-5	0-0	1930	2000
Missouri Wesleyan (Cameron, Mo.)	0-3	0-2	0-1	0-0	1921	1924
Missouri Western (St. Joseph, Mo.)	7-18-1	4-8-1	3-10	0-0	1974	2004
Morehead State (Morehead, Ky.)	1-1	0-1	1-0	0-0	2005	2006
Murray State (Murray, Ky.)	0-3	0-1	0-2	0-0	1950	1992
Northeastern Oklahoma A&M (Miami, Okla.)	1-0	1-0	0-0	0-0	1923	1923
Northeastern State (Tahlequah, Okla.)	2-2	1-1	1-1	0-0	1929	1958
Northwest Missouri State (Maryville, Mo.)	33-38-1	19-17	14-21-1	0-0	1929	2004
Northwestern Oklahoma State (Alva, Okla.)	1-2	1-1	0-1	0-0	2009	2011
Oklahoma (Norman, Okla.)	0-1	0-0	0-1	0-0	1903	1903
Oklahoma City (Oklahoma City, Okla.)	0-3	0-0	0-3	0-0	1935	1946
Oklahoma Panhandle State (Goodwell, Okla.)	1-0	0-0	1-0	0-0	2011	2011
Oklahoma State (Stillwater, Okla.)	2-2	1-0	0-2	1-0	1912	1931
Ottawa (Ottawa, Kan.)	1-0	1-0	0-0	0-0	1933	1933
Peru State (Peru, Neb.)	1-0	1-0	0-0	0-0	2005	2005
Pierce City Baptist (Pierce City, Mo.)	2-0	1-0	1-0	0-0	1901	1902
Pittsburg State (Pittsburg, Kan.)	15-40-4	9-20-2	6-20-2	0-0	1914	2004
Quincy (Quincy, Ill.)	3-2	2-1	1-1	0-0	1996	2001
Rhodes (Memphis, Tenn.)	1-1	1-0	0-1	0-0	1955	1956
Saint Francis (Fort Wayne, Ind.)	1-1	1-0	0-1	0-0	2009	2010
Saint Joseph's (Rensselaer, Ind.)	3-4	2-2	1-2	0-0	2005	2011
Saint Louis (St. Louis, Mo.)	5-27-2	0-0	5-27-2	0-0	1900	1948
St. Mary's of the Plains (Dodge City, Kan.)	2-0	1-0	1-0	0-0	1962	1965
St. Viator (Bourbonnais, Ill.)	0-0-1	0-0-1	0-0	0-0	1932	1932
Shurtleff (Alton, Ill.)	5-0-2	5-0-2	0-0	0-0	1901	1949
Smith Academy (St. Louis, Mo.)	2-0	2-0	0-0	0-0	1901	1907
South Alabama (Mobile, Ala.)	0-1	0-0	0-1	0-0	2010	2010
South Dakota (Vermillion, S.D.)	0-3	0-0	0-3	0-0	1902	2011
South Dakota School of Mines (Rapid City, S.D.)	1-0	1-0	0-0	0-0	2011	2011
South Dakota State (Brookings, S.D.)	0-2	0-0	0-2	0-0	1972	2005
Southeast Missouri St. (Cape Girardeau, Mo.)	22-36-3	14-15-1	8-20-2	0-1	1906	2006
Southern Illinois (Carbondale, Ill.)	2-3	1-2	1-1	0-0	1937	1961
Southern Methodist (Dallas, Texas)	0-1	0-0	0-1	0-0	1923	1923
Southern Nazarene (Bethany, Okla.)	1-1	1-0	0-1	0-0	2006	2007
Southwest Baptist (Bolivar, Mo.)	6-15-1	4-7	2-8-1	0-0	1986	2009
Southwestern Okla. St. (Weatherford, Okla.)	1-1	1-0	0-1	0-0	2005	2006
Tennessee-Martin (Martin, Tenn.)	0-5	0-3	0-2	0-0	1960	1964
Tennessee Medical (Knoxville, Tenn.)	0-1	0-0	0-1	0-0	1922	1922
Texas A&M (College Station, Texas)	0-2	0-0	0-2	0-0	1915	1916
Tiffin (Tiffin, Ohio)	0-2	0-0	0-2	0-0	2006	2007
Truman State (Kirksville, Mo.)	22-49-4	11-23-4	11-26	0-0	1909	2008
Tulsa (Tulsa, Okla.)	0-4	0-0	0-4	0-0	1916	1932
Upper Iowa (Fayette, Iowa)	2-0	1-0	1-0	0-0	2004	2005
Urbana (Urbana, Ohio)	0-2	0-1	0-1	0-0	2010	2011
Vanderbilt (Nashville, Tenn.)	0-1	0-0	0-1	0-0	1904	1904
Verona Athletic Club (St. Louis, Mo.)	1-0	1-0	0-0	0-0	1913	1913
Washburn (Topeka, Kan.)	5-11	2-6	3-5	0-0	1989	2004
Washington University (St. Louis, Mo.)	11-40-1	2-0	9-40-1	0-0	1895	1977
Wayne State (Wayne, Neb.)	2-1-1	2-0	0-1-1	0-0	1973	2006
West End Athletic Club (St. Louis, Mo.)	1-0	1-0	0-0	0-0	1902	1902
Westminster (Fulton, Mo.)	5-2	2-2	3-0	0-0	1917	1930
Wichita State (Wichita, Kan.)	0-1	0-0	0-1	0-0	1982	1982
William Jewell (Liberty, Mo.)	2-2-1	1-1-1	1-1	0-0	1911	2011
William Penn (Oskaloosa, Iowa)	4-0	2-0	2-0	0-0	1978	1981
Wisconsin-Milwaukee (Milwaukee, Wis.)	2-2	0-1	2-1	0-0	1968	1973
Wisconsin-LaCrosse (LaCrosse, Wis.)	1-1	1-0	0-1	0-0	2009	2010

ALL-TIME VS. OPPONENTS



ARKANSAS (UA leads 13-6)

1902	UA	0-11	@Fayetteville
1903	S&T	17-6	Rolla
1904	S&T	5-0	@Fayetteville
1905	S&T	16-0	Rolla
1906	S&T	11-0	Rolla
1907	UA	5-7	@Fayetteville
1910	UA	2-6	@Fayetteville
1911	UA	3-44	@Joplin
1914	S&T	40-0	@Fayetteville
1916	UA	0-60	@Fayetteville
1917	UA	0-39	@Fayetteville
1918	UA	0-7	@Fayetteville
1919	UA	0-20	@Fayetteville
1920	UA	0-14	@Fayetteville
1927	UA	0-34	@Fayetteville
1928	UA	6-45	@Fayetteville
1932	S&T	20-19	@Fayetteville
1934	UA	0-20	@Fayetteville
1943	UA	0-59	@Fayetteville

ARKANSAS-MONTICELLO (UAM leads 2-1)

1939	S&T	28-13	Rolla
2007	UAM	28-45	Rolla
2008	UAM	24-42	@Monticello

ARKANSAS STATE (S&T leads 3-0)

1939	S&T	39-6	Rolla
1940	S&T	39-12	Rolla
1941	S&T	46-0	Rolla

ARKANSAS TECH (ATU leads 5-0)

1922	ATU	0-6	Rolla
1923	ATU	0-23	Rolla
1926	ATU	0-30	Rolla
1933	ATU	0-26	@Russellville
1934	ATU	0-6	Rolla

AUSTIN PEAY (S&T leads 2-0)

2005	S&T	49-3	@Clarksville
2006	S&T	21-14	Rolla

BARNES (BAR leads 1-0)

1909	BAR	6-25	@St. Louis
------	-----	------	------------

BATTERY A, FORT WOOD (S&T leads 4-0)

1905	S&T	36-0	Rolla
1906	S&T	10-0	Rolla
1907	S&T	11-6	Rolla
1908	S&T	45-0	Rolla

BRADLEY (S&T leads 2-1)

1966	BU	14-26	Rolla
1969	S&T	42-14	Rolla
1970	S&T	28-7	@Peoria

BUTLER (Tied 2-2)

2005	S&T	45-28	@Indianapolis
2006	S&T	35-20	Rolla
2007	BU	21-28 (OT)	@Indianapolis
2008	BU	15-41	Rolla

CAMP J.T. ROBINSON (S&T leads 1-0)

1943	S&T	27-14	Rolla
------	-----	-------	-------

CARLETON (Tied 1-1)

1908	CAR	6-10	Rolla
1909	S&T	18-6	Rolla

CARSON-NEWMAN (C-N leads 1-0)

1965	C-N	0-27	@Jefferson City
------	-----	------	-----------------

CARTHAGE (S&T leads 2-0)

1956	S&T	20-6	@Kenosha
1957	S&T	34-0	Rolla

CENTRAL ARKANSAS (UCA leads 2-0)

1938	UCA	0-27	Rolla
2009	UCA	10-45	@Conway

CENTRAL METHODIST (S&T leads 9-4)

1909	CMU	10-11	Rolla
1910	S&T	19-5	Rolla
1911	CMU	11-27	Rolla
1912	S&T	17-13	Rolla
1921	S&T	21-2	Rolla
1927	CMU	7-21	Rolla
1928	CMU	6-12	Rolla
1929	S&T	19-6	@Fayette
1931	S&T	27-0	Rolla
1946	S&T	12-6	Rolla
1978	S&T	52-17	@Fayette
1979	S&T	49-6	Rolla
2005	S&T	43-18	Rolla

CENTRAL MISSOURI (UCM leads 37-35-3)

1902	UCM	6-11	@Warrensburg
1903	S&T	5-0	Rolla
1915	S&T	13-7	Rolla
1916	S&T	14-13	Rolla
1919	UCM	0-6	@Warrensburg
1920	S&T	17-0	Rolla
1935	UCM	6-20	@Warrensburg
1936	UCM	0-20	Rolla
1937	UCM	6-20	@Warrensburg
1938	S&T	26-6	Rolla
1939	S&T	13-7	@Warrensburg
1940	UCM	6-7	Rolla
1941	Tie	0-0	@Warrensburg
1942	S&T	32-7	Rolla
1943	UCM	0-6	@Warrensburg
1946	S&T	20-0	Rolla
1947	S&T	14-7	Rolla
1948	S&T	18-0	@Warrensburg
1949	S&T	31-0	Rolla
1950	S&T	32-13	@Warrensburg
1951	S&T	12-6	Rolla
1952	S&T	20-14	@Warrensburg
1953	S&T	20-0	Rolla
1954	S&T	19-6	@Warrensburg
1955	UCM	19-25	Rolla
1956	S&T	29-27	@Warrensburg
1957	S&T	47-6	Rolla
1958	S&T	26-14	@Warrensburg
1959	S&T	34-20	Rolla
1960	UCM	21-23	Rolla
1961	S&T	20-6	@Warrensburg
1962	UCM	14-20	Rolla
1963	S&T	10-0	@Warrensburg
1964	S&T	14-0	Rolla
1965	UCM	22-26	@Warrensburg
1966	UCM	26-28	Rolla
1967	UCM	0-21	@Warrensburg
1968	UCM	16-20	Rolla
1969	S&T	24-0	@Warrensburg
1970	UCM	7-34	@Warrensburg
1971	S&T	25-14	Rolla
1972	UCM	24-35	@Warrensburg
1973	S&T	24-14	Rolla
1974	Tie	21-21	@Warrensburg
1975	UCM	0-29	Rolla
1976	S&T	29-15	@Warrensburg
1977	S&T	20-14	Rolla
1978	S&T	17-7	@Warrensburg
1979	S&T	9-0	Rolla
1980	S&T	16-15	@Warrensburg
1981	Tie	0-0	Rolla
1982	UCM	20-23	@Warrensburg
1983	S&T	15-0	Rolla
1984	UCM	0-10	@Warrensburg
1985	S&T	14-9	Rolla
1986	UCM	28-35	@Warrensburg
1987	UCM	14-20	Rolla
1988	UCM	17-24	@Warrensburg
1989	UCM	0-25	Rolla
1990	UCM	0-37	@Warrensburg
1991	S&T	13-7	Rolla
1992	UCM	0-17	@Warrensburg
1993	UCM	21-24	Rolla
1994	UCM	14-31	@Warrensburg
1995	UCM	19-50	Rolla

1996	UCM	7-20	@Warrensburg
1997	UCM	14-44	Rolla
1998	UCM	0-27	@Warrensburg
1999	UCM	0-41	@Warrensburg
2000	UCM	7-33	Rolla
2001	UCM	10-31	Rolla
2002	UCM	14-55	@Warrensburg
2003	UCM	21-73	@Warrensburg
2004	S&T	42-38	Rolla
2009	UCM	13-50	@Warrensburg

CENTRAL STATE (Tied 1-1)

2007	S&T	44-28	Rolla
2008	CSU	28-29	@Wilberforce

CHILLICOTHE BUSINESS (S&T leads 2-0)

1930	S&T	39-0	Rolla
1938	S&T	30-6	Rolla

CHRISTIAN BROTHERS (S&T LEADS 4-3-1)

1895	CB	8-10	@St. Louis
1899	CB	6-17	Rolla
1900	S&T	6-0	@St. Louis
1901	S&T	24-0	@St. Louis
1902	CB	5-11	@St. Louis
1904	S&T	53-0	Rolla
1913	Tie	7-7	Rolla
1914	S&T	27-6	@St. Louis

COLORADO (CU leads 1-0)

1903	CU	0-32	@Boulder
------	----	------	----------

COLO. SCHOOL OF MINES (CSM leads 2-0)

2003	CSM	7-28	Rolla
2004	CSM	12-48	@Golden

CULVER-STOCKTON (S&T leads 3-0)

1955	S&T	44-7	Rolla
1971	S&T	21-0	Rolla
1982	S&T	61-0	Rolla

DRAKE (DU leads 6-0)

1923	DU	0-53	@Des Moines
2002	DU	25-28	Rolla
2003	DU	7-28	@Des Moines
2009	DU	0-19	@Des Moines
2010	DU	14-28	Rolla
2011	DU	23-27	@Des Moines

DRURY (S&T leads 19-14-3)

1893	DU	0-16	@Springfield
1894	S&T	8-6	Rolla
1896	DU	0-42	Rolla
1898	S&T	26-0	Rolla
1899	DU	6-18	@Springfield
1900	S&T	69-0	Rolla
1901	S&T	12-0	@Springfield
1902	DU	10-11	Rolla
1903	Tie	0-0	@Springfield
1904	Tie	6-6	Rolla
1905	DU	0-40	@Springfield
1906	DU	0-6	@Springfield
1908	S&T	17-5	@Springfield
1909	S&T	43-0	Rolla
1910	S&T	37-5	Rolla
1911	DU	0-6	Rolla
1912	DU	0-13	@Springfield
1913	S&T	26-0	@Springfield
1914	S&T	68-0	Rolla
1915	S&T	26-6	@Springfield
1916	DU	0-38	Rolla
1917	DU	0-26	Rolla
1919	DU	7-12	@Springfield
1920	DU	7-13*	Rolla
1921	S&T	31-0	Rolla
1922	DU	0-12	Rolla
1923	S&T	13-7	@Springfield
1924	S&T	27-7	@Springfield
1925	S&T	20-13	Rolla
1926	S&T	27-6	Rolla

ALL-TIME VS. OPPONENTS



DRURY (cont.)

1927	S&T	18-7	@Springfield
1928	Tie	12-12	@Springfield
1929	DU	19-27	@Springfield
1930	S&T	67-6	Rolla
1931	S&T	18-0	@Springfield
1932	S&T	40-0	Rolla

*Game forfeited to S&T

EASTERN ILLINOIS (EIU leads 2-0)

1974	EIU	0-17	@Charleston
1975	EIU	14-24	Rolla

EASTERN NEW MEXICO (ENMU leads 1-0)

1971	ENMU	7-37	@Portales
------	------	------	-----------

EMPORIA STATE (ESU leads 12-4)

1957	S&T	27-14	Rolla
1991	S&T	27-21	Rolla
1992	ESU	6-35	@Emporia
1993	ESU	0-17	Rolla
1994	S&T	15-14	@Emporia
1995	ESU	14-45	Rolla
1996	ESU	20-52	@Emporia
1997	ESU	20-77	Rolla
1998	ESU	14-34	@Emporia
1999	ESU	6-48	Rolla
2000	ESU	7-49	@Emporia
2001	ESU	19-31	@Emporia
2002	ESU	7-40	Rolla
2003	ESU	27-44	Rolla
2004	S&T	29-19	@Emporia
2010	ESU	7-23	@Emporia

EVANGEL (S&T leads 10-1)

1978	S&T	37-0	Rolla
1979	S&T	37-0	@Springfield
1980	S&T	40-20	@Springfield
1981	S&T	14-3	Rolla
1982	S&T	32-22	Rolla
1983	S&T	35-6	@Springfield
1984	EU	7-18	Rolla
1985	S&T	28-19	@Springfield
1986	S&T	40-28	@Springfield
1987	S&T	29-14	Rolla
2008	S&T	41-7	Rolla

EVANSVILLE (S&T leads 5-0)

1926	S&T	32-9	Rolla
1981	S&T	13-3	Rolla
1982	S&T	14-10	@Evansville
1983	S&T	37-21	Rolla
1984	S&T	50-0	@Evansville

FORT LEONARD WOOD (S&T leads 1-0)

1942	S&T	53-0	Rolla
------	-----	------	-------

GEORGETOWN, KY. (S&T leads 1-0)

1994	S&T	17-7	@Georgetown
------	-----	------	-------------

GRAND VALLEY STATE (Tied 1-1)

1985	S&T	17-15	@Allendale
1986	GVSU	20-30	Rolla

HARDING (HU leads 3-1)

1966	HU	13-31	@Searcy
1967	S&T	25-14	Rolla
1988	HU	16-21	@Searcy
2002	HU	15-23	@Searcy

HASKELL (HAS leads 1-1-0)

1909	HAS	10-14	Rolla
1911	Tie	0-0	Rolla

HENDERSON STATE (HSU leads 2-0)

1973	HSU	3-14	Rolla
1974	HSU	10-38	@Arkadelphia

HILLSDALE (HC leads 1-0)

1968	HC	16-24	Rolla
------	----	-------	-------

ILLINOIS (ILL leads 1-0)

1915	ILL	7-75	@Champaign
------	-----	------	------------

ILLINOIS-CHICAGO (S&T leads 2-0)

1969	S&T	14-6	@Chicago
1970	S&T	53-0	Rolla

ILLINOIS STATE (Tied 2-2)

1943	S&T	19-6	@Normal
1950	S&T	7-6*	@Bloomington
1988	ISU	0-20	@Normal
1990	ISU	0-46	@Normal

*Corn Bowl at Bloomington, Ill.

ILLINOIS WESLEYAN (S&T leads 1-0)

1943	S&T	8-0	@Bloomington
------	-----	-----	--------------

IOWA WESLEYAN (S&T leads 2-1)

1991	IWC	17-21	@Mount Pleasant
1992	S&T	27-26	@Mount Pleasant
1993	S&T	32-0	Rolla

JEFFERSON BARRACKS (Tied 0-0-1)

1941	Tie	6-6	Rolla
------	-----	-----	-------

KANSAS CITY (S&T leads 1-0)

1923	S&T	109-0	Rolla
------	-----	-------	-------

KANSAS SCHOOL OF MINES (S&T leads 1-0)

1914	S&T	87-0	Rolla
------	-----	------	-------

KANSAS STATE (KSU leads 1-0)

1910	KSU	3-23	@Manhattan
------	-----	------	------------

KENTUCKY WESLEYAN (S&T leads 8-0)

2000	S&T	35-28	Rolla
2001	S&T	30-10	@Owensboro
2006	S&T	62-6	Rolla
2007	S&T	49-21	@Owensboro
2008	S&T	58-7	Rolla
2009	S&T	34-14	@Owensboro
2010	S&T	38-35 (OT)	Rolla
2011	S&T	52-28	@Owensboro

KIRKSVILLE OSTEOPATHS (S&T leads 8-3-1)

1900	KO	0-5	@Kirksville
1901	KO	0-38	@Kirksville
1909	S&T	27-0	@Kirksville
1914	S&T	150-0	Rolla
1915	S&T	36-6	Rolla
1916	KO	0-21	Rolla
1919	S&T	20-6	Rolla
1923	S&T	34-7	Rolla
1925	S&T	21-0	Rolla
1926	S&T	14-6	Rolla
1927	Tie	13-13	Rolla
1928	S&T	18-0	Rolla

LINCOLN (S&T leads 19-10)

1958	LU	0-46	@Jeff. City
1959	LU	14-30	Rolla
1963	LU	6-24	Rolla
1964	LU	0-73	@Jeff. City
1970	S&T	14-7	Rolla
1971	LU	0-18	@Jeff. City
1972	LU	0-40	Rolla
1973	S&T	26-25	@Jeff. City
1974	S&T	14-13	Rolla
1975	LU	26-28	@Jeff. City
1976	S&T	34-15	Rolla
1977	S&T	14-0	@Jeff. City
1978	S&T	32-13	Rolla
1979	S&T	24-7	@Jeff. City
1980	S&T	18-0	Rolla
1981	S&T	14-12	@Jeff. City
1982	S&T	23-7	Rolla

1983	LU	17-21	@Jeff. City
1984	S&T	27-3	Rolla
1985	S&T	34-3	@Jeff. City
1986	S&T	53-6	Rolla
1987	S&T	49-0	@Jeff. City
1988	S&T	27-0	Rolla
1989	LU	14-21	@Jeff. City
2006	S&T	49-7	@Jeff. City
2007	S&T	48-10	Rolla
2008	S&T	68-0	@Jeff. City
2009	S&T	35-14	Rolla
2010	LU	20-21	@Jeff. City

LINDENWOOD (S&T leads 1-0)

2011	S&T	19-13	Rolla
------	-----	-------	-------

LOMBARD (LC leads 1-0)

1928	LC	6-7	Rolla
------	----	-----	-------

LOYOLA, ILL. (LOY leads 1-0)

1924	LOY	0-6	@Chicago
------	-----	-----	----------

MARION SIMS (Tied 1-1)

1900	MS	6-11	Rolla
1901	S&T	5-0	@St. Louis

MARIONVILLE (S&T leads 1-0)

1917	S&T	65-7	Rolla
------	-----	------	-------

McKENDREE (S&T leads 8-1)

1924	S&T	27-0	Rolla
1925	S&T	40-6	Rolla
1926	S&T	41-13	Rolla
1928	S&T	19-0	Rolla
1929	S&T	73-0	Rolla
1933	S&T	7-6	Rolla
1934	McK	6-20	Rolla
1935	S&T	16-0	Rolla
1936	S&T	27-0	Rolla

McKINLEY HS (S&T leads 1-0)

1907	S&T	24-0	Rolla
------	-----	------	-------

MEMPHIS (Tied 1-1)

1947	UM	0-13	@Memphis
1948	S&T	6-0	Rolla

MICHIGAN TECH (Tied 1-1)

1991	S&T	24-21	Rolla
1994	MTU	6-20	@Houghton

MIDWESTERN STATE (MSU leads 1-0)

2011	MSU	0-41	Rolla
------	-----	------	-------

MILLIKIN (MU leads 1-0-2)

1916	Tie	7-7	Rolla
1920	MU	0-7	Rolla
1921	Tie	6-6	Rolla

MISSOURI (MU leads 10-1-1)

1900	MU	2-12	Rolla
1903	MU	0-40	@Columbia
1905	MU	0-28	@Columbia
1906	MU	0-26	@Columbia
1908	MU	0-16	@Columbia
1909	MU	0-13	@Columbia
1910	Tie	0-0	@Columbia
1911	MU	0-29	@Columbia
1912	MU	0-13	@Columbia
1913	MU	13-44	@Columbia
1914	S&T	9-0	@Columbia
1925	MU	0-32	@Columbia

MISSOURI "B" (S&T leads 2-1)

1931	S&T	26-0	Rolla
1943	S&T	18-0	Rolla
1945	MUB	0-25	Rolla

ALL-TIME VS. OPPONENTS



MISSOURI SOUTHERN (MSSU leads 18-2)

1972	MSSU	7-39	@Joplin
1973	S&T	16-0	Rolla
1975	MSSU	6-26	@Joplin
1977	MSSU	9-43	Rolla
1989	MSSU	21-24	@Joplin
1990	MSSU	7-14	Rolla
1991	MSSU	6-42	@Joplin
1992	MSSU	13-33	Rolla
1993	MSSU	33-47	@Joplin
1994	S&T	21-17	Rolla
1995	MSSU	17-56	@Joplin
1996	MSSU	21-25	Rolla
1997	MSSU	3-35	@Joplin
1998	MSSU	19-33	Rolla
1999	MSSU	0-37	@Joplin
2000	MSSU	7-20	Rolla
2001	MSSU	14-42	@Joplin
2002	MSSU	25-49	Rolla
2003	MSSU	35-49	@Joplin
2004	MSSU	21-51	Rolla

MISSOURI STATE (S&T leads 31-27-3)

1904	S&T	41-0	@Springfield
1905	S&T	28-0	Rolla
1910	S&T	24-0	Rolla
1911	S&T	34-0	Rolla
1912	S&T	64-0	Rolla
1915	S&T	51-20	Rolla
1919	S&T	32-0	Rolla
1920	S&T	33-15	@Springfield
1921	S&T	69-6	Rolla
1924	MSU	10-13	@Springfield
1925	S&T	13-7	Rolla
1926	S&T	21-0	@Springfield
1932	S&T	34-7	@Springfield
1933	S&T	40-6	Rolla
1934	S&T	49-0	Rolla
1935	MSU	2-7	Rolla
1936	Tie	13-13	@Springfield
1937	S&T	35-0	Rolla
1938	MSU	7-19	@Springfield
1939	MSU	6-20	Rolla
1940	MSU	7-27	@Springfield
1941	S&T	3-0	Rolla
1942	S&T	13-0	@Springfield
1945	MSU	13-20	Rolla
1945	MSU	7-19	@Springfield
1946	S&T	12-0	Rolla
1947	MSU	7-14	@Springfield
1948	MSU	0-18	Rolla
1949	S&T	33-7	@Springfield
1950	S&T	35-34	Rolla
1951	MSU	7-13	@Springfield
1952	S&T	25-20	Rolla
1953	MSU	6-19	@Springfield
1954	S&T	18-12	Rolla
1955	S&T	13-7	@Springfield
1956	MSU	7-9	Rolla
1957	S&T	3-0	@Springfield
1958	S&T	36-19	@Springfield
1959	S&T	32-8	Rolla
1960	MSU	7-20	@Springfield
1961	S&T	13-6	Rolla
1962	MSU	3-28	@Springfield
1963	MSU	0-42	Rolla
1964	MSU	13-49	@Springfield
1965	MSU	0-14	Rolla
1966	MSU	10-39	@Springfield
1967	MSU	9-21	Rolla
1968	MSU	9-14	@Springfield
1969	S&T	45-12	Rolla
1970	Tie	14-14	Rolla
1971	Tie	20-20	@Springfield
1972	MSU	0-3	Rolla
1973	MSU	32-49	@Springfield
1974	S&T	35-31	Rolla
1975	S&T	20-7	@Springfield
1976	MSU	9-10	Rolla
1977	MSU	17-26	@Springfield
1978	MSU	13-37	Rolla

1979	MSU	3-27	@Springfield
1980	S&T	27-16	Rolla
2007	MSU	17-62	@Springfield

MISSOURI VALLEY (S&T leads 15-11-1)

1930	S&T	38-7	Rolla
1966	S&T	29-7	Rolla
1967	S&T	34-13	@Marshall
1968	S&T	20-7	@Marshall
1969	S&T	33-14	Rolla
1970	S&T	21-7	@Marshall
1971	MVC	21-27	Rolla
1974	MVC	14-28	@Marshall
1975	MVC	14-28	Rolla
1976	MVC	30-42	@Marshall
1977	S&T	33-13	Rolla
1978	MVC	6-14	@Marshall
1979	Tie	8-8	Rolla
1980	S&T	23-16	@Marshall
1981	MVC	10-31	Rolla
1982	S&T	10-6	@Marshall
1983	S&T	17-7	Rolla
1984	S&T	24-10	@Marshall
1985	S&T	35-6	Rolla
1986	S&T	42-13	@Marshall
1987	MVC	10-13	Rolla
1995	MVC	0-3	@Marshall
1996	S&T	20-7	Rolla
1997	MVC	10-14	@Marshall
1998	MVC	14-19	Rolla
1999	MVC	20-28	Rolla
2000	S&T	22-20	@Marshall

MISSOURI WESLEYAN (MWC leads 3-0)

1921	MWC	7-13	Rolla
1922	MWC	3-14	@Cameron
1924	MWC	6-10	Rolla

MISSOURI WESTERN (MWSU leads 18-7-1)

1974	S&T	15-7	@St. Joseph
1975	Tie	14-14	Rolla
1976	S&T	7-6	@St. Joseph
1977	MWSU	14-21	Rolla
1983	MWSU	28-35	@St. Joseph
1984	S&T	17-11	Rolla
1985	MWSU	15-24	@St. Joseph
1986	S&T	38-22	Rolla
1987	S&T	19-7	@St. Joseph
1988	MWSU	6-24	Rolla
1989	MWSU	14-27	@St. Joseph
1990	MWSU	21-24	Rolla
1991	MWSU	14-26	Rolla
1992	MWSU	21-28	@St. Joseph
1993	MWSU	24-42	Rolla
1994	MWSU	10-30	@St. Joseph
1995	S&T	25-21	Rolla
1996	MWSU	7-27	@St. Joseph
1997	S&T	17-0	Rolla
1998	MWSU	0-39	@St. Joseph
1999	MWSU	10-56	Rolla
2000	MWSU	0-63	@St. Joseph
2001	MWSU	14-34	@St. Joseph
2002	MWSU	9-29	Rolla
2003	MWSU	20-32	Rolla
2004	MWSU	14-49	@St. Joseph

MOREHEAD STATE (Tied 1-1)

2005	MSU	55-56	Rolla
2006	S&T	49-37	@Morehead

MURRAY STATE (MSU leads 3-0)

1950	MSU	0-21	Rolla
1951	MSU	7-31	@Murray
1992	MSU	0-36	@Murray

NORTHEASTERN OKLA. A&M (S&T leads 1-0)

1923	S&T	53-6	Rolla
------	-----	------	-------

NORTHEASTERN STATE (Tied 2-2)

1929	S&T	27-0	@Tahlequah
------	-----	------	------------

1932	S&T	32-0	Rolla
1957	NSU	13-33	@Tahlequah
1958	NSU	3-20	Rolla

NORTHWEST MO. STATE (NW leads 38-33-1)

1929	S&T	33-6	Rolla
1931	NW	0-6	@Maryville
1932	S&T	14-7	Rolla
1933	S&T	33-6	Rolla
1934	S&T	33-14	Rolla
1935	NW	2-7	Rolla
1936	Tie	0-0	@Maryville
1937	S&T	7-0	Rolla
1938	NW	0-21	@Maryville
1939	NW	0-17	Rolla
1940	S&T	25-0	@Maryville
1941	NW	7-20	Rolla
1942	NW	13-22	@Maryville
1946	S&T	25-0	@Maryville
1947	S&T	12-6	@Maryville
1948	S&T	24-6	Rolla
1949	S&T	41-13	@Maryville
1950	S&T	14-0	Rolla
1951	S&T	30-14	@Maryville
1952	S&T	21-6	Rolla
1953	NW	7-12	@Maryville
1954	S&T	19-13	Rolla
1955	NW	6-11	@Maryville
1956	S&T	27-7	Rolla
1957	S&T	37-19	@Maryville
1958	S&T	20-7	Rolla
1959	NW	6-7	@Maryville
1960	NW	22-53	Rolla
1961	S&T	20-13	@Maryville
1962	S&T	26-12	Rolla
1963	NW	14-22	@Maryville
1964	NW	19-41	Rolla
1965	NW	12-40	@Maryville
1966	NW	13-36	Rolla
1967	NW	19-36	@Maryville
1968	S&T	7-6	Rolla
1969	S&T	20-8	@Maryville
1970	S&T	54-21	@Maryville
1971	S&T	21-19	Rolla
1972	NW	21-46	@Maryville
1973	NW	21-31	Rolla
1974	NW	7-41	@Maryville
1975	NW	7-28	Rolla
1976	NW	14-28	@Maryville
1977	S&T	27-6	Rolla
1978	S&T	32-22	@Maryville
1979	NW	3-26	Rolla
1980	S&T	41-3	@Maryville
1981	S&T	24-3	Rolla
1982	S&T	24-21	@Maryville
1983	S&T	35-21	Rolla
1984	NW	9-14	@Maryville
1985	S&T	44-6	Rolla
1986	S&T	13-3	@Maryville
1987	S&T	31-14	Rolla
1988	NW	7-17	@Maryville
1989	NW	3-7	@Maryville
1990	NW	13-21	Rolla
1991	NW	20-21	Rolla
1992	NW	14-29	@Maryville
1993	NW	20-27	Rolla
1994	S&T	20-15	@Maryville
1995	NW	14-48	Rolla
1996	NW	21-56	@Maryville
1997	NW	3-38	Rolla
1998	NW	6-49	@Maryville
1999	NW	3-34	Rolla
2000	NW	7-70	@Maryville
2001	NW	0-49	Rolla
2002	NW	9-34	@Maryville
2003	NW	22-60	Rolla
2004	NW	3-65	@Maryville

ALL-TIME VS. OPPONENTS



NORTHWESTERN OKLA. ST. (NW leads 2-1)

2009	S&T	31-28	Rolla
2010	NWOSU	14-43	Rolla
2011	NWOSU	17-22	@Alva

OKLAHOMA (OU leads 1-0)

1903	OU	6-12	@Norman
------	----	------	---------

OKLAHOMA CITY (OCU leads 3-0)

1935	OCU	6-27	@Okla. City
1937	OCU	7-19	@Okla. City
1946	OCU	6-74	@Okla. City

OKLA. PANHANDLE ST. (S&T leads 1-0)

2011	S&T	34-23	@Goodwell
------	-----	-------	-----------

OKLAHOMA STATE (Tied 2-2)

1912	S&T	13-7	Rolla
1913	S&T	14-0	@Muskogee

OTTAWA (S&T leads 1-0)

1924	OSU	0-23	@Stillwater
1931	OSU	0-6	@Stillwater
1933	S&T	13-0	Rolla

PERU STATE (S&T leads 1-0)

2005	S&T	34-0	Rolla
------	-----	------	-------

PIERCE CITY BAPTIST (S&T leads 2-0)

1901	S&T	6-5	Rolla
1902	S&T	5-0	@Pierce City

PITTSBURG STATE (PSU leads 40-15-4)

1914	S&T	104-0	Rolla
1915	S&T	41-0	Rolla
1931	S&T	19-7	@Pittsburg
1932	PSU	0-13	Rolla
1934	PSU	6-18	@Pittsburg
1943	PSU	14-34	Rolla
1946	Tie	0-0	Rolla
1949	PSU	7-27	@Pittsburg
1950	S&T	26-7	@Pittsburg
1951	PSU	0-20	Rolla
1952	PSU	0-20	@Pittsburg
1953	PSU	6-25	Rolla
1954	PSU	14-35	@Pittsburg
1955	PSU	14-33	Rolla
1956	PSU	0-13	@Pittsburg
1957	PSU	6-14	Rolla
1958	S&T	22-21	@Pittsburg
1959	S&T	20-7	Rolla
1960	PSU	6-52	@Pittsburg
1961	PSU	0-20	Rolla
1962	PSU	6-28	@Pittsburg
1963	PSU	6-35	Rolla
1964	PSU	9-24	@Pittsburg
1965	S&T	19-7	Rolla
1966	PSU	23-35	@Pittsburg
1967	PSU	7-14	Rolla
1971	PSU	0-20	@Pittsburg
1972	PSU	7-21	Rolla
1974	S&T	14-12	Rolla
1975	Tie	20-20	@Pittsburg
1976	Tie	7-7	Rolla
1977	S&T	16-14	@Pittsburg
1978	S&T	38-21	Rolla
1979	S&T	24-10	@Pittsburg
1980	S&T	14-10	Rolla
1981	PSU	12-28	@Pittsburg
1982	S&T	21-9	Rolla
1983	S&T	17-14	@Pittsburg
1984	S&T	62-14	Rolla
1985	PSU	13-14	@Pittsburg
1986	PSU	14-37	Rolla
1987	PSU	7-31	@Pittsburg
1988	PSU	0-31	Rolla
1989	PSU	14-42	Rolla
1990	PSU	7-52	@Pittsburg
1991	Tie	6-6	@Pittsburg
1992	PSU	3-45	Rolla

1993	PSU	3-28	@Pittsburg
1994	PSU	0-34	Rolla
1995	PSU	10-60	@Pittsburg
1996	PSU	0-45	Rolla
1997	PSU	7-42	@Pittsburg
1998	PSU	3-41	Rolla
1999	PSU	0-62	@Pittsburg
2000	PSU	10-52	Rolla
2001	PSU	3-31	Rolla
2002	PSU	14-48	@Pittsburg
2003	PSU	6-59	@Pittsburg
2004	PSU	27-91	Rolla

QUINCY (S&T leads 3-2)

1996	S&T	41-0	Rolla
1997	S&T	40-0	@Quincy
1998	QU	17-23	Rolla
1999	QU	16-23	@Quincy
2001	S&T	45-12	Rolla

RHODES (Tied 1-1)

1955	RHO	21-46	@Memphis
1956	S&T	33-7	Rolla

ROSE-HULMAN (Tied 2-2)

1917	RHI	0-20	@T.H.
1918	S&T	13-6	Rolla
1921	RHI	3-7	Rolla
1924	S&T	23-3	Rolla

SAINT FRANCIS, IND. (Tied 1-1)

2009	S&T	39-37	Rolla
2010	USF	14-41	@Ft. Wayne

SAINT JOSEPH'S (SJC leads 4-3)

2005	SJC	23-28	@Rensselaer
2006	SJC	24-38	Rolla
2007	SJC	17-35	@Rensselaer
2008	S&T	38-29	Rolla
2009	SJC	41-44 (OT)	Rolla
2010	S&T	28-21	@Rensselaer
2011	S&T	45-24	Rolla

SAINT LOUIS (SLU leads 27-5-2)

1900	S&T	22-11	@St. Louis
1906	SLU	0-71	@St. Louis
1907	SLU	0-12	@St. Louis
1908	SLU	0-17	@St. Louis
1909	S&T	3-0	@St. Louis
1910	SLU	0-3	@St. Louis
1911	SLU	6-24	@St. Louis
1912	SLU	0-13	@St. Louis
1913	S&T	62-0	@St. Louis
1914	S&T	63-0	@St. Louis
1919	SLU	0-21	@St. Louis
1920	SLU	0-27	@St. Louis
1922	SLU	7-14	@St. Louis
1924	SLU	14-26	@St. Louis
1925	S&T	14-7	@St. Louis
1926	SLU	7-9	@St. Louis
1927	SLU	0-17	@St. Louis
1928	SLU	7-12	@St. Louis
1930	Tie	33-33	@St. Louis
1931	SLU	0-7	@St. Louis
1933	SLU	0-26	@St. Louis
1934	SLU	0-25	@St. Louis
1935	SLU	0-38	@St. Louis
1936	SLU	18-31	@St. Louis
1937	SLU	6-32	@St. Louis
1938	SLU	0-12	@St. Louis
1939	SLU	0-13	@St. Louis
1940	Tie	0-0	@St. Louis
1941	SLU	7-13	@St. Louis
1942	SLU	7-14	@St. Louis
1945	SLU	0-32	@St. Louis
1946	SLU	0-24	@St. Louis
1947	SLU	0-61	@St. Louis
1948	SLU	7-19	@St. Louis

ST. MARY OF THE PLAINS (S&T leads 2-0)

1962	S&T	13-0	@Dodge City
1965	S&T	41-0	Rolla

ST. VIATOR (Tied 0-0-1)

1932	Tie	0-0	Rolla
------	-----	-----	-------

SHURTLEFF (S&T leads 5-0-2)

1901	S&T	57-0	Rolla
1904	S&T	23-0	Rolla
1905	Tie	0-0	Rolla
1925	Tie	6-6	Rolla
1927	S&T	7-0	Rolla
1948	S&T	22-13	Rolla
1949	S&T	56-0	Rolla

SMITH ACADEMY (S&T leads 2-0)

1901	S&T	10-0	Rolla
1907	S&T	12-0	Rolla

SOUTH ALABAMA (USA leads 1-0)

2010	USA	6-45	@Mobile
------	-----	------	---------

SOUTH DAKOTA (USD leads 3-0)

1902	USD	0-23	@Vermillion
2008	USD	3-34	@Vermillion
2011	USD	14-48	@Vermillion

SOUTH DAKOTA MINES (S&T leads 1-0)

2011	S&T	60-6	Rolla
------	-----	------	-------

SOUTH DAKOTA STATE (SDSU leads 2-0)

1972	SDSU	0-49	@Brookings
2005	SDSU	28-64	@Brookings

SOUTHEAST MO. ST. (SEMO leads 36-22-3)

1906	SEMO	6-16	@Cape Gir.
1907	S&T	37-5	Rolla
1912	S&T	46-0	Rolla
1913	S&T	51-0	Rolla
1920	S&T	28-0	Rolla
1921	S&T	24-0	@Cape Gir.
1935	SEMO	0-19	@Cape Gir.
1936	SEMO	16-19	Rolla
1937	SEMO	6-16	@Cape Gir.
1938	S&T	35-0	Rolla
1939	S&T	12-6	@Cape Gir.
1940	Tie	7-7	Rolla
1941	S&T	20-0	@Cape Gir.
1942	SEMO	6-7	Rolla
1943	S&T	25-0	@Cape Gir.
1946	SEMO	6-27	@Cape Gir.
1947	S&T	47-19	Rolla
1948	Tie	7-7	@Cape Gir.
1949	S&T	30-6	Rolla
1950	SEMO	6-7	@Cape Gir.
1951	S&T	19-6	Rolla
1952	SEMO	0-10	@Cape Gir.
1953	S&T	6-0	Rolla
1954	SEMO	7-33	@Cape Gir.
1955	SEMO	6-9	Rolla
1956	S&T	10-0	@Cape Gir.
1957	SEMO	0-32	Rolla
1958	SEMO	7-19	@Cape Gir.
1959	SEMO	7-30	Rolla
1960	SEMO	0-42	@Cape Gir.
1961	SEMO	7-27	Rolla
1962	SEMO	12-23	@Cape Gir.
1963	S&T	19-14	Rolla
1964	SEMO	7-49	@Cape Gir.
1965	SEMO	16-21	Rolla
1966	SEMO	13-49	@Cape Gir.
1967	SEMO	0-34	Rolla
1968	SEMO	13-31	@Cape Gir.
1969	SEMO	24-32	Rolla
1970	SEMO	21-35	Rolla
1971	SEMO	2-42	@Cape Gir.
1972	SEMO	0-31	Rolla
1973	SEMO	8-33	@Cape Gir.
1974	SEMO	21-29	Rolla

ALL-TIME VS. OPPONENTS



SOUTHEAST MISSOURI STATE (cont.)

1975	SEMO	0-17	@Cape Gir.
1976	SEMO	12-20	Rolla
1977	Tie	14-14	@Cape Gir.
1978	S&T	13-6	Rolla
1979	S&T	9-7	@Cape Gir.
1980	S&T	34-23	Rolla
1981	SEMO	14-17	@Cape Gir.
1982	S&T	12-0	Rolla
1983	S&T	24-14	@Cape Gir.
1984	S&T	16-0	Rolla
1985	S&T	20-3	@Cape Gir.
1986	SEMO	12-30	Rolla
1987	SEMO	0-16	@Cape Gir.
1988	SEMO	6-38	@St. Louis
1989	SEMO	7-27	Rolla
1990	SEMO	17-28	@Cape Gir.
2006	SEMO	23-44	@Cape Gir.

SOUTHERN ILLINOIS (SIU leads 3-2)

1937	S&T	27-0	Rolla
1953	S&T	28-7	@Carbondale
1954	SIU	7-27	Rolla
1960	SIU	14-34	@Carbondale
1961	SIU	0-44	Rolla

SOUTHERN METHODIST (SMU leads 1-0)

1923	SMU	0-35	@Dallas
------	-----	------	---------

SOUTHERN NAZARENE (Tied 1-1)

2006	S&T	17-14	Rolla
2007	SNU	21-35	@Bethany

SOUTHWEST BAPTIST (SBU leads 15-6-1)

1986	SBU	10-13	Rolla
1987	S&T	35-10	@Bolivar
1988	S&T	31-20	Rolla
1989	SBU	14-24	Rolla
1990	SBU	7-45	@Bolivar
1991	SBU	21-26	Rolla
1992	SBU	7-17	@Bolivar
1993	S&T	44-8	Rolla
1994	Tie	26-26	@Bolivar
1995	SBU	7-12	Rolla
1996	S&T	14-7	@Bolivar
1997	S&T	19-0	Rolla
1998	SBU	7-21	@Bolivar
1999	SBU	7-14	Rolla
2000	SBU	32-35 (OT)	@Bolivar
2001	SBU	3-17	Rolla
2002	SBU	7-17	@Bolivar
2003	SBU	27-43	Rolla
2004	SBU	14-52	@Bolivar
2005	SBU	38-40	Rolla
2008	S&T	63-23	Rolla
2009	SBU	13-54	@Bolivar

SOUTHWESTERN OKLAHOMA STATE (Tied 1-1)

2005	S&T	20-9	Rolla
2006	SW	29-31	@Weatherford

TENNESSEE-MARTIN (UTM leads 5-0)

1960	UTM	12-20	Rolla
1961	UTM	22-50	@Martin
1962	UTM	18-26	Rolla
1963	UTM	7-32	@Martin
1964	UTM	6-26	Rolla

TENNESSEE MEDICAL COLLEGE (TMC leads 1-0)

1922	TMC	6-54	@Knoxville
------	-----	------	------------

TEXAS A&M (TAMU leads 2-0)

1915	TAMU	3-33	@College Sta.
1916	TAMU	0-77	@College Sta.

TIFFIN (TU leads 2-0)

2006	TU	32-58	@Tiffin
2007	TU	30-73	@Tiffin

TRUMAN STATE (TSU leads 49-22-4)

1909	S&T	21-0	@Kirksville
1929	S&T	13-12	@Kirksville
1930	S&T	19-7	Rolla
1932	TSU	7-12	@Kirksville
1933	TSU	0-18	Rolla
1934	TSU	0-19	Rolla
1935	TSU	6-13	Rolla
1936	TSU	12-13	@Kirksville
1937	Tie	6-6	Rolla
1938	S&T	6-2	@Kirksville
1939	S&T	13-6	Rolla
1940	S&T	7-0	@Kirksville
1941	S&T	20-0	Rolla
1945	TSU	0-6	Rolla
1946	Tie	13-13	Rolla
1947	S&T	25-6	@Kirksville
1948	Tie	14-14	Rolla
1949	S&T	20-6	@Kirksville
1950	S&T	47-7	Rolla
1951	TSU	7-21	@Kirksville
1952	TSU	19-52	Rolla
1953	TSU	20-28	@Kirksville
1954	TSU	6-32	Rolla
1955	S&T	19-14	@Kirksville
1956	S&T	33-6	Rolla
1957	TSU	0-12	@Kirksville
1958	S&T	27-20	Rolla
1959	TSU	7-20	@Kirksville
1960	TSU	14-54	Rolla
1961	TSU	7-20	@Kirksville
1962	TSU	0-40	Rolla
1963	TSU	0-41	@Kirksville
1964	TSU	12-35	Rolla
1965	TSU	0-14	@Kirksville
1966	S&T	16-0	Rolla
1967	TSU	7-13	Rolla
1968	S&T	19-13	Rolla
1969	TSU	14-21	@Kirksville
1970	TSU	19-35	@Kirksville
1971	TSU	13-44	Rolla
1972	S&T	28-21	@Kirksville
1973	Tie	7-7	Rolla
1974	S&T	20-7	@Kirksville
1975	TSU	6-26	Rolla
1976	TSU	0-24	@Kirksville
1977	S&T	21-19	Rolla
1978	TSU	7-8	@Kirksville
1979	TSU	2-3	Rolla
1980	S&T	20-14	@Kirksville
1981	S&T	17-16	Rolla
1982	TSU	7-28	@Kirksville
1983	S&T	14-9	Rolla
1984	TSU	20-31	@Kirksville
1985	TSU	20-21	Rolla
1986	TSU	21-31	@Kirksville
1987	TSU	6-11	Rolla
1988	TSU	12-13	@Kirksville
1989	TSU	17-19	Rolla
1990	TSU	17-24	@Kirksville
1991	TSU	16-17	@Kirksville
1992	TSU	14-36	Rolla
1993	TSU	13-21	@Kirksville
1994	TSU	7-38	Rolla
1995	TSU	3-63	@Kirksville
1996	TSU	14-30	Rolla
1997	TSU	7-56	@Kirksville
1998	TSU	7-25	Rolla
1999	TSU	0-15	@Kirksville
2000	TSU	0-49	Rolla
2001	TSU	0-61	@Kirksville
2002	TSU	28-57	Rolla
2003	TSU	28-35	@Kirksville
2004	TSU	33-47	Rolla
2007	TSU	31-38	Rolla
2008	S&T	39-38 (OT)	@Kirksville

TULSA (TU leads 4-0)

1916	TU	0-117	@Tulsa
1920	TU	0-45	@Tulsa
1930	TU	0-18	@Tulsa
1932	TU	0-26	@Tulsa

UPPER IOWA (S&T leads 2-0)

2004	S&T	42-7	Rolla
2005	S&T	26-18	@Fayette

URBANA (UU leads 2-0)

2010	UU	25-42	Rolla
2011	UU	7-42	@Urbana

VANDERBILT (VU leads 1-0)

1904	VU	4-29	@Nashville
------	----	------	------------

VERONA ATHLETIC CLUB (S&T leads 1-0)

1913	S&T	74-6	Rolla
------	-----	------	-------

WASHBURN (WU leads 11-5)

1989	S&T	20-7	@Topeka
1990	WU	7-13	Rolla
1991	S&T	28-13	@Topeka
1992	S&T	26-21	Rolla
1993	S&T	38-14	@Topeka
1994	S&T	19-0	Rolla
1995	WU	10-21	@Topeka
1996	WU	0-45	Rolla
1997	WU	13-27	@Topeka
1998	WU	7-24	Rolla
1999	WU	18-53	@Topeka
2000	WU	14-34	Rolla
2001	WU	14-42	@Topeka
2002	WU	0-49	Rolla
2003	WU	24-49	@Topeka
2004	WU	17-42	Rolla

WASHINGTON UNIV. (WU leads 40-11-1)

1895	WU	8-16	@St. Louis
1898	WU	0-32	@St. Louis
1900	S&T	11-5	@St. Louis
1901	WU	6-16	@St. Louis
1903	Tie	0-0	@St. Louis
1905	WU	6-23	@St. Louis
1907	S&T	11-8	@St. Louis
1912	WU	6-13	@St. Louis
1913	S&T	19-3	@St. Louis
1914	S&T	19-0	@St. Louis
1916	WU	6-7	@St. Louis
1917	WU	2-21	@St. Louis
1918	WU	0-26	@St. Louis
1919	WU	0-29	@St. Louis
1920	WU	0-21	@St. Louis
1921	WU	0-10	@St. Louis
1922	WU	6-14	@St. Louis
1923	WU	0-7	@St. Louis
1924	WU	0-13	@St. Louis
1925	WU	0-7	@St. Louis
1926	WU	2-25	@St. Louis
1927	WU	0-13	@St. Louis
1928	WU	0-9	@St. Louis
1939	WU	0-12	@St. Louis
1940	WU	0-12	@St. Louis
1941	WU	7-28	@St. Louis
1942	WU	6-19	@St. Louis
1948	WU	7-19	@St. Louis
1949	WU	13-28	@St. Louis
1950	S&T	34-19	@St. Louis
1951	WU	8-21	@St. Louis
1952	WU	6-27	@St. Louis
1953	WU	7-26	@St. Louis
1954	WU	14-58	@St. Louis
1955	S&T	20-13	@St. Louis
1956	WU	13-14	@St. Louis
1957	WU	7-14	@St. Louis
1958	WU	13-19	@St. Louis
1959	S&T	27-15	@St. Louis
1960	WU	12-34	@St. Louis
1961	S&T	19-0	@St. Louis

ALL-TIME VS. OPPONENTS



WASHINGTON UNIVERSITY (cont.)

1962	WU	20-33	@St. Louis
1963	WU	7-15	@St. Louis
1964	WU	7-27	@St. Louis
1965	WU	6-19	@St. Louis
1968	WU	18-20	@St. Louis
1969	S&T	40-0	@St. Louis
1970	S&T	20-14	Rolla
1976	WU	20-21	@St. Louis
1977	S&T	49-10	Rolla

WAYNE STATE, NEB. (S&T leads 2-1-1)

1973	Tie	14-14	@Wayne
1976	S&T	17-0	Rolla
2004	S&T	22-21	Rolla
2005	WSC	9-14	@Wayne

WEST END ATHLETIC CLUB (S&T leads 1-0)

1902	S&T	6-0	Rolla
------	-----	-----	-------

WESTMINSTER (S&T leads 5-2)

1917	S&T	26-18	Rolla
1919	S&T	54-0	@Fulton
1922	S&T	10-0	Rolla
1927	WC	7-14	Rolla
1928	S&T	13-7	@Fulton
1929	WC	0-12	Rolla
1930	S&T	13-0	@Fulton

WICHITA STATE (WSU leads 1-0)

1982	WSU	14-51	@Wichita
------	-----	-------	----------

WILLIAM JEWELL (Tied 2-2-1)

1911	Tie	2-2	Rolla
1952	WJC	19-47	@Liberty
1966	S&T	16-13	@Liberty
1967	WJC	14-28	Rolla
2011	S&T	28-26	Rolla

WILLIAM PENN (S&T leads 4-0)

1978	S&T	20-0	Rolla
1979	S&T	43-0	@Oskaloosa
1980	S&T	27-0	Rolla
1981	S&T	31-13	@Oskaloosa

WISCONSIN-MILWAUKEE (Tied 2-2)

1968	S&T	10-6	@Milwaukee
1971	S&T	7-6	@Milwaukee
1972	UWM	7-20	Rolla
1973	UWM	7-45	@Milwaukee

WISCONSIN-LACROSSE (UWL leads 2-0)

2009	UWL	0-48	@LaCrosse
2010	S&T	31-24	Rolla

WISCONSIN-STOUT (S&T leads 2-0)

2007	S&T	28-10	Rolla
2008	S&T	31-24	@Menon.

WISCONSIN-STEVENS POINT (WSP leads 1-0)

2009	UWSP	17-21	Rolla
2010	UWSP	10-29	@Stevens Pt.

ALL-TIME ALL-CONFERENCE SELECTIONS

AS A MEMBER OF MIAA

1935

No selections

1936

Frank Appleyard, T (1st)
Melvin Nickel, B (HM)
Richard Prough, T (HM)
Otis Taylor, B (HM)

1937

Richard Prough, T (1st)
Irvan Curtis, G (2nd)
Walter Koziatock, QB (2nd)
Otis Taylor, B (2nd)

1938

Harley Ladd, B (1st)
Joe Spafford, C (1st)
Jim Wilson, E (1st)
Bob Nevins, E (2nd)

1939

Harley Ladd, B (1st)
Joe Spafford, C (1st)
Franklin Rogers, G (2nd)
Nelson Koerner, G (HM)
Art Schumacher, QB (HM)

1940

Dick Cunningham, B (1st)
Paul Fullop, B (2nd)
Meredith Kiburz, C (2nd)
Ed Kromka, T (2nd)
Franklin Rogers, G (2nd)
Nelson Koerner, G (HM)
Bob Nevins, E (HM)
Art Schumacher, QB (HM)

1941

Ed Kromka, T (1st)
Paul Fullop, B (1st)

1942

Gilbert Carafiol, B (1st)
Meredith Kiburz, C (1st)

1943-45

No selections (World War II)

1946

Gale Fulgham, G (1st)
Paul Fullop, B (1st)
Gilbert Carafiol, B (2nd)
Tony Leone, T (2nd)
Neal Wood, T (2nd)
John Hazlett, E (HM)
Jim McGrath, B (HM)
Robert Reichelt, QB (HM)

1947

Jim McGrath, B (1st)
Ralph Stallman, C (1st)
Neal Wood, T (1st)
1948
Jim McGrath, B (1st)
Luther Steele, T (1st)

1949

Bill Coolbaugh, C (1st)
Fred Eckert, E (1st)
Art Schmidt, B (1st)
Roy Shourd, T (1st)
Dick Whitney, B (1st)

1950

Leland Beverage, T (1st)
Gene Huffman, B (1st)
Ed Kwadas, B (1st)
Dick Roemeran, G (1st)
Dave Anderson, G (2nd)
Don Dowling, B (2nd)
Bob Weinel, T (2nd)

1951

Leland Beverage, T (1st)
Gene Huffman, B (1st)

Jim Tietjens, E (1st)

Howard Bullman, QB (2nd)
Roger Schoeppel, E (2nd)

1952

Parker Bennett, G (1st)
Bill Roemeran, B (1st)
Walter Smith, E (1st)

1953

Parker Bennett, G (1st)
Richard Hampel, B (1st)
Bill Roemeran, B (1st)

1954

John McCarthy, G (1st)
Keith Smith, B (1st)

1955

Val Gene Gribble, B (1st)
James Murphy, E (1st)

1956

Roger Feaster, B (1st)
Bob Helm, B (1st)
Tom Herrick, G (1st)
Don Roth, E (1st)
James Wright, T (1st)

1957

Don Agers, T (1st)
Perry Allison, B (1st)
Bill Engelhardt, G (1st)
Ray Parker, Jr., B (1st)
Bill Varga, C (1st)

1958

Tom Cooper, B (1st)
Bobby Ingram, G (1st)
Ray Parker, Jr., B (1st)
Bill Wheeler, B (1st)

1959

Tom Cooper, B (1st)

Charles McCaw, T (1st)

Louis Meisenheimer, T (1st)

1960

No selections

1961

Pat O'Mealy, B (1st)
Paul Wiegard, B (1st)

1962

Terry Wargo, E (1st)
Jay Alford, QB (2nd)

1963

Gary Couse, B (2nd)
Robert Keiser, G (2nd)
Charles Riggs, G (2nd)
Kenneth Smith, T (2nd)

1964

George Gasparovic, B (2nd)

1965

Michael Dressin, G (HM)
Rich Erxleben, B (HM)
Mike Fridley, C (HM)
James Key, T (HM)
Tom Owens, T (HM)
Robert Yates, LB (HM)

1966

Mike Fridley, C (HM)
Eddie Lane, DB (HM)
Ron Lewis, QB (HM)

1967

Larry Oliver, WR (1st)
Robert Nicodemus, RB (HM)
Tom Owens, OL (HM)

ALL-TIME ALL-CONFERENCE SELECTIONS



1968
Ed Hanstein, LB (1st)
Eddie Lane, DB (1st)
Larry Oliver, WR (1st)
Kent Florence, C (HM)
Robert Nicodemus, RB (HM)
Leonard Stout, DL (HM)

1969
Ed Hanstein, LB (1st)
Eddie Lane, DB (1st)
Larry Oliver, WR (1st)
Leonard Stout, DL (1st)
Fred White, DB (1st)
Frank Winfield, OL (1st)
Les Clark, RB (HM)

1970
Bob Berry, RB (1st)
Ed Hanstein, LB (1st)
Steve Kutska, OL (1st)
Darrell McAllister, DT (1st)
Bob Somerville, WR (1st)
Fred White, DB (1st)
Bruce Williams, OL (1st)
Steve Kubiak, RB (2nd)
Michael Moore, DL (2nd)
Dennis Smith, C (2nd)
Dave Williams, DL (2nd)
Steve Arant, DL (HM)
Mike Hearst, DB (HM)
Gary McAlpin, OL (HM)

1971
Steve Kutska, OL (1st)
Dennis Smith, C (1st)
Bob Somerville, WR (1st)
Bruce Stone, DB (1st)
Martin Weekley, WR (2nd)
Bruce Williams, OL (2nd)
Les Clark, RB (HM)
Dennis Doering, DL (HM)
Pat Godwin, QB (HM)
Mike Hearst, DB (HM)
Gary McAlpin, OL (HM)
Steve McVeigh, TE (HM)

1972
Gary McAlpin, OL (1st)
Bruce Stone, DB (1st)
Dennis Doering, DL (2nd)
Carl Pelech, OL (2nd)
Jim White, DB (2nd)
Kim Colter, LB (HM)
Kenton Hupp, RB (HM)
Steve Suellentrop, DL (HM)
Frank Walsh, DL (HM)

1973
Merle Dillow, TE (1st)
Steve Suellentrop, DL (1st)
Jim White, DB (1st)
Stu Dunlop, WR (2nd)
Don Angell, LB, (HM)
Greg Haug, QB (HM)
Mike Joshua, RB (HM)

Mike Keeler, RB (HM)
Cliff Meisenheimer, OL (HM)

1974
Don Angell, LB (1st)
Merle Dillow, TE (1st)
Stu Dunlop, WR (1st)
Greg Haug, QB (1st)
Mike Keeler, RB (1st)
Mike Joshua, RB (2nd)
Terry Logan, LB (2nd)
Tom Meyer, DB (2nd)
Jack Gevecker, WR (HM)
Herb Herman, DB (HM)
Cliff Meisenheimer, OL (HM)
Rick Petri, DL (HM)

1975
Stu Dunlop, WR (2nd)
Brad Harriman, OL (2nd)
Greg Haug, QB (2nd)
Herb Herman, DB (2nd)
Rick Petri, DL (2nd)
Gary Misak, DL (HM)
Brad Scott, OL (HM)
Steve Townsell, RB (HM)
Kevin Wolf, LB (HM)

1976
Herb Herman, DB (1st)
Mark Mastroianni, DB (1st)
Terry Ryan, RB (1st)
Kevin Wolf, LB (1st)
Andy Cox, TE (2nd)
Bo Decker, DL (2nd)
Gary Roebke, OL (2nd)
Mark Franklin, RB (HM)
Brad Harriman, OL (HM)
Dennis Jones, DB (HM)
Kent Lewis, DL (HM)

1977
Andy Cox, TE (1st)
Greg Elzie, DE (1st)
Terry Ryan, RB (1st)
Kenny Vaughn, QB (1st)
Kevin Wolf, LB (1st)
Steve Curran, OL (2nd)
Dave Hall, WR (2nd)
Craig Heath, DB (2nd)
Joe Kinsella, DL (HM)

1978
Steve Curran, OL (1st)
Greg Elzie, DE (1st)
Bill Grantham, DB (1st)
Dave Hall, WR (1st)
Craig Heath, DB (1st)
Terry Ryan, RB (1st)
Joe Kinsella, DL (2nd)
Dan Vance, LB (2nd)
Andy Cox, TE (HM)
Jim Decker, DL (HM)
Brian Tepper, OL (HM)
Jeff Wozek, DL (HM)

1979
Bill Grantham, DB (1st)
Craig Heath, DB (1st)
Morris Hervey, LB (1st)
Brian Tepper, OL (1st)
Kevin Wolf, LB (1st)
Jeff Wozek, DL (1st)
Jim Decker, DL (2nd)
Jim Lee, RB (2nd)
Brian Paris, RB (2nd)
Walter Johnson, TE (HM)

1980
Steve Bridgeman, DT (1st)
Bill Grantham, DB (1st)
Morris Hervey, LB (1st)
Jim Lee, RB (1st)
Bob Sonntag, OL (1st)
Matt Stone, DL (1st)
Paul Suellentrop, DL (1st)
Hal Tharp, DB (1st)
David Fischer, RB (2nd)
Todd Fizer, LB (2nd)
Kevin Griesemer, DL (2nd)
Craig Heath, DB (2nd)
Paul Janke, OL (2nd)
Kelly Rudolph, DL (2nd)
1980 (cont.)
Paul Demzik, LB (HM)
Dennis Pirkle, QB (HM)

1981
Paul Suellentrop, DL (1st)
Randy Hauser, DB (2nd)
Brian Paris, RB (2nd)
Bob Pressly, DL (2nd)
Paul Demzik, LB (HM)
Todd Fizer, LB (HM)
Doug Keithley, DL (HM)
Dennis Pirkle, QB (HM)
Scott Stephens, TE (HM)

1982
Paul Demzik, LB (1st)
Randy Hauser, DB (1st)
Bob Pressly, DL (1st)
Mike Schafer, RB (1st)
Bruce Baughman, P (2nd)
Todd Fizer, LB (2nd)
Kevin Griesemer, OL (2nd)
Dennis Pirkle, QB (2nd)
Randy Shed, RB (2nd)
David Stephens, WR (2nd)
Jon Falke, RB (HM)
Doug Keithley, DL (HM)
Scott Stephens, TE (HM)
Craig Thomas, PK (HM)

1983
John Frerking, DL/P (1st)
Bob Gorham, DL (1st)
Jeff Heger, OL (1st)
Randy Shed, RB (1st)
Eric Wiegand, OL (1st)
Glenn Wilhelm, LB (1st)
Ken Zerkel, DB (1st)

Brian Bradley, DB (2nd)
Rickie Caruthers, DL (2nd)
Steve Davis, LB (2nd)
Russ Pogue, OL (2nd)
Mike Schafer, RB (2nd)
Dan Goldner, DL (HM)
Chris Nisbet, QB (HM)
Mel Parham, WR (HM)
Scott Stephens, TE (HM)

1984
Bob Gorham, DL (1st)
Jeff Heger, OL (1st)
Mike Schafer, RB (1st)
Eric Wiegand, OL (1st)
Glenn Wilhelm, LB (1st)
Rickie Caruthers, DL (2nd)
Keenan Curry, RB (HM)
Jerry Hirlinger, OL (HM)
Tim Schamel, LB (HM)
Ken Zerkel, DB (HM)

1985
John Frerking, DL (1st)
Bob Gorham, DL (1st)
Russ Pogue, OL (1st)
Eric Wiegand, OL (1st)
Glenn Wilhelm, LB (1st)
Ken Zerkel, DB (1st)
Scott Finke, DL (2nd)
Jerry Hirlinger, OL (2nd)
Tom Mueller, RB (2nd)
Joe Schnefke, WR (2nd)
Jim Zacny, PK (2nd)
Dan Carmody, RB (HM)
Tony Kaczmarek, DB (HM)
Tim Knollmeyer, DL (HM)
Don Snyder, OL (HM)
Darrin Talley, DL (HM)

1986
Ron Reimer, WR (1st)
Eric Wiegand, OL (1st)
Lloyd Flowers, DB (2nd)
John Hentges, LB (2nd)
Vernon Huggans, DB (2nd)
Jim Zacny, PK (2nd)
Brad Haug, QB (HM)
Tony Kaczmarek, DB (HM)
Tom Reed, RB (HM)
Rip Stringer, DB (HM)

1987
John Hentges, LB (1st)
Chris Hawkins, WR (2nd)
Mark Paris, RB (2nd)
Matt Rest, OL (2nd)
John Meyers, DB (HM)

1988
John Hentges, LB (1st)
Ron Harmon, RB (2nd)
John Meyers, DB (2nd)
Jim Pfeiffer, OL (2nd)
Kevin Riggs, DL (2nd)
Greg Suellentrop, TE (2nd)

ALL-TIME ALL-CONFERENCE SELECTIONS



1989

Alex Nagy, P (2nd)
Mike Swinford, LB (2nd)

1990

Mike Chandler, DL (2nd)
Mike Swinford, LB (2nd)
Todd Young, OL (2nd)
Mark Diamond, DB (3rd)
Rick Henry, RB (HM)

1991

Eivind Listerud, PK (1st)
Mike Swinford, LB (1st)
Sky Lupo, DL (2nd)
Todd Young, OL (2nd)
Chris Alverson, WR (3rd)
Don Huff, DB (3rd)

1992

Chris Alverson, WR (2nd)
Pat Risner, DB (2nd)
Brett Goodman, LB (HM)
Matt Henry, DB (HM)
Gerry Wallock, DL (HM)

1993

Matt Henry, DB (1st)
Eivind Listerud, PK (1st)
Gerry Wallock, DL (1st)
Ernest Brown, RB (2nd)
Chris Dawson, WR (2nd)
Bill Smith, OL (2nd)
Kevin Hug, TE (HM)
Cary Lange, LB (HM)
Darin Nix, DB (HM)
Mike Wise, QB (HM)

1994

Darin Nix, DB (2nd)
Gerry Wallock, DL (2nd)
Jason Crawford, OL (HM)
Matt Henry, DB (HM)
Cary Lange, LB (HM)
Les Moody, OL (HM)
Craig Sorensen, WR (HM)
Jason Politte, QB (FOY)

1995

David McCormack, DB (2nd)
Brian Gilmore, LB (HM)
Steve Hodson, RB (HM)
Mike McEnery, OL (HM)
Ed Reichert, LB (HM)
Arnett Thomas, DB (HM)
Russell Zung, RB (HM)

1996

Brian Gilmore, LB (2nd)
Elliot Jackson, WR (2nd)
Steve Hodson, RB (HM)
Mike McEnery, OL (HM)
Courtney Porter, DB (HM)
Ed Starks, WR (HM)
Arnett Thomas, DB (HM)
Gary Tomlinson, DL (HM)
Dan Van Anne, QB (HM)
Russell Zung, RB (HM)

1997

Elliot Jackson, WR (2nd)
Clint Botard, OL (HM)
Ed Starks, WR (HM)
Arnett Thomas, DB (HM)
Jason Wagoner, RB (HM)

1998

Tom Benassi, DB (HM)
Dean DeSherlia, LB (HM)
Jeff Fulks, DB (HM)
Ed Starks, WR (HM)
Wes Tull, OL (HM)
Jim Younce, OL (HM)

1999

Ken Okwuonu, RB (2nd)
Drew Bullocks, DB (HM)
Brad Clarke, RB (HM)
Michael Drennen, DL (HM)
Craig Kern, LB (HM)
Chris White, C (HM)

2000

Drew Bullocks, DB (HM)
Brad Clarke, RB (HM)
Emmanuel Okwuonu, DL (HM)
Ken Okwuonu, RB (HM)
Dustin Penn, P (HM)
Chris White, C (HM)
Art Williams, OL (HM)

2001

Ken Okwuonu, RB (1st)
Drew Bullocks, DB (2nd)
Ken Ennis, TE (2nd)
Shawn Stephens, LB (2nd)
Scott Brown, QB (HM)
Alex Mendrygal, PK (HM)
Dustin Penn, P (HM)
Steve Purdy, OL (HM)
Jason Siller, WR (HM)
Chad Taake, DL (HM)

2002

Brad Smith, OL (2nd)
Lamar Baker, DB (HM)
Chris Harvey, P (HM)
Rodrick McDonald, DB (HM)
Clint Moss, WR (HM)
Juan Salas, DL (HM)

2003

Cole Drussa, TE (1st)
Clint Moss, WR (2nd)
Brett Fischer, WR (HM)
Evan Gray, QB (HM)
Avian Jordan, LB (HM)
Keenan Miller, RB (HM)
Uros Stosic, WR (HM)
Joe Tomasek, OL (HM)

2004

Cole Drussa, TE (1st)
Brett Fischer, WR (HM)
Brandon Landry, QB (HM)
Trey Lunsford, P (HM)
Jordan Preston, OL (HM)
Jordan Tucker, DL (HM)
Nathan Williams, DB (HM)

AS DIVISION II INDEPENDENT
(Independent Football Alliance)

2005

Marc Armbruster, PK (1st)
Mario Gant, LB (1st/POY)
Evan Gray, QB (1st/POY)
Ashton Gronewold, WR (1st)
Lou Kuelker, OL (1st)
Brandon Landry, WR (1st)
Kyle Marshall, OL (1st)
Jordan Preston, OL (1st)
Clarence Chaney, DL (2nd)
Rodrick McDonald, DB (2nd)
Keenan Miller, RB (2nd)
Andrew Cleveland, LB (HM)
Phil Shin, WR (HM)
Nathan Williams, DB (HM)

AS MEMBER OF GLFC

2006

Ashton Gronewold, WR (1/POY)
Brandon Landry, WR (1st)
Brian Mueller, P (1st)
Tim Valencia, PK (1st)
Joe Winters, QB (1st)
Derek Drussa, DL (2nd)
Avian Jordan, LB (2nd)
Brian Jordan, DB (2nd)
Matt Padilla, RB (2nd)
Ken Pearce, OL (2nd)

2007

Ashton Gronewold, WR (1st)
James Smith, OL (1st)
Tim Valencia, PK (1st)
Renny Dillinger, P (2nd)
Matt Loula, DL (2nd)
Bryan Crider, TE (HM)
Garyion Turner, LB (HM)
Steve Watson, QB (HM)

2008

Justin Butler, LB (1st)
Bryan Crider, TE (1st)
Mike Greaving, WR (1st/POY)
Dan Hickman, OL (1st)
John Krumme, OL (1st)
Matt Loula, DL (1st)
Justin Philpy, DL (1st)
Jason Schlueter, QB (1st)
Brett Hanten, LB (2nd)
Loren Severs, DL (2nd)
David Shields, RB (2nd)
Robbie Woodard, DB (2nd)
Justin Hansen, OL (HM)

2009

Joe Drahos, PK (1st)
Dan Hickman, OL (1st)
Justin Philpy, DL (1st)
Terry Robinson, QB (1st)
Jason Schlueter, QB (1st)
Bryan Crider, TE (2nd)
Kevin Dillon, WR (2nd/FOY)
Steve Edwards, LB (2nd)
Brian Jordan, LB (2nd)
Matt Kuelker, OL (2nd)
R.J. Miller, LB (2nd)
Loren Severs, DL (HM)

2010

Mark Hopkins, DB (1st)
Joe Ridpath, DL (1st)
Smook Thomas, KR (1st)
Matt Mast, OL (2nd)
Chad Shockley, WR (2nd)
Will Morrison, P (HM)

2011

Jimmy Barnhart, DL (1st)
Chris Emesih, LB (1st)
Hilton Dawson, DB (1st)
Chris Horn, LB (1st)
Pat Lang, OL (1st)
Ryan Taylor, RB (1st)
Smook Thomas, WR (1st)
Michael Underbrink, OL (1st)
Jake Drallmeier, RB (2nd)
Freddy Dugard, DL (2nd)
Ashley Jordan, LB (2nd)
Ian Kreher, TE (2nd)
Sean Martin, DB (2nd)
Joe Ridpath, DL (2nd)
Joseph Hyman, WR (HM)
Josip Juric, DL (HM)
Jordan Pulou, LB (HM)
Mike Wilson, KR (HM)

ALL-TIME ROSTER



Steve Abbott1992
 Travis Abbott 2007-09
 G.E. Abernathy1908
 Gary Abernathy 1970-73
 Marvin Adam1961
 Marvin Adam1970
 Austin Adams2009-10
 Mont Adams 1977-78
 Offie Adams2009-11
 Rusty Adams1977-80
 Scott Adams 1988-90
 Steve Adams2000-02
 Glenn Adrian 1965-67
 Joe Adrian1971
 Don Agers 1954-57
 Robert Agrimonti 1978-80
 Bobby Ajhar 1969, 1972-73
 James Akers 1949-52
 Patrick Akley2004-07
 Marlan Albertson1979
 Chance Alexander2011
 Jay Alford 1960-63
 Brian Alfredson 1991-94
 Karl Allebach 1924-27
 Allee 1903-04
 Charles Allen 1893
 James Allen1943
 Leroy Allen1937
 Thomas Allen 1947-48
 Elmer Allgeier 1936-38
 George Allison1943
 Perry Allison 1954-57
 John Almonette1940
 Brian Almond2000
 Todd Althoff1990
 Chris Alverson 1990-92
 Eric Amft1985
 Kevin Anders 1978-79
 Chuck Anderson 1951-52
 Clair Anderson1923
 Dave Anderson 1948-50
 Gregory Anderson1969-72
 Jamel Anderson 2006-07
 Mark Anderson 1978-81
 Otto Andres1931
 Rich Andriano1980
 Dexter Andrus 1909-10, 1912
 Brian Andrzejewski 1983-85
 David Andrzejewski 1983-87
 Don Angell 1972-74
 Todd Anstine1985
 Brian Applegate .. 1998-99, 2001
 Frank Appleyard 1933-36
 Arnold Apprill1959
 Steve Arant1968-70
 Marc Armbruster2001-05
 Brent Armstrong2004-05
 Jack Armstrong 1987-88
 Jeff Arroyo1979
 Brent Arthaud 1984-88
 Jerry Arthur 1974-75
 Roy Arthur1995
 Wilford Ashley1953
 Walter Askew 1914-15
 Larry Atha1954
 Jason Aubrey2005-06
 Brian Augustyn1988
 Cress Auinbaugh1941
 Kenneth Austin 1965-67

John Averill1952
 Ronald Avery 1957-60
 W.L. Aves 1911-12
 William Avise 1990
 Preston Axthelm 1936-38
 Justin Ayers2000-04
 Andrew Aylward 1933-35
 Donald Bacich1960-64
 Ross Bacon 1970-71
 Rusty Baehr1980-82
 Steven Bahn1978
 Collin Bahr2007-10
 Jared Bahr2006-07
 Keith Bailey 1960-63
 Brian Bakala 2008-09
 Brent Baker 1996-98
 Lamar Baker2001-03
 Vic Balchunas 1943
 Alan Baldwin 1995
 Chris Balkenbush1977
 Bill Ballard1977
 T.W. Ballard1934
 Dan Balota 2005-06
 Chris Balven2005
 Bandy 1913
 Matt Banholzer 1983-84
 Melvin Banks2009
 Vincent Banks 1989-90
 Dan Bantle1970
 Ellis Barfield2011
 Ralph Barker 1895
 Clarence Barnes1940
 Jimmy Barnhart 2009-11
 David Barr 1991-93
 Edward Barrett 1906-08
 Dennis Barrett1979
 Reid Barron 1990, 1992
 Jacob Barrows 2000-01
 Fred Barry 1973-75
 Patrick Barry 1996-97
 Bobby Barton 1995-98
 Mike Basala2003-04
 Jeremy Bass 2000, 2002
 Baughman1899
 Bruce Baughman 1981-82
 Dick Baumgartner 1953-54
 Walter Baumstark 1936-38
 Bill Bayer 1951
 Peter Bazin2003
 Doug Beach2006-08
 Tom Bean1965
 Jordan Beard2008
 Harold Beardmore1923
 Mark Becker 2002-06
 Bill Bedsaul1982
 Tom Beebe 1983-84
 Ed Beechner 1982
 Jason Beerman 1996-99
 Daniel Beffa1947
 Jeff Bell1976
 Steve Bell 1973-75
 David Belloli1989
 Tom Belsha 1970
 Ronnie Belt1965
 Tom Benassi 1996-99
 Jason Benne 1994-97
 Wayne Bennetsen 1937-40
 Alex Bennett 2008-10
 Parker Bennett 1950-53

Mike Bennish1989, 1991
 Tom Benny 1979
 Reginald Benton 1975
 James Bensko 1965-66
 David Berg 1954
 Todd Berghoff1994
 Arthur Berry 1923-26
 Bob Berry 1967-70
 Charles Berry1949
 James Berry1966
 Jerry Berry1946
 John Berry 1958-60
 Oscar Berryman 1978-81
 Kyle Bess2005
 Garrett Bethke 1996-99
 Allan Beverage1940-41
 Leland Beverage 1948-51
 Bill Beydler1957
 Beyer 1895
 Cody Bezanson1997
 Kevin Bible1976
 E.C. Biffle 1923
 George Bilger1947
 Nathan Binder2006-07
 Neil Birchler 1998-99
 Conrad Bischof 1963-65
 Calvin Bishop 2006-07
 James Black 1903-05
 James Blackwood 1995
 Clyde Blaco 1969-70
 Chris Blair1995
 Ed Blair1943
 Steve Blair1973
 Frank Blake 1906-08
 Harold Blake1908
 True Blake 1908-10
 Brandon Blanchard2000
 Dudley Blancke 1947-50
 Chad Bland1998-00
 Clark Bland 1909, 1913-14
 J.L. Bland1909
 Luchien Blantt2006
 Dallas Blasdel 1998-00
 Russ Blattel1970
 Kenneth Blauvelt 1939
 Kenneth Blazek 1964-66
 Adam Blazic 1997
 David Bledsoe2005
 Allen Bliss 1934-35
 Carl Block... 1946-47, 1951, 1955
 Jay Bloodsworth1955
 Edward Bober, Jr. 1977-79
 George Bock1948, 1950
 James Bock 1915
 Mark Bockstruck2003
 Steve Bockelman1972
 George Bodman1956
 Mike Boehm1971
 Kenneth Boemer1977
 Kirk Boese 1981-82
 Jack Boetjer 1941-42
 Jeff Boggs 1978
 G. Bohlin1934
 Edwin Bohn 1917-18, 1920
 Bill Bohnhoff 1980-83
 Brad Boles1988
 Wayne Bolitho 1942
 Shaun Bollinger 1999-02
 Casey Bollman 2008-09

Harry Bolon1925-28
 William Bolt 1919-21
 Neil Bond 1971-72
 Mike Bonnell1980
 Chris Boone 1984-88
 Malcolm Booth2008-11
 Robert Booth 1956-59
 Justin Boothe2010
 Morris Boren... 1956-57, 1959-60
 James Borton 1964-65
 Brian Bosak 1998-99
 Homer Boswell 1958-59
 Clint Botard1994-97
 James Boucher1912
 Leo Boucher1909
 Paul Bouchier1940
 Sean Bowers2009-11
 Bowie 1899-00
 James Bowles 1907-09
 Bowman1911
 Sam Bowman 1955-56
 Arthur Bowin1941
 Bowman1895
 Joe Bowman1941
 Bruce Boyd 1980-81
 Kenneth Boyd1995
 Darren Boyer 2000-03
 Ronald Boyer1966
 Richard Boyett 1954-57
 Tom Braeckel 1964-65
 Brian Bradley 1982-84
 Al Brandenburger1914
 Oscar Brandenburger1920
 Jack Brandom1981
 Lewis Brandt1961
 Nathan Brandham2000-03
 Craig Brantner 2001-03
 Matthew Brazill .. 1915-16, 1919
 Bill Breit1946
 Adam Brennecke1992
 Gene Brenning1960
 James Brentz1952
 Doug Brethower1976
 Ron Bretz 1977-78
 Jacob Brewe 1999-00
 Craig Bridell 1987-88
 Russell Bridgen 1998-99
 J.D. Bridges 1995, 1997-99
 Steve Bridgman 1977-80
 Richard Briggs 1956-57
 Jason Broaddus1995
 Pat Broaddus 1951-52
 Marty Brooks 1997-98
 Nathan Brooks 1999-00
 John Brose1953-56
 Brown1899
 Bill Brown 1993-95
 Bob Brown1951
 Ernest Brown 1993-94
 Greg Brown 1989-90
 James Brown1953
 Landon Brown 1998-99
 Mark Brown1984
 Reed Brown2011
 Sam Brown 1972-73
 Scott Brown 1999-03
 Steve Brown1999
 Thomas Brown1947
 Will Brown2008-09

ALL-TIME ROSTER



Chris Brownell..... 1991-94
 Jeff Broxson 1986-88
 Bob Bruce 1939-40
 Robert Bruce 1915-19
 Brad Brueckner..... 2001-04
 Matt Brueckner..... 1996-99
 Kyle Bruemmer..... 1996
 Tony Brumley 1953
 Don Brumm 1984-87
 Tim Brunner..... 1987
 Matt Bruns..... 1976-77, 1979
 David Brush 1980-81
 Gary Bryan 1990
 Kyle Bryan..... 2004
 Charles Bryant 2009
 Dexter Bryant..... 2009-10
 Randy Bryant..... 1979
 Ted Bubien..... 1987-88
 Albert Buck 1920-21, 1923-24
 Jeff Buck..... 1973, 1975
 Lyndell Buckles..... 1966
 Hans Buckwalter 1998-99
 Nick Budler..... 2005
 Kevin Bui..... 1990
 Andrew Bulen 2004-06
 Howard Bullman 1950-52
 Tom Bullman 1961
 Rodney Bullock..... 1974-76
 Drew Bullocks 1997-01
 Cody Burgess 2011
 Gary Burgess 1980
 Buck Burlison 1953-54
 Billy Burnich..... 2004
 Robert Burns 2003-04
 Seth Burns..... 1991-93
 Burr 1990
 V.K. Burrows..... 1937
 Wayne Burton 1961
 Henry Buser 1919
 Jeff Buss 1990-91
 Vernon Bussard 1928
 Justin Butler..... 2004-08
 John Buttenob..... 1985-89
 Ted Button..... 1990-94
 Carl Burks 1981
 David Buxton 1998-99
 Jeff Byers..... 2001-05
 Kenneth Cage 1958-61
 Barry Cagle..... 1964
 Chad Cagle..... 1993-95
 Carlos Cain 1989-91
 Arthur Cairns 1917-20
 Leon Calvin 1955-57
 Fred Camarillo..... 1999-03
 Shane Cameron..... 1999-02
 Kirk Cammack 1924
 ??? Campbell 1894-95
 Charles Campbell 1955
 Chris Campbell 2001, 2003
 Craig Campbell..... 1977
 Jack Campbell..... 1924
 Jonny Canhos 2011
 Bob Cannell 1976
 Keith Cannon 2006
 Carey 1901
 George Carlstrom 1966
 Dan Carmody 1981-85
 Gilbert Carofiol 1941-42, 1946
 Don Carlson..... 1941

Marvin Carlson 1928
 Larry Carpenter 1965-68
 Dennis Carr 1967
 Jack Carr..... 1941
 Caleb Carroll..... 1999-00
 Larry Carroll 1968
 Craig Carter..... 1994
 Jason Carter 1998-01
 Jeff Carter 1971-74
 Jeff Carter 1994
 Josh Carter 2009
 Nick Carter 2005-06
 Oliver Carter 2003-08
 Terry Carter 1999-02
 Tim Carter..... 1982-84
 Dan Cartwright..... 1970-73
 Randy Caruthers 1981-84
 Rickie Caruthers 1981-84
 Chris Casper..... 1972
 Brian Casserilla 1993-94, 1996
 Mike Catanzaro..... 1939-40, 1942
 R.W. Cavanaugh 1926
 Craig Cawvey 1977
 John Ceresa 1946
 Burky Chambers..... 1978
 Scott Chambers..... 1992
 Lemont Chambliss 1990
 Lydell Champagne 1986
 Michael Chandler 1989-90
 Clarence Chaney 2001-05
 Tony Chapman 1980-81
 Scott Charmack..... 1967
 Scott Charpentier 1972-73
 Jim Chatman 1969-72
 Bill Chew 1947-48
 Lindell Chew 1906-07
 Will Chipley 1987
 Ron Choura 1967-68
 Ray Christ..... 1969-72
 Dave Christensen..... 1986-90
 Glen Christner 1920-21
 Andy Christoff..... 2000-02
 Joe Clapp..... 1973-74
 Mike Clapper 1967
 Adam Clark 1994
 Adam Clark 2011
 Al Clark 1946
 C.F.Clark..... 1893
 John Clark..... 1983-86
 Les Clark..... 1968-71
 Tarik Clark..... 1996-97
 Aaron Clarke..... 2000-04
 Brad Clarke..... 1997-00
 Travis Claxton..... 1993
 William Clemens 2008
 Justin Clement..... 1999-00
 Dick Cleve..... 1962-63
 Andrew Cleveland..... 2001-05
 Keith Clifton..... 1979
 Edmond Coad..... 1956
 E.F. Coffman 1931
 Jacob Colbert..... 2005
 Charles Colby 1965
 Adam Cole..... 2003-04
 Joe Cole..... 1913
 Joe Cole 1948-49, 1952-53
 John Cole..... 1913
 Mike Coleman..... 1978
 Victor Coleman..... 1978

Ian Coll..... 2009
 Pete Colleran 1942
 Dave Collier..... 1973
 James Collins..... 1962, 1964
 Chandler Collyar 2009
 Raphael Colombo..... 1966-67
 Kim Colter..... 1969-72
 Chad Colvin 1987
 Craig Colvin 1985-88
 George Comanich 1947
 Kurt Commack..... 1922
 Anthony Comito 2008-09
 Ray Comoglio..... 1940
 James Compton..... 1907
 William Compton..... 1965
 William Conde 1963
 Mark Congiardo 1971-74
 Robert Conley..... 2009
 Courtney Conner 1980-82
 Monte Connor 1992-94
 Marc Constantino..... 1977
 Clifford Conway..... 1910-11
 Aaron Cook 1974
 Keith Cook..... 1938-41
 Bill Cooke 1957
 Cliff Cooke..... 1981-82
 James Cooke 1958, 1960
 Bill Coolbaugh 1948-49
 Rick Cooper..... 1971, 1974-75
 Tom Cooper..... 1956-59
 Jim Copley..... 1914
 Cliff Corneau..... 1937-40
 Russ Cornett 1976-80
 Pete Corpeny 1983-85
 Geoff Correnti..... 2010-11
 Steve Cortipassi..... 1969
 Mike Cossins..... 1985-86
 Jeff Cotter..... 1982-84
 Clint Cottrell 2004-07
 Albert Couch 1924
 Charlie Counts 1942
 Curt Courtney 1988-92
 Clint Couse..... 1989-90
 Gary Couse..... 1959-63
 Brandon Covington 2005
 Matt Cowan 1995
 Nick Cowell 2000-04
 Herman Cowen 1894
 Frederick Cowles..... 1900
 Andy Cox 1974-78
 Jack Cox 1947-48
 Jeff Cox 1994
 John Cox 1893-94
 John Cox 1987-88
 Roy Cox 1995
 Scott Cramer 1981-84
 Don Craig 1981
 Tucker Craig..... 1997-98
 Bill Crain 1943
 Mark Crain..... 1984
 Scott Cramer 1983-84
 Garrett Crane..... 1999-00
 Gregg Crannick 2007
 Jason Crawford..... 1990-94
 Sam Crawford 1999
 Scott Creech 1985-86
 Bryan Crider..... 2005-09
 Lagarius Criss 2001-05
 Gary Crocker..... 1976-79

Chris Cromwell 2010-11
 Brandon Cronin..... 2004-06
 Mike Crow 1968-69
 Richard Crowe 1994-97
 David Crowell..... 2000-02
 John Crumacker 1996-97
 Eric Crumpecker..... 1987-90
 Dick Cruse 1951-52
 John Cullom 1936
 Gabriel Cunha 2005-06
 Dick Cunningham 1937-40
 Lorain Cunningham..... 1916
 Calvin Curdt..... 1970-73
 Steve Curran 1975, 1977-78
 Keenan Curry 1982-86
 Irvan Curtis..... 1936-38
 William Curtis..... 1964
 Claude Cushwa..... 1913
 Ben Cutten 2005
 Jarrett Dace..... 1990-92
 Ryan Daffron 1994
 Joe Dal Porto 1948
 John Dalton 1983, 1985-87
 Cliff Dameron..... 1942
 Phillip Dampf 1941
 Jeff Daniel..... 1983
 Jason Daniels 2002-03
 Kurt Daniels 1987-90
 Daniel Darnall 1977
 Dustin Darrah..... 1992
 Don Darrow..... 1976
 Darrell Darrow 1969-70
 Ed Daugherty..... 1947-48
 Evan Davenport 2009
 Jeremy Davidson 2006
 Alvin Davie 2007
 Brent Davis..... 1977-78
 C.B. Davis 1942
 Cody Davis 2005
 Damon Davis..... 2000-03
 Eric Davis 1977-78
 Jerry Davis 1962-63
 John Davis..... 1946
 Kameron Davis 2009-10
 Keith Davis 1977
 Kevin Davis 1992
 Robert Davis..... 1947-48
 Steve C. Davis..... 1981-82
 Steve K. Davis..... 1980-83
 Alan Davison 1975
 Chris Dawson 1993
 Hilton Dawson 2011
 Thomas Dawson 1915-16
 Bill Dean 1970
 Jeff Deason 2011
 Thomas Deason 2008-11
 James DeBold 1962-65
 Jim "Bo" Decker..... 1975-76, 1978-79
 Johnnie DeFoe..... 1930
 Tom DeGonia 1989-93
 Steve DeLaRoche..... 1977-80
 Joe Demand 1987-89
 Travis DeMott..... 1995-96
 Sherman Dempsey 1945
 William Dempsey..... 1948
 Paul Demzik..... 1979-82
 Larry Denio 1972-73
 A.M. Denison 1917
 Greg Dennis..... 1989-91

ALL-TIME ROSTER



John Denton.....1932
 Ryan Denton1999
 Ted Deranja..... 1958-61
 Joe Dersch..... 1998-01
 Dean DeSherlia..... 1995-98
 Craig Desons1981
 Milan Detweiler..... 1907-10
 Robert Detz1995
 Mark Diamond..... 1988-91
 Al Dick..... 1940-43
 James Dickmann1937
 Kenneth Dieter1936
 James Dietz..... 1998-01
 Renny Dillinger.....2003-07
 Kevin Dillon2008-11
 Merle Dillow1972-75
 John DiLorenzo.....1947
 Gary Dingedine..... 1979-80
 Ty Dinsdale..... 1985-88
 Ryan Disbrow.....1997
 George Ditenhafer1937
 Bart Dobbe 1977-78
 Dennis Doering 1969-72
 Jason Doherty.....1995
 Adam Dohrman1993
 Dan Dold.....1990
 Matt Domjanovich 1937-40
 Randy Donaldson.....1974
 Donnan1895
 Larry Dooms 1965-68
 Carl Dopp1945
 Jerry Dorlac.....1955
 M.L. Dorris1918
 Jeremy Dotson2001-05
 Colin Douthit.....2005-09
 F.L. Dover 1914
 James Dowd1915
 Don Dowling..... 1947-50
 Cleo Downs..... 1979-82
 Robert Doyle1967
 Joe Drahos2007-10
 Bob Drake.....1943
 Robert Drake..... 1906-07
 Jake Drallmeier.....2007-11
 James Drayton.....1998
 Michael Drennen1997-00
 Michael Dressin..... 1964-65
 Michael Dreyer 2003-07
 Tony Drumm 1980-81
 David Druse2011
 Cole Drussa2000-04
 Derek Drussa2002-06
 Geoff DuBois 1991-92
 Randy Dudenhoffer 1972-73
 Don Dudley.....1972-74
 Edwin Dudley.....1933-34
 Matt Dudley.....2002-03
 Sid Duerr 1946-49
 Freddy Dugard2009-11
 Calvin Duke..... 1946-48
 Jeff Duke2000
 Maurice Dukes1996
 Pat Dunivan1959
 Ted Dunkmann.....2002-04
 Stu Dunlop.....1972-75
 Ervin Dunn1947
 Buck Durham 1979-80
 Clyde Durphy 1938-41
 Sterling Durst.....1941

Kyle Duvall2003-05
 Ed Dwyer 1893-94
 Robert Dye..... 1909
 Paul Dyer 1972
 George Eadie..... 1946-47
 Ralph Eads 1939-40
 Jon Earley2001-02
 Allan Early..... 1958-60
 Andy Eason 1995
 LeRoy Eason2009-10
 Allan Ebert1998
 Fred Eckert 1947-49
 Charles Ecklund..... 1945
 Jim Edwards 1988
 Miller Edwards2008
 Sean Edwards.....2006
 Steve Edwards2005-09
 Talion Edwards 1991-95
 Lance Eftink2005-07
 Charles Eichmeyer.....2007-08
 Ryan Eisenbath.....2005-06
 Brian Eisenloeffel 1996-97
 Chris Elder 1997
 Fred Elfrank1937
 Elliott1895
 Clark Elliott.....1954
 E.A. Elliott..... 1906
 Matt Elliott 2009-10
 Jason Elrod..... 1998-01
 Joseph Elliott.....1906
 Ralph Elsea1939
 David Elsenrath 1981-84
 Doug Ely 1981-83
 Greg Elzie..... 1976-78
 Chris Emesih.....2010-11
 Chad England1987
 Bill Engelhardt 1956-57
 Marvin Engelhardt 1942
 John Enk 1948
 Ken Ennis 1998-02
 Jim Ephraim.....1983
 Glen Erutti 1978
 John Ervin 1970-72
 Mike Ervin1985
 Rich Erxleben 1964-67
 Robert Erxleben 1963
 Etching 1904
 Curtis Evans 1990
 Spencer Evans.....2008
 Jason Evenden.....2001-02
 Darin Everett 1984
 Marc Fagan2007-11
 Jon Falke 1978-82
 on Falkingham..... 1937-39
 Jason Fanning1996-01
 Tim Fahrquar1982
 Stanley Fark 1966
 John Farmer..... 1958-60
 Art Farnham..... 1957, 1959
 C.J. Fay 1894
 Roger Feaster 1953-56
 Dan Fedderson..... 1989
 William Feickert..... 1995-98
 Cliff Felix..... 1970
 Jim Fennelly.....2001-03
 Bryce Fennewald2000
 Scott Fenton1981
 Chavis Ferguson.....1987
 Cyril Ferguson..... 1959, 1961

Dawan Ferguson.....2010-11
 Louis Ferguson2006
 A.L. Fernandez..... 1899
 Horacio Fernandez..... 1934-35
 Carney Fesler..... 1945
 Jon Feuchtenberger2005
 Ben Finke 1985-86
 Scott Finke 1982-85
 Roger Finlen 1956
 Eldon Finley 1958-59
 Fred Finley..... 1989-93
 Josh Firm.....2011
 Brett Fischer..... 2000-04
 David Fischer..... 1977-81
 Paul Fischer..... 1921
 James Fisher 1945
 Lorenz Fisher 1923-24
 Danny Fishkind..... 2009-11
 James Fitzgerald..... 1952
 Steve Fitzgerald..... 1953-54
 Raymond Fix..... 1962-65
 Todd Fizer..... 1979-82
 Jack Flanary 1937-38
 Malcolm Flanary 1936
 Brad Flauaus 1991
 Melvin Flint..... 1938
 Kent Florence 1965-68
 Lloyd Flowers..... 1983-86
 Frank Flynn 1907
 Kevin Flynn 1975
 Edward Folks 1977
 Wendell Folsom 1934-36
 Travis Foltz 1990
 Kendall Foos 1983-85
 Jeff Forbes 1985-88
 Jeremy Formenwalt 1994-95
 David Forrester..... 1909-10
 Brian Fortelka..... 1992
 Billy Foster2011
 John Foster 1998-99
 Lance Foster2003
 Phil Foster..... 1970-72
 Homer Fox..... 1893
 Kenneth Francois..... 1966
 Chris Fraley 1989-90
 Mark Franklin 1976
 Steve Frankin..... 2005-07
 Bill Franz..... 1973
 F. Franzthor 1909
 Gene Frazier..... 1949
 Bob Frederick..... 1940
 Troy Frederick 1992
 Jason Freed..... 1996-99
 Charles Freeman 1923
 Douglas Freeman 1972, 1975
 Earl Freeman 1913-14
 Tyler Freeze 2009
 Jim Frerking 1985-88
 John Frerking 1982-85
 Vince Fricke 2011
 Mike Fridley 1964-67
 Mike Fridley 1989
 Ken Frieberger 1971-73
 Ed Fris 1942
 Fred Frost..... 1936
 Harold Fugate 1961
 Gale Fulghum 1942, 1946
 Jeff Fulks 1994-98
 William Fullbright 1997

John Fuller.....1957
 Paul Fullop 1940-41, 1946-47
 Doug Fulton 1990-93
 Joe Fuqua 1977-78
 Brian Gaba.....1995
 George Gabler1922,1924
 Aaron Gage..... 2000-04
 Joe Gailey 1990-91
 Taron Gaines..... 1984-85
 Bryan Gallagher1989
 Kevin Gallatin1975
 Justin Galvin.....2006, 2010
 Lou Galway1989
 Bill Gammon..... 1943, 1946-48
 Jim Gambill 1977-81
 Corey Gamble 2003-04
 Jason Ganley1994
 Todd Gann.....1991
 Bob Ganninger1955
 Mario Gant 2004-05
 Steve Ganz 1970-71
 H. Garcia.....1907
 Mark Gardner1995
 R.H. Gardner1934
 Kevin Garnett..... 1994-97
 James Garrett 1954-55
 George Gasparovic 1962-65
 Lafayette Gatewood..... 1983-87
 Reinhart Gauerke..... 1946-47
 Joseph Gay..... 1957-60
 Abram Gee.....1976
 Joe Geers 1948-49, 1951
 Ken Geile.....1983
 Brandt Genz.....2001
 James Gerard 1951-53
 Pete Gerard 1952-53
 Charles Germer 1953
 Warren Gettler 1921
 Jack Gevecker 1971-74
 Tony Giacalone..... 1993-94
 Gary Gibbs1990
 Donald Gibson..... 1930-32
 Eric Gibson2005
 Harold Gifford1949
 John Gilbert.....1948
 K.P. Gilchrist1909
 Jake Giljum 2010-11
 Casey Gill2000
 Jim Gillam..... 1981-84
 Craig Gilliam 1977-78
 Mick Gilliam 1971-73
 Harry Gilliland.....1941
 Dalton Gillispie 2010-11
 Brian Gilmore 1993-96
 Allen Gilmour1947
 Mike Girtman1982
 Bernie Givens1972
 William Givens1947
 Thor Gjelsteen 1949, 1951-52
 Sturgeon Gladden..... 1924-25
 Robert Gladstone1964
 Jack Glatthaar1935
 Scott Glazier 1980-82
 Martin Glazner.....1937
 Al Gleason1993
 Jim Glover 1939, 1941-42
 Thomas Glynn..... 1997-00
 Chris Godfrey1981
 Pat Godwin 1968-71

ALL-TIME ROSTER



Paul Goeke1982
 Rodney Gold.....1970
 Curterris Golden2008-11
 Jay Goldman1906-07
 Dan Goldner.....1983-84
 Robert Gollhofer.....1959-60
 Gonzales1900
 Chris Goo.....1989
 Joe Good.....1946
 Brett Goodwin.....1988-92
 Brett Goodman.....1988-98
 Ron Goorsky.....1971
 Bob Gorham1982-85
 Thomas Gori.....2009
 Samuel Gormly.....1893-94
 Robert Goss.....1938
 Chris Gottman1990
 Michael Gould1969-70
 Aaron Gowdy2007
 Raymond Graff1962
 Brandon Graham1993-94
 John Graham.....1975-76
 Paul Gramlich.....1952
 Robert Grania.....1936
 Bill Grantham1977-80
 George Gratz.....1953
 Rob Graves.....1990-93
 Jack Grawe.....1966-69
 Evan Gray.....2003, 2005
 Fred Gray1921
 Mike Greaving.....2004-08
 Green1894
 Charles Green1961-62
 Jackie Green1995-96
 Jeremy Green.....1992
 Joe Green.....1952
 Greensweight1894
 Louis Greer.....1975-78
 John Gregorich.....1982-85
 Clay Gregory.....1904-07
 Dennis Gregory.....1999-00
 James Gregory.....1900-02

Robert Gregory1945
 Walter Grether1905
 Oscar Grewis.....1934-35
 Val Gene Gribble.....1953-55
 Cory Griesemer.....1989-90
 Eric Greisemer.....1980-83
 Kevin Griesemer..1978, 1980-82
 Terry Grieve.....1967
 Ryan Griffin2002-04
 Ryan Grigsby2011
 Eric Grimes1980-81
 Ted Grimes2007-08
 Ashton Gronewold.....2004-07
 Brian Gronewold.....2006, 2008
 Levi Gross2005-07
 C.P. Grove.....1937
 Claude Grove1893
 Myron Grubaugh1974
 Donnie Gruber.....1993-94
 Ryan Gruhn.....1990
 Matt Grundy.....1993
 Brad Guidry.....2007-08
 Gene Guiney.....1940
 Dan Gusnowsky.....1991
 Jamie Haantz.....1988
 Henry Haas.....1937
 Nate Haasis2004
 Alden Hacker.....1937
 Wilmer Hackman1945
 Hackwood.....1911
 Jeff Haden2004
 Charles Hafeli1957
 Jeff Haffner.....1979-81
 Bob Hagerty1955
 Jeremiah Haines.....1996
 Joseph Haleski.....1941
 Matt Hallam.....2005-06
 Willie Halliburton.....1993-97
 Chad Hamilton1989-92
 Craig Ham.....1983
 Pat Hamm.....1988
 Eugene Hammann1938-39, 1941

Darrin Hammer1981
 Bob Hammond1955
 James Hammond1947
 Dick Hampel1950
 Fred Hancock1939-40
 Arthur Handshy...1960-62, 1964
 Justin Hansen.....2007-08
 Ed Hanstein.....1967-70
 Dave Hall.....1977-78
 Doug Hamlin1977
 Bob Hammond1952-54
 Sam Hammond1976-78
 Richard Hampel.....1951-53
 Shane Hansen.....2001
 Brent Hanten.....2008
 Eads Hardaway1931-32
 James Harden1996
 Michael Hardy.....2004-05
 Zack Hargrove.....2011
 John Harlan.....1908
 Ron Harmon1985-89
 Brad Harriman1974-76
 Bryce Harris.....2009
 C.H. Harris.....1934
 Dave Harris.....1967
 Joe Harris.....2003
 Joseph Harris.....1923
 Perry Harris1977-79
 William Harris.....1975
 Don Hart1937
 Ray Harter.....1947-48
 Kale Hartle.....1928
 Jimmy Hartman.....1993-94
 Robert Hartmann1941
 William Hartmann1937
 Don Hartnett.....1938-39
 Henry Hartzell.....1905
 Kyle Hartzell.....2009
 Chris Harvey2002-03
 Jesse Harvey1990
 Gary Hascall.....1962-63
 Tom Hasenstab.....1989-91
 Karl Hasselmann ..1921-22, 1924
 Joe Hassler1930-32
 Millburn Hassler1927-29
 Brian Hastings.....2000-01
 Leslie Hauck.....1937
 Brad Haug1983-86
 Brian Haug1985-88
 Greg Haug.....1972-75
 Doug Hauk.....1983
 Randy Hauser.....1979-82
 Jon Havens.....2002-04
 W.P. Havens.....1923
 Mike Haverstick.....1969
 John Hawkins.....1989
 Chris Hawkins1985-88
 Hawley.....1895
 Ray Hawthorne.....1989-90
 Rich Hayek.....1970-72
 Greg Hayes.....1983-84, 1986-87
 Greg Hayes.....1994-97
 Russell Hayes.....1959
 John Hazlett1941-42, 1946
 Scott Head.....1986-87
 Mike Heaney.....1983
 Howard Hearst.....1982
 Mike Hearst.....1968-71
 Craig Heath.....1977-80

Donald Heath.....1946-47
 Alonzo Heavener1912
 Taylor Heavirland.....2011
 E.C. Heck1901-06
 Tyler Heck2002-03
 John Hedrick1964-65
 Richard Hefelfinger.....1945
 John Hefner1999
 Jeff Heger1981-84
 Mike Heimlich.....1983
 John Heineken.....2008-11
 Robert Heinle.....1967-68
 Clarence Heinrich1923-24
 Denny Heisler.....1966-67
 Ward Heitman.....1948-49
 Chris Heller.....1979
 Vernon Hellstern1940
 Bob Helm.....1953-54, 1956
 Adam Helton.....2005-09
 Zac Helton2010
 Fritz Heman1915
 Russ Henderson1984
 Scott Hendricks2011
 William Henehan1964-67
 Leland Henley1939
 Hennick.....1899
 Rich Henniger1981-84
 Bill Henning1956
 John Henry.....1961-65
 John Henry.....1983
 Matt Henry1991-94
 Rick Henry1989-92
 Steve Henry ...1974-75, 1977-78
 Jerry Henson1947-48
 Rhyan Henson.....2010
 John Hentges.....1985-88
 Chuck Herbert1926-27
 Andy Herbst2001
 Herb Herman1973-76
 Frank Herndon.....1909
 Tom Herrick1953-56
 Jason Herron2004
 Joseph Hepp1945
 Frank Hequemborg1945-46
 Vincent Hession1947-50
 Morris Hervey1977-80
 Dan Herzberg.....1986-90
 Andrew Herzog1994
 Josh Hesse.....2003-07
 Arthur Hessman1937-38
 Mark Hibner.....1981-82
 Dan Hickman2007-09
 Forrestal Hickman2011
 Louis Hickman1993
 Michael Hickman.....2006
 Josh Hicks.....2001-02
 Leon Hicks.....1964
 Nathan Higginson.....1995
 Justin Higginbotham2007
 Phillip Higginbotham ..1997-98
 Arnold Hill1959-60
 Bill Hill1955-57
 Lorenzo Hill.....1965-68
 Merle Hill1965-68
 Lucas Hillis.....1998-01
 Jeff Hillmeyer1977
 Michael Hillmeyer1957-60
 Matt Hinshaw.....1980
 Matt Hinson.....1996-99



Ashton Gronewold

ALL-TIME ROSTER



Jerry Hirlinger 1982-85
 Jeff Hirtz 1990-92
 John Hixson 1970
 Kevin Hladek 1982
 Timothy Hoatland 1977
 Martin Hobelman 1946
 Mike Hobick 1972-75
 Theodore Hoby 1940-42
 Rickie Hodel 1984-85
 Sammy Hodgdon 1923, 1926
 Sterling Hodrick 2000-01
 Steve Hodson 1994-96, 1998
 Earl Hoehn 1943, 1946-48
 Mike Hoehner 1986-87
 Nathan Hoenshell 1997-00
 John Hoette 2002
 W.A. Hoevel 1903-04
 Trey Hoffman 2006
 Jeff Hoffner 1978
 Jerry Hofman 1973-76
 Marvin Hogan 1951
 Tim Holcer 1970-72
 Lester Holcomb 1948-49
 Scott Holcomb 2008-09
 Todd Holcomb 1979
 Dale Hollenberg 1964
 Don Holley 1977-78
 Scovil Hollister 1911-12
 William Holm 1905-06
 Dan Holman 1976-80
 Oscar Holman 1933-36
 Mike Holmes 1996
 Mike Holtkamp 1966-67
 Keith Homco 2004-08
 Preston Homer 1904-05
 Joe Honeycutt 1964
 Craig Hooper 1980
 Benjamin Hoover 1922
 Quentin Hoover 1962
 Mark Hopkins 2008-10
 Harland Hoppock 1918-19
 Chris Horn 2009-11
 Steve Horn 1982-86
 Chuck Hottle 1954
 John House 1949
 Ronald House 1958
 Dog Houston 1913-14
 Bob Howard 1959
 Doug Howard 1991
 Larry Howard 1967
 Steve Howard 1993
 Zach Howard 2008
 Dwight Howdeshell 1990
 Ruben Howell 1991-92
 David Howerton 1932, 1934
 Don Howser 1986
 James Hoy 1983
 Rob Hribar 1989-90
 H.J. Hubbard 1913
 Johns Hubbard 1933-35
 Cameron Hubbs 1987-89
 Nathaniel Huckabay 1998-01
 Anthony Hudson 1988-90
 Ron Hudson 1973
 Jason Huelsing 1990-91
 Gilbert Huerta 1999
 Don Huether 1980-81
 Don Huff 1989-92
 Sam Huff 2000

Gene Huffman 1948-51
 Kevin Hug 1989-93
 Sean Huggans 1991-92
 Vernon Huggans 1983-86
 F.R. Hughes 1949
 John Hughes 1946-47
 Charles Hummel 1903-04
 John Hummel 1974-75
 Jack Humphrey 1951-52
 Tommy Humphrey 2005-06
 Jim Hunicke 1975-76
 Robert Hunke 1978-79
 Jeff Hunninghake 1979-82
 Charles Hunter 1953-54
 Gene Hunzicker 1968-71
 Kenton Hupp 1970-73
 Bill Hurlburt 1953-56
 Dale Hursh 1976-77
 Robert Hurt 1989-91
 Ron Huseman 1956
 Noah Husman 2004-05
 George Husted 1954
 Perry Huston 1951
 Ron Hutchcraft 1982-85
 Arthur Hyde 1975
 Hyland 1929
 Joseph Hyman 2011
 Troy Hythecker 1999
 Carl Ice 1976
 Jon Iglehart 2005-06
 Alexis Illinski 1907
 Jason Illum 1989-93
 Jack Imlay 1914-15
 Bobby Ingram 1957-58
 Delane Ingram 2004-05
 Frank Irland 1941
 Drew Irwin 1990
 Rob Ives 1989-93
 Bob Jackson 1953-56
 Elliot Jackson 1993-97
 Herschel Jackson 1975
 John Jackson 1978, 1980
 Brock Jacobs 2011
 Michael Jaeger 2005
 Jim Jaegers 1992
 Jeff James 1983
 Jamison 1899
 John Janeff 1936-37
 Paul Janke 1977-80
 Mike Jansma 1992
 Garry January 1963-65
 Chris Jarrett 1975
 Anthony Jatcko 1961-62
 Nick Jedrzejewski 1992
 Andy Jeffers 1982-84
 Eric Jefferson 1994-97
 Rex Jehlen 1950-52
 Jared Jenkins 2008-11
 Tom Jennings 1946
 Garry Jensen 1980
 Jim Jensen 1968-69
 Charles Jerabek 1963-66
 Craig Jewell 2007
 Payton Jimison 2011
 Kenny Jobe 1955-58
 C.T. Jobes 1907
 Ethan Johns 2009
 Owen Johns 2008-09
 Bernard Johnson 1964

Bill Johnson 1986-90
 Bruce Johnson 1970-73
 Bryan Johnson 1999-02
 Don Johnson 1945
 George Johnson 1924-27
 Gerald Johnson 1976-77
 Ivan Johnson 1972
 Jeremy Johnson 2002-04
 Jim Johnson 1938
 Ralph Johnson 1939-40
 Raymond Johnson 1923-25
 Reginald Johnson 1990
 Tom Johnson 1979
 Walter Johnson 1979
 rvin Johnston 1917-18
 Scott Johnston 1985-86
 Buddy Jones 1964
 Charles Jones 1923
 Charles Jones 1969
 Corey Jones 1987
 Dennis Jones 1975-76
 Dick Jones 1950
 Gary Jones 1980
 Jaron Jones 1998-01
 John Jones 1956-57
 Latrell Jones 1941
 Lonnell Jones 2008-11
 Mike Jones 1967
 Owen Jones 1937
 Paul Jones 1946-47
 Randy Jones 1983
 Richard Jones 1962
 Robert Jones 1948
 Theron Jones 1984-87
 Tom Jones 1946
 Oliver Jorcke 1946, 1948-49
 Ashley Jordan 2007-11
 Avian Jordan 2002-06
 Brandon Jordan 2006-09
 Brian Jordan 2006-09
 Brindin Jordan 2010-11
 Frank Jordan 1940
 Mike Joshua 1971-74
 R.J. Joyce 1923
 John Judd 1997-01
 Josip Juric 2011
 Joe Kaczmarek 1980-84
 Tony Kaczmarek 1983-86
 Gregg Kaiser 1975
 Joe Kalinowsky 1955-56
 Albert Kallmeyer 1939-41
 James Kamicar 1957-59
 Henry Kamp 1915
 Michael Kandlbinder 1958
 Earl Kane 1939-40, 1942-43
 Gregg Kane 2002
 Dan Kania 2000-03
 Teddy Karcasinas 2004-05
 Don Kasperski 1981-82
 Quentin Kasten 1988-89
 Mike Katsoulis 1985
 William Kauffmann 1961-62
 Jess Kaufman 1999-01
 Pat Kaufman 1983-87
 David Kavish 2008-10
 Chip Keel 1994
 Mike Keeler 1973-74
 Keenan 1900-01
 Robert Keiser 1961-64

James Keisler 1937
 Adam Keithley 2003-06
 Chris Keithley 1998
 Doug Keithly .. 1978-79, 1981-82
 Michael Keithley 1975
 Kevin Keller 2002-03
 Sean Kelley 2004-07
 Donte Kelly 2008, 2010-11
 R.A. Kelly 1929-30
 Ron Kelly 1977
 Sean Kelly 2011
 Tom Kemp 1965-66
 Bob Kemper 1946-48
 Claude Kemper 1923
 Paul Kemper 1955-56
 Chris Kennedy 1989-92
 Gene Kennedy 1945, 1948-50
 Hamilton Kennedy 1957-58
 J.R. Kenney 1908
 R.H. Kenning 1920
 Craig Kern 1999-00, 2002-03
 Keith Kernan 2005-06
 Jim Kerns 1987
 Wayne Kerns 1966
 Kerr 1900
 Andrew Kerr 1908
 Felix Kersting 1894-95
 Brandon Kessler 2006-07
 Richard Kessler 1973
 Kevin Kestner 1993
 Paul Keston 1943
 Mark Kettner 1979
 James Key 1964-66
 John Key 1969-72
 John Key 1994, 1998
 Patrick Key 1963
 Mike Keyes 1988
 Meredith Kiburz 1939-42
 George Kidd 1893
 Jerry Kiel 1968-71
 Jim Kiesler 1936, 1938
 Curt Killinger 1971-72
 Charles Kimball 1947-50
 James Kimball 1965-66
 Virgil Kimball 1988
 Curt Kimmel 1999-02
 Mustafa Kindell 2001-04
 Steve Kinder 1973
 Robert Kindred 1983-85
 John King 1965
 Jon King 1992-93
 Khalan King 2011
 Mike King 1973
 Clay Kinman 2009-11
 Joe Kinsella 1977-78
 Joe Kipper 1977
 Elmer Kirchoff 1930-33
 Jerry Kirk 1979-80
 Harry Kirkpatrick 1929
 John Kirwin 1936-37
 Walt Kissaddon 1913-14
 Oliver Kjar 1927-28
 Stuart Klaus 1985-87
 Charles Kleine 1969-70
 Jerry Klenke 1976-77
 Yaro Klepel 1914
 Kline 1914
 Jerry Klobe 1951
 Brad Kloeppe 1989-90, 1992

ALL-TIME ROSTER



Dale Klohr.....	1954-57	Andy Lain	1976-79	Lewis	1899-00	Frank Malik.....	1928-31
Robert Klug.....	1937-39	Rob Laird.....	1981-84	Ben Lewis.....	1982-84	Brian Mallady	1980
Zach Klump	2009-10	Daniel LaMar	2006	Bryan Lewis.....	1995-98	Bryan Malley.....	1977
Joe Knapp.....	1991-95	Robert Lamb	1928	Caleb Lewis.....	2009	Orie Maness.....	1916
Tom Knapstein.....	1962-63	Jason Lambert	1998-99	Christopher Lewis.....	1999	Michael Manier.....	1965
Ray Knickerbocker.....	1910-12	Eddie Lampe	1966	Justin Lewis.....	2001	Kyle Manley	2003
Skyler Knickerbocker.....	2007-08	Gino Lanasa	1993	Kent Lewis.....	1973-77	Francois Mann	2010
Doug Knight.....	1980	Chris Lancaster	1979-80	Ronnie Lewis.....	1964-66	M.R. Mann	1919
Joe Knollmeyer.....	1978-80	Harry Landis	1893	George Lewis-Ferdinand.....	1986	Danner Mannschreck....	1958-61
Tim Knollmeyer.....	1981-85	Charles Landreth	1903	Zach Leach.....	2009-10	Milton Mantler	1959
Dick Knussman.....	1966	Brandon Landry	2004-06	Justin L'Hote	2009-10	James Marble.....	1956-57, 1959
Willard Knussman.....	1960-63	Jon Landstra	2005-08	Chris Lieber	1986-87	Jeremy Markum	1994-96
Gary Koch	1962-63	Brian Lane	1992, 1994	Brad Lind	1992-96	Keith Markway	1978, 1980-82
George Koch.....	1929-30	Eddie Lane	1966-69	Bret Lindsey.....	1994-98	Leroy Markway	1943, 1947
Bill Koedding.....	1949-51	John Lane.....	1991	Carl Lintner	1936-37	Steve Marler.....	1977
Gene Koederitz.....	1954-55	Pat Lang	2011	Andy Lippert	1979-81	Chris Marlow	1993-94
Len Koederitz.....	1966	Alan Lange	1980-81	Jon Lips	1982-83	Jim Marlow	1951-52
Tom Koederitz.....	1949-52	Cary Lange	1991-94	Eivind Listerud	1991-93	L. Marquiss	1912
Adam Koehler.....	2008	Rob Langford	1995-96	Eddie Littell.....	1940	Eugene Marshall	1946
Danny Koehler.....	2006-07	Ryan Langhans	2006	Chris Litton	1991	Kyle Marshall	2001-05
Paul Koepfer.....	1973	Kevin Lanier	1987-89	Livingstone	1903	H.H. Martin	1907
Nelson Koerner.....	1938-40	Glenn Lansford	1984-88	Jim Lloyd.....	1978-82	Heber Martin.....	1927-28
Randy Kofahl.....	1970	Bob LaPlante	1977	John Locke	2002	Larry Martin.....	1961
Jon-Paul Kohler	1984-86	James Larimore.....	1980	Terrance Lockett	2009-10	Richard Martin.....	1999
Scott Koopman	1984	Napolean Larsh	1918	Llewelyn Lodwick.....	1910-13	Sean Martin	2009-11
Tim Koscielski.....	1990	P.A. Larsh.....	1895	Llewelyn Lodwick.....	1947-48	Steve Martin	2011
George Kouba.....	1984-88	James Lasadose	1965-66	Brian Logan.....	1979	Walter Martin	1895
Nick Koudys	2004-06	Ed Lasko	1949	Terry Logan	1972-75	Rocky Martinez.....	1980-83
Walter Koziateck .	1936-38, 1940	John Latimer	1962	Dale London	1970	Elden Marquardt.....	1942
Jeff Krack.....	1982-84	Douglas Lauck	1964	Mick Londrigan	1929-30	Nino Mascalco	1980-82
Chris Kramer.....	1982-84	Chuck Laughter.....	1987	Chris Long	1990-91	Randy Mason	1974
Preston Kramer.....	1995-97	David Laughter.....	1976-77	Don Long.....	1969-71	Sam Massey	1975-76
Roger Kramer	1969	Steve Lautenschlaeger	1975	Emery Long	1914	Anthony Massaro.....	1933
Ted Kramer.....	1978	Ed LaValle	1990	James Long.....	1906	Dallas Massie.....	2003-07
Fred Kranzthor.....	1908-09	Lavin	1904	Kevin Long	1969	Matt Mast	2007-11
Jerrold Kratz	1940-41	Chris Lawrence	1999	Ben Longstreet	2006	Mark Mastroianni.....	1973-76
Garry Kraus	1977	Tommie Lay	1984	Brennan Longwell	2009	Marty Mastroianni.....	1984-87
Frederick Krause.....	1915	William Lazenby.....	1965	Norman Loesing	1938	Cory Mathews.....	1980, 1982
Karl Krause	1947-48	Alex Leach.....	2009-11	Kurt Lorenzen	1981-82	Don Mathews.....	1945
Ian Kreher	2008-11	Zach Leach	2009-11	John Lotz	1987	Omar Mathis.....	1979-80
Kirk Kreiling	1978-79	Tom Leahy.....	1967	Matt Loula	2004-08	Don Matson.....	1947-51
Mark Kretzer	1978	John LeCompte.....	1989	Joshua Love	1996	Pete Mattel.....	1933-36
Joe Krispin.....	1952-53	Mike Ledford	1921-25	Joel Loveridge	1935-38	Hollis Matteson.....	1949-50, 1952-53
Brady Kroeker	2005	Monte Ledford.....	1925-27	Josh Lowery.....	1993-95	Art Matthews	1988-90
George Kroenlein	1918-19	Jim Lee.....	1976-80	Bill Loving.....	1979-82	Don Matthews	1946
Alvin Kroeter	1962	John Lee	1924-26	Eric Loy	1991	Matt Matthews	1991-92
Ed Kromka.....	1938-41	Rodney LeGrand	1972-73	Chris Luber	1982	Josh Matthias.....	1999-03
Tom Kroner	1982-83	Josh Lehde	2001	Don Lue.....	1968	Jack Maurer.....	1947-48
Harold "Stubby" Krueger.....	1938-41	Kevin Lehmann	1998	Ed Lueckenhoff	1972-75	Martin Maurer.....	1985
Bill Kruger	1955-58	Glenn Lehr.....	1973	Trey Lunsford	2004-05	Dan Mauszycki	2011
John Kruger	1947-48	Garrett Leible	2009-10	Sky Lupo	1991	Alan May	1977
John Krumme	2005-09	Zach Leible.....	2003	Braden Lusk	1996-97	Keith May.....	1974-75
Brandon Kruse.....	2000-01	Brad Leighninger	1992	Michael Lutzenberger...	1962-65	Mark Mazany	1907
Nick Kruse.....	2011	Tom Leirer.....	1967-68	Michael Lybyer	1965	Chris Mazzi.....	2004
Brian Krzeminski	1992-93	Leivy	1900	Felix Lyneman.....	1906	John Mazzoni.....	1939-42
Steve Kubiak.....	1968-71	Eric Lemcke	2002	Robert Lyons	1915-16	Bill McAllister.....	1972-74
Raymond Kucenas	1964-65	James Lemon	2004	Paul Mabie	1951-52	Darrell McAllister	1967-70
Gene Kuelker.....	1974-77	Jimmy Lemon	1924-27	George Machens.....	1936-37	Gary McAlpin	1969-72
Lou Kuelker	2001-05	Ralph Lemongelli	1985-87	Mike Machol.....	1976	Hollis McBride.....	1920-22, 1924-25
Mark Kuelker	2004-06	John Leonard.....	1976	Dan Macke	1979-80	Roland McBride.....	1965
Matt Kuelker	2006-10	Martin Leonard.....	1945	T.V. Macklind.....	1905	Sam McCain.....	1994
Barry Kuhlmann	1983-86	Robert Leone	1961, 1963-64	Andre Maclin.....	2001	Terry McCanless	1973
Steve Kutska	1967-71	Tony Leone.....	1940, 1942, 1946	J.E. Magyar	1932	William McCanless	1923
Larry Kuykandall	1991	Don LePere.....	1940-41, 1943	Nick Mahlin.....	1999	Matt McCann.....	2007-09
Ed Kwadas	1947-50	Lepper	1912	Kevin Mahogany	1976	Ryan McCarrick.....	1995
Lacy	1895	Jerome Leslie	1960	Bill Mahn	1977	John McCCarthy	1952-54
Lloyd Lacy	1926-29	Dan Lester	2000-04	Mike Mahoney.....	1999-02	Pat McCarthy.....	1976
Harley Ladd.....	1936-39	Joe Levil	2008-09	Jeremy Mahurin.....	1996	William McCartney.....	1914-15
Rick LaFollette.....	1970-73	Robert Levy.....	1932	Fred Major.....	1949	John McCauley.....	1923

ALL-TIME ROSTER



Clint Moss

Charles McCaw 1957-60
 Greg McClain..... 1969-71
 Terry McCloud 1994
 McClurken 1920
 Sumner McComber..... 1907-10
 James McConnell..... 1955, 1957
 Brandon McCord..... 2008-09
 Monte McCord..... 1946-48
 David McCormack..... 1994-97
 Jerome McCoy 1952-55
 Dick McCreight..... 1930-31
 Rodrick McDonald..... 2001-05
 Jimmy McDonald..... 1931-32
 Pete McDonald..... 1930-33
 Terry McDonald..... 1979-81
 Mike McEnery 1993-96
 William McFadden..... 1963
 Colin McFarland 2001-04
 Greg McFarland..... 1995
 Gordon McFerron..... 1971-72
 Steve McGhee..... 1971
 Don McGovern 1953-56
 Brian McGownd 1982-83
 Charles McGrady..... 1959-60
 Bill McGrath 1970
 Jim McGrath 1942, 1946-48
 Eddie McGraw..... 1966
 Jim McGregor..... 1932-35
 Keith McGuire 1972-74
 Sean McInerney 1996-98
 Chris McKay 2011
 Joel McKell 1961-62, 1964
 D.D. McKibben 1909
 James McLarren 1994-95
 Marc McManus..... 1992-93
 Solomon McNeal..... 2011
 Matt McNett 1988
 Eddie McPherson..... 1954-57
 A.L. McRae..... 1893
 Steve McVeigh..... 1968-71
 Jon McWade..... 2005-06
 Roscoe McWilliams 1967
 Matt Mederios 2005
 Craig Meier..... 1957-60
 Cliff Meisenheimer..... 1973-75
 Louis Meisenheimer 1958-59
 Tom Meiser 1992
 William Meiser 1956
 Zach Melber 2010-11
 Alex Melchers..... 1979-80
 Alex Mendrygal..... 1999-02
 Ewanu Meneh..... 2008-11
 George Menefee 1907
 Tom Mengel..... 1977
 William Mengel 1947
 Ryan Merrick..... 2003
 Evan Merz..... 2011
 Val Messier 1983
 Gerald Metcalf 1951-52, 1958
 Harlan Meyer..... 1946-48
 Kyle Meyer..... 1988
 Mike Meyer 1982-85
 John Meyers 1986-88
 Tom Meyer 1972-75
 Dave Mickelsen 1993-94
 Devin Mickens 2001-03
 Lawrence Middaugh 1936
 Bill Milfelt..... 1968-71
 James Millar..... 1951-54

Mike Millard..... 1970-73
 Colin Miller..... 1995-98
 David Miller 1985-86
 Dustin Miller..... 1999-01
 Elton Miller..... 1912-14
 Ebert Miller..... 1940-42
 Frank Miller 1946
 Glenn Miller 1962-64
 Jerome Miller 2006-09
 Jim Miller 1941-43
 Jim Miller 1970
 John Miller 1912-13
 Keenan Miller..... 2001-05
 Keith Miller..... 1936
 Kelly Miller..... 1914-15
 R.J. Miller..... 2006-09
 Ron Miller 1966-69
 Stan Miller 1971
 Thomas Miller 1964
 Tim Miller..... 1988
 Travis Miller..... 2009
 Larry Mills 1970
 M.B. Mills..... 1923
 Bruce Milne..... 1968
 Tom Minnick..... 1988-89
 Gary Misak 1975, 1977
 Charlie Mitchell 1940-42
 Vincent Mitchell 1983-86
 Ron Mitchum 1972-74
 Antony Modaff 1923-24
 Harold Moe 1945
 Ralph Moeller..... 1950-53
 John Moles..... 1974-77
 Moll..... 1900
 John Moll..... 1965-68
 Jason Mollard..... 1994
 Robert Montgomery..... 1943
 Leon Moody 2011
 Les Moody..... 1991-94
 Moore 1899
 Anthony Moore..... 2009-11
 Bob Moore 1933
 Don Moore..... 1949
 John Moore..... 1941-42
 John Moore..... 1996
 L.W. Moore 1907
 Michael Moore..... 1967-70
 Stanley Moore..... 1901-04
 Brad Moppins..... 1988
 Josh Morales..... 2005
 Mike Moran..... 1989-90
 Allen Morgan 1906-09
 G.N. Morgan 1925
 Gary Morgan 1973
 Jon Morgan..... 1995-97
 Charles Moriss..... 1938
 Paul Morlock..... 2008
 Dennis Morrall 1960
 Albert Morris 1964-65
 Buddy Morris..... 1949-52
 Thomas Morris..... 1917-18
 Jim Morrisey 1980
 Jay Morrison 1995
 Kenan Morrison.. 1996-97, 99-00
 Will Morrison 2008-11
 Matt Morrow 2005-08
 Michael Morroe..... 2004
 Monty Morse 1975-78
 Ryan Morse..... 2009-10

John Moscarì..... 1948-50
 Michael Moser 1962
 Clint Moss..... 2000-03
 Dean Moss 1957-60
 Mike Moss 1983-84
 Lancer Mott 1996
 Richard Mountjoy..... 1912-14
 Vladimir Mrnjavac 1996
 Brandyn Mueller 2007-10
 Brian Mueller..... 2005-10
 Tom Mueller..... 1982-85
 Stephen Mull..... 2009-11
 Raymond Mullen 1962-63
 Randy Mullinax..... 1988-89
 Steve Mullins..... 1972
 Chris Mullis..... 2005
 Kenneth Murdock..... 1956-57, 1960
 Bill Murphy..... 1967-69
 Gabe Murphy 1995
 James Murphy 1952-55
 Jeff Murphy..... 1980-83
 Joe Murphy..... 1950-51
 John Murphy..... 1910-12
 Joseph Murphy..... 1934-37
 Nathan Murphy..... 1995-98
 Scott Murphy 1997-00
 Thomas Murphy..... 1947-48
 David Murrell..... 1961-62
 Ted Muschany..... 1956-58
 Don Muse 1956
 Nicholas Mushovic..... 1941
 Rodney Myers 1971-72
 Gerald Myles..... 2002
 Frank Nachtmann..... 1907
 Alex Nagy 1986-89
 Greg Nagy 1987
 Jack Nally 1967
 Conrad Neal..... 1949-52
 William Neel 1933-34
 Earl Neil 1923
 Merl Neil..... 1923

Joe Nelson..... 1973
 Matt Nelson 2009-11
 Scotty Neuhart 1971-72
 James Nevin 1915-16
 Bob Nevins..... 1937-40
 Don Newburry..... 1987-91
 Gary Newman..... 1982
 Tim Newman..... 1978
 Eric Newsom..... 1978
 Charles Nichols..... 1906
 Tom Nichols..... 1985
 Melvin Nickel..... 1933-36
 Paul Nicks 1982
 Robert Nicodemus..... 1965-69
 Nick Nicola 1937-40
 Oscar Niedermeyer 1926-27
 Norman Niemeyer..... 1952-53
 Alex Niere 2001-02
 Terry Nifong..... 1980
 Tom Nifong..... 1980-81
 Chris Nisbet 1979-81, 1983
 Darin Nix..... 1991-94
 Kevin Nix..... 1986
 Mike Noble..... 1987-90
 Rob Noble 1988-91
 Charles Nohaavec..... 1942
 Brent Nolan..... 2005
 Jack Nolen..... 1921-22, 1924-25
 Forrest Noll..... 1953, 1955
 Jack Nomi..... 1943-45
 Casey Nordwald..... 1997-01
 Chris Norgren..... 2005-07
 Eric Norman..... 1960
 David Norris..... 1983
 Wally Northup..... 1954-57
 Jacob Nutt..... 2010-11
 Emeka Nwosu 1999-03
 Kevin Oberdick..... 1973-75
 Tom Oberle 1986-90
 Mike Obermeyer..... 1970, 1972
 Dan Obrycki..... 1979-82

ALL-TIME ROSTER



Ken Okwuonu

Bill O'Connor1977
 Tom O'Connor.....1965
 Craig O'Dear 1975-78
 Al Odom..... 1982-84
 Russ O'Donnell1991
 Shawn O'Donnell..... 1988-92
 Andrew Oertig.....1941
 Steven Oettle2010
 Wes Ogden1980
 Emmanuel Okwuonu 2000-02
 Ken Okwuonu 1998-01
 Olan1905
 Ryan O'Leary 2006-07
 David Olin.....1906
 Larry Oliver 1966-69
 David Olmstead 1983-87
 Robert Olson 1959-62
 Stephen Ombalski..... 1960-63
 J.M. O'Malley1931
 Pat O'Mealy..... 1957-61
 C.H. O'Neal1912
 Charles O'Neal1994
 Kevin O'Neal.....1995
 Richard Opiola1964
 Brian O'Reilly2000
 C.H. Orf1930
 Greg Orler..... 1982-83
 Seymour Orlofsky 1941-42
 Nick Orr 1997-99
 Glenn Osick1962
 Ray Oswald 1930-32
 Rick Otte1972
 Jeff Outlaw1990
 Chris Overton..... 1989-90
 Hank Owens1920
 Terry Owens..... 1973-76
 Tom Owens..... 1964-67
 Tyrus Owens..... 2004-05
 William Oyler..... 1917-18
 Ralph Ozorkiewicz..... 1964-66

Matt Padilla 2005-06
 Marsalis Paige2003
 Sylvano Pagano.....1945
 Don Palaski1981
 Mel Parham..... 1981-83
 Brian Paris..... 1978-81
 Mark Paris 1985-89
 Parker1894
 Parker1921
 Ray Parker, Jr..... 1956-58
 Rob Parker..... 1981
 Arlis Parkhurst..... 1920-22
 Chris Parkhurst1986
 Todd Parks..... 1986-90
 Mark Parra 2010-11
 Tim Parrish 1998
 Joe Passantino 1968-70
 Chris Patterson 1999-03
 Reggie Patterson1978
 Torey Patton 2006-08
 Zachary Paul.....2003
 Greg Paule.....1966
 Lewis Payne..... 1984-88
 Bill Peach 1971-74
 Ted Peachee1965
 Ken Pearce..... 2004-06
 Larry Peck 1971-74
 Adam Peden..... 2009-11
 Carl Pelech 1969-72
 John Pendergrass1972
 David Pendleton 1986
 Dustin Penn 1998-01
 Victor Penotti 1947-48
 George Penzel..... 1932-34
 Kevin Pepler.....1997
 Joe Pepple..... 2009-10
 Ira Perkins1942
 Frank Perri 2000-02
 Perry1911
 Dan Perry 2000-02

Eric Perry2005
 Jon Perry 1982-86
 Randy Perry1983
 Henry Peterson..... 1957-60
 Brian Peterson..... 2007-11
 Jim Peterson..... 1986, 1988-89
 Rick Petri 1973-75
 Steve Petri1972
 Joseph Petrite1941
 Arthur Petsch1918
 Al Petska 1946-48
 Bob Pettibon 1958-60
 Bobby Pettis 2009-11
 Sam Petty 1995-00
 Tom Petrus1987
 David Pfefferkorn..... 1967-68
 Herman Pfeifer.....1934
 Paul Pfeifer 1961, 1964-65
 Jim Pfeiffer 1984-88
 Herman Pfeiffer1935
 Eric Pfitzinger1988
 Kurt Pfitzinger.....1980
 Paul Phillippi.....1907
 Derrick Phillips.....1989
 Dick Phillips1966
 Jae Phillips..... 1999-03
 Jeff Phillips1980
 Mark Phillips 1985-88
 Marshall Phillips1990
 Chris Philpy2008-09
 Justin Philpy 2006-10
 Maverick Pickering1983
 Ray Pickett..... 1945-46
 Ben Pierce..... 1997-98
 Grant Pierce2010
 Ronald Pierce1963
 Thomas Pierce1941
 Tim Pierce.....2007
 Reggie Pierre 2005-06
 Aubrey Pierson2009
 Pike1900
 James Pinkstaff1953
 Bobby Piper1970
 Dennis Pirkle 1979-82
 John Pischak2009-11
 Murray Pipkin..... 1946
 Matt Pitsch 1983-84
 Sam Pitsch..... 2006-08
 Scott Pitsch2004-07
 Dale Pitt1969
 John Pitts1976
 R.N. Place 1918-19
 G.P. Player, Jr. 1923
 Neil Plummer 1931, 1933-35
 Mike Podolak.....1992
 Russ Pogue..... 1982-85
 Ken Pohlig.....1960
 Tony Polima1953
 Jason Politte 1993-95
 Joe Pollitte.....1936
 Brad Pollock.....1988
 Pomeroy.....1901
 Alger Pomeroy1937
 Courtney Porter 1993-96
 Joe Porter 1960-61
 Cedric Portis 1987-89
 Martin Portman..... 1942-43
 Scott Posadzy..... 1984-85
 Ken Potemka 1972-75

Eric Potts1972
 Mike Potts.....1992
 Clark Potzmann.....1965
 Kris Potzmann..... 1995-96
 Ivor Pounds.....1945
 Eric Poythress..... 2005-09
 Dustin Prater2008
 Bob Pressly..... 1979-82
 Jordan Preston.....2001-05
 David Price 1966-67
 Kenneth Price.....1965, 1967
 Lance Privett..... 1995-96
 Bob Proctor..... 1950-51
 Wes Prothe..... 1995-98
 Richard Prough..... 1935-37
 David Prueter..... 1977-81
 Julian Prugh..... 1900-04
 Jordan Pulou2011
 Steve Purdy..... 1998-01
 Harlan Pyle 1969-70
 Kenneth Quaranta.....1969
 Edgar Quick 1962-64
 Kevin Rackers..... 1985-87
 Mitch Rackers.....1988
 Mike Rackley1975
 Keith Radcliffe 1939-42
 Mike Rader1967
 Alex Ragoni.....1998
 Joseph Raible..... 1915-16
 N.W. Raible..... 1908, 1910
 Jerry Raines.....1985
 Carey Ramey.....1907
 Tim Ramsay.....2005
 Homer Randle..... 1940-41
 Caleb Rangel 2005-06
 Norm Rankin1943
 Steve Raper..... 1983-84
 Eddie Rascon2011
 Joe Raskaskas.....1938
 Fred Ratcliff.....1904
 Steve Rau1970
 Maurice Rausch..... 1948-49
 Andrew Ravadge 2006-07
 Estill Ravenscroft.....1937
 Charley Ray 1926-27
 Dick Rechten1951
 Craig Reed1975
 Floyd Reed 1977-79
 Tom Reed..... 1984-86
 Richard Reeg 1950-53
 Richard Reese.....1934
 Ted Reeves1945
 Robert Reichelt... 1943, 1946-48
 Ed Reichert..... 1992-96
 Reid..... 1900-01
 Russ Reimer 1985-88
 David Reinhardt1947
 Donald Renner 1974-77
 Randy Renner1981
 Aaron Reno2002
 Ron Replogle..... 1978-79
 Matt Rest..... 1984-88
 Chris Rewczuk..... 1995-97
 Harry Rex 1900-01
 Gene Reynolds 1952-53
 Ron Reynolds1987
 Jerome Rhineberger..... 1958-60
 Michael Ribauda2008
 Frank Ricchi..... 1948-49

ALL-TIME ROSTER



Jason Rice.....1993
 Bill Rich..... 1982-85
 Derek Richards..... 2007-10
 Don Richards..... 1991-93
 Mike Richards..... 1999-01
 Alfred Richardson.....1967
 Ralph Richmond.....1932
 Gene Ricker..... 1964-66
 Scott Ricks..... 2005-07
 Bob Ridley..... 1936-38
 Joe Ridpath..... 2007-11
 Bret Riegel..... 1985-89
 Bob Riegler..... 1968
 Don Riemenschneider.... 1952-53
 Charles Riggs..... 1959-63
 Kevin Riggs..... 1986-90
 Patrick Righ..... 1973
 Robert Riley..... 1964
 John Rinella..... 1980
 David Ripley..... 1965
 Don Rippe..... 1948-49
 Brandon Risner..... 1993-97
 Pat Risner..... 1988-92
 William Ritch..... 1937
 Jacob Roach..... 2005
 Bob Robbins..... 1951-52, 1955
 Ronald Roberts..... 1977
 Steve Robertson..... 1989
 David Robinson..... 1968
 F.C. Robinson..... 1923
 Josh Robinson..... 2000-04
 Quinton Robinson..... 2009, 2011
 Robert Robinson..... 2004
 Terry Robinson..... 2008-10
 Tim Robinson..... 1989
 Ben Robison..... 1998-99
 Nick Rocco..... 1996
 Scot Roche..... 1997-98
 Dale Rockwell..... 1954-56
 Josh Rodriguez..... 2005
 Gary Roebke..... 1973-76
 Wally Roehrs..... 1955-56
 Bill Roerman... 1949, 1951-53
 Dick Roerman..... 1947-50
 Rogers..... 1914
 Al Rogers..... 1945-46
 Franklin Rogers..... 1937-40
 Rod Rogers..... 1977-80
 Philip Rohart..... 1916
 Rich Roland..... 1989
 Bob Roley..... 1942-43
 Ron Rolfes..... 1983-87
 David Roller..... 1990
 Perrin Roller..... 1976-79
 Raymond Roller..... 1947
 Thomas Roller..... 1978
 Arthur Rose..... 1938-39
 Bob Rose..... 1957-58
 Kyle Rose..... 2006
 Todd Roseberry..... 1992
 Tim Rosenauer..... 1995
 Tom Rosenauer... 1975, 1977-78
 Harry Rosenberg..... 1941
 Richard Rosenkoetter..... 1963
 Pat Rosenthal..... 2002-03
 Gordon Rosner..... 1971
 Eugene Ross..... 1964-65
 Carl Roth..... 1987-89
 Don Roth..... 1953-56

Tom Roth..... 1973
 Jack Rother..... 1945-46
 Delancey Rougley..... 2011
 Jake Routh..... 1998
 James Roux..... 1936-37
 Fred Rowe..... 1968
 Steve Rowe..... 1971
 Steve Rowland..... 1965
 Ray Rucker..... 1950-52
 Kelly Rudolph..... 1977-80
 Ruhle..... 1900
 Ray Runder..... 1928-29, 1931
 Bob Ruppert..... 1950-51
 Gene Russell..... 1961
 James Russell..... 1962, 1964-65
 Paul Russell..... 1987-89
 Robert Rutherford..... 2001-05
 Aaron Rutledge..... 1997
 Nathan Rutledge..... 1997
 Ralph Ruwwe..... 1940-41
 Bobby Ryan..... 1947
 Paul Ryan..... 1982-86
 Terry Ryan..... 1975-78
 Harry Ryce..... 1957
 Keith St. Gemme..... 1986-88
 Matt Sachtleben..... 2004-07
 Ryan Sadil..... 2005-08
 Juan Salas..... 2000-02, 2005
 Charlie Sale..... 1953-54
 Chad Salli..... 1992-94
 David Samples..... 1977
 Derek Sampson..... 1999-00
 Buster Sanchez..... 1968
 Willie Sanchez..... 2003-06
 Connelly Sanders..... 1948
 Eugene Sanders..... 1922
 Jason Sanders..... 2002
 Lonnie Sanders..... 1994
 John Sandford..... 1906
 Henry Sandhaus..... 1966
 Tom Sands..... 1982
 Michael Saputo .. 2008-09, 2011
 Nick Saraniecki..... 2005
 James Sargent..... 1922
 Adam Sass..... 2002
 Matt Satterfield..... 2000-01
 David Sauer..... 1964-67
 Jacob Saxton..... 2007
 Marc Scabarozzi..... 2006-08
 A.D. Schaeffer..... 1918
 Kirk Schafer..... 1993
 Mike Schafer..... 1980-84
 John Schafferkoetter..... 1981
 Schalaberg..... 1901
 August Schaller..... 1937
 Justin Schaller..... 1994
 Tim Schamel..... 1982-84
 Bill Schanlaber..... 1956-57
 Richard Schaum..... 1941
 Larry Schiffner..... 1965
 Paul Schlingman..... 1948
 Jason Schlueter..... 2008-09
 Jerry Schlueter..... 1979-80
 Art Schmidt..... 1945-49
 Frederick Schmidt..... 1961-62
 John Schmidt..... 1910-11
 John Schmidt..... 1978
 Jonathan Schmidt..... 1988-89
 Paul Schmidt..... 1982-85

Sidney Schmidt..... 1907-08
 Stephen Schmidt..... 1980
 Joe Schnefke..... 1982-85
 Jake Schneider..... 2010-11
 Kurt Schneider..... 1999-00
 Matthew Schneider..... 2004
 Phil Schneider..... 2010
 Tom Schneider..... 2011
 Roger Schoepel..... 1949-51
 Frank Schofro..... 1943
 Leonard Scholl..... 1950
 Stephen Schollmeyer..... 2007
 Tom Schomehel..... 1966
 Bill Schooler..... 1957
 Jeff Schoonover..... 1989
 John Schrader..... 1995-97
 Richard Schrick..... 1963-64
 Conrad Schroeder..... 1958
 Gary Schroeder..... 1979
 Bob Schroff..... 1972
 Don Schultz..... 1945
 Art Schumacher..... 1938-40
 John Schuman..... 1912
 Mike Schupbach..... 2001-05
 Fred Schwab..... 1932-35
 Ken Schweigert..... 1967
 Matt Schwent..... 1990-93
 Wilbur Scofield..... 1928-30
 Don Scoggins..... 1959
 Jerry Scoggins..... 1960-61
 Brad Scott..... 1972-75
 Corey Scott..... 1994
 Edwin Scott..... 2009-11
 Jim Scott..... 2001
 Ken Scroggins..... 2003
 Ray Seabaugh..... 1942-43, 1946
 Seamon..... 1904
 Harold Seitz..... 1906
 Mabry Seneff..... 1942
 Bob Setchfield..... 1940
 William Severns..... 1978-80
 Loren Severs..... 2005-09
 Bernie Sexauer..... 1943
 Ed Sexton..... 1947-48
 Jeff Shaffer..... 1994-97
 John Shamberger..... 1982
 Larry Sharp..... 1966
 Tommy Sharp..... 1958
 William Sharp..... 1926-28
 Andrew Shearer..... 1927
 Randy Shed..... 1980-83
 Keith Sheehan..... 1948
 J. Berry Shelden..... 1977-78
 Don Shell..... 1971-73
 Marvin Shepherd..... 1977
 Homer Sherry..... 1910-11
 David Shields..... 2006-08
 Phillip Shields..... 2006-07
 Daniel Shiels..... 1977
 Larry Shiffner..... 1965-67
 James Shildmeyer..... 1952-55
 Phil Shin..... 2004-05
 Shockley..... 1901
 Chad Shockley..... 2006-10
 Jim Shortis..... 1980-81
 Chris Shore..... 1991-94
 Rick Shores..... 1977-78
 Travis Short..... 1995-96, 1998
 Roy Shourd..... 1946-49

Roy Shriver..... 1916
 R.J. Shubatt..... 2007-10
 Alvin Shwartz..... 1946-47
 Donald Sidwell..... 1958-59
 Dave Siegel..... 1978-79
 Jason Siller..... 1999-01
 Ed Simmons..... 1947-49
 Lester Simonton..... 1928
 Danny Simpson..... 1991-94
 Rich Simpson..... 1948
 Jamel Sims..... 2003-07
 Albert Sindel..... 1938
 Paul Singer..... 1954, 1957
 Andy Singleton..... 1995-99
 Giles Sinkewiz..... 1956
 Walter Sitko..... 1951
 Brian Sitton..... 1987-91
 Ed Skalka..... 1947-48
 Blake Skola..... 2000
 Andy Skoog..... 1984
 Ray Skow..... 1958-60
 Jim Slee..... 1999
 Edwin Slover..... 1918
 Ed Smart..... 1969-70
 Antwan Smith..... 2001-05
 Bill Smith..... 1992-93
 Bob Smith..... 1958-61
 Bob Smith..... 1966
 Brad Smith..... 1999-02
 Dennis Smith..... 1968-71
 Dennis Smith..... 1977-80
 Fred Smith..... 1950-53
 G.W. Smith..... 1893-94
 Greg Smith..... 1993
 Harry Smith..... 1904-06
 Herbert Smith..... 1954
 James Smith..... 2003-07
 John Smith..... 1972
 J.R. Smith..... 1990
 Keith Smith..... 1952-55
 Kenneth Smith..... 1960-63
 Kevin Smith..... 1994
 Marcus Smith..... 1991-92
 Mark Smith..... 1995-98
 Marvin Smith..... 1947
 Mason Smith..... 2008-09
 Max Smith..... 1957
 Robert Smith..... 1951
 Robert Smith..... 1964-65
 Shawn Smith..... 1985-86
 Steve Smith..... 1972-74
 Steve Smith..... 1995
 Tom Smith..... 1974
 Tyrone Smith..... 2002-03
 Walter Smith..... 1949-52
 Harold Smock..... 1941
 Paul Sneed..... 1971-72
 Richard Sneed..... 1973
 Cooper Snyder..... 1995
 Don Snyder..... 1983-87
 Brett Soendker..... 2007
 Bob Somerville..... 1968-71
 Chad Sommer..... 2002-03
 Bob Sonntag..... 1976-80
 Jack Sontag..... 1947-49
 Craig Sorensen..... 1990-94
 Joe Sousa..... 1992-93, 1995
 John Southgate..... 1899-01
 Randy Southmayd..... 1978

ALL-TIME ROSTER



Joe Spafford..... 1936-39
 Robert Sparger.....1937
 Allen Spaur.....1969
 Andre Spears.....1983
 Andy Speck.....1988
 John Spence.....1977
 Herb Spencer..... 1893-94
 Jack Spenko.....1940
 Elmer Spotti..... 1931-34
 Irvin Spotti.....1932
 Elmer Sprenkle.....1958
 F.A. Springer.....1921, 1923
 Mike Spurgeon..... 1999-01
 Brent Stafford..... 1980-81
 Geoff Stafford.....2003-07
 W.G. Stahl..... 1906-07
 Ralph Stallman 1937-38, 1946-47
 Roger Stammer.....1956
 Chad Stanley.....2007-08
 Ed Starks..... 1996-98
 J'Gai Starks..... 2009-10
 Bruce Starnes..... 1965-66
 Dan Steele.....1978
 Luther Steele..... 1946-48
 Matt Steelman.....1995
 Don Steenrod..... 1966-67
 Frank Steimke.....1937
 John Stein.....1989
 Ralph Steiner.....1928
 Harry Stella.....1935
 Bob Stephens.....1974
 Dale Stephens.....1965
 David Stephens..... 1979-82
 Jim Stephens..... 1937-39, 1946
 Kenneth Stephens.....1960
 Mike Stephens.....1961
 Reid Stephens.....2000-01
 Scott Stephens..... 1980-83
 Shawn Stephens.....2001-02
 Zack Stephenson.....1996
 J.D. Stephney.....1992
 Tommy Stevens..... 1917-19
 H.H. Swenson.....1907
 Bill Stewart..... 1951-53
 Bill Stewart.....1981
 David Stewart.....1977
 W.H. Stewart.....1950
 Rusty Still.....1974
 Kirk Stilwell..... 2006-10
 George Stock..... 1981-84
 Herb Stockton..... 1939-40
 Nate Stodghill.....2007-10
 David Stokes..... 1981-82
 Edmond Stoliker..... 1911-13
 William Stoltz..... 1964-65
 Bruce Stone..... 1970-72
 Dale Stone.....1946
 Matt Stone..... 1977-80
 Guy Storm..... 1998-01
 Andy Stormes.....1988
 Glenn Stoner.....1958
 Uros Stosic.....2003
 Leonard Stout..... 1966-69
 Jim Stover..... 1941-42
 Joe Strawhun..... 1937-40
 Adam Strein.....2005-09
 Larry Stringer.....1959
 Rip Stringer..... 1982-86
 Dave Stritzel.....1967
 Joel Stroud..... 1966-69
 Ed Stuckey..... 1979-82

John Sturm.....1929-31
 Greg Suellentrop..... 1984-88
 Paul Suellentrop..... 1978-81
 Steve Suellentrop..... 1970-73
 Joe Sueme..... 1939-40, 1942
 A.W. Suhre..... 1933-34
 Dale Sukow..... 1962-63
 Dave Sullivan..... 1979-80
 John Sullivan..... 1956-59
 Mike Sullivan.....1959
 Ralph Sullivan.....1923
 Tom Sullivan..... 1988-91
 John Summers..... 1951-54
 Kiley Summers.....2003-05
 Robert Supplee.....1981
 Robert Suren.....1947
 Sutherland.....1930
 Sutton.....1921
 Michael Svaboda.....1965
 Al Svejkosky..... 1947-48
 Joe Svejovsky.....1939
 Tim Swaller.....1994
 Steve Swanson..... 2004-06
 David Swarts.....1989
 Eddie Sweet.....1967-68
 Ray Swentak.....1946
 Mike Swinford..... 1987-91
 Kurt Syberg.....1982
 Steve Szymanski..... 1970-73
 Chad Taake..... 1999-03
 Greg Tachtrop.....2004-05
 Don Taggart..... 1992-93
 William Taggart.....1918
 Brian Talley..... 1987-88
 Darrin Talley..... 1983-87
 Bob Tappe.....1974
 Art Tapperson.....1943
 Ron Tappmeyer.....1943
 Rick Tarro.....1965
 Alexander Tatalovich.....1939
 Eli Tatalovich.....1931
 Cecil Taylor..... 1965-68
 Corey Taylor..... 2005-09
 J.F. Taylor.....1937
 Nick Taylor.....2011
 Otis Taylor..... 1936-39
 Ryan Taylor.....2008-11
 Toriano Taylor.....1992
 Warren Taylor..... 1940-41
 Francis Tayman.....1899
 Bill Teas..... 1946-48
 Harold Telthorst.....1942
 Brian Tepper..... 1976-79
 J.V. Terrill.....1923
 Austin Terry.....2011
 James Teske..... 1958, 1960-61
 Hubert Tester.....1948
 Scott Teter..... 1979-83
 Steve Teter..... 1976-80
 C.L. Tetley..... 1932-33
 Hal Tharp..... 1977-80
 Joe Thebeau.....1976
 Jack Theiss..... 1947-50
 Wes Theissen.....1988
 Fred Thodal.....1937
 W.N. Thoele.....1933
 Thomas.....1895
 Arnett Thomas..... 1993-97
 Brian Thomas.....1975
 Craig Thomas..... 1979-82
 Harold Thomas..... 1923-25

Joaquin Thomas..... 1997-98
 Jon Thomas.....1991
 Smook Thomas.....2009-11
 Tommy Thomas.....1924, 1926
 James Thomasee.....1992
 Dennis Thompson..... 1996-97
 Malcolm Thompson..1991, 1993
 Michael Thompson.....2005
 Reuben Thompson..... 1908-09
 Sean Thompson.....2005
 Whitney Thompson..... 1984-85
 Robert Thomure..... 1974-75
 Martin Thornberry.....1906
 Bruce Thornton.....1931
 Clint Thornton.....1976
 Dick Thornton..... 1929-31
 Trevor Thornton.....1999
 Gary Thurman.....1969
 Dick Thurston..... 1948-50
 Mike Tibbits..... 1969-70
 Pat Tibbits.....1975
 James Tibbs.....2002
 James Tietjens..... 1948-51
 Bryan Tilley..... 1991-95
 Chris Tillman.....1996
 Phillip Tillman..... 2004-07
 Travis Tinsley..... 2001-04
 Jim Tolle.....1950
 Pat Tolliver.....1995
 Joe Tomasek..... 2000-04
 Elmer Tomlinson..... 1928-31
 Gary Tomlinson..... 1993-96
 Shane Tomson.....1990
 Bob Tooke..... 1958-61
 Matt Tosh..... 2005-07
 Tom Touhey.....1989
 Steve Townsell..... 1975-76
 Richard Townsend.....1907
 Mit Towse.....1932
 Roy Towse..... 1931-32
 Jack Travis.....1949
 Steve Trower.....1973
 El-Amin Truss.....2010
 Jim Tschannen..... 1947-49
 Francis Tucker..... 1926-28
 Joe Tucker.....1923-24
 Jordan Tucker.....2001-05
 Marc-Alan Tucker.....2011
 Kenneth Tuckett.....1936
 Wes Tull..... 1995-98
 Mike Turay..... 1999-00
 Clayton Turner.....2003
 David Turner..... 1981-82
 Garyion Turner.....2006-07
 Jerry Turner..... 1962-63, 1965
 Tim Turner.....2001-02
 Dirac Twidwell.....1999
 Harold Twyford.....1975
 Ron Tyson..... 1986-89
 Henry Uelk.....1938
 Richard Ugola.....2000
 William Ulz..... 1948-51
 Michael Underbrink.....2008-11
 Kevin Underwood..... 1987-89
 Millard Underwood.....1956
 Glenn Usher..... 1958-61
 Donald Usselman.....1964
 Frederick Uthoff.....1918
 John Vahle..... 1933-35
 Tim Valencia..... 2006-07
 Brian Vallely.....1993-95

Jim Van Acker..... 1992-95
 Dan Van Anne.....1996
 L.F. Van Buskirk.....1947
 Dan Vance..... 1974-78
 Jon Vance.....2010-11
 Patrick Van de Wiele.....2005
 Abe Van Dyke.....2005-09
 Bob Vanecek.....1973
 Dave VanFossen..... 1948-51
 Charles Varadin.....1995-98
 Bill Varga..... 1955-57
 William Varga.....1948
 Brian Vaughn.....1997
 Kenny Vaughn.....1976-77
 Paul Vaughn.....1967-68
 Gene Veale..... 1938-41
 Ryan Veatch.....2009-11
 Mike Vehige..... 1985-88
 Art Verdi..... 1964-66
 Columbus Verdi.....1937
 James Verdi..... 1958-60
 John Verduin.....1983
 Roger Vessell..... 1976-77
 Ryan Vessell..... 2004-07
 Dan Victor.....1980
 John Viehmann.....1983
 Phillip Vierling.....1975
 James Vincent..... 1934-35
 Mark Vincent..... 1974-75
 Herman Vogel.....1915
 Jared Volkerding..... 1994-95
 Harold Volkmar.....1936-37
 Robert Volz..... 1946-47
 Gary Voorhis..... 1960-62
 Richard Voss.....1994
 John Vrooman.....1988
 F. Wachtman.....1908
 Matt Wade..... 1998-99
 Roger Wade.....1953
 Paul Wadleigh..... 1938-39
 Jim Waechter..... 1975-76
 Mark Wagner.....1977
 Scott Wagner..... 1981-82
 Jason Wagoner..... 1993-97
 Richard Waggstaff.....1910
 Eric Waier.....1976
 Sterling Wainscott..... 1994-95
 Caleb Waldbuesser.....2005
 Brian Walker..... 1974-77
 Richard Walker.....1939
 Steve Walker..... 1967-70
 Will Walker..... 1980-81
 William Walker.....1938
 Kenneth Wallace..... 1962-63
 Lloyd Wallace..... 1971-72
 Chris Wallis..... 1980-81
 Gerry Wallock.....1991-94
 Tom Walls.....1988
 Frank Walsh..... 1970-72, 1974
 Rick Walsworth..... 1994-96
 Dan Walters.....1981
 Jeff Walters..... 1977-80
 Chris Ward..... 1991-94
 Gary Ward.....1977
 J.D. Ward.....1978
 Stacey Ward..... 1989-90
 Charles Ware.....1959
 James Ware..... 1952-55
 Jerone Ware.....1993
 Terry Wargo..... 1961-62
 Bill Waring..... 1941-42

ALL-TIME ROSTER



G.R. Warner1949
 Ronaldo Warner2008
 A.J. Warren2011
 David Warren.....1976
 John Warsing.....1947
 William Warwick.. 1973-74, 1977
 Cole Wassner2011
 Jack Waters1970
 Marion Watkins1921
 Bob Watson..... 1960-61
 Rex Watson1977
 Steve Watson..... 2007-11
 Kenneth Waymon.....1990
 Ralph Weatherspoon.... 1976-79
 Cornelius Weaver.....2002
 David Weaver 1975-78
 Kellen Weaver 2006-10
 Kyran Weaver 2001-05
 Robert Webb1937
 William Webb.....1963
 Arthur Weber1936
 Eric Webster..... 2000-04
 Tim Webster.....2007
 Lee Weeden2000
 Martin Weekley 1968-71
 Jeff Wegener.....2003
 Brendon Weidner..... 2003-06
 Jerry Weiland.....1977
 George Weilmeister1941
 Don Weindel.....1992
 Bob Weinel..... 1947-50
 O. Weisberger..... 1893-94
 Bill Weismantel 1945-46
 John Weitzel 1950-51
 Paul Weitzel 1964-65
 Pete Weitzel 1951-54
 Trent Welbern 2009-10
 Harvey Welch1960
 Steve Weldon1980, 1982
 Artie Wells1975
 David Wells 1993-94
 Newton Wells 1955-58
 Dalton Welsh1959
 Rick Welsh 1979-82
 Robert Welsh..... 1960, 1962-64
 O.C. Wemhaner.....1908
 John Wendler.....1970
 Everett Wendell.....1920
 Charles Weninger 1964-67

Ed Werner1937
 Louis Werner.....1980
 Michael West1991
 Jerry Westerfield1953
 Todd Westermeyer1993
 Lawrence Wetzel.....1975
 Mark Whaley.....1987
 Jared Wheaton.....2000
 Bill Wheeler 1956-59
 Jim Wheeler 1973
 Robert Wheeler 1962-64
 Steve Whipkey1981
 Whitaker1899
 Chris White..... 1999-00
 Daudi White..... 2004-06
 Fred White 1916, 1919
 Fred White..... 1966-70
 James White 1994-97
 Jeff White.....1978
 Jim White..... 1970-73
 K.C. White 2004-05
 Louis Whitehair..... 1957-58
 Bob Whitehill..... 1943
 Dallas Whitehouse 2005-06
 Lawrence Whitlock.....1937
 Dick Whitney 1946-49
 John Whitworth 1990-92
 Michael Wicklund 2008-09
 Matt Widman 1998-99
 Mike Widman 1985-89
 Eric Wiegand 1982-86
 Paul Wiegard 1958-61
 Casey Wiener.....2009
 Chris Wigger1979
 John Wiggins.....1966
 Wilder..... 1900-04
 James Wildrick.....2005
 Ken Wiley1949
 Glenn Wilhelm 1982-85
 Gregg Wilhelm..... 1979-83
 Ralph Wilkey 1933-36
 Chris Willhoite..... 1997-00
 Ernest William 1966
 Al Williams1954
 Alden Williams..... 1947-50
 Antonio Williams.....2007
 Art Williams..... 1998-00
 Arthur Williams.....1929-32
 Bob Williams.....1952-55

Bruce Williams 1968-71
 C.J. Williams1907
 Cameron Williams 2007-11
 Chris Williams..... 1993-94
 Dave Williams..... 1967-70
 Don Williams1969
 Eric Williams..... 2009-10
 Ernie Williams..... 1967
 Jared Williams2009
 Michael Williams 1964
 Nathan Williams 2001-05
 Nick Williams 2006-10
 Rex Williams 1954-56
 Sam A. Williams2004
 Sam M. Williams 2003-04
 Tom Williams 1969-72
 Walt Williams..... 1981-82
 Dave Williamson 1961
 Robby Willis 2001-02
 Ken Wills..... 1979-81
 Bob Wilson 1950
 Brandon Wilson2003
 Frank Wilson 1903-05
 George Wilson 1915
 Gerald Wilson 1947, 1949
 Hugh Wilson 1954-57
 James Wilson 1918-20
 Jerry Wilson 1948, 1950
 Jim Wilson 1936-38
 Joe Wilson 1913-14
 Joe Wilson 1994-97
 Ken Wilson 1998-99
 Kenneth Wilson 1917
 Marc Wilson 2008-10
 Michael Wilson 2007-11
 Sean Wilson 1995
 Trent Wilson 1995
 Trever Wilson 2009
 W.J. Wilson..... 1946
 Frank Winfield 1966-69
 Richard Winkler .. 1972-73, 1975
 Joe Winters.....2006
 David Wisch 1971-73
 Mike Wise 1989-93
 Mark Wiswell 1975
 Jim Witt 1994-96
 Leslie Witt 1975, 1977
 Bill Wohlert..... 1947-50
 Mark Wojtal..... 1987-91

Eugene Wolf1941
 Kevin Wolf 1975-79
 Leonard Wolff.....1937
 Thomas Wommack 1932-35
 Robbie Woodard..... 2004-08
 Dick Woodfield 1964-65
 Neal Wood..... 1940, 1942, 1947
 Derek Woods2009
 Shelton Woods1983
 Lish Worel1906
 James Wright..... 1997-00
 Joseph Wright.....1935
 Roulin Wright1942
 Tony Wright2007
 Eddie Wrinkle1965
 Donald Wyman.....1941
 William Wyman 1901-03
 Juan Wyms.....1992
 Scott Wynn..... 1984-85
 Yarber.....1929
 Robert Yates..... 1964-65, 1968
 Jon Yedlicka1997
 Lee Yellock..... 1999-00
 Rick Yelton1973
 Charles Yocum1970
 Jim Younce 1995-98
 Chris Young.....2009
 Enoch Young 1924-27
 Jeff Young1989
 Todd Young..... 1988-91
 Travis Young1995
 Dick Younghaus1946
 John Yukich..... 1989-90
 Alan Zaborac 1966-69
 Jim Zacny..... 1985-88
 Kevin Zeigler 1980-81
 Bob Zeitzman.....1981
 John Zell1933
 Ken Zerke 1982-85
 Paul Zerke..... 1987-88
 Raymond Ziler1996
 Henry Zoller..... 1920-22
 Jack Zoller1938
 John Zoller1923
 Lawrence Zoller.....1916
 Samuel Zook 1920-22
 Russell Zung..... 1993-96
 Evan Zych 2005-06

Miners in Homecoming Games (37-43-4)

1921: Rose Poly 7, S&T 3
 1926: Arkansas Tech 30, S&T 0
 1927: Central Methodist 21, S&T 7
 1928: S&T 18, Kirksville Osteopaths 0
 1929: S&T 73, McKendree 0
 1930: S&T 67, Drury 6
 1931: S&T 27, Central Methodist 0
 1932: S&T 14, Northwest Missouri 7
 1933: S&T 13, Ottawa 0
 1934: McKendree 20, S&T 6
 1935: Missouri State 7, S&T 2
 1936: Central Missouri 20, S&T 0
 1937: S&T 6, Truman State 6
 1938: Central Arkansas 27, S&T 0
 1939: Missouri State 20, S&T 6
 1940: S&T 7, Southeast Missouri 7
 1941: Northwest Missouri 20, S&T 7
 1942: Southeast Missouri 7, S&T 6
 1946: S&T 0, Pittsburg State 0
 1947: S&T 47, Southeast Missouri 19
 1948: Missouri State 18, S&T 0

1949: S&T 30, Southeast Missouri 6
 1950: S&T 35, Missouri State 34
 1951: S&T 19, Southeast Missouri 6
 1952: Truman State 52, S&T 19
 1953: S&T 20, Central Missouri 0
 1954: S&T 19, Northwest Missouri 13
 1955: Central Missouri 25, S&T 19
 1956: S&T 27, Northwest Missouri 7
 1957: S&T 27, Emporia State 14
 1958: S&T 20, Northwest Missouri 7
 1959: S&T 32, Missouri State 8
 1960: Northwest Missouri 53, S&T 22
 1961: S&T 13, Missouri State 6
 1962: S&T 26, Northwest Missouri 12
 1963: Missouri State 42, S&T 0
 1964: Truman State 35, S&T 12
 1965: S&T 41, St. Mary's (Kan.) 0
 1966: Central Missouri 28, S&T 26
 1967: Missouri State 21, S&T 9
 1968: Central Missouri 20, S&T 16
 1969: Southeast Missouri 32, S&T 24

1970: S&T 14, Missouri State 14
 1971: S&T 21, Northwest Missouri 19
 1972: Missouri State 3, S&T 0
 1973: S&T 24, Central Missouri 14
 1974: S&T 20, Truman State 7
 1975: Truman State 26, S&T 6
 1976: Missouri State 10, S&T 9
 1977: S&T 20, Central Missouri 14
 1978: S&T 13, Southeast Missouri 6
 1979: Truman State 3, S&T 2
 1980: S&T 27, Missouri State 16
 1981: S&T 24, Northwest Missouri 3
 1982: S&T 23, Lincoln 7
 1983: S&T 15, Central Missouri 0
 1984: S&T 27, Lincoln 3
 1985: S&T 14, Central Missouri 9
 1986: Southeast Missouri 30, S&T 12
 1987: Central Missouri 20, S&T 14
 1988: S&T 31, Southwest Baptist 20
 1989: Southeast Missouri 27, S&T 7
 1990: Northwest Missouri 21, S&T 13

1991: Missouri Western 26, S&T 14
 1992: Missouri Southern 33, S&T 13
 1993: S&T 44, Southwest Baptist 8
 1994: Pittsburg State 34, S&T 0
 1995: Emporia State 45, S&T 14
 1996: Missouri Southern 25, S&T 21
 1997: Northwest Missouri 38, S&T 3
 1998: Pittsburg State 41, S&T 3
 1999: Emporia State 48, S&T 6
 2000: Washburn 34, S&T 14
 2001: Central Missouri 31, S&T 10
 2002: Missouri Western 29, S&T 9
 2003: Southwest Baptist 43, S&T 27
 2004: Washburn 42, S&T 17
 2005: Southwest Baptist 40, S&T 38
 2006: S&T 17, Southern Nazarene 14
 2007: S&T 44, Central State 28
 2008: S&T 58, Kentucky Wesleyan 7
 2009: S&T 39, Saint Francis (Ind.) 37
 2010: Northwestern Okla. 43, S&T 14
 2011: S&T 60, South Dakota Mines 6

2012 OPPONENTS



Game 1: Saturday, Sept. 1, 2012 at Rolla, Mo. (6:30 p.m.)
OKLAHOMA PANHANDLE STATE UNIVERSITY

GENERAL INFORMATION

Location: Goodwell, Okla.
 Founded: 1909
 Enrollment: 1,393
 Nickname: Aggies
 School Colors: Royal blue and crimson
 Conference: Independent
 Affiliation: NCAA Division II
 Home Facility: Carl Wooten Field
 Capacity (Surface): 2,000 (Grass)
 President: Dr. David Bryant
 Athletics Director: Jerry Olson

TEAM INFORMATION

2011 Record: 3-7
 Postseason: None
 Key Returners (Offense): WR Nick Collins, RB Justice Patterson,
 OL Rantz Traylor
 Key Returners (Defense): DB Keidrick Brewster, LB Chase Boyer,
 DL J.T. Smith

COACHING STAFF

Head Coach: Russell Gaskamp
 Alma Mater: Texas, 1999
 Record at OPSU: 0-0 (First year)
 Overall Record: 0-0 (First year)
 Office Phone: (580) 349-1332
 Assistant Coaches: Scott Rice, Jesse Thompson, Skylar Watson

SPORTS INFORMATION

Football Contact: Laura Nelson
 Office: (580) 349-1354
 Email: lola@opsu.edu
 Fax: (580) 349-1345
 Web: www.opsu.edu/athletics

SERIES INFORMATION

Overall: Missouri S&T leads 1-0
 Current win streak: Missouri S&T, 1
 at Rolla: 0-0
 at Goodwell: Missouri S&T, 1-0
 Last Meeting: Sept. 3, 2012: S&T 34, OPSU 23 (at OPSU)



Head Coach
 Russell Gaskamp



Linebacker
 Chase Boyer

2012 SCHEDULE

Sept. 1 @Missouri S&T 6:30 p.m.
 Sept. 8 Lindenwood-Belleville 7 p.m.
 Sept. 15 @Cole 7 p.m.
 Sept. 29 McMurry 2 p.m.
 Oct. 6 @Texas College 2 p.m.
 Oct. 13 @Bacone 2 p.m.
 Oct. 20 @Northwestern Oklahoma State 2 p.m.
 Oct. 27 SW Assemblies of God 1 p.m.
 Nov. 3 Wayland Baptist 2 p.m.
 Nov. 10 Langston 2 p.m.
 (All times Central)

2011 RESULTS

Sept. 3 Missouri S&T L, 23-34
 Sept. 10 @New Mexico Highlands L, 14-60
 Sept. 17 Eastern New Mexico L, 19-28
 Sept. 24 @Northeastern State L, 7-52
 Oct. 8 @Langston L, 23-41
 Oct. 15 Texas College W, 30-0
 Oct. 22 @SW Assemblies of God W, 38-22
 Oct. 29 Southern Nazarene L, 7-28
 Nov. 5 Northwestern Oklahoma State W, 41-35
 Nov. 12 @Bacone L, 20-30

RETURNING STAT LEADERS

Rushing	Att	Yards	Avg.	TD	
Justice Patterson	41	317	7.7	4	
Passing	Comp	Att	Int	Yards	TD
Brendan Crawford	21	54	4	286	1
Receiving	No.	Yards	Avg.	TD	
Justice Patterson	32	263	8.2	5	
Defense	UT	AT	TT	Int	TFL
Chase Boyer	25	17	42	0	5



2012 OPPONENTS

Game 2: Thursday, Sept. 6, 2012 at Russellville, Ark. (7 p.m.)

ARKANSAS TECH UNIVERSITY



GENERAL INFORMATION

Location: Russellville, Ark.
 Founded: 1909
 Enrollment: 10,464
 Nickname: Wonder Boys
 School Colors: Green and gold
 Conference: Great American Conference
 Affiliation: NCAA Division II
 Home Facility: Thone Stadium/Buerkle Field
 Capacity (Surface): 6,500 (Artificial)
 President: Dr. Robert C. Brown
 Athletics Director: Steve Mullins

TEAM INFORMATION

2011 Record: 2-8, 1-4 GAC
 Postseason: None
 Key Returners (Offense): QB Preston Conder, WR Darrell Freeman, OL, Tyler Kell
 Key Returners (Defense): DL Roland Dampeer, DB Wesley McKinney, LB Codey Zickefoose

COACHING STAFF

Head Coach: Steve Mullins
 Alma Mater: Arkansas-Monticello, 1980
 Record at ATU: 91-69 (15 years)
 Overall Record: 91-69 (15 years)
 Office Phone: (479) 968-0245
 Assistant Coaches: Jo Nixon, Dean Norworthy, Les Boyum, Matt Kitchens, Clint Reed, Kyle Shipp

SPORTS INFORMATION

Football Contact: Ben Greenberg
 Office: (479) 968-0645
 Cell: (479) 970-3919
 Email: bgreenberg@atu.edu
 Fax: (479) 964-0829
 Web: athletics.atu.edu

SERIES INFORMATION

Overall: Arkansas Tech leads 5-0
 Current win streak: Arkansas Tech, 5
 at Rolla: Arkansas Tech, 4-0
 at Russellville: Arkansas Tech, 1-0
 Last Meeting: Sept. 29, 1934, ATU 6, S&T 0 (at S&T)



Head Coach
Steve Mullins



Defensive Lineman
Roland Dampeer

2012 SCHEDULE

Sept. 1	Bacone	6 p.m.
Sept. 6	Missouri S&T	7 p.m.
Sept. 15	Henderson State	6 p.m.
Sept. 22	@Ouachita Baptist	7 p.m.
Sept. 29	Northwestern Oklahoma State.....	6 p.m.
Oct. 6	Southeastern Oklahoma State.....	6 p.m.
Oct. 13	@Southwestern Oklahoma State.....	2 p.m.
Oct. 20	@Arkansas-Monticello	2 p.m.
Oct. 27	@Harding.....	2 p.m.
Nov. 3	East Central	2 p.m.
Nov. 10	@Southern Arkansas	2 p.m.

(All times Central)

2011 RESULTS

Sept. 3	@Arkansas-Monticello	L, 31-38
Sept. 10	@Southwest Baptist.....	W, 31-20
Sept. 17	Delta State.....	L, 32-47
Sept. 24	West Alabama	L, 12-17
Oct. 1	@ Central Missouri.....	L, 16-42
Oct. 8	North Alabama	L, 10-44
Oct. 15	@Southern Arkansas	L, 17-49
Oct. 22	Southeastern Oklahoma State.....	W, 28-16
Oct. 29	East Central	L, 16-31
Nov. 5	@Southwestern Oklahoma State.....	L, 20-23

RETURNING STAT LEADERS

Rushing	Att	Yards	Avg.	TD	
Casey Henderson	81	380	4.7	4	
Passing	Comp	Att	Int	Yards	TD
Preston Conder	111	212	11	1430	12
Receiving	No.	Yards	Avg.	TD	
Darrell Freeman	13	188	14.5	1	
Defense	UT	AT	TT	Int	TFL
Wesley McKinney	32	23	55	0	6



2012 OPPONENTS



Game 3: Saturday, Sept. 15, 2012 at Lebanon, Ill. (6 p.m.)

McKENDREE UNIVERSITY

GENERAL INFORMATION

Location: Lebanon, Ill.
 Founded: 1828
 Enrollment: 3,000
 Nickname: Bearcats
 School Colors: Purple and white
 Conference: Great Lakes Valley Conference
 Affiliation: NCAA Division II
 Home Facility: Leemon Field
 Capacity (Surface): 2,000 (GameDay Turf)
 President: Dr. James Dennis
 Athletics Director: Chuck Brueggemann

TEAM INFORMATION

2011 Record: 2-8
 Postseason: None
 Key Returners (Offense): QB David Bergschneider, TB Stephen Wallace, OL, Ayoola Oyetunji
 Key Returners (Defense): DL Sherrod Stancil, DB Tirell Anderson, DB Jamison Wilson

COACHING STAFF

Head Coach: Carl Poelker
 Alma Mater: Millikin, 1968
 Record at McK: 114-54 (16 years)
 Overall Record: 202-93-1 (30 years)
 Office Phone: (618) 537-6446
 Assistant Coaches: Trent Poelker, Michael Harrison, Tom Jensen, Jim Falconio, Tony Falconio, Jim Monken, Pat Baker, Jason Burianek, Mike O'Boyle, Jordan Fark, Tim Poelker, Chuck Budde

SPORTS INFORMATION

Football Contact: Scott Cummings
 Office: (618) 537-6879
 Cell: (618) 301-8993
 Email: secummin@mckendree.edu
 Fax: (618) 537-6876
 Web: www.mckbearcats.com

SERIES INFORMATION

Overall: Missouri S&T leads 8-1
 Current win streak: Missouri S&T, 2
 at Rolla: Missouri S&T, 8-1
 at Lebanon: 0-0
 Last Meeting: Oct. 3, 1936: S&T 27, McK 0 (at S&T)



Head Coach
Carl Poelker



Defensive Lineman
Sherrod Stancil

2012 SCHEDULE

Sept. 1	@Tiffin	12:30 p.m.
Sept. 8	Henderson State	1:30 p.m.
Sept. 15	Missouri S&T	6 p.m.
Sept. 22	@Indianapolis	5 p.m.
Sept. 29	@Kentucky Wesleyan	6 p.m.
Oct. 6	William Jewell	1:30 p.m.
Oct. 13	@Quincy	1 p.m.
Oct. 20	@Urbana	12 p.m.
Nov. 3	Central State	1:30 p.m.
Nov. 10	Saint Joseph's	1:30 p.m.

(All times Central)

2011 RESULTS

Sept. 10	Malone	L, 27-30
Sept. 17	@Saint Francis (Ind.)	L, 7-33
Sept. 24	@William Penn	L, 0-21
Oct. 1	Truman State	L, 10-25
Oct. 8	@Saint Ambrose	L, 7-28
Oct. 15	@Grand View	L, 0-14
Oct. 22	Trinity International	W, 24-9
Nov. 5	@Henderson State	L, 10-16
Nov. 12	@Olivet Nazarene	L, 13-17
Nov. 19	Quincy	W, 44-20

RETURNING STAT LEADERS

Rushing	Att	Yards	Avg.	TD	
Stephen Wallace	53	175	3.3	1	
Passing	Comp	Att	Int	Yards	TD
David Bergschneider	34	79	3	341	2
Receiving	No.	Yards	Avg.	TD	
Stephen Wallace	17	101	5.9	0	
Defense	UT	AT	TT	Int	TFL
Jamison Wilson	37	16	53	1	1



2012 OPPONENTS

Game 4: Saturday, Sept. 22, 2012 at Owensboro, Ky. (6:30 p.m.)

KENTUCKY WESLEYAN COLLEGE



GENERAL INFORMATION

Location: Owensboro, Ky.
 Founded: 1866
 Enrollment: 802
 Nickname: Panthers
 School Colors: Purple and White
 Conference: Great Lakes Valley Conference
 Affiliation: NCAA Division II
 Home Facility: Steele Stadium
 Capacity (Surface): 3,000 (Field Turf)
 President: Craig Turner
 Athletics Director: Dave Williams

TEAM INFORMATION

2011 Record: 1-10
 Postseason: None
 Key Returners (Offense): QB Will Barnes, OL Wayne Helm, WR Shawn Mooney
 Key Returners (Defense): DE Justin Blosser, DE Dale Mitchell, LB Matt Smith

COACHING STAFF

Head Coach: Brent Holdsclaw
 Alma Mater: Kentucky Wesleyan, 1993
 Record at KWC: 18-56 (9 years)
 Overall Record: Same
 Office Phone: (270) 852-3350
 Assistant Coaches: Jody Ashby, Greg Brown, J.R. Bryant, Brian Ware, Will Heineman

SPORTS INFORMATION

Football Contact: Roy Pickerill
 Office: (270) 852-3347
 Cell: (270) 316-8838
 Email: pickerill@kwc.edu
 Fax: (270) 852-3356
 Web: www.kwcpanters.com

SERIES INFORMATION

Overall: Missouri S&T leads 8-0
 Current win streak: Missouri S&T, 8
 at Owensboro: Missouri S&T, 4-0
 at Rolla: Missouri S&T, 4-0
 Last Meeting: Oct. 15, 2011, S&T 52, KWC 28 (at KWC)



Head Coach
Brent Holdsclaw



Wide Receiver
Shawn Mooney

2012 SCHEDULE

Aug. 30	Walsh.....	6 p.m.
Sept. 8	@Kentucky State.....	6 p.m.
Sept. 15	@William Jewell.....	1 p.m.
Sept. 22	@Missouri S&T.....	6:30 p.m.
Sept. 29	McKendree.....	6 p.m.
Oct. 6	Urbana.....	6 p.m.
Oct. 13	Lindenwood-Belleville.....	1 p.m.
Oct. 20	Indianapolis.....	1 p.m.
Oct. 27	Saint Joseph's.....	TBA
Nov. 3	@Quincy.....	1 p.m.
Nov. 10	@Central State.....	12:30 p.m.

(All times Central)

2011 RESULTS

Sept. 1	@Indianapolis.....	L, 0-41
Sept. 10	@Pikeville.....	L, 17-24
Sept. 17	Siena Heights.....	L, 26-28
Sept. 24	Kentucky State.....	L, 7-23
Oct. 1	@Liberty.....	L, 0-57
Oct. 8	Urbana.....	L, 9-45
Oct. 15	Missouri S&T.....	L, 28-52
Oct. 22	@Saint Joseph's.....	L, 21-31
Oct. 29	Central State.....	L, 0-36
Nov. 5	@Notre Dame (Ohio).....	W, 38-13
Nov. 12	William Jewell.....	L, 12-17

RETURNING STAT LEADERS

Rushing	Att	Yards	Avg.	TD	
Jeff Ward	60	346	5.8	0	
Passing	Comp	Att	Int	Yards	TD
Will Barnes	19	49	1	271	1
Receiving	No.	Yards	Avg.	TD	
Shawn Mooney	54	560	10.4	5	
Defense	UT	AT	TT	Int	TFL
Matt Smith	38	44	82	0	4.5



2012 OPPONENTS



Game 5: Saturday, Sept. 29, 2012 at Rolla, Mo. (6:30 p.m.)

UNIVERSITY OF INDIANAPOLIS

GENERAL INFORMATION

Location: Indianapolis, Ind.
 Founded: 1902
 Enrollment: 5,345
 Nickname: Greyhounds
 School Colors: Crimson and gray
 Conference: Great Lakes Valley Conference
 Affiliation: NCAA Division II
 Home Facility: Key Stadium
 Capacity (Surface): 5,500 (SprinTurf)
 President: Dr. Beverley J. Pitts
 Athletics Director: Dr. Sue Willey

TEAM INFORMATION

2011 Records: 7-4, 6-4 Great Lakes Intercollegiate Athletic Conf.
 Postseason: None
 Key Returners (Offense): QB Chris Mills, WR Mar'Quone Edmonds, OL Joe Britner
 Key Returners (Defense): LB Max Davis, DL Jovane Jordan

COACHING STAFF

Head Coach: Bob Bartolomeo
 Alma Mater: Butler, 1977
 Record at UIndy: 13-9 (2 years)
 Overall Record: 27-16-1 (4 years)
 Office Phone: (317) 788-3556
 Assistant Coaches: Chris Keevers, Todd Carter, Kenny Ray Augustus, Casey Gillin, Kevin Lynch, Brad Otterbein, Kyle Mossbrucken, Ryan Somsy, Kent Kinkade

SPORTS INFORMATION

Football Contact: Ryan Thorpe
 Office: (317) 788-3494
 Cell: (317) 446-9460
 Email: thorper@uindy.edu
 Fax: (317) 788-3472
 Web: athletics.uindy.edu

SERIES INFORMATION

Overall: First meeting



Head Coach
Bob Bartolomeo



Quarterback
Chris Mills

2012 SCHEDULE

Aug. 30	@Ashland.....	6 p.m.
Sept. 8	@Western Illinois.....	3 p.m.
Sept. 15	@Quincy.....	6 p.m.
Sept. 22	McKendree.....	5 p.m.
Sept. 29	@Missouri S&T	6:30 p.m.
Oct. 6	Saint Joseph's.....	5 p.m.
Oct. 13	Central State.....	5 p.m.
Oct. 20	@Kentucky Wesleyan	1 p.m.
Oct. 27	William Jewell	5 p.m.
Nov. 3	Delta State.....	5 p.m.
Nov. 10	@Urbana	11 a.m.

(All times Central)

2011 RESULTS

Sept. 1	Kentucky Wesleyan.....	W, 41-0
Sept. 10	@Ashland.....	L, 36-39 (OT)
Sept. 17	Grand Valley State	W, 34-33
Sept. 24	@Michigan Tech	L, 16-28
Oct. 1	Findlay	W, 45-28
Oct. 8	@Northwood.....	W, 38-7
Oct. 15	Saginaw Valley State.....	W, 29-20
Oct. 22	Northern Michigan	W, 38-31
Oct. 29	@Ferris State.....	W, 24-17
Nov. 5	Wayne State (Mich.).....	L, 19-28
Nov. 12	@Ohio Dominican	L, 26-38

RETURNING STAT LEADERS

Rushing	Att	Yards	Avg.	TD	
Klay Fiechter	147	664	4.5	5	
Passing	Comp	Att	Int	Yards	TD
Chris Mills	243	381	5	2980	29
Receiving	No.	Yards	Avg.	TD	
Mar'Quone Edmonds	76	965	12.7	14	
Defense	UT	AT	TT	Int	TFL
Max Davis	53	49	102	0	5



2012 OPPONENTS

Game 6: Saturday, Oct. 6, 2012 at Wilberforce, Ohio (12:30 p.m., CDT)

CENTRAL STATE UNIVERSITY



GENERAL INFORMATION

Location: Wilberforce, Ohio
 Founded: 1887
 Enrollment: 2,171
 Nickname: Marauders
 School Colors: Maroon and gold
 Conference: Great Lakes Valley Conference (Football only)
 Affiliation: NCAA Division II
 Home Facility: McPherson Stadium
 Capacity (Surface): 4,500 (Grass)
 President: John W. Garland
 Athletics Director: Jahan Culbreath

TEAM INFORMATION

2011 Record: 1-10
 Postseason: None
 Key Returners (Offense): OL Jordan Brown, WR Steven Heard,
 OL Kyle Jackson
 Key Returners (Defense): DL Marshall Donald, DL Jonathan Jones,
 LB Robert Martin

COACHING STAFF

Head Coach: E.J. Junior
 Alma Mater: Alabama, 1981
 Record at CSU: 3-29 (3 years)
 Overall Record: Same
 Office Phone: (937) 376-6008
 Assistant Coaches: Ben Coates, Darrel Suber, Al West, Dejuan Pratt
 Sr., Devrance Fisher, Doug Chavis, Damon Campbell, Lawrence
 Samuels, Joshua Bauman, Chad Eaton.

SPORTS INFORMATION

Football Contact: Ed Chamness
 Office: (937) 470-4276
 Email: echamness@wor.rr.com
 Fax: (937) 376-6291
 Web: www.maraudersports.com

SERIES INFORMATION

Overall: Series tied 1-1
 Current win streak: CSU, 1
 at Rolla: Missouri S&T, 1-0
 at Wilberforce: CSU, 1-0
 Last Meeting: Oct. 25, 2008, CSU 29, S&T 28 (at CSU)



Head Coach
E.J. Junior



Offensive Lineman
Jordan Brown

2012 SCHEDULE

Sept. 2	Stillman (at Dayton).....	4 p.m.
Sept. 8	at Northern Iowa.....	3 p.m.
Sept. 15	Urbana.....	12:30 p.m.
Sept. 22	@Saint Joseph's.....	12 p.m.
Sept. 29	@William Jewell.....	1 p.m.
Oct. 6	Missouri S&T.....	12:30 p.m.
Oct. 13	at Indianapolis.....	5 p.m.
Oct. 27	Quincy.....	12:30 p.m.
Nov. 3	at McKendree.....	1:30 p.m.
Nov. 10	Kentucky Wesleyan.....	12:30 p.m.

(All times Central)

2011 RESULTS

Sept. 4	Kentucky State (at Dayton).....	L, 21-39
Sept. 10	Noth Carolina Central (Cleveland).....	L, 3-42
Sept. 17	@West Alabama.....	L, 7-45
Sept. 24	Dayton.....	L, 7-17
Oct. 1	@Notre Dame (Ohio).....	L, 16-34
Oct. 8	North Greenville.....	L, 20-49
Oct. 15	Southwest Baptist.....	L, 13-30
Oct. 22	@Texas Southern.....	L, 11-42
Oct. 29	@Kentucky Wesleyan.....	W, 36-0
Nov. 5	@Austin Peay.....	L, 0-40
Nov. 12	@Saint Francis (Ind.).....	L, 20-59

RETURNING STAT LEADERS

Rushing	Att	Yards	Avg.	TD	
Michael Wilson	88	337	3.8	1	
Passing	Comp	Att	Int	Yards	TD
Michael Wilson	20	45	2	213	1
Receiving	No.	Yards	Avg.	TD	
Steven Heard	30	447	14.9	3	
Defense	UT	AT	TT	Int	TFL
Robert Martin	62	41	103	0	16



2012 OPPONENTS



Game 7: Saturday, Oct. 13, 2012 at Rolla, Mo. (1 p.m.)

WILLIAM JEWELL COLLEGE

GENERAL INFORMATION

Location: Liberty, Mo.
 Founded: 1849
 Enrollment: 1,100
 Nickname: Cardinals
 School Colors: Red and Black
 Conference: Great Lakes Valley Conference
 Affiliation: NCAA Division II
 Home Facility: Greene Stadium
 Capacity (Surface): 7,000 (Sprint Turf)
 President: Dr. David Sallee
 Athletics Director: Dr. Darlene Bailey

TEAM INFORMATION

2011 Record: 4-6
 Postseason: None
 Key Returners (Offense): QB Sean Shelton, RB Glen Whitney, WR Jon Molzen, OL Scot Tipton
 Key Returners (Defense): DL Tyler Bullis, DB Jack Bissonette, LB Eric Jackson

COACHING STAFF

Head Coach: Jerod Kruse
 Alma Mater: Emporia State, 2000
 Record at WJC: 4-6 (1 year)
 Overall Record: Same
 Office Phone: (816) 781-7000
 Assistant Coaches: Shawn Weigel, Ryan Majors, Scott O'Dell, Matt Trowbridge, Marc Webel, Trent Figg, Larry Chapman, Travis Foerschler, Josh Buford, Taylor Gallagher, Jake Lynch, Jeremy Morehouse

SPORTS INFORMATION

Football Contact: Paul Worstell
 Office: (816) 415-5959
 Cell: (816) 536-3559
 Email: worstellp@william.jewell.edu
 Fax: (816) 415-5029
 Web: www.jewell.edu

SERIES INFORMATION

Overall: Series tied 2-2-1
 Current win streak: Missouri S&T, 1
 at Rolla: Tied, 1-1-1
 at Liberty: Tied 1-1
 Last Meeting: Oct. 22, 2011, S&T 28, WJC 26 (at S&T)



Head Coach
Jerod Kruse



Quarterback
Sean Shelton

2012 SCHEDULE

Sept. 1 @Colorado School of Mines..... 2 p.m.
 Sept. 8 @Missouri Western..... 6 p.m.
 Sept. 15 Kentucky Wesleyan..... 1 p.m.
 Sept. 22 @South Dakota School of Mines..... 6 p.m.
 Sept. 29 Central State..... 1 p.m.
 Oct. 6 @McKendree 1:30 p.m.
 Oct. 13 @Missouri S&T 1 p.m.
 Oct. 20 Saint Joseph's..... 1 p.m.
 Oct. 27 @Indianapolis 5 p.m.
 Nov. 3 @Urbana 11 a.m.
 Nov. 10 Quincy 1 p.m.
 (All times Central)

2011 RESULTS

Aug. 27 SterlingW, 33-6
 Sept. 3 Colorado School of Mines L, 0-33
 Sept. 17 Urbana..... L, 6-24
 Sept. 24 @Pittsburg State L, 7-49
 Oct. 1 @Sioux FallsL, 10-35
 Oct. 8 Southwest Baptist L, 0-35
 Oct. 22 @Missouri S&TL, 26-28
 Oct. 29 @Saint Joseph'sW, 19-8
 Nov. 5 Culver-Stockton..... W, 52-24
 Nov. 12 @Kentucky Wesleyan W, 17-12

RETURNING STAT LEADERS

Rushing	Att	Yards	Avg.	TD	
Sean Shelton	124	420	3.4	4	
Passing	Comp	Att	Int	Yards	TD
Sean Shelton	181	325	15	1727	10
Receiving	No.	Yards	Avg.	TD	
Jon Molzen	49	565	11.5	5	
Defense	UT	AT	TT	Int	TFL
Jack Bissonette	27	13	40	1	0



2012 OPPONENTS

Game 8: Saturday, Oct. 20, 2012 at Quincy, Ill. (12 p.m.)

QUINCY UNIVERSITY



GENERAL INFORMATION

Location: Quincy, Ill.
 Founded: 1860
 Enrollment: 1,250
 Nickname: Hawks
 School Colors: Brown, white and gold
 Conference: Great Lakes Valley Conference
 Affiliation: NCAA Division II
 Home Facility: Flinn Stadium
 Capacity (Surface): 4,000 (FieldTurf)
 President: Dr. Robert Gervasi
 Athletics Director: Marty Bell

TEAM INFORMATION

2011 Record: 4-6
 Postseason: None
 Key Returners (Offense): WR Justin Dickens, OL Bryan Gibbons, TE Nick Malinowski
 Key Returners (Defense): LB Dan Camp, DL Cory Connolly, CB Jeffrey Daverne

COACHING STAFF

Head Coach: Tom Pajic
 Alma Mater: Bloomsburg, 1991
 Record at QU: First year
 Overall Record: Same
 Office Phone: (217) 228-5578
 Assistant Coaches: Atiba Bradley, Gary Bass, Jason Killday, Joe Bettasso, James DuPage, Sean Kelly, Chris Katzmark

SPORTS INFORMATION

Football Contact: Brendan Bittner
 Office: (217) 228-5432 ext. 3518
 Cell: (440) 983-1757
 Email: bittnbr@quincy.edu
 Fax: (217) 228-5034
 Web: hawks.quincy.edu

SERIES INFORMATION

Overall: Missouri S&T leads 3-2
 Current win streak: Missouri S&T, 1
 at Rolla: Missouri S&T, 2-1
 at Quincy, Tied 1-1
 Last Meeting: Sept. 1, 2001, S&T 45, QU 12



Head Coach
Tom Pajic



Defensive Lineman
Cory Connolly

2012 SCHEDULE

Aug. 31 @Northwood..... 6 p.m.
 Sept. 8 @Indiana State..... 1:05 p.m.
 Sept. 15 Indianapolis..... 6 p.m.
 Sept. 22 @Urbana 11 a.m.
 Sept. 29 @Saint Joseph's 12 p.m.
 Oct. 6 Saint Ambrose 7 p.m.
 Oct. 13 McKendree..... 1 p.m.
 Oct. 20 Missouri S&T..... 12 p.m.
 Oct. 27 @Central State 12:30 p.m.
 Nov. 3 Kentucky Wesleyan 1 p.m.
 Nov. 10 @William Jewell..... 1 p.m.
 (All times Central)

2011 RESULTS

Sept. 3 Iowa Wesleyan W, 14-12
 Sept. 10 @Marian L, 0-52
 Sept. 17 Concordia W, 55-7
 Oct. 1 @Taylor L, 17-41
 Oct. 8 @Haskell..... W, 34-3
 Oct. 15 @Saint Xavier..... L, 14-48
 Oct. 29 Saint Francis (Ind.) L, 7-34
 Nov. 5 @Malone W, 38-25
 Nov. 12 Walsh..... L, 20-27
 Nov. 19 @McKendree L, 20-44

RETURNING STAT LEADERS

Rushing	Att	Yards	Avg.	TD	
James Chmelik	38	213	5.1	1	
Passing	Comp	Att	Int	Yards	TD
James Chmelik	33	83	4	360	1
Receiving	No.	Yards	Avg.	TD	
Timothy Gower	33	245	7.4	2	
Defense	UT	AT	TT	Int	TFL
Dan Camp	48	27	75	1	16.5



2012 OPPONENTS



Game 9: Saturday, Oct. 27, 2012 at Rolla, Mo. (1 p.m.)

URBANA UNIVERSITY

GENERAL INFORMATION

Location: Urbana, Ohio
 Founded: 1850
 Enrollment: 1,505
 Nickname: Blue Knights
 School Colors: Royal blue and white
 Conference: Great Lakes Valley Conference (Football only)
 Affiliation: NCAA Division II
 Home Facility: Urbana University Stadium
 Capacity (Surface): 3,000 (FieldTurf)
 President: Dr. Stephen B. Jones
 Athletics Director: Doug Young

TEAM INFORMATION

2011 Record: 8-3
 Postseason: None
 Key Returners (Offense): QB D.J. Mendenhall, WR Joe Webb, OL Ethan Oakley
 Key Returners (Defense): DL Perry Jenkins, LB Drew Underwood, DB David McComas

COACHING STAFF

Head Coach: David Taynor
 Alma Mater: Urbana, 1999
 Record at UU: 20-24 (4 years)
 Overall Record: Same
 Office Phone: (937) 484-1292
 Assistant Coaches: Matt Handzo, John Shingler, Trevor Zeiders, Rod Wilson, Bill Nickell

SPORTS INFORMATION

Football Contact: Chris Anders
 Office: (937) 484-1290
 Email: canders@urbana.edu
 Fax: (937) 484-1389
 Press Box: (937) 652-6847
 Web: sports.urbana.edu

SERIES INFORMATION

Overall: Urbana leads 2-0
 Current win streak: Urbana, 1
 at Rolla: Urbana, 1-0
 at Urbana: Urbana, 1-0
 Last Meeting: Oct. 29, 2011, UU 42, S&T 7 (at UU)



Head Coach
Dave Taynor



Quarterback
D.J. Mendenhall

2012 SCHEDULE

Sept. 1	Tusculum	11 a.m.
Sept. 8	Seton Hill	11 a.m.
Sept. 15	@Central State	12:30 p.m.
Sept. 22	Quincy	11 a.m.
Sept. 29	@West Virginia Wesleyan	12 p.m.
Oct. 6	@Kentucky Wesleyan	1 p.m.
Oct. 13	@Saint Joseph's	12 p.m.
Oct. 20	McKendree.....	11 a.m.
Oct. 27	@Missouri S&T	1 p.m.
Nov. 3	William Jewell	11 a.m.
Nov. 10	Indianapolis	11 a.m.

(All times Central)

2011 RESULTS

Sept. 3	@Wayne State (Mich.).....	L, 24-69
Sept. 10	@Charleston	W, 31-17
Sept. 17	@William Jewell.....	W, 24-6
Sept. 24	Walsh.....	L, 20-22
Oct. 1	@Southwest Baptist.....	L, 12-28
Oct. 8	@Kentucky Wesleyan	W, 45-9
Oct. 15	Saint Joseph's.....	W, 42-0
Oct. 22	Notre Dame (Ohio).....	W, 49-16
Oct. 29	Missouri S&T	W, 42-7
Nov. 5	@Seton Hill.....	W, 40-21
Nov. 12	Lincoln (Mo.).....	W, 69-14

RETURNING STAT LEADERS

Rushing	Att	Yards	Avg.	TD	
D.J. Mendenhall	159	757	4.8	13	
Passing	Comp	Att	Int	Yards	TD
D.J. Mendenhall	151	235	8	2091	19
Receiving	No.	Yards	Avg.	TD	
Joe Webb	31	778	25.1	8	
Defense	UT	AT	TT	Int	TFL
Drew Underwood	29	33	62	4	5.5



2012 OPPONENTS

Game 10: Saturday, Nov. 3, 2012 at Rensselaer, Ind. (12 p.m.)

SAINT JOSEPH'S COLLEGE



GENERAL INFORMATION

Location: Rensselaer, Ind.
 Founded: 1889
 Enrollment: 1,041
 Nickname: Pumas
 School Colors: Cardinal and purple
 Conference: Great Lakes Valley Conference
 Affiliation: NCAA Division II
 Home Facility: Alumni Stadium
 Capacity (Surface): 4,000 (Grass)
 President: Dr. F. Dennis Riegelnegg
 Athletics Director: Bill Massoels

TEAM INFORMATION

2011 Record: 2-8
 Postseason: None
 Key Returners (Offense): QB Billy VandeMerkt, WR Julian Walker, OL Ryan Laubauskas
 Key Returners (Defense): LB Cody Sprayberry, CB Kevin Isom, CB Chris Edgerton

COACHING STAFF

Head Coach: Cory Sanders
 Alma Mater: Saint Joseph's, 2007
 Record at SJC: 2-8 (1 year)
 Overall Record: Same
 Office Phone: (219) 866-6132
 Assistant Coaches: Michael LaFleur, David Denham, Ryan Aiello, Daniel Day, Jason Phillips

SPORTS INFORMATION

Football Contact: Ken Badylak
 Office: (219) 866-6141
 Cell: (219) 863-2457
 Email: kbadylak@saintjoe.edu
 Fax: (219) 866-6280
 Web: www.saintjoe.edu/athletics

SERIES INFORMATION

Overall: Saint Joseph's leads 4-3
 Current win streak: Missouri S&T, 2
 at Rolla: Series tied 2-2
 at Rensselaer: Saint Joseph's, 2-1
 Last Meeting: Nov. 5, 2011, S&T 45, SJC 24 (at S&T)



Head Coach
Cory Sanders



Linebacker
Cody Sprayberry

2012 SCHEDULE

Aug. 30	@Valparaiso	7 p.m.
Sept. 6	@Charleston	6 p.m.
Sept. 15	@Robert Morris (Ill.)	2 p.m.
Sept. 22	Central State.....	12 p.m.
Sept. 29	Quincy	12 p.m.
Oct. 6	@Indianapolis	5 p.m.
Oct. 13	Urbana.....	12 p.m.
Oct. 20	@William Jewell.....	1 p.m.
Oct. 27	@Kentucky Wesleyan	12 p.m.
Nov. 3	Missouri S&T.....	12 p.m.
Nov. 10	@McKendree	1:30 p.m.

(All times Central)

2011 RESULTS

Sept. 3	@Ohio Dominican	L, 20-32
Sept. 10	Shepherd.....	L, 7-45
Sept. 17	@Lindenwood.....	L, 14-55
Sept. 24	Southwest Baptist	L, 19-21
Oct. 1	Robert Morris (Ill.).....	W, 35-27
Oct. 8	@Notre Dame (Ohio)	L, 14-45
Oct. 15	@Urbana	L, 0-42
Oct. 22	Kentucky Wesleyan.....	W, 31-21
Oct. 29	William Jewell	L, 8-19
Nov. 5	@Missouri S&T	L, 24-45

RETURNING STAT LEADERS

Rushing	Att	Yards	Avg.	TD	
Cameron Crabtree	64	229	3.6	1	
Passing	Comp	Att	Int	Yards	TD
Billy VandeMerkt	179	293	8	1650	11
Receiving	No.	Yards	Avg.	TD	
Julian Walker	66	498	7.5	4	
Defense	UT	AT	TT	Int	TFL
Cody Sprayberry	38	42	80	1	6



2012 OPPONENTS



Game 11: Saturday, Nov. 10, 2012 at Rapid City, S.D. (2 p.m., CST)
SOUTH DAKOTA SCHOOL OF MINES & TECHNOLOGY

GENERAL INFORMATION

Location: Rapid City, S.D.
 Founded: 1885
 Enrollment: 2,100
 Nickname: Hardrockers
 School Colors: Vegas gold and navy blue
 Conference: Independent
 Affiliation: NCAA Division II
 Home Facility: Dunham Field
 Capacity (Surface): 4,000 (FieldTurf)
 President: Dr. Robert Wharton
 Athletics Director: Dick Kaiser

TEAM INFORMATION

2011 Record: 1-10
 Postseason: None
 Key Returners (Offense): WR Bernis Berber, WR Marshall Davis, OL Brian Freed
 Key Returners (Defense): SS Patrick Shaw, NT Andrew Isom, DL Austin Adam

COACHING STAFF

Head Coach: Stacy Collins
 Alma Mater: Western Oregon, 1998
 Record at SDSMT: First year
 Overall Record: Same
 Office Phone: (605) 394-2604
 Assistant Coaches: Zach Tinker, Jarod Dodson, Gary Hyman, Lonnie Messick, Gino Polastri, Ken Ackerman

SPORTS INFORMATION


Football Contact: Brad Blume
 Office: (605) 394-2355
 Email: bradley.blume@sdsmt.edu
 Fax: (605) 394-6950
 Web: www.gorockers.com

SERIES INFORMATION

Overall: Missouri S&T leads 1-0
 Current win streak: Missouri S&T, 1
 at Rolla: Missouri S&T, 1-0
 at Rapid City: 0-0
 Last Meeting: Oct. 8, 2011, S&T 60, SDSMT 6 (at S&T)



Head Coach
Stacy Collins



Wide Receiver
Marshall Davis

2012 SCHEDULE

Aug. 30 @North Dakota 6 p.m.
 Sept. 8 Colorado School of Mines 7 p.m.
 Sept. 15 @Jamestown 2 p.m.
 Sept. 22 William Jewell 6 p.m.
 Sept. 29 @Valley City State 1 p.m.
 Oct. 6 @Missouri Southern 2 p.m.
 Oct. 20 Presentation 2 p.m.
 Oct. 27 Fort Hays State 2 p.m.
 Nov. 3 Nebraska-Kearney 2 p.m.
 Nov. 10 Missouri S&T 2 p.m.
 Nov. 17 @Black Hills State 2 p.m.
 (All times Central)

2011 RESULTS

Aug. 27 Jamestown L, 20-23 (OT)
 Sept. 3 @Fort Lewis L, 30-48
 Sept. 10 @Colorado School of Mines L, 7-55
 Sept. 17 Black Hills State L, 21-37
 Sept. 24 Valley City State L, 17-29
 Oct. 8 @Missouri S&T L, 6-60
 Oct. 15 Mnot State L, 7-38
 Oct. 22 @Sioux Falls L, 0-71
 Oct. 29 Dakota State W, 42-17
 Nov. 5 @Dickinson State L, 0-17
 Nov. 12 @Black Hills State L, 21-41

RETURNING STAT LEADERS

Rushing	Att	Yards	Avg.	TD		
Chris Sawdey	46	182	3.7	1		
Passing	Comp	Att	Int	Yards	TD	
Patrick Bloemen	20	47	3	184	0	
Receiving	No.	Yards	Avg.	TD		
Marshall Davis	56	709	12.7	5		
Defense	UT	AT	TT	Int	TFL	
Patrick Shaw	47	40	87	1	4	





GREAT LAKES VALLEY CONFERENCE



Office:
 201 S. Capitol Avenue
 Pan Am Plaza, Suite 560
 Indianapolis, Ind. 46225
 Phone: 317-237-2106
 Web: www.glvcsports.com
 Established: 1978

Commissioner: Jim Naumovich
 Associate Commissioner: Jeff Smith
 Assistant Commissioner: Erin Hiltner

Member Institutions:
 Bellarmine University
 (Louisville, Ky.)
 Central State University (Football only)
 (Wilberforce, Ohio)
 Drury University
 (Springfield, Mo.)
 Kentucky Wesleyan College*
 (Owensboro, Ky.)
 Lewis University
 (Romeoville, Ill.)
 Maryville University
 (St. Louis, Mo.)
 McKendree University*
 (Lebanon, Ill.)
 Missouri S&T*
 (Rolla, Mo.)
 Quincy University*
 (Quincy, Ill.)
 Rockhurst University
 (Kansas City, Mo.)
 Saint Joseph's College*
 (Rensselaer, Ind.)
 University of Illinois-Springfield
 (Springfield, Ill.)
 University of Indianapolis*
 (Indianapolis, Ind.)
 University of Missouri-St. Louis
 (St. Louis, Mo.)
 University of Southern Indiana
 (Evansville, Ind.)
 University of Wisconsin-Parkside
 (Kenosha, Wis.)
 Urbana University (Football only)
 (Urbana, Ohio)
 William Jewell College*
 (Liberty, Mo.)

*Schools that sponsor football

Missouri University of Science and Technology is a member of the Great Lakes Valley Conference, joining the league in the 2005-06 academic year as part of a league expansion that brought three institutions into the league. The GLVC, which is constituted of 16 institutions for the 2012-13 season, made its name as a power in NCAA Division II basketball but has enjoyed success in many sports and now the league can claim itself as one of the nation's top Division II leagues.

The GLVC is one of the largest conferences in NCAA Division II with the 16 members, the most recent addition being McKendree University for the upcoming year. The conference also has two associate members -- Central State University and Urbana University from the state of Ohio -- to compete in football as the GLVC begins sponsoring championships in 2012.

The formation of the GLVC can be traced as far back as 1972 when the athletic directors of three member schools - Kentucky Wesleyan, Bellarmine and Indiana State University at Evansville (now the University of Southern Indiana) - began preliminary discussions about forming a basketball conference. Four years later, the University of Indianapolis and Saint Joseph's College expressed interest. On July 7, 1978, those schools - along with Ashland University - united to become the GLVC.

Since formulation of the conference, seven schools have joined the league: Lewis University (1980), Indiana-Purdue at Fort Wayne (1984), Northern Kentucky University (1985), Kentucky State University (1989), Quincy University (1994), Southern Illinois University Edwardsville (1994), University of Wisconsin-Parkside (1994) and UM-St. Louis (1995). Ashland and Kentucky State left the conference after the 1994 season. IPFW left the GLVC following the 2000-01 academic year and SIU Edwardsville left the conference after the 2007-08 season.

The addition of Southern Illinois Edwardsville, Quincy, Wisconsin-Parkside and Missouri-St. Louis in the mid-1990s allowed the GLVC to become an immediate national power in several sports such as men's and women's soccer, women's softball and tennis.

At the start of the 2005-06 season, Missouri S&T, Drury University and Rockhurst University - all of whom have had a good deal of success at the regional and national levels in various sports - have enhanced the league's reputation at the NCAA Division II level. The conference expanded again prior to the 2009-10 season when the University of Illinois-Springfield and Maryville University become members of the GLVC and again last year with the addition of William Jewell College. McKendree replaced Northern Kentucky in the league's lineup in 2012-13 and Kentucky Wesleyan is in its final year as a league member in this academic year. Truman State, a former rival of S&T in the Mid-America Intercollegiate Athletics Association, joins the GLVC as a full-time member in the fall of 2013.

The league's staff has also increased along the way, with the GLVC hiring its first full-time commissioner in 1996. In 2001, an associate commissioner was also added to the full-time conference staff and the GLVC's first full-time sports information director was added in the summer of 2006.

The GLVC can claim schools in several of the Midwest major media markets, with schools in Milwaukee/Northern Illinois (Wisconsin-Parkside), Chicago (Lewis), Indianapolis (Indianapolis), Louisville (Bellarmine), Evansville (Southern Indiana), Owensboro (Kentucky Wesleyan), Kansas City (Rockhurst/William Jewell), Springfield, Mo. (Drury) and St. Louis (Missouri-St. Louis/Maryville/McKendree).

The conference sponsors 17 championships in baseball, basketball, cross country, football, golf, soccer, indoor and outdoor track and field, and tennis for men and basketball, cross country, softball, soccer, tennis, indoor and outdoor track and field, golf, and volleyball for women.

In 2001, the league announced the creation of the GLVC Hall of Fame, with the first class being inducted in 2002.

Jim Naumovich, a former sports information director and director of athletics at Quincy University, is in his seventh year as the commissioner of the GLVC. Erin Hiltner serves as the league's assistant commissioner, while Jeff Smith handles the conference's sports information duties as the conference's associate commissioner. The league offices are located in Indianapolis.

HALL OF FAME



The top student-athletes in the history of the university athletic program are permanently enshrined in the Athletic Hall of Fame. The Hall of Fame is located on the ground level of the Gale Bullman Multi-Purpose Building.

Heading into the 2012 academic year, a total of 140 individuals and 16 teams have been inducted into the Hall of Fame, a total that includes 79 members that played or coached football at the university as well as seven teams.

Former Miners Robert Kaiser and Craig Sorensen will join the Hall of Fame as part of the Class of 2012; the induction ceremony is slated to take place Sept. 29 when the Miners host Indianapolis.

The list of those inductees follows:

Inductee	Class	Inducted	Inductee	Class	Inducted
Donald Agers	1959	1989	Joel Loveridge	1939	1992
Dewey Allgood (Coach)	—	1996	Gary McAlpin	1973	1989
Perry Allison	1959	1995	Jim McGrath	1949	1990
Frank Appleyard	1937	1988	James McGregor	1937	1987
Keith Bailey	1964	1991	A.C. "Bud" Mercier (Coach)	—	2004
Carroll "Punch" Bennett	1954	1988	Elton Miller	1917	1988
Bob Berry	1972	1989	James Nevin	1917	1988
Jerry Berry	1949	1993	Bob Nevins	1941	1991
Edwin Bohn	1921	1988	Melvin Nickel	1938	1993
Harry Bolon	1929	1989	Robert Nicodemus	1969	1989
Gale Bullman (Coach)	—	1987	Larry Oliver	1970	1988
Les Clark	1972	1993	Tom Owens	1968	1993
Kim Colter	1973	1995	Ray Parker, Jr.	1960	1990
Keith Cook	1942	1994	Herman Pfeifer	1936	1987
Tom Cooper	1960	1988	Eric Potts	1973	1994
Andy Cox	1979	1995	Dick Roerman	1951	2000
Dick Cunningham	1942	1987	Franklin Rogers	1941	1988
Chris Dawson	1994	2011	Terry Ryan	—	1998
Frank Dennie (Coach)	—	1987	Art Schmidt	1950	1991
Milan Detweiler	1911	1994	Randy Shed	1985	2000
Merle Dillow	1980	2000	Dennis Smith	1972	2001
Stu Dunlop	1976	1992	Bob Somerville	1972	1990
Roger Feaster	1957	1989	Joseph Spafford	1940	1990
Charlie Finley (Coach)	—	2005	Leonard Stout	1970	2010
Mark Franklin	1980	1996	Joe Strawhun	1941	1990
Paul Fullop	1948	1988	Otis Taylor	1942	1988
Thor Gjelsteen	1953	1992	Craig Thomas	1984	2006
Bill Grantham	1981	1997	Harold Thomas	1927	1987
Edward Hanstein	1971	1988	Harry Thornton	1936	1988
Milburn Hassler	1931	1987	Burr Van Nostrand (Coach)	—	2006
Greg Haug	1976	2001	Pete Weitzel	1955	1993
Craig Heath	1981	1999	William Wheeler	1960	1991
Tom Herrick	1958	2002	Fred White	1971	1989
Gene Huffman	1952	1987	James Wilson	1940	1988
John Imlay	—	1987	Frank Winfield	1971	1990
Mike Joshua	1975	1997	Mike Wise	1994	2010
Robert Kemper	1949	1992	1914 Team	—	1998
Elmer Kirchoff	1936	1987	1941 Team	---	2008
Ed Kromka	1942	1987	1950 Team	—	2000
Harold Krueger	1942	1993	1956 Team	—	2006
Harley Ladd	1940	1987	1969 Team	---	2009
Edwin Lane	1970	1989	1980 Team	—	2000
Llewelyn Lodwick	1914	1987	1983 Team	—	2005