

2016 - 2018



# IQA RULEBOOK

**IQA**

## ACKNOWLEDGEMENTS

This rulebook was produced by and for the use of the International Quidditch Association. The IQA would like to thank the following individuals who have contributed to its development, both past and present.

Michael Clark-Polner	Xander Manshel	Harrison Homel
Kym Couch	Alex Benepe	Chris Daw
Clay Dockery	Jared Kowalczyk	Nicholas Oughtibridge
Dan Hanson	Will Hack	Brian Gallaway
Crystal Hutcheson	Jill Staniec	Jelmer Lokman
Mary Kimball	Chris Beesley	Nicole Hammer
Sarah Kneiling	Eamonn Harrison	Matthew Guenzel
Jared Leggett	James Hosford	Cory Faniel
Michael E. Mason	Ema Chiroma-Chao	Pauline Raes
Alicia Radford	Devin Sandon	Maria Belyaeva
Eric Schnier	Katie Stack	Ajantha Abey
Sarah Woolsey	James Burnett	Max Martens

The IQA continues to the function at the expense of the time and effort of its volunteers across the world. This rulebook is consequently dedicated to their often unappreciated efforts.

Copyright © 2016 by the International Quidditch Association. All rights reserved. No part of this book may be used or reproduced in any manner whatsoever without written permission except in the case of brief quotations embodied in critical articles and reviews.

This book has not been written, prepared, approved, or licensed by Warner Bros, J.K. Rowling, or any of her publishers or licensees.

It does not imply or claim any rights to her characters or creations, nor are the authors, staff members, or the publisher in any way affiliated with Warner Bros, J.K. Rowling, or any of her publishers or licensees.



# CONTENTS

## About IQA

## Introduction

## RULEBOOK

### 1. Basics of the Game

- 1.1. Quidditch, an Overview
- 1.2. Positions Overview
- 1.3. Gameplay Overview
- 1.4. Fouls Overview
- 1.5. Four Maximum Gender Rule

### 2. Equipment and Dimensions

- 2.1. The Pitch
- 2.2. Hoops
- 2.3. Game Balls
- 2.4. Brooms
- 2.5. Player Equipment

### 3. Game Procedures

- 3.1. Preliminaries
- 3.2. Starting the Game
- 3.3. Stopping Play
- 3.4. Regulating Game Time
- 3.5. Overtime
- 3.6. Forfeits and Suspended Games

### 4. Scoring

- 4.1. Goal Scoring
- 4.2. Broken or Fallen Hoops
- 4.3. Goaltending
- 4.4. Restarting after a Goal
- 4.5. The Snitch Catch

### 5. The Knockout Effect

- 5.1. The Mounted Broom
- 5.2. The Knockout Effect
- 5.3. Knockout Procedure

### 6. Player Conduct and Interactions

- 6.1. General Player Conduct
- 6.2. Substitutions
- 6.3. Physical Contact
- 6.4. Fouls and Misconduct

## **7. Players**

- 7.1. Team Composition
- 7.2. General Player Rules
- 7.3. Quaffle Player Rules
- 7.4. Beater Rules
- 7.5. Seeker Rules

## **8. Game Officials**

- 8.1. Head Referee
- 8.2. Assistant Referees and Other Officials
- 8.3. The Snitch Runner

### **Appendix A: Definitions**

### **Appendix B: Offense Definitions**

### **Appendix C: Referee Signals**

### **Appendix D: List of Fouls by Type**

## **ABOUT THE IQA**

### **Mission**

The IQA is responsible for the governance and sustainability of the sport of quidditch and provides responsive and effective leadership to support the sport's development throughout the world. Through the sport of quidditch, the IQA endeavors to improve gender education across all sports and communities, promote equality and diversity, and foster a love of reading across all ages. The organization works to promote youth engagement, leadership, and physical activity amongst players and potential players wherever they are found.

### **History**

Real-life quidditch was created on a sunny Sunday afternoon by Xander Manshel and Alex Benepe, students at Middlebury College. In 2005 they began playing regular intramural games with their fellow students. Two years later the game spread beyond Middlebury and the first intercollegiate match was organized. The fun weekend pastime laid the foundations for the full contact, gender inclusive, and highly competitive sport played today.

2008 saw a 13 team World Cup championship take place in Middlebury. A team from McGill University of Quebec became the first non-US competitor to join the sport. As more schools created teams, it became clear that the sport needed more formal governance. The International Quidditch Association was created to oversee the future quidditch growth and incorporated as a nonprofit business in 2010.

In 2011 the IQA organized World Cup V in New York City. This time it fielded a 96-team tournament including competitors from the United States, Canada, and Finland. Over 10,000 spectators attended the event. The same year, the newly formed Australian Quidditch Association organized its first major tournament. The QUAFL Cup was held in New South Wales and became the first quidditch event to take place outside of North America.

In 2012 the IQA hosted national teams in Oxford, England, for the inaugural Global Games. Competitors included United States, Canada, United Kingdom, France, and Australia. The Games became a bi-annual tournament showcasing the talents of the best players from around the world. A unique exhibition match occurred alongside a torch ceremony for the London Olympics that year. The Games spurred interest and growth in quidditch across the globe.

The second Global Games took place in 2014 in Burnaby, British Columbia. Belgium and Mexico joined the five previous competitors. The same year the IQA was relaunched as US Quidditch to manage the sport in the US. A dedicated transition team was established to build a new IQA with a solely international focus.

In 2016 the third Global Games were renamed to the IQA World Cup. The competition took place in Frankfurt, Germany, and featured 21 teams from four different continents. Australia won their first championship, beating the previous double champions, the United States.

The IQA serves approximately 20 quidditch-playing organizations and nations on six continents, as well as the thousands of players and fans that these groups represent.





## INTRODUCTION

The sport of quidditch has recently seen intense international expansion. With 21 teams competing at the IQA Quidditch World Cup 2016, the need for a codified, and singular rulebook through which to regulate international competition, has never been greater.

As the sport expands and evolves, it remains the responsibility of the rulebook to maintain pace by addressing fast moving developments in the way the sport is played. The rulebook must be proactive and able to address the safety and gameplay concerns of a sport that continues to evolve at an unprecedented rate, on all continents across the world.

Quidditch is no longer merely a backyard sport: it can be played in an open field or before an audience of thousands. Whatever the conditions of play, the rulebook needs to have a consistent answer for how the game must work.

This rulebook finds its base in USQ rulebook nine, and its core content will be familiar to many experienced players and followers. However, there are some changes that take into account the nature of international play, putting player safety and the integrity of the game as the focal point of the rulebook.

For those of you who are new to the sport of quidditch, we recommend that you learn the basic rules from your friends, teammates, and the overview in 1.1. Quidditch: An overview before you read straight through this rulebook. Of course, that is simple a recommendation, you are welcome to dive right in!

# RULEBOOK

## 1. Basics of the Game

### 1.1. QUIDDITCH: AN OVERVIEW

Quidditch is a gender integrated contact sport with a unique mix of elements from rugby, dodgeball, wrestling, flag football, and other sports. A quidditch team is made up of at least seven athletes who play with brooms between their legs at all times. While the game can appear chaotic to the casual observer, once familiar with the basic rules, quidditch is an exciting sport to watch and even more exciting to play.

### 1.2. POSITIONS OVERVIEW

Each team has three chasers, two beaters, and one keeper in play at all times. Each team sends one seeker into the game at the end of the seeker floor.

#### **1.2.1. Chaser overview**

Chasers in play per team: Three

Game ball used: Quaffle

Headband color: White

Objective: Throw, kick, or in any way pass the quaffle through the opposing team's hoops to score 10 points.

#### **1.2.2. Keeper overview**

Keepers in play per team: One

Game ball used: Quaffle

Headband color: Green

Objective: Prevent opponents from throwing, kicking or otherwise propelling the quaffle through their team's hoops.

#### **1.2.3. Beater overview**

Beaters in play per team: Two

Game ball used: Bludger

Headband color: Black

Objective: Throw, kick, or in any way propel the bludgers to disrupt the flow of the game by “knocking out” other players.

#### **1.2.4. Seeker overview**

Seekers in play per team: One

Game ball used: Snitch

Headband color: Yellow

Objective: Remove the snitch ball from the snitch runner to score 30 points and end the period.

### 1.3. GAMEPLAY OVERVIEW

#### **1.3.1. Quaffle players**

*A. The chasers and keepers, also known as quaffle players, attempt to score goals, and prevent the other team from scoring goals, with the quaffle. Goals are worth 10 points each.*

*B. Quaffle players advance the ball down the field by running with it, passing it to teammates, or kicking it.*

*C. Quaffle players defend by positioning or by initiating various forms of legal physical contact with other quaffle players.*

*D. While in the team’s own keeper zone, the keeper is immune to the knockout effect and has several other specialized powers (see 7.3.3.2. Keeper specific powers). During this time, the keeper is considered to be a protected keeper. Otherwise, the keeper position is the same as the chaser position.*

#### **1.3.2. Bludger players**

*A. The beaters use balls called bludgers to disrupt the flow of the game by “knocking out” any player from the opposing team who does not have knockout immunity (see 5.2.8. Knockout immunity).*

*B. Any player hit by a bludger propelled by an opponent is out of play until they complete the knockout procedure unless they have knockout immunity (see 5.3. Knockout procedure).*

### **1.3.3. Snitch players**

*A. The seekers try to remove the snitch ball from the snitch runner to score 30 points and end the period.*

*B. The snitch is a ball attached to the waistband of the snitch runner, a neutral athlete and official dressed in yellow, whose job it is to remain fair to both teams while avoiding capture for as long as possible.*

*C. Catching the snitch is worth 30 points and its capture ends the period. The three periods are "regulation time," "overtime," and "second overtime." If the score is tied after any snitch catch, the game proceeds into the next period.*

## **1.4. FOULS OVERVIEW**

From the time that players enter the player area for a game until after the game has ended, players are forbidden from taking certain actions called fouls. Players who commit a foul face different consequences depending on the severity of the offense.

### **1.4.1. Back to hoops**

A back to hoops foul indicates that a player must cease active play and complete the knockout procedure (see 5.3. Knockout procedure).

### **1.4.2. Blue card**

A blue card indicates that a player must spend one minute of game time in the penalty area and the player's team must play a player down for this minute. If the opposing team scores before the minute expires, the player may be released early and re-enter play. Blue cards do not "stack" to become higher penalties.

### **1.4.3. Yellow card**

A yellow card indicates that a player must spend one minute of game time in the penalty area and the player's team must play a player down for this minute. If the opposing team scores before the minute expires, the player

may be released early and reenter play. A player who commits two yellow card penalties in a single game must be issued a red card.

#### **1.4.4. Red card**

A red card indicates that a player is barred from the rest of the game and the player's team must play a player down for two full minutes of game time.

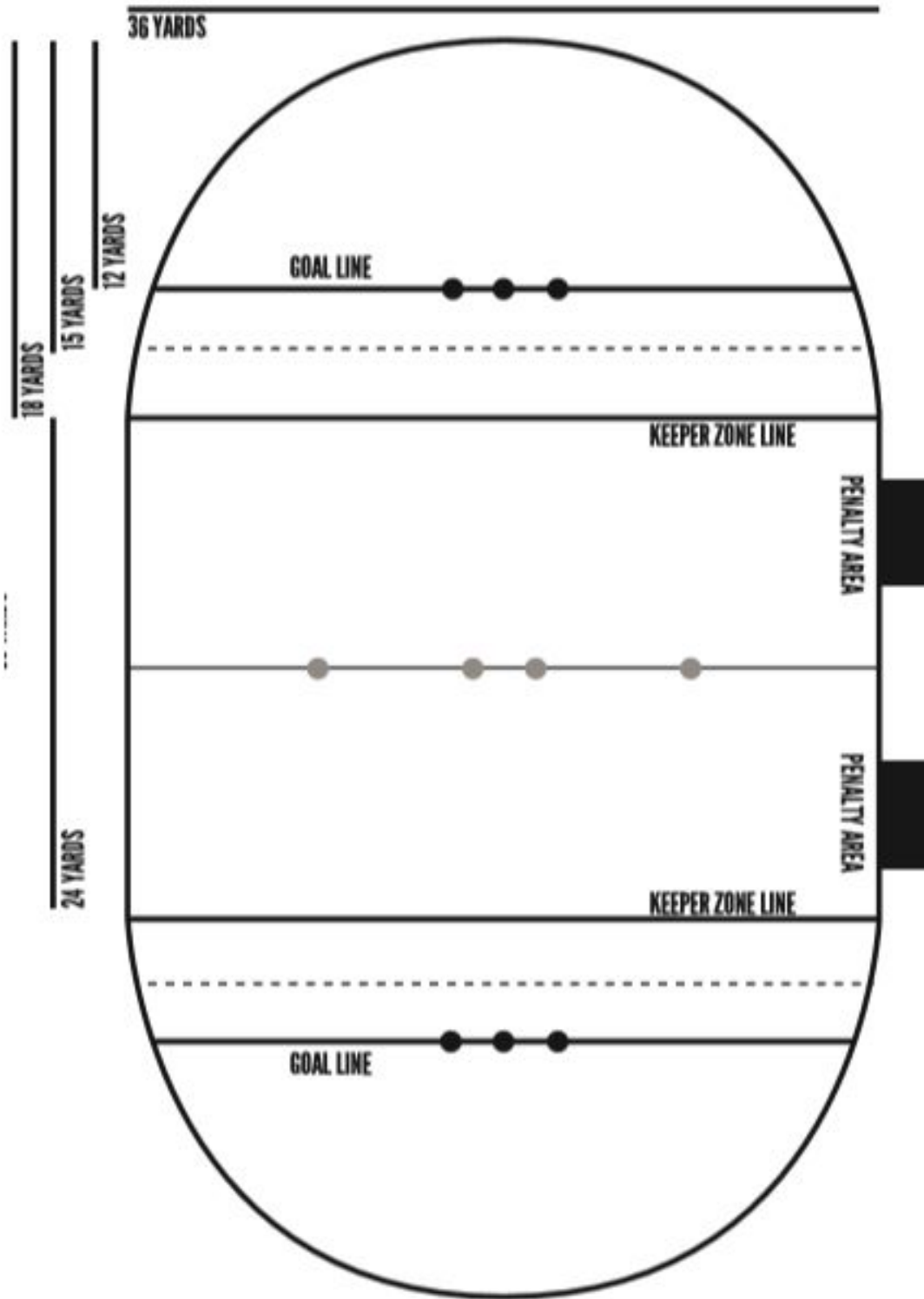
#### **1.4.5. Ejection**

A referee may eject a player for egregious violations of the rules.

### 1.5. THE FOUR MAXIMUM GENDER RULE

A quidditch game allows each team to have a maximum of four players, including the seeker once released, who identify as the same gender in active play on the field at the same time. The gender that a player identifies with is considered to be that player's gender, which may or may not correspond with that person's sex. This is commonly referred to as the "four maximum" rule. The IQA accepts those who don't identify within the binary gender system and acknowledges that not all of our players identify as male or female. The IQA welcomes people of all identities and genders into our sport.





## 2.1. THE PITCH

### **2.1.1. Pitch shape**

The pitch is composed of three parts: a rectangle and two semicircles capping the the width of the rectangle. With the semicircles capping the rectangle, the entire pitch is pill-shaped. While these boundaries create the desired shape of the pitch, they do not strictly bind the players to this area.

*A. Sidelines and keeper zone lines—The rectangle forms the main body of the pitch. The vertical straight edges of the rectangle are the sidelines. The horizontal edges of the rectangle are the keeper zone lines.*

*B. Backlines and backpoints—A backline is a semicircle which extends from the keeper zone line and joins each end of the same keeper zone line. The midpoint of each backline, the point along this semicircle that is farthest from the keeper zone line, is the backpoint. There are two backlines and two backpoints on a pitch.*

*C. Midfield line and center mark—The pitch is divided lengthwise into two halves by a midfield line that joins the midpoints of the two sidelines. The center mark is located at the midpoint of the midfield line.*

### **2.1.2. Pitch dimensions**

The dimensions of the pitch shape (See 2.1.1. Pitch shape) are as follows:

#### *A. Sideline dimensions:*

- i. Rectangle vertical length, or sidelines (the distance from keeper zone to keeper zone): 24 yards (22 m).
- ii. Rectangle horizontal width (the width of the mid field line and both keeper zone lines): 36 yards (33 m).

#### *B. Backline dimensions:*

- i. Semicircle diameter (the width of the keeper zone lines): 36 yards (33 m).
- ii. Semicircle radius (from the keeper zone line to the backpoint): 18 yards (16.5 m).

#### *C. Additional dimensions:*

- i. Pitch vertical length from backpoint to backpoint: 60 yards (55 m).
- ii. Pitch vertical length from hoops to hoops: 36 yards (33 m).



### **2.1.3. The keeper zone**

#### 2.1.3.1. Keeper zone lines

Two lines, which must be marked, connecting the sidelines and parallel to the midfield line. Measuring from the backpoints, these lines are 18 yards (16.5 m) inside the pitch. These lines are 12 yards (11 m) from the midfield line.

#### 2.1.3.2. Extent of the keeper zone

While unmarked off pitch, the keeper zone line extends all the way to the borders of the player area on each side. Each keeper zone extends in the direction of the backpoint on that side of the pitch (away from the midfield line) ending at the boundary of the player area.

#### 2.1.3.3. Own vs. opponents' keeper zone

A team's own keeper zone is the one containing their hoops. A team's opponents' keeper zone is the one containing the hoops that they are trying to score through.

### **2.1.4. The penalty areas**

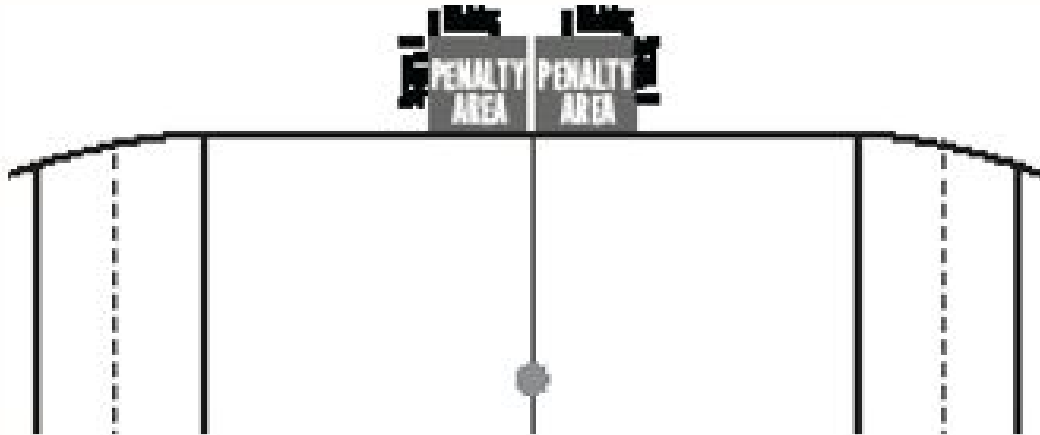
#### 2.1.4.1. Penalty areas

A penalty area must be established for each team. Each penalty area must:

- A. Be on the same side of the pitch as the scorekeeper.
- B. Be on the same side of the midfield line as the team's bench.
- C. The penalty area for each team is located in the player area, outside of the pitch. The penalty area for each team is a 6 yard by 6 yard (5.5 m by 5.5 m) square

area that begins at the midfield line and extends along the pitch sideline in the direction of the team's bench." See diagram for standard penalty area.

2.1.4.2. Penalty area size and placement may be adjusted to meet the needs of the scorekeeper.



## **2.1.5. Substitution area and team benches**

### 2.1.5.1. Substitution areas

A substitution area must be established for each team. Each substitution area is an irregular figure with the edge of the pitch as one of its sides, the keeper zone line as one of its sides, and the boundaries of the player area as the other sides. The substitution areas must be part of the player area outside of the pitch boundaries.

*A. The following are the boundaries of each substitution area:*

- i. The backline of the pitch, within the keeper zone.
- ii. The boundaries of the player area, within the keeper zone except:
  - a. Active substitution should occur outside of the area designated as the team bench.

*B. Players within the substitute area:*

- i. Players and team staff may leave the team bench and enter the substitute area during the game, but must not remain outside of the team bench.

### 2.1.5.2. Team benches

The team bench is the area within the substitute area where all players and team staff, except the speaking captain, not in or about to enter active play should be located for the majority of the game.

*A. The following people and equipment must remain within the team's bench area:*

- i. All substitutes who are not about to enter play or who have exited active play
- ii. Team staff and coaches, except the speaking captain.
- iii. All of the team's extra equipment, except for additional brooms, which are not allowed in the player area, and should be stored at the scorekeeper's table.

*B. The team bench should be a rectangle of 18 yards (12 m) by 3 yards (2 m) within each team's substitute area along the same side of the pitch as the scorekeeper table. The following are the boundaries of each team's bench.*

- i. An 18 yard (12 m) segment of the player area boundary intersecting the keeper zone line.
- ii. An 18 yard (12 m) segment parallel to and 3 yards (2 m) away from the boundary of the player area, intersecting the keeper zone line.
- iii. A 3 yard (2 m) segment of the keeper zone line.
- iv. A 3 yard (2 m) segment connecting the player boundary to the line (ii) above.

*C. No benches, tables, or other potentially dangerous or difficult to move obstacles are allowed in the team bench area.*

#### **2.1.6. Ball positions**

Four ball positions should be indicated directly on the midfield line.

*A. The first two ball positions are 1.5 yards (1 m) on either side of the center mark.*

*B. The other two ball positions are 9 yards (8 m) on either side of the center mark, halfway between the sideline and the center mark.*

*C. These positions may be marked by four small lines that intersect the midfield line called "ball marks."*





## **2.1.7. Additional pitch lines**

### 2.1.7.1. Goal lines

Two lines, which may be marked, that intersect the backlines, parallel to the midfield line.

*A. The goal lines are positioned 18 yards (16.5 m) from the midfield line and 12 yards (11 m) from the backpoints, and inside the pitch.*

*B. The hoops are positioned along the goal lines and must be marked in some manner. These markings must not interfere with the stability of the hoops (See 2.2.1.3. Hoop positioning).*

### 2.1.7.2. Starting lines

Two lines, which may be marked, parallel to the midfield line, that intersect the sidelines.

*A. Each starting line is 3 yards (3 m) between a goal line and the closest keeper zone line.*

*B. In the event that the starting lines are not marked, the head referee may indicate a clear alternative line within each team's keeper zone to ensure that no player on either team receives an advantage during the starting procedure.*

## **2.1.8. The Player and spectator areas**

### 2.1.8.1. The player area

The player area is a rectangle enclosing the pitch, with the pitch at its center.

*A. This rectangle should be:*

- i. 48 yards (44 m) wide and 84 yards (77 m) long.
- ii. The midpoint of the pitch is at the center of this area. The midpoint is 24 yards (22 m) and 42 yards (33 m) from the sides of the player area rectangle.

*B. The player area must be clear of obstacles and dangerous terrain.*

*C. During gameplay, the player area is reserved for:*

- i. Players and coaches on the active roster of the teams in play.
- ii. Referees and officials assigned to the game currently in play.
- iii. Tournament staff given access to the player area (at their own risk) at the discretion of the head referee or tournament director.

*D. No tournament specific obstructions, such as scorekeeping tables, may be set up within the player area.*

*E. No spectators may enter the player area.*

#### 2.1.8.2. The spectator area

Any area outside the player area is the spectator area. Players may never enter the spectator area during a game except in the following circumstances (See 7.2.5. The spectator area):



*A. Players retrieving a game ball with explicit permission of any referee, or if not stopped by a referee while the closest eligible player attempting to retrieve a bludger.*

*B. Players given explicit permission by the head referee to leave the player area for any other purpose.*

*C. Players who are in need of medical attention.*

*D. Players who are assisting another player in need of medical attention.*

### **2.1.9. Field Markings**

Various parts of the pitch and surrounding area should be marked in a clear manner. These markings are usually made with cones or lines.

*A. The following MUST be marked in some way:*

- i. The player area as described in 2.1.8.1.
- ii. The pitch shape as described in 2.1.1.1.
- iii. The goal lines as described in 2.1.7.1.
- iv. The starting lines as described in 2.1.7.2.
- v. The penalty areas as described in 2.1.4.1.
- vi. The ball marks as described in 2.1.6.1.
- vii. The center mark as described in 2.1.1.C.
- viii. The team benches as described in 2.1.5.2.

## **2.2. HOOPS**

### **2.2.1. Specifications**

The quidditch hoop is the upright and self supporting structure through which the quaffle must pass to score a goal.

#### 2.2.1.1. Hoop composition and construction

*A. Each hoop must be made up of a post and a circular loop attached to the top. These parts of the hoops may be made of any material but must not be dangerous to players.*

*B. A hoop may include a base to keep the hoop upright.*

*i. This base should not affect the hoop height.*

*ii. If the base is made of hard metal or concrete, all such material must be covered at all points from open air by at least 6 inches (15 cm) of soft padding.*

*C. Hoops must be freestanding and able to withstand play.*

*D. Referees must disallow any hoops that they believe are dangerous to the players.*

#### 2.2.1.2. Hoop shape

*A. Each set of hoops must have posts of three different heights.*

*i. These heights must be 3 feet (.91 m), 4.5 feet (1.37m) and 6 feet (1.83 m).*

*B. A loop must be fastened to the top of each goal post.*

*i. The inner diameter of each loop must be between 32 inches and 34 inches (81 cm and 86 cm).*

- ii. The attachment of the loop must not make the height of the post exceed the measurements in 2.2.1.2.A.i.

### 2.2.1.3. Hoop positioning

- A. Three hoops are positioned on each goal line.
  - i. The 6 foot (1.83 m) hoop must be placed at the center point between the two sidelines parallel with the mid point on the midfield line.
  - ii. The other two hoops are placed 92 inches (7 feet 8 inches, 234 cm) away from the 6 foot (1.83 m) hoop on either side.
  - iii. Facing either set of hoops from midfield, the 3 foot (.91m) hoop must be on the left and the 4.5 foot (1.37m) hoop must be on the right.

## 2.3. GAME BALLS

### **2.3.1. The quaffle**

Quaffle regulations—The quaffle must be:

*A. A spherical ball made of a flexible, smooth leather or leather-like cover of 12 or more panels with a separate bladder (such as a volleyball).*

*B. Not less than 25.6 inches (65 cm) or more than 26.4 inches (67 cm) in circumference.*

*C. The quaffle must maintain its spherical shape and must be neither inflated all the way nor so flat that a player could grip a bulk of the leather in one hand. All quaffles*

*used in a game must have the same characteristics regarding circumference, weight, and inside pressure.*

*D. Any ball specifically approved for play as a quaffle by IQA is allowed. Approved quaffles must meet size and inflation guidelines.*

### **2.3.2. Bludgers**

Bludger regulations—The three bludgers must be:

*A. Spherical balls made of flexible rubber or rubber-like covers (such as dodgeballs).*

*B. 8.5 inches (21.6 cm) in diameter, 26.7 inches (67.8 cm) in circumference.*

*C. Able to maintain their spherical shape and must be neither inflated all the way nor so flat that a player could grip a bulk of the rubber in one hand.*

*D. All bludgers used in a game must have the same characteristics regarding circumference, weight, and inside pressure.*

*E. Any ball specifically approved for play by IQA for use as a bludger is allowed. Approved bludgers must meet size and inflation guidelines.*



### **2.3.3. The snitch**

Snitch regulations—The snitch must be:

*A. A spherical ball made of a uniform surface consisting of a fabric cover (such as a tennis ball).*

*B. 8.5 inches (21 cm) in circumference.*

*C. Held within a sock.*

- i. The sock must have a visible and unobstructed length of 10 - 12 inches (25-30 cm).
- ii. The sock may be tied in a knot or knots, but not to the point that the exposed length is less than 10 inches (25 cm).

*D. The sock containing the snitch must be tucked in or attached to the shorts of the snitch runner in a manner that is secure and allows for the removal of the sock by the seeker.*

## **2.4. BROOMS**

### **2.4.1. Broom regulations**

The broom:

*A. Must consist of a rigid pole (usually made of wood or plastic).*

- i. This pole may have “bristles” made of plastic, corn, wood, or other material attached to the back end of the broom. The back of the broom must be to the back of the player.
- ii. This pole must be between 32 inches (81 cm) and 42 inches (106cm)

### **2.4.3. Providing brooms**

The tournament director for a game is responsible for offering safe brooms of equal length and weight to both teams. Teams may elect to provide their own brooms unless this is disallowed in tournament policy as determined in advance by the tournament director. The tournament director for a game is responsible for offering safe brooms of equal quantity, length and weight to both teams.

## **2.5. PLAYER EQUIPMENT**

### **2.5.1. Safety**

Players must not use any equipment or wear anything that is dangerous to themselves or other players including, but not limited to any kind of jewelry.

*A. Players must not have, at the discretion of the head referee, sharp or long fingernails. Nails that are visible when the hand is held palm up are generally considered long.*

### **2.5.2. Mandatory equipment**

While in play, each player must be equipped with the following:

*A. A broom.*

*B. A colored cloth or headband, which must be worn on the forehead, distinguishing the player's position.*

- i. The color of the headband must be distinct enough to unambiguously identify the player's position. The headband must be thick enough to see from a reasonable distance and be identifiable through a player's hair or other equipment.
- ii. Hats or other headwear are not a substitute for headbands, and therefore have no color

restrictions. The positional headband must be worn over the headgear and the headband must be clearly distinguishable from the headgear (e.g., the hat and headband may not be the same color).

*C. A shirt or jersey.*

- i. Jerseys for players on the same team must be readily identifiable, of the same base color, and distinguishable from the opposing team.
- ii. Each player must have one of the following distinct numbers, letters or symbols on the back of the player's jersey:
  - a. A unique integer between 0 and 999 (a team may have either a 7, a 07, or a 007, but not all three or two of the three).
  - b. The symbol for Pi ( $\pi$ ), Infinity ( $\infty$ ), or Number (#) (this symbol is also known as pound or hashtag).
  - c. One of the following single capital letters: A G H J K N P R W X Y
  - d. Letters and symbols may not be mixed or combined with integers.
- iii. The primary jersey color may not be yellow or gold.

*D. Some sort of bottom (such as shorts, pants, or a skirt). If a player is wearing a skirt, they must also wear shorts or undergarments underneath the skirt.*

*E. Shoes or cleats (athletic shoes with studs on the bottom).*

1. Studs must not be jagged or frayed so as to be sharp or otherwise dangerous, at the head



referee's discretion. Spikes and blades are not permitted.

*F. A mouthguard.*

**Penalty: Special—Illegal headband:** If a referee deems a player's headband unacceptable, for any reason, the referee should say "illegal headband." Play is not stopped. The player must leave the pitch and correct the headband or be replaced by a player with a proper headband.

**Penalty: Yellow:** Any player who ignores the directive "illegal headband" or makes a play after being given the directive must receive a yellow card.

### **2.5.3. Additional equipment**

*A. Padding — All padding must:*

- i. Be one inch or less in thickness.
- ii. Pass the "knock test," i.e. when a referee raps on it with a knuckle, it should not make a knocking sound.
- iii. Bend easily when a minimal amount of force is applied to it.

*B. Braces—Athletic braces are allowed but must generally meet the standards of padding above.*

- i. A brace may include a hard element; however, any hard plastic or metal in a brace must be covered at all

times during a game and, once covered, must pass the referee “knock test.”

ii. If any hard plastic or metal becomes exposed, the player must leave the pitch and fix the problem (see 2.5.4. Accidental infringement of equipment rules).

iii. Referees reserve the right to refuse any brace that they believe presents a danger to the players.

*C. Athletic supporters—Athletic supporters (cups) which are used used to protect the groin are allowed.*

*D. Shin guards- Plastic or foam shin guards which do not extend above the knee are allowed, but must pass the “knock test”*

*E. Glasses and eyewear—Players may wear glasses or other eyewear, such as goggles.*

i. No eyewear actually made of glass will be allowed unless it is worn underneath goggles so the glass is not exposed.

ii. Goggles made of metal, such as lacrosse “cage” goggles are not allowed.

*F. Gloves.*

*G. Special equipment—Individuals with disabilities or recovering from injuries may require other specific equipment. Such equipment must be approved by IQA prior to its use in any official game.*

*H. Any additional equipment must be approved by the head referee before the game. Any equipment that the referee determines to be dangerous or unfair to either team must not be permitted.*

**Penalty: Blue:** A player who is found to be using illegal equipment after the game has started must receive a blue card. This does not include equipment that breaks or is otherwise altered due to the course of play.

**Penalty: Red:** A player who is found to be using illegal equipment that was specifically barred by the referee or tournament director before the game began, during ground rules, or at any point during the game must receive a red card.

#### **2.5.4. Accidental infringement of equipment rules**

In the event of any accidental infringement of the equipment rules:

*A. Play is not stopped unless the referee determines the infringement presents a danger to players.*

*B. The player at fault must leave the pitch to correct the equipment immediately and may be replaced with a substitute.*

*C. Any player required to leave the pitch to correct equipment must not re-enter until the equipment has been replaced or repaired.*

*D. If there is no replacement for mandatory equipment available, the referee must stop play until the equipment is provided.*

**Penalty: Yellow:** A player who has been required to leave the pitch because of an equipment infringement and who re-enters without correcting the infringement must receive a yellow card.

### **2.5.5. Intentionally altering equipment**

It is illegal to intentionally alter any game equipment, including the game balls and hoops, so that it does not match the regulations in the rules.

**Penalty: Red:** A player who intentionally alters any equipment in order to gain an advantage must receive a red card.

### **2.5.6. Headband lost mid-play**

If a player's headband is lost mid-play, they may remain in play until they are either knocked out, there is a stoppage in play, or a goal is scored, but the player must replace the headband as soon as possible. Seekers do not have to replace their headband when a goal is scored, but the other two requirements apply.

**Penalty: Back to hoops:** A player who does not replace a headband at a stoppage of play must be sent back to hoops and must replace the headband before reentering play.

## **3. GAME PROCEDURES**

### **3.1. PRELIMINARIES**

#### **3.1.1. Pregame meeting**

Before any game, the head referee calls together the two teams to go over general rules.

*A. Each team must designate one person to serve as speaking captain to represent the team during the game.*

i. The speaking captain is the only person who may speak on behalf of the team to any referee or official with regard to the game.

ii. The speaking captain may be a player or non-player, but must be on the team's official roster. A team's coach may serve as the speaking captain.

iii. Any official team captains (including the speaking captain) and coaches may attend the pregame meeting, but the team must clearly indicate which individual is the speaking captain for the game.

*B. At this time, the head referee and snitch runner should ensure that each team is clear on the following:*

i. Any ground rules specific to the field.

ii. Any and all planned snitch spectacles.

iii. Any rules changes or clarifications that may impact on the game.

iv. Any special considerations for a team's players that the referee should know regarding the four maximum rule (see 7.1.3. Four maximum rule).

v. Any other concerns from the attending parties that are specific to the game.

### **3.1.2. Coin toss**

Teams may elect to have a coin toss to determine which team will attack which set of hoops.

*A. If either team requests a coin toss, the head referee and opposing team must accommodate the request.*

*B. The toss shall be called while the coin is in the air by:*

- i. The team that has traveled farthest from its point of origin shall call the toss.

*C. The team that wins the coin toss selects which set of hoops it will attack for the duration of regulation time (for overtime procedures see 3.5. Overtime).*

## **3.2. STARTING THE GAME**

### **3.2.1. Pre-game lineup and procedure**

In order to begin the game:

*A. The six starters on each team must line up on the pitch behind the starting line.*

- i. Each team must start the game with three chasers, one keeper, and two beaters.
- ii. Players may line up in any order.
- iii. All players must remain behind the starting line (see 2.1.7.2. Starting lines).

- iv. Players may change position until the head referee shouts "Brooms Down!"

*B. All balls (excluding the snitch) must be resting in the appropriate positions (see 2.1.6. Ball positions).*

- i. The quaffle must be placed at one of the two ball positions closest to the midpoint of the pitch.
- ii. Any ball (excluding the snitch) which moves, for any reason, must be reset before the head referee calls "Brooms Up!"

*C. The head referee confirms that both teams, all assistant referees, and any other officials are ready and identifies the snitch runner.*

- i. The snitch runner must leave the player area.
- ii. The snitch runner must return to the scorekeeper by the 17 minute mark of game time to be released into the player area in anticipation of the seeker release at the 18 minute mark (see 3.4.1.2. The seeker floor).

*D. The head referee shouts "Brooms Down!"*

*E. Once "Brooms Down!" has been called:*

- i. Players may not change position on the starting line.
- ii. No part of a player's body may contact the ground in front of the starting line.

- iii. Each player must have a broom in hand.
  - a. The broom must remain otherwise flat on the ground until "Brooms Up!" is called.

*F. The head referee shouts "Ready!"*

- i. Players may assume a starting position at the call of the ready, but in doing so the broom must remain flat on the ground.

*G. A few seconds after the head referee shouts "Ready!" the referee then shouts "Brooms Up!"*

- i. On the first "B" sound of "Brooms Up!" all players must immediately mount their brooms and begin play.
- ii. If there is a false call of "Brooms Up!" the head referee resets the players and repeats the procedure of 3.2.1.
- iii. In the event of any penalty prior to "Brooms Up!", the referee adjudicates the penalty and then resets the players and repeats the procedure of 3.2.1.

**Penalty: Blue:** A player that changes position on the starting line after the referee has called "Brooms Down!" must receive a blue card.

**Penalty: Blue:** If a player passes the starting line or picks up their broom, but is able to reset behind the



starting line before the referee calls "Brooms Up!", then play may continue as "No Harm, No Foul." If a player has not reset before the the first "B" sound of "Brooms Up!" that player must receive a blue card and the referee must reset the players and repeat the procedure of 3.2.1.

### 3.3. STOPPING PLAY

#### **3.3.1. Stopping play procedure**

To stop play:

*A. The referee blows a whistle in paired short blasts.*

*B. The timekeeper stops the game time.*

*C. All players currently in play must stop, drop their brooms, and hold their respective positions.*

i. The players maintain any balls they possessed and may not pick up any balls during the stoppage.

ii. Any players who are paused in an illegal position are adjusted immediately to a legal position.

iii. Any players who accidentally (and significantly) moved after the whistle are returned to their location at the time the whistle was blown.

*D. The head referee consults with other referees as necessary concerning:*

i. The adjudication of fouls.

ii. The legality of any snitch catch. If a legal snitch catch occurred, the game ends or proceeds to an overtime period as appropriate (See 3.4.2. Ending the game).

iii. Any other relevant concerns.

*E. The referee adjudicates any fouls and communicates the type of foul to the players, scorekeeper, and spectators:*

i. Any players who have committed back to hoops offenses are informed that they must return to their hoops upon resumption of play (see 6.4.1.1. Back to hoops fouls).

ii. Any players who committed a blue card offense or their first yellow card offense are sent to the penalty area, while ensuring that each team has a keeper in play (see 6.4.1.3. Blue card and 6.4.1.4. Yellow card).

iii. Any players who have committed a red card offense are sent off and their substitute is sent to the penalty area, while ensuring that each team has a keeper in play (see 6.4.1.5. Red card).

*F. If a change of possession occurs:*

i. In the quaffle game:

a. The quaffle is given to the chaser or keeper from the appropriate team who is nearest the quaffle at the time of the foul.

ii. In the bludger game: and the fouled team did not score:

a. Quaffle play is reset as outlined in 3.3.4.4.B.i.

b. If the fouling team retained possession of two bludgers during the advantage, the bludger possessed by the beater who committed the foul is given to the nearest eligible opposing beater at the time of the stoppage.

c. All other plays made by beaters or changes in bludger possession for either team during the advantage are valid.

*G. Play is resumed by the head referee.*

a. If the team to receive possession has no bludgers or only one bludger, the bludger is given to the beater from that team who was nearest the bludger in question at the time of the foul.

b. If the team to receive possession has two bludgers, the bludger must be placed on the pitch at the point of the foul as indicated by the referee.

H. Any players who are injured are replaced.

I. Any external interference is removed.

J. Any defective equipment is fixed, replaced, or removed (if the equipment was not mandatory).

K. The referee indicates to the players that play is about to resume by calling for the players to “Remount!”

i. Players must remount their brooms at the same location where the brooms were left when play was stopped.

ii. Players may stand at the call to remount.

L. The referee blows one short whistle blast. Following this whistle blast:

i. Play resumes.

ii. The timekeeper resumes the game time, and all other time clocks, on the referee’s whistle.

**Penalty: Yellow:** Any players who continues to move intentionally or refuses a referee’s instructions to return to their positions at the time of a stoppage must receive a yellow card.

### **3.3.2. Head referee stopping play**

The head referee stops play using the procedure described in 3.2.1 in any of the following circumstances:

*A. A player commits a foul that results in a change of quaffle possession.*

*B. A player commits a foul that results in a blue card, yellow card, or red card.*

*C. The referee is unsure of a call and needs to consult with the other referees.*

*D. A player is too injured to continue play while obstructing active gameplay, or is down with a serious injury.*

*E. An external interference occurs, including when a ball or player from another pitch enters the pitch.*

*F. A ball becomes defective (see 3.3.7. Defective balls mid-play).*

*G. If there is a broken broom anywhere within the player area.*

*H. A hoop is broken in a way that:*

- i. Presents a danger to players.*
- ii. Cannot be easily fixed and:
  - a. Is not near active gameplay.*
  - b. By virtue of and stopping play, the team with the quaffle would not be given a disadvantage (see 4.2. Broken or fallen hoops).**

*I. All three hoops on one side fall down or become defective (see 4.2. Broken or fallen hoops).*

*J. Quaffle play moves too close to dangerous terrain or spectators (see 7.2.6. Spectators and dangerous terrain).*

*K. A player commits a foul that would otherwise not stop play, but the player does not respond to the referee's call.*

*L. An assistant referee sees a foul against or committed by the quaffle carrier, which the head referee is unlikely to have seen, and the stoppage of play would not create an advantage for the fouling team. Stopping play in this circumstance is at the discretion of the head referee.*



### **3.3.3. Snitch referee stopping play**

The snitch referee stops play using the procedure in 3.3.1 in any of the following circumstances.

*A. The snitch referee believes that a snitch catch is good.*

*B. The snitch runner is injured or needs to be replaced.*

*C. The snitch ball or snitch shorts become defective and need to be replaced.*

### **3.3.4. Advantage**

If the head referee determines that stopping play due to a foul would provide an advantage to the fouling team, the referee may call advantage by raising one hand straight into the air.

#### 3.3.4.1. Calling advantage:

*A. If advantage is called due to a foul in the quaffle game, the following procedure applies:*

i. The referee throws a marker indicating the location of the quaffle at the time of the foul.

ii. Play continues until the fouling team would no longer benefit from play being stopped including, but not limited to, the following situations:

a. The fouling team gains possession of the quaffle.

b. The fouled team scores.



c. The fouling team scores; this goal is disallowed.

d. The fouled team commits a separate foul.

e. There is a snitch catch by either team.

1. If the fouling team catches the snitch during advantage, then the catch must be called no good and the referee should adjudicate the penalty and restart play.

2. If the fouled team catches the snitch during advantage and the catch is otherwise good, then the catch must be called good and the referee should declare the period over. All fouls should still be listed on the official scorecard.

B. If advantage is called due to a foul in the bludger game, all procedures in section 3.3.4.1.A. should be followed.

C. If advantage is called due to a foul by a seeker, the following procedure applies:

i. If a seeker fouls another seeker or the snitch:

a. Any snitch catch by the fouling team must be called no good.

b. Quaffle and bludger possession is not affected.

- c. Scores in the quaffle game are not affected.
- ii. If a seeker commits a foul that affects the quaffle or bludger game, then all procedures in section 3.3.4.1.A. should be followed.

3.3.4.2. When advantage abates, the referee must stop play and perform the following actions:

A. If the fouled team scored a goal, the goal must be called good and:

i. If advantage was called on a back to hoops offense, then the standard procedure for back to hoops is applied. Generally, advantage should not be called on a back to hoops offense.

ii. If the foul results in a blue card or a yellow card and the fouling team's penalty area is empty, the penalty time is nullified by the score.

iii. If the foul results in a blue or yellow card and a player from the fouling team is in the penalty area serving time for a blue or yellow card, the player with the least remaining penalty time is released and the fouling player is sent to the penalty area for one minute or until the fouled team scores.

iv. If the foul results in a blue card or a yellow card and the only player in the fouling team's penalty area is a substitute serving time for a red card, then the penalty time for the player receiving the blue or yellow card is nullified by the score.

v. If the foul results in a red card, the fouling player's substitute is sent to the penalty area for two minutes.

*A. If the advantage of stopping play for the fouling team abates in any way other than a goal, then the referee stops play immediately and applies the appropriate penalty for all fouls.*

i. If a player on the fouled team commits a foul during advantage, this foul ends the advantage and is adjudicated in the same manner as a foul in any other circumstance.

a. If a team commits a foul that would result in a quaffle turnover during advantage, then the quaffle must be turned over to the opposing team.

ii. If a player on the fouling team, other than the original fouling player, commits a separate foul during advantage, the referee may decide to stop play or continue advantage as appropriate.

iii. If the player who committed the original foul commits a second foul during advantage, the referee may decide to stop play or continue advantage as appropriate.

a. If the referee believes that the fouling player intentionally committed the second foul, a second penalty must be given.

b. If the referee believes the fouling player did not intentionally commit the second foul, the penalty for the more egregious of the two fouls is given.

3.3.4.3. Snitch catches during advantage:

*A. Any snitch catch by the fouling team during advantage must be called no good.*

*B. Any snitch catch by the fouled team that meets the criteria for a good catch must be called good.*

3.3.4.4. Restart procedure after advantage has been called:

*A. If the fouled team scored:*

i. If advantage was called due to a foul in the quaffle game, then play restarts according to standard procedure for a goal.

ii. If advantage was called due to a foul in the bludger game:

a. If the fouling team retained possession of two bludgers at the end of advantage, the bludger possessed by the beater who committed the foul is given to the nearest eligible beater from the opposing team.

b. All other plays made by beaters or changes in bludger possession for either team during the advantage are valid.



iii. If advantage was called due to a foul by a seeker, then play restarts according to the standard procedure for a goal.

*B. If advantage was called due to a foul in the quaffle game and the fouled team did not score:*

i. If the quaffle carrier at the time of the foul did not commit a foul during the advantage, this player (or

their substitute) is returned to the location of the advantage marker before play is resumed.

a. If this player has been knocked out, they are returned to the point of the foul as an eligible player, even if they have not completed the knockout procedure.

b. The quaffle is returned to this player.

ii. All other players remain where they were at the time of the stoppage and, if knocked out before the stoppage, continue to be knocked out and must follow the knockout procedure as outlined in 5.3.1. Knockout procedure.

*C. If advantage was called due to a foul in the bludger game and the fouled team did not score:*

i. Quaffle play is reset as outlined in 3.3.4.4.B.i.

ii. If the fouling team retained possession of two bludgers during the advantage, the bludger possessed by the beater who committed the foul is given to the nearest eligible opposing beater at the time of the stoppage.

iii. All other plays made by beaters or changes in bludger possession for either team during the advantage are valid.

*D. Play is resumed by the head referee.*

### **3.3.5. Delayed penalties**

All blue, yellow, and red card penalties called by assistant or snitch referees are considered delayed penalties because of the time between the offense and when the head referee is able to stop play and adjudicate the penalty.

#### 3.3.5.1. Calling a delayed penalty:

*A. If a beater, chaser, or keeper who does not possess the quaffle commits a foul, an assistant or snitch referee raises their hand and play continues as a delayed penalty.*

*B. The assistant referee sends the fouling player back to hoops.*

*C. The referee visually and verbally signals to the head referee that a foul has occurred and which team committed the foul.*

i. If the head referee determines that it is appropriate to immediately stop play, the head referee may do so.

ii. The head referee may allow play continue as an advantage situation until the advantage abates in any way, unless the foul continues or escalates.

*D. If another foul is committed during a delayed penalty, by either team, the head referee should stop play and adjudicate both fouls immediately.*

i. If both teams have committed fouls and the situation would leave possession of a ball

undetermined, the team that was fouled later is awarded the ball.

*E. If called due to a foul by a seeker:*

i. Seeker fouls that affect the bludger or quaffle game should be called the same as any other delayed penalty.

ii. Seeker fouls that only affect the seeker game (seeker to seeker or seeker to snitch runner) are a delayed penalty for the sake of not interrupting the quaffle game, but the possession of the quaffle and goals scored are not affected.

3.3.5.2. When the referee stops play for a delayed penalty that affects the quaffle or bludger game:

*A. If the fouling team scored during the delay, the goal is discounted, whether or not the foul directly affected the goal. The defending keeper receives possession of the quaffle in their own keeper zone.*

*B. If neither team scored during the delay:*

i. On a yellow or red card foul, the quaffle is turned over to the closest eligible player of the fouled team, whether or not the foul directly affected possession.

ii. On a blue card foul, the quaffle is turned over to the closest eligible player of the fouled team only if the foul resulted in a change of quaffle possession or the fouled team lost the quaffle during the delay.



*C. If the fouled team scores, standard advantage procedure should be implemented (see 3.3.4.4.A.).*

*D. After all penalties are adjudicated, play is restarted.*

3.3.5.3. When the referee stops play following a delayed penalty that does not affect the quaffle or bludger game:

*A. Any quaffle score during the delay must be called good.*

*B. There is no change of possession.*

*C. The head referee adjudicates the appropriate penalty*

*D. Play is restarted.*

3.3.5.4. Snitch catches during delayed penalties:

A. Any snitch catch by the fouling team during a delayed penalty must be called no good and the snitch is reset.

B. Any snitch catch by the fouled team during a delayed penalty, that is otherwise good, must be called good.

### **3.3.6. Delay of game**

3.3.6.1. Delay of game

Delay of game in quidditch refers specifically to an attempt to stop or significantly impede the quaffle game from continuing. The exact determination of what constitutes delay of game is at the discretion of the referee, within the following guidelines:

*A. The following scenarios, and any that can reasonably be considered fitting in the same categories, should NOT be considered delay of game:*

- i. After moving forward to attack, the offense passes backwards to a quaffle player, including resetting the quaffle to a quaffle player in the keeper zone. Though not technically “advancing” the quaffle, the play allows the offense to set up strategically and gameplay is not affected.
- ii. The quaffle carrier is forced by the defense to stop or is on the ground and unable to continue moving.
- iii. The quaffle carrier moves slowly but consistently up the pitch with the ball.
- iv. A beater or beaters are guarding the quaffle that is still on the ground and their team’s quaffle players are making a reasonable effort to gain possession and restart quaffle play.

*B. The following scenarios, and others that can be reasonably considered fitting in the same categories, should be considered delay of game in most circumstances:*

- i. The offense moves forward with the ball and stops moving completely or takes extreme measures to move slowly or erratically, without being forced to do so by the defense, including, but not limited to:

- a. The quaffle carrier stands stationary behind a beater in possession of a bludger.
  - b. The quaffle carrier tiptoes or zigzags slowly up the pitch.
  - c. Players repeatedly toss the quaffle between two players on their own side of the midfield line.
- ii. A beater or beaters guard the quaffle that is still on the ground, but their team's quaffle players are not making a reasonable effort to gain possession of the quaffle and restart quaffle play.

*C. Keeper delay:*

- i. A protected keeper must directly and immediately advance the quaffle out of the keeper zone, attempt to complete a pass, or drop the quaffle to the ground.
- ii. Once the offensive team possesses the quaffle outside the keeper zone:
  - a. The keeper loses all powers of a protected keeper including knockout immunity, protection of sole possession of the quaffle, and unlimited kicks to the quaffle.
  - b. The powers listed in 3.3.6.C.ii.a. are regained after the opposing team gains possession of the quaffle.

**Penalty: Warning:** The head referee should issue a warning when the referee determines that the team is beginning to delay the game. Teams must respond immediately to this warning or incur further penalty.

**Penalty: Blue:** A player who the head referee determines to be delaying the game after the team has been warned must receive a blue card and the quaffle must be turned over to the closest eligible player of the opposing team to the point of the foul.

#### 3.3.6.2. Resetting

A team may not reset the quaffle into their own half, or further away from the midfield line within their own half, without either attempting a pass to an eligible receiver or attempting to score a goal through their opponents' hoops, at the discretion of the referee.

A. A receiver's eligibility is determined at the arrival of the quaffle, not the time of the pass.

B. Resetting only applies if the quaffle is propelled in a manner that can reasonably be considered a "reset" at the discretion of the referee.

C. Resetting does not apply to loose balls, unless a player intentionally made the quaffle loose in order for their team to attempt a reset.

**Penalty: Turnover:** If a player resets a quaffle illegally, then play is stopped and the quaffle is given to the closest eligible player on the opposing team at the point from which the fouling

player reset the quaffle. The referee may choose to let play continue if they believe the opposing team is not disadvantaged by where the ball has been illegally moved.

### **3.3.7 Timeouts**

Timeouts are stoppages in play and of game time specifically requested by an individual player or coach.

#### 3.3.7.1 Calling a legal timeout:

*A. Each team receives one, one-minute timeout per game.*

*B. A team may only request a timeout during the first 17 minutes of game time.*

*i. The timekeeper must announce the 17-minute mark of game time so both teams and the referee are informed that timeouts may no longer be called.*

*C. A team's timeout must be requested by the keeper on the pitch or the team's coach or captain for the game.*

*i. No other players, substitutes, or team officials may request a timeout.*

*D. A timeout may only be requested while the keeper of the team requesting the timeout has possession of the quaffle in the team's own keeper zone and has immunity.*

**Penalty: Yellow:** Any illegal attempt to call a timeout (already used, after the seeker floor, not in the keeper zone with immunity) will result in a yellow card for the team's designated coach. If the coach is non-playing, or simply not on the pitch, a

player on the pitch must be put in the penalty box.

#### 3.7.1.1 Timeout procedure

*A. The keeper on the pitch, coach, or captain of a team must request that the head referee call timeout by verbalizing the term "TIMEOUT" and may also visually indicate the request by crossing both hands in a "T" signal.*

- i. This request is subject to all conditions of 3.3.4.1.

*B. Upon receiving the request, the head referee:*

- i. Ensures that the team requesting the timeout meets all conditions of 3.3.4.1.
- ii. Stops play by blowing the whistle in paired short blasts. All rules regarding stopping play in section 3.3. Apply.
- iii. The head referee may briefly delay the stoppage of play to allow any active beater play to resolve.

*C. The head referee reports to the scorekeeper at the score table. At the score table:*

- i. The scorekeeper informs the head referee of the game time.
- ii. The head referee notes which team has called the timeout.

*D. The head referee announces:*

- i. The team which has called the timeout.
- ii. The current game time.
- iii. The timeout will last one minute from this announcement.

*E. The head referee, with the scorekeeper, is responsible for timing the minute.*

*F. At the end of the minute, the head referee notifies both teams that they must return immediately to their brooms.*

*G. The players who were in active play at the time of the timeout must return immediately to their brooms and be ready to resume active play.*

- i. No substitutions are allowed during the timeout.

*H. The head referee calls "Remount!"*

- i. The head referee resumes play by blowing one short whistle blast.

**Penalty: Yellow:** Any attempt to substitute during the timeout will result in a yellow card for the player who has entered the game illegally.





### **3.3.8 Defective balls mid-play**

If a game ball becomes defective (deflates, etc.) while in play, the head referee must stop play to replace the ball. The following conditions apply:

*A. The head referee must stop play immediately when any ball becomes defective.*

i. There is no advantage for either team when a ball becomes defective and where the ball is located on the pitch is irrelevant.

ii. All assistant referees should immediately inform the head referee of a defective ball.

*B. If a ball was in midair when it became defective, the replaced or repaired ball is returned to the player who last held possession, except the quaffle after a good goal.*

*C. No goals, knockouts, or snitch catches may happen with a defective ball.*

*D. If the quaffle becomes defective by hitting a hoop, no goal is scored unless the quaffle had already passed entirely through the hoop before becoming defective.*

*E. If a bludger becomes defective while hitting a player:*

i. The knockout counts.

ii. When a beater is struck, that beater may still catch the defective bludger to negate the knockout.

*F. If a live bludger becomes defective by sticking on the end of an opponent's broom, the opponent is knocked out. This action is not considered to be a catch.*

*G. If the snitch ball becomes defective during the snitch catch (eg. the sock breaks in half and the seeker gets half of it):*

i. The catch counts if the seeker cleanly removed the actual ball.

ii. If the snitch ball becomes defective before the catch, the catch must be called no good.

iii. The snitch referee should stop play if the snitch cannot be easily repaired.

iv. The replaced or repaired snitch ball is refastened to the snitch runner and play continues.



## 3.4. REGULATING GAME TIME

### 3.4.1. Game length

#### 3.4.1.1. Game time

Game time is measured in real time beginning from the first “B” sound in the head referee’s call of “Brooms Up!”

*A. The game time, and any time associated with it, must be paused for all complete stoppages of play and resumed when play is resumed.*

i. All clocks should be paused at any time a referee’s whistle is blown in short paired blasts.

ii. All clocks should be restarted on the head referee’s short whistle blast to resume play.

*B. There may be no rule or regulation strictly defining the length of a game.*

#### 3.4.1.2. Seeker floor

The seeker floor is a period of game time during which the snitch may not be caught.

*A. All games and tournaments are required to use a seeker floor during regulation time of 18 minutes.*

*B. The seeker floor must be measured in game time.*

*C. During the seeker floor, until the 17 minute mark, there are no seekers in play.*

*D. A seeker from each team must report to the timekeeper at or before the 17 minute mark of game time.*

i. Seekers are not eligible to interact with play in any way until they are released by the timekeeper.

ii. Seekers must remain within the penalty area until being released by the timekeeper.

*E. The snitch runner may enter the player area at any time after the 17 minute mark of game time and must have entered prior to the 18 minute mark of game time*

*F. At the 18 minute mark of game time, the timekeeper releases the seekers into the player area to pursue the snitch runner (see 7.5. Seeker rules).*

**Penalty: Blue:** If a seeker enters the pitch before 18 minutes, they must receive a blue card. Penalty time shall begin after the seekers have been released at the 18 minute mark.

#### 3.4.1.3. Regulating game length

In order to run tournaments in a timely manner, it may be necessary to implement regulations that will effectively limit the length of a given game.

*A. All games at a tournament should be subject to the same regulations and all teams must be informed of the regulations in place before games begin.*

*B. The snitch runner must be released onto the pitch at 18 minutes of game time in every game. The snitch runner may not leave the player area after this release.*

*C. The following handicaps on the snitch runner are cumulative, and must be implemented in all games at their assigned times as measured in game time.*

i. Upon the release of the seekers, the snitch runner is required to remain between the keeper zone lines.

ii. At the 23 minute mark of game time, the snitch runner is required to remain within roughly 1.5 yards (1 metre) of the midline of the field.

iii. At the 28 minute mark of game time, the snitch runner is required to use only one arm.

iv. At the 33 minute mark of game time, the snitch runner is required to remain within roughly 1.5 yards (1 metre) of the intersection of the midline of the pitch and sideline of the pitch opposite the scorekeeper and benches.

*D. Snitch runners may choose to further handicap themselves during a game, however tournament staff and game officials must neither order nor request that they do so.*

*E. No snitch catch shall be invalidated due to a snitch runner not being in compliance with the handicaps.*

*F. Repeated violations of the handicaps is grounds for the replacement of the snitch runner*

*G. If a game proceeds to overtime, all handicaps on the snitch runner are removed for the remainder of the game, except for the requirement to remain between the keeper zone lines, and no further handicaps shall be implemented.*

### **3.4.2. Ending the game**

#### 3.4.2.1. Ending regulation time:

*A. The head referee or snitch referee shall stop play by blowing a whistle in paired short blasts when either believes a good snitch catch may have occurred (See 4.5. The snitch catch).*

i. After play is stopped, the head referee should check verbally or visually with all relevant assistant referees to ensure there are no legitimate challenges to the validity of the catch.

a. In the case of any disagreement between officials, the head referee makes the final decision as to the status of the catch.

ii. If the snitch catch was no good, the snitch must be reset and play restarted.

iii. If the snitch was good, the head referee shall blow three long whistle blasts to indicate the end of the period.

*B. If the game is not tied, the game ends and the team with the most total points is declared the winner.*

*C. If the game is tied, the game proceeds to overtime (see 3.5.2. First overtime).*

#### 3.4.2.2. Ending first overtime

There are two ways that a first overtime period may end:

*A. If the entire five minutes of game time passes without a clean snitch catch, the head referee must blow three long whistle blasts, indicating the end of the period.*

- i. If the game is not tied, the game ends and the team with the most total points is declared the winner.
- ii. If the game is tied, the game proceeds to sudden death second overtime (see 3.5.3. Sudden death second overtime).

*B. If the snitch has been caught cleanly in overtime, the head referee must blow three long whistle blasts indicating the end of the period.*

- i. If the game is not tied, the game ends and the team with the most total points is declared the winner.
- ii. If the game is tied, the game proceeds to sudden death second overtime (See 3.5.3. Second overtime).

#### 3.4.2.3. Ending second overtime

Second overtime ends immediately following any score by either team.

*A. If the snitch has been caught cleanly in second overtime, the head referee must blow three long whistle blasts indicating the end of the period and game.*

*B. Upon confirming a good goal by either team in second overtime, the head referee must also blow three long whistle blasts indicating the end of the period and game.*





## 3.5. OVERTIME

### **3.5.1. Going to overtime**

In a situation where both teams have scored an equal amount of points after the snitch has been caught in regulation time, the game proceeds into overtime.

### **3.5.2. First overtime**

The following procedure is observed for the first overtime period:

*A. The two teams switch ends of the pitch that they are defending.*

*B. The referees reset the pitch.*

*C. The head referee must grant the teams approximately three minutes of rest period between regulation time and overtime.*

*D. At the call of the referee, both teams take their positions at the starting line.*

*i. If there are players serving time in the penalty area for a blue or yellow card, the snitch catch that ended regulation time is treated as a single score for the purposes of releasing a player. All other players must serve the remainder of their penalty time during the first overtime period.*

*E. The referee begins play by following the procedure in 3.2. Starting the game.*

*F. The snitch must enter the pitch at some point between the start of the period and the 30 second mark of overtime.*

*G. A 30-second seeker floor applies before seekers may pursue the snitch.*

- i. At the beginning of overtime, the seekers must check in at the scorekeeper table to be released from the penalty area when the 30 second seeker floor has concluded.
- ii. At the end of the 30 seconds the seekers are released to pursue the snitch.

*H. Overtime lasts five minutes of game time or until the snitch has been legally caught. After either has occurred, the team with the higher score is declared the winner.*

*I. Timekeeper role in overtime:*

- i. The timekeeper must announce each minute time has passed in overtime (4, 3, 2, 1).
- ii. The timekeeper must announce thirty seconds and 15 seconds remaining.
- iii. The timekeeper must countdown from 10.
- iv. If a referee makes an advantage call during first overtime, the timekeeper must stop the overtime clock as soon as their arm is raised. The overtime clock must remain stopped until the foul is resolved. This way, a team may not attempt to run out the overtime clock by intentionally fouling.

*J. If both teams have scored an equal amount of points after first overtime, the game proceeds into second overtime.*

### **3.5.3. Second overtime**

In a situation where both teams have scored an equal amount of points after the first overtime, the game proceeds into sudden death second overtime. The following procedure is observed for the second overtime period:

*A. Teams do not switch ends of the pitch before the second overtime.*

*B. The referees reset the pitch and players immediately.*

*i. If there are players serving time in the penalty area for a blue or yellow card, the snitch catch that ended first overtime (unless ended by expiration of time) is treated as a single score for the purposes of releasing a player. All other players must serve the remainder of their penalty time during the second overtime period.*

*C. During the second overtime, play begins with "Brooms Up!" just as in overtime.*

*D. The snitch must remain on the midfield line until "Brooms Up!" is called.*

*E. There is no seeker floor in second overtime. The seekers must start the period on the starting line.*

*F. The first team to score any points, by quaffle or by snitch, is declared the winner.*

## 3.6. FORFEITS & SUSPENDED GAMES

### 3.6.1. Forfeits

#### 3.6.1.1. Declaring a game a forfeit:

*A. The head referee may declare a game forfeit due to the speaking captain of a team officially requesting a forfeit.*

*B. The head referee may declare a game forfeit if any player persists in refusing to leave after receiving a red card or becomes a danger to spectators, players, or officials.*

*C. The head referee may declare a game forfeit if a team does not have enough players to continue play.*

*D. A game may be declared forfeit due to violations of league or tournament policy.*

#### 3.6.1.2. In the event of a forfeit:

*A. The game is over immediately and the forfeiting team is declared the losing team.*

*B. All players should clear the field to discourage any potential escalation.*

### 3.6.2. Suspended games

#### 3.6.2.1. Declaring a suspended game:

*A. The head referee or tournament director may declare a game suspended due to weather, safety concerns, extreme or inappropriate misconduct, or external interference.*

*B. Suspended games must be recorded with the current game time, score, players in play, and possession of all game balls.*

*C. Suspended games should be resumed as soon as possible after it has become safe to resume play.*

3.6.2.2. Resuming a suspended game:

*A. All players in play at the suspension must line up behind their respective starting lines.*

*B. Game balls must be given to the appropriate teams based on the possession information recorded at the time the game was suspended*

*C. If the suspension occurred after the snitch runner was released, then the snitch runner should enter the player area before the game resumes and the seekers must line up behind their starting lines.*

*D. The head referee shouts "Brooms Down!"*

*E. All starting players should be stationary with the broom flat on the ground as in the regular start of game procedure.*

*F. The head referee shouts "Ready!"*

*G. The head referee shouts "Brooms Up!"*

*i. On the first "B" sound of "Brooms Up!" all players may begin play.*

## 4. SCORING

### 4.1. GOAL SCORING

#### **4.1.1. Good goal**

Ten points are scored for a team when the quaffle in any way passes entirely through their opponent's hoops and the goal is confirmed as good. The head referee must confirm that a goal is good.

*A. The following must all be true for a goal to be counted as good:*

i. The whole quaffle passes through one of the hoops.

a. Any part (or the entirety) of the scoring player's body may pass through the hoop.

b. Goals may be scored through either side of the hoops.

ii. The scoring player (the player who propels the quaffle before it enters the hoops) is not knocked out while in contact with the quaffle, making it unscorable (see 5.3.4. Natural motion).

iii. The scoring player has not committed a back to hoops foul immediately before receiving the quaffle or while in contact with a live quaffle.

iv. There is no delayed penalty, blue card, yellow card, or red card offense committed by the scoring

team in the bludger or quaffle game (see 3.3.5. Delayed penalties).

- a. Penalties between the seekers or between a seeker and a snitch runner do not negate a goal.

V. The hoop is not dislodged or otherwise unplayable (see 4.2. Broken or fallen hoops).

*B. The quaffle becomes dead as soon as a good goal has been scored. If a goal is confirmed as good, then play should proceed as described in 4.4. Restarting after a goal.*

*C. The head referee must confirm that a goal is good.*

i. The head referee confirms that the goal is good by blowing one long whistle blast and raising both arms.

ii. The quaffle should be played as if it is live until the head referee confirms that the goal is good.

a. If the goal is declared good, then no plays with the quaffle during this time count, though all fouls and illegal plays would still result in a penalty.

b. If the goal is declared no good, then the quaffle is live and play continues.

#### **4.1.2. Own goal**

A team may score a goal for the opposition by passing the quaffle through a goal in their own keeper zone.

*A. Any time a live quaffle passes through a hoop, and the above conditions are met, a goal is scored.*

*B. If an own goal is scored, then the goal counts for the opposition, no matter which team propelled the ball through the hoop.*

#### **4.2. BROKEN OR FALLEN HOOPS**

##### **4.2.1. Scoring through a dislodged or broken hoop**

No one may score on a hoop that has become dislodged. A dislodged hoop is defined as being broken, displaced, in any way knocked down, or unplayable.

*A. If a hoop is in the process of becoming dislodged (such as a hoop in the process of falling) when the quaffle travels through it, the goal still counts.*

*B. A hoop must be entirely fixed and returned to its correct position before a goal may again be scored on that hoop.*

*C. Hoops that are no longer along the same plane as the hoop line (i.e. turned so that they are no longer facing the midfield line) are not considered dislodged and may be scored upon, but they should be returned to the proper position by the corresponding goal judge once active play leaves the area.*



*D. The head referee may verbally declare any hoop dislodged, and therefore unplayable, if the referee determines that the above conditions for a dislodged hoop are met.*

#### **4.2.2. Dislodged hoop procedure:**

*A. If a hoop is broken, displaced or otherwise unplayable:*

i. Play must be stopped if the broken hoop poses a threat to the safety of the players.

ii. If play is not stopped, the goal judge must return the hoop to its proper position as soon as play leaves the area.

iii. If the quaffle goes past the hard boundary and there are no advantages, play must be stopped to fix the hoops.

iv. The team with the quaffle may elect to request play be stopped to fix a dislodged hoop if the quaffle or the player with the quaffle has not passed the midfield line. Once the quaffle or the player with the quaffle has passed the midfield line, the team may not request a reset.

*B. If all three of a team's hoops are broken, the head referee must stop play until they are fixed.*

*C. No players may play in a manner that would create a significant threat of dislodging the hoops outside of regular gameplay. This does not apply to balls dislodging hoops or*

*hoops that come down in the process of a score or attempt to block a score.*

*D. A player may not intentionally dislodge a hoop.*

**Penalty: Blue:** A player who repeatedly, unintentionally dislodges a hoop must receive a blue card.

**Penalty: Yellow:** A player who recklessly dislodges a hoop must receive a yellow card.

**Penalty: Red:** A player who intentionally dislodges a hoop must receive a red card.

#### 4.3. GOALTENDING

A play is considered goaltending, and is scored as if the quaffle had gone through the hoop, if any of the following is true:

*A. A player, other than the keeper, touches the quaffle with a part of themselves or their equipment that is extended through a hoop, within their own defensive keeper zone, from the side where the quaffle would exit.*

*B. A player from the defensive team, other than the keeper, blocks the quaffle from passing entirely through the hoop by positioning themselves or their equipment on the opposite side of the hoop from where the quaffle would enter the hoop.*

#### 4.4. RESTARTING AFTER A GOAL

##### **4.4.1. Penalty area release**

If there are players in the penalty area when the opposing team scores a goal, one player from the team scored upon with the least amount of penalty time remaining for a blue or yellow card is released from the penalty area. Players serving time in the penalty area for red card offenses are not released after a goal (see 6.4.2.2. Time of penalty).

#### **4.4.2. Dead quaffle**

During the time between when a goal is confirmed as good by the head referee and when quaffle play is restarted, all of the players and all of the balls except for the quaffle are live and in play. However, the quaffle is dead, and no one may score with the quaffle until quaffle play is restarted. The following conditions apply to quaffle while it is dead:

*A. Any player on the formerly defending keeper's team may carry or pass the quaffle to the keeper in that keeper's own keeper zone, but may not otherwise interact with the dead quaffle.*

*B. The formerly offensive team may carry or pass the quaffle to the formerly defending keeper in that keeper's own keeper zone, but may not otherwise interact with the dead quaffle.*

*i. In this scenario, the formerly defending keeper must regain possession of the quaffle within their own keeper zone for the ball to become live.*

*C. The formerly defending keeper may request that a referee deliver the quaffle, but the referee may only deliver the quaffle in the team's own keeper zone.*

**Penalty: Blue:** A player who intentionally illegally interacts with a dead quaffle must receive a blue card.



### **4.4.3. Keeper restart**

After a goal has been scored, quaffle play is restarted when the quaffle is in the possession of the formerly defending team's keeper on that keeper's team's own half of the pitch.

4.4.3.1—If the formerly defending keeper is the first player to possess the dead quaffle, it becomes live if they touch it anywhere in their half of the field.

*A. If anyone else touches the quaffle first, including a referee (upon keeper's request), then it must be reset in the keeper zone, and the keeper must retreat to their own keeper zone to restart play.*

4.4.3.2—The head referee must blow one short whistle blast after quaffle play is restarted by the keeper's possession.

## **4.5. THE SNITCH CATCH**

### **4.5.1. The snitch catch**

When a snitch catch is confirmed, 30 points are awarded to the team whose seeker caught the snitch, and the period of play is immediately ended. A good snitch catch is confirmed when all of the following are true:

*A. A seeker has detached the snitch ball from the snitch runner and holds sole possession of the snitch ball during the instant that it is separated from the snitch runner.*

*B. The snitch ball was securely attached to the shorts of the snitch runner before the snitch catch.*

*C. The snitch runner was not on the ground or ruled as down during the snitch catch. (see 8.3.9. Ruled as down).*

*D. There is no foul of any level (back to hoops to red card) by the seeker who caught the snitch immediately prior to or during the catch.*

*E. No cardable offense by any member of the catching team was committed.*

*F. The snitch was not impeded by a member of the catching team in a way that may have in any way contributed to the catch, even if unintentional.*

*G. The seeker was not knocked out or dismounted at the time of the catch.*

*H. The seekers did not simultaneously remove the snitch from the snitch runner.*

*I. Play was not stopped when the snitch was caught.*

#### **4.5.2. Snitch catch procedure**

*A. If snitch referee believes that there may have been a good snitch catch, the snitch referee must blow paired short whistle blasts to stop play (see 8.3.6. Confirming the catch).*

- i. All plays made before this stoppage are valid and must be counted.

*B. The head referee, snitch referee, snitch runner, and any other relevant officials should confer to determine if the catch is good.*

*C. If the catch is confirmed, the head referee blows three long whistle blasts, 30 points are awarded to the successful team, and the period of play ends immediately.*

#### **4.5.3. Declining the Catch.**

*In limited situations, the catching team may choose to decline the catch.*

*A. A snitch catch cannot be declined unless the catch occurred between the original goal or no-goal signal by the Head Referee and the official reversal of that call pursuant to rule 8.1.3.2.A.*

*i. If the Head Referee had not yet signalled their call prior to the catch, the catch cannot be declined, regardless of whether other officials had made any signals.*

*B. A snitch catch cannot be declined unless the change of the goal call affects whether the period would end in a tie.*

*C. If a catch is declined, play restarts as though the catch had been ruled no good.*

## **5. THE KNOCKOUT EFFECT**

### **5.1. THE MOUNTED BROOM**

#### **5.1.1. Mounting the broom**



All players must be mounted according to the following procedure in order to participate in play:

*A. To mount the broom the player must have the broom straddled between their legs, touching some part of their body.*

*B. The player remains mounted until one of the following occurs:*

i. The broom (or arm that is holding the broom) no longer crosses the plane between the player's legs.

ii. The player loses contact with the broom.

iii. The broom lays flat on the ground without the player's hand underneath it.

*C. No forms of artificial attachment are allowed; these are considered illegal equipment (see 2.4.1.D. Brooms).*

### **5.1.2. Dismounting**

If a player intentionally or unintentionally dismounts while in play, any plays made by that player while dismounted do not count.

*A. Once dismounted, the player is considered out of play until they have followed the knockout procedure and remounted the broom (see 5.3. Knockout procedure).*

*B. If a player is dismounted by the illegal actions of an opponent, the player must immediately remount and continue play. If the player does not immediately remount,*

*then they must follow the procedures for the knockout procedure (see 6.1.1.1.A. and 5.3. Knockout procedure).*

**Penalty: Back to hoops:** A player who dismounts while in play must be sent back to hoops.

**Penalty: Blue:** Any player who continues play after being dismounted must receive a blue card.

**Penalty: Yellow:** A player who continues or initiates contact while dismounted must receive a yellow card.

## 5.2. THE KNOCKOUT EFFECT

### **5.2.1. Incurring the knockout effect**

If a player is struck with a live bludger, that player is “knocked out” and must follow the knockout effect procedure as outlined in 5.3. Knockout effect procedure.

*A. A player is knocked out if that player is struck by a live bludger in the following places:*

- i. Any part of the player’s body, including the player’s hair or fingers, including fingers holding a ball.
- ii. On any part of the player’s equipment (including the broom), except for a held ball.
- iii. On any part of the player’s clothing.

*B. If a live bludger hits a player at the same time as the bludger hits the ground or is caught by an eligible player, the player is still knocked out.*

*C. If a player is struck by a live bludger, that player is considered "knocked out" unless they are called "safe" or "clear" by a referee.*

### **5.2.2. Live bludger**

In order to incur the knockout effect a bludger must be live.

*A. To be live, a bludger:*

i. Must be thrown, kicked, or otherwise intentionally propelled by a beater.

ii. Must not have touched the ground, traveled outside of the player area, or been caught.

a. In these cases, the bludger is live until the action indicated has occurred.

iii. Must not have been stripped by an opponent's body, another bludger, or the quaffle.

*B. Any bludger that is not live is considered "dead."*

*C. Every opposing player struck by a live bludger is subject to the knockout effect.*

i. Chasers, seekers, and keepers outside of their own keeper zone are immediately knocked out and must complete the knockout procedure (See 5.3. Knockout effect procedure).

ii. Keepers are knocked out immediately, unless they are a protected keeper (see 7.3.3.2. Keeper specific powers).

iii. Beaters who are struck by a live bludger:

a. May delay dismounting in order to attempt to catch the bludger, until it becomes dead by other means (see 5.2.4 Struck beater).

1.If the beater catches the bludger before it becomes dead by other means, they are not knocked out.

2. If the beater fails to catch the bludger, they are knocked out.

*B. A beater who has been struck by a live bludger may not take any action other than attempting to catch the live bludger that struck them.*



### 5.2.3. Held bludgers

*A. A held bludger is not live and does not incur the knockout effect.*

*B. A beater may not intentionally initiate contact with an opposing player using a held bludger.*

*I. A beater may contact another beater with a held bludger in the course of play, but may not hold the bludger against an opposing beater to deceive them into believing they are knocked out.*

*C. A bludger that has been released or propelled in any way, other than by struck beater, is no longer held and is a live bludger.*

**Penalty: Blue:** A beater who intentionally holds a bludger against an opponent, to make them believe they are knocked out, must receive a blue card.

### 5.2.4. Struck beater

A struck beater is a beater who has been hit by a live bludger propelled by an opponent.

5.2.4.1. After the initial hit and before the bludger becomes dead, the struck beater may attempt to catch the live bludger that struck them.

*A. The only actions a struck beater may initiate are:*

*i. Dropping a held bludger.*

*ii. Following the knockout procedure.*

iii. Attempting to catch the live bludger that struck them.

a. After the initial hit, a beater may not intentionally attempt to change the direction of a bludger in any manner other than to attempt to catch it.

B. A beater is allowed to propel a bludger further into the air in the process of attempting a catch.

*B.If the beater catches the bludger, the beater is no longer subject to the knockout effect and the bludger becomes dead.*

*C. If the beater fails to catch the bludger before it becomes dead, the beater must immediately begin the knockout procedure.*

**Penalty: Blue:** A beater who intentionally changes, or attempts to intentionally change, the direction of a bludger after the initial hit must receive a blue card.

### **5.2.5. Blocking bludgers**

A player in possession of a ball may attempt to block an incoming live bludger with the ball in their possession:

*A. A quaffle or bludger may be used in an attempt to block.*

*B. To be a successful block, the incoming bludger must not hit any part of the player, before or after hitting the ball being used to block. This includes, but is not limited to:*

- i. The hand holding the ball being used in the attempt to block the bludger.
- ii. Any part of the player's body, including the player's hair or fingers.
- iii. Any part of the player's equipment (including the broom).
- iv. Any part of the player's clothing.

*C. The ball used in an attempt to block may be used to bat, swat, or otherwise propel the incoming bludger away from the intended target.*

- i. The quaffle, whether it is held or thrown, may not be used to interact with a dead bludger, including a bludger that is still in the hand of a beater.

#### **5.2.6. Swatting bludgers**

Any attempt to bat away, swat, or otherwise intentionally redirect a live bludger during an initial hit to a player is considered a bludger swat.

*A. Beaters may make any attempt to alter the course of a live bludger provided:*

- i. The swat does not cause the bludger to exit the pitch



ii. The beater is not a struck beater (see 5.2.4. Struck beater).

*B. Chasers and keepers may not swat bludgers at any time unless they are doing so with a quaffle in the process of a block as noted in 5.2.5.C Blocking bludgers.*

*C. Seekers may not swat bludgers at any time.*

**Penalty: Blue:** A chaser, seeker, or keeper who swats a bludger at any time must receive a blue card.

### **5.2.7. Friendly fire**

When a bludger is made live by one team, no player on their team may be knocked out by that bludger until it becomes dead and is made live again by the opposing team.

*A. Players hit by a bludger should dismount immediately (unless the player is a beater attempting to catch the live bludger).*

i. Players must be called "safe" by a referee if they are hit by friendly fire.

ii. If a player is not called "safe" by a referee, then that player is subject to the knockout effect.

*B. If the player dismounts due to friendly fire and has not made any plays or other actions while dismounted, the referee may allow the player to remount and continue play.*

- i. If the referee does not explicitly inform the player to remount and resume play, the player must complete the knockout procedure.

### **5.2.8. Knockout immunity**

In certain situations, beaters may become immune to the knockout effect by following certain procedures.

#### 5.2.8.1.—When a team has possession of two bludgers and the opposing team does not have possession of a bludger:

*A. A beater on the team with no bludgers may raise a hand above their shoulder, fist closed, to gain immunity from the knockout effect and attempt to retrieve the free bludger. The following guidelines apply:*

- i. The free bludger must become dead before a beater may begin to raise a fist to signal for immunity.
- ii. If an opponent begins a natural motion on an attempted knockout before an immune beater has gained possession of a ball, the knockout does not count (see 5.3.4. Natural motion).
- iii. If the opponent has released the bludger before a beater claiming immunity has raised a fist above their shoulder, the knockout still counts.
- iv. The player must directly and immediately proceed to gain possession of the free bludger.

a. This does not prohibit a player from approaching the ball from any direction they prefer.

v. The player may take no other actions until the free bludger is recovered or otherwise moved.

vi. If the opposing team loses possession of one of the two bludgers they had possessed, or moves the free bludger in a legal manner, then the beater with immunity immediately loses immunity and must lower their hand.

*B. If both beaters on a team raise their fists for immunity, either beater can put their fist back down without penalty. If both beaters keep their fists up, a penalty may be issued.*

**Penalty: Back to hoops:** If both beaters on a team raise their fists for immunity and one does not put their fist back down, the referee may send the beater whose call was more likely to be deceptive back to hoops.

**Penalty: Blue:** A player who begins or continues to claim immunity when ineligible to do so must receive a blue card, unless they act immediately to correct the claim by lowering their fist and play is not affected by their false claim.

#### 5.2.8.2. Manipulating immunity

It is illegal to manipulate the status of the bludgers for the sole purpose of changing the state of immunity. Examples include:

*A. A player may not claim immunity after that player has released a bludger, unless the bludger was released in an attempt to incur the knockout effect.*

*B. A player may not claim immunity in an attempt to retrieve a free bludger until the bludger is dead.*

*C. If a player on the team with two bludgers releases a bludger without attempting to knockout an opposing player, then the opposing beater who has claimed immunity maintains their immunity, except when relinquishing the bludger to their opponent or the hoops.*

*D. The referee must inform the players that the immunity status has not changed.*

**Penalty: Back to hoops:** A player who, at the discretion of the referee, tries to manipulate the status of immunity, must be sent back to hoops.

### 5.3. KNOCKOUT PROCEDURE

#### **5.3.1. Knockout procedure**

After being struck by a bludger resulting in the knockout effect, a player must complete the following procedure, in order, before becoming eligible to participate in the game:

*A. Immediately give up possession of any ball by dropping it.*

i. The player must not pass, toss, roll, or kick the ball, unless completing a natural motion already begun (see 5.3.4. Natural motion).

ii. If this ball is a bludger, the bludger is not made live when it is dropped.

iii. A quaffle dropped in this way is unscorable.

*B. Dismount from their broom.*

*C. Retreat back to their own hoops and touch part of any hoop.*

i. The player must touch the hoop loop or pole, not the hoop base.

ii. The player must touch the hoop with some part of the player's body, not with the broom.

*D. Remount their broom immediately, before leaving the vicinity of the hoops.*

**Penalty: Repeat:** A player who fails to dismount or remounts their broom before touching the hoops during the knockout procedure must repeat the procedure properly.

**Penalty: Blue:** A knocked out player who who interacts with play, other than initiating physical contact (see 5.3.2.D.i) without having completed the knockout procedure, must receive a blue card.

**Penalty: Yellow:** A player who intentionally or repeatedly does not complete any part of the knockout procedure must receive a yellow card.

### **5.3.2. Knocked out players**

Knocked out players are out of play and are subject to the following restrictions; a knocked out player must:

*A. Not make any play. Any goal, snitch catch, or knockout attempted by a player while they are knocked out is not counted.*

*B. Not release a pass, shot, or any other action regarding a game ball other than in cases of natural motion (see 5.3.4. Natural motion)*

*C. Drop any balls that are currently possessed.*

*D. Avoid interaction with other players or initiating physical contact.*

i. A player may not initiate any physical contact, other than incidental contact, after having been hit by a live bludger.

ii. If a player has already initiated physical contact, they should cease contact upon being hit with a live bludger.

iii. If a player is in the final motion of a singular action or has begun a physical interaction before being hit by a live bludger, then they may complete that action.

a. If a beater is in the process of wrapping an opposing beater, then they may complete the wrap, but may not complete a tackle.

b. If a chaser is charging an opposing chaser and is hit within the last step, then they should not be penalized for the charge.

c. If a chaser is charging an opposing chaser and is hit several steps before delivering the charge and still does so, then they should be penalized.

*E. Not substitute out of the game.*

*F. Notice and comply with the referee's call that the player is knocked out.*

**Penalty: Turnover:** A player releasing a pass or shot after having been knocked out, except in cases of natural motion, results in a turnover to the opposing team to the point where they were knocked out. The referee may choose to let play continue if they believe the opposing team is not disadvantaged by where the ball has been illegally moved.

**Penalty: Yellow:** Any player who initiates physical contact, other than incidental contact or in the final singular natural motion, with an opposing player after having been hit with a live bludger must receive a yellow card.

### **5.3.3. Unnoticed knockout**

If a player unintentionally continues play after being hit by a live bludger:

*A. The referee should verbally and visually inform the player that the player has been knocked out.*

*B. The referee may stop play in order to inform the player that they have been knocked out. If the referee must stop play due to an unnoticed knockout:*

i. Any ball held by the player, or which had been in possession of the player at the time of the knockout, should be turned over to the eligible player of the opposing team closest to the spot of the ball when it was released.

ii. The player should be sent back to hoops.

**Penalty: Blue:** A player who unintentionally continues play after being hit by a live bludger and affects play, other than in cases of throwing a ball (see 5.3.4. Natural motion) or initiating physical contact (see 5.3.2. Knocked out players), must receive a blue card.

**Penalty: Yellow:** A player who willfully ignores being knocked out must receive a yellow card.

#### **5.3.4. Natural motion**

When a player is knocked out, that player may finish one singular natural motion that they had already started, if that motion cannot be reasonably stopped.

5.3.4.1. For natural motion to be called, the following conditions apply:

*A. The player must release any possessed ball as part of the singular natural motion begun before being struck by a live bludger.*



i. Any motion begun after the bludger struck the player does not qualify as a natural motion.

*B. If a player has begun the final, singular movement of a pass when knocked out, the player may release the ball and play continues normally.*

i. A player may not release the ball if they are struck by a live bludger during any additional motions before the final motion, including, but not limited to, a windup.

*C. A player who has not yet contacted a ball when they become knocked out is not allowed to move that ball, even if they contact it in one singular natural motion.*

*D. If a player is no longer touching the quaffle when they are struck by a live bludger, the quaffle does not become unscorable.*

*E. A beater who is in the process of releasing a bludger may finish the natural motion, but this bludger is dead and cannot incur a knockout until it is made live another way.*

*F. If the release of a ball could be considered simultaneous, or too close to call, with the player being struck by a live bludger, the released ball should be considered an unscorable quaffle or dead bludger.*

**Penalty: Turnover:** If a player unintentionally begins a new motion after being knocked out, the ball they moved is given to the nearest eligible player on the opposing team to the point where they were knocked out. The referee may choose to let play continue if they believe the

opposing team is not disadvantaged by where the ball has been illegally moved.

**Penalty: Yellow:** Any player who intentionally begins an action, with knowledge that they were knocked out (including, but not limited to, being informed by a referee), should receive a yellow card.

#### 5.3.4.2. Unscorable quaffle

If a player is touching a quaffle when struck by a live bludger and releases it according to natural motion, the quaffle becomes an unscorable quaffle.

*A. An unscorable quaffle cannot result in a goal, even if the quaffle goes entirely through a hoop.*

*B. A referee must send the knocked out player back to hoops and call the goal no good.*

*C. The quaffle remains live and play continues normally.*

*D. An unscorable quaffle that bounces off a player from the opposing team, a referee, any equipment, or the ground remains unscorable.*

*E. The quaffle becomes scorable again if:*

- i. It is touched by a quaffle player teammate of the player who released the unscorable quaffle.
- ii. It is possessed by any player.



## 6. PLAYER CONDUCT AND INTERACTIONS

### 6.1. GENERAL PLAYER CONDUCT

#### 6.1.1. Rules and regulations

6.1.1.1. Authority of rules—Players shall abide by all rules and regulations in force for a particular game or tournament.

*A. Any player who is in violation of a rule as a direct result of the illegal actions of an opponent must immediately correct the violation once the opponent's action is completed in order to avoid penalty.*

**Penalty: General:** Any player who violates a rule or regulation in force for a specific game or tournament shall be subject to the appropriate penalty as established in this rulebook.

6.1.1.2. Authority of referees—Players must abide by the directives of the referees assigned to a particular game.

**Penalty: Yellow:** A player who refuses to comply with a referee's directive must receive a yellow card.

## 6.1.2. Unsporting behavior

Players must abide by standards of sporting behavior in all interactions with players, spectators, officials, and event staff.

6.1.2.1.—Players must not taunt or engage in rude or antagonistic behavior with players, spectators, officials, and event staff.

**Penalty: Yellow:** A player who taunts opponents or engages in rude or antagonistic behavior toward players, spectators, officials, or event staff must receive a yellow card.

**Penalty: Red:** A player who directs explicit or threatening taunts toward opponents or engages in explicitly rude or hostile behavior toward players, spectators, officials, or event staff must receive a red card and may be subject to additional penalty.

6.1.2.2. Language and gestures—It is illegal to use explicit, vulgar, extreme, or abusive language or gestures at any time.

**Penalty: Warning:** A player who uses undirected explicit, vulgar, extreme, or abusive language or gestures must receive a warning.

**Penalty: Blue:** A player who uses undirected explicit language or gestures after being warned may receive a blue card.

**Penalty: Yellow:** A player who uses explicit language or gestures directed toward any person must receive a yellow card.

**Penalty: Red:** A player who uses extreme or abusive language or obscene gestures directed toward any person must receive a red card.

6.1.2.3. Physical altercations and threats—It is illegal to engage in physical altercations with or threaten any players, spectators, officials, or event staff.

**Penalty: Red:** A player who engages in physical altercations with or threatens any players, spectators, officials, or event staff must receive a red card and may be subject to additional penalty.

6.1.2.4. Serious foul play—It is illegal to commit serious foul play, including egregious conduct and flagrant cheating.

**Penalty: Red:** A player who commits serious foul play must receive a red card.

**Penalty: Special:** If a team commits foul play that cannot be attributed to a specific player, the speaking captain must receive a red card and may be subject to additional penalty.

6.1.2.5. Faking a foul—It is illegal to pretend to be fouled in an attempt to deceive a referee.

**Penalty: Yellow:** A player who pretends to be fouled must receive a yellow card.

## 6.2. SUBSTITUTIONS

### **6.2.1. Substitution guidelines**

*A. Jurisdiction over substitutes—All substitutes and team staff (such as coaches) are subject to the authority and jurisdiction of the referees.*

*B. Time of substitution—A substitution may be made at any time during the game, provided a referee has not stopped play.*

*C. All substitutions must result in the substituting team adhering to all rules governing the number of players allowed at each position and the four maximum rule (see 7.1.1. Rosters and players and 7.1.3. Four maximum rule).*

*D. No player may substitute or change positions while in the penalty area, with the following exceptions:*

i. A keeper sent to the penalty area must change positions with a chaser before entering the penalty area.

ii. A player who has been given a red card must immediately leave the player area and the vicinity of the pitch and a substitute must proceed to the penalty area, following the red card procedure (see 6.4.1.5. Red card).

iii. When a substitute commits a foul, the team captain may choose any player to remove from the pitch while the substitute is in the penalty area and the substitute must serve the penalty time as the position of that player.

iv. A captain sent to the penalty area for a team penalty:

a. If in play—The captain may not change positions, unless they are the keeper, and must report immediately to the penalty area.

B. If not in play—The captain must designate a player to leave the pitch and must serve the penalty time as the position of the fouling player.

v. If the head referee deems a fouling player too injured to continue play by serving in the penalty area:

a. The speaking captain must choose an eligible substitute.

b. The fouling player may not reenter play until after the substitute has been released from the penalty area.

c. The scorekeeper and head referee should ensure that the fouling player is the one who has been credited with the foul.

### **6.2.2. Substitution procedure**

To replace a player with a substitute, the following conditions must be observed:

*A. The player substituting out is not knocked out or dismounted.*

*B. The player substituting out must not carry any balls off the pitch.*



*C. The player substituting out exits the pitch boundary within the team's substitute area and dismounts.*

- i. The player must not dismount before crossing the pitch boundary.
- ii. The player substituting out is no longer eligible to be knocked out once the player has dismounted.

*D. The substitute entering play must mount the broom and step onto the pitch before interacting with play.*

*E. If any other equipment must be traded (including headbands) this must occur off the pitch.*

*F. The substitute enters the pitch along the boundary of the team's substitute area.*

*G. A substitution is complete when the substitute crosses the boundary of the team's substitute area back onto the pitch.*

*H. The substitute is then immediately eligible to engage in gameplay and is subject to the knockout procedure.*

6.2.2.1. Unlimited substitution—By following the procedure in 6.2.2. Substitution procedure, a player who has substituted out may replace another player, of any position, at any time later in the game.

**Penalty: Repeat:** If a team attempting a substitution violates part of the substitution procedure, the referee must clearly alert the players and they must repeat the full

substitution procedure. If the player exiting the pitch was dismounted or had been knocked out, that player must complete the knockout procedure before completing the substitution procedure (see 5.3 Knockout procedure).

**Penalty: Blue:** If a player who has entered the pitch as a result of an illegal substitution disregards the referee's command to repeat the substitution or interacts with a ball or opponent, then they must receive a blue card.

### 6.2.3. Position change

*A. Players may change positions by exchanging headbands or by both players switching to the proper headband color for their new position.*

*B. If two players who are in play change positions, they must follow the full procedure for substitutions with the following exception:*

i. A keeper being sent to the penalty area must immediately exchange headbands with a chaser. This may be done on the pitch (see 6.4.2.6.B. Unusual penalty area situations).

**Penalty: Repeat:** If players complete an illegal position change, they may switch back to their original positions and complete the change properly as long as neither has interacted with play in any way during the time before the foul is corrected.

**Penalty: Double blue:** If either player interacts with play after an illegal position change, both players must receive blue cards.

#### **6.2.4. Substitutions due to injury**

*A. If a player is injured and play is not stopped, the substitution must follow all of the substitution procedure as outlined in 6.2.2. Substitution procedure.*

*B. A player may not feign an injury for any reason.*

*C. If a player is injured and play is stopped:*

i. Game time, seeker floor time, and penalty time must all be stopped.

ii. The injured player's broom is dropped on the field where the player was located.

iii. The injured player leaves the pitch.

a. If play is stopped for an injury, the player must leave the pitch and must follow the substitution procedure to return to the pitch.

b. The player may be assisted in leaving the pitch by any necessary means.

Iv. The injured player must be replaced by an eligible substitute.

a. While play is stopped, the substitute puts on all necessary equipment and goes to the point on the pitch indicated by the injured player's broom, replacing the player.

b. If there is no eligible substitute for an injured player, a team may continue playing a player down.

**Penalty: Yellow:** A player who feigns an injury must receive a yellow card.

### **6.2.5. Substitute area**

Substitutes must remain within the substitute area, as defined in 2.1.5.1. Substitute area, when play is not stopped. The following exceptions apply:

*A. The team's speaking captain, who has been designated before the game, or that person's replacement, may leave this area to communicate with referees, tournament staff, or players on the team.*

*B. Any players in need of medical attention may leave the substitute area to receive medical attention.*

i. If necessary, a team's speaking captain, a non-playing roster member, or another player designated by the team's speaking captain may leave the substitute area to attend to an injured player.

ii. All players who leave the substitute area in this way remain eligible to return to the game, if they are medically cleared.

*C. Any player who receives a red card must leave the player area and follow all tournament specific provisions (see 6.4.1.5. Red card).*

**Penalty: Blue:** A substitute who intentionally leaves the substitute area without permission of the referee must receive a blue card.

### **6.2.6. Substitutes interfering with play**

A substitute may not interfere with play in any way. The following guidelines apply:

*A. A substitute may not intentionally interact with a player or ball during play, including any play that occurs outside of the pitch boundaries.*

*B. If play moves towards a substitute, that substitute must make every reasonable effort to get out of the way.*

**Penalty: Blue:** A substitute who does not make every reasonable effort to move out of the way of play must receive a blue card.

**Penalty: Red:** A substitute who intentionally interacts with play must receive a red card.

### **6.2.7. Substitutions between periods**

Teams may make any number of substitutions during the time between periods without following substitution procedure. Once a period has begun, however, all procedures must be followed.

**Penalty: Red:** Any player who intentionally breaks the substitution rules in order to affect gameplay is guilty of serious foul play and must receive a red card.



## 6.3. PHYSICAL CONTACT

### 6.3.1. General contact

6.3.1.1. Legal contact— Players are allowed to physically interact over the course of play.

*A. Bumping, grappling, and incidental contact between players of the same position, and chaser and keepers in regards to one another, is legal in most circumstances.*

*B. Other particular forms of contact are legal in some circumstances and illegal in others (see 6.3.2. Specific contact to 6.3.2.8. Tackling).*

*C. Illegal contact—Illegal contact includes any form of contact prohibited by the rules. Illegal contact may be intentional or unintentional. In some cases, unintentional illegal physical contact may be adjusted to avoid penalty. In order to be considered unintentional, the offending player must act immediately to correct the illegal contact.*

6.3.1.2. Illegal physical contact—The following forms of physical contact are always illegal, unless the contact is determined by the referee to have been incidental:

*A. Intentionally contacting a player of another position, except for chasers and keepers in regard to one another.*

*B. Intentionally contacting the snitch runner, except for seekers.*

- C. Kicking an opponent.*
- D. Kneeing an opponent.*
- E. Head-butting an opponent.*
- F. Elbowing an opponent.*
- G. Making contact with an opponent's head, neck, or groin.*
- H. Initiating contact at or below the knees of an opponent.*
- I. Exerting force at or below the knees of an opponent.*
- J. Tripping an opponent.*
- K. Sliding or diving into an opponent.*
- L. Jumping or leaping onto any player.*
- M. Attaching a body to another player so that the player who initiates the contact is being carried by the opposing player.*
- N. Intentionally carrying any player, either an opponent or player from the same team.*
- O. Contacting an opposing protected keeper who is in sole possession of the quaffle (see 7.3.3.2. Keeper specific powers).*
- P. Applying sharp, sudden force (yanking) directly through or on an opponent's arm, including by linking arms and*



*moving quickly in the opposite direction to an opponent, twisting the body quickly while linking arms to exert sudden force through the arms, or by any other means.*

**Penalty: Back to hoops:** A player who unintentionally makes illegal physical contact and immediately adjusts to correct the contact may be sent back to hoops at the discretion of the referee based on whether or not the physical contact affected gameplay.

**Penalty: Yellow:** A player who makes illegal physical contact either intentionally or without immediately adjusting, must receive a yellow card.

**Penalty: Red:** A player who makes makes illegal physical contact in a way that the referee determines to be violent or egregious conduct must receive a red card.

6.3.1.3. Interaction guidelines—Players may interact with each other in various ways that do not necessarily result in contact, but the following guidelines apply. A player may not:

*A. Slide or dive directly toward an opponent in a way that forces the opponent to change their movement to get out of the way of the slide or dive.*

i. Dives or slides which do not violate the above condition (e.g. side-by-side motion) and are not reckless, dangerous or otherwise illegal shall not be penalised

*B. Position their body with the intention of causing an opponent of a different position to run into the player, or in*

*any way make physical contact, except for chasers and keepers in relation to each other.*

*C. Engage in a moving pick against a player who is not in possession of a ball or a pick of any kind against a player of a different position.*

- i. A pick is a passive attempt to create an unmoving barrier using a player's body with the intent of forcing the opposing player to circumvent the block. A moving pick is a pick attempted without the player having set their feet before interacting.
- ii. If a push is initiated while moving, the play should not be considered a pick.

*D. As a substitute, intentionally interact with play. This penalty must result in a red card.*

*E. Kick a ball which an opponent's hand is touching.*

- i. Kicks which do not violate the above condition, but which constitute reckless play (7.2.7) or make contact with an opponent (6.3.1.2.C) should be penalised as such.

**Penalty: Back to hoops:** A player who commits an unintentional illegal physical interaction and immediately adjusts to correct the interaction may be sent back to hoops at the discretion of the referee based on whether or not the physical interaction affected gameplay.

**Penalty: Yellow:** A player who commits an illegal physical interaction that is either intentional or not immediately adjusted must receive a yellow card.

**Penalty: Red:** A player who commits an illegal interaction in a manner that the referee determines to be violent or egregious conduct must receive a red card.

6.3.1.4. Egregious contact—Particularly egregious illegal contact is prohibited, and the following guidelines apply. A player may not:

*A. Make contact using excessive force.*

i. Using excessive force is defined as when a player exceeds by far the necessary use of force to complete the action initiated and as a result is in danger of injuring an opponent.

*B. Deliberately injure or attempt to deliberately injure any person.*

*C. Strike or attempt to strike an opponent.*

*D. Intentionally physically contact an opponent's head, neck, or groin.*

*E. Intentionally physically contact a referee other than the snitch runner.*

*F. Charge a helpless receiver (see 6.3.2.5.C. Charging a helpless receiver).*

*G. Tackle a helpless receiver (see 6.3.2.8.C. Tackling a helpless receiver).*

*H. Intentionally spit at or on a player, spectator, official, or event staff.*

*I. As a substitute, intentionally contact any person who is in play (see 6.2.6. Substitutes interfering with play).*

**Penalty: Red:** A player using egregiously illegal physical contact must receive a red card.

#### 6.3.1.5. Initial point of contact

There are several types of physical contact, including pushing, body blocking, charging, grabbing, wrapping, and tackling in which a player must not make initial contact with an opponent from behind.

*A. The contact must be initiated from the front of the opponent's torso:*

i. The front of the torso is defined by a 180 degree straight plane bisecting the player at the middle of both shoulders.

ii. To be considered to the front of the opponent and to be eligible to make contact, the navel of the player initiating contact must be in front of this 180 degree plane when contact is initiated.

iii. As long as the body of the contacting player is positioned in this manner the actual point of contact

may occur at any legal part of the opponent's torso, arms, or legs above the knee.

*B. Once contact has been legally established, a player may continue contact even when it results in contact from behind.*

*C. If the referee determines that a player leads with their back and spins or turns prior to contact in order to try to draw a foul for initiating contact from behind, the contact may continue and there is no foul.*

*D. If a player outruns an opponent attempting to initiate contact and the contact is initiated from behind, this is still a foul. This could be when two players are running for the same ball, or when a defender is facing an offensive player, is passed, and initiates contact from behind after they are passed.*

**Penalty: Back to hoops:** A player who unintentionally makes initial contact from outside the 180 degree plane and immediately adjusts to correct the contact may be sent back to hoops at the discretion of the referee based on whether or not the physical contact affected gameplay.

**Penalty: Yellow:** A player who makes initial contact from outside of the 180 degree plane, either intentionally or without immediately adjusting, while performing a push, body block, charge, grab, wrap, or tackle must receive a yellow card.

**Penalty: Red:** A player who makes initial contact from outside of the 180 degree plane in a way that the referee determines to be violent or egregious conduct must

receive a red card.

6.3.1.6. Limited contact from behind:

There are several types of physical contact, including pushing, body blocking, charging, grabbing, wrapping, and tackling in which a player must not make initial contact with an opponent from behind.

*A. The contact must be initiated from the front of the opponent's torso:*

i. The front of the torso is defined by a 180 degree straight plane bisecting the player at the middle of both shoulders.

ii. To be considered to the front of the opponent and to be eligible to make contact, the navel of the player initiating contact must be in front of this 180 degree plane when contact is initiated.

iii. As long as the body of the contacting player is positioned in this manner the actual point of contact may occur at any legal part of the opponent's torso, arms, or legs above the knee.

*B. Once contact has been legally established, a player may continue contact even when it results in contact from behind.*

*C. If the referee determines that a player initiates contact by leading with their back, the opposing player may continue the contact and there is no foul.*

*D.If the referee determines that a player spins or turns just prior to contact, causing the opposing player to initiate contact to be from behind, the play may continue and there is no foul for contact from behind.*

i.If the referee determines that the contacting player had enough time to react and avoid contact after the spin, the contact is not exempt from the contact from behind rules.

*E.If a player outruns an opponent attempting to initiate contact and the contact is initiated from behind, this is still a foul.*

**Penalty: Back to hoops:**A player who unintentionally makes initial contact from outside the 180 degree plane and immediately adjusts to correct the contact may be sent back to hoops at the discretion of the referee based on whether or not the physical contact affected gameplay.

**Penalty: Yellow:**A player who makes initial contact from outside of the 180 degree plane, either intentionally, without immediately adjusting, or in a way that affects gameplay, while performing a push, body block, charge, grab, wrap, or tackle must receive a yellow card.

**Penalty: Red:**A player who makes initial contact from outside of the 180 degree plane in a way that the referee determines to be violent or egregious conduct must receive a red card

#### 6.3.1.7. Adjusting illegal contact:

*A. A player who initiates contact legally but is forced to make illegal contact to the head, neck or groin of an opposing player due to the direct actions of the opposing player must act immediately to readjust the contact to a legal position or discontinue the contact.*

Example: A player in the process of tackling finds an arm around the opponent's neck due to that opponent suddenly ducking. The player is not penalized if the player lets go immediately or if the player adjusts the arm to a legal position.

*B. A player who initiates contact legally but is forced to continue contact below the knees due to the direct actions of an opponent must discontinue the contact.*

**Penalty: Yellow:** A player who does not readjust or discontinue contact after being forced into an illegal position by an opponent must receive a yellow card.

### **6.3.2. Specific contact**

#### 6.3.2.1. Grappling

Also referred to as touching, this contact consists of placing a hand or hands on an opponent.

*A. When to grapple: A player may grapple with any opponent of the same position, and keepers and chasers in relation to each other, at any point during the game.*

- i. One or two arms may be used while grappling.



ii. While grappling, a player may make initial contact with the opposing player outside of the area described under 6.3.1.5.A. This contact does not entitle the player to make other contact with the opponent without releasing and reestablishing contact in accordance with 6.3.1.5.A.

*B. Illegal grappling:*

i. A player must not grapple with an opponent at the head, neck or groin.

ii. A player may not grapple with an opponent below the knees.

**Penalty: Back to hoops:** A player who commits unintentional illegal grappling and immediately adjusts to correct the contact may be sent back to hoops at the discretion of the referee based on whether or not the physical contact affected gameplay.

**Penalty: Yellow:** A player who commits illegal grappling that is either intentional or not immediately adjusted must receive a yellow card.

**Penalty: Red:** A player who commits grappling in a manner that the referee determines to be violent or egregious conduct must receive a red card.

6.3.2.2. Stealing

A steal consists of a player's attempt to to extract a ball from an opponent by either stripping or poking it loose.

*A. When to steal: A player may attempt a steal against any opponent of the same position, and keepers and chasers in regard to one another, who is in possession of a ball.*

i. A player may use one or two arms in an attempt to steal as long as neither arm is reaching around the opposing player.

ii. Only one arm may be used in an attempt to steal when reaching around a player.

iii. In an attempt to steal, a player may make initial contact with the player in possession outside of the area generally proscribed under 6.3.1.5.A. This contact does not entitle the player to make other contact with the opponent without releasing and re-establishing contact in accordance with 6.3.1.5.A.

*B. Illegal stealing:*

i. A player must not reach over the shoulder or around the neck of an opponent in an attempt to steal the ball.

ii. A player must not wind up or swing at the ball in an attempt to punch it loose.

iii. A player must not wrap both arms around an opponent in an attempt to steal. This includes reaching around the opponent with one arm in an attempt to steal while the other arm is being used to wrap the opponent.

**Penalty: Back to hoops:** A player who commits unintentional illegal physical contact while attempting to steal and immediately adjusts to correct the contact may be sent back to hoops at the discretion of the referee based on whether or not the physical contact affected gameplay.

**Penalty: Yellow:** A player who commits illegal physical contact while attempting to steal that is either intentional or not immediately adjusted must receive a yellow card.

**Penalty: Red:** A player who commits illegal contact while attempting to steal in a manner that the referee determines to be violent or egregious conduct must receive a red card.

#### 6.3.2.3. Body blocking

A body block consists of initiating force upon an opponent using body parts other than arms or hands (such as shoulders, chest, or hips). Body blocking is contact that does not use the entire force of the attacking player. In order to be a body block and not a charge, any force initiated must be after non-forceful contact has already been established with the body.

##### *A. When to body block:*

- i. A player may body block any opponent of the same position, and keepers and chasers in regard to one another, at any point during the game.

ii. Hips, shoulders, chest, or any part of a player's torso except the arms (unless the arms are pinned to the torso) may be used in a body block.

iii. A player may body block another player running in the same direction as them to gain space or knock the other player off the path.

*B. Illegal body blocking:*

i. If force has been initiated prior to the initiation of a body block, the move should be considered a charge and all of the rules regarding charges apply (see 6.3.2.5. Charging).

ii. It is illegal to body block using arms (unless pinned to the torso), head, legs, or feet.

iii. It is illegal to body block an opponent in the head, neck, or groin; from behind; or below the knees.

iv. A body block must not be initiated from behind (see 6.3.1.5. Initial point of contact).

**Penalty: Back to hoops:** A player who commits an unintentional illegal body block and immediately adjusts to correct the contact may be sent back to hoops at the discretion of the referee based on whether or not the physical contact affected gameplay.

**Penalty: Yellow:** A player who commits an illegal body block that is either intentional or not

immediately adjusted must receive a yellow card.

**Penalty: Red:** A player who commits an illegal body block in a manner that the referee determines to be violent or egregious conduct must receive a red card.

#### 6.3.2.4. Pushing

A push consists of initiating force upon an opponent with an extended arm, be it extended during or before initiation of contact.

*A. When to push—A player may push any opponent of the same position, and keepers and chasers in regard to one another, at any point during the game.*

- i. Only one arm may be used to push.
- ii. A push must not be initiated from behind (see 6.3.1.5. Initial point of contact).

#### *B. Illegal pushing:*

- i. A push becomes illegal when it becomes a charge directed at an opponent who is not in possession of a ball, unless the player initiating the push is in possession of a ball (See 6.3.2.5. Charging).
- ii. It is illegal to push using the head, elbow, or feet.
- iii. It is illegal to push with two arms or hands.
- iv. It is illegal to push an opponent in the head, neck, groin, from behind, or below the knees.

v. It is illegal to push a helpless receiver.

**Penalty: Back to hoops:** A player who commits unintentional illegal pushing and immediately adjusts to correct the contact may be sent back to hoops at the discretion of the referee based on whether or not the physical contact affected gameplay.

**Penalty: Yellow:** A player who commits illegal pushing that is either intentional or not immediately adjusted must receive a yellow card.

**Penalty: Red:** A player who commits illegal pushing in a manner that the referee determines to be violent or egregious conduct must receive a red card.

#### 6.3.2.5. Charging

A charge consists of turning or launching your body directly at an opponent and forcefully bumping into them so as to halt their progress, knock them off balance, or knock them to the ground.

##### *A. When to charge:*

i. A player with possession of a ball may charge any opponent of the same position, and keepers and chasers in relation to each other.

ii. A charge must not be initiated from behind (see 6.3.1.5. Initial point of contact)

##### *B. Illegal charging*

i. It is illegal to charge an opponent unless you

are in complete and sole possession of a ball, such as to break a tackle or to drive to the hoops.

ii. It is illegal to initiate contact during a charge so that a single point of the charging player's body initiates the contact of the charge, such as lowering a shoulder or leading with an elbow. However, side to side or shoulder-to-shoulder contact is permissible.

iii. It is illegal for a charging player's feet to leave the ground during a charge.

iv. It is illegal to charge an opponent in the head, neck, groin, from behind, or at or below the knees. A player without a ball must not charge or knock down an opponent without trying to grasp that player, at which point it becomes a tackle and subject to 6.3.2.8

*C. Charging a helpless receiver—For beaters, it is illegal to charge a receiver who is in the process of catching a ball that is in the air, even if the charger has possession of a ball. The receiver does not have to leave the ground in order to be considered a helpless receiver.*

i. For quaffle players, charging without already possessing the ball is always illegal.

**Penalty: Back to hoops:** A player who commits unintentional illegal charging and immediately adjusts to correct the contact may be sent back to

hoops at the discretion of the referee based on whether or not the physical contact affected gameplay.

**Penalty: Yellow:** A player who commits illegal charging that is either intentional or not immediately adjusted must receive a yellow card.

**Penalty: Red:** A player who commits illegal charging in a manner that the referee determines to be violent or egregious conduct must receive a red card.

#### 6.3.2.6. Grabbing

A grab consists of holding an opponent or any part of an opponent with a closed hand.

##### *A. When to grab:*

- i. A player may grab any opponent of the same position, and keepers and chasers in relation to each other, with possession of a ball.
- ii. Only one hand may be used to grab.

##### *B. Illegal grabbing:*

- i. It is illegal to grab an opponent who is not in possession of a ball.
- ii. It is illegal to grab an opponent's broom or clothing.
- iii. It is illegal to grab an opponent in the head, neck, groin, from behind, or at or below the knees.



iv. It is illegal to pull or yank an opponent during a grab.

**Penalty: Back to hoops:** A player who commits unintentional illegal grabbing and immediately adjusts to correct the contact may be sent back to hoops at the discretion of the referee based on whether or not the physical contact affected gameplay.

**Penalty: Yellow:** A player who commits illegal grabbing that is either intentional or not immediately adjusted must receive a yellow card.

**Penalty: Red:** A player who commits illegal grabbing in a manner that the referee determines to be violent or egregious conduct must receive a red card.

#### 6.3.2.7. Wrapping

A wrap consists of encircling an opponent's torso, or any part of an opponent, with an arm or arms.

##### *A. When to wrap:*

- i. A player may wrap any opponent of the same position, and keepers and chasers in relation to each other, with possession of a ball.
- ii. Only one arm may be used to wrap an opponent.

iii. A wrap must not be initiated from behind (see 6.3.1.5. Initial point of contact).

*B. Illegal wrapping:*

i. It is illegal to wrap an opponent who is not in possession of a ball.

ii. It is illegal to wrap an opponent using both arms.

iii. It is illegal to wrap an opponent around the neck, head, or groin.

iv. It is illegal to wrap a helpless receiver.

**Penalty: Back to hoops:** A player who commits unintentional illegal wrapping contact and immediately adjusts to correct the contact may be sent back to hoops at the discretion of the referee based on whether or not the physical contact affected gameplay.

**Penalty: Yellow:** A player who commits illegal wrapping that is either intentional or not immediately adjusted must receive a yellow card.

**Penalty: Red:** A player who commits illegal wrapping in a manner that the referee determines to be violent or egregious conduct must receive a red card.

#### 6.3.2.8. Tackling

The act of wrapping a player and bringing the player to the ground.

##### *A. When to tackle:*

- i. A player may tackle any opponent of the same position, and keepers and chasers in regard to one another, with possession of a ball.
- ii. The wrap must not be initiated from behind (see 6.3.1.5. Initial point of contact).
- iii. Only one arm may be used to tackle an opponent.

##### *B. Illegal tackling:*

- i. It is illegal to tackle an opponent who is not in possession of a ball.
- ii. It is illegal to tackle an opponent using both arms.
- iii. It is illegal for a player to leave the ground during a tackle in an attempt to spear or otherwise propel the tackler's body into an opponent.
- iv. It is illegal to complete a tackle that was initiated from behind; or by contacting an opponent's head, neck, or groin; or by contacting an opponent below the knee.

*C. Tackling a helpless receiver:*

- i. It is illegal to tackle a receiver who is in the process of catching a ball that is in the air. The receiver does not have to leave the ground in order to be considered a helpless receiver.
- ii. A receiver must have gained sole and complete possession of the ball and must have reestablished footing before being eligible to be tackled.
- iii. Grappling or body blocking for a ball in the air is legal.

*D. Completing a tackle:*

- i. Once a tackle has been initiated legally the tackler may continue the already initiated motion of the tackle due to momentum even if the player being tackled releases the ball.
- ii. The referee must shout "ball out" the moment the ball is released.
- iii. Extension of the tackle beyond that is illegal contact.

*E. Safe tackling:*

- i. Players are encouraged and expected to learn and utilize safe tackling techniques, including ensuring that the tackler's head is firmly on one side of

the body, head is up, arm is wrapped, etc.

**Penalty: Back to hoops:** A player who commits unintentional illegal tackling and immediately adjusts to correct the contact may be sent back to hoops at the discretion of the referee based on whether or not the physical contact affected gameplay.

**Penalty: Yellow:** A player who commits illegal tackling that is either intentional or not immediately adjusted must receive a yellow card.

**Penalty: Red:** A player who commits illegal tackling in a manner that the referee determines to be violent or egregious conduct must receive a red card.

## 6.4. FOULS AND MISCONDUCT

### 6.4.1. Disciplinary sanctions

#### 6.4.1.1. Back to hoops fouls

If a player commits a foul that results in a back to hoops foul:

*A. Play should not be stopped.*

*B. A referee informs the player of the infringement and subsequent consequence.*

*C. If the player does not immediately comply, the referee may loudly and repetitively issue the directive to ensure that the player heard the instruction.*



*D. If at any point a referee believes that a player has had sufficient notice, but is still ignoring the directive, the referee may stop play and issue a yellow card to the offending player.*

**Penalty: Yellow:** A player who ignores the referee's punishment after committing an offense that would have otherwise been a back to hoops may receive a yellow card.

#### 6.4.1.2. Turnover procedure

If a penalty leads to a turnover without stopping play:

*A. A referee signals that the ball is a "turnover" by stating the ball must be turned over and declaring the type of ball and to which team the ball should be given.*

i. This is done by declaring "turnover", stating the type of ball, and stating the team by name or color; such as "turnover quaffle to red team" or "turnover bludger to green team."

*B. If a player is in possession of a ball to be turned over, the player must give up possession of the ball by dropping it.*

*C. If a player was in natural motion at the time of the foul, then the turnover occurs where the ball lands, unless the throw itself is the foul.*

i. Any ball released in this manner shall be considered a dead bludger or unscorable quaffle.

- ii. If the throw itself is the foul, then the referee awards the ball to the closest eligible player of the opposing team to the point where the ball lands.

*D. If a player began the forward motion of the throw after the foul has been committed, even if it is before the call is made, the referee shall enforce the turnover at either the point of the throw, or where the ball lands, whichever is more advantageous for the receiving team.*

- i. If the turnover is to be enforced at the point of the throw, play must be stopped to complete the turnover.

*E. The team awarded the ball in the turnover must gain possession of the ball before the fouling team may contact it.*

- i. The fouling team may not take any action to prevent or delay the recovery of the turned over ball.

- ii. The receiving team must move immediately to gain possession of the turned over ball.

- iii. The fouling team may interact with the player gaining possession of the turned over ball as soon as possession is gained.

- iv. If a bludger is to be turned over, a beater may choose to decline the bludger by saying "decline," or relinquish possession of their bludger and retrieve the turned over bludger. They must, however, follow third bludger rules as applicable.



#### 6.4.1.3. Blue card

Blue cards are issued for rules violations that are generally considered to be minor or technical in nature. Blue cards result in possession being turned over to the opposing team if the player who committed the foul had possession of a ball, result in a team playing down a player for one minute or until the opposing team scores, and do not multiply to become yellow or red cards. If a penalty results in a blue card:

*A. Play is stopped.*

*B. The referee signals that there was a blue card penalty by showing a blue card and communicating the nature of the foul.*

*C. The player who committed the foul is sent to the penalty area for one minute of game time or until the opposing team scores, whichever occurs first.*

i. The fouling team must play down a player at that position for the duration of the penalty time and may not be substituted while in the penalty area.

ii. Players may receive multiple blue cards without additional penalty.

iii. If at the discretion of the referee a player is intentionally committing multiple blue card penalties, the referee may issue a yellow card for a blue card offense.

iv. For special situations, such as receiving a blue card or yellow card while in the penalty area for a blue card, see section 6.4.2.2. Time of penalty.

*D. Blue card fouls result in the following turnovers:*

i. If the fouling player was in possession of the quaffle, the quaffle is turned over to the closest eligible player of the opposing team at the point of the foul.

ii. Any bludger that the fouling player possessed or acted on from the time of the foul until play is stopped must be turned over to the opposing team's closest eligible player at the point of the foul before play is resumed. This includes any balls that a fouled team was prevented from possessing by the foul.

a. If all of the fouled team's beaters possess a bludger, then the bludger is placed directly on the ground.

b. If there is no eligible beater because at least one beater on the fouled team is knocked out, the bludger is placed next to the center hoop of the fouled team.

iii. If there are multiple fouls that would result in a turnover for both teams, the ball is turned over to the team that committed the less egregious foul. If all fouls were at the same level, then the ball in question may be turned over to the team that was fouled later. The referee may use discretion to

determine which team receives which balls in these cases.

*E. If there was an advantage call or delayed penalty, players should be reset to the proper positions as indicated in 3.3.4. Advantage or 3.3.5. Delayed penalties.*

*F. Play is resumed.*

*G. The one minute of penalty time begins.*

#### 6.4.1.4. Yellow card

Yellow cards are issued for rules violations that are generally considered to be serious fouls. If a penalty results in a yellow card:

*A. Play is stopped.*

*B. The referee signals that there was a yellow card penalty by showing a yellow card and communicating the nature of the foul.*

*C. The player who committed the foul is sent to the penalty area for one minute of game time or until the opposing team scores, whichever occurs first.*

i. The fouling team must play down a player at that position for the duration of the penalty time and the fouling player may not be substituted while in the penalty area.

ii. If the player is receiving a second yellow card in the same game, the player must receive a red card after being shown the yellow card. All red card

procedures apply in this case (see 6.4.1.5. Red card).

*D. Yellow card fouls result in the following turnovers:*

i. If the fouling team was in possession of the quaffle, the quaffle is turned over to the closest eligible player of the opposing team to the point of the foul.

ii. Any bludger that the fouling player possessed or acted on from the time of the foul until play is stopped must be turned over to the opposing team's closest eligible player at the point of the foul before play is resumed. This includes any balls that a fouled team was prevented from possessing by the foul.

a. If all of the fouled team's beaters possess a bludger, then the bludger is placed directly on the ground.

b. If there is no eligible beater because at least one beater on the fouled team is knocked out, the bludger is placed next to the center hoop of the fouled team.

iii. If there are multiple fouls that would result in a turnover for both teams, the ball is turned over to the team that committed the less egregious foul. If all fouls were at the same level, then the ball in question may be turned over to the team that was fouled later. The referee may use discretion to determine

which team receives which balls in these cases.

*E. If there was an advantage call or delayed penalty, players should be reset to the proper positions as indicated in 3.3.4. Advantage or 3.3.5. Delayed penalties.*

*F. Play is resumed.*

*G. The one minute of penalty time begins.*

#### 6.4.1.5. Red card

Red cards are issued for rules violations that are generally considered to be serious enough for players to be ejected from the remainder of the game. If a penalty results in a red card:

*A. Play is stopped.*

*B. The referee signals that there was a red card penalty by showing a red card and communicating the nature of the foul.*

*C. The ejected player must leave the player area and may not return for the remainder of the game.*

i. An assistant referee or tournament official may escort the player to an appropriate location away from the field of play.

ii. If the player refuses to leave the player area:

a. The player's team must assist in escorting the player away from the player area.

b. If the player persists in refusing to leave, or becomes a danger to officials, other players, or spectators, the head referee may end the game resulting in a forfeit for the fouling player's team.

*D. Red card fouls result in the following turnovers:*

i. If the fouling team was in possession of the quaffle, the quaffle is turned over to the closest eligible player of the opposing team at the point of the foul.

ii. Any bludger that the fouling player possessed or acted on from the time of the foul until play is stopped must be turned over to the opposing team's closest eligible player at the point of foul before play is resumed. This includes any balls that a fouled team was prevented from possessing by the foul.

a. If all of the fouled team's beaters possess a bludger, then the bludger is placed directly on the ground.

b. If there is no eligible beater because at least one beater on the fouled team is knocked out, the bludger is placed next to the center hoop of the fouled team.

iii. If there are multiple fouls that would result in a turnover for both teams, the ball is turned over to the team that committed the less egregious foul.

If all fouls were at the same level, then the ball in question may be turned over to the team that was fouled later. The referee may use discretion to determine which team receives which balls in these cases.

*E. The team must substitute a player in for the fouling player:*

- i. The substitute for the fouling player is sent to the penalty area for two full minutes of game time.
  - a. If the fouling player had time remaining in the penalty area from a previous penalty, the remaining time from that penalty is waived.
- ii. The substitute serving time for the fouling player is not released on a score.
- iii. For special situations, such as receiving a penalty while in the penalty area, see section 6.4.2.2. Time of penalty.

*F. Play is resumed.*

*G. The two minutes of penalty time begin.*

**Penalty: Forfeit:** A player who persists in refusing to leave the player area after a red card, or becomes a danger to officials, other players, or spectators, the head referee may end the game resulting in a forfeit for the fouling player's team.

#### 6.4.1.6. Referee's discretion

In cases where intent or severity are relevant to a call, the referee retains full discretion in judging that severity or intent. The referee has the authority to take disciplinary action from the moment the referee enters the player area until the referee leaves the player area after the final whistle.

#### 6.4.1.7. Plays after a foul

Any goal, knockout, or snitch catch performed by a player immediately after committing a foul does not count.

*A. A referee's call may include sending the fouling player back to hoops, stopping play to issue a foul or card, or calling advantage.*

#### 6.4.1.8. Fouls prior to the game

If a player is assessed a foul before "Brooms Up" that would result in penalty time, the foul is enforced at the beginning of the game.

*A. The offending team begins the game with the offending player (or the player's replacement, in the case of a red card) in the penalty area, and the team begins with fewer than six players for "Brooms Up!"*

*B. The player's penalty time officially begins when the head referee begins the game time.*

#### 6.4.1.9. Fouls after the game ends

If a player is assessed a foul after the game ends:

*A. The penalty must be noted normally on the scorecard for the game.*



*B. A penalty may extend into future games if the player committed a particularly egregious red card offense, at the discretion of the tournament director after consultation with the head referee of the game and the team captains.*

6.4.1.10. No harm, no foul

In the case of a minor offense that has not given either team an advantage, a referee may decide “no harm, no foul” and may choose to verbally warn players about a potential infraction rather than calling a foul.

6.4.1.11. Warnings

A referee may issue warnings about potential rules violations as necessary.

6.4.1.12. Simultaneous penalty

If a player commits two fouls simultaneously, the referee adjudicates the penalty for the more egregious foul.



## 6.4.2. The penalty area

### 6.4.2.1. Penalty area conditions

A player or substitute is sent to a team's penalty area for any of the following offenses:

*A. Receiving a blue card.*

*B. Receiving a yellow card.*

*C. Receiving a red card (player's substitute is sent to the penalty area).*

### 6.4.2.2. Time of penalty

*A. Blue cards and yellow cards result in one minute of game time in the penalty area for the offending player, unless the opposing team scores during that minute.*

*i. When the opposing team scores by any method, the player with the least amount of penalty time remaining from a blue card or yellow card is released from the penalty area.*

*B. A red card results in two full minutes of game time in the penalty area for the offending player's replacement. A player in the penalty area for a red card may not be released due to a score prior to the penalty time expiration.*

*C. Stacking penalty time:*

i. In most circumstances, penalty time does not stack. If a player commits two penalties on the same play or if a second foul carries a higher penalty, the referee may adjudicate the harsher penalty.

ii. If a player serving penalty time in the penalty area for their own penalty commits a second penalty:

a. A player in the penalty area for a blue card who commits a blue or yellow card penalty shall have the penalty time for the second card added to the end of their penalty time. The player must remain in the area until the time is over or the opposing team scores two goals.

b. A player in the penalty area for a yellow card penalty who commits a blue card penalty shall have the penalty time for the second card added to the end of their penalty time. The player must remain in the penalty area until the time is over or the opposing team scores two goals.

c. A player in the penalty area for a yellow card who commits a second yellow card penalty shall be given a red card. The remaining time for the initial yellow is waived and the substitute must remain in the penalty area for two full minutes from the time of the second foul.

iii. If substitute serving time in the penalty area for a different player's penalty commits a yellow, blue, or red card offense:

a. The team's speaking captain must replace the substitute with a player in active play, maintaining all aspects of 6.4.2.4.B to serve the remaining time of the original penalty.

b. The substitute who committed the foul, or in the case of a red card a replacement for that substitute, must serve the full appropriate penalty time for the foul committed.

#### 6.4.2.3. Proceeding to the penalty area

Play is stopped while the fouling player or appropriate substitute is sent to the penalty area.

*A. If the fouling player being sent to the penalty area is in the game as a keeper, the player must switch positions with one of the chasers on their team who is in play, by switching headbands, before they go to the penalty area.*

i. This switch may be made anywhere on the pitch.

ii. This switch must be made as quickly as possible.

*B. The person going to the penalty area must proceed immediately to the penalty area without delay and remain there until the penalty expires.*

i. If a player is given a blue or yellow card, but is injured and needs to be removed from the pitch, the player may elect to be replaced in the penalty area by a substitute.

a. If a carded player is replaced in the penalty area due to an injury, that player may not reenter play until their substitute is released from the penalty area.

ii. A player in the penalty area may not be substituted for any other reason.

*C. Penalty time begins as soon as the head referee resumes play.*

**Penalty: Yellow:** A player who does not proceed immediately to the penalty area when instructed to do so by a referee must receive a yellow card in addition to any other penalty.

**Penalty: Yellow:** If a team substitutes a player in the penalty area, then the speaking captain must receive a yellow card.

#### 6.4.2.4. Penalty area considerations:

*A. Players in the penalty area for blue, yellow, or red card offenses are considered in play for the purposes of the four maximum rule and positions.*

*B. If a player is serving time for another player's card (due to an ejection or injury) the carded player, not the player serving the time, is considered in play for the purposes of the four maximum rule and positions for the duration of the penalty.*

*C. Players in the penalty area are subject to the same restrictions and penalties regarding interacting with play as substitutes (see 6.2.6. Substitutes interfering with play).*

*D. Players in the penalty area may not be mounted on a broom.*

#### 6.4.2.5. Tracking penalty time

The timekeeper keeps track of the penalty time.

*A. Penalty time begins when the referee blows the whistle to restart play.*

*B. As soon as a player's penalty time expires, the timekeeper must release the player from the penalty area.*

i. When a player is released from the penalty area, because they are considered dismounted, they must follow knockout procedure to re-enter play.

ii. Any player serving time in the penalty area may return to play as soon as the penalty expires.

iii. Penalty time carries over into additional periods as appropriate.

#### 6.4.2.6. Unusual penalty area situations:

*A. Substitute in the penalty area—If a team has a substitute sent to the penalty area for a blue, yellow, or red card, that team must play a player down.*

i. If a substitute is sent to the penalty area, the team's speaking captain must designate one of the players that is in play to leave the pitch.

*B. Keeper sent to penalty area, no chasers in play—One keeper must be in play for each team at all times. If a keeper is sent to the penalty area, but all of that keeper's team's chasers are already in the penalty area, the keeper must trade headbands with any other player on the team who is in play, ensuring that the team still has a keeper in play.*

*C. Keeper sent to penalty area, no teammates in play—In the unlikely event that all other eligible players are already in the penalty area when a keeper earns penalty time, the fouling team must forfeit the game.*

i. If both teams reach this situation on the same play or incident, a double forfeit shall be declared.

**Penalty: Forfeit:** If a team has all players in play serving time in the penalty box, the fouling team must forfeit the game.

**Penalty: Forfeit:** If both teams have all players in play serving time in the penalty box, a double forfeit shall be declared.





## 7. PLAYERS

### 7.1. TEAM COMPOSITION

#### **7.1.1. Rosters and players**

*A. Each team is made up of at least seven players and no more than 21 players.*

i. Prior to the seeker floor ending, a maximum of one keeper, two beaters, and three chasers (a total of six players) from each team may be in play. After the seeker floor ends, a maximum of one keeper, two beaters, three chasers, and one seeker (a total of seven players) from each team may be in play.

ii. A team must have seven eligible players to begin a game.

a. If, over the course of a game, the team no longer has seven eligible players the game may continue with fewer than seven players.

b. One keeper is compulsory in play, even when there are fewer than seven players.

c. If a team is reduced to having no eligible players at any time during a game, that team must forfeit the game.

*B. Each team is permitted a maximum of 14 players on the roster who identify as the same gender (a maximum of 12 for the 2017-2018 season, pending review)*

*C. Team rosters must abide by all IQA regulations regarding rosters*

### **7.1.2. Speaking captains**

#### 7.1.2.1. Mandatory speaking captain

Each team must designate one individual to serve as the speaking captain for a game.

*A. Only the speaking captain has the power to speak for the team when conversing with officials.*

*B. The speaking captain may speak with the referees at any time unless the head referee asks the speaking captain to stop.*

*C. The speaking captain may step onto the pitch to talk to a referee, even when not in play, but may not interfere with play in any way.*

*D. Each team must select an alternate speaking captain if the team's speaking captain is unable to continue the duties of the position for any reason.*

**Penalty: Yellow:** If a speaking captain ever illegally interferes with play or continues conversing with a referee after the referee has asked them to stop, the

speaking captain must receive a yellow card.

**Penalty: Red:** If the speaking captain engages in any action that would result in a red card for a player, including receiving a second yellow card, the speaking captain must receive a red card.

7.1.2.2. Speaking captain eligibility:

A. The team may designate either a player or non-player as the speaking captain.

i. Any person designated as the speaking captain must be on the team's official roster as either a player or a coach.

ii. If the speaking captain is not on the roster as a player, the speaking captain must never enter the game as a player.

*B. Only one person may serve as a team's designated speaking captain at any given time.*

7.1.2.3.—If the team's speaking captain or any non-playing rostered team member receives a penalty while not in active gameplay:

*A. If a non-playing rostered member of a team receives a blue or yellow card:*

i. The speaking captain must select a player currently in active gameplay to serve the penalty time and the non-player and that player must both report to the penalty area.

*B. If the speaking captain or any non-playing rostered team member receives a red card while not in active gameplay:*

- i. The person who received the red card is ejected from the game.
- ii. If the speaking captain receives a red card, the alternate speaking captain must assume the duties of the speaking captain.
- iii. The speaking captain (or alternate, if the speaking captain is ejected) selects a player currently in active gameplay to serve the two minutes of penalty time for the red card.

### **7.1.3. Four maximum rule**

A quidditch game allows each team to have a maximum of four players who identify as the same gender in active play on the field at the same time.

*A. Including the seeker when released, a team may not have more than four players who identify as the same gender in play.*

*B. The gender that a player identifies with is considered to be that player's gender.*

*C. In the event that a team cannot field a full team as fielding a full team would cause that team to exceed the gender maximum due to injury or players receiving red cards, the team may continue to play with fewer than 6 (or 7 if after the seeker floor has ended) players, with the*

*missing player(s) not counting toward the gender maximum.*

**Penalty: Special:** If there is ever an illegal player or set of players in play, in terms of eligibility, gender, number of players, or position, the referee must stop play and the offending team must correct the illegal situation. The team's coach must receive a yellow card and quaffle possession is forfeited.

## 7.2. GENERAL PLAYER RULES

### **7.2.1. General principle**

A player may take any action that does not violate the rules.

### **7.2.2. Using the balls**

7.2.2.1. Players may possess touch, kick, throw, or otherwise use the ball associated with their own position. Possession is defined as when a player has complete and sole control of a ball. The following guidelines apply:

*A. Players may only possess, touch, kick, throw, or otherwise use one ball associated with their position at any given time that they are in active gameplay.*

*B. Players may not use the ball associated with their position to mimic the actions of the ball of a different position.*

7.2.2.1.B. Example: A chaser may not intentionally throw the quaffle at an opponent as if it were a bludger. A beater may not intentionally throw a bludger through the hoops as if it were a quaffle, unless the beater is throwing the

bludger through the hoop in order to attempt to make a knockout, pass, or to hit the quaffle.

C. Players may not use a ball of their position to intentionally interact with the snitch runner.

**Penalty: Yellow:** A player who uses a ball to mimic the actions of a ball of a different position, or uses a possessed ball to intentionally interact with the snitch runner must receive a yellow card.

7.2.2.2. Players are forbidden from possessing, touching, kicking, throwing, or in any way using the ball of another position. Possession is defined as when a player has complete and sole control of a ball. The following guidelines apply:

*A. A chaser, keeper, or seeker may use any part of their body to get in the way of a bludger, but may not swat it or otherwise propel it. This rule does not prohibit a chaser or keeper from using a held quaffle to swat a live bludger, or from throwing a quaffle at a live bludger.*

*B. A beater or seeker may not intentionally position themselves to block the quaffle, but if the quaffle hits the player while they are otherwise fielding their position, there is no penalty. This rule does not prohibit a beater from throwing or propelling a bludger at the quaffle or an opponent.*

**Penalty: Yellow:** A player who intentionally interacts with the ball of another position must receive a yellow card.

**Penalty: Red:** A player who illegally and intentionally blocks the quaffle from scoring must receive a red card, except in cases of goaltending as described in section 4.3.

7.2.2.3.—A substitute must make a reasonable effort, at the referee’s discretion, not to interact with any ball.

7.2.2.4.—A knocked out player must make a reasonable effort, at the referee’s discretion, not to interact with any ball.

**Penalty: Yellow:** A substitute or knocked out player who does not make a reasonable effort to avoid interacting with a ball in play, at the discretion of the referee, must receive a yellow card.

### **7.2.3. Boundaries and players**

7.2.3.1. All play must occur within the player area.

**Penalty: Blue:** player who leaves the player area to make a play must receive a blue card.

7.2.3.2. Play confined to the pitch

A player who leaves the pitch area must return to it, except under the following conditions:

*A. Once the seekers have entered the game, a seeker may leave the pitch in pursuit of the snitch runner or to block the opposing seeker.*

- i. Neither the snitch runner nor the seekers may leave the player area.



*B. Any player may leave the pitch boundary to directly pursue a ball that they are eligible to possess that is beyond the boundary.*

i. If a ball exits the player area, the proper eligible player may retrieve the ball with explicit permission of any referee, or if not stopped by a referee while the closest eligible player attempting to retrieve a bludger. Any player may leave the pitch boundary to defend against an opponent in possession of a ball that is beyond the boundary.

*C. Any player physically forced beyond the pitch boundary is not subject to penalty.*

i. The player should return to the pitch as directly and immediately as possible.

ii. A player who has forced another player outside of the pitch boundary may not start any new momentum after crossing the pitch boundary.

*D. A beater in possession of a bludger may leave the pitch boundary in order to pursue any opponent eligible to be knocked out who is off of the pitch.*

**Penalty: Back to Hoops:** A player who illegally and intentionally leaves the pitch or remains off of the pitch must be sent back to hoops.

#### **7.2.4. Boundaries and balls**

7.2.4.1. A player may not intentionally propel a ball out of the player area.

7.2.4.2. A player may not intentionally distance a ball from the pitch except under the following circumstances:

*A. A beater may carry a bludger off pitch while pursuing an opponent who is off the pitch.*

*B. A player may distance a ball from the pitch if the player does so while attempting to score, complete a pass to a player on the pitch, or knock out an opponent, at the discretion of the referee.*

*C. A beater may propel a bludger which was already off pitch further off pitch in an attempt to knockout an opponent.*

*D. A keeper may propel the quaffle in a way that would be illegal for other players while making a save in their own keeper zone.*

**Penalty: Back to hoops:** A player who illegally and intentionally carries a ball off or away from the pitch must be sent back to hoops.

**Penalty: Back to hoops and Turnover:** A player who propels a ball off the pitch, laterally from the pitch, or further away from the pitch while off the pitch must receive receive a back to hoops and the ball is turned over to the closest eligible player of the opposing team to the location of the ball at the end of the play.

**Penalty: Yellow:** A player who carries a ball out of the player area, or propels a ball with the intent of sending it out of the player area, must receive a yellow card.

## **7.2.5. The spectator area**

7.2.5.1. Any area outside of the player area is the spectator area. No play may occur in the spectator area.

7.2.5.2. Players may not enter the spectator area unless allowed to do so by a referee under one or more of the following conditions:

*A. The quaffle enters the spectator area and play is not stopped:*

- i. The head referee signals verbally and visually which team is eligible to retrieve the quaffle and a player from that team may do so.
- ii. The quaffle shall be awarded to the nearest eligible player on the team that did not last touch the quaffle.
- iii. The player retrieving the quaffle shall bring it back directly and immediately crossing, if possible, the point where it went out of the player area.
- iv. The defending team must allow the player to return to the player area before moving to defend at the point where the player shall return.

*B. If the quaffle enters the spectator area in the following circumstances, play must be stopped and any player, official, or spectator may retrieve the quaffle at the directive of the head referee:*

- i. If, at the discretion of the referee, the quaffle has gone too far from the player area.
- ii. Retrieval may unnecessarily delay the game.
- iii. Retrieval may be dangerous for players or spectators.
- iv. A keeper made a save in their own keeper zone.
- v. The quaffle would go to a player within their opponents' keeper zone.

*C. If the quaffle goes out of the player area and play is stopped:*

- i. The quaffle shall be awarded to the nearest eligible player on the team that did not last touch the quaffle at a location approximately two feet inside where it left the player area, except in cases covered in 7.2.6.2.C.iii. and 7.2.6.2.C.iv.
- ii. If a keeper made a save in their own keeper zone, at the discretion of the referee, and the quaffle leaves the player area, the quaffle is awarded to that keeper.
- iii. If the quaffle would be awarded to a team inside their opponent's keeper zone, the quaffle is instead

awarded at the closest point along the keeper zone line that is approximately two feet inside the player area. The quaffle is awarded to the team's closest eligible player to that point.

*D. If a bludger enters the spectator area, play continues.*

i. The nearest eligible beater, from either team, may enter the spectator area to retrieve the bludger, unless stopped by a referee.

ii. If there are beaters from both teams pursuing the bludger:

a. A referee must indicate the appropriate player to retrieve the bludger.

b. The other player must abandon pursuit of the bludger and must allow the opposing player to clearly return to the player area before beginning any interaction.

iii. If there are no players in pursuit of the bludger:

a. The bludger must be retrieved by a referee.

b. The bludger must be set at a location approximately two feet inside the point where it left the player area.

c. The bludger may then be retrieved by any eligible beater on either team.

**Penalty: Yellow:** A player who disregards a referee's instruction regarding entering the spectator area must receive a yellow card.

## **7.2.6. Spectators and dangerous terrain**

7.2.6.1. There must be no dangerous terrain within the player area.

7.2.6.2. Play may be stopped whenever players are at risk of contacting spectators or dangerous terrain, at the discretion of the head referee.

*A. If play must be stopped for one of these reasons, any player with a ball resumes where they were when play was stopped.*

i. If no player possesses the relevant ball at the time of the stoppage, the ball is given to the closest eligible player.

*B. Any other players must move back to the pitch boundary, at the closest point to where they were when play was stopped.*

i. Once play is restarted they may leave the pitch boundary to pursue the player with possession of the ball.

**Penalty: Yellow:** A player who recklessly endangers a spectator must receive a yellow card.

## **7.2.7. Playing recklessly**

It is illegal to play recklessly. This includes playing with complete disregard for danger to opponents or to spectators.

**Penalty: Yellow:** A player who plays recklessly at any time, at the discretion of the referee, must receive a yellow card.

**Penalty: Red:** A player who participates in particularly egregious reckless play must receive a red card.

### 7.3. QUAFFLE PLAYER RULES

#### **7.3.1. The quaffle players are the three chasers and one keeper on each team.**

7.3.1.1. Chaser overview—See 1.2.1. Chaser overview.

7.3.1.2. Keeper overview—See 1.2.2. Keeper overview.

#### **7.3.2. Using the quaffle**

Chasers and keepers may touch, carry, pass, kick, and take shots at the goal with the quaffle.

7.3.2.1. Scoring with the quaffle:

*A. Quaffle players may throw, kick, pass or in any legal way make the quaffle travel through a hoop to score a goal.*

*B. Quaffle players may take shots at the goals from anywhere within the player area.*

*C. Any part of the quaffle player's body may accompany the quaffle through the hoops.*

*D. Quaffle players may score from either side of the hoop.*

7.3.2.2. Kicking the quaffle:

*A. Quaffle players, except for protected keepers, are only allowed to kick the quaffle once.*

*B. After the quaffle has been kicked by a player, except for a protected keeper, it must then be picked up by any player before that player is allowed to kick it again.*

7.3.2.3. Blocking bludgers with the quaffle:

*A. Quaffle players may use the quaffle, and only the quaffle, to block incoming bludgers.*

*B. If they are successful and are not hit anywhere on their bodies or brooms, including the hand holding the quaffle, then the deflection is complete and the bludger has no effect, even if the quaffle is dropped during the deflection.*

*C. A quaffle player may use the quaffle to bat, swat, or otherwise propel a live bludger away with the quaffle in an attempt to block a knockout.*

*i. A quaffle player without a quaffle may not bat, swat, or otherwise propel a live bludger. (see 5.2.6. Swatting bludgers).*

*D. A quaffle player may not intentionally interact with a dead bludger, including a bludger that is still in the hand of a beater.*



- i. A held quaffle may not be used to interact with a dead bludger.
- ii. A quaffle may not be thrown at a dead bludger.
- iii. A quaffle player without a quaffle may not interact with a dead bludger.

*E. A quaffle may be thrown at a live bludger.*

**Penalty: Blue:** A quaffle player who uses the quaffle illegally must receive a blue card.

**Penalty: Turnover:** If a quaffle player unintentionally acts on a bludger in a manner that significantly affects the position of the bludger, the bludger must be turned over to the closest eligible beater of the opposing team.

**Penalty: Yellow:** A quaffle player who intentionally interacts with a bludger illegally must receive a yellow card.

### **7.3.3. Keeper-specific rules**

7.3.3.1. While outside the keeper zone the keeper is subject to all of the same rules as a chaser, including but not limited to the knockout effect.

*A. A keeper with any part of their body behind or touching the keeper zone line is considered to be in the keeper zone.*

*B. Once the offensive team possesses the quaffle outside the keeper zone, the keeper loses all keeper specific*

*powers listed in 7.3.3.2 until the opposing team gains possession of the quaffle, even if the keeper returns to their own keeper zone (see 3.3.6. Delay of game).*

7.3.3.2. Keeper-specific powers—A keeper within their own keeper zone, except in the situation described in 7.3.3.1.B., is considered to be a protected keeper. A protected keeper is subject to all of the same rules as a chaser with the following exceptions:

*A. If a protected keeper kicks the quaffle in their own keeper zone, it is not counted as a kick by that player. A protected keeper may kick the quaffle any number of times while in their own keeper zone.*

*B. Once a protected keeper has sole possession of the quaffle, opposing players may not contact, interact with, or attempt to steal the quaffle from the keeper.*

*i. Sole possession of the quaffle must be established before this immunity from contact goes into effect.*

*C. A protected keeper is immune to the knockout effect.*

*I. There is no penalty for beaters throwing bludgers at immune players.*

*D. A protected keeper is allowed to block a shot in a way that would be considered goaltending for any other player (see 4.3. Goaltending).*

*E. If a protected keeper saves a shot and the quaffle goes into the spectator area, the keeper is granted possession*

*rather than the other team (see 7.2.6.2.C).*

#### 7.3.3.3. Keeper restart

After a goal has been scored, the quaffle is dead until quaffle play is restarted as soon as the keeper has possession of the quaffle subject to all regulations in sections 4.4.2. Dead quaffle and 4.4.3. Keeper restart.

### 7.4. BEATER RULES

#### **7.4.1. Beater overview**

See 1.2.3. Beater overview.

#### **7.4.2. Using the bludger**

Beaters may touch, pass, carry, kick, or throw any bludger but may only be in contact with one bludger at any given time (not including being hit by a thrown bludger while they are holding another bludger).

##### 7.4.2.1. The knockout effect

Beaters may throw, kick, or in any way propel the bludgers to disrupt the flow of the game by “knocking out” other players (see 5. The knockout effect).

##### 7.4.2.2. Kicking a bludger:

*A. After a bludger has been kicked by a player, it must then be picked up before they are allowed to kick it again.*

*B. Even if the beater incurs the knockout effect on an opponent with a kick, then they may not kick it again until it has been picked up.*

*C. A beater may not kick a bludger while in possession of a second bludger.*

**Penalty: Blue:** A beater who performs an illegal kick to a bludger must receive a blue card.

#### 7.4.2.3. Catching a bludger:

*A. Beaters may catch bludgers that are thrown at them by opposing players if they do not have possession, if in possession, or they may immediately drop the bludger.*

*B. If a beater catches a thrown bludger, the knockout effect does not occur and the beater may continue play as normal.*

*C. Any teammates hit by the bludger before it was caught are still knocked out.*

*D. A caught ball has no effect on the thrower. See 5.2.4. Struck beater for additional regulations regarding attempting to catch bludgers to negate the knockout effect.*

#### 7.4.2.4. Deflecting/Blocking a bludger:

*A. Beaters may use a bludger to block incoming bludgers.*

*B. If a beater is successful and is not hit anywhere on their body, including the hand holding the bludger, then the deflection is complete and the bludger has no effect, even if a bludger is dropped during the deflection.*

*C. A beater may use their bludger to bat, swat, or otherwise propel a live bludger away with their bludger in an attempt to block a knockout.*

i. A beater with a bludger may not swat, or otherwise propel a live bludger on first contact.

ii. A beater without a bludger may swat or otherwise propel a live bludger on first contact, but the bludger remains live for the original team and the swatting beater is knocked out.

*D. Using a held bludger to intentionally interact with a dead bludger, or one that is still in the possession of an opponent, is an illegal interaction.*

**Penalty: Blue:** A beater who interacts with a bludger illegally must receive a blue card.

#### 7.4.2.5. Possession of bludgers and interactions with the quaffle

*A. A player is considered to have possession of a bludger when that player has sole and complete control of a bludger.*

*B. Except in the circumstance described in 7.4.2.5.C, a beater may only be in possession of one bludger at a time.*

*C. A beater may temporarily possess two bludgers if the beater is in the process of catching a live bludger propelled by an opponent.*

i. In this scenario, the beater must drop one of the two bludgers immediately to avoid penalty. Possession is defined as when a player has complete and sole control of a ball.

D. A beater must not possess or intentionally interact with the quaffle, other than throwing a bludger at the quaffle.

**Penalty: Blue:** A beater who possesses two bludgers at one time while not trying to catch a bludger, or who does not drop one bludger immediately after possessing two during a catch, must receive a blue card.

**Penalty: Turnover:** A beater who unintentionally interacts with a quaffle in a manner that significantly affects the position of the quaffle, the quaffle must be turned over to the closest eligible player of the opposing team.

**Penalty: Yellow:** A beater who possesses or intentionally interacts with a quaffle illegally must receive a yellow card.

#### 7.4.2.6. Guarding bludgers

Guarding a bludger is defined as taking any action that would prevent or significantly delay the opposing team from gaining possession of a bludger.

*A. A team in possession of one bludger may guard a second bludger.*

*B. A team in possession of two bludgers may not guard the remaining bludger, even if the opposing team does not request immunity.*

*C. It is considered guarding if either of the beaters on a team with two bludgers:*

- i. Throws one of the bludgers that had been in their team's possession in any direction other than toward the opposing team's hoops, unless attempting to knock out an

opposing player, and then takes possession of the bludger that was free beforehand.

ii. Continually or intentionally moves into the path of an opponent attempting to gain possession of the free bludger so as to delay or hinder the ability of the opponent to reach the ball.

iii. Relinquishes control of a bludger in hand by releasing it directly to the ground and then takes control of the free bludger.

iv. Makes a clear effort to prevent the opposition from gaining possession of the bludger, at discretion of the referee, in accordance with 7.4.2.6.D.

*D. It is not considered guarding if either of the beaters on a team with two bludgers:*

i. Throws a possessed bludger at an opponent in an attempt to knock an opponent out of the game and then takes control of the free bludger.

ii. Relinquishes control of a bludger to the opposing team by throwing the bludger in the direction of the opposing team's hoops.

iii. Attempts to knockout the beater recovering the third bludger if the recovering beater has not claimed knockout immunity.

**Penalty: Back to Hoops and Turnover:** A player who, at the discretion of the referee, is guarding the free bludger while the player's team is in possession of two bludgers

must be sent back to hoops. A bludger is also turned over to the opposing team. If the quaffle game is also impacted by the guarding, then play is stopped and it is also turned over. If a snitch is caught by the team who is guarding, then the snitch catch is ruled no good.

### **7.4.3. Knockout immunity**

In certain situations, beaters may become immune to the knockout effect by raising a closed fist (see 5.2.8 Knockout immunity).

### **7.4.4. Bludger vs. quaffle**

7.4.4.1. Beaters may not use a bludger they are holding to affect the trajectory of the quaffle.

7.4.4.2. Beaters may throw or kick a bludger at the quaffle.

**Penalty: Turnover:** A beater unintentionally acting on a quaffle with a held bludger, in a manner that significantly affects the position or trajectory of the quaffle, results in a turnover of the quaffle to the closest eligible quaffle player of the opposing team.

**Penalty: Yellow:** A player who, at the discretion of the referee, intentionally uses a held bludger to affect the trajectory of the quaffle must receive a yellow card.

## 7.5. SEEKER RULES

### **7.5.1. Seeker overview**

See 1.2.4. Seeker overview.

### **7.5.2. Catching the snitch**



7.5.2.1. The seeker attempts to gain possession of the snitch by removing it from the snitch runner.

7.5.2.2. For a snitch catch to be successful, all circumstances of section 4.5: The snitch catch must be met and sole possession of the snitch must be clear and confirmed.

### **7.5.3. Seeker interactions**

7.5.3.1. Seeker interactions with other positions:

*A. Seekers are subject to the knockout effect and may be knocked out at any time once they are released.*

*B. Seekers may not interact with or physically contact players of other positions except for incidental contact in the course of fielding their position.*

*C. Seekers may not use or intentionally touch any game ball besides the snitch.*

**Penalty: Turnover:** If a seeker unintentionally acts on a bludger or quaffle in a manner that significantly affects the position of the ball, then the ball must be turned over to the closest eligible player on the opposing team to the point of the foul.

**Penalty: Yellow:** A seeker who intentionally interacts with a bludger or quaffle must receive a yellow card.

7.5.3.2. Seeker interactions with other seekers:

*A. Seekers are subject to all physical contact rules and appropriate penalties (see 6.3. Physical contact).*

*B. Since seekers are never in possession of a ball while a period is in session, any form of contact that cannot be initiated on a player who is not in possession of a ball, is illegal contact for seekers.*

#### **7.5.4. Seeker contact with the snitch runner**

A seeker may have limited physical contact with the snitch runner. The following guidelines apply:

*A. A seeker may grapple, body block, or complete other forms of incidental contact with the snitch runner by pushing the snitch runner's arms and other forms of incidental contact but this interaction must not limit the snitch runner's mobility.*

*B. A seeker may not push, grab, hold, charge, wrap, tackle or leap onto a snitch runner.*

*C. A seeker who grabs the snitch runner's clothing must let go immediately to avoid penalty.*

i. Any snitch catch accomplished by, or immediately following, the grabbing of clothing is invalidated.

ii. If the snitch runner's shorts need to be adjusted, the snitch runner's other clothing obscures the snitch, or the snitch runner's clothing impedes the snitch, the snitch runner must be ruled as down until the clothing has been adjusted.

a. If the clothing needs to be adjusted, the snitch runner is considered down and the snitch is uncatchable from the moment the clothing is askew, at the discretion of the referee, whether or not the snitch runner or referee has verbalized that the snitch is down.

1. If this occurs, the snitch shall be considered ruled as down and be given a three second start after adjusting the clothing.

2. Exception: If the clothing is made askew simply because the velcro did not release when holding the snitch sock, 7.5.4.1.C.ii.a. does not apply.

**Penalty: Yellow:** A seeker who pushes, grabs, holds, charges, wraps, or tackles the snitch runner, or who does not immediately let go after grabbing the snitch runner's clothing must receive a yellow card.

#### **7.5.5. Seekers during stoppages**

Seekers are subject to all stoppages and must stop play immediately when a referee blows the whistle in paired short blasts.



## 8. GAME OFFICIALS

### 8.1. HEAD REFEREE

#### **8.1.1. Authority of the head referee**

Each game is controlled by one referee who has full authority to enforce and interpret the rules of the game in connection with the game to which that referee has been appointed. Additional officials may be designated and players must follow all directives from those officials as well as the head referee.

##### 8.1.1.1. Players, snitch runners, and other officials must defer to the authority of the head referee.

*A. Players must abide by the decisions of the head referee and all other officials.*

*B. Players must not show disrespect to any official or persistently question the decisions of the referees.*

##### **Penalty: Blue/Yellow:**

A player who disrespects an official or persistently questions referees' decisions may receive a blue or yellow card at the discretion of the referee.

##### **Penalty: Yellow:**

A player who disregards the directives of the head referee must receive a yellow card. Players who disregard the directives of any other official may receive a yellow card at the discretion of the head referee.

##### 8.1.1.2. If assistant referees have not been designated by tournament officials, the head referee must designate at

least three additional referees to serve as the assistant and snitch referees.

### **8.1.2. Powers and duties of the head referee**

*A. Enforcing the rules of the game.*

*B. Controlling the game in cooperation with all other officials.*

*C. Performing all duties of the head referee listed throughout the rulebook.*

*D. Performing the duties of any officials that are not present.*

*E. Approving or rejecting any snitch spectacles presented by the snitch runner before the game and making sure that the snitch referee and team coaches are aware of the spectacles.*

*F. Replacing a snitch runner who is injured or in violation of the rules governing the snitch runner (see 8.3. The snitch runner).*

*G. Replacing any official who is injured or, in the opinion of the head referee, needs to be dismissed.*

*H. Stopping play immediately when a player is too injured to continue play while obstructing active gameplay, or is down with a serious injury. An injured player may only return to the pitch after the game has been resumed.*

*I. Allowing play to continue if a player appears to be injured but there is no gameplay taking place in the area and the player does not appear to have a serious injury.*

*J. Ensuring that, when play must be stopped for an injury, the injured player is removed from the pitch.*

*K. Ensuring that any player who is openly bleeding leaves the pitch immediately and is replaced by a substitute. The player may only return after receiving permission from an official, who must be satisfied that the bleeding has stopped.*

*L. Suspending the game due to cases of severe weather, concerns over safety, extreme or inappropriate misconduct, or external interference.*

*M. Penalizing the more serious foul when a player commits more than one foul at the same time.*

*N. Receiving advice, when appropriate, from any relevant officials and makes judgements on how to proceed.*

*O. Indicating the start and end of each period of the game.*

*P. Reviewing and authorizing official game documents.*

*Q. Having knowledge of the game score at all times and ensuring that it is properly communicated to players, spectators, and other officials, specifically the timekeeper.*

*R. Using verbal and visual commands to communicate with players, other officials, and spectators.*

**Penalty: Blue:** A player who uses verbal or visual referee commands may receive a blue card.

### **8.1.3. Decisions of the head referee**

8.1.3.1. All decisions of the head referee regarding facts connected with play are final. This includes:

*A. Determining whether a goal should be counted as good.*

*B. Issuing any fouls or disciplinary action.*

*C. Confirming a snitch catch and the final results of the game.*

8.1.3.2. Adjusting calls

If the referee has not restarted play, the referee may change a decision upon realizing that the decision was incorrect, or on the advice of another official.

*A. Adjusting a goal call:*

i. If a goal was called good by the head referee but evidence arises that the goal was no good, then the referee may adjust the call of the goal at any time prior to a significant interaction or play by the player with possession. Quaffle possession is unaffected by the change.

ii. If a goal was called no good by the head referee but evidence arises that the goal was good, then the referee may adjust the call of the goal at any time prior to the formerly defending team having



possession of the quaffle outside of the keeper zone and a significant interaction or play by the player with possession.

*A. Players may not request changes to any decision of a referee.*

## 8.2. ASSISTANT REFEREES AND OTHER OFFICIALS

### **8.2.1. Appointment of assistant referees and other officials**

8.2.1.1. The head referee or tournament officials must appoint at least two assistant referees, a snitch referee, and a snitch runner and may appoint other officials (up to two additional assistant referees, a scorekeeper, a timekeeper, and goal judges) for each game.

8.2.1.2. A snitch runner must be appointed for each game.

8.2.1.3. At least two and up to four assistant referees must be appointed.

8.2.1.4. One snitch referee must be appointed. The snitch referee may act as an assistant referee until the snitch runner is released into the player area. The snitch referee must be in addition to the two required assistant referees.

8.2.1.5. It is highly recommended that at least two goal judges, a scorekeeper, and a timekeeper are appointed for each game.

*A. If any of these positions is not filled, the head referee inherits the responsibilities of that position.*

## **8.2.2. Assistant referees**

8.2.2.1. At least two and up to four assistant referees must be appointed.

8.2.2.2. The duties of the assistant referees, subject to the discretion of the head referee, are:

*A. Indicating when a player is subject to the knockout effect.*

*B. Sending any fouling player back to hoops, then alerting the head referee if a card needs to be issued.*

*C. Warning beaters who may be guarding the third bludger if their team has possession of two bludgers.*

*D. Advising the head referee when misconduct or any other incident occurs.*

*E. Allowing the appropriate beater to retrieve a bludger that has gone into the spectator area or retrieving the bludger and placing it on the edge of the pitch if no eligible beater is available (see 7.2.5. The spectator area).*

*F. Watching off-ball quaffle players and ensuring that they are following all rules and regulations.*

*G. Assisting the head referee with monitoring quaffle play as necessary.*

8.2.2.3. Players must abide by the decisions of any assistant referee.

**Penalty: Yellow:** A player who disregards the directives of any official may receive a yellow card at the discretion of the head referee.

### **8.2.3. Snitch referee**

8.2.3.1. A snitch referee must be appointed.

A. The snitch referee may act as an assistant referee until the snitch runner is released into the player area.

8.2.3.2. The duties of the snitch referee, subject to the discretion of the head referee, are:

*A. Stopping play by blowing a whistle in paired short blasts if a snitch catch may have been successful or the snitch runner or equipment need to be replaced.*

*B. Indicating when a snitch runner has been ruled down and is uncatchable (See 8.3.9. Ruled as down).*

*C. Counting down from three seconds to indicate when the snitch runner is free to be pursued after having been ruled as down (see 8.3.9. Ruled as down).*

*D. Monitoring all interactions between the seekers and the snitch runner and sending any fouling player back to hoops before alerting the head referee if a card needs to be issued.*

*E. Ensuring that the snitch runner follows all regulations in section 8.3 The snitch runner.*

*F. Indicating when a player involved in the snitch game (including beaters in the general vicinity of the snitch runner and seekers) is subject to the knockout effect.*

8.2.3.3. Players must abide by the decisions of the snitch referee.

**Penalty: Yellow:** A player who disregards the directives of any official may receive a yellow card at the discretion of the head referee.

#### **8.2.4. Goal judge**

Two goal judges may be appointed. Their duties, subject to the discretion of the head referee, are:

*A. Indicating whether a quaffle passing near the hoops is to be ruled as good or no good.*

*B. Fixing any hoops that are broken or dislodged while play continues, so long as it does not interfere with play.*

*C. Retrieving a dead quaffle (after a goal is scored) if it is out of play, inaccessible to players, or needs to be returned to the keeper.*

*D. If requested, advising other officials of player fouls, misconduct, or any other incident.*

8.2.4.1. Players must abide by the decisions of the goal judges.

**Penalty: Yellow:** A player who disregards the directives of any official may receive a yellow card at the discretion of the head referee.

### **8.2.5. Scorekeeper and timekeeper**

8.2.5.1. A scorekeeper and a timekeeper may be appointed. One person may be appointed to perform the duties of the scorekeeper and the timekeeper.

*A. The scorekeeper's duties, subject to the discretion of the head referee, are:*

- i. Keeping written track of the game's score.
- ii. Updating the game's scoreboard.
- iii. Recording player number and reason for penalty for all blue, yellow, and red cards.
- iv. Announcing the score to teams, officials, and spectators at regular intervals and upon request.

*B. The timekeeper's duties, subject to the discretion of the head referee, are:*

i. Stopping the game clock when the head referee stops play (indicated by paired short whistle blasts) and resuming the game clock when the referee has resumed play (indicated by one short whistle blast).

ii. Keeping track of penalty time and releasing players from the penalty area after their penalty time is served.

iii. Keeping track of the total game time that the game has lasted, including overtime time if necessary.

iv. Reporting the seekers and snitch runner into the game and releasing them onto the pitch at the appropriate time.

v. In any overtime period:

a. Announcing the time remaining at regular intervals.

1. At each minute (four, three, two, and one).

2. When 30 seconds and 15 seconds remain.

3. Counting down from ten seconds remaining.

B. Indicating clearly that the period is about to end.

C. Stopping the game clock immediately upon the referee's signal of advantage.

8.2.5.2. Players must abide by the decisions of the scorekeeper and timekeeper.

**Penalty: Yellow:**A player who disregards the directives of any official may receive a yellow card at the discretion of the head referee.

### **8.2.6. The snitch runner as an official**

*A. The snitch runner may make calls regarding the knockout effect and the legality of the snitch catch if there is no referee present or able to make a call.*

*B. The snitch runner may offer advice to the snitch referee and the head referee regarding the possible validity of a snitch catch.*

*C. Players must abide by the decisions of the snitch runner.*

**Penalty:Yellow:**A player who disregards the directives of any official may receive a yellow card at the discretion of the head referee.

## **8.3. THE SNITCH RUNNER**

### **8.3.1. Role of the snitch runner**

8.3.1.1. The role of the snitch runner is to prevent the snitch ball from being caught by either team's

seeker for as long as possible, while also serving as a fair and impartial official.

#### 8.3.1.2. The snitch runner's uniform:

*A. The snitch runner must wear shorts with the snitch ball affixed.*

i. The snitch shorts and ball must be must meet all the requirements in section

*B. The snitch runner must wear a shirt or jersey and be easily identifiable as distinct from either team.*

*C. The snitch runner should be dressed in all yellow or gold.*

#### **8.3.2. Snitch runner as an official**

See section 8.2.6. The snitch runner as an official.

#### **8.3.3. The snitch's boundaries**

8.3.3.1. After release at Brooms Up, the snitch runner is released until the 17 minute mark of game time. During this time:

*A. The snitch ball may not be caught by either team.*

*B. The snitch runner may not be within the player area.*

*C. The snitch runner may not interfere with play in any manner.*



*8.3.3.2. At the 17 minute mark of game time, the snitch runner must report to the timekeeper and will be released into the player area prior to the release of the seekers at the 18 minute mark of game time.*

*8.3.3.3. Once the snitch runner has been released onto the pitch, the snitch runner may not leave the player area until the snitch has been successfully caught.*

*8.3.3.4. The snitch runner cannot be caught until after the 18 minute mark of game time when both seekers are released onto the pitch.*

#### **8.3.4. Spectacles**

Snitch runners may choose to be creative in their evasion tactics with spectacles. All spectacles are subject to the following restrictions:

*A. If a snitch runner intends to use any prop, disguise, or other external equipment, the head referee must approve the spectacle and team captains must be informed before the game.*

*B. Snitch runners must ensure that any spectacles do not hinder play outside of the seeker game.*

*C. Spectacles performed by the snitch runner must not delay the start of the game.*

*D. Spectacles must not be unfair or biased toward one team and must not detract from the role of the snitch runner as stated in 8.3.1. Role of the snitch runner.*

### **8.3.5. Return to the pitch**

Snitch runners must report to the timekeeper at the 17 minute mark of game time and then the timekeeper will release the snitch runner into the player area prior to the 18 minute mark of game time when the seekers are released.

### **8.3.6. Confirming the catch**

8.3.6.1. The snitch referee must blow a whistle in paired short blasts to stop play immediately when the referee believes the snitch may have been successfully caught.

8.3.6.2. If the snitch referee does not blow the whistle to stop play, the snitch runner must immediately report the catch to the head referee who must immediately stop play with paired short whistle blasts.

8.3.6.3. Any otherwise good goal made before the whistle is blown to stop play must be counted as good unless the snitch runner or another referee has clear knowledge that the successful snitch catch was made prior to the good goal.

### **8.3.7. Snitch requirements and code of conduct**

8.3.7.1. Snitch runners must abide by the following requirements and recommendations, in order to ensure the fairness of the game and the safety of the players and spectators. A snitch runner must not:

*A. Intentionally injure anyone.*

*B. Play recklessly or dangerously.*

*C. Play with a bias to one team.*

*D. Stay near one team's side of the pitch for an extended period of time.*

*E. Move a hoop (unless to fix a dislodged hoop that is not near active gameplay), or cause any hoop to become dislodged.*

*F. Intentionally touch any ball, including holding or shielding the snitch ball itself.*

*G. Rearrange or remove players' headbands.*

*H. Disobey a directive from the head referee.*

*I. Interact with any players other than the seekers.*

*J. Intentionally go to the ground, so as to be ruled as down, unless injured, unable to play, avoiding a dangerous situation, adjusting equipment, or asked to do so by a referee. K. Intentionally pull a seeker's headband, clothing or equipment other than the broom.*

#### 8.3.7.2. Breach of standards by the snitch runner:

*A. A referee must warn the snitch runner of violations or breaches of these standards.*

i. Major violations may warrant removal of the snitch runner without a previous warning.

B. The head referee may remove any snitch runner due to injury, breach of the standards listed in 8.3.7 Snitch requirements and code of conduct or being overly aggressive or irresponsible.

C. If the snitch runner commits a major violation against one seeker play should be stopped immediately and any snitch catch by the opposing team before play is stopped must be called no good.

### **8.3.8. Physical play and safety**

The snitch runner is responsible for the safety of seekers, other players, officials, and spectators.

8.3.8.1. The rules forbidding specific types of physical contact do not apply to the snitch runner except for the following:

*A. The snitch runner must not make contact with a seeker's head, neck, or groin.*

i. The snitch runner may make incidental contact with the seeker's head or neck while in the process of another move or in a playful manner (such as mussing a seeker's hair).

*B. The snitch runner may not make contact with a seeker's legs below the knee unless contact with the seeker has already been established in another manner.*

*C. The snitch runner must never play recklessly or dangerously.*

8.3.8.2. The snitch runner must follow the snitch code of conduct as outlined in 8.3.7. Snitch requirements and code of conduct.

8.3.8.3. The snitch runner may intentionally take a knee so as to be ruled as down if inured, unable to play, avoiding a dangerous situation, adjusting equipment, or being asked to do so by a referee.

8.3.8.4. The snitch runner should use common sense to avoid harming seekers, be aware of their surroundings, and avoid collisions with spectators.

### **8.3.9. Ruled as down**

8.3.9.1. A snitch runner is ruled as down when any part of the snitch runner's body other than the snitch runner's hands or feet touches the ground.

*A. When the snitch runner is down, the snitch is uncatchable, regardless of whether the snitch went down intentionally or unintentionally.*

*B. If the snitch runner's knee hits the ground at the exact same time the snitch is caught the snitch runner must be ruled as down.*

8.3.9.2. After a snitch runner has gone down, the seekers must:

*A. Release all parts of the snitch runner's body/clothing and the snitch ball.*

*B. Allow the snitch runner to rise to their feet.*

*C. Allow the snitch runner to adjust all clothing and equipment*

*D. Allow an additional three-second head start as counted off by the snitch referee before they can directly pursue the snitch again.*

**Penalty: Back to hoops:** A seeker who pursues the snitch runner who has been ruled as down before the three second head start has been counted off must be sent back to hoops.

## Appendix A

**A-1. Beaters**—Two players on each team who must wear black headbands and throw, kick, or in any way propel the bludgers to disrupt the flow of the game by “knocking out” other players (see 7.4. Beater rules).

**A-2. Bludgers**—Three 8.5 inch diameter inflated rubber balls which may only be used by the beaters and are used to temporarily knock opponents out of play (see 2.3.2. Bludgers).

**A-3. Body blocking**—A form of contact consisting of initiating force upon an opponent using body parts other than arms/hands (such as shoulders, chest, or hips). Body blocking is contact that does not use the entire force of the attacking player. In order to be a body block and not a charge, any force initiated must be after non-forceful contact has already been established with the body (see 6.3.2.3. Body blocking).

**A-4. Brooms Up**—The starting words for a period of quidditch. On the “B” sound of Brooms Up, all players must mount their brooms and begin play (see 3.2. Starting the game).

**A-5. Charge**—A form of physical contact which consists of turning or launching your body directly at an opponent and forcefully bumping into them so as to halt their progress, knock them off balance, or knock them to the ground (see 6.3.2.5. Charging).

**A-6. Chasers**—Three players on each team who must wear white headbands and throw, kick, or in any way pass the quaffle through the opposing team’s hoops to score 10 points and attempt to stop the other team from doing so. Chasers are quaffle players (see 7.3. Quaffle player rules).

**A-7. Dead bludger**—A bludger which cannot inflict the knockout effect due to not having been propelled by an eligible beater, having hit the ground since it was last made live, traveling beyond the spectator boundary, or being in the hand of a beater (see 5.2.2. Live bludger).

**A-8. Dead quaffle**—A quaffle that cannot be used to score. During the time

between when a goal is confirmed as good by the head referee and when quaffle play is restarted, the quaffle is dead (see 4.4.2. Dead quaffle).

**A-9. Delay of game**—An attempt to stop or significantly impede the continuation of the quaffle game (see 3.3.6. Delay of game).

**A-10. Four maximum rule**—The rule which allows each team to have a maximum of four players, not including the seeker, who identify as the same gender in active play on the field at the same time. (see 7.1.3. Four maximum rule).

**A-11. Free bludger**—A bludger that is not in the possession of a beater on either team. If one team controls two bludgers the remaining free bludger may not be guarded and the opposing team may request immunity in an attempt to retrieve the free bludger (See 7.4.2.6. Guarding bludgers and 7.4.3. Knockout immunity).

**A-12. Game**—A singular competition between two teams for the purpose of declaring a winner. A game must follow all rules in this rulebook as well as any IQA regulations to be considered official.

**A-13. Game time**—Game time—The official time of any given game, measured from the first “B” sound of brooms up until the end of the final period of the game but paused for stoppages in play and between periods (see 3.4. Regulating game time).

**A-14. Good goal**—Ten points are scored for a team when the quaffle in any way passes entirely through their opponent’s hoops and the goal is confirmed as good (see 4.1.1. Good goal).

**A-15. Goaltending**—Certain illegal actions which prevent the quaffle passing through a hoop which result in 10 points for the attacking team, as if a goal had been scored (see 4.3. Goaltending).

**A-16. Grab**—A form of physical contact between players consisting of holding an opponent or any part of an opponent with a closed hand (see 6.3.2.6. Grabbing).

**A-17. Grappling**—A form of physical contact between players consisting of placing a hand or hands on an opponent to jostle for position on the field



(see 6.3.2.1. Incidental contact/grappling).

**A-18. Guarding a bludger**—Taking any action that would prevent or significantly delay the opposing team from gaining possession of a bludger. It is illegal for a team possessing two bludgers to guard the remaining free bludger (see 7.4.2.6. Guarding bludgers).

**A-19. Helpless receiver**—A receiver who is in the process of catching a ball that is in the air. The receiver does not have to leave the ground in order to be considered a helpless receiver. It is illegal to charge or tackle a helpless receiver (see 6.3.2.5.C. Charging a helpless receiver and 6.3.2.8.C. Tackling a helpless receiver).

**A-20. Hoops**—The upright and self supporting structure through which the quaffle must pass to score a goal. Hoops are interacted with in two ways: projecting the quaffle through the loop results in a goal and after a player is subjected to the knockout effect, that player must touch anywhere on the hoop, including the pole but not the base, before returning to play (see 2.2. Hoops).

**A-21. Incidental**—A form of physical contact that is performed unintentionally.

**A-22. Intentional**—An action performed with a specific purpose in mind. Many actions are illegal when performed intentionally.

**A-23. Keeper**—The quaffle player on each team who must wear a green headband and is a quaffle player but has special additional rules related to preventing opponents from scoring with the quaffle (see 7.3.3. Keeper specific rules).

**A-24. Kick**—To strike with the foot or feet. At the time of a kick the player striking the ball is said to have possession of that ball. A player may kick a ball they are able to play once, but it must be picked up before they may kick it again. It is illegal to kick an opponent.

**A-25. Knockout immunity**—A player with knockout immunity is not affected by the knockout effect. The keeper is immune in that keeper's own keeper zone until the quaffle leaves the zone. An eligible beater gains

knockout immunity by raising a hand in a fist. (see 7.4.3. Knockout immunity).

**A-26. Live bludger**—A bludger that has been thrown, kicked, or otherwise intentionally propelled by a beater who is in play and not knocked out. A live bludger can inflict the knockout effect upon opponents (see 5.2.2. Live bludger).

**A-27. Live quaffle**—A quaffle that is eligible to score goals. The quaffle is made live by the head referee on the first sound of “B” in “Booms Up!”, by the head referee with one short whistle blast after a stoppage of play, and by the keeper by gaining sole possession in their half of the pitch after their opponent scored a goal.

**A-28. Moving pick**—A pick attempted without the player having set their feet before interacting.

**A-29. Natural motion**—A player’s continued movement in making a play, one singular natural motion that the player had already started, if that motion cannot be stopped (see 5.3.4. Natural motion).

**A-30. Opponent’s keeper zone**—The keeper zone containing the hoops that a team is trying to score through.

**A-31. Opponent’s half of the pitch**—The half of the pitch containing the hoops that a team is trying to score through.

**A-32. Overtime**—Overtime is an extra period in a game that occurs when a snitch catch in regular time causes a game to be tied. Overtime lasts five minutes or until the snitch is caught again (see 3.5. Overtime).

**A-33. Own keeper zone**—The keeper zone is the one containing the hoops that a team is trying to defend. A team lines up at the beginning of a game in their own keeper zone. The keeper is subject to special rules while in the keeper’s own keeper zone.

**A-34. Own half of the pitch**—The half of the pitch containing the hoops that a team is trying to defend.

**A-35. Penalty area**—An area where players must remain for a certain

amount of time after committing a foul. Players in the penalty area may not interact with play, but are considered in play for purposes of the four maximum rule and positions (see 6.4.2. The penalty area).

**A-36. Penalty time**—The time a player must spend in the penalty area due to a foul. Penalty time is measured in game time and therefore does not run during a stoppage of play (see 6.4.2.5. Tracking penalty time).

**A-37. Period**—A segment of a game. There may be up to three periods in any given game: regulation time, which occurs in all games; first overtime, which occurs when the teams are tied at the end of regulation time; and second overtime, which occurs when teams are tied at the end of first overtime.

**A-38. Pick**—A passive attempt to create a unmoving barrier with a player's body with the intent of forcing the defending player to circumvent the block.

**A-39. Pitch boundary**—The pill-shaped boundary marked by parallel straight sidelines and curved backlines into which play is generally restricted (see 2.1. The pitch).

**A-40. Player area**—The 84 x 48 yard (77 x 44 meter) rectangular area which includes and surrounds the pitch. All play is confined within the player area. Anything outside the player area is the spectator area (see 2.1.8 Player and spectator areas).

**A-41. Possession**—Complete and sole control of a ball. A player who is intentionally kicking a ball is considered to have possession of that ball while they are the sole person in contact with the ball.

**A-42. Protected Keeper**—A keeper within their own keeper zone, except in the situation described in 7.3.3.1.B.

**A-43. Push**—A form of physical contact which consists of initiating force upon an opponent with an extended arm, be it extended during or before initiation of contact (see 6.3.2.4. Pushing).

**A-44. Quaffle**—The ball used by chasers and keepers to score goals (see 2.3.1. The quaffle).

**A-45. Regulation time**—The initial period of a game from the call of “Brooms Up!” until the first good snitch catch. Regulation time excludes any overtimes.

**A-46. Reset**—A reset is considered to be when a team sends the quaffle back in the direction of their hoops.

**A-47. Second overtime**—The second overtime period is instituted if overtime ends in a tie and the first team to score by any method is pronounced the winner (see 3.5.3. Second overtime).

**A-48. Seeker**—The player on each team who must wear a yellow headband and who attempts to remove the snitch ball from the snitch runner to score 30 points and end the game (see 7.5. Seeker rules).

**A-49. Seeker floor**—The time during a period in which the snitch is ineligible to be caught. In regulation time the seeker floor is 18 minutes. In first overtime the seeker floor is 30 seconds (see 3.4.1.2. Seeker floor and 3.5.2. First overtime).

**A-50. Snitch**—The snitch consists of a snitch runner and snitch ball. Seekers attempt to catch the snitch by removing the snitch ball from the snitch runner, thus earning 30 points and ending the game (see 2.3.3. The snitch).

**A-51. Snitch ball**—A ball which consists of a ball and a sock and must be attached to the back of the snitch runner’s shorts. Seekers attempt to remove the snitch ball to earn 30 points and end the game (see 2.3.3. The snitch).

**A-52. Snitch runner**—An assistant referee who is tasked with protecting the snitch ball from being caught (see 8.3. The snitch runner).

**A-53. Speaking captain**—A designated individual on the team who is the only person who may speak for the team when conversing with officials.

**A-54. Spectator area**—The area outside of the 84 x 48 yard (77 x 44 meter) player area where spectators may be seated. Players may never enter the spectator area, unless allowed to do so by a referee (see 7.2.5.

The spectator area).

**A-55. Steal**—A player's attempt to extract a ball from an opponent by either stripping or poking it loose (see 6.3.2.2. Stealing).

**A-56. Struck beater**—A struck beater is a beater who has been hit by a live bludger propelled by an opponent (see 5.2.4. Stuck beater).

**A-57. Substitute area**—A designated zone existing outside of the pitch boundary, beginning at each keeper zone line and extending to the nearest end line, where all substitutes must remain for the duration of a game (see 2.5.1.1. Substitute areas and 6.2.5. Substitute area).

**A-58. Tackle**—A form of physical contact between players consisting of wrapping a player and bringing that player to the ground (see 6.3.2.8. Tackling).

**A-59. Third bludger**—See A-11. Free bludger.

**A-60. Tripping**—Any attempt to knock a player off the player's feet through contact below the knees. Tripping is always illegal physical contact (see 6.3.2.1.J.).

**A-61. Unscorable quaffle**—If a player is touching a quaffle when struck by a live bludger and releases it according to natural motion, the quaffle becomes an unscorable quaffle. An unscorable quaffle cannot result in a goal, even if the quaffle goes entirely through a hoop.

**A-62. Wrap**—A wrap consists of encircling an opponent's torso or any part of an opponent with an arm or arms (see 6.3.2.7. Wrapping).



## Appendix B

**B-1. Warning offenses**—A referee may issue a warning to players for actions that the referee considers “no harm, no foul” (6.4.1.10. No harm, no foul) and may warn players at any time in an attempt to prevent illegal actions from occurring (6.4.1.11. Warnings). The following are specific warning offenses:

At the discretion of the referee, a team is beginning to delay the game (3.3.6. Delay of game).

Using undirected explicit, vulgar, extreme, or abusive language or gestures (6.1.2.2. Language and gestures).

**B-2. Repeat offenses**—The following are offenses for which the offending player must repeat the action properly before continuing with play:

Failing to follow the proper knockout procedure, but not yet having interacted with play (5.3. Knockout procedure).

Failing to follow the proper substitution procedure, when substituting or when changing positions, but not yet having interacted with play (6.2.2. Substitution procedure and 6.2.3. Position change).

**B-3. Special offenses (double blue)**

Using a headband that the referee deems unacceptable for any reason. The player must leave the pitch and correct the headband or be replaced by a player with a proper headband (2.5.2. Mandatory equipment).

A team committing foul play that cannot be attributed to a specific player. The speaking captain must receive a red card (6.1.2.4. Serious foul play).

Having an illegal player or set of players in play in terms of eligibility, gender, number of players, or position. The speaking captain must receive a yellow card (7.1.3. Four maximum rule).

**B-4. Back to hoops offenses**—A referee must send any player who commits any of the following offenses back to that player’s hoops with the player completing all of the knockout procedure as described in section 5.3. The following are back to hoops offenses:

Not replacing a dislodged headband at a stoppage in play (2.5.6. Headband lost mid-play).

Dismounting while in play (5.1.2. Dismounting).

As a beater, both beaters on a team raising a fist for immunity. The beater whose call was more likely to be deceptive (5.2.8. Knockout immunity).  
Attempting to manipulate the status of immunity (5.2.8.2. Manipulating immunity).

Unintentional illegal physical interaction and immediately adjusting to correct the interaction (6.3.1.3. Interaction guidelines).

Unintentional illegal grappling, stealing, attempting to steal, body blocking, pushing, charging, grabbing, wrapping, or tackling that is immediately adjusted (6.3.2. Specific contact).

Illegally and intentionally leaving the pitch or remaining off the pitch (7.2.3.2. Play confined to the pitch).

Illegally and intentionally carrying a ball off or away from the pitch (7.2.4. Boundaries and balls).

Propelling a ball off the pitch, laterally from the pitch, or further away from the pitch while off the pitch. Also results in a turnover (7.2.4. Boundaries and balls).

Guarding the free bludger while the player's team is in possession of two bludgers (7.4.2.6. Guarding bludgers).

As a seeker, pursuing the snitch runner who has been ruled as down before the three second head start has been counted off (8.3.9. Ruled as down).

## **B-5. Turnover offenses**

Illegally resetting the quaffle (3.3.6.2. Resetting).

Releasing a pass or shot after having been knocked out, except in cases of natural motion (5.3.2. Knocked out players).

Beginning a new motion that moves a ball after being knocked out, except in cases of natural motion (5.3.4. Natural motion).

Propelling a ball off the pitch, laterally from the pitch, or further away from the pitch while off the pitch. Also results in a back to hoops (7.2.4. Boundaries and balls)

Unintentionally acting on a ball of another position in a way that significantly affects the position or trajectory of that ball (7.4.-7.5.).

As a beater, unintentionally using a held bludger to significantly affect the trajectory of the quaffle (7.4.4. Bludger vs. quaffle).



**B-6. Blue card offenses**—The following are blue card offenses:

- A team possessing more than six brooms in the player area before the 17 minute mark of game time or more than seven brooms after the 17 minute mark of game time (2.4.4. Limited brooms in the player area).
- Using illegal equipment after the game has started (2.5. Player equipment).
- Changing position on the starting line after the referee has called “Brooms Down!” (3.2.1. Pre-game lineup and procedure).
- False starting without successfully resetting before the referee has called “Brooms Up!” (3.2.1. Pre-game lineup and procedure).
- Delaying the game after receiving a team warning (3.3.6. Delay of game).
- As a seeker, entering the pitch before the 18 minute mark of game time (3.4.1.2. Seeker floor).
- Repeatedly, unintentionally dislodging a hoop (4.2.2. Dislodged hoop procedure).
- Illegally and intentionally interacting with a dead quaffle (4.4.2. Dead quaffle).
- Continuing play after being dismounted (5.1.2. Dismounting).
- Intentionally holding a bludger against an opponent to make them believe they are knocked out (5.2.3. Held bludgers).
- As a beater, intentionally changing, or attempting to intentionally change, the direction of a bludger after the initial hit (5.2.4. Struck beater).
- As a quaffle player, using the quaffle to interact with a dead bludger (5.2.5. Blocking bludgers).
- As a quaffle player or seeker, illegally swatting a bludger (5.2.6. Swatting bludgers).
- Raising a hand with a closed fist and taking any action other than attempting to recover a bludger (5.2.8. Knockout immunity).
- As a knocked out player, interacting with play, other than initiating physical contact, without having completed the knockout procedure (5.3.1. Knockout procedure).
- As a knocked out player, unintentionally continuing and affecting play (5.3.3. Unnoticed knockout).
- Using undirected explicit language or gestures after being warned (6.1.2.2. Language and gestures).
- Substituting into the game illegally and interacting with play or

disregarding the command of a referee to repeat the substitution (6.2.2. Substitution procedure)

Interacting with play after an illegal position change. Both players receive a blue card (6.2.3. Position change).

As a substitute, intentionally leaving the substitute area without the permission of a referee (6.2.5. Substitute area).

As a substitute, not making every reasonable effort to move out of the way of play (6.2.6. Substitutes interfering with play).

Leaving the player area to make a play (7.2.3. Boundaries and players).

As a quaffle player, using the quaffle illegally (7.3.2. Using the quaffle).

As a beater, illegally kicking a bludger (7.4.2. Using the bludger).

As a beater, illegally interacting with a bludger (7.4.2.3. Catching a bludger).

As a beater, illegally possessing two bludgers (7.4.2.5. Possession of bludgers and interactions with the quaffle).

Disrespecting an official or persistently questioning referees' decisions (8.1.1. Authority of the head referee)

Using verbal or visual referee commands (8.1.2. Powers and duties of the head referee).

**B-7. Yellow card offenses**—The following are yellow card offenses:

Ignoring the directive “illegal headband” or making a play after been given the directive (2.5.2. Mandatory equipment).

Returning to the pitch after being asked to leave due to an equipment infringement without correcting the infringement (2.5.4. Accidental infringement of equipment rules).

After a stoppage, intentionally continuing to move or refusing to follow referee instruction (3.3.1. Stopping play procedure).

Recklessly dislodging a hoop (4.2.2. Dislodged hoop procedure).

Continuing or initiating contact while dismounted (5.1.2. Dismounting).

Intentionally or repeatedly not completing part of the knockout procedure (5.3.1. Knockout procedure).

Initiating physical contact, other than incidental contact or in the final singular natural motion, after being hit by a live bludger (5.3.2. Knocked out players).

Willfully ignoring being knocked out (5.3.3. Unnoticed knockout)

Intentionally beginning an action with knowledge of being knocked out (5.3.4. Natural motion).

Refusing to comply with a referee's directive (6.1.1.2. Authority of referees).

Taunting or engaging in rude or antagonistic behavior toward players, spectators, officials, or event staff (6.1.2. Unsporting behavior).

Using explicit language or gestures directed toward any person (6.1.2.2. Language gestures).

Pretending to be fouled (6.1.2.5. Faking a foul).

Feigning an injury (6.2.4. Substitutions due to injury).

Making illegal physical contact that is intentional or not immediately adjusted (6.3.1.2. Illegal physical contact).

Committing an illegal physical interaction that is intentional or not immediately adjusted (6.3.1.3. Interaction guidelines).

Failing to readjust or discontinue contact after being forced into an illegal position (6.3.1.7. Adjusting illegal contact).

Illegally grappling, stealing, attempting to steal, body blocking, pushing, charging, grabbing, wrapping or tackling that is intentional or not immediately adjusted (6.3.2. Specific contact).

Ignoring the referee's punishment after committing an offense that would not otherwise stop play (6.4.1. Disciplinary sanctions).

Failing to proceed directly to the penalty area when instructed to do so (6.4.2.3. Proceeding to the penalty area).

Substituting a player in the penalty area (6.4.2.3. Proceeding to the penalty area).

A speaking captain illegally interfering with play or conversing with a referee after being asked to stop (7.1.2. Speaking captains).

Using a ball to mimic the actions of a ball of a different position or using a possessed ball to interact with the snitch runner (7.2.2. Using the balls).

Intentionally interacting with the ball of another position (7.2.2. Using the balls).

As a substitute or knocked out player, not making a reasonable effort to avoid interacting with a ball (7.2.2.4.)

Carrying a ball out of the player area or propelling a ball with the intent of sending it out of the player area (7.2.4. Boundaries and balls).

Disregarding referee instruction regarding entering the player area (7.2.5.

The spectator area).

Recklessly endangering a spectator (7.2.6. Spectators and dangerous terrain).

Playing recklessly at any time at the discretion of the referee (7.2.7. Playing recklessly).

Using a held bludger to affect the trajectory of a quaffle (7.4.4.1.).

As a seeker, pushing, grabbing, holding, charging, wrapping or tackling the snitch runner or not immediately letting go after grabbing the snitch runner's clothing (7.5.4. Seeker contact with the snitch runner).

Disrespecting an official or persistently questioning referees' decisions (8.1.1. Authority of the head referee).

Disregarding the directive of any official (8.1.1. Authority of the head referee).

**B-8. Red card offenses**—The following are red card offenses:

Knowingly initiating a new play of any kind with a broken broom (2.4.2. Broken brooms).

Using illegal equipment that was specifically barred by the referee or tournament director before the game began, during ground rules, or at any point during the game (2.5.3. Additional equipment).

Intentionally altering any equipment in order to gain an advantage (2.5.5. Intentionally altering equipment).

Intentionally dislodging a hoop (4.2.2. Dislodged hoop procedure).

Directing explicit or threatening taunts toward opponents or engaging in explicitly rude or hostile behavior toward players, spectators, officials, or event staff (6.1.2. Unsporting behavior).

Using extreme or abusive language or obscene gestures directed toward any person (6.1.2.2. Language and gestures).

Engaging in physical altercations or threatening any players, spectators, officials, or event staff (6.1.2.3. Physical altercations and threats).

Committing serious foul play (6.1.2.4. Serious foul play).

Intentionally breaking the substitution rules in order to affect gameplay (6.2. Substitutions).

As a substitute, intentionally interacting with play (6.2.6. Substitutes interfering with play).

Committing illegal physical contact in a manner that the referee deems to

be violent or egregious conduct (6.3.1.2. Illegal physical contact).  
Committing illegal physical interaction in manner that the referee deems to be violent conduct (6.3.1.3. Interaction guidelines).  
Committing egregiously illegal physical contact (6.3.1.4. Egregious contact).  
As a speaking captain, engaging in any action that would result in a red card for a player (7.1.2. Speaking captains).  
Illegally and intentionally blocking the quaffle from scoring, except in cases of goaltending (7.2.2. Using the balls).  
Participating in particularly egregious reckless play (7.2.7. Playing recklessly).

### **B-9. Forfeit Offenses**

Persisting in refusing to leave the player area after a red card, or becoming a danger to officials, other players, or spectators (6.4.1.5. Red card).  
Having all players in play serving time in the penalty area (6.4.2.6. Unusual penalty area situations).

## Appendix C

### REFEREE SIGNALS



#### **Goal**

One long whistle blast.  
Two arms raised straight up.




#### **No goal/bad snitch catch**

Two arms out at the side.




#### **Own zone keeper possession**

Yell "keeper". Arms crossed at shoulder level, fists clenched.



#### **Good snitch catch**

Three long whistle blasts.  
Wave both arms above head once per whistle.



**Knocked out**

Yell "beat", player's jersey color and number. Point at player's own hoops with two fingers.



**Stop play**

Paired whistle blasts.  
One arm raised straight up.



**Resume/restart play**

One short whistle blast.  
One-armed chopping motion.




**Advantage to fouled team**

One arm raised straight up. Drop marker at location of the quaffle, if quaffle advantage. Stop play after advantage.




**Warning**

Hold one arm, palm outward, to offending player.



**Back to hoops**

Yell "back."



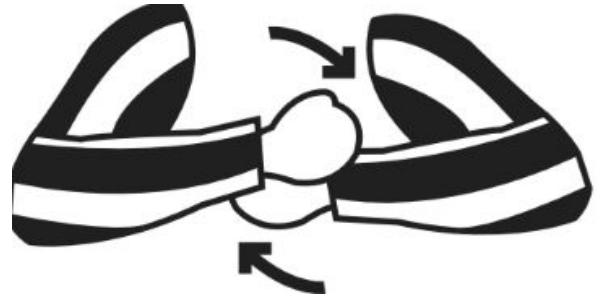
**Blue, yellow, or red card**

Extend arm, point at player with two fingers. State foul. Show card to player, then scorekeeper. Hold up one finger (yellow card or technical foul) or two fingers (red card) for penalty time.





**General illegal contact**  
Fist chopping arm above head.



**Illegal procedure**  
Roll arms in front of body.



**Illegal interaction**  
Make a T with arms, one fist directly under other forearm.



**Unsportsmanlike conduct**  
Hands at hips.

**Illegal physical action**  
Mime action.

**Delay of game**  
Tap wrist.

**Substitute/bench foul**


Point to offending bench with both arms.

**Illegal contact to body part**

Chop fouled body part with arm.

**Illegal contact using body part**

Point to own body part.



## Appendix D

Note—In an attempt to increase clarity and address issues with the rulebook, there have been considerable changes to the wording and structure of many of the rules. This change log only takes into account major changes to rules that directly affect the meaning and adjudication of the rule. Please be sure to read the full rulebook to avoid missing other, more minor, changes.

### Section 1

**1.4.2.** Blue card: A blue card indicates that a player must spend one minute of game time in the penalty area and the player's team must play a player down for this minute. If the opposing team scores before the minute expires, the player may be released early and reenter play. Blue cards do not "stack" to become higher penalties.

**1.4.5.** Ejection—A referee may eject a player for egregious violations of the rules.

### Section 2

**2.1.4.1.C.** Penalty areas—The boundaries of the penalty area for each team have been altered slightly.

**2.1.5.1.B.** Substitution areas—The boundaries of the substitution area for each team have been altered slightly.

**2.1.5.1.C.** Substitution areas—Players and team staff may leave the team bench and enter the substitute area during the game, but must not remain outside of the team bench.

**2.1.5.2.** Team benches—Team benches have been given specifications and requirements. Players and team staff, except the speaking captain, not in or about to enter active play should be located for the majority of the game within the team bench area.

**2.1.7.2.** Starting lines—In the event that the starting lines are not marked, the head referee may indicate a clear alternative line within each team's keeper zone to ensure that no player on either team receives an advantage during the starting procedure.

**2.1.8.1.** The player area—The player area must be clear of obstacles and dangerous terrain. No tournament specific obstructions, such as scorekeeping tables, may be set up within the player area.

**2.1.8.2.** The spectator area—Players may enter the spectator area if retrieving a game ball with explicit permission of any referee, or if not stopped by a referee while the closest eligible player attempting to retrieve a bludger.

**2.3.3.1.C.i.** The sock containing the snitch ball must have a visible and unobstructed length of 10-12 inches (25-30 cm).

**2.4.1.** Broom regulations—The pole of a broom may be made of materials other than wood and plastic. This pole must be between 32 and 42 inches. If the broom has bristles, the entire length of the broom must not exceed 48 inches and the back of the broom must be to the back of the player.

**2.4.2.** Broken brooms—If a broom breaks during the course of play, the referee must immediately stop play and it must be replaced before its player may make any play. If a player knowingly initiates a new play of any kind while their broom is broken, they must receive a red card.

**2.4.4.** Limited brooms in the player area—Before 17 minutes of game time, each team may have a maximum of six (6) brooms within the player area. After 17 minutes of game time until the game is concluded, each team may have a maximum of seven (7) brooms within the player area. If a team has more brooms on the pitch than allowed for that time, the team's speaking captain must receive a blue card.

**2.5.2.B.** Headband—The headband must be thick enough to see easily from a reasonable distance and be identifiable through a player's hair or other equipment. Hats or other headwear are not a substitute for headbands. The positional headband must be worn over the headgear and the headband must be clearly distinguishable from the headgear.

**2.5.2.** Illegal headband—If a referee determines a player's headband unacceptable for any reason, the referee should say "illegal headband". Play is not stopped. The player must leave the pitch and correct the headband or

be replaced by a player with a proper headband.

**2.5.2.D.** Bottoms - Some sort of bottom (such as shorts, pants, or a skirt). If a player is wearing a skirt, they must also wear shorts or undergarments underneath the skirt.

**2.5.3.B.i.** Braces—Athletic braces must pass the referee “knock test.”

**2.5.2.F.** A mouthguard is now mandatory player equipment.

**2.5.3.** Additional equipment—A player who is found to be using illegal equipment after the game has started must receive a blue card. This does not include equipment that is otherwise altered due to the course of play.

### Section 3

**3.1.1.** Speaking captain—During the pregame meeting each team must designate one person to serve as speaking captain to represent the team during the game. The speaking captain is the only person who may speak on behalf of the team to any referee or official with regard to the game. The speaking captain must be on the team’s official roster. A team’s coach may serve as the speaking captain. Any official team captains and coaches may attend the pregame meeting, but the team must clearly indicate which individual is the speaking captain for the game.

**3.2.1.C.** Pregame lineup and procedure—The head referee must confirm that both teams, all assistant referees, and any other officials are ready and identifies the snitch runner.

**3.2.1.E.** Pregame lineup and procedure—Players may not change positions on the pitch once “Brooms Down!” has been called. A player who changes position on the starting line after the referee has called “Brooms Down!” must receive a blue card.

**3.2.1.F.** Pregame lineup and procedure—After the head referee shouts “Ready!”, players may assume a starting position at the call of ready, but in doing so the broom must remain flat on the ground.

**3.2.1.** False start penalty—If a player passes the starting line or picks up their broom but is able to reset behind the starting line before the referee

before referee calls “Brooms Up!” then play may continue as “No Harm, No Foul.” If a player has not reset before the the first “B” sound of “Brooms Up!” that player must receive a blue card and the referee must reset the players and repeat the procedure of 3.2.1.

**3.2.1.** The head referee no longer calls “The snitch is loose!” or “The snitch is released!” during the pregame procedure.

**3.3.2.** Head referee stopping play—The head referee must now stop play if a player is too injured to continue play while obstructing active gameplay or if there is a broken broom anywhere within the player area.

**3.3.4.1.** Calling advantage—The parameters for when advantage abates have been expanded and clarified.

**3.3.4.2.A.i.** Restarting play when advantage abates—If the fouled team scored a goal the goal should be called good and if advantage was called on a back to hoops penalty, then the standard procedure for back to hoops is applied. Generally, advantage should not be called on a back to hoops penalty.

**3.3.4.2.A.iv.** Restarting play when advantage abates—If the foul results in a blue card or a yellow card and the only player in the penalty area is a substitute from the fouling team serving time for a red card, then the penalty time for the for the player receiving the blue or yellow card is nullified by the score.

**3.3.4.2.B.i.a.** Restarting play when advantage abates—If a team commits a foul that would result in a quaffle turnover during advantage, then the quaffle must be turned over to the opposing team.

**3.3.5.** Delayed penalties—All penalties made by assistant or snitch referees are considered delayed penalties. Delayed penalty procedures and parameters have been expanded and clarified.

**3.3.6.** Delay of game—If the offense moves forward with the ball and stops moving completely or takes extreme measures to move slowly or erratically, without being forced to do so by the defense, this is considered delay of game. Examples of this are:

The quaffle carrier stands stationary behind a beater in possession of a bludger.

The quaffle carrier tiptoeing or zigzagging slowly up the pitch.

Repeatedly tossing the quaffle between two players on their own side of the midfield line.

If a team on offense resets the quaffle into the keeper zone without attempting to make a pass to a player or by taking a shot at the team's offensive goals, this is considered delay of game.

If a keeper in possession of the quaffle within their own keeper zone drops the quaffle to the ground, this is not considered delay of game.

**3.3.6.2.** Resetting—A team may not reset the quaffle into their own half, or further away from the midfield line within their own half, without either attempting a pass to an eligible receiver or shooting on their opponents hoops (at the discretion of the referee).

Penalty: Turnover—If a player resets illegally, then play shall be stopped and the quaffle shall be given to the closest eligible player on the opposing team.

**3.4.1.2.** Seeker floor—The snitch runner may enter the player area at any time after the 17 minute mark of game time and must have entered prior to the 18 minute mark of game time. Seekers must remain within the penalty area until being released by the timekeeper. If a seeker enters the pitch before 18 minutes of game time, they must receive a blue card. Penalty time shall begin at the 18 minute mark.

**3.5.2.C.** First overtime—The head referee must grant the teams approximately three minutes of rest period between regulation time and overtime.

**3.5.2.D.** First overtime and **3.5.3.** Second overtime—If there are players serving time in the penalty area, the snitch catch which ended the previous period (unless ended by expiration of time) is treated as a single score for the purposes of releasing a player. All other players must serve the remainder of their penalty time during the next period.

**3.5.2.G.** First overtime—At the beginning of overtime, the seekers must

check in at the scorekeeper table to be released from the penalty area when the 30 second seeker floor has concluded.

**3.5.2.I.** First overtime—Timekeeper role in overtime has been clarified.

**3.5.3.F.** Second overtime—Seekers must start from the starting line during second overtime.

**3.6.** Forfeits and suspended games—A new section has been created outlining the procedure for forfeits and suspended games.

## Section 4

**4.1.1.** Good goal—During the time between when a goal is scored and when the head referee confirms that the goal is good, the quaffle should be played as if it is live. If the goal is declared good, then no plays with the quaffle during this time count, though all fouls and illegal plays would still result in a penalty. If the goal is called no good, then the quaffle is live and play continues.

**4.2.1.D.** Scoring through a dislodged or broken hoop—The head referee may verbally declare any hoop dislodged and therefore unplayable if the referee determines that the above conditions for a dislodged hoop are met.

**4.2.2.** Dislodged hoop procedure—If the quaffle goes past the hard boundary and there are no advantages, play must be stopped to fix the hoops. The team with the quaffle may elect to request play be stopped to fix a dislodged hoop if the quaffle or the player with the quaffle has not passed the midfield line. Once the quaffle or the player with the quaffle has passed the midfield line, the team may not request a reset.

**4.3.1.A.** Goaltending—Goaltending has been redefined to include a player, other than the keeper, touches the quaffle with a part of themselves or their equipment that is extended through a hoop, within their own defensive keeper zone, from the side where the quaffle would exit.

**4.4.3.1.** Keeper restart—If the formerly defending keeper is the first player to possess the dead quaffle, it becomes live if they touch it anywhere in their half of the field.



A. If anyone else touches the quaffle first, including a referee (upon keeper's request), then it must be reset in the keeper zone, and the keeper must retreat to their own keeper zone to reset play.

**4.5.1.** The snitch catch—In order for a snitch catch to be confirmed, these additional sections must be true:

A. There is no foul of any level (back to hoops to red card) by the seeker who caught the snitch immediately prior to or during the catch.

B. No cardable offense by any member of the catching team was committed.

C. The snitch was not impeded by a member of the catching team in a way that may have in any way contributed to the catch, even if unintentional.

## Section 5

**5.1.2.** Dismounting—Any player who continues playing after being dismounted must receive a blue card. A player who continues or initiates contact while dismounted must receive a yellow card.

**5.2.1.C.** Incurring the knockout effect—If a player is hit by a live bludger, that player is considered "knocked out" unless they are called "safe" or "clear" by a referee.

**5.2.4.** Struck beater—A struck beater is a beater who has been hit by a live bludger propelled by an opponent.

**5.2.7.** Friendly fire—

A. Players hit by a bludger should dismount immediately (unless the player is a beater attempting to catch the live bludger).

i. Players must be called "safe" by a referee if they are hit by friendly fire.

ii. If a player is not called "safe" by the referee then that player is subject to the knockout effect.

B. If the player dismounts due to friendly fire and has not made any plays or other actions while dismounted the referee may allow the player to remount and continue play.

i. If the referee does not explicitly inform the player to remount and resume play, the player must complete the full knockout procedure.

**5.2.8.1.A.** Knockout immunity—ii. If an opponent begins a natural motion (see 5.3.4.) on an attempted knockout before an immune beater has gained possession of a ball, the knockout does not count.

iii. If the opponent has released the bludger before the player claiming immunity has raised a fist above their shoulder, the knockout still counts.

**5.2.8.1.B.** Knockout immunity—If both beaters on a team raise their fists for immunity, either beater can put their fist back down without penalty. If both beaters keep their fists up, a penalty may be issued.

**5.2.8.2.** Manipulating immunity—It is illegal to manipulate the status of the bludgers for the sole purpose of changing the state of immunity.

A. A player may not claim immunity after that player has released a bludger, unless the bludger was released in an attempt to incur the knockout effect.

B. A player may not claim immunity in an attempt to retrieve a free bludger until the bludger is dead.

C. If a player on the team with two bludgers releases a bludger without attempting to incur the knockout effect on an opposing player, then the opposing beater who has claimed immunity maintains their immunity.

D. The referee must inform the players that the immunity status has not changed.

**5.3.1.** Knockout procedure—The steps of the knockout procedure must be completed in order for a player to become eligible to participate in the game.

**5.3.2.D.** Knocked out players—Avoid interaction with other players or initiating physical contact.

i. A player may not initiate any physical contact, other than incidental contact, after having been hit by a live bludger

ii. If a player has already initiated physical contact, the player should cease that contact upon being hit with a live bludger.

iii. If a player is in the final motion of a singular action or has begun a physical interaction before being hit by a live bludger then the player may complete that action. Such as:

a. If a beater is in the process of wrapping an arm around an opposing beater then the beater may complete the act of the wrap, but may not complete the tackle.

b. If a chaser is charging an opposing chaser and is hit within the last step, then the chaser should not be penalized for the charge.

c. If, however, a chaser is charging an opposing chaser and is hit several steps before delivering the charge and still does so, then the chaser should be penalized.

**5.3.4. Natural motion**—A player may not release the ball if they are hit by a live bludger during any additional motions before the final motion, including, but not limited to, a windup. A player who has not yet contacted a ball when they become knocked out is not allowed to move that ball, even if they contact it in one singular natural motion. In any case where the release of a ball could be considered simultaneous, or too close to call, with the player being struck by a live bludger, the released ball should be considered an unscorable quaffle or dead bludger.

## Section 6

**6.1.2. Unsporting Behavior**—Players must abide by standards of sporting behavior in all interactions with opponents, teammates, spectators, referees, and event staff. The penalties for this section have been expanded and clarified.

**6.2.1.D.v. Substitution Guidelines**—If the head referee deems a fouling player too injured to continue play by serving in the penalty area:

a. The speaking captain must choose an eligible substitute.

b. The fouling player may not reenter play until after the substitute has been released from the penalty area.

c. The scorekeeper and head referee should ensure that the fouling player is

the one who has been credited with the foul.

**6.2.5.B.i.** Substitute area—If necessary, a team’s speaking captain, a non-playing roster member, or another player designated by the team’s speaking captain may leave the substitute area to attend to the injured player.

**6.3.1.2.** Illegal physical contact—If a referee determines that otherwise illegal contact was incidental, the contact is not illegal. Exerting force at or below the knees of an opponent is now considered illegal.

**6.3.1.3.** Interaction guidelines—A player may not engage in a moving pick against a player who is not in possession of a ball or any pick against a player of a different position

**6.3.2.3.** Body blocking—In order to be a body block and not a charge, any force initiated must be after non-forceful contact has already been established with the body. Body blocks cannot be initiated from behind.

**6.3.2.4.B.v.** Illegal pushing—It is illegal to push a helpless receiver.

**6.3.2.5.B.ii.** Illegal charging—It is illegal to initiate contact during a charge so that one single point of the charging player’s body initiates the contact of the charge, such as lowering a shoulder or leading with an elbow; however, side to side shoulder-to-shoulder contact is permissible.

**6.3.2.7.** Illegal wrapping—It is illegal to wrap a helpless receiver.

**6.3.2.8.D.** Completing a tackle—When a tackle is in progress, the referee must shout “ball out” the moment the ball is released. Extension of the tackle beyond that is illegal contact.

**6.4.1.1.D.** Back to hoops fouls—If at any point a referee believes that a player has had sufficient notice of a back to hoops foul, but is still ignoring the directive, the referee may stop play and issue a yellow card to the offending player.

**6.4.1.2.** Turnover procedure—The procedure for ball turnovers has been expanded and altered.

**6.4.1.2.** Blue card—The procedure and guidelines for blue cards has been

expanded and altered.

**6.4.1.4.C.** Red card—Ejected players must leave the player area. If an ejected player refuses to leave the player area, the player’s team must assist in escorting the player away from the player area.

**6.4.1.6.** Referee’s discretion—In cases where intent or severity are relevant to a call, the referee retains full discretion in judging that severity or intent. The referee has the authority to take disciplinary action from the moment the referee enters the player area until the referee leaves the player area after the final whistle.

**6.4.2.2.C.** Stacking penalty time—In most circumstances, penalty time does not stack. If a player commits two penalties on the same play or if a second foul carries a higher penalty, the referee may adjudicate the harsher penalty. However, in certain circumstances, penalty time may stack as outlined in this section.

**6.4.2.4.B.** Penalty area considerations—If a player is serving time for another player’s card (due to an ejection or injury) the carded player, not the player serving the time, is considered in play for the purposes of the four maximum rule and positions for the duration of the penalty.

**6.4.2.5.B.i.** When a player is released from the penalty area, because they are considered dismantled, they must follow knockout procedure to re-enter play.

**6.4.2.6.C.** Keeper sent to the penalty area, no teammates in play—In the unlikely event that all other eligible players are already in the penalty area when a keeper earns penalty time, the fouling team must forfeit the game. If both teams reach this situation on the same play or incident, a double forfeit shall be declared.

## Section 7

**7.1.2.** Speaking captains—Formerly known as coaches, each team must designate one individual to serve as the speaking captain for a game.

**7.2.4.2.D.** A keeper may propel the quaffle in a way that would be illegal for

other players while making a save while in the keeper's own keeper zone.

**7.2.5.** The spectator area—The spectator area guidelines have been has been expanded and altered.

**7.4.2.6.D.iii.** Guarding bludgers—It is not considered guarding if either of the beaters on a team with two bludgers attempts to knockout the beater recovering the third bludger if the recovering beater has not claimed knockout immunity.

## Section 8

**8.1.1.2.** If assistant referees have not been designated by tournament officials, the head referee must designate at least three additional referees to serve as the assistant and snitch referees.

**8.1.2.** The penalty for a player using verbal or visual referee commands is now a blue card.

### **8.1.3.2.** Adjusting Calls

A. If the referee has not restarted play, the referee may change a decision upon realizing that the decision was incorrect, or on the advice of another official.

B. Adjusting a goal call.

i. If a goal was called good by the head referee but evidence arises that the goal was no good, then the referee may adjust the call of the goal at any time prior to a significant interaction or play by the player with possession. Quaffle possession is unaffected by the change.

ii. If a goal was called no good by the head referee but evidence arises that the goal was good, then the referee may adjust the call of the goal at any time prior to the formerly defending team having possession of the quaffle outside of the keeper zone and a significant interaction or play by the player with possession.

C. Players may not request changes to any decision of a referee.

**8.2.1.1.** The head referee or tournament officials must appoint at least two

assistant referees, a snitch referee, and a snitch runner and may appoint other officials (up to two additional assistant referees, a scorekeeper, a timekeeper and goal judges) for each game.

**8.2.3.2.A.** The duties of the snitch referee— Stopping play by blowing a whistle in paired short blasts if a snitch catch may have been successful or the snitch runner or equipment need to be replaced.

**8.2.5.1.B.** The position timekeeper has been created. The duties are outlined in this section.

**8.3.1.2.** The snitch runner's uniform. The snitch runner must wear shorts with the snitch ball affixed. The snitch runner must wear a shirt or jersey and be easily identifiable as distinct from either team. The snitch runner should be dressed in all yellow or gold.

**8.3.3.1.B.** Before the 17 minute mark of game time, the snitch runner may not be within the player area.

**8.3.6.2.** Confirming the catch—If the snitch referee does not blow the whistle to stop play, the snitch runner must immediately report the catch to the head referee who must immediately stop play with paired short whistle blasts.

#### Appendix B. List of fouls by type

Many fouls have been changed from one penalty type to another. Please read the entire fouls section to make note of changes in penalty types.