

NEW MEXICO FOOTBALL 2008

ALL-STAR GAME PARTICIPANTS

LOBOS ON NATIONAL TV (13-23-1)

ALL-AMERICAN BOWL (Tampa, Fla.)

1970 Sam Scarber, RB
1972 Fred Henry, RB

ALL-AMERICAN BOWL (Tallahassee, Fla.)

1991 Kurt Jensen, C

BLUE-GRAY GAME (Montgomery, Ala.)

1976 Steve Myer, QB
1978 Max Hudspeth, DB
1994 Stoney Case, QB (MVP)
David Sloan, TE; Manley Woods, WR
1995 Art Celestine, CB; Winslow Oliver, TB
1996 Brandon Turner, C
1998 Graham Leigh, QB
2000 Mike Barnett, LB
2001 Holmon Wiggins, RB

COACHES ALL-AMERICAN GAME (Lubbock, Texas)

1976 Bob Berg, K
1976 Steve Myer, QB (Game MVP)

COLLEGE ALL-STAR GAME (Chicago, Ill.)

1960 Don Perkins, RB
1966 Stan Quintana, DB

EAST-WEST SHRINE GAME

(Palo Alto, Calif. / San Francisco, Calif. / San Antonio, Texas)

1928 John Dolzadelli, RB
1939 Bill Dwyer, HB
1963 Wayne Tvrdik, DT
1966 Stan Quintana, QB-DB
1972 Rudy Feldman, Asst. Coach (West)
George Oakes, DT; John Urban, OT
1976 Steve Myer, QB
1977 Andy Frederick, DT
Robin Cole, DE
1989 Rick Walsh, K
1991 Kurt Jensen, C
1997 Brandon Turner, C
2002 Jarrod Baxter, RB
2005 Claude Terrell, OT
2006 DonTrell Moore, TB; Adrian Byrd, FB
2007 Quincy Black, S; Robert Turner, OG
2008 Travis Brown, WR

GRIDIRON CLASSIC (Orlando, Fla.)

1999 Graham Leigh, QB
2004 Calvin McDonald, OT

HULA BOWL (Honolulu, Hawai'i)

1978 Max Hudspeth, DB
1990 Terance Mathis, WR
1996 Winslow Oliver, TB (MVP)
1999 Jason Bloom, P
2001 Joe Maese, Deep Snapper
2004 Jason Lenzmeier, OT; D.J. Renteria, DE

JAPAN BOWL (Tokyo, Japan)

1976 Steve Myer, QB

LAS VEGAS ALL-AMERICAN CLASSIC

2004 Dwight Counter, WR; Brandon Ratcliff, S
Billy Strother, LB; Sidney Wiley, S
2005 Brandon Payne, CB; Nick Speegle, LB
2006 Terrance Pennington, OT

MAGNOLIA CLASSIC (Jackson, Miss.)

2005 Mike Mohoric, LB; Marcus Parker, NT;
Terrance Pennington, OT

NORTH-SOUTH ALL-STAR CLASSIC (Houston)

2007 Kenny Byrd, K

NORTH-SOUTH SHRINE GAME (Miami, Fla.)

1970 Sam Scarber, RB
1971 John Shipkowski, OT
1972 Fred Henry, RB

PARADISE BOWL (St. George, Utah)

2002 Mohammed Konte, LB; Stephen Persley, CB

SENIOR BOWL (Mobile, Ala.)

1966 Stan Quintana, QB-DB
1981 Brad Wright, QB
1982 Robin Gabriel, QB
1990 Terance Mathis, WR
1991 Ron Shipley, OT
1995 David Sloan, TE
1996 Art Celestine, CB
1998 Ramos McDonald, CB
2000 Brian Urlacher, LB (team defensive MVP)
2002 Jarrod Baxter, RB
2006 Hank Baskett, WR; Ryan Cook, C
2008 Marcus Smith, WR

TEXAS VS. THE NATION GAME (El Paso)

2007 Bo Greer, OG
2008 Travis Brown, WR; Devin Clark, OT

ABC • Nov. 11, 1961 • Albuquerque
Wyoming 33, New Mexico 7

ABC • Oct. 22, 1966 • Albuquerque
Brigham Young 33, New Mexico 6

ABC • Nov. 11, 1967 • Albuquerque
Wyoming 42, New Mexico 6

ABC • Nov. 21, 1970 • Tempe
Arizona State 33, New Mexico 21

ABC • Oct. 14, 1972 • Albuquerque
Arizona 27, New Mexico 15

ABC • Sept. 22, 1973 • Lubbock
Texas Tech 41, New Mexico 7

ABC • Nov. 13, 1976 • Albuquerque
Brigham Young 21, New Mexico 8

ABC • Nov. 4, 1978 • Salt Lake City
New Mexico 24, Utah 12

ABC • Oct. 4, 1980 • Laramie
New Mexico 24, Wyoming 21

ABC • Nov. 7, 1981 • Albuquerque
New Mexico 7, Utah 7

CBS • Oct. 2, 1982 • Colorado Springs
New Mexico 49, Air Force 37

CBS • Oct. 9, 1982 • Albuquerque
Brigham Young 40, New Mexico 12

WTBS • Nov. 20, 1982 • Albuquerque, N.M.
New Mexico 41, Hawai'i 17

ESPN • Oct. 25, 1984 • Albuquerque
Brigham Young 48, New Mexico 0

ABC • Sept. 24, 1994 • Provo, Utah
Brigham Young 49, New Mexico 47

ESPN2 • Nov. 9, 1996 • Albuquerque
Utah 31, New Mexico 24

ESPN2 • Oct. 4, 1997 • Albuquerque
New Mexico 22, SMU 15

ESPN2 • Nov. 15, 1997 • Albuquerque
New Mexico 38, Brigham Young 28

ABC • Dec. 6, 1997 • Las Vegas, Nev.
Colorado State 41, New Mexico 13 (WAC Championship)

ESPN • Dec. 27, 1997 • Tucson, Ariz.
Arizona 20, New Mexico 14 (Insight.com Bowl)

ESPN2 • Nov. 27, 1999 • Albuquerque, N.M.
New Mexico 33, Air Force 28

ESPN2 • Sept. 27, 2002 • Albuquerque, N.M.
Texas Tech 49, New Mexico 0

ESPN • Dec. 25, 2002 • Las Vegas, Nev.
UCLA 27, New Mexico 13 (Las Vegas Bowl)

ESPN2 • Nov. 7, 2003 • Albuquerque
New Mexico 37, Colorado State 34

ESPN • Dec. 24, 2003 • Las Vegas, Nev.
Oregon State 55, New Mexico 14 (Las Vegas Bowl)

ESPN • Sept. 3, 2004 • Albuquerque
Washington State 21, New Mexico 17

ESPN2 • Oct. 1, 2004 • Albuquerque
Utah 28, New Mexico 7

ESPN2 • Dec. 30, 2004 • San Francisco, Calif.
Navy 34, New Mexico 19 (Emerald Bowl)

ESPN2 • Sept. 5, 2005 • Albuquerque
New Mexico 24, UNLV 22

ESPN2 • Oct. 28, 2005 • Albuquerque
Colorado State 35, New Mexico 25

CSTV • Sept. 23, 2006 • Albuquerque
New Mexico 26, UTEP 13

ESPN • Dec. 23, 2006 • Albuquerque
San Jose State 20, New Mexico 12 (New Mexico Bowl)


CSTV • Sept. 1, 2007 • El Paso
UTEP 10, New Mexico 6

CSTV • Sept. 29, 2007 • Albuquerque
BYU 31, New Mexico 24

CSTV • Oct. 20, 2007 • San Diego
New Mexico 20, San Diego State 17


VERSUS • Oct. 25, 2007 • Albuquerque
New Mexico 34, Air Force 31

ESPN • Dec. 22, 2007 • Albuquerque
New Mexico 23, Nevada 0 (New Mexico Bowl)



Brian Urlacher was named defensive MVP for his team in the 2000 Senior Bowl.

NEW MEXICO FOOTBALL 2008



**JACK
ABENDSCHAN**


**Offensive Guard
(1962-64)
1962 AP 2nd Team**

It's probably not a coincidence that the three years Jack Abendschan played offen-

sive guard for the University of New Mexico – 1962-64 – were the three seasons UNM captured Western Athletic Conference titles.

Abendschan was a three-year starter at guard and was twice (1963-64) named first team all-conference. He earned second team All-America honors from AP following his senior season.

Abendschan enjoyed a storied career in professional football, too, playing 10 seasons (1965-75) with the Saskatchewan Roughriders in the Canadian Football League. He was a five-time all-conference selection at guard and kicker and played on the Roughriders' 1966 Grey Cup championship team. In 1975, Abendschan was named to the Roughriders' all-time team and in the spring of 1993, he was recognized as one of the greatest players ever to wear a Saskatchewan uniform.



**ROBIN
COLE**

**Defensive End
(1973-76)
1976 AP 3rd Team**

One of UNM's most famous alums, Robin Cole spent 12 years in the NFL after being


a Lobo from 1973-76.

The versatile Cole played tight end, deep snapper, defensive end and linebacker, however, it was his prowess on defense that led to third team All-America honors at defensive end in 1976. Other collegiate accolades for included first team All-WAC in 1975 and '76 and playing in the East-West Shrine Game (1977).

Cole played in two Super Bowls with the Pittsburgh Steelers and in the 1984 Pro Bowl. His professional career ended after the 1988 season with the New York Jets.

CAREER STATS

Year	UT	AT	Total	Sacks	FR	CF	PBU
1973	20	29	49	2	1	-	1
1974	56	40	96	9	0	-	1
1975	101	40	141	17	5	5	1
1976	71	49	120	8	1	-	5
Totals	248	158	406	36	7	5	8



**KURT
JENSEN**

**Center
(1989-90)
1990 Football
News 3rd Team**


Number 55 was one of the top centers to don

the Cherry and Silver. Coming from Ricks College after the 1988 season, Jensen started all 24 games in his Lobo career.

The Gridley, Calif., native made an immediate impact on the program. Starting all 12 games his junior season in 1989, Jensen became the first Lobo offensive lineman to capture all-WAC honors in 11 years.

In 1990, Jensen was an Outland Trophy candidate, team captain, honorable mention all-league and he became the ninth New Mexico player to earn All-America honors.

Jensen also participated in two post-season games, the All-America Classic in Tallahassee, Fla., and the East-West Shrine Classic in Palo Alto, Calif. He graded nearly 85 percent for his career at New Mexico.



**BOB
BERG**

**Kicker
(1973-75)
1975 Football Writers
Association 1st Team**


The All-America walk-on. That's Bob Berg, place kicker at New

Mexico from 1973 through 1975. A first team Football Writers Association All-America in 1975, Berg's humble beginning at UNM was asking head coach Rudy Feldman for a jersey and a tryout prior to the 1973 season.

He shares the UNM single game record hitting five field goals in one game versus Fresno State in 1975. Also, Berg's 18 field goals in 1974 and '75 are second-best in school history. A three-time Academic All-WAC selection, ironically, Berg was only all-conference once (1974) and not the year he earned All-America honors.

CAREER STATS

Year	FG-FGA	Pct.	PAT	Pct.	Pts.
1973	5-6	.833	29-30	.967	44
1974	18-24	.750	14-17	.823	68
1975	18-26	.692	29-31	.935	83
Totals	41-56	.732	72-78	.923	195



**JOHNNY
JACKSON**

**Linebacker (1981-84)
1982 AP 3rd Team**

As a sophomore, Lobo linebacker Johnny Jackson claimed third-team All-America honors in 1982. He was

also voted the Western Athletic Conference Defensive Player-of-the-Year that same season.

Playing at UNM from 1981-84, Jackson was a first team all-conference selection three consecutive seasons between 1982-84. He continues to rank as New Mexico's all-time tackler (483) and sack leader with 44.

Wearing number 47, Jackson twice was named Sports Illustrated National Player-of-the-Week (11-7-81 and 11-13-82). In 1981 he was tabbed AP Back-of-the-Week (11-7-81).

CAREER STATS

Year	UT	AT	Total	TFL	Sacks	FR	CF	PBU
1981	84	68	152	7	14	2	3	1
1982	81	46	127	7	15	2	2	2
1983	76	41	117	6	7	3	0	0
1984	50	37	87	4	8	0	4	0
Totals	291	192	483	24	44	7	9	3



**DONTRELL
MOORE**

**Running Back
(2001-05)
CollegeFootballNews.com
2nd Team**

DonTrell Moore did not suffer a sophomore

jinx in 2003. The workhorse shattered Mike Williams' single-season rushing record with 1,450 yards to claim All-America honors by *CollegeFootballNews.com*. Moore also set UNM season records for carries (276), rushing TDs (19), overall TDs (21), points (126), 100-yard rushing games (9) and consecutive 100-yard games (5), and a career mark with 32 overall TDs scored. Moore galloped for a career-high 242 yards and three TDs in the 37-34 victory over defending conference champion Colorado State in 2003, the second-best effort in school history. He was named first team all-MWC for the second straight season.

CAREER STATS

Year	G/GS	Att	Net	Avg.	TDs	Pts.
2002	13/9	245	1,134	4.6	15	90
2003	13/10	276	1,450	5.3	21	126
2004	11/11	232	1,091	4.7	6	36
2005	11/11	275	1,298	4.7	17	104
Totals	48/41	1,028	4,973	4.8	56	356




ALL-AMERICANS

NEW MEXICO FOOTBALL 2008



ALL-AMERICANS



TERANCE MATHIS

Wide Receiver (1985-87, '89)
1987 AP 3rd Team
1989 Consensus 1st Team

Terance Mathis came to the University of New Mexico unheralded, unrecruited and unsure of what the future would hold for him. By the time the 5-9, Georgia native left the Lobos at the end of the 1989 season, he had set a plethora of records at the split end position.

Mathis became New Mexico's first-ever consensus All-America in 1989 after having his finest season ever in a Lobo uniform and at the same time redefining the standards for the collegiate wide receiver.

When he left UNM, Mathis was the NCAA career record

holder for receiving with 4,254 yards. He also took over the top spot on the NCAA list for career receptions with 263. Mathis became the first player in NCAA history to record more than 250 receptions, 4,000 receiving yards and 6,000 all-purpose yards during the course of a collegiate career.

The notes on Mathis's career could fill a small book without any trouble. He caught at least one pass in 28 consecutive games and in 43-of-44 during his career. He was named All-WAC three consecutive seasons in 1986-87, '89 (he sat out 1988) and had 17 career games with more than 100 yards receiving. Mathis's best day as a receiver was on November 11, 1989, against the Utah Utes. He hauled in 16 passes for 252 yards and scored three touchdowns.

Described by scouts as too small and too slow to play professional football, Mathis again defied the odds as he completed a 13-year NFL career in 2002. He finished with 689 receptions for 8,809 yards and 63 TDs. Mathis was all-Pro in 1994 and the Atlanta Falcons' leading receiver in the 1999 Super Bowl.

CAREER STATS

Receiving	No.	Yards	Avg.	TD	Long	
1985	49	852	17.4	5	76	
1986	53	955	18.0	10	64	
1987	73	1,132	15.5	8	61	
1989	88	1,315	14.9	13	73	
TOTALS	263	4,254	16.2	36	76	

All-Purpose	Rushing	Receiving	P.Ret.	KO Ret.	Att-Yds-Avg.	Yds/Game
1985	32-150	49-852	7-46	26-422	114-1,470-12.9	133.6
1986	27-105	53-955	8-53	5-109	93-1,222-13.1	122.2
1987	4-36	73-1,132	8-16	29-677	114-1,861-16.3	169.2
1989	15-38	88-1,315	—	31-785	136-2,138-15.7	178.2
TOTALS	80-329	263-4,254	23-115	91-1,993	457-6,691-14.6	152.0



BRANDON PAYNE


Cornerback (2003-04)
Walter Camp Football Foundation 2nd Team

Brandon Payne had one of the most productive seasons ever by a Lobo cornerback in 2004. He earned second team All-America recognition by the Walter Camp Football Foundation after leading the nation in passes defensed with 23, a total that included a school-record 17 pass deflections and six interceptions.

Payne, who was named first team all-Mountain West, was also chosen as one of 12 semifinalists for the Jim Thorpe Award, presented annually to the nation's top defensive back.

CAREER STATS

Year	G/GS	UT	AT	Total	TFL	PBU	Int-Yds
2003	13/9	27	7	34	1	5	0
2004	12/11	29	15	44	0	17	6-69
Totals	25/22	56	22	78	1	22	6-69



DON PERKINS

Running Back (1957-59)
1959 AP 3rd Team

Don Perkins became New Mexico's second All-America for his performance during the 1959 season. A three-year letterman (1957-59) and a two-time All-Skyline selection (1958-59), Perkins galloped for 2,001 yards in his career.

A versatile performer running, catching, and returning kicks, Perkins racked up 3,466 all-purpose yards. An AP third team choice as a senior, Perkins finished first in the nation in kickoff returns (34.7 yards a return) and eighth in scoring with 74 points. The Waterloo, Iowa, native accounted for 1,459 all-purpose yards that season.

Perkins went on to star with the Dallas Cowboys from 1961-68. A two-time Pro Bowl selection, Perkins rushed for 6,217 career yards and is a member of the Cowboys' Ring of Honor. He was inducted into the state of Texas Sports Hall of Fame in 2006.


CAREER STATS

Year	Rush	Rec.	P. Ret.	KO Ret.	All-Purpose
1957	112-744	10-162	2-16	3-70	992
1958	112-641	9-161	6-56	7-177	1,015
1959	146-636	8-226	9-77	15-520	1,459
Totals	370-2,001	27-549	17-149	25-767	3,466

NEW MEXICO FOOTBALL 2008



ALL-AMERICANS



BOBBY SANTIAGO


Running Back (1960-62)
1962 UPI 3rd Team

Number 42 was worn for the last time in the history of Lobo football when the career of running back Bobby Santiago concluded. A UPI third-team All-America in 1962, Santiago was also tabbed first-team all-WAC, leading New Mexico to the conference title in the debut season of the league.

New Mexico's leading rusher from 1960-62, Santiago amassed 1,937 career rushing yards. His 91-yard touchdown scamper against Colorado State on November 10, 1962, is still a record.

CAREER STATS

Year	Att.	Gain	Loss	Net	Avg.	TD	Pts.
1960	98	606	10	596	6.0	4	24
1961	98	543	8	535	5.5	5	33
1962	151	826	20	806	5.3	11	66
Totals	347	1,975	38	1,937	5.6	20	123



JOHN SULLIVAN

Kicker
(2004-07)
2007 Consensus 1st Team

A former walk-on who turned in the most remarkable season by a kicker in UNM history in 2007. Sullivan went from a virtual unknown

to the third consensus All-America honoree in program history in the span of one semester. He suffered what many thought was a career-ending torn ACL in his left plant leg during spring ball, but made a stunning recovery without surgery.

Sullivan set a school and conference record, and led the nation with 29 field goals (35 attempts) in 12 games played. He was a first team all-MWC selection who became the third Lobo to be named to the consensus All-America team, joining WR Terance Mathis (1989) and S Brian Urlacher (1999).

Sullivan earned first team All-America from ESPN.com, the Walter Camp Football Foundation and The Sporting News. He led the nation with an average of 2.42 FGs per game - the best mark in the country since 1984. After a 1-3 start to his career, he hit a school record 18 consecutive field goals.

CAREER STATS

Year	FG-FGA	Pct.	Long	PAT	Pct.	Pts.
2007	29-35	.829	53	30-31	.968	117




CLAUDE TERRELL

Offensive Guard (2000-04)
2001 Football Writers Association of America All-Freshman Team
2003 AP 3rd Team

Terrell earned third team All-America recognition by the Associated Press as a junior in 2003, becoming just the second Lobo offensive lineman to receive such accolades as an underclassman. Terrell started all 13 games and registered 125 knockdown blocks for the nation's 16th-best rushing offense (210.0 ypg) and the league's top scoring offense (30.1 ppg).

Terrell was one of the biggest surprises in 2001, earning Freshman All-America honors by the Football Writers Association of America. He started 10 of 11 games at guard, playing the entire game seven times.

A three-time all-conference pick, Terrell finished his career playing in 50 career games with 49 consecutive starts. He was selected by the St. Louis Rams in the fourth round of the 2005 NFL Draft.



PASCAL VOLZ


Receiver (1996-97)
1997 The Sporting News 3rd Team

A breakout season in 1997 earned Pascal Volz third team All-America recognition by The Sporting News. After just six catches his junior season, Volz became UNM's first wide receiver in six years to total over 1,000 yards in a season. He became only the sixth player in school history to surpass 1,000 yards receiving in a single season. The yardage total ranked second-best for a season at UNM, while the receptions was No. 5.

Volz tied the school record for touchdown catches in a season with 13. Another Lobo All-America, Terance Mathis, set the standard in 1989. Volz was also named first team All-WAC by the league's coaches.

CAREER STATS

Year	No.	Yards	Avg.	TD	Long
1996	6	73	12.1	0	24
1997	69	1,229	17.8	13	67
Totals	75	1,302	17.4	13	67




LARRY WHITE

Center (1951-54)
1953 International News Service 1st Team
1954 AP & UPI 1st Team

In 1954 Larry White became the first player in the history of New Mexico football to garner All-America honors. He is one of only two Lobos ever to lay claim as a two-time All-American.

Number 51 also was a first-team all-Skyline Conference member three consecutive seasons (1952-54). He also finished his Lobo career with 11 interceptions.



BRIAN URLACHER

Linebacker/Free Safety (1996-99)
1998 Sports Network 1st Team
1999 Consensus 1st Team

Arguably the most decorated player in school history, Brian Urlacher was a first-round pick of the Chicago Bears in the 2000 NFL Draft. The ninth selection overall, Urlacher was drafted higher than any Lobo before or after. After leading the nation in tackles (178) his junior year, Urlacher was a consensus first team All-America in 1999 at his free safety position. He was one of three finalists for the Jim Thorpe Award, given to the nation's top defensive back. Urlacher finished his career third all-time at UNM with 442

tackles. As a senior, he saw situational duty at receiver, catching seven passes, six of those for TDs. Urlacher tied for the team scoring lead with 42 points and averaged 15.8 yards on 10 punt returns.

In his first season with the Bears, Urlacher was voted the NFL's Defensive Rookie of the Year and was a Pro Bowl selection. Voted by teammates as the 2000 rookie recipient of the Brian Piccolo Award, Urlacher was one of two rookies to play all 16 games, starting at middle linebacker the final 14 to establish a team record for starts at the position by a rookie. He shattered Bears rookie records with 165 total tackles and eight sacks, making him the second Chicago rookie to lead the team in tackles.

CAREER STATS

Year	G/GS	UT	AT	Total	Sacks	TFL	FC	FR	PBU	Int.-Yds
1996	11/0	7	1	8	0	0	0	0	0	0
1997	13/0	68	34	102	2	3	3	2	3	2-15
1998	12/12	108	70	178	2	4	3	1	8	0-0
1999	11/11	90	64	154	1	5	5	3	7	1-1
Career	47/23	273	169	442	5	12	11	6	18	3-16

Receiving	No.	Yards	Avg.	TD	Long
1999	7	61	8.7	6	20

Punt Returns	No.	Yards	Avg.	TD	Long
1998	3	38	12.7	0	26
1999	10	158	15.8	0	46
Career	13	196	15.1	0	46

Kickoff Returns	No.	Yards	Avg.	TD	Long
1997	2	15	7.5	0	9
1999	3	79	26.3	0	30
Career	5	94	18.8	0	30

LOBOS FIRST TO FLY?

Apparently, the UNM football team of 1929 was among the first, if not the first, to fly to an intercollegiate game. Aboard a Ford Tri-motor airplane, Coach Roy Johnson took his team to California where they played Occidental College of Los Angeles.

Daring as it seemed, Johnson remained cautious and sent only the second team and the manager on the plane, while he and the first team made the trip to Los Angeles by train. When the team left on Oct. 10th, Mayor Tingley and some 2,000 residents and students gathered at the airport to cheer the team's departure on a special plane that was made available for the

occasion. As the plane was being taxied out on to the field for take-off, it was found to be tail heavy. A search discovered two students who had hoped to avoid notice by hiding in the extreme end of the tail. It was evident that these stowaways knew little about plane balance.

After the game, which UNM lost to Occidental 26-0, the first team flew home while the second team made the return trip by rail. The game, played in the Rose Bowl, was the first night game for a UNM football team and the crowd of 17,000 was the largest ever for the Lobos to that point in the sport's history.



The 1929 Lobos prepare to board a Ford Trimotor airplane.

NEW MEXICO FOOTBALL 2008

Year	Date	Opponent	Score
1892	Oct. 7	Albuquerque High School	L, 5-0
1893	Nov. 18	Albuquerque High School	W, 4-0
1894	Oct. 27	Albuquerque Indian School	L, 4-0
1895-98		No Varsity	
1899	Nov. 11	Albuquerque High School	W, 5-0
1900		No Varsity	
1901	Nov. 9	Albuquerque High School	T, 0-0
1902		No Varsity	
1903	Oct. 3	Albuquerque Minors	W, 8-0
1904	Oct. 18	Menaul High School	W, 11-0
1905	Oct. 7	Menaul High School	T, 5-5
1906	Oct. 13	Albuquerque Indian School	W, 27-5
1907	Oct. 21	Albuquerque Indian School	W, 44-0
1908	Oct. 24	Albuquerque Indian School	W, 33-0
1909	Oct. 15	El Paso Military	W, 15-0
1910	Oct. 21	New Mexico Mines	L, 9-0
1911	Nov. 5	New Mexico Military	T, 0-0
1912	Nov. 9	Albuquerque Indian School	L, 7-6
1913	Oct. 18	Menaul High School	W, 28-0
1914	Oct. 31	Albuquerque Indian School	W, 46-0
1915	Oct. 30	New Mexico Military	L, 6-3
1916	Oct. 14	Colorado School of Mines	L, 23-0
1917	Oct. 20	Menaul High School	W, 38-0
1918		No Varsity	
1919	Oct. 18	New Mexico Mines	W, 55-0
1920	Oct. 30	Fort Bliss	W, 12-0
1921	Nov. 12	Fort Bliss	W, 35-0
1922	Sept. 30	Albuquerque Indian School	W, 33-0
1923	Sept. 29	New Mexico Highlands	W, 82-7
1924	Oct. 11	Montezuma College	W, 56-0
1925	Oct. 10	Montezuma College	W, 10-0
1926	Oct. 2	New Mexico Mines	W, 20-0
1927	Oct. 1	New Mexico Mines	W, 35-0
1928	Sept. 29	New Mexico Mines	W, 45-0
1929	Oct. 5	New Mexico Mines	W, 46-0
1930	Oct. 11	New Mexico Highlands	W, 45-0
1931	Oct. 24	Occidental	W, 14-0
1932	Oct. 8	Northern Arizona	W, 6-0
1933	Oct. 6	Northern Arizona	L, 14-0
1934	Sept. 29	New Mexico Highlands	W, 76-7
1935	Sept. 21	Western New Mexico	W, 46-0
1936	Sept. 26	Western New Mexico	L, 6-0
1937	Sept. 25	Western New Mexico	W, 14-0
1938	Sept. 23	Western New Mexico	W, 40-0
1939	Sept. 22	Western New Mexico	W, 29-7
1940	Oct. 4	Western New Mexico	W, 28-0
1941	Sept. 26	Northern Arizona	W, 12-6
1942	Sept. 19	Kirtland Air Force Base	W, 7-6
1943	Oct. 2	Kirtland Air Force Base	W, 19-13
1944	Sept. 16	Amarillo Air Force Base	L, 21-2
1945	Sept. 22	Eastern New Mexico	W, 78-0
1946	Sept. 21	Northern Arizona	W, 12-7
1947	Sept. 27	Arizona State	L, 25-12
1948	Oct. 9	New Mexico State	W, 61-0
1949	Sept. 24	Wyoming	L, 41-14
1950	Sept. 23	Northern Arizona	W, 78-0
1951	Sept. 22	Northern Arizona	W, 55-6
1952	Oct. 4	New Mexico State	W, 23-0
1953	Oct. 3	Brigham Young	T, 12-12
1954	Oct. 2	Utah State	L, 6-0
1955	Sept. 17	New Mexico State	W, 14-7
1956	Sept. 29	Utah State	W, 27-19
1957	Sept. 21	New Mexico State	W, 25-7
1958	Oct. 4	Montana	W, 44-16
1959	Sept. 19	New Mexico State	L, 29-12
1960	Sept. 17	University of Mexico	W, 77-6
1961	Sept. 23	New Mexico State	W, 41-7
1962	Sept. 15	New Mexico State	W, 28-17
1963	Sept. 28	Texas-El Paso	W, 23-7
1964	Sept. 26	Montana	W, 20-0
1965	Sept. 25	Texas-El Paso	L, 35-14
1966	Sept. 17	Utah State	W, 17-8
1967	Sept. 16	Idaho State	W, 24-3
1968	Sept. 14	Colorado State	L, 21-13
1969	Sept. 27	Texas-El Paso	L, 21-6
1970	Sept. 19	Iowa State	L, 32-3
1971	Sept. 25	Iowa State	L, 44-20
1972	Sept. 16	New Mexico State	W, 55-20
1973	Sept. 15	New Mexico State	W, 48-6

Year	Date	Opponent	Score
1974	Sept. 14	Colorado State	W, 32-23
1975	Sept. 13	Fresno State	W, 29-0
1976	Sept. 25	Texas Tech	L, 20-16
1977	Oct. 8	Arizona State	L, 45-24
1978	Sept. 23	Nevada-Las Vegas	W, 24-0
1979	Sept. 1	Louisiana Tech	W, 34-0
1980	Sept. 6	Brigham Young	W, 25-21
1981	Sept. 26	Air Force	W, 27-10
1982	Sept. 11	Texas Tech	W, 14-0
1983	Sept. 3	Utah	W, 17-7
1984	Sept. 8	New Mexico State	W, 61-21
1985	Sept. 28	Air Force	L, 49-12
1986	Sept. 27	San Diego State	L, 38-34
1987	Sept. 26	Brigham Young	L, 45-25
1988	Sept. 3	Fresno State	L, 68-21
1989	Sept. 2	Brigham Young	L, 24-3
1990	Sept. 15	Arizona	L, 25-10
1991	Sept. 21	Nevada-Las Vegas	L, 23-22
1992	Sept. 5	TCU	W, 24-7
1993	Sept. 4	Brigham Young	L, 34-31
1994	Sept. 10	TCU	L, 44-29
1995	Sept. 2	Northern Arizona	W, 45-21
1996	Sept. 7	Northern Arizona	W, 49-33
1997	Aug. 30	Northern Arizona	W, 33-10
1998	Sept. 5	Idaho State	W, 38-9
1999	Sept. 11	New Mexico State	L, 35-28
2000	Sept. 2	Boise State	L, 31-14
2001	Sept. 1	UTEP	W, 26-6
2002	Aug. 31	Weber State	W, 38-24
2003	Aug. 30	Texas State-San Marcos	W, 72-8
2004	Sept. 3	Washington State	L, 21-17
2005	Sept. 5	UNLV	W, 24-22
2006	Sept. 2	Portland State	L, 17-6
2007	Sept. 8	New Mexico State	W, 44-34

Record: 72-33-4 (.679)

YEAR-BY-YEAR AT UNIVERSITY STADIUM

Year	Games	Record	Attendance	Average
1960	6	3-3	101,776	16,963
1961	6	5-1	102,111	17,019
1962	5	5-0	118,648	23,730
1963	6	4-2	125,822	20,970
1964	6	5-1	132,463	22,077
1965	6	2-4	122,762	20,460
1966	5	1-4	85,305	17,061
1967	6	1-5	72,972	14,504
1968	5	0-5	58,884	11,777
1969	5	2-3	72,972	14,594
1970	5	4-1	67,636	13,527
1971	6	3-2-1	120,389	20,064
1972	5	1-4	88,554	17,710
1973	5	3-2	77,766	15,553
1974	6	2-3-1	102,956	17,159
1975	6	4-2	98,624	17,437
1976	5	2-3	104,653	20,930
1977	5	3-2	87,858	17,571
1978	6	3-3	99,504	16,584
1979	6	4-2	125,443	20,907
1980	5	2-3	89,242	17,848
1981	5	2-2-1	82,014	16,402
1982	6	5-1	139,414	23,236
1983	5	4-1	95,621	19,124
1984	6	3-3	128,587	21,431
1985	5	1-4	98,762	19,752
1986	5	3-2	79,845	15,969
1987	4	0-4	62,515	15,629
1988	6	1-5	68,305	11,384
1989	5	2-3	103,628	20,726
1990	5	1-4	78,233	15,647
1991	5	2-3	79,112	15,822
1992	6	3-3	115,479	19,247
1993	6	4-2	151,844	25,307
1994	5	2-3	134,239	26,848
1995	7	3-4	177,683	25,383
1996	6	4-2	147,982	23,585
1997	6	5-1	183,972	30,662
1998	6	2-4	158,838	26,473
1999	6	3-3	150,664	25,111
2000	6	3-3	141,935	23,656
2001	6	4-2	187,608	31,268
2002	6	5-1	183,074	30,512
2003	7	5-2	245,891	35,127
2004	5	3-2	186,408	37,282
2005	5	2-3	191,707	38,341
2006	8	3-5	234,542	29,318
2007	7	6-1	208,259	29,751
Totals (48 years)	271	140-128-3	5,874,473	21,677



HOME OPENERS / UNIVERSITY STADIUM

NEW MEXICO FOOTBALL 2008



SEASON OPENERS

Year	Date	Opponent	Score
1892	Oct. 7	Albuquerque High School	L, 5-0
1893	Nov. 18	Albuquerque High School	W, 4-0
1894	Oct. 27	Albuquerque Indian School	L, 4-0
1895-98		No Varsity	
1899	Nov. 11	Albuquerque High School	W, 5-0
1900		No Varsity	
1901	Nov. 9	Albuquerque High School	T, 0-0
1902		No Varsity	
1903	Oct. 3	Albuquerque Minors	W, 8-0
1904	Oct. 18	Menaul High School	W, 11-0
1905	Oct. 7	Menaul High School	T, 5-5
1906	Oct. 13	Albuquerque High School	W, 28-5
1907	Oct. 21	Albuquerque Indian School	W, 44-0
1908	Oct. 24	Albuquerque Indian School	W, 33-0
1909	Oct. 1	at El Paso Military	L, 11-0
1910	Oct. 21	New Mexico Mines	L, 9-0
1911	Oct. 29	at El Paso Military	L, 6-0
1912	Nov. 2	at New Mexico Military	L, 20-0
1913	Oct. 18	Menaul High School	W, 28-0
1914	Oct. 23	at New Mexico Military	L, 12-3
1915	Oct. 30	New Mexico Military	L, 6-3
1916	Oct. 7	at Colorado College	L, 47-2
1917	Oct. 20	Menaul High School	W, 38-0
1918		No Varsity	
1919	Oct. 18	New Mexico Mines	W, 55-0
1920	Oct. 16	at Colorado College	L, 42-3
1921	Oct. 15	at Colorado College	L, 7-0
1922	Sept. 30	Albuquerque Indian School	W, 33-0
1923	Sept. 29	New Mexico Highlands	W, 82-7
1924	Oct. 11	Montezuma College	W, 56-0
1925	Oct. 3	at Colorado College	T, 0-0
1926	Oct. 2	New Mexico Mines	W, 20-0
1927	Oct. 1	New Mexico Mines	W, 35-0
1928	Sept. 29	New Mexico Mines	W, 45-0
1929	Oct. 5	New Mexico Mines	W, 46-0
1930	Oct. 4	at Oklahoma	L, 47-0
1931	Oct. 17	at New Mexico Military	W, 25-0
1932	Oct. 8	Northern Arizona	W, 6-0
1933	Oct. 6	Northern Arizona	L, 14-0
1934	Sept. 29	New Mexico Highlands	W, 76-7
1935	Sept. 21	Western New Mexico	W, 46-0
1936	Sept. 26	Western New Mexico	L, 6-0
1937	Sept. 25	Western New Mexico	W, 14-0
1938	Sept. 23	Western New Mexico	W, 40-0
1939	Sept. 22	Western New Mexico	W, 29-7
1940	Sept. 28	at Wyoming	L, 7-3
1941	Sept. 25	Northern Arizona	W, 12-6
1942	Sept. 19	Kirtland Air Force Base	W, 7-6
1943	Sept. 25	at Colorado College	L, 20-7
1944	Sept. 16	Amarillo Air Force Base	L, 21-2
1945	Sept. 22	Eastern New Mexico	W, 78-0
1946	Sept. 21	Northern Arizona	W, 12-7
1947	Sept. 27	Arizona State	L, 25-12
1948	Sept. 25	at Colorado	W, 9-6
1949	Sept. 24	Wyoming	L, 41-14
1950	Sept. 23	Northern Arizona	W, 78-0
1951	Sept. 22	Northern Arizona	W, 55-6
1952	Sept. 27	at Brigham Young	L, 14-10
1953	Sept. 26	at Utah State	L, 6-0
1954	Sept. 18	at Brigham Young	W, 21-12
1955	Sept. 17	New Mexico State	W, 14-7
1956	Sept. 22	at New Mexico State	W, 14-6
1957	Sept. 21	New Mexico State	W, 25-7
1958	Sept. 20	at New Mexico State	W, 16-7
1959	Sept. 19	New Mexico State	L, 29-12
1960	Sept. 17	University of Mexico	W, 77-6
1961	Sept. 23	New Mexico State	W, 41-7
1962	Sept. 15	New Mexico State	W, 28-17
1963	Sept. 28	Texas-El Paso	W, 23-7
1964	Sept. 19	at Utah	L, 16-0
1965	Sept. 25	Texas-El Paso	L, 35-14
1966	Sept. 17	Utah State	W, 17-8
1967	Sept. 16	Idaho State	W, 24-3

Year	Date	Opponent	Score
1968	Sept. 14	Colorado State	L, 21-13
1969	Sept. 20	at Army	L, 31-14
1970	Sept. 19	Iowa State	L, 32-3
1971	Sept. 18	at Texas Tech	W, 13-10
1972	Sept. 16	New Mexico State	W, 55-20
1973	Sept. 15	New Mexico State	W, 48-6
1974	Sept. 14	Colorado State	W, 32-23
1975	Sept. 13	Fresno State	W, 29-0
1976	Sept. 18	at Texas-El Paso	W, 25-7
1977	Sept. 10	at Hawai'i	W, 35-26
1978	Sept. 9	at Hawai'i	L, 22-16
1979	Sept. 1	Louisiana Tech	W, 34-0
1980	Sept. 6	Brigham Young	W, 25-21
1981	Sept. 5	Houston	L, 21-10
1982	Sept. 4	at Wyoming	W, 41-20
1983	Sept. 3	Utah	W, 17-7
1984	Sept. 8	New Mexico State	W, 61-21
1985	Sept. 7	at Texas Tech	L, 32-31
1986	Sept. 6	at Tennessee	L, 35-21
1987	Sept. 5	at Utah	L, 24-20
1988	Sept. 3	Fresno State	L, 68-21
1989	Sept. 2	Brigham Young	L, 24-3
1990	Sept. 1	at New Mexico State	W, 29-12
1991	Aug. 31	at Texas-El Paso	L, 35-19
1992	Sept. 5	TCU	W, 24-7
1993	Sept. 4	Brigham Young	L, 34-31
1994	Sept. 3	at Texas Tech	L, 37-31
1995	Sept. 2	Northern Arizona	W, 45-21
1996	Aug. 29	at New Mexico State	W, 28-7
1997	Aug. 30	Northern Arizona	W, 33-10
1998	Sept. 5	Idaho State	W, 38-9
1999	Sept. 4	at Texas-El Paso	L, 13-10
2000	Aug. 26	at Texas Tech	L, 24-3
2001	Sept. 1	UTEP	W, 26-6
2002	Aug. 24	at North Carolina State	L, 34-14
2003	Aug. 30	Texas State-San Marcos	W, 72-8
2004	Sept. 3	Washington State	L, 21-17
2005	Sept. 5	UNLV	W, 24-22
2006	Sept. 2	Portland State	L, 17-6
2007	Sept. 1	at UTEP	L, 10-6

Overall Record: 63-43-3 (.592)

Home Record: 52-19-2 (.726)

Away Record: 11-24-1 (.300)

LARGEST HOME CROWDS

ATT.	DATE	OPPONENT	RESULT
44,760	Sept. 17, 2005	New Mexico State	W, 38-21
44,075	Sept. 27, 2003	New Mexico State	W, 24-7
41,771	Sept. 1, 2001	UTEP	W, 26-6
41,003	Sept. 8, 2007	New Mexico State	W, 44-34
40,182	Oct. 1, 2004	Utah	L, 28-7
39,233	Oct. 8, 2005	BYU	L, 27-24
38,746	Sept. 11, 2004	Texas Tech	W, 27-24
37,533	Sept. 5, 2005	UNLV	W, 24-22
37,287	Oct. 23, 2004	San Diego State	W, 19-9
37,156	Oct. 18, 1997	Rice	L, 35-23

LARGEST ROAD CROWDS

ATT.	DATE	SITE	SCORE
93,875	Sept. 6, 1986	Knoxville	Tennessee 35, UNM 21
89,792	Sept. 16, 1983	Knoxville	Tennessee 31, UNM 6
75,902	Oct. 5, 1985	Lincoln	Nebraska 38, UNM 7
72,578	Oct. 21, 1989	Gainesville	Florida 28, UNM 21
66,086	Oct. 27, 1990	Provo	BYU 55, UNM 31
64,740	Oct. 15, 1983	Provo	BYU 66, UNM 21
64,385	Sept. 13, 1986	Provo	BYU 31, UNM 30
64,118	Nov. 7, 1998	Provo	BYU 46, UNM 21
63,814	Nov. 18, 2006	Provo	BYU 42, UNM 17
63,587	Sept. 21, 1996	Provo	BYU 17, UNM 14

NEW MEXICO FOOTBALL 2008

Year	Date	Opponent	Score
1925	Nov. 7	Arizona.....	L, 24-0
1926	Oct. 23	Texas-El Paso.....	W, 19-7
1927	Nov. 5	Arizona.....	W, 7-6
1928	Oct. 27	New Mexico State.....	W, 14-13
1929	Nov. 23	Arizona.....	L, 6-0
1930	Nov. 8	New Mexico State.....	L, 14-6
1931	Nov. 14	Arizona.....	T, 7-7
1932	Oct. 22	New Mexico State.....	T, 7-7
1933	Nov. 11	Arizona.....	W, 7-0
1934	Nov. 17	New Mexico State.....	W, 12-6
1935	Nov. 23	Arizona.....	L, 38-6
1936	Nov. 14	New Mexico State.....	L, 7-6
1937	Nov. 13	Arizona.....	L, 23-0
1938	Nov. 12	New Mexico State.....	W, 6-2
1939	Nov. 25	Arizona.....	W, 7-6
1940	Nov. 9	New Mexico State.....	W, 39-6
1941	Oct. 18	Arizona.....	L, 31-6
1942	Nov. 14	West Texas State.....	L, 13-7
1943	Oct. 16	Northern Arizona.....	W, 21-6
1944	Sept. 30	Colorado College.....	L, 25-7
1945	Nov. 10	Utah.....	L, 21-20
1946	Nov. 16	Arizona.....	T, 13-13
1947	Nov. 22	Texas Tech.....	L, 26-20
1948	Nov. 6	Arizona.....	L, 14-6
1949	Nov. 19	Texas Tech.....	L, 27-0
1950	Nov. 4	Arizona.....	L, 38-0
1951	Nov. 17	Brigham Young.....	W, 34-0
1952	Nov. 1	Arizona.....	L, 13-7
1953	Oct. 31	Denver.....	W, 20-18
1954	Nov. 6	Montana.....	W, 20-14
1955	Oct. 29	Denver.....	L, 33-6
1956	Nov. 17	Montana.....	W, 14-13
1957	Nov. 2	Denver.....	L, 19-0
1958	Oct. 18	Arizona.....	W, 33-13
1959	Oct. 31	Denver.....	W, 42-0
1960	Nov. 19	Montana.....	W, 24-7
1961	Nov. 4	Utah.....	W, 21-16
1962	Oct. 13	Utah State.....	W, 14-13
1963	Nov. 16	Air Force.....	L, 30-8
1964	Nov. 14	Colorado State.....	W, 42-0
1965	Nov. 20	Iowa State.....	W, 10-9
1966	Nov. 5	Colorado State.....	L, 45-6
1967	Oct. 14	Arizona State.....	L, 56-23
1968	Oct. 19	San Jose State.....	L, 55-24
1969	Nov. 15	Wyoming.....	W, 24-12
1970	Oct. 17	New Mexico State.....	W, 24-17
1971	Nov. 6	Utah.....	W, 57-39
1972	Nov. 4	San Jose State.....	L, 14-7
1973	Nov. 10	Utah.....	L, 36-35
1974	Oct. 12	San Jose State.....	L, 13-11
1975	Oct. 18	Utah.....	W, 27-23

Year	Date	Opponent	Score
1976	Oct. 30	New Mexico State.....	L, 16-7
1977	Oct. 15	Wichita State.....	W, 22-17
1978	Oct. 14	Texas Tech.....	L, 36-23
1979	Oct. 6	San Diego State.....	L, 35-7
1980	Oct. 11	Colorado State.....	L, 31-26
1981	Oct. 10	Texas-El Paso.....	W, 26-3
1982	Oct. 23	New Mexico State.....	W, 66-14
1983	Nov. 5	Wyoming.....	W, 17-10
1984	Oct. 13	Colorado State.....	L, 16-10
1985	Oct. 26	Hawai'i.....	L, 27-17
1986	Oct. 11	Texas-El Paso.....	W, 24-22
1987	Oct. 10	Hawai'i.....	L, 41-31
1988	Oct. 8	Utah.....	L, 33-27
1989	Oct. 28	Wyoming.....	L, 24-23
1990	Sept. 22	Texas Tech.....	L, 34-32
1991	Sept. 28	New Mexico State.....	W, 17-10
1992	Oct. 3	San Diego State.....	L, 49-21
1993	Oct. 2	Hawai'i.....	W, 41-14
1994	Nov. 5	Utah.....	W, 23-21
1995	Sept. 30	Air Force.....	L, 27-24
1996	Sept. 28	TCU.....	W, 27-7
1997	Oct. 4	SMU.....	W, 22-15
1998	Oct. 10	Texas-El Paso.....	L, 22-19
1999	Oct. 30	UNLV.....	W, 27-6
2000	Sept. 23	Northern Arizona.....	W, 35-38
2001	Oct. 27	Air Force.....	W, 52-33
2002	Oct. 26	Utah.....	W, 42-35 (2OT)
2003	Oct. 4	Utah State.....	W, 34-7
2004	Oct. 23	San Diego State.....	W, 19-9
2005	Oct. 8	BYU.....	L, 27-24
2006	Oct. 7	Wyoming.....	L, 14-10
2007	Sept. 29	BYU.....	L, 31-24

HOMECOMING RECORD BREAKDOWN

All Games: 40-40-3 (.500)

vs. Air Force: 1-2
 vs. Arizona: 4-8-2
 vs. Arizona State: 0-1
 vs. Brigham Young: 1-2
 vs. Colorado College: 0-1
 vs. Colorado State: 1-3
 vs. Denver: 2-2
 vs. Hawai'i: 1-2
 vs. Iowa State: 1-0
 vs. Montana: 3-0
 vs. New Mexico State: 7-3-1
 vs. Northern Arizona: 2-0

vs. San Diego State: 1-2
 vs. San Jose State: 0-3
 vs. SMU: 1-0
 vs. TCU: 1-0
 vs. Texas-El Paso: 3-1
 vs. Texas Tech: 0-4
 vs. UNLV: 1-0
 vs. Utah: 4-4
 vs. Utah State: 2-0
 vs. West Texas State: 0-1
 vs. Wichita State: 1-0
 vs. Wyoming: 2-2

Note: According to The Mirage, UNM's yearbook, homecoming games between 1925-41 were always played against either New Mexico State or Arizona. The exception was 1926 when a field conflict prevented UNM from hosting either team.

New Mexico's Retired Numbers


Jersey numbers 40 (Mike Williams), 42 (Bobby Santiago) and 43 (Don Perkins) will never be worn again at the University of New Mexico. They are the only three numbers that have been retired.

Williams, a four-year letterman from 1975-78, was a three-time all-WAC selection and held the conference's all-time rushing mark with 3,862 yards before being overtaken by Colorado State's Steve Bartalo in 1986. Williams holds UNM's career rushing record.


Bobby Santiago (1960-62) was a third team All-America in the first year of the Western Athletic Conference (1962). He led UNM to the league championship that season and still holds the UNM record for longest run from scrimmage, 91 yards vs. Colorado State in 1962.

Don Perkins was a three-year letterman (1957-59) and a two-time All-


Skyline selection in 1958-59. Perkins went on to star with the Dallas Cowboys and is a member of the team's "Ring of Honor." Perkins played with the Pokes from 1961-68. He was a two-time all-Pro and finished his career with 6,217 yards rushing.



40 Mike Williams



42 Bobby Santiago



43 Don Perkins



HOMECOMING RESULTS/RETIRED NUMBERS



NEW MEXICO FOOTBALL 2008

INDIVIDUAL

RUSHING

Year	Name	NCAA	Yds.	YPG
1957	Don Perkins	11th	744	74.4
1959	Billy Brown	5th	753	75.3
1970	Sam Scarber	21st	961	96.1
1976	Mike Williams	10th	1,240	112.7
1977	Mike Williams	19th	1,096	109.6
1978	Mike Williams	51st	1,014	84.5
2003	DonTrell Moore	15th	1,450	111.5
2005	DonTrell Moore	10th	1,298	118.0
2006	Rodney Ferguson	23rd	1,234	94.9

PASSING YARDS

Year	Name	NCAA	Yds.
1967	Terry Stone	1st	1,946
1975	Steve Myer	2nd	2,501

PASSING EFFICIENCY

Year	Name	NCAA	Eff.
1986	Ned James	10th	141.6
1997	Graham Leigh	8th	153.6

TOTAL OFFENSE

Year	Name	NCAA	Yds
1975	Steve Myer	3rd	215.4
1978	Brad Wright	5th	200.3
1994	Stoney Case	3rd	304.1
1998	Graham Leigh	19th	242.0

FIELD GOALS

Year	Name	Rank	FGM/A	Avg.
1997	Colby Cason	2nd	21-30	1.75
2006	Kenny Byrd	12th	19-23	1.46
2007	John Sullivan	1st	29-35	2.42

RECEIVING (Receptions)

Year	Name	NCAA	No.	RPG
1975	Preston Dennard, WR	3rd	59	5.4
1987	Terance Mathis, WR	5th	73	6.6
1989	Terance Mathis, WR	4th	88	7.3
1990	Eric Morgan, WR	3rd	80	6.7
1991	Carl Winston, WR	5th	76	6.3
1999	Martinez Williams, WR	T35th	50	5.4
2007	Marcus Smith, WR	T15th	91	7.0

RECEIVING (Yards)

Year	Name	NCAA	No.	Yds
1967	Ace Hendricks, TE	---	67	1,094
1975	Preston Dennard, WR	---	59	962
1986	Terance Mathis, WR	---	53	955
1987	Terance Mathis, WR	---	73	1,132
1991	Carl Winston, WR	---	76	1,177
1997	Pascal Volz, WR	9th	69	1,229
2007	Marcus Smith, WR	T24th	91	1,125

ALL-PURPOSE YARDS

Year	Name	NCAA	YPG
1989	Terance Mathis, WR	5th	178.2
1994	Winslow Oliver, TB	14th	139.7
1995	Winslow Oliver, TB	6th	173.6
2003	DonTrell Moore, TB	35th	125.1

SCORING

Year	Name	NCAA	Pts.	Avg.
1958	Don Black, WR	T14th	58	5.8
1963	Bucky Stallings, RB	21st	56	5.6
1971	Rocky Long, QB	22nd	80	7.3
1975	Bob Berg, PK	9th	83	7.6
1985	Willie Turrall, RB	14th	90	8.2
2003	DonTrell Moore, TB	8th	126	9.7
2005	DonTrell Moore, TB	10th	104	9.5
2007	John Sullivan, K	10th	117	9.8

PUNTING

Year	Name	NCAA	Avg.
1953	A.L. Terpening	12th	39.0
1954	A.L. Terpening	1st	45.6
1973	Steve Bauer	3rd	44.2

KICKOFF RETURNS

Year	Name	NCAA	Avg.
1950	Chuck Hill	1st	27.0
1951	Chuck Hill	1st	29.6
1959	Don Perkins	---	34.7
1966	Ken Wagner	---	18.3
1967	Joe Casas	1st	26.2
1987	Terance Mathis	20th	23.3
1995	Winslow Oliver	2nd	31.7
2000	Larry Davis	---	25.8
2006	DeAndre Wright	---	25.9

PUNT RETURNS

Year	Name	Rank	Avg.
1953	Bobby Lee	3rd	19.4
1958	Billy Brown	---	16.4
1959	Tony Gray	---	18.0
1975	Randy Rich	7th	13.0
1977	Max Hudspeth	4th	13.2

TACKLES

Year	Name	NCAA	No./Avg.
1993	Ray Wilson, FS	---	157/14.3
1998	Brian Urlacher, FS	---	178/14.8
1999	Brian Urlacher, FS	---	154/14.0

SACKS

Year	Name	NCAA	No.
1992	Jesse Becton, LB	---	14.5
2000	Brian Johnson, DE	---	9.5
2001	Gary Davis, LB	---	8
2003	Daniel Kegler, DE	---	7.5

TACKLES FOR LOSS

Year	Name	NCAA	No./Avg.
2003	Zach Rupp, DE	---	17/1.31

FUMBLES CAUSED

Year	Name	NCAA	No.
1993	Eric Jack, CB	---	4
1999	Brian Urlacher, FS	---	5

FUMBLES RECOVERED

Year	Name	NCAA	No.
1993	Eric Jack, CB	---	4
1994	Charles Butler, CB	---	5
1999	Brian Urlacher, FS	---	3
2004	Josh Bazinet, S	---	4
	Fola Fashola, LB	---	4

INTERCEPTIONS

Year	Name	NCAA	No.
1976	Max Hudspeth, FS	4th	7
1978	Doug Smith, FS	11th	7
1979	Sharay Fields, CB	2nd	10
2004	Brandon Payne, CB	T4th	6
2005	Gabriel Fulbright, CB	T9th	5

PASSES DEFENDED

Year	Name	NCAA	No.
2004	Brandon Payne, CB	1st	23

TEAM

RUSHING OFFENSE

Year	NCAA	Avg.
1957	---	210.4
1959	3rd	289.8
1962	10th	242.8
1964	10th	211.9
1965	20th	206.8
1970	2nd	350.1
1971	2nd	384.5

PASSING OFFENSE

Year	NCAA	Avg.
1967	4th	249.1
1975	2nd	229.1

TOTAL OFFENSE

Year	NCAA	Avg.
1971	2nd	468.1
1978	17th	400.6
1986	4th	439.1
1994	6th	472.0

SCORING OFFENSE

Year	NCAA	Avg.
1958	---	21.0
1986	29th	26.4
2003	33rd	30.1

RUSHING DEFENSE

Year	NCAA	Avg.
1952	---	114.6
1953	---	145.1
1982	13th	104.1
1983	18th	116.4
2000	29th	115.3
2001	5th	87.4
2003	5th	86.1
2004	17th	108.2

PASSING DEFENSE

Year	NCAA	Avg.
1956	---	74.7
1962	1st	56.8
1963	---	86.3
1964	15th	82.9
1980	---	145.1
1981	---	162.7
1989	---	202.3
1993	65th	210.2

PASS DEFENSE EFFICIENCY

Year	NCAA	Rating
2000	25th	105.7

TOTAL DEFENSE

Year	NCAA	Avg.
1952	14th	218.0
1962	17th	207.3
1964	20th	210.5
1980	---	300.2
1981	---	290.5
1983	18th	298.1
2004	25th	323.2

SCORING DEFENSE

Year	NCAA	Avg.
1963	---	14.3
1983	41st	19.4
1993	50th	23.3
2004	20th	18.7

SACKS

Year	NCAA	No.	Yards	Avg./game
1992	---	40	261	3.6
2000	---	50	341	4.2
2001	---	26	198	2.4
2002	---	38	265	2.7
2003	---	39	227	3.0
2004	---	42	309	3.5

TURNOVER MARGIN

Year	NCAA	Mar.
1996	13th	+0.91
2000	22nd	+0.67

NET PUNTING

Year	NCAA	Avg.
1954	1st	42.6
1993	1st	41.8
1994	21st	38.0
2007	12th	38.0

KICKOFF RETURNS

Year	NCAA	Avg.
1954	14th	21.4
1956	13th	21.7
1959	3rd	25.6
1992	12th	23.1
1993	5th	25.9
1995	1st	27.1

PUNT RETURNS

Year	NCAA	Avg.
1953	11th	14.8

LOBOS IN THE NCAA
RECORD BOOK

Most Passes Caught by a Tight End, Game
17, Emilio Vallez vs. UTEP, Oct. 27, 1967 (257 yards)

Yards Passing, Season
1,946, Terry Stone (160-336), 1967 (National Leader)

Punting Average, Season
45.6, A.L. Terpening (41-1869), 1954 (National Leader)

Kickoff Return Average, Season
27.0, Chuck Hill (27-729), 1950 (National Leader)
29.6, Chuck Hill (17-504), 1951 (National Leader)
34.7, Don Perkins (15-520), 1959 (National Leader)
26.2, Joe Casas (23-602), 1967 (National Leader)

Team Defense, Passing Average, Season
56.8 yards per game, 1962 (National Leader)

Team Punting Average, Season
42.6, 1954 (National Leader)

Passes Defended
23, Brandon Payne, 2004 (National Leader)

Kickoff Returns for TDs, Season
3, Terance Mathis (1989)

Highest Average Gain Per Play, Career
(min. 5,000 yards & 375 plays)
14.64 Terance Mathis (6,691 on 457), 1985-87, '89

Field Goals Made, Season
2.42 John Sullivan, 2007 (National Leader)

Most Games, Multiple Field Goals, Season
10 John Sullivan, 2007

NEW MEXICO FOOTBALL 2008

BILL BRANNIN MOST VALUABLE PLAYER

Year	Player	Pos.
1957	Jerry Nesbitt	G
1958	Don Black	E
1959	Don Perkins	HB
1960	Frank Gullick	T
1961	Chuck Cummings	G
1962	Bobby Santiago	RB
1963	Eddie Stokes	C
1964	Stan Quintana	QB
1965	Stan Quintana	QB
1966	Wally Seis	C
1967	Emilio Vallez	TE
1968	David Bookert	TB
1969	Rocky Long	QB
1970	Rocky Long	QB
1971	Rocky Long	QB
1972	Fred Henry	RB
1973	Don Woods	QB
1974	Greg Jones	DE
1975	Steve Myer	QB
1976	Robin Cole	DE
1977	Mike Williams	TB
1978	Mike Williams	TB
1979	Mike Forrest	LB
1980	Bob Shupryt	LB
1981	Johnny Jackson	LB
	Greg Azar	NT
1982	Johnny Jackson	LB
	David Osborn	QB
1983	Buddy Funck	QB
1984	Willie Tural	TB
1985	Billy Rucker	QB
1986	Ned James	QB
1987	Terance Mathis	WR
1988	Al Owens	TE
1989	Terance Mathis	WR
1990	John Bell	DE
1991	Kim McCall	LB
1992	Winslow Oliver	TB
1993	Stoney Case	QB
1994	Stoney Case	QB
1995	Winslow Oliver	TB
1996	Donald Sellers	QB
1997	Graham Leigh	QB
1998	Brian Urlacher	FS
1999	Brian Urlacher	FS
2000	Mike Barnett	LB
2001	Jarrod Baxter	RB
2002	DonTrell Moore	RB
2003	DonTrell Moore	RB
2004	DonTrell Moore	RB
2005	DonTrell Moore	RB
2006	Rodney Ferguson	RB
2007	Rodney Ferguson	RB

REESE HILL AWARD (Top Offensive Player)

Year	Player	Pos.
1981	Keith Magee	WR
1982	David Osborn	QB
1983	Buddy Funck	QB
1984	Willie Tural	TB
1985	Willie Tural	TB
1986	Ned James	QB
1987	Terance Mathis	WR
1988	Al Owens	WR
1989	Terance Mathis	WR
1990	Mike Henderson	WR
1991	Carl Winston	WR
1992	Winslow Oliver	TB
1993	Turhon O'Bannon	WR
1994	Stoney Case	QB
1995	Winslow Oliver	TB
1996	Donald Sellers	QB
1997	Pascal Volz	WR
1998	Martinez Williams	WR
1999	Jarrod Baxter	RB
2000	Ted Iacenda	RB
2001	Jarrod Baxter	RB
2002	Casey Kelly	QB
2003	DonTrell Moore	RB
2004	Hank Baskett III	WR
2005	Hank Baskett III	WR
2006	Rodney Ferguson	RB
2007	Travis Brown	WR

COLONEL H.J. GOLIGHTLY (Top Defensive Player)

Year	Player	Pos.
1959	Chuck Roberts	QB
1960	John Shaski	FB
1961	Jay McNitt	QB
1962	Larry Jasper	E
	John Kosor	T
1963	Eddie Stokes	C
1964	Wayne Tvrdik	T
1965	Paul Smith	T
1966	Jim Boller	LB
1967	Joe Casas	S
1968	Woody Jones	T
1969	Houston Ross	LB
1970	Houston Ross	LB
1971	Mike Buck	DE
1972	Steve Bradshaw	DE
1973	Randy Rich	SS
1974	Greg Jones	DE
1975	Randy Rich	SS
1976	Robin Cole	DE
1977	Robert Rumbaugh	DT
1978	Mike Forrest	LB
1979	Charlie Baker	DE
1980	Bob Shupryt	LB
1981	Greg Azar	NG
1982	Johnny Jackson	LB
1983	Jimmie Carter	DE
1984	Ray Hornfeck	FS
1985	Bob Umdenstock	DE
1986	Tom Cole	DE
1987	Kirk Allen	LB
1988	John Bell	DE
1989	Nate Morris	LB
	Brett Heber	CB
1990	Steve Vaipulu	LB
1991	Kim McCall	LB
1992	Jesse Becton	LB
1993	Eric Jack	CB
1994	Blake Irwin	LB
1995	Roston Thomas	LB
1996	Ramos McDonald	CB
1997	Ramos McDonald	CB
1998	Brian Urlacher	FS
1999	Brian Urlacher	FS
2000	Mike Barnett	LB
2001	Gary Davis	LB
2002	Billy Strother	LB
2003	Billy Strother	LB
2004	Nick Speegle	LB
2005	Gabriel Fulbright	CB
2006	Quincy Black	S
2007	OJ Swift	S
	Michael Tuohy	DE

OUTSTANDING OFFENSIVE LINEMAN

Year	Player	Pos.
1981	Paul Zamprelli	C
1982	Don Elliot	OL
1983	Dave Uranich	OL
1984	Mike Carter	OG
1985	Scott Maney	C
1986	Steve Paar	C
1987	Barry Luther	OG
1988	Jeff Howes	C
1989	Kurt Jensen	C
1990	Ron Shipley	OT
1991	Steve Slater	OG
1992	Kenny Thomas	OG
1993	Klint Hall	OT
1994	Alex Crowder	ST
1995	Brandon Turner	C
1996	Kevin Ned	OG
1997	Chris Wallace	OG
1998	Jason Carson	C
1999	Josh Brown	OT
2000	Jon Samuelson	OT
2001	Jeremy Sorenson	OG
2002	Claude Terrell	OG
2003	Jason Lenzmeier	OT
2004	Claude Terrell	OT
2005	Ryan Cook	C
2006	Robert Turner	OG
2007	Devin Clark	OT

CHUCK CUMMINGS MEMORIAL AWARD (Morale and Spirit)

Year	Player	Pos.
1964	Chuck Kelly	FB
1965	John Anderson	OG
1966	Rex Henington	DT
1967	Jerry Pollard	OG
1968	Rick Beitler	QB
1969	Rocky Long	QB
1970	Sam Scarber	FB
1971	Rocky Long	QB
	Bob Gaines	S
1972	George Oakes	DT
1973	George Anderson	HB
1974	John Gener	OG
1975	Randy Rich	SS
1976	Mike Williams	FB
1977	Mike Williams	FB
1978	Mike Williams	FB
1979	Frank Giddens	OG
1980	No award	
1981	Bill Albrektsen	DL
1982	David Uranich	OT
1983	Derwin Williams	WR
1984	David Uranich	OT
1985	Lon Nunley	DT
1986	Ron Keller	P
1987	Shane Hall	RB
1988	Chris Houston	LB
1989	Curtis Crews	CB
1990	Curtis Crews	CB
1991	Joey Kowalczyk	WS
1992	Willie Barry	DT
	Greg Oliver	WR
1993	Joey Kowalczyk	WS
	Kenny Thomas	OT
1994	Dan Coverley	LB
	David Sloan	TE
1995	Winslow Oliver	TB
1996	Milton Thomas	WR
1997	Milton Thomas	WR
1998	Danny Gonzales	P
1999	Daniel Reyes	LB
2000	Jarrod Baxter	RB
2001	Jarrod Baxter	RB
2002	Daniel Kegler	DE
2003	Daniel Kegler	DE
2004	Claude Terrell	OT
2005	Robert Turner	OG
2006	Curtis Pino	TE
2007	Marcus Smith	WR

MOST IMPROVED PLAYER

Year	Player	Pos.
1981	Jerry Apodaca	CB
1982	Mark Eastham	DE
1983	Scott Skene	OL
1984	Wes Henson	LB
1985	Donnie DeYoung	OT
1986	Kevin Burgess	RB
1987	Scott Howard	FB
	Al Owens	WR
1988	Mike Good	LB
1989	Kano Brown	WR
1990	Mike Smith	LB
1991	Stoney Case	QB
1992	Brian Baca	OG
	Calvin Carr	CB
1993	Abe Ghoston	TB
1994	Calvin Allen	OT
	Gavin Pearlman	WR
1995	Scott McGarahan	FS
	Jimmy McGrew	WR
1996	Lennox Gordon	TB
	Chris Wallace	OG
1997	Jameal Woods	CB
1998	Walter Bernard	CB
	Brian Johnson	TE
1999	Sean Stein	QB
2000	Rudy Caamano	QB
2001	Casey Kelly	QB
2002	DonTrell Moore	RB
2003	Zach Rupp	DE
2004	Brandon Payne	CB
2005	Mike Powdrell	CB
2006	Donovan Porterie	QB
	Marcus Smith	WR
2007	Ian Clark	S

LOBO CLUB AWARD (unselfish devotion to team)

Year	Player	Pos.
1969	Roy Muller	HB
1970	Jerry Buckner	LB
	Rodney Wallace	DT
	Phil Franczyk	HB
1971	Steve Fuller	HB
1972	Ron Dauphin	C
1973	Bob Supergan	S
1974	Chester Goodson	CB
1975	Ken Ferry	RB
1976	Smokey Turman	TB
1977	Joe Maloof	CB
1978	Curt McGill	QB
1979	Matt Schaefer	LB
1980	No award	
1981	Michael Johnson	TB
1982	Ron Tamura	LB
	John Lane	TE
1983	Mark Eastham	DE
1984	Mike Mazzella	TE
1985	Jeff Apodaca	CB
1986	Joe Bibbo	K
1987	Terence Donaldson	DL
	Scott Maney	C
1988	Scott Howard	FB
	Phillip Vaughan	DE
	Rick Walsh	K
1989	Jimmy Marshall	CB
	Darius Harris	CB
	Guy Collura	OG
1990	Steve Daley	LB
	Kurt Jensen	C
	Karl Logan	SS
1991	Fred Easter	CB
	Jeremy Leach	QB
	Troy Rossean	P
	Doug Zikan	LB
1992	Marcus Goodloe	WR
1993	Justin Hall	C
1994	Eric Young	TB
1995	Scott Peterson	QB
1996	Jeff Houghtaling	WR
1997	Brian Braziel	S
	Roy White	OT
1998	Danny Gonzales	P
1999	Daniel Reyes	LB
2000	Rantie Harper	FS
2001	Mohammed Konte	LB
2002	Justin Millea	QB
2003	Casey Kelly	QB
2004	Martin Romero	WR
2005	Aaron Brack	WR
2006	Ben Wysong	S
2007	Bryan Clappitt	QB



TEAM AWARD WINNERS

NEW MEXICO FOOTBALL 2008



1939 SUN BOWL Jan. 2, 1939 • El Paso, Texas Utah 26, New Mexico 0

Playing in its first bowl game, the New Mexico Lobos were shut out by the Utah Utes 26-0 in the 4th Annual Sun Bowl at Kidd Field in El Paso.

(Note: The remainder of this story was written by Albuquerque Journal Sports Editor Paul Weeks and edited by UNM Media Relations.)

Like a kite that had flown too high, New Mexico's far-famed "dipsy-doo" football circus blew up and out of control before 13,000 disappointed Sun Bowl fans with a powerful tribe of Utah Indians (as they were called at the time) pouring on a humiliating 26-0 defeat.

The Utes matched their conservative style of the game as taught by Coach Ike Armstrong against the once-colorful attack of the Hilltoppers (as the Lobos were sometimes called) to claim gridiron superiority as Big Seven champions over the Lobos, co-champs of the Border league.

Never did New Mexico fall so miserably during the entire season as against the white-shirted tribe. Observers declared the team had conquered foes with power equal to the Utes, but there were no alibis for the Sun Bowl loss. It was on the same field that the Cherry and Silver met its first defeat of the season against Texas Mines (now UTEP).

Placed on equal ground before the fray, the two teams were as unevenly matched as a flyweight in the ring with a heavy. The Utes smashed across two touchdowns in the first quarter and followed it up with a 20-0 margin at the half. When New Mexico did not take advantage of breaks given them in the last periods, the Utes coasted in to another score, using two teams with equal results.

Though the bowl was not filled to capacity, more than 500 perched on the barren hills surrounding the field. The crowd stripped overcoats and concessionaires did a rush business in sun glasses because of the summery temperature. The tang of autumn football weather was entirely lacking.

STATISTICS

	UNM	UTAH
First Downs	12	16
Rushing Yards	179	379
Passing Yards	59	18
Passing	4-11-4	1-4-1
Total Offense	212	384
Fumbles-Lost	3-1	1-1
Penalties-Yards	5-35	9-55
Punts-Avg.	9-40.8	8-30.5

SCORING BY QUARTERS

Utah	14	6	0	6	—	26
New Mexico	0	0	0	0	—	0

SCORING SUMMARY

Utah - Pace 15 run (McGarry kick) - 1st
Utah - Peterson 64 interception return (McGarry kick) - 1st
Utah - Peterson 9 run (kick failed) - 2nd
Utah - Gehrke 10 run (kick failed) - 4th

Weather: Clear, 70 degrees
Attendance: 13,000

1944 SUN BOWL Jan. 1, 1944 • El Paso, Texas Southwestern 7, New Mexico 0

(Note: The following story was written by A.V. Gullette from the Associated Press and edited by UNM Media Relations.)

A final quarter forward pass, starring tailback R.W. MacGruder of San Marcos, gave Southwestern of Texas a 7-0 victory over the University of New Mexico in the 9th Annual Sun Bowl.

The 37-yard toss from fullback R.L. Cooper clicked after the underdog New Mexico Lobos had beaten back the highly-touted ground game of Southwestern's Pirates through three quarters and eight minutes of the final period. The Pirates took the ball at the start of the fourth quarter on the 13. A pass, MacGruder to Cooper, made 27 and the two backs hit the line for a first down and MacGruder broke loose for 22 yards to the New Mexico 19.

Here New Mexico held and taking the pigskin, punted to the 46. Cooper passed to Hollon, Pirate end, for a first down and then to MacGruder for the winning tally.

The Lobos threatened only twice, in the second and third periods, but could not get beyond the Southwestern 16.

The game started under cloudy skies, but the sun broke through in the second half and playing conditions were nearly ideal.

The vaunted Southwestern defense held the Lobos to just four first downs and 48 yards total offense.

STATISTICS

	UNM	SW
First Downs	4	12
Rushing Yards	38	214
Passing Yards	10	65
Passing	3-10-0	7-10-1
Total Offense	48	279
Fumbles-Lost	1-0	1-1
Penalties-Yards	4-20	4-20
Punts-Avg.	11-38	5-35
Punt Returns	2-7	4-66
Kickoff Returns	1-17	1-30

SCORING BY QUARTERS

Southwestern	0	0	0	7	7
New Mexico	0	0	0	0	0

SCORING SUMMARY

SW - MacGruder 34 pass from Cooper (Collins kick) - 4th

Weather: Partly Cloudy, 60 degrees
Attendance: 18,000

1946 SUN BOWL Jan. 1, 1946 • El Paso, Texas New Mexico 34, Denver 24

(Note: The following story was written by the Associated Press and Albuquerque Journal writer Clayton Byers. It was edited by UNM Media Relations.)

Don Rumley, a 19-year-old Navy reservist from Princeton, Ill., led New Mexico to a 34-24 victory over Denver University in the 11th Annual Sun Bowl. The 180-pound halfback passed for three touchdowns and rushed for another in the highest scoring game in the 11 years of this New Year's Day football event.

A crowd of 15,000 was on its feet throughout a 28-point fourth period in which New Mexico came from behind to capture its first bowl victory in three attempts. It was also the first victory for a Border Conference team in the El Paso game's history.

Denver, Big Seven champion, rolled up 10 points before New Mexico countered, and remained dangerous the last scoring its final touchdown with less than two minutes to play.

A 63-yard dash with an interception sent fullback Rudy Krall over with UNM's first score in the second period. Krall and Rumley engineered a 70-yard drive to set up the next score when Rumley scooted in from nine yards for a 13-10 Lobo lead.

Then, after a scoreless New Mexico third period, when Denver had regained the lead at 17-13, Rumley whipped out two aeriels for touchdowns to sub end William Moseley and a third to Lavon McDonald.

One reason the Lobos were Sun Bowl champs is a story of gridiron heroism. It's about Fred Doar, UNM's star center, chief linebacker and kicker.

The 210-pound Navy trainee was on the bottom of a heap in the first play of the game. After that he played outstanding ball stopping Denver backs time after time. But teammates noticed their captain wasn't "taking it up" as usual. In fact, he was silent. X-rays after the game showed that Doar had broken his jaw in two places on the first play.

Blue skies and a blazing sun made it baseball weather for the game. Nearly 16,000 short-sleeved customers heard a minister intone a prayer dedicating this game to the nine members of the Lobos' 1939 Sun Bowl team who left the football field to die on the battle field during World War II.

STATISTICS

	UNM	DENVER
First Downs	15	13
Rushing Yards	171	238
Passing Yards	207	39
Passing	8-12-1	3-16-1
Total Offense	378	277
Fumbles-Lost	1-1	1-0
Penalty Yards	90	25
Punt Avg.	40	33
Punt Returns	18	94
Kickoff Returns	5-111	7-113

SCORING BY QUARTERS

Denver	10	0	7	7	24
New Mexico	0	13	0	21	34

SCORING SUMMARY

DU - Karamigios 21 run (Redding kick) - 1st
DU - Miller 28 FG - 1st
UNM - Krall 65 interception return (kick failed) - 2nd
UNM - Rumley 9 run (Doar kick) - 2nd
DU - Adams 2 run (Redding kick) - 3rd
UNM - Moseley 37 pass from Rumley (Doar kick) - 4th
UNM - Moseley 47 pass from Rumley (Doar kick) - 4th
UNM - McDonald 28 pass from Rumley (Doar kick) - 4th
DU - Karamigios 35 pass from Cochran (Redding kick) - 4th

Weather: Sunny, 70 degrees
Attendance: 15,000

NEW MEXICO FOOTBALL 2008



BOWL HISTORY

1947 HARBOR BOWL

Jan. 1, 1947 -- San Diego, Calif.
New Mexico 13, Montana State 13

(Note: The following story was written by the Associated Press and was edited by UNM Media Relations.)

The University of New Mexico Lobos came from behind to earn a 13-13 tie with Montana State College in the first San Diego Harbor Bowl before a crowd of 7,000.

Both teams displayed a flashy brand of football which kept the fans on edge throughout.

New Mexico opened the scoring soon after the game started when Hubert Hackett connected on a 26-yard pass to Lou Cullen. Hackett's place kick was wide.

Montana State surged back shortly after the second period started sparked by Neil Brooks 48-yard dash from scrimmage to paydirt. The placekick was blocked but Gene Bourdet picked up the ball and ran over for the extra point (allowed at this time).

Bill Nelson set the stage for the next score when he took Bourdet's short pass at midfield and streaked 42 yards down the sideline to the Lobo 8. After three plays netted just one yard, Bourdet passed to Ken Card on fourth down putting the Bobcats in front. The kick was again blocked.

The Lobos tied the count early in the fourth quarter as Cullen and quarterback Bryan Brock combined to engineer a 75-yard drive on the ground and through the air. Brock scored from two yards out cutting over tackle. Hackett's kick was good to knot the score.

The Lobos had a chance to win the game in the final minutes. UNM drove to the Montana State 12, however, Brock was thrown for a 12-yard loss. Hackett eventually tried a field goal from 35 yards out but failed.

STATISTICS

	UNM	MSU
First Downs	12	12
Rushing Yards	182	155
Passing Yards	83	180
Passing	4-13-3	7-16-3
Total Offense	265	335
Punt Avg.	38.0	50.0

SCORING BY QUARTERS

Montana State	0	13	0	0	13
New Mexico	6	0	0	7	13

SCORING SUMMARY

UNM - Cullen 26 pass from Hackett (kick failed) - 1st
MSU - Brooks 48 run (Bourdet run) - 2nd
MSU - Card 7 pass from Bourdet (kick blocked) - 2nd
UNM - Brock 2 run (Hackett kick) - 4th

Weather: Clear, 60 degrees
Attendance: 7,000

1961 AVIATION BOWL

Dec. 9, 1961 -- Dayton, Ohio
New Mexico 28, Western Michigan 12

(Note: The following story was written by Albuquerque Journal Sports Editor Dan Russell and was edited by UNM Media Relations.)

New Mexico struck for early touchdowns in both the first and third quarters to defeat Western Michigan, 28-12 in a chilled Aviation Bowl football game.

Freezing weather, including sleet and snow, nearly grounded the inaugural (and only) Aviation contest and limited the contest to approximately 4,000 fans even though advance sales had surpassed 5,000.

New Mexico drove for two touchdowns to open the game and to also open the second half. Then it capitalized on Western errors to add the two other touchdowns.

Two fumble recoveries in the first quarter helped set up the second touchdown of the game. Chuck Cummings intercepted a pass and streaked 43 yards for the final Lobo touchdown.

Quarterback Jim Cromartie plunged for three yards for New Mexico's first touchdown. Halfback Bobby Santiago picked up the second touchdown from 10 yards out, and Bobby Morgan also went over from the 10 for the third score.

Santiago, who suffered bruised ribs at the end of the first half and saw only limited action in the second half, was voted the top back of the game. Santiago gained a total of 86 yards and had a 60-yard touchdown run nullified by a clipping penalty. Cummings was voted the outstanding lineman.

"Our kids were really up," said UNM head coach Bill Weeks. "They came to play and they hit hard and executed well throughout. Santiago and Cummings were outstanding and I felt that Bobby Morgan had his best game of the year."

STATISTICS

	WMU	UNM
First Downs	18	20
Rushing Yards	36-96	51-339
Passing Yards	207	0
Passing	18-33-2	0-3-0
Total Offense	69-303	54-339
Fumbles-Lost	4-3	2-0
Punt Avg.	4-36	7-33.3
Penalties	4-30	10-90

SCORING BY QUARTERS

Western Michigan	6	0	0	6	—	12
New Mexico	14	0	14	0	—	28

SCORING SUMMARY

1st - 13:45 - UNM - Cromartie 3 run (kick blocked)
1st - 7:08 - UNM - Santiago 10 run (Morgan run)
1st - (0:28) - WMU - White 4 run (run failed)
3rd - (9:48) - UNM - Morgan 10 run (run failed)
3rd - (2:44) - UNM - Cummings 43 interception (Bradford run)
4th - (13:22) - WMU - Cooke 5 pass from Chlebek (pass failed)

INDIVIDUAL STATISTICS

Rushing: Morgan 13-98, 1 TD, Santiago 13-86, Cromartie 4-49, 1 TD, Ness 8-40, Ottman 6-36, Hancock 3-20, McNitt 3-5, Duke 2-5, Bradford 3-1.
Passing: Cromartie 0-2, Morgan 0-1.
Punting: Fitzsimmons 7-33.3.
Punt Returns: Bradford 2-1. **Kickoff Returns:** Morgan 2-59, Bradford 1-35, Kosor 1-11.
Interceptions: McNitt 1-32, Cummings 1-43, 1 TD.

Weather: Snow, Sleet, 33 degrees
Attendance: 3,694

1997 INSIGHT.COM BOWL

Dec. 27, 1997 -- Tucson, Ariz.
Arizona 20, New Mexico 14

New Mexico would lose its first bowl game in 36 years, 20-14, on Arizona's home field. The Cats struck first, scoring on Kelvin Eafon's 15-yard touchdown run midway through the first quarter.

UNM took almost no time in the second stanza to knot the score. Graham Leigh ran 17 yards for a first down, then tossed a 15-yard TD pass to senior Milton Thomas. Colby Cason's PAT tied the score at 7-7 and completed the eight-play 69-yard scoring drive.

On Arizona's next possession, quarterback Brady Batten threw for 51 yards and Trung Canidate ran for 13 more, including a three-yard touchdown, which allowed the Wildcats to reclaim the lead, 13-7. UA missed the PAT.

The Lobos marched right back down the field, reeling off a 14-play, 45-yard drive. UNM could not cash in on its possession, however, as Colby Cason missed a 37-yard field goal.

The second half began in a disastrous fashion for the Lobo offense, as it went three-and-out on its first possession, then Leigh threw two consecutive interceptions. The resiliency of the UNM defense was the only thing preventing Arizona from increasing its lead, as the Lobos forced the Wildcats to punt on each of their first two series.

After Leigh's second interception of the quarter - his third of the game - UA capitalized. Canidate rushed for 30 yards, culminating with Eafon's 1-yard TD. The score upped Arizona's lead to 20-7 with 2:07 left in the third quarter.

Once again, UNM would not allow Arizona to keep its momentum. Leigh found Brian Messer for a 35-yard gain on the Lobos' first play from scrimmage. Two plays later, Leigh found Chris Shelton over the middle for an 18-yard gain to the Wildcat four. Leigh found paydirt on the next play, and with the five-play, 60-yard drive, New Mexico was right back in the game, trailing only 20-14.

New Mexico would get one more chance to stage a rally, taking over at the UA 48 with 5:31 remaining. On second-and-nine, Leigh dropped back and spotted Pascal Volz flashing across the middle downfield. His pass sailed just a bit, however, landing right in the arms of Wildcat DB Kelly Malveaux to seal it for the Cats.

STATISTICS

	UNM	UA
First Downs	16	19
Rushing	35-140	59-209
Passing Yards	150	89
Passing	12-32-4	7-22-2
Total Offense	67-290	81-298
Fumbles-Lost	0-0	0-0
Penalties-Yards	9-60	5-39
Interceptions-Yards	2-11	4-45
Punts-Average	7-40.7	9-38.7
Punt Returns-Yards	4-18	3-9
Kickoff Returns-Yards	4-71	2-50
Possession Time	24:15	35:45
Third Down Conversions	5-15	2-12
Sacks	0-0	2-12

SCORING BY QUARTERS

New Mexico	0	7	7	0	14
Arizona	7	6	7	0	20

SCORING SUMMARY

1st - (6:30) - UA - Eafon 15-yard run (McDonald kick)
2nd - (12:05) - UNM - Thomas 15-yard pass from Leigh (Cason kick)
2nd - (7:50) - UA - Canidate 3-yard run (kick failed)
3rd - (2:07) - UA - Eafon 1-yard run (McDonald kick)
3rd - (0:26) - UNM - Leigh 4-yard run (Cason kick)

INDIVIDUAL STATISTICS

Rushing: G. Leigh 17-79, 1 TD, Gordon 3-42, R. Johnson 6-23, Shelton 3-3, Marion 6-(-7).
Passing: G. Leigh 12-32-4, 150, 1 TD.
Receiving: Volz 5-51, Thomas 3-39, 1 TD, Messer 1-35, Shelton 1-18, Doran 1-15, R. Johnson 1-(-8).
Punting: Bloom 7-40.7. **Punt Returns:** Smith 4-18, White 1-10. **Kickoff Returns:** Oliver 3-61.
Interceptions: McDonald 1-11, Stanton 1-0.

Weather: Clear, 47 degrees
Attendance: 49,385

NEW MEXICO FOOTBALL 2008



2002 LAS VEGAS BOWL Dec. 25, 2002 -- Las Vegas, Nev. UCLA 27, New Mexico 13

The Lobo football team did more giving than receiving on Christmas Day, giving the UCLA Bruins three turnovers, which they turned into 17 points, as UCLA beat New Mexico 27-13 in the Sega Sports Las Vegas Bowl.

Following a DonTrell Moore fumble, UCLA got on the board first with a Nate Fikse 49-yard field goal. UNM then took a 6-3 lead when senior cornerback Desmar Black picked off UCLA QB Drew Olson's pass in the flat and returned it 55 yards for a touchdown at the 8:20 mark of the first quarter. Junior kicker Katie Hnida then made her first career appearance, but had her extra point blocked. Already the first and only woman to dress for an NCAA Division I bowl game, Hnida became the first woman to make an appearance in an NCAA Div. I-A football game.

"I made the decision to let Katie (Hnida) kick the first extra point," head coach Rocky Long said. "She has been a vital part of this team all year, and I felt that she deserved the opportunity to make a play."

The Lobos' had a chance to increase their lead in the second quarter after driving to the UCLA 17, but Kenny Byrd's 34-yard FG attempt sailed wide right, ending a UNM streak of 19 straight scores in the red zone. Fikse connected on his second field goal from 39 yards out to knot the game at 6-6 with 6:21 remaining in the second quarter. The kick was set up by a questionable pass interference penalty on the Lobos in the endzone.

The UCLA special teams rose to the occasion when Craig Bragg took a punt back 74 yards early in the third to give the Bruins a 13-6 lead. More bad luck followed in the fourth quarter as QB Casey Kelly's throw bounced off the back of TE Zach Cresap into the waiting arms of Jarrad Page. Page returned it 29 yards for a touchdown to give UCLA a 20-6 advantage.

On the next Lobo possession, WR Joe Manning caught a pass from Kelly only to be stripped of the ball. New Mexico's third turnover of the game set up a 1-yard leap by freshman Tyler Ebelle, handing the Bruins a 27-6 lead. Kelly found Manning in the back of the end zone for a touchdown that brought the Lobos to within 27-13, but New Mexico would get no closer.

Kelly finished with a season-high 237 yards. Moore, hobbled by a sprained right ankle late in the second quarter, was limited to 17 yards on 14 carries. The defense certainly did its part, holding the Bruins to a season-low 167 yards. UCLA only had to travel 76 yards for its three offensive scores, two field goals and a touchdown.

STATISTICS

	UNM	UCLA
First Downs	15	9
Rushing	34-45	39-73
Passing Yards	237	94
Passing	18-35-1	12-22-1
Total Offense	69-282	61-167
Fumbles-Lost	4-2	1-0
Penalties-Yards	9-68	10-108
Interceptions-Yards	1-55	1-29
Punts-Average	6-38.5	8-44.9
Punt Returns-Yards	6-18	3-96
Kickoff Returns-Yards	5-100	2-50
Possession Time	28:47	31:13
Third Down Conversions	5-16	4-15
Sacks	0-0	2-12

SCORING BY QUARTERS

New Mexico	6	0	0	7	13
UCLA	3	3	7	14	27

SCORING SUMMARY

1st - (10:24) - UCLA - Fikse 49 FG
1st - (8:20) - UNM Black 55 int. return (Hnida PAT blocked)
2nd - (4:53) - UCLA - Fikse 39 FG
3rd - (13:04) - UCLA - Bragg 74 punt return (Fiske kick)
4th - (14:07) - UCLA - Page 29 int. return (Fiske kick)
4th - (10:40) - UNM - Ebelle 1 run (Fikse kick)
4th - (5:31) - UNM - Manning 11 pass from Kelly (Byrd kick)

INDIVIDUAL STATISTICS

Rushing: Moore 14-17, Brody 4-17, Counter 1-9, Boyd 2-5, Millea 3-4, A. Byrd 1-1, Kelly 8-(-4).
Passing: Kelly 18-32-1, 237, 1 TD.
Receiving: Counter 5-78, Farrell 4-78, Manning, 3-42, 1 TD, Moore 3-13, Cresap 1-15, Thomas 1-7, Penley 1-4.
Punting: Gaus 6-38.5.
Punt Returns: Counter 6-18. **Kickoff Returns:** Ratcliff 3-56, Gregory 1-23, Fulbright 1-21. **Interceptions:** Black 1-55, 1 TD.

Weather: Clear, 50 degrees
Attendance: 30,324

2003 LAS VEGAS BOWL Dec. 24, 2003 -- Las Vegas, Nev. Oregon State 55, New Mexico 14

Steven Jackson tied a bowl game record with five touchdowns, and Oregon State's defense overwhelmed mistake-plagued New Mexico in a 55-14 win. Jackson ran for 149 yards on 28 carries. He caught a 34-yard pass from Derek Anderson five minutes into the game and added touchdown runs of 3, 11, 6, and 1 yards.

Former NFL star Barry Sanders scored five touchdowns for Oklahoma State against Wyoming in the 1988 Holiday Bowl, and Sheldon Canley of San Jose State had five against Central Michigan in the 1990 California Bowl.

The Lobos' scores came on a 27-yard pass from Casey Kelly to Hank Baskett in the first quarter and Kole McKamey's 17-yard toss to Dwight Counter in the fourth.

Unable to run or pass against OSU's defense, the Lobos had only one first down in the first half and 21 total yards through the first three quarters. The stats also included 6 yards rushing, seven first downs and 127 total yards.

New Mexico got its second first down on a 46-yard pass from wide receiver Baskett to Counter with just more than 10 minutes left. DonTrell Moore, who led the Mountain West Conference with 1,438 yards this season, finished with 12 yards on 10 carries. His second-quarter fumble at the New Mexico 15 led to Jackson's third TD and second in a span of 1:39.

New Mexico had the fourth-best rushing defense in the country this season, but after gaining just 11 yards in the first quarter, Jackson found plenty of holes and scoring chances.

Oregon State scored on its first two possessions, with Jackson catching a 34-yard screen pass from Anderson on third-and-19 and Kirk Yliniemi booting a 21-yard field goal.

New Mexico kept the Beavers' touchdown drive going with an unsportsmanlike conduct penalty for celebrating too long and too loudly after stopping Jackson for a 2-yard loss on third down at the OSU 40. The Lobos then sacked Anderson for a 10-yard loss, but the Lobos were offside on the play.

Both teams entertained the Christmas Eve crowd of 25,437 with first-half trick plays that produced a touchdown for the Beavers and set up New Mexico's first score.

The Beavers scored on the final play of the first quarter on a 42-yard flea flicker. Anderson handed off to Jackson, who tossed it back to the quarterback for a pass to Mike Hass, who had beaten cornerback Brandon Payne.

New Mexico used a pass from wide receiver Michael Brunker to backup quarterback McKamey to set up the Kelly-to-Baskett score.

STATISTICS

	UNM	OSU
First Downs	7	29
Rushing	34-6	35-154
Passing Yards	121	386
Passing	10-23-1	27-42-1
Total Offense	57-127	77-540
Fumbles-Lost	1-1	1-1
Penalties-Yards	13-103	10-94
Interceptions-Yards	1-20	1-0
Punts-Average	10-39.1	3-37.3
Punt Returns-Yards	1-0	5-16
Kickoff Returns-Yards	8-175	3-65
Possession Time	30:19	29:41
Third Down Conversions	2-14	7-14
Sacks	1-3	6-48

SCORING BY QUARTERS

Oregon State	17	14	10	14	55
New Mexico	7	0	0	7	14

SCORING SUMMARY

1st - (9:59) - OSU - Jackson 34 pass from Anderson (Yliniemi kick)
1st - (6:38) - OSU - Yliniemi 21 FG
1st - (4:59) - UNM - Baskett 27 pass from Kelly (Zunker kick)
1st - (0:00) - OSU - Hass 42 pass from Anderson (Yliniemi kick)
2nd - (8:40) - OSU - Jackson 3 run (Yliniemi kick)
2nd - (7:01) - OSU - Jackson 11 run (Yliniemi kick)
3rd - (12:57) - OSU - Jackson 6 run (Yliniemi kick)
3rd - (2:41) - OSU - Yliniemi 31 FG
4th - (12:06) - OSU - Jackson 1 run (Yliniemi kick)
4th - (9:22) - UNM - Counter 17 pass from McKamey (Zunker kick)
4th - (4:40) - OSU - Whiten 19 pass from Rothenfluh (Yliniemi kick)

INDIVIDUAL STATISTICS

Rushing: A. Byrd 2-13, Moore 10-12, McKamey 5-7, Brody 1-3, Cox 4-(-1), Thomas 2-(-1), Kelly 10-(-27).
Passing: Kelly 4-12-0, 32, 1 TD, McKamey 4-9-1, 25, 1 TD, Brunker 1-1-0, 18, Baskett 1-1-0, 46.
Receiving: Counter 2-63, 1 TD, Augustyniak 2-11, Thomas 2-3, Baskett 1-27, 1 TD, McKamey 1-18, Cresap 1-3, Moore 1-(-4).
Punting: Gaus 10-39.1. **Punt Returns:** Counter 1-0.
Kickoff Returns: Counter 1-19, Fulbright 2-39, Walton 1-17, Ratcliff 4-100.

Weather: Overcast, 58 degrees
Attendance: 25,437

2004 EMERALD BOWL Dec. 30, 2004 -- San Francisco Navy 34, New Mexico 19

Aaron Polanco ran for three touchdowns and passed for another, and Navy capped the academy's best season in 99 years with a 34-19 win over New Mexico in the Emerald Bowl.

Polanco scored on runs of 14, 1 and 27 yards and completed a 61-yard touchdown pass to Corey Dryden, the longest of the season by Polanco and the first career score by Dryden. The Midshipmen's defense was impressive, too, despite the rain-soaked field at SBC Park.

The unit forced two first-half turnovers that led to TDs and staged a goal-line stand late in the third quarter. Then Navy kept the ball for the next 14 minutes, 26 seconds, and held New Mexico to only seven plays in the fourth quarter.

The Midshipmen (10-2) tied for the most wins in school history, last accomplished when Navy went 10-1-1 in 1905. It was a fitting end for the Mids, some of whom will head off to war in the coming year. Only two months ago, Navy's players dealt with the death of former teammate JP Blecksmith in a military operation in Fallujah, Iraq.

Polanco finished the season with 16 rushing touchdowns, a record by a quarterback this year. Temple's Walter Washington ran for 15. Polanco gained a Navy bowl record 133 yards on the ground for his fourth 100-yard rushing game and threw for 101 yards. He even caught a 17-yard pass from Frank Divis to set up his second TD - and his two receptions were the most by any Navy player.

New Mexico quarterback Kole McKamey had nearly as big a day after the Lobos (7-5) lost star tailback DonTrell Moore to a torn left ACL late in the first quarter.

McKamey threw for 207 yards and also rushed for 138, the first Lobos player to accomplish the feat since Graham Leigh in 1997. But McKamey threw two interceptions.

Moore, who has rushed for more than 1,000 yards in each of the past three seasons and came in averaging 108.3 yards per game, was carted off the field after catching a shovel pass and taking a hard hit from cornerback Vaughn Kelley that caused Moore to fumble with 3:52 left in the first quarter.

Linebacker Lane Jackson pounced on the ball for his first fumble recovery this year, and Polanco scored five plays later. Jackson also made an interception as time expired in the first half.

Navy built a 21-7 lead eight seconds into the second quarter on Polanco's 61-yard touchdown pass to Dryden.

The Lobos couldn't stop Navy's impressive triple-option offense. The Midshipmen snapped New Mexico's five-game winning streak and kept the Lobos from their first bowl victory in 43 years.

New Mexico lost in the Las Vegas Bowl the past two years and hasn't won a postseason game since beating Western Michigan 28-12 in the 1961 Aviation Bowl. The Lobos had won 11 straight games when they scored first.

STATISTICS

	UNM	Navy
First Downs	23	22
Rushing	42-212	58-269
Passing Yards	207	124
Passing	15-24-2	5-8-0
Total Offense	66-419	66-393
Fumbles-Lost	1-1	1-0
Penalties-Yards	9-85	6-53
Interceptions-Yards	0-0	2-0
Punts-Average	1-27	2-39.0
Punt Returns-Yards	1-2	0-0
Kickoff Returns-Yards	7-18.1	2-5.5
Possession Time	27:39	32:21
Third Down Conversions	8-11	8-14
Sacks	0-0	1-5

SCORING BY QUARTERS

New Mexico	7	12	0	0	19
Navy	14	10	7	3	34

SCORING SUMMARY

1st - (7:31) - UNM - Hall 17 pass from McKamey (Zunker kick)
1st - (5:01) - Navy - Polanco 14 run (Blumenfeld kick)
1st - (2:01) - Navy - Polanco 1 run (Blumenfeld kick)
2nd - (14:52) - Navy - Dryden 61 pass from Polanco (Blumenfeld kick)
2nd - (13:13) - UNM - Ferguson 4 run (Zunker kick)
2nd - (9:19) - Navy - Blumenfeld 27 FG
2nd - (3:36) - UNM - McKamey 3 run (Zunker kick)
3rd - (7:01) - Navy - Polanco 27 run (Blumenfeld kick)
4th - (2:15) - Navy - Blumenfeld 22 FG

INDIVIDUAL STATISTICS

Rushing: McKamey 19-138, 1 TD, Cox 11-32, Ferguson 4-19, 1 TD, Brody 3-15, Moore 5-8.
Passing: McKamey 15-24-2, 207, 1 TD.
Receiving: Baskett 5-115, Moore 3-21, Hall 2-23, 1 TD, Augustyniak 2-18, Brown 1-11, Ferguson 1-11, Ramirez 1-8.
Punting: Gaus 1-27. **Punt Returns:** Payne 1-2. **Kickoff Returns:** Walton 3-88, Smith 4-39.

Weather: Overcast/Rain, 56 degrees
Attendance: 30,563

NEW MEXICO FOOTBALL 2008

2006 NEW MEXICO BOWL Dec. 23, 2006 -- Albuquerque San Jose State 20, New Mexico 12

San Jose State linebacker Matt Castelo saw New Mexico halfback Rodney Ferguson hit the hole near the goal line and prepared for a collision.

"I saw the running back get the ball and it was like in slow motion," Castelo said. "I got down low and I think he tried jumping over me. Tried to put the ball out for a touchdown."

Ferguson never made it to the end zone.

Castelo hit Ferguson and his helmet knocked the ball out and right into fellow linebacker Damaja Jones' hands. In a season where San Jose State's defense carried the Spartans to their first bowl game in 16 years, Castelo and Jones teamed up for what may have been the biggest stop of the year.

Adam Tafralis threw three touchdown passes and San Jose State beat New Mexico 20-12 on Saturday in the inaugural New Mexico Bowl, extending the Lobos' postseason drought to 45 years.

One big pass play by Tafralis and that costly fumble by Ferguson — both in the first half — set the tone for the Spartans' first bowl win outside of California.

Jones returned Ferguson's fumble 57 yards to the New Mexico 37. Although the Spartans didn't score on that drive, they had the momentum for good.

"I saw Matt set him (Ferguson) up," Jones said. "He tried to jump over Matt and Matt put his helmet right on the ball. I was trying to get over the top and the ball fell right in my hands."

For the Spartans (9-4), the win provided a final highlight in a season in which they won more games than they had in the three previous seasons.

No doubt the game turned on Ferguson's fumble.

"That was a 14-point play. It changed the game completely," said coach Dick Tomey, the 68-year-old veteran who turned around the downtrodden Spartans program in just two seasons.

"That was the biggest play of the game. If we get the score, we tie it 7-7," said New Mexico coach Rocky Long, 0-4 in bowl games since taking over the program in 1998.

Tafralis, who was 11-of-18 for 209 yards, threw scoring passes of 36 and 24 yards to James Jones and 76 yards to John Broussard. The pass to Broussard on the first play of the second quarter — in which New Mexico's defense totally blew the coverage — got the Spartans' offense rolling.

"James came so open I just had to throw it," Tafralis said.

New Mexico's only touchdown came with 15 seconds left in the game on a 15-yard pass from Chris Nelson to Marcus Smith. The rest of the Lobos' scoring consisted of a 40-yard field goal by Kenny Byrd with 1:11 left in the second quarter and a safety when San Jose State punter Waylon Prather stepped out of the end zone with 1:08 left.

Byrd's field goal was his 25th straight from 40 yards or closer and the first made field goal by New Mexico in 10 bowl appearances.

San Jose State struck first after the teams combined for seven punts in the first quarter.

Tafralis found Broussard 20 yards behind the nearest Lobo. Broussard caught the pass at the 35 and easily scored.

New Mexico came right back with a drive that started with DeAndre Wright's kickoff return to the San Jose State 40. Eight plays later the Lobos had a first-and-goal at the 1. The Spartans' defense toughened and on third-and-goal from the 2, Ferguson fumbled.

The Spartans made it 13-0 on Tafralis' 36-yard pass to James Jones with 3:59 left in the first half. James Jones caught the ball near the sideline at the New Mexico 16 and slipped out of the grasp of Wright. Matt Strubeck missed the extra point.

The Lobos' offense had 377 total yards but was stagnant most of the day. Neither freshman quarterback Donovan Porterie, who started, nor Nelson, who played in the second half, could sustain drives. What plays did work often were erased by holding penalties and three second-half fumbles, including one by wide receiver Travis Brown at the San Jose State 1 with just over 3 minutes left.

Ferguson, who led the Mountain West

STATISTICS

	UNM	SJSU
First Downs	20	8
Rushing	31-146	28-87
Passing Yards	249	209
Passing	24-45-0	11-18-0
Total Offense	76-377	46-280
Fumbles-Lost	6-4	0-0
Penalties-Yards	5-44	7-50
Interceptions-Yards	0-0	0-0
Punts-Average	7-33.4	8-44.6
Punt Returns-Avg.	5-10.4	1-6.0
Kickoff Returns-Avg.	3-35.3	0-0
Possession Time	34:53	25:07
Third Down Conversions	5-17	1-11
Sacks	1-8	1-7

SCORING BY QUARTERS

New Mexico	0	3	0	9	12
San Jose State	0	13	7	0	20

SCORING SUMMARY

2nd - (14:51) - SJSU - Broussard 76 pass from Tafralis (Strubeck kick)
 2nd - (3:59) - SJSU - Jones 36 pass from Tafralis (kick failed)
 2nd - (1:11) - UNM - Byrd 40 FG
 3rd - (4:33) - SJSU - Jones 24 pass from Tafralis (Strubeck kick)
 4th - (1:08) - UNM - team safety
 4th - (0:15) - UNM - Smith 15 pass from Nelson (Byrd kick)

INDIVIDUAL STATISTICS

Rushing: Ferguson 22-102, Baker 2-18, Bauman 2-17, Quillen 1-1, Nelson 2-0, Brown 1-(-3), Porterie 1-(-7).
Passing: Nelson 17-26-0, 188, 1 TD, Porterie 7-17-0, 61, Ferguson 0-1, Clark 0-1.
Receiving: Ferguson 8-78, Brown 7-83, Smith 6-72, 1 TD, Bauman 2-15, Wilson 1-1.
Punting: Scott 7-33.4. **Punt Returns:** Wilson 4-52, Ligon 1-0. **Kickoff Returns:** Wright 2-89, Smith 1-17.

Weather: Sunny, 39 degrees
 Attendance: 34,111

Conference in rushing this season, had 102 yards on 22 carries.

James Jones and Broussard each had 106 yards receiving, Jones with six catches and Broussard with four.



Rodney Ferguson had 180 total yards against San Jose State, 102 rushing on 20 carries, and 78 yards on eight receptions.



BOWL HISTORY

NEW MEXICO FOOTBALL 2008



2007 NEW MEXICO BOWL
Dec. 22, 2007 -- Albuquerque
New Mexico 23, Nevada 0

For coach Rocky Long, it was just the next game, another brick to continue building his program. For delighted New Mexico fans, it marked the end of a 46-year skid.

Paul Baker ran for 167 yards in his first start, and Donovan Porterie threw for career-high 354 yards and two touchdowns to help New Mexico beat Nevada 23-0 in the New Mexico Bowl. The Lobos (9-4) ended a 46-year span without a postseason victory and gave Long, the team's 10th-year coach, his first bowl win in five tries.

"It gets it off our back. We don't have to listen to it anymore," Long said. "But this program was good before we won today."

John Sullivan made field goals from 53, 39 and 37 yards, but give credit to New Mexico's defense, which delivered just the second shutout loss for Nevada under Hall of Fame coach Chris Ault.

The Wolf Pack (6-7) hadn't gone scoreless since losing 10-0 to Weber State on Sept. 27, 1980, a span of 329 games -- the longest current streak in college football and the second longest in history. It's the first time Nevada was shut out since moving to Division I-A in 1992.

"It's certainly a compliment to their defense," Ault said. "They played a great game. At the other end of the spectrum, we played as poorly on offense as we've played in a long time."

It was New Mexico's first bowl victory since beating Western Michigan 28-12 in the 1961 Aviation Bowl at Dayton, Ohio. The Lobos also notched a nine-win season for just the fourth time in school history.

"I'm very proud of our team," Long said. "I thought they were as focused as they've been all year long for any game."

New Mexico's defenders pestered redshirt freshman quarterback Colin Kaepernick all afternoon and made Nevada's "Pistol" offense look more like a pop-gun. The Wolf Pack averaged 36.2 points and 488.9 yards during the season. Nevada had logged 23 scoring plays that covered at least 25 yards -- second only to Oklahoma's 25 big-play TDs.

This time, Nevada had 210 total

yards, with only 73 yards rushing. On a chilly day, with the temperature at kickoff 34 degrees, Kaepernick finished 13-of-31 for 137 yards. He had 10 carries for 40 yards rushing.

"Everybody was locked in," linebacker Brett Madsen said. "They have a really explosive offense. The quarterback can really run. We knew we had to contain the quarterback, and he didn't do much with his legs."

Madsen, despite not starting, was selected the defensive player of the game after recording two sacks, two tackles for lost yardage and four total tackles. But he agreed the award could have gone to any New Mexico defender.

Baker made the most of his chance. He moved into the starting lineup this week when Rodney Ferguson, New Mexico's leading rusher over the past two seasons, was ruled academically ineligible.

"My team believed in me and that was enough," Baker said. "I knew I could get it done."

The Wolf Pack blocked two field goals, Sullivan missed another 43-yard try and the Lobos failed to score after having first-and-goal at the 4 late in the third quarter. But Nevada just couldn't take advantage.

"We didn't do a good job with any consistency on the run game or the pass game," Ault said. "Colin Kaepernick didn't have a chance to get into type of rhythm."

STATISTICS

	UNM	Nevada
First Downs	26	12
Rushing	40-194	30-73
Passing Yards	354	137
Passing	20-37-1	13-31-0
Total Offense	77-548	61-210
Fumbles-Lost	3-1	1-1
Penalties-Yards	4-35	8-59
Interceptions-Yards	0-0	1-3
Punts-Average	2-40.5	11-42.1
Punt Returns-Avg.	6-9.0	0-0
Kickoff Returns-Avg.	1-26.0	6-16.8
Possession Time	31:36	28:24
Third Down Conversions	3-12	3-14
Sacks	3-16	2-17

SCORING BY QUARTERS

Nevada	0	0	0	0	0
New Mexico	14	6	0	3	23

SCORING SUMMARY

1st - (13:38) - UNM - Smith 66 pass from Porterie (Sullivan kick)
 1st - (2:22) - UNM - Brown 39 pass from Porterie (Sullivan kick)
 2nd - (6:07) - UNM - Sullivan 53 FG
 2nd - (2:48) - UNM - Sullivan 45 FG
 4th - (4:18) - UNM - Sullivan 37 FG

INDIVIDUAL STATISTICS

Rushing: Baker 22-167, Fussell 5-13, Clampitt 2-9, Porterie 6-7, Bruno 1-2, Quillen 2-2, Smith 1-0, Brown 1-(-6).
Passing: Porterie 20-36-1, 354, 2 TDs; Fussell 0-1.
Receiving: Brown 7-120, 1 TD, Smith 5-86, 1 TD, Bruno 5-86, Baker 2-42, Mark 1-20.
Punting: Scott 2-40.5. **Punt Returns:** Swift 5-44, Solomon 1-10. **Kickoff Returns:** Smith 1-26.

Weather: Sunny, 34 degrees
 Attendance: 30,223

We just shot ourselves in the foot."

Despite the cool weather, Porterie had no trouble warming up. He threw a short slant pass on the third play from scrimmage to Marcus Smith, who raced to the end zone for a 66-yard scoring play. Later in the period, Brown got behind the Nevada defense and Porterie found him on a 39-yard TD pass.




The Lobo defense blanked Nevada 23-0 in New Mexico Bowl II. Nevada had not been shut-out since the 1980 season, a span of 329 games.

NEW MEXICO FOOTBALL 2008




CHAMPIONSHIP TEAMS




1934 BORDER CONFERENCE (8-1)

Front Row (l. to r.): Bob Walker, Omar Allen, Ed Keasler, Roscoe Fredericks, Bill Brannin, Abbie Paiz, Guyton Hays, William Dennard, Alfred Boyd, Huffaker, Dante Dinelli, Warren Deakins, Robert Briscoe, Frank Smith. **Second Row:** Coach Roy Johnson, William Murphy, Ralph Bowyer, William Castetter, Robert Palmer, W. D. Clayton, Bob Swearingen, Roy Wells, B. T. Dingwall, Herbert Galles, Tackett, Nelson Tydings, Wood, Head Coach Gwinn Henry. **Third Row:** Asst. Coach Moulder, Jack Jones, Stanley Cropley, Wesley Ahlgren, Cruz Fernandez, Harvey Whitehill, Brannin, Byers, A. T. Chavez, Marcelle With, A. Walker, Wilcox, Faculty Advisor of Athletics, Tom Popejoy.




1962 WESTERN ATHLETIC CONFERENCE (7-2-1, 2-1-1 WAC)

Front Row (l. to r.): (Coaches) Ken Blue, Bob Peterson, Head Coach Bill Weeks, Reese Smith, Chuck Cummings, Rod Rust. **Second Row:** Scott Hennington, Ed Meadows, Joe Vivian, Gary Ness, Bobby Santiago, Chuck Clausen, Jim Cromartie, Eddie Stokes, Jim Ottman, Dick Fitzsimmons, Bob Jensen, Clint Helton, John Kosor, George Heard, Dennis Lively, Manager George Carmignani. **Third Row:** Ken Cole, Bobby Chavez, Bill Siegenthaler, Bucky Stallings, Walter Ebia, Bruce Lovett, Howard Hancock, Glen Gares, Jesse Castenada, John Kenworthy, Dale Warner, Jim Bush, Dick Klein, Dave Turner, Larry Pickett. **Fourth Row:** Bill Pendleton, Vern Ashbrook, Steve Byrd, Ron Mershon, Jake Ramirez, Phil Pouncil, Wayne Tvrdik, Steve Avery, Joe Gant, Glen Troublefield, O.J. Hart, Jack Abendschan, Del Helton, Chuck Kelly, Bob Pierson, Steve Malnar. **Fifth Row:** Duane Erickson, Milt Waters, Claude Ward, Ken Gattas, Jerry Kearns, Jim Ohm, Dennis Tidwell, Orvey Hampton, Joe Harris.




1963 WESTERN ATHLETIC CONFERENCE (6-4, 3-1 WAC)

Front Row (l. to r.): Coaches Reese Smith, Bob Peterson, Dick Bunting, Head Coach Bill Weeks, Ken Blue, Bo Bolinger, Jim Cromartie. **Second Row:** Mike Rojas, Scott Hennington, Moe Barreras, Ron Mershon, Glen Troublefield, Eddie Stokes, Chuck Kelly, Howard Hancock, Dick Ness, Stan Quintana, Joe Harris, Steve Malnar, Claude Ward, Glen Gares, Archie Grissom, Duane Erickson, Gayland Morris. **Third Row:** Mario Mariani, Bobby Chavez, Gary Repetto, Bob Rall, Curtis Crum, Steve Byrd, Jim Bush, Woody Dame, Bruce Lovett, Cal Jeter, Mickey Henry, Ken Cole, Del Helton, Wayne Tvrdik, Bucky Stallings, John Anders, Bob Thompson. **Fourth Row:** Gary Plumlee, Gary Ness, Dave Turner, Ken Gattas, Bob Schwartz, Lou Vellone, Tim Holcomb, Don Willingham, John Kenworthy, Orvey Hampton, Dennis Tidwell, Morey Carpenter, Jack Abendschan, O.J. Hart, Bob Pierson, John Anderson, Fred Comish, Bob Pettis.



1964 WESTERN ATHLETIC CONFERENCE (9-2, 3-1 WAC)

Front Row (l. to r.): Head Coach Bill Weeks, Ken Blue, Bob Peterson, Bo Bolinger, Dick Bunting, Scott Hennington, Mike Singer. **Second Row:** Jack Abendschan, Mike Rojas, Moe Barreras, Woddy Dame, Wayne Tvrdik, Mario Mariani, Gary Plumlee, Claude Ward, Joe Harris, Chuck Ivy, Lou Allred, Bob Pierson. **Third Row:** Orvey Hampton, Bob Bouyer, Dennis Tidwell, Glen Troublefield, Steve Byrd, Chuck Kelly, John Anderson, Cal Jeter, Duane Erickson, Doug Shetter, Gayland Morris, Ron Flammmond. **Fourth Row:** Bill Canacci, Bob Rall, Bob Giacomelli, Dick Ness, Curtis Crum, Tommy Ledbetter, Steve Leigon, Doug Hendrick, Fred Comish, Carl Bradford, Albert O'Neal, Fred Almy. **Fifth Row:** Gary Repetto, Warren Alexander, Bob Hammond, Frank Meza, Wally Williams, Mickey Henry, Wally Seis, John Kenworthy, Dave Hettema, Jim Slebiska, Bill Pringle, Steve Bridgeforth, Bob Furman.



1997 WESTERN ATHLETIC CONFERENCE (9-4, 6-2 Mountain Division)

Row 1 (l. to r.): Casey Johnson, Trevis Carlisle, Germany Thompson, Adam Cherry, Rantie Harper, Dion Marion, Scott McGarrahan, Graham Leigh, Flavio Lopez, Mark Ransom.

Row 2: Martinez Williams, Danny Gonzales, Jason Plum, Mike Ross, Brian Messer, Derrick Milner, Jason Rubin, Eric Jaworsky, Kevin Leigh, Billy Austin, Bret Seltzer.

Row 3: Ken Stopka, Jameal Woods, Brian Braziel, Ryan Torry, Z Hodges, Jason Bloom, Lawrence Green, Walter Bernard, Marcus Stanton, Jamie Oliver, Suleyman Konte, Reginal Johnson.

Row 4: Chad Smith, Mike Medrano, Jarrod Baxter, Che' Johnson, Eric Rangel, Edwin Garrett, Thorn Begay, Jacob Cockrell, Lennox Gordon, K.J. Friday, Sean Segner, Ramos McDonald, Daniel Torza.

Row 5: Marcus McDavid, Kenny Lewis, Chris Shelton, Blake Irwin, Brian Urlacher, Daniel Reyes, Scott Gerhardt, Antoine Wright, Aaron Nettles, Brian Johnson, Reginald Sampson, Jason Purvis, Aisali Faapouli, Bart Barnard.

Row 6: Henry Stephens, Matt Tyner, Stacy Washington, Ryan Taylor, Shane Jaeger, Mike Barnett, Adam Wysong, Casey Tisdale, Jason Valdez, Ramon Gonzales, B.J. Long, Jared St. Aubyn, Roy White, Weylin Proctor, Victor Palacios.

Row 7: Josh Brown, Jon Shedden, Jon Oliver, James Copple, Brandon Washburn, Jason Carson, Chad Thacker, Aaron Ocampo, Grant Skinner, Jon Samuelson, Chris Wallace, Kirk Robbins, Casey Higgins, Pascal Volz, Jonathan Burrough, Milton Thomas.

Row 8: Mohammed Konte, Tommy Hemphill, Tony Doran, Colby Cason, Kawika Ordenstein, Jeremy Bonwell, Barrett Garrison, Tim Pompa, Randle Price, Frans Dinkelmann, Travis Journagan, John Wingate, Phillip Wolfmueller, David McKinney, Joe Haynes, Bill Borchers, Anthony Teal.

Row 9: (Coaches) Kevin Faulkner, Mike Schultz, Dan Dodd, Casey Dunn, Dennis Darnell, Gavin Bevis, head coach Dennis Franchione, Gary Patterson, Mark Tommerdahl, Sten Eggen, Mark Parks, Craig Naivar, Kyle Wilson, Eric Brock.

Row 10: Jeremy Pease, Chris Cook, Chad Warrior, Brad Cook, Chris Johnson, Andy Waxman, Don Forrester, Eric Kozlowski, Lee Land, Dave Binder, Pam Cox.

NEW MEXICO FOOTBALL 2008



YEAR-BY-YEAR SUMMARY

Year	Head Coach	All	Conf.	Captains	Year	Head Coach	All	Conf.	Captains
1892	No Coach	0-2		S. F. Jenkins	1966	Bill Weeks	2-8	0-5 (6th)	Wally Seis, Albert O'Neal
1893	No Coach	3-1		Frederick O. Whiteman	1967	Bill Weeks	1-9	0-5 (6th)	Jim Boller, Rex Hennington
1894	W.A. Zimmer	1-1-1		Frederick O. Whiteman	1968	Rudy Feldman	0-10	0-7 (6th)	David Harris, Ace Hendricks, John Pautsch
1895	No Varsity				1969	Rudy Feldman	4-6	1-5 (7th)	Willie Shaw, Rocky Long
1896	No Varsity				1970	Rudy Feldman	7-3	5-1 (2nd)	Sam Scarber, Rodney Wallace
1897	No Varsity				1971	Rudy Feldman	6-3-2	5-1 (2nd)	Rocky Long, Bob Gaines
1898	No Varsity								Herman Fredenberg,
1899	No Coach	1-1		Louie Benjamin	1972	Rudy Feldman	3-8	2-4 (6th)	John Urban, George Oakes
1900	No Varsity				1973	Rudy Feldman	4-7	3-4 (T4th)	Rich Diller, Don Hubbard, Don Woods
1901	Joe Napier	0-3-1		Joe Napier and Prane					Appointed by game
1902	No Varsity				1974	Bill Mondt	4-6-1	3-4 (T4th)	Steve Myer, Randy Rich
1903	Walter McEwan	3-0-1		John A. Cannon	1975	Bill Mondt	6-5	4-3 (T4th)	Robin Cole, Dave Green
1904	Walter E. McEwan	1-0		Thomas S. Bell	1976	Bill Mondt	4-7	3-4 (T5th)	Marion Chapman, Preston Dennard
1905	Martin F. Angel	5-1-1		Wales A. Smith	1977	Bill Mondt	5-7	2-5 (T6th)	Jake Gonzales, Smokey Turman
1906	Martin F. Angel	3-1		Bernard H. Crawford					Appointed by game
1907	Martin F. Angel	1-0		Walter R. Allen	1978	Bill Mondt	7-5	3-3 (4th)	Appointed by game
1908	Herman H. Conwell	5-1		Walter R. Allen	1979	Bill Mondt	6-6	3-4 (T4th)	Appointed by game
1909	C.L. McBirnie	4-2		Walter R. Allen	1980	Joe Morrison	4-7	3-4 (7th)	Appointed by game
1910	Carl L. Hamilton	0-3		Walter R. Allen	1981	Joe Morrison	4-7-1	3-4-1 (5th)	Appointed by game
1911	R.F. Hutchinson	1-3-1		James Guy Hamilton	1982	Joe Morrison	10-1	6-1 (2nd)	Appointed by game
1912	R.F. Hutchinson	0-4		H. A. Carlisle	1983	Joe Lee Dunn	6-6	4-3 (4th)	Appointed by game
1913	R.F. Hutchinson	3-2		F. M. Calkins	1984	Joe Lee Dunn	4-8	1-7 (T8th)	Appointed by game
1914	R.F. Hutchinson	3-1-1		F. M. Calkins	1985	Joe Lee Dunn	3-8	2-6 (T7th)	Appointed by game
1915	R.F. Hutchinson	3-1		Kenneth C. Balcomb	1986	Joe Lee Dunn	4-8	2-5 (T7th)	Appointed by game
1916	R.F. Hutchinson	3-2		Carl D. Brorien	1987	Mike Sheppard	0-11	0-8 (9th)	Kirk Allen, Terence Donaldson, Barry Garrison, Fred Mady
1917	Frank E. Worth	1-2		George White					John Duff, Scott Howard, Art Martinez, Phillip Vaughan
1918	No Varsity				1988	Mike Sheppard	2-10	1-7 (T8th)	Brett Heber, Terance Mathis
1919	John F. McGough	3-0-2		Claude E. Mann	1989	Mike Sheppard	2-10	0-7 (9th)	Nate Morris, Jay Schultz
1920	Roy W. Johnson	3-3		Grant Mann	1990	Mike Sheppard	2-10	1-6 (8th)	John Bell, Kurt Jensen, Eric Morgan, Nate Morris
1921	Roy W. Johnson	2-2		Frank O. Greenleaf	1991	Mike Sheppard	3-9	2-6 (T8th)	Fred Easter, Marcus Goodloe, Kim McCall, Troy Rossean, Steve Slater, Doug Zikan
1922	Roy W. Johnson	3-4		John Richard Popejoy					Willie Barry, Stoney Case, Steve Green, Justin Hall, Klint Hall, Tuli Mateialona
1923	Roy W. Johnson	3-5		Ogle Jones	1992	Dennis Franchione	3-8	2-6 (9th)	Justin Hall, Tuli Mateialona, Kenny Thomas, Ray Wilson
1924	Roy W. Johnson	5-1		Kenneth Grueter	1993	Dennis Franchione	6-5	4-4 (T6th)	Stoney Case, Trent Coit, Dan Coverley, Alex Crowder, David Sloan
1925	Roy W. Johnson	2-4-1		Hearst Coen	1994	Dennis Franchione	5-7	4-4 (T5th)	UNM's 12 seniors
1926	Roy W. Johnson	4-2-1		Appointed by game	1995	Dennis Franchione	4-7	2-6 (T7th)	Jeff Houghtaling, Blake Irwin, Daniel Johnson, Donald Sellers, Brandon Turner
1927	Roy W. Johnson	8-0-1		Geard Armstrong	1996	Dennis Franchione	6-5	3-5 (T5th)	
1928	Roy W. Johnson	5-2-1		John Dolzadelli, John P. McFarland					
1929	Roy W. Johnson	2-4-2		Jack Fish, James D. Wilson	1997	Dennis Franchione	9-4	6-2 (1st)	Billy Austin, Blake Irwin, Graham Leigh, Scott McGarrahan, Chris Shelton
1930	Roy W. Johnson	4-5		Alfred Seery	1998	Rocky Long	3-9	1-7 (7th)	Lennox Gordon, Graham Leigh, Brian Urlacher, Chris Wallace
1931	Charles Riley	3-3	1-0-1 (3rd)	Appointed by game	1999	Rocky Long	4-7	3-4 (T5th)	Jason Carson, Henry Stephens, Brian Urlacher, Martinez Williams
1932	Charles Riley	1-6	1-3-1 (6th)	Orie McGuire	2000	Rocky Long	5-7	3-4 (T5th)	Mike Barnett, Jarrod Baxter, Henry Stephens
1933	Charles Riley	3-4-1	2-2 (5th)	Jack Walton	2001	Rocky Long	6-5	4-3 (T3rd)	Jarrod Baxter, Rudy Caamano, Mohammed Konte, Brian Johnson, Jeremy Sorenson
1934	Gwinn Henry	8-1	3-1 (1st)	Guyton Hays	2002	Rocky Long	7-7	5-2 (2nd)	Dwight Counter, Hebrews Josue, Casey Kelly, Charles Moss
1935	Gwinn Henry	6-4	3-2 (3rd)	Appointed by game	2003	Rocky Long	8-5	5-2 (2nd)	Terrell Golden, Casey Kelly, Jason Lenzmeier, D.J. Renteria
1936	Gwinn Henry	2-7	1-4 (6th)	Appointed by game	2004	Rocky Long	7-5	5-2 (2nd)	Josh Bazinet, DonTrell Moore, Nick Speegle, Claude Terrell
1937	Ted Shipkey	4-4-1	2-3-1 (5th)	William Murphy	2005	Rocky Long	6-5	4-4 (T4th)	Hank Baskett III, Mike Mohoric, DonTrell Moore, Marcus Parker
1938	Ted Shipkey	8-3	4-2 (3rd)	Appointed by game	2006	Rocky Long	6-7	4-4 (5th)	Quincy Black, Cody Kase, Kole McKamey, Robert Turner
1939	Ted Shipkey	8-2	4-2 (2nd)	Appointed by game	2007	Rocky Long	9-4	5-3 (T3rd)	Travis Brown, Cody Kase, Marcus Smith, OJ Swift
1940	Ted Shipkey	5-4	3-2 (4th)	Appointed by game					
1941	Ted Shipkey	5-4-1	3-1-1 (4th)	Appointed by game					
1942	Willis Barnes	4-5-2	3-4 (6th)	Appointed by game					
1943	Willis Barnes	3-2		Appointed by game					
1944	Willis Barnes	1-7		Appointed by game					
1945	Willis Barnes	6-1-1		Appointed by game					
1946	Willis Barnes	5-5-2	4-2-1 (3rd)	Appointed by game					
1947	Berl Huffman	4-5-1	1-5-1 (8th)	Lou Cullen, George Hughes					
1948	Berl Huffman	2-9	1-6 (8th)	Appointed by game					
1949	Berl Huffman	2-8	1-6 (8th)	Appointed by game					
1950	Dudley DeGroot	2-8	2-5 (7th)	Appointed by game					
1951	Dudley DeGroot	4-7	2-4 (7th)	Appointed by game					
1952	Dudley DeGroot	7-2	5-1 (2nd)	Floyd J. Barger, Glenn Campbell					
1953	Robert A. Titchenal	5-3-1	3-2-1 (4th)	James Bruening					
1954	Robert A. Titchenal	5-5	3-3 (T4th)	Larry White					
1955	Robert A. Titchenal	2-8	1-5 (7th)	Jimmy Juarez, Joe Murphy					
1956	Dick Clausen	4-6	2-4 (6th)	Appointed by game					
1957	Dick Clausen	4-6	2-4 (5th)	Jerry Nesbitt, Glen Hakes					
1958	Marv Levy	7-3	5-1 (2nd)	Mason Rose, Don Perkins					
1959	Marv Levy	7-3	4-2 (3rd)	John Garber, Don Perkins					
1960	Bill Weeks	5-5	4-2 (4th)	George Friberg					
1961	Bill Weeks	7-4	3-3 (T3rd)	Jay McNitt, Chuck Cummings					
1962	Bill Weeks	7-2-1	2-1-1 (1st)	Bobby Santiago, John Kosor					
1963	Bill Weeks	6-4	3-1 (1st)	Eddie Stokes, Scott Henington					
1964	Bill Weeks	9-2	3-1 (T1st)	Chuck Kelly, Wayne Tvrdik					
1965	Bill Weeks	3-7	2-3 (4th)	Dave Hettema, Stan Quintana					

Border Conference (1931-50)
Skyline Conference (1951-61)

Western Athletic Conference (1962-98)
Mountain West Conference (1999-current)

NEW MEXICO FOOTBALL 2008

1892 (0-2 Overall)

Albuquerque High School	L	0-5	Oct. 7	Albuquerque
Albuquerque High School	L	0-8	Oct. 28	Albuquerque
<i>Coach: none</i>				
<i>Captain: S.F. Jenkins</i>				

1893 (3-1 Overall)

Albuquerque High School	W	4-0	Nov. 18	Albuquerque
Albuquerque Indian School	L	4-10	Nov. 30	Albuquerque
Albuquerque Town Team	W	6-0	Dec. 25	Albuquerque
New Mexico State	W	25-5	Jan. 1	Albuquerque
<i>Coach: none</i>				
<i>Captain: Frederick O. Whiteman</i>				

1894 (1-1-1 Overall)

Albuquerque Indian School	L	0-4	Oct. 27	Albuquerque
Albuquerque Indian School	T	0-0	Nov. 10	Albuquerque
Albuquerque Indian School	W	26-4	Nov. 29	Albuquerque
<i>Coach: W. A. Zimmer</i>				
<i>Captain: Frederick O. Whiteman</i>				

1895-98 No Varsity

1899 (1-1 Overall)

Albuquerque High School	W	5-0	Nov. 11	Albuquerque
Albuquerque High School	L	0-5	Nov. 30	Albuquerque
<i>Coach: none</i>				
<i>Captain: Louie Benjamin</i>				

1900 No Varsity

1901 (0-3-1 Overall)

Albuquerque High School	T	0-0	Nov. 9	Albuquerque
New Mexico Highlands	L	0-32	Nov. 16	Las Vegas, N.M.
Albuquerque High School	L	0-11	Nov. 28	Albuquerque
Albuquerque Indian School	L	7-11	Dec. 7	Albuquerque
<i>Coach: Joe Napier</i>				
<i>Captains: Joe Napier and Prane</i>				

1902 No Varsity

1903 (3-0-1 Overall)

Albuquerque Minors	W	8-0	Oct. 3	Albuquerque
Albuquerque Indian School	W	11-0	Oct. 12	Albuquerque
Albuquerque Minors	T	0-0	Nov. 7	Albuquerque
Santa Fe Indian School	W	11-0	Nov. 21	Albuquerque
<i>Coach: Walter McEwan</i>				
<i>Captain: John A. Cannon</i>				

1904 (1-0 Overall)

Menaul High School	W	11-0	Oct. 19	Albuquerque
<i>Coach: Walter McEwan</i>				
<i>Captain: Thomas S. Bell</i>				

1905 (5-1-1 Overall)

Menaul High School	T	5-5	Oct. 7	Albuquerque
Albuquerque High School	W	16-0	Oct. 14	Albuquerque
Albuquerque High School	W	15-0	Oct. 21	Albuquerque
Menaul High School	W	15-0	Oct. 28	Albuquerque
Albuquerque Indian School	W	27-0	Nov. 11	Albuquerque
Sante Fe Indian School	W	12-0	Nov. 18	Albuquerque
New Mexico State	L	0-40	Nov. 30	Las Cruces
<i>Coach: Martin Angel</i>				
<i>Captain: Wales A. Smith</i>				

1906 (3-1 Overall)

Albuquerque Indian School	W	27-5	Oct. 13	Albuquerque
New Mexico Mines	W	5-0	Oct. 27	Albuquerque
Santa Fe Indian School	W	22-0	Nov. 17	Albuquerque
New Mexico State	L	5-25	Nov. 29	Albuquerque
<i>Coach: Martin Angel</i>				
<i>Captain: Bernard H. Crawford</i>				

1907 (1-0 Overall)

Albuquerque Indian School	W	44-0	Oct. 21	Albuquerque
<i>Coach: Martin Angel</i>				
<i>Captain: Walter R. Allen</i>				

1908 (5-1 Overall)

Albuquerque Indian School	W	33-0	Oct. 24	Albuquerque
Albuquerque Indian School	W	12-6	Oct. 30	Albuquerque
New Mexico Mines	W	30-6	Nov. 7	Albuquerque
New Mexico Military	W	16-12	Nov. 13	Roswell
New Mexico State	W	10-6	Nov. 21	Las Cruces
Arizona	L	6-10	Nov. 26	Albuquerque
<i>Coach: H. H. Conwell</i>				
<i>Captain: Walter R. Allen</i>				

1909 (4-2 Overall)

El Paso Military	L	0-11	Oct. 1	El Paso
El Paso Military	W	15-0	Oct. 15	Albuquerque
Colorado	L	0-53	Oct. 23	Boulder
New Mexico Military	W	28-2	Oct. 30	Albuquerque
Arizona	W	23-11	Nov. 13	Tucson
New Mexico State	W	51-0	Nov. 25	Albuquerque
<i>Coach: C. L. McBirnie</i>				
<i>Captain: Walter R. Allen</i>				

1910 (0-3 Overall)

New Mexico Mines	L	0-9	Oct. 21	Albuquerque
New Mexico Military	L	0-80	Nov. 4	Roswell
Arizona (forfeit)	L	0-1	Nov. 24	Tucson
<i>Coach: Carl Hamilton</i>				
<i>Captain: Walter R. Allen</i>				

1911 (1-3-1 Overall)

El Paso Military	L	0-6	Oct. 29	El Paso
New Mexico Military	T	0-0	Nov. 5	Albuquerque
New Mexico State	L	6-10	Nov. 12	Las Cruces
New Mexico Highlands	W	56-0	Nov. 19	Las Vegas, N.M.
Arizona	L	0-6	Nov. 30	Albuquerque
<i>Coach: R. F. Hutchinson</i>				
<i>Captain: James Guy Hamilton</i>				

1912 (0-4 Overall)

New Mexico Military	L	0-20	Nov. 2	Roswell
Albuquerque Indian School	L	6-7	Nov. 9	Albuquerque
New Mexico State	L	0-27	Nov. 16	Albuquerque
Arizona	L	9-22	Nov. 30	Tucson
<i>Coach: R. F. Hutchinson</i>				
<i>Captain: H. A. Carlisle</i>				

1913 (3-2 Overall)

Menaul High School	W	28-0	Oct. 18	Albuquerque
Albuquerque Indian School	W	44-0	Oct. 25	Albuquerque
New Mexico Military	W	9-7	Nov. 1	Albuquerque
New Mexico State	L	0-13	Nov. 8	Las Cruces
Arizona	L	3-7	Nov. 21	Albuquerque
<i>Coach: R. F. Hutchinson</i>				
<i>Captain: F. M. Calkins</i>				

1914 (3-1-1 Overall)

New Mexico Military	L	3-12	Oct. 23	Roswell
Albuquerque Indian School	W	46-0	Oct. 31	Albuquerque
New Mexico Military	W	9-7	Nov. 13	Albuquerque
Albuquerque Indian School	W	18-7	Nov. 21	Albuquerque
New Mexico State	T	7-7	Dec. 5	Albuquerque
<i>Coach: R. F. Hutchinson</i>				
<i>Captain: F. M. Calkins</i>				

1915 (3-1 Overall)

New Mexico Military	L	3-6	Oct. 30	Albuquerque
Albuquerque Indian School	W	55-0	Nov. 13	Albuquerque
New Mexico State	W	13-0	Nov. 20	Albuquerque
Albuquerque Indian School	W	26-0	Dec. 4	Albuquerque
<i>Coach: R. F. Hutchinson</i>				
<i>Captain: Kenneth C. Balcomb</i>				

1916 (3-2 Overall)

Colorado College	L	2-47	Oct. 7	Colorado Springs
Colorado School of Mines	L	0-23	Oct. 14	Albuquerque
Northern Arizona	W	108-0	Nov. 11	Albuquerque
Albuquerque Indian School	W	55-0	Nov. 18	Albuquerque
New Mexico State	W	51-0	Nov. 30	Albuquerque
<i>Coach: R. F. Hutchinson</i>				
<i>Captain: Carl D. Brorien</i>				

1917 (1-2 Overall)

Menaul High School	W	38-0	Oct. 20	Albuquerque
Albuquerque High School	L	6-19	Nov. 3	Albuquerque
New Mexico State	L	3-110	Nov. 24	Las Cruces
<i>Coach: Frank E. Worth</i>				
<i>Captain: George White</i>				

1918 No Varsity

1919 (3-0-2 Overall)

New Mexico Mines	W	55-0	Oct. 18	Albuquerque
Colorado School of Mines	T	0-0	Oct. 25	Albuquerque
New Mexico Military	T	0-0	Nov. 1	Roswell
Texas-El Paso	W	57-13	Nov. 8	El Paso
New Mexico State	W	24-2	Nov. 27	Albuquerque
<i>Coach: John McGough</i>				
<i>Captain: Claude E. Mann</i>				

1920 (3-3 Overall)

Colorado College	L	3-42	Oct. 16	Colorado
Fort Bliss	W	12-0	Oct. 30	Albuquerque
Texas-El Paso	W	67-0	Nov. 6	Albuquerque
New Mexico Military	W	9-7	Nov. 11	Albuquerque
Arizona	L	7-28	Nov. 20	Tucson
New Mexico State	L	7-14	Dec. 4	Las Cruces
<i>Coach: Roy Johnson</i>				
<i>Captain: Grant Mann</i>				

1921 (2-2 Overall)

Colorado College	L	0-7	Oct. 15	Colorado Springs
Fort Bliss	W	35-0	Nov. 12	Albuquerque
Arizona	L	0-24	Nov. 19	Albuquerque
New Mexico State	W	6-0	Nov. 24	Albuquerque
<i>Coach: Roy Johnson</i>				
<i>Captain: Frank O. Greenleaf</i>				

1922 (3-4 Overall)

Albuquerque Indian School	W	33-0	Sept. 30	Albuquerque
Denver	L	0-41	Oct. 7	Albuquerque
Colorado	L	0-3	Oct. 14	Boulder
Texas-El Paso	W	13-0	Oct. 28	Albuquerque
West Texas State	W	12-0	Nov. 4	Albuquerque
Arizona	L	0-10	Nov. 18	Tucson
New Mexico State	L	0-7	Nov. 30	Las Cruces
<i>Coach: Roy Johnson</i>				
<i>Captain: John Richard Popejoy</i>				

1923 (3-5 Overall)

New Mexico Highlands	W	82-7	Sept. 29	Albuquerque
Denver	L	7-10	Oct. 6	Denver
Montezuma College	W	75-6	Oct. 15	Albuquerque
West Texas State	L	8-21	Oct. 20	Canyon
Texas-El Paso	W	3-0	Oct. 27	El Paso
Arizona	L	7-14	Nov. 3	Albuquerque
New Mexico State	L	0-6	Nov. 17	Albuquerque
Montana State	L	7-34	Nov. 29	Albuquerque
<i>Coach: Roy Johnson</i>				
<i>Captain: Ogle Jones</i>				

1924 (5-1 Overall)

Montezuma College	W	56-0	Oct. 11	Albuquerque
West Texas State	W	12-6	Oct. 18	Albuquerque
Texas-El Paso	W	18-0	Oct. 25	Albuquerque
Arizona	W	3-0	Nov. 11	Tucson
New Mexico State	L	0-6	Nov. 15	Las Cruces
Western State	W	14-0	Nov. 27	Albuquerque
<i>Coach: Roy Johnson</i>				
<i>Captain: Kenneth Grueter</i>				

1925 (2-4-1 Overall)

Colorado College	T	0-0	Oct. 3	Colorado Springs
Montezuma College	W	10-0	Oct. 10	Albuquerque
West Texas State	L	7-9	Oct. 17	Canyon
Texas-El Paso	L	2-19	Oct. 24	El Paso
Arizona	L	0-24	Nov. 7	Albuquerque
New Mexico State	W	20-9	Nov. 21	Albuquerque
Western State	L	13-16	Nov. 26	Albuquerque
<i>Coach: Roy Johnson</i>				
<i>Captain: Hearst Coen</i>				

1926 (4-2-1 Overall)

New Mexico Mines	W	20-0	Oct. 2	Albuquerque
Montezuma College	W	41-7	Oct. 9	Albuquerque
Texas A&M	L	0-63	Oct. 16	College Station
Texas-El Paso	W	19-7	Oct. 23	Albuquerque
Arizona	L	0-21	Nov. 6	Tucson
New Mexico State	T	6-6	Nov. 13	Las Cruces
Western State	W	35-6	Nov. 20	Albuquerque
<i>Coach: Roy Johnson</i>				
<i>Captains: appointed by game</i>				

1927 (8-0-1 Overall)

New Mexico Mines	W	35-0	Oct. 1	Albuquerque
Montezuma College	W	47-0	Oct. 8	Albuquerque
New Mexico Military	W	26-0	Oct. 15	Albuquerque
Texas-El Paso	T	6-6	Oct. 22	El Paso
Arizona	W	7-6	Nov. 5	Albuquerque
Northern Arizona	W	24-7	Nov. 11	Albuquerque
New Mexico State	W	26-9	Nov. 18	Las Cruces
Western State	W	32-0	Nov. 24	Albuquerque
New Mexico Highlands	W	12-0	Dec. 3	Las Vegas, N.M.
<i>Coach: Roy Johnson</i>				
<i>Captain: Geard Armstrong</i>				



NEW MEXICO FOOTBALL 2008

1932 (1-6-1 Overall, 1-3-1 Border)

Northern Arizona	W	6-0	Oct. 8	Albuquerque
Northern Colorado	L	6-30	Oct. 15	Greeley
New Mexico State	T	7-7	Oct. 22	Albuquerque
New Mexico Military	L	0-7	Oct. 29	Albuquerque
Loyola Marymount	L	0-52	Nov. 4	Los Angeles
Arizona	L	6-13	Nov. 11	Tucson
Texas Tech	L	6-39	Nov. 19	Albuquerque
Arizona State	L	0-40	Dec. 3	Tempe

Coach: Charles Riley
Captains: Orie McGuire

1933 (3-4-1 Overall, 2-2 Border)

Northern Arizona	L	0-14	Oct. 6	Albuquerque
New Mexico Military	T	6-6	Oct. 14	Roswell
Arizona State	L	13-26	Oct. 21	Albuquerque
Loyola Marymount	L	7-43	Oct. 28	Albuquerque
New Mexico Highlands	W	45-6	Nov. 4	Albuquerque
Arizona	W	7-0	Nov. 11	Albuquerque
New Mexico State	W	14-7	Nov. 18	Las Cruces
Northern Colorado	L	0-6	Nov. 26	Albuquerque

Coach: Charles Riley
Captain: Jack Walton

1934 (8-1 Overall, 3-1 Border)

Border Conference Champions

New Mexico Highlands	W	76-7	Sept. 29	Albuquerque
Northern Arizona	W	33-6	Oct. 5	Albuquerque
Texas-El Paso	W	21-15	Oct. 13	El Paso
Arizona State	W	18-12	Oct. 20	Tempe
New Mexico Military	W	26-7	Oct. 27	Albuquerque
Arizona	L	6-14	Nov. 3	Tucson
Western New Mexico	W	26-0	Nov. 12	Albuquerque
New Mexico State	W	12-6	Nov. 17	Albuquerque
Colorado College	W	33-6	Nov. 29	Albuquerque

Coach: Gwinn Henry
Captains: Guyton Hays

1935 (6-4 Overall, 3-2 Border)

Western New Mexico	W	46-0	Sept. 21	Albuquerque
Texas-El Paso	W	20-0	Sept. 28	Albuquerque
Oklahoma	L	0-25	Oct. 5	Norman
Colorado College	W	13-0	Oct. 12	Colorado Springs
Northern Arizona	W	20-0	Oct. 19	Albuquerque
New Mexico Military	W	21-0	Oct. 26	Roswell
Arizona State	W	13-0	Nov. 2	Albuquerque
New Mexico State	L	0-32	Nov. 11	Las Cruces
Arizona	L	6-38	Nov. 23	Albuquerque
Colorado State	L	6-7	Nov. 28	Albuquerque

Coach: Gwinn Henry
Captains: appointed by game

1936 (2-7 Overall, 1-4 Border)

Western New Mexico	L	0-6	Sept. 26	Albuquerque
Colorado State	L	7-9	Oct. 3	Fort Collins
West Texas State	L	7-13	Oct. 10	Albuquerque
Texas-El Paso	L	7-12	Oct. 17	El Paso
New Mexico Military	W	13-7	Oct. 24	Albuquerque
Arizona State	L	6-7	Oct. 31	Tempe
Arizona	L	0-28	Nov. 7	Tucson
New Mexico State	L	6-7	Nov. 14	Albuquerque
Northern Arizona	W	15-6	Nov. 26	Albuquerque

Coach: Gwinn Henry
Captains: appointed by game

1937 (4-4-1 Overall, 2-3-1 Border)

Western New Mexico	W	14-0	Sept. 25	Albuquerque
Denver	L	0-12	Oct. 1	Denver
New Mexico State	L	0-5	Oct. 8	Las Cruces
Texas-El Paso	T	7-7	Oct. 16	Albuquerque
Texas Tech	L	0-27	Oct. 23	Lubbock
Arizona State	W	15-7	Oct. 30	Albuquerque
Colorado State	W	26-6	Nov. 6	Colorado Springs
Arizona	L	0-23	Nov. 13	Albuquerque
Northern Arizona	W	7-6	Nov. 25	Albuquerque

Coach: Ted Shipkey
Captain: William Murphy

1938 (8-3 Overall, 4-2 Border)

Western New Mexico	W	40-0	Sept. 23	Albuquerque
Arizona State	W	21-0	Sept. 30	Albuquerque
Colorado College	W	45-0	Oct. 7	Albuquerque
Texas-El Paso	L	6-7	Oct. 15	El Paso
Northern Arizona	W	20-0	Oct. 22	Flagstaff
Arizona	W	20-7	Oct. 29	Albuquerque
Denver	W	7-6	Nov. 5	Albuquerque
New Mexico State	W	6-2	Nov. 12	Albuquerque
Texas Tech	L	7-17	Nov. 19	Albuquerque
Colorado State	W	27-7	Nov. 24	Albuquerque
Utah (Sun Bowl)	L	0-26	Jan. 1	El Paso

Coach: Ted Shipkey
Captains: appointed by game

1939 (8-2 Overall, 4-2 Border)

Western New Mexico	W	29-7	Sept. 22	Albuquerque
Wyoming	W	34-7	Sept. 29	Albuquerque
Denver	W	7-6	Oct. 6	Denver
Texas-El Paso	W	14-0	Oct. 12	Albuquerque
Texas Tech	L	7-19	Oct. 21	Lubbock
Northern Arizona	W	33-0	Oct. 27	Albuquerque
New Mexico State	W	9-6	Nov. 10	Las Cruces

Arizona State	L	6-28	Nov. 18	Tempe
Arizona	W	7-6	Nov. 25	Albuquerque
Colorado State	W	21-19	Nov. 30	Albuquerque

Coach: Ted Shipkey
Captains: appointed by game

1940 (5-4 Overall, 3-2 Border)

Wyoming	L	3-7	Sept. 28	Laramie
Western New Mexico	W	28-0	Oct. 4	Albuquerque
Arizona State	L	6-13	Oct. 11	Albuquerque
Texas-El Paso	L	7-9	Oct. 19	El Paso
Colorado State	L	6-7	Oct. 26	Denver
New Mexico State	W	39-6	Nov. 9	Albuquerque
Northern Arizona	W	45-26	Nov. 16	Albuquerque
Arizona	W	13-12	Nov. 23	Tucson
Texas Tech	W	19-14	Nov. 30	Albuquerque

Coach: Ted Shipkey
Captains: appointed by game

1941 (5-4-1 Overall, 3-1-1 Border)

Northern Arizona	W	12-6	Sept. 26	Albuquerque
Texas-El Paso	W	16-14	Oct. 4	Albuquerque
Arizona State	T	0-0	Oct. 11	Tempe
Arizona	L	6-31	Oct. 18	Albuquerque
Texas Tech	L	0-36	Oct. 24	Lubbock
Nevada	W	23-7	Nov. 1	Albuquerque
New Mexico State	W	28-0	Nov. 8	Las Cruces
Marquette	L	0-34	Nov. 15	Milwaukee
Loyola-Marymount	L	3-7	Nov. 22	Albuquerque
Wyoming	W	28-0	Nov. 29	Albuquerque

Coach: Ted Shipkey
Captains: appointed by game

1942 (4-5-2 Overall, 3-4 Border)

Kirtland Air Force Base	W	7-6	Sept. 19	Albuquerque
Northern Arizona	W	26-6	Sept. 26	Albuquerque
Texas-El Paso	L	0-7	Oct. 2	El Paso
New Mexico State	W	32-0	Oct. 10	Albuquerque
Colorado	L	0-12	Oct. 17	Boulder
Texas Tech	L	0-12	Oct. 24	Albuquerque
Nevada	T	0-0	Oct. 31	Reno
Arizona	L	13-14	Nov. 7	Tucson
West Texas State	L	7-14	Nov. 14	Albuquerque
Loyola-Marymount	T	14-14	Nov. 21	Los Angeles
Arizona State	W	35-7	Nov. 28	Albuquerque

Coach: Willis Barnes

Captains: appointed by game

1943 (3-2 Overall)

Colorado College	L	7-20	Sept. 25	Colorado Springs
Kirtland Air Force Base	W	19-13	Oct. 2	Albuquerque
Northern Arizona	W	26-6	Oct. 16	Albuquerque
Denver	W	33-13	Nov. 13	Denver
Southwestern (Texas)	L	0-7	Jan. 1	El Paso

(Sun Bowl)

Coach: Willis Barnes

Captains: appointed by game

1944 (1-7 Overall)

Amarillo Air Force Base	L	2-21	Sept. 16	Albuquerque
Northern Arizona	W	47-14	Sept. 23	Albuquerque
Colorado College	L	7-25	Sept. 30	Albuquerque
West Texas State	L	0-6	Oct. 7	Albuquerque
Second Army Air Force	L	6-89	Oct. 14	El Paso
Colorado	L	0-39	Nov. 4	Pueblo
Denver	L	6-41	Nov. 11	Albuquerque
Texas Tech	L	7-13	Nov. 18	Lubbock

Coach: Willis Barnes

Captains: appointed by game

1945 (6-1-1 Overall)

Eastern New Mexico	W	78-0	Sept. 22	Albuquerque
Lubbock Air Force Base	W	39-0	Sept. 29	Albuquerque
West Texas State	W	13-0	Oct. 6	Canyon
Colorado College	W	6-4	Oct. 13	Colorado Springs
Colorado	W	12-6	Nov. 3	Albuquerque
Utah	L	20-21	Nov. 10	Albuquerque
Texas Tech	T	6-6	Nov. 21	Albuquerque
Denver (Sun Bowl)	W	34-24	Jan. 1	El Paso

Coach: Willis Barnes

Captains: appointed by game

1946 (5-5-2 Overall, 4-2-1 Border)

Northern Arizona	W	12-7	Sept. 21	Albuquerque
Utah	L	14-56	Sept. 28	Salt Lake City
West Texas State	W	6-0	Oct. 4	Albuquerque
New Mexico State	W	7-6	Oct. 12	Las Cruces
Hardin-Simmons	L	0-49	Oct. 18	Albuquerque
Colorado	L	13-14	Oct. 26	Boulder
Texas-El Paso	W	21-13	Nov. 2	Albuquerque
Texas Tech	L	0-27	Nov. 9	Albuquerque
Arizona	T	13-13	Nov. 16	Albuquerque
Kansas State	W	14-7	Nov. 23	Albuquerque
Leil Alums	L	14-19	Dec. 22	Honolulu

(Pineapple Bowl)

Montana State T 13-13 Jan. 1 San Diego

(Harbor Bowl)

Coach: Willis Barnes

Captains: appointed by game

1947 (4-5-1 Overall, 1-5-1 Border)

Arizona State	L	12-25	Sept. 27	Albuquerque
Kansas State	W	20-18	Oct. 4	Manhattan
New Mexico State	W	20-0	Oct. 11	Albuquerque
Hardin-Simmons	L	7-33	Oct. 18	Abilene
Arizona	L	12-22	Oct. 25	Tucson
Texas-El Paso	T	20-20	Nov. 1	El Paso
Fresno State	W	34-3	Nov. 8	Albuquerque
Drake	W	8-7	Nov. 15	Albuquerque
Texas Tech	L	20-26	Nov. 22	Albuquerque
West Texas State	L	18-28	Nov. 29	Albuquerque

Coach: Berl Huffman

Captains: Lou Cullen, George Hughes

1948 (2-9 Overall, 1-6 Border)

Colorado	W	9-6	Sept. 25	Boulder
Texas	L	0-47	Oct. 2	Austin
New Mexico State	W	61-0	Oct. 9	Albuquerque
Hardin-Simmons	L	19-28	Oct. 16	Albuquerque
Texas-El Paso	L	13-27	Oct. 23	Albuquerque
Fresno State	L	14-20	Oct. 30	Fresno
Arizona	L	6-14	Nov. 6	Albuquerque
Drake	L	0-14	Nov. 13	Des Moines
Texas Tech	L	7-14	Nov. 20	Lubbock
West Texas State	L	0-19	Nov. 27	Canyon
Arizona State	L	17-28	Dec. 14	Tempe

Coach: Berl Huffman

Captains: appointed by game

1949 (2-8 Overall, 1-6 Border)

Wyoming	L	14-41	Sept. 24	Albuquerque
New Mexico State	W	14-13	Sept. 30	Las Cruces
Rice	L	0-55	Oct. 8	Houston
Hardin-Simmons	L	7-34	Oct. 15	Odessa
Texas-El Paso	L	0-7	Oct. 22	El Paso
Arizona State	L	19-28	Oct. 29	Albuquerque
Arizona	L	14-46	Nov. 5	Tucson
Colorado	W	17-15	Nov. 12	Albuquerque
Texas Tech	L	0-27	Nov. 19	Albuquerque
West Texas State	L	13-41	Nov. 26	Albuquerque

Coach: Berl Huffman

Captains: appointed by game

1950 (2-8 Overall, 2-5 Border)

Northern Arizona	W	78-0	Sept. 23	Albuquerque
Arizona State	L	0-41	Sept. 30	Tempe
New Mexico State	W	26-13	Oct. 7	Albuquerque
West Texas State	L	6-45	Oct. 14	Amarillo
Texas-El Paso	L	13-41	Oct. 21	Albuquerque
Wyoming	L	0-44	Oct. 28	Laramie
Arizona	L	0-38	Nov. 4	Albuquerque
Army	L	0-51	Nov. 11	West Point
Bradley	L	19-20	Nov. 18	Albuquerque
Texas Tech	L	12-37	Nov. 25	Lubbock

Coach: Dudley DeGroot

Captains: appointed by game

1951 (4-7 Overall, 2-4 Skyline)

Northern Arizona	W	55-6	Sept. 22	Albuquerque
Montana	L	7-25	Sept. 29	Missoula
New Mexico State	W	20-0	Oct. 6	Las Cruces
Denver	L	17-33	Oct. 13	Denver
Texas-El Paso	L	7-32	Oct. 20	El Paso
Colorado State	L	15-20	Oct. 27	Albuquerque
Arizona	L	20-32	Nov. 3	Tucson
Wyoming	L	7-41	Nov. 10	Albuquerque
Brigham Young	W	34-0	Nov. 17	Albuquerque
Texas Tech	L	14-60	Nov. 24	Albuquerque
Utah State	W	17-13	Dec. 1	Albuquerque

Coach: Dudley DeGroot

Captains: appointed by game

1952 (7-2 Overall, 5-1 Skyline)

Brigham Young	L	10-14	Sept. 27	Provo
New Mexico State	W	23-0	Oct. 4	Albuquerque
Wyoming	W	7-0	Oct. 18	Laramie
Texas-El Paso	W	14-13	Oct. 25	El Paso
Arizona	L	7-13	Nov. 1	Albuquerque
Denver	W	15-0	Nov. 8	Denver
Colorado State	W	3-0	Nov. 15	Albuquerque
Montana	W	12-6	Nov. 22	Albuquerque
Utah State	W	28-0	Dec. 6	Albuquerque

Coach: Dudley DeGroot

Captains: Floyd J. Barger, Glenn Campbell

1953 (5-3-1 Overall, 3-2-1 Skyline)

Utah State	L	0-6	Sept. 26	Logan
Brigham Young	T	12-12	Oct. 3	Albuquerque
Arizona	L	0-20	Oct. 10	Tucson
San Diego State	W	41-12	Oct. 17	Albuquerque
Montana	W	41-13	Oct. 24	Missoula
Denver	W	20-18	Oct. 31	Albuquerque
New Mexico State	W	28-6	Nov. 7	Las Cruces
Wyoming	W	9-7	Nov. 14	Albuquerque
Colorado State	L	3-9	Nov. 21	Fort Collins

Coach: Bob Titchenal

Captain: James Bruening

NEW MEXICO FOOTBALL 2008

1954 (5-5 Overall, 3-3 Skyline)

Brigham Young	W	21-12	Sept. 18	Provo
San Diego State	W	28-7	Sept. 25	San Diego
Utah State	L	0-6	Oct. 2	Albuquerque
Wyoming	L	7-9	Oct. 16	Laramie
Arizona	L	7-41	Oct. 23	Albuquerque
Denver	L	6-19	Oct. 29	Denver
Montana	W	20-14	Nov. 6	Albuquerque
Colorado State	W	10-7	Nov. 13	Albuquerque
New Mexico State	W	39-27	Nov. 20	Albuquerque
San Jose State	L	14-16	Nov. 27	San Jose

Coach: Bob Titchenal
Captain: Larry White

1955 (2-8 Overall, 1-5 Skyline)

New Mexico State	W	14-7	Sept. 17	Albuquerque
Colorado State	L	0-25	Sept. 24	Fort Collins
Texas-El Paso	L	0-34	Oct. 1	Albuquerque
Utah State	L	0-18	Oct. 8	Logan
San Jose State	L	0-14	Oct. 15	Albuquerque
Montana	L	14-19	Oct. 22	Missoula
Denver	L	6-33	Oct. 29	Albuquerque
Wyoming	L	0-20	Nov. 12	Albuquerque
Arizona	L	6-27	Nov. 19	Tucson
Brigham Young	W	21-16	Nov. 26	Albuquerque

Coach: Bob Titchenal
Captains: Jimmy Juarez, Joe Murphy

1956 (4-6 Overall, 2-4 Skyline)

New Mexico State	W	14-6	Sept. 22	Las Cruces
Utah State	W	27-19	Sept. 29	Albuquerque
Texas-El Paso	L	0-34	Oct. 6	El Paso
Wyoming	L	13-20	Oct. 13	Laramie
Arizona	L	12-26	Oct. 20	Albuquerque
Denver	L	24-20	Oct. 26	Denver
Brigham Young	L	12-33	Nov. 3	Provo
Montana	W	14-13	Nov. 17	Albuquerque
San Diego State	W	34-6	Nov. 24	Albuquerque
Colorado State	L	27-28	Dec. 1	Albuquerque

Coach: Dick Clausen
Captains: appointed by game

1957 (4-6 Overall, 2-4 Skyline)

New Mexico State	W	25-7	Sept. 21	Albuquerque
Colorado State	W	30-7	Sept. 28	Fort Collins
Texas-El Paso	L	13-15	Oct. 5	Albuquerque
Utah State	W	14-10	Oct. 12	Logan
Arizona	W	27-0	Oct. 19	Tucson
Montana	L	6-21	Oct. 26	Missoula
Denver	L	0-19	Nov. 1	Albuquerque
Wyoming	L	13-20	Nov. 16	Albuquerque
Air Force	L	0-31	Nov. 23	Colorado Springs
Brigham Young	L	12-14	Nov. 30	Albuquerque

Coach: Dick Clausen
Captains: Jerry Nesbitt, Glen Hakes

1958 (7-3 Overall, 5-1 Skyline)

New Mexico State	W	16-7	Sept. 20	Las Cruces
Texas-El Paso	L	7-15	Sept. 27	El Paso
Montana	W	44-16	Oct. 4	Albuquerque
Utah State	W	34-14	Oct. 11	Albuquerque
Arizona	W	33-13	Oct. 18	Albuquerque
Wyoming	W	13-12	Oct. 25	Laramie
Denver	W	21-15	Oct. 31	Denver
Brigham Young	L	19-36	Nov. 8	Provo
Colorado State	W	17-12	Nov. 15	Albuquerque
Air Force	L	7-45	Nov. 22	Albuquerque

Coach: Marv Levy
Captains: Mason Rose, Don Perkins

1959 (7-3 Overall, 4-2 Skyline)

New Mexico State	L	12-29	Sept. 19	Albuquerque
Colorado State	L	9-14	Sept. 26	Fort Collins
Texas-El Paso	W	17-7	Oct. 3	Albuquerque
Utah State	W	28-6	Oct. 10	Logan
Arizona	W	28-7	Oct. 17	Tucson
Montana	W	55-14	Oct. 24	Missoula
Denver	W	42-0	Oct. 31	Albuquerque
Brigham Young	W	21-6	Nov. 7	Albuquerque
Wyoming	L	20-25	Nov. 14	Albuquerque
Air Force	W	28-27	Nov. 21	Denver

Coach: Marv Levy
Captains: John Garber, Don Perkins

1960 (5-5 Overall, 4-2 Skyline)

University of Mexico	W	77-6	Sept. 17	Albuquerque
Wyoming	L	3-13	Sept. 24	Laramie
Texas-El Paso	L	17-23	Oct. 1	El Paso
New Mexico State	L	0-34	Oct. 8	Albuquerque
Utah State	L	7-46	Oct. 15	Albuquerque
Arizona	L	14-26	Oct. 22	Albuquerque
Denver	W	41-6	Oct. 28	Denver
Brigham Young	W	27-15	Nov. 5	Provo
Colorado State	W	24-6	Nov. 12	Albuquerque
Montana	W	24-7	Nov. 19	Albuquerque

Coach: Bill Weeks
Captain: George Friberg

1961 (7-4 Overall, 3-3 Skyline)

New Mexico State	W	41-7	Sept. 23	Albuquerque
Montana	L	8-40	Sept. 30	Missoula
Texas-El Paso	W	7-6	Oct. 7	Albuquerque
Utah State	L	7-41	Oct. 14	Logan
Arizona	L	21-22	Oct. 21	Tucson
Air Force	W	21-6	Oct. 28	Albuquerque
Utah	W	21-16	Nov. 4	Albuquerque
Wyoming	L	7-33	Nov. 11	Albuquerque
Colorado State	W	20-8	Nov. 18	Fort Collins
Brigham Young	W	34-6	Nov. 25	Albuquerque
Western Michigan	W	28-12	Dec. 9	Dayton

(Aviation Bowl)
Coach: Bill Weeks
Captains: Jay McNitt, Chuck Cummings

1962 (7-2-1 Overall, 2-1-1 WAC)

WAC Champs

New Mexico State	W	28-17	Sept. 15	Albuquerque
Wyoming	W	25-21	Sept. 22	Laramie
Arizona	W	35-25	Sept. 29	Albuquerque
Texas-El Paso	L	14-16	Oct. 6	El Paso
Utah State	W	14-13	Oct. 13	Albuquerque
Utah	T	7-7	Oct. 20	Salt Lake
San Jose State	W	25-13	Oct. 27	San Jose
Brigham Young	L	0-27	Nov. 3	Provo
Colorado State	W	21-8	Nov. 10	Albuquerque
Montana	W	41-12	Nov. 17	Albuquerque

Coach: Bill Weeks
Captains: Bobby Santiago, John Kosor

1963 (6-4 Overall, 3-1 WAC)

WAC Champs

Texas-El Paso	W	23-7	Sept. 28	Albuquerque
Utah	L	6-19	Oct. 5	Albuquerque
Utah State	L	14-47	Oct. 12	Logan
New Mexico State	L	12-13	Oct. 19	Las Cruces
Montana	W	24-6	Oct. 26	Albuquerque
Colorado State	W	25-0	Nov. 2	Fort Collins
Wyoming	W	17-6	Nov. 9	Albuquerque
Air Force	L	8-30	Nov. 16	Albuquerque
Brigham Young	W	26-0	Nov. 30	Albuquerque
Arizona	W	22-15	Dec. 7	Tucson

Coach: Bill Weeks
Captains: Eddie Stokes, Scott Henington

1964 (9-2 Overall, 3-1 WAC)

WAC Tri-Champs

Utah	L	0-16	Sept. 19	Salt Lake
Montana	W	20-10	Sept. 26	Albuquerque
Brigham Young	W	26-14	Oct. 2	Provo
Arizona	W	10-7	Oct. 10	Albuquerque
Utah State	L	3-14	Oct. 17	Albuquerque
New Mexico State	W	18-14	Oct. 24	Albuquerque
Wyoming	W	17-6	Oct. 31	Laramie
Texas-El Paso	W	20-12	Nov. 7	El Paso
Colorado State	W	42-9	Nov. 14	Albuquerque
Hawai'i	W	20-0	Nov. 20	Honolulu
Kansas State	W	9-7	Nov. 28	Albuquerque

Coach: Bill Weeks
Captains: Chuck Kelly, Wayne Tvrdik

1965 (3-7 Overall, 2-3 WAC)

Texas-El Paso	L	14-35	Sept. 25	Albuquerque
Colorado State	L	22-27	Oct. 2	Fort Collins
Arizona	W	24-2	Oct. 9	Tucson
Utah	W	13-10	Oct. 16	Albuquerque
Arizona State	L	14-27	Oct. 23	Tempe
San Jose State	L	7-27	Oct. 30	Albuquerque
Wyoming	L	9-27	Nov. 6	Albuquerque
New Mexico State	L	6-20	Nov. 13	Las Cruces
Iowa State	W	10-9	Nov. 20	Albuquerque
Brigham Young	L	8-42	Nov. 27	Albuquerque

Coach: Bill Weeks
Captains: Stan Quintana, Dave Hettema

1966 (2-8 Overall, 0-5 WAC)

Utah State	W	17-8	Sept. 17	Albuquerque
Kansas State	W	28-8	Sept. 24	Manhattan
Texas-El Paso	L	3-51	Oct. 1	El Paso
Arizona	L	15-36	Oct. 8	Albuquerque
Wyoming	L	7-37	Oct. 15	Laramie
Brigham Young	L	6-33	Oct. 22	Albuquerque
Utah	L	0-27	Oct. 29	Salt Lake City
Colorado State	L	6-45	Nov. 5	Albuquerque
New Mexico State	L	12-47	Nov. 12	Albuquerque
Arizona State	L	7-28	Nov. 19	Tempe

Coach: Bill Weeks
Captains: Wally Seis, Albert O'Neal

1967 (1-9 Overall, 0-5 WAC)

Idaho State	W	24-3	Sept. 16	Albuquerque
Brigham Young	L	14-44	Sept. 23	Provo
Iowa State	L	12-17	Sept. 30	Ames
Utah	L	27-42	Oct. 7	Albuquerque

Arizona State	L	23-56	Oct. 14	Albuquerque
San Jose State	L	14-52	Oct. 21	San Jose
Texas-El Paso	L	12-75	Oct. 27	Albuquerque
Arizona	L	13-48	Nov. 4	Tucson
Wyoming	L	6-42	Nov. 11	Albuquerque
New Mexico State	L	7-54	Nov. 18	Albuquerque

Coach: Bill Weeks
Captains: Jim Boller, Rex Hennington

1968 (0-10 Overall, 0-7 WAC)

Colorado State	L	13-21	Sept. 14	Albuquerque
Texas-El Paso	L	15-44	Sept. 21	El Paso
Arizona	L	8-19	Sept. 28	Albuquerque
Kansas	L	7-68	Oct. 5	Lawrence
Utah	L	7-30	Oct. 12	Salt Lake
San Jose State	L	24-55	Oct. 19	Albuquerque
Wyoming	L	6-35	Oct. 26	Laramie
Arizona State	L	28-63	Nov. 2	Tempe
New Mexico State	L	6-33	Nov. 16	Albuquerque
Brigham Young	L	6-35	Nov. 23	Albuquerque

Coach: Rudy Feldman
Captains: David Harris, Ace Hendricks, John Pautsch

1969 (4-6 Overall, 1-5 WAC)

Army	L	14-31	Sept. 20	West Point
Texas-El Paso	L	6-21	Sept. 27	Albuquerque
Kansas	W	16-7	Oct. 4	Albuquerque
Brigham Young	L	15-41	Oct. 11	Provo
Utah	L	0-24	Oct. 18	Albuquerque
Arizona	L	28-52	Oct. 25	Tucson
San Jose State	W	27-24	Nov. 1	San Jose
Arizona State	L	17-48	Nov. 8	Albuquerque
Wyoming	W	24-12	Nov. 15	Albuquerque
New Mexico State	W	24-21	Nov. 22	Las Cruces

Coach: Rudy Feldman
Captains: Willie Shaw, Rocky Long

1970 (7-3 Overall, 5-1 WAC)

Iowa State	L	3-32	Sept. 19	Albuquerque
Utah	W	34-28	Sept. 26	Salt Lake City
Kansas	L	23-49	Oct. 3	Lawrence
San Jose State	W	48-25	Oct. 10	Albuquerque
New Mexico State	W	24-17	Oct. 17	Albuquerque
Wyoming	W	17-7	Oct. 24	Laramie
Texas-El Paso	W	35-16	Oct. 31	El Paso
Arizona	W	35-7	Nov. 7	Albuquerque
Brigham Young	W	51-8	Nov. 14	Albuquerque
Arizona State	L	21-33	Nov. 21	Tempe

Coach: Rudy Feldman
Captains: Sam Scarber, Rodney Wallace

1971 (6-3-2 Overall, 5-1 WAC)

Texas Tech	W	13-10	Sept. 18	Lubbock
Iowa State	L	20-44	Sept. 25	Albuquerque
Brigham Young	W	14-0	Oct. 1	Provo
New Mexico State	T	35-35	Oct. 9	Albuquerque
San Jose State	T	21-21	Oct. 16	San Jose
Arizona State	L	28-60	Oct. 23	Albuquerque
Arizona	W	34-28	Oct. 30	Tucson
Utah	W	57-39	Nov. 6	Albuquerque
Texas-El Paso	W	49-13	Nov. 13	Albuquerque
Wyoming	W	49-14	Nov. 20	Albuquerque
Hawai'i	L	21-28	Nov. 27	Honolulu

Coach: Rudy Feldman
Captains: Rocky Long, Herman Fredenberg, Bob Gaines

1972 (3-8 Overall, 2-4 WAC)

New Mexico State	W	55-20	Sept. 16	Albuquerque
Texas Tech	L	16-41	Sept. 23	Albuquerque
Iowa State	L	0-31	Sept. 30	Ames
Wyoming	W	17-14	Oct. 7	Laramie
Arizona	L	15-27	Oct. 14	Albuquerque
Texas-El Paso	W	56-7	Oct. 21	El Paso
Utah	L	14-59	Oct. 28	Salt Lake
San Jose State	L	7-14	Nov. 4	Albuquerque
Arizona State	L	7-60	Nov. 11	Tempe
Houston	L	14-33	Nov. 18	Houston
Brigham Young	L	7-21	Nov. 25	Albuquerque

Coach: Rudy Feldman
Captains: John Urban, George Oakes

1973 (4-7 Overall, 3-4 WAC)

New Mexico State	W	48-6	Sept. 15	Albuquerque
Texas Tech	L	7-41	Sept. 22	Lubbock
Air Force	L	6-10	Sept. 29	Colorado Springs
Arizona State	L	24-67	Oct. 6	Albuquerque
Arizona	L	14-22	Oct. 13	Tucson
Texas-El Paso	W	49-0	Oct. 20	Albuquerque
San Jose State	L	0-15	Oct. 27	San Jose
Brigham Young	L	21-56	Nov. 3	Provo
Utah	L	35-36	Nov. 10	Albuquerque
Wyoming	W	23-21	Nov. 17	Albuquerque
Colorado State	W	30-13	Nov. 24	Fort Collins

Coach: Rudy Feldman
Captains: Rich Diller, Don Woods, Don Hubbard

NEW MEXICO FOOTBALL 2008



GAME-BY-GAME RESULTS

1974 (4-6-1 Overall, 3-4 WAC)

Colorado State	W	32-23	Sept. 14	Albuquerque
Texas Tech	T	21-21	Sept. 21	Albuquerque
Arizona	L	10-15	Sept. 28	Albuquerque
Iowa State	L	3-27	Oct. 5	Ames
San Jose State	L	11-13	Oct. 12	Albuquerque
Wyoming	W	32-21	Oct. 19	Laramie
Arizona State	L	7-41	Oct. 26	Tempe
New Mexico State	W	26-24	Nov. 2	Albuquerque
Utah	L	10-21	Nov. 9	Salt Lake
Brigham Young	L	3-36	Nov. 16	Albuquerque
Texas-El Paso	W	37-21	Nov. 23	El Paso

Coach: Bill Mondt

Captains: appointed by game

1975 (6-5 Overall, 4-3 WAC)

Fresno State	W	29-0	Sept. 13	Albuquerque
Texas Tech	L	17-24	Sept. 20	Lubbock
Colorado State	L	16-27	Sept. 27	Albuquerque
Brigham Young	L	15-16	Oct. 3	Provo
Arizona State	L	10-16	Oct. 11	Albuquerque
Utah	W	27-23	Oct. 18	Albuquerque
Arizona	W	44-34	Oct. 25	Tucson
Texas-El Paso	W	23-3	Nov. 1	Albuquerque
San Jose State	L	29-20	Nov. 8	San Jose
Wyoming	W	38-32	Nov. 15	Albuquerque
New Mexico State	W	52-28	Nov. 22	Las Cruces

Coach: Bill Mondt

Captains: Steve Myer, Randy Rich

1976 (4-7 Overall, 3-4 WAC)

Texas El-Paso	W	25-7	Sept. 18	El Paso
Texas Tech	L	16-20	Sept. 25	Albuquerque
Colorado State	W	33-20	Oct. 2	Fort Collins
San Jose State	W	36-30	Oct. 9	Albuquerque
Wyoming	L	23-24	Oct. 16	Laramie
Arizona State	L	15-31	Oct. 23	Tempe
New Mexico State	L	7-16	Oct. 30	Albuquerque
Utah	L	31-34	Nov. 6	Salt Lake
Brigham Young	L	8-21	Nov. 13	Albuquerque
Arizona	W	21-15	Nov. 20	Albuquerque
San Diego State	L	14-17	Nov. 27	San Diego

Coach: Bill Mondt

Captains: Robin Cole, Dave Green

1977 (5-7 Overall, 2-5 WAC)

Hawai'i	W	35-26	Sept. 10	Honolulu
Texas Tech	L	14-49	Sept. 17	Lubbock
Colorado	L	7-42	Sept. 24	Boulder
Brigham Young	L	19-54	Sept. 30	Provo
Arizona State	L	24-45	Oct. 8	Albuquerque
Wichita State	W	22-17	Oct. 15	Albuquerque
Colorado State	L	9-14	Oct. 22	Fort Collins
New Mexico State	W	35-13	Oct. 29	Las Cruces
Texas-El Paso	W	33-17	Nov. 5	Albuquerque
Arizona	L	13-15	Nov. 12	Tucson
Wyoming	L	21-23	Nov. 19	Albuquerque
Utah	W	41-24	Nov. 26	Albuquerque

Coach: Bill Mondt

Captains: Preston Dennard, Jake Gonzales, Smokey Turman, Marion Chapman

1978 (7-5 Overall, 3-3 WAC)

Hawai'i	L	16-22	Sept. 9	Honolulu
Wichita State	W	16-14	Sept. 16	Wichita
Nevada-Las Vegas	W	24-0	Sept. 23	Albuquerque
Brigham Young	L	23-27	Sept. 30	Albuquerque
Wyoming	W	19-15	Oct. 7	Laramie
Texas Tech	L	23-36	Oct. 14	Albuquerque
New Mexico State	W	35-20	Oct. 21	Albuquerque
Texas-El Paso	W	21-0	Oct. 28	El Paso
Utah	W	24-12	Nov. 4	Salt Lake
Colorado State	L	15-26	Nov. 11	Albuquerque
Pacific	W	44-6	Nov. 18	Albuquerque
San Diego State	L	24-27	Nov. 25	San Diego

Coach: Bill Mondt

Captains: appointed by game

1979 (6-6 Overall, 3-4 WAC)

Louisiana Tech	W	34-0	Sept. 1	Albuquerque
Oregon State	W	35-16	Sept. 8	Albuquerque
Texas Tech	L	7-17	Sept. 15	Lubbock
Hawai'i	L	3-20	Sept. 22	Honolulu
New Mexico State	W	30-16	Sept. 29	Las Cruces
San Diego State	L	7-35	Oct. 6	Albuquerque
Nevada-Las Vegas	L	20-28	Oct. 13	Las Vegas
Texas-El Paso	W	20-0	Oct. 20	Albuquerque
Brigham Young	L	7-59	Oct. 27	Provo
Utah	L	7-26	Nov. 3	Albuquerque
Colorado State	W	24-9	Nov. 10	Fort Collins
Wyoming	W	17-3	Nov. 17	Albuquerque

Coach: Bill Mondt

Captains: appointed by game

1980 (4-7 Overall, 3-4 WAC)

Brigham Young	W	25-21	Sept. 6	Albuquerque
Missouri	L	16-47	Sept. 13	Columbia
Texas Tech	L	17-28	Sept. 20	Lubbock
New Mexico State	W	52-19	Sept. 27	Albuquerque
Wyoming	W	24-21	Oct. 4	Laramie
Colorado State	L	26-31	Oct. 11	Albuquerque
Hawai'i	L	14-31	Oct. 18	Albuquerque
Texas-El Paso	W	22-21	Oct. 25	El Paso
Nevada-Las Vegas	L	7-72	Nov. 1	Albuquerque
Utah	L	21-49	Nov. 8	Salt Lake
San Diego State	L	22-24	Nov. 22	San Diego

Coach: Joe Morrison

Captains: appointed by game

1981 (4-7-1 Overall, 3-4-1 WAC)

Houston	L	10-21	Sept. 5	Houston
Nevada-Las Vegas	L	42-49	Sept. 12	Las Vegas
Texas Tech	L	21-28	Sept. 19	Lubbock
Air Force	W	27-10	Sept. 26	Albuquerque
San Diego State	L	15-17	Oct. 3	Albuquerque
Texas-El Paso	W	26-3	Oct. 10	Albuquerque
Hawai'i	L	13-23	Oct. 17	Honolulu
New Mexico State	W	17-13	Oct. 24	Las Cruces
Brigham Young	L	7-31	Oct. 31	Provo
Utah	T	7-7	Nov. 7	Albuquerque
Colorado State	W	28-16	Nov. 14	Fort Collins
Wyoming	L	12-13	Nov. 21	Albuquerque

Coach: Joe Morrison

Captains: appointed by game

1982 (10-1 Overall, 6-1 WAC)

Wyoming	W	41-20	Sept. 4	Laramie
Texas Tech	W	14-0	Sept. 11	Albuquerque
Nevada-Las Vegas	W	49-21	Sept. 18	Albuquerque
Air Force	W	49-37	Oct. 2	Colorado Springs
Brigham Young	L	12-40	Oct. 9	Albuquerque
San Diego State	W	22-17	Oct. 16	San Diego
New Mexico State	W	66-14	Oct. 23	Albuquerque
North Texas State	W	20-17	Oct. 30	Denton
Texas-El Paso	W	31-18	Nov. 6	El Paso
Colorado State	W	29-24	Nov. 13	Albuquerque
Hawai'i	W	41-17	Nov. 18	Albuquerque

Coach: Joe Morrison

Captains: appointed by game

1983 (6-6 Overall, 4-3 WAC)

Utah	W	17-7	Sept. 3	Albuquerque
Tennessee	L	6-31	Sept. 10	Knoxville
Arkansas	L	0-17	Sept. 17	Little Rock
New Mexico State	W	31-0	Sept. 24	Las Cruces
North Texas State	L	8-18	Oct. 1	Albuquerque
Texas Tech	W	30-10	Oct. 8	Lubbock
Brigham Young	L	21-66	Oct. 15	Provo
Hawai'i	L	16-25	Oct. 22	Honolulu
Colorado State	L	24-25	Oct. 29	Fort Collins
Wyoming	W	17-10	Nov. 5	Albuquerque
Texas-El Paso	W	35-0	Nov. 12	Albuquerque
San Diego State	W	34-14	Nov. 19	Albuquerque

Coach: Joe Lee Dunn

Captains: appointed by game

1984 (4-8 Overall, 1-7 WAC)

New Mexico State	W	61-21	Sept. 8	Albuquerque
West Texas State	W	27-0	Sept. 15	Albuquerque
Texas Tech	W	29-24	Sept. 22	Albuquerque
Texas-El Paso	W	34-7	Sept. 29	El Paso
Utah	L	14-38	Oct. 5	Salt Lake
Colorado State	L	10-16	Oct. 13	Albuquerque
Wyoming	L	21-59	Oct. 20	Laramie
Brigham Young	L	0-48	Oct. 25	Albuquerque
Baylor	L	2-38	Nov. 3	Waco
Air Force	L	9-23	Nov. 10	Albuquerque
San Diego State	L	31-37	Nov. 17	San Diego
Hawai'i	L	13-48	Nov. 24	Honolulu

Coach: Joe Lee Dunn

Captains: appointed by game

1985 (3-8 Overall, 2-6 WAC)

Texas Tech	L	31-32	Sept. 7	Lubbock
New Mexico State	W	34-27	Sept. 14	Las Cruces
Air Force	L	12-49	Sept. 28	Albuquerque
Nebraska	L	7-38	Oct. 5	Lincoln
Colorado State	L	28-45	Oct. 12	Albuquerque
Brigham Young	L	23-45	Oct. 19	Albuquerque
Hawai'i	L	17-27	Oct. 26	Albuquerque
Texas-El Paso	W	27-23	Nov. 2	El Paso
Utah	L	49-58	Nov. 9	Salt Lake
Wyoming	W	41-16	Nov. 16	Albuquerque
San Diego State	L	20-55	Nov. 23	San Diego

Coach: Joe Lee Dunn

Captains: appointed by game

1986 (4-8 Overall, 2-5 WAC)

Tennessee	L	21-35	Sept. 6	Knoxville
Brigham Young	L	30-31	Sept. 13	Provo
Texas Tech	L	7-14	Sept. 20	Lubbock
San Diego State	L	34-38	Sept. 27	Albuquerque
Hawai'i	L	10-27	Oct. 4	Honolulu
Texas-El Paso	W	24-22	Oct. 11	Albuquerque
Utah	W	47-43	Oct. 18	Albuquerque
New Mexico State	W	45-14	Oct. 25	Albuquerque
Wyoming	L	25-35	Nov. 1	Laramie
Tulsa	L	27-34	Nov. 8	Albuquerque
Colorado State	L	27-32	Nov. 15	Fort Collins
Memphis State	W	20-13	Nov. 22	Memphis

Coach: Joe Lee Dunn

Captains: appointed by game

1987 (0-11 Overall, 0-8 WAC)

Utah	L	20-24	Sept. 5	Salt Lake
New Mexico State	L	14-17	Sept. 12	Las Cruces
Arizona	L	9-20	Sept. 19	Tucson
Brigham Young	L	25-45	Sept. 26	Albuquerque
Hawai'i	L	31-41	Oct. 10	Albuquerque
Colorado State	L	13-35	Oct. 24	Fort Collins
Texas-El Paso	L	0-34	Oct. 31	El Paso
Wyoming	L	16-59	Nov. 7	Albuquerque
Air Force	L	26-73	Nov. 14	Albuquerque
San Diego State	L	30-53	Nov. 21	San Diego
Arkansas	L	25-43	Nov. 28	Little Rock

Coach: Mike Sheppard

Captains: Kirk Allen, Terence Donaldson, Barry Garrison, Fred Mady

1988 (2-10 Overall, 1-7 WAC)

Fresno State	L	21-68	Sept. 3	Albuquerque
New Mexico State	W	36-34	Sept. 10	Las Cruces
Texas Tech	L	0-47	Sept. 17	Austin
Akron	L	28-30	Sept. 24	Albuquerque
Air Force	L	14-63	Oct. 1	Colorado Springs
Utah	L	27-33	Oct. 8	Albuquerque
Wyoming	L	7-55	Oct. 15	Laramie
Texas-El Paso	L	0-37	Oct. 22	Albuquerque
Brigham Young	L	0-65	Oct. 29	Provo
Hawai'i	L	3-45	Nov. 5	Honolulu
Colorado State	W	24-23	Nov. 12	Albuquerque
San Diego State	L	10-18	Nov. 19	Albuquerque

Coach: Mike Sheppard

Captains: John Duff, Scott Howard, Art Martinez, Phillip Vaughan

1989 (2-10 Overall, 0-7 WAC)

Brigham Young	L	3-24	Sept. 2	Albuquerque
New Mexico State	W	45-13	Sept. 9	Albuquerque
Texas Tech	L	20-27	Sept. 16	Lubbock
Tulsa	L	33-35	Sept. 23	Tulsa
Hawai'i	L	14-60	Sept. 30	Honolulu
Colorado State	L	20-34	Oct. 7	Albuquerque
Texas-El Paso	L	7-26	Oct. 14	El Paso
Florida	L	21-27	Oct. 21	Gainesville
Wyoming	L	23-24	Oct. 28	Albuquerque
San Diego State	L	28-45	Nov. 4	San Diego
Utah	L	39-41	Nov. 11	Salt Lake
Fresno State	W	45-22	Nov. 18	Albuquerque

Coach: Mike Sheppard

Captains: Brett Heber, Terance Mathis, Nate Morris, Jay Schultz

1990 (2-10 Overall, 1-6 WAC)

New Mexico State	W	29-12	Sept. 1	Las Cruces
Fresno State	L	17-24	Sept. 8	Fresno
Arizona	L	10-25	Sept. 15	Albuquerque
Texas Tech	L	32-34	Sept. 22	Albuquerque
Kansas State	L	6-38	Sept. 29	Manhattan
Texas-El Paso	W	48-28	Oct. 6	Albuquerque
Wyoming	L	22-25	Oct. 13	Laramie
Colorado State	L	7-47	Oct. 20	Fort Collins
Brigham Young	L	31-55	Oct. 29	Provo
Hawai'i	L	16-43	Nov. 3	Honolulu
Utah	L	27-29	Nov. 10	Albuquerque
San Diego State	L	34-40	Nov. 17	Albuquerque

Coach: Mike Sheppard

Captains: John Bell, Kurt Jensen, Eric Morgan, Nate Morris

1991 (3-9 Overall, 2-6 WAC)

Texas-El Paso	L	19-35	Aug. 31	El Paso
TCU	L	7-60	Sept. 7	Ft. Worth
Hawai'i	L	13-35	Sept. 14	Honolulu
Nevada-Las Vegas	L	22-23	Sept. 21	Albuquerque
New Mexico State	W	17-10	Sept. 28	Albuquerque
Fresno State	L	17-94	Oct. 5	Fresno
San Diego State	L	24-38	Oct. 12	San Diego
Wyoming	L	19-39	Oct. 19	Albuquerque

NEW MEXICO FOOTBALL 2008



GAME-BY-GAME RESULTS

1992 (3-8 Overall, 2-6 WAC)

TCU	W	24-7	Sept. 5	Albuquerque
New Mexico State	L	39-42	Sept. 12	Las Cruces
SMU	L	13-20	Sept. 19	Albuquerque
Air Force	L	32-33	Sept. 26	Colorado
Springs				
San Diego State	L	21-49	Oct. 3	Albuquerque
Wyoming	L	21-35	Oct. 10	Laramie
Utah	W	24-7	Oct. 17	Albuquerque
Fresno State	L	28-31	Oct. 24	Fresno
Brigham Young	L	0-35	Nov. 7	Provo
Texas-El Paso	W	35-14	Nov. 14	Albuquerque
Colorado State	L	10-14	Nov. 21	Albuquerque

Coach: Dennis Franchione

Captains: Willie Barry, Jesse Becton, Stoney Case, Steve Green, Justin Hall, Klint Hall

1993 (6-5 Overall, 4-4 WAC)

Brigham Young	L	31-34	Sept. 4	Albuquerque
TCU	L	34-35	Sept. 11	Fort Worth
Fresno State	L	24-41	Sept. 18	Albuquerque
New Mexico State	W	42-7	Sept. 25	Albuquerque
Hawaii	W	41-14	Oct. 2	Albuquerque
Utah	W	42-35	Oct. 9	Salt Lake
San Diego State	L	17-20	Oct. 23	San Diego
Colorado State	L	20-21	Oct. 30	Ft. Collins
Idaho State	W	39-13	Nov. 6	Albuquerque
Wyoming	W	10-7	Nov. 13	Albuquerque
Texas-El Paso	W	35-29	Nov. 20	El Paso

Coach: Dennis Franchione

Captains: Justin Hall, Tuli Mateialona, Kenny Thomas, Ray Wilson

1994 (5-7 Overall, 4-4 WAC)

Texas Tech	L	31-37	Sept. 3	Lubbock
TCU	L	29-44	Sept. 10	Albuquerque
SMU	L	31-34	Sept. 17	Dallas
Brigham Young	L	47-49	Sept. 24	Provo
Colorado State	L	31-38	Oct. 1	Albuquerque
Hawaii	W	38-21	Oct. 8	Honolulu
San Diego State	L	13-20	Oct. 15	Albuquerque
New Mexico State	W	56-31	Oct. 22	Las Cruces
Fresno State	W	49-32	Oct. 29	Fresno
Utah	W	23-21	Nov. 5	Albuquerque
Wyoming	L	28-38	Nov. 12	Laramie
Texas-El Paso	W	25-21	Nov. 19	Albuquerque

Coach: Dennis Franchione

Captains: Stoney Case, Trent Coit, Dan Coverley, Alex Crowder, David Sloan

1995 (4-7 Overall, 2-6 WAC)

Northern Arizona	W	45-21	Sept. 2	Albuquerque
Utah	L	9-36	Sept. 16	Albuquerque
New Mexico State	W	36-24	Sept. 23	Albuquerque
Air Force	L	24-27	Sept. 30	Albuquerque
Fresno State	L	34-51	Oct. 7	Fresno
Hawaii	W	24-10	Oct. 14	Albuquerque
Colorado State	W	22-14	Oct. 21	Fort Collins
Texas Tech	L	7-34	Oct. 28	Albuquerque
San Diego State	L	29-38	Nov. 4	San Diego
Brigham Young	L	14-31	Nov. 11	Albuquerque
Texas-El Paso	L	12-17	Nov. 18	El Paso

Coach: Dennis Franchione

Captains: UNM's 12 seniors

1996 (6-5 Overall, 3-5 WAC)

New Mexico State	W	28-7	Aug. 29	Las Cruces
Northern Arizona	W	49-33	Sept. 7	Albuquerque
Central Florida	W	17-7	Sept. 14	Albuquerque
Brigham Young	L	14-17	Sept. 21	Provo
TCU	W	27-38	Sept. 28	Albuquerque
Rice	L	21-38	Oct. 5	Houston
San Diego State	L	42-48	Oct. 19	Albuquerque
SMU	L	31-52	Oct. 26	Dallas
Tulsa	W	34-23	Nov. 2	Tulsa
Utah	L	24-31	Nov. 9	Albuquerque
Texas-El Paso	W	44-17	Nov. 23	Albuquerque

Coach: Dennis Franchione

Captains: Jeff Houghtaling, Blake Irwin, Daniel Johnson, Donald Sellers, Brandon Turner

1997 (9-4 Overall, 6-2 WAC Mountain)

WAC Mountain Division Champion

Northern Arizona	W	33-10	Aug. 31	Albuquerque
New Mexico State	W	61-24	Sept. 6	Albuquerque
Texas-El Paso	W	38-20	Sept. 13	El Paso
Utah State	W	25-22	Sept. 20	Logan
SMU	W	22-15	Oct. 4	Albuquerque
San Diego State	W	36-21	Oct. 11	San Diego
Rice	L	23-35	Oct. 18	Albuquerque
Utah	L	10-15	Oct. 25	Salt Lake City
TCU	W	40-10	Nov. 1	Fort Worth
Brigham Young	W	38-28	Nov. 15	Albuquerque
Tulsa	W	51-13	Nov. 22	Albuquerque
Colorado State	L	13-41	Dec. 6	Las Vegas

(WAC Championship)

Arizona	L	14-20	Dec. 27	Tucson, Ariz.
---------	---	-------	---------	---------------

(Insight.com Bowl)

Coach: Dennis Franchione

Captains: Billy Austin, Blake Irwin, Graham Leigh, Scott McGarrahan, Chris Shelton

1998 (3-9 Overall, 1-7 WAC Pacific)

Idaho State	W	38-9	Sept. 5	Albuquerque
Utah State	W	39-36 (3OT)	Sept. 12	Albuquerque
New Mexico State	L	27-28	Sept. 19	Las Cruces
San Jose State	L	20-37	Sept. 26	San Jose
Air Force	L	14-56	Oct. 3	Colorado Springs
Texas-El Paso	L	19-22	Oct. 10	Albuquerque
San Diego State	L	33-36 (OT)	Oct. 17	Albuquerque
Hawaii	W	30-20	Oct. 24	Honolulu
Fresno State	L	20-28	Oct. 31	Albuquerque
Brigham Young	L	21-46	Nov. 7	Provo
Utah	L	7-41	Nov. 14	Albuquerque
Central Florida	L	6-38	Nov. 21	Orlando

Coach: Rocky Long

Captains: Lennox Gordon, Graham Leigh, Brian Urlacher, Chris Wallace

1999 (4-7 Overall, 3-4 Mountain West)

Texas-El Paso	L	10-13	Sept. 4	El Paso
New Mexico State	L	28-35	Sept. 11	Albuquerque
Northern Arizona	W	45-14	Sept. 18	Albuquerque
Boise State	L	9-20	Sept. 25	Boise
San Diego State	W	24-21	Oct. 9	San Diego
Brigham Young	L	7-31	Oct. 16	Albuquerque
UNLV	W	27-6	Oct. 30	Albuquerque
Colorado State	L	22-36	Nov. 6	Albuquerque
Utah	L	7-52	Nov. 13	Salt Lake City
Wyoming	L	28-42	Nov. 20	Laramie
Air Force	W	33-28	Nov. 27	Albuquerque

Coach: Rocky Long

Captains: Jason Carson, Henry Stephens, Brian Urlacher, Martinez Williams

2000 (5-7 Overall, 3-4 Mountain West)

Texas Tech	L	3-24	Aug. 26	Lubbock
Boise State	L	14-31	Sept. 2	Albuquerque
Oregon State	L	20-28	Sept. 9	Albuquerque
New Mexico State	W	16-13	Sept. 16	Las Cruces
Northern Arizona	W	35-28	Sept. 23	Albuquerque
Wyoming	W	45-10	Sept. 30	Albuquerque
Colorado State	L	14-17	Oct. 7	Fort Collins
Air Force	W	29-23	Oct. 21	Colorado Springs
Utah	W	10-3	Oct. 28	Albuquerque
San Diego State	L	16-17	Nov. 4	Albuquerque
UNLV	L	14-18	Nov. 11	Las Vegas
Brigham Young	L	13-37	Nov. 18	Provo

Coach: Rocky Long

Captains: Mike Barnett, Jarrod Baxter, Henry Stephens

2001 (6-5 Overall, 4-3 Mountain West)

UTEP	W	26-6	Sept. 1	Albuquerque
Texas Tech	L	30-42	Sept. 8	Lubbock
Baylor	L	13-16 (OT)	Sept. 22	Waco
Utah	L	16-37	Sept. 29	Salt Lake City
Wyoming	W	30-29	Oct. 6	Laramie
BYU	L	20-24	Oct. 13	Albuquerque
Air Force	W	52-33	Oct. 27	Albuquerque
San Diego State	W	20-15	Nov. 3	San Diego
UNLV	W	27-17	Nov. 10	Albuquerque
Colorado State	L	17-24	Nov. 17	Albuquerque
New Mexico State	W	53-0	Nov. 24	Albuquerque

Coach: Rocky Long

Captains: Jarrod Baxter, Rudy Caamano, Mohammed Konte, Brian Johnson, Jeremy Sorenson

2002 (7-7 Overall, 5-2 Mountain West)

North Carolina State	L	14-34	Aug. 24	Raleigh
Weber State	W	38-24	Aug. 31	Albuquerque
Air Force	L	31-38 (OT)	Sept. 7	Colorado Springs
Baylor	W	23-0	Sept. 14	Albuquerque
New Mexico State	L	13-24	Sept. 21	Las Cruces
Texas Tech	L	0-49	Sept. 27	Albuquerque
UNLV	W	25-16	Oct. 12	Las Vegas
Utah State	L	44-45 (OT)	Oct. 19	Logan
Utah	W	42-35 (2OT)	Oct. 26	Albuquerque
San Diego State	W	15-8	Nov. 9	Albuquerque
Brigham Young	W	20-16	Nov. 16	Provo
Colorado State	L	14-22	Nov. 23	Fort Collins
Wyoming	W	49-20	Nov. 30	Albuquerque
UCLA (Las Vegas Bowl)	L	13-27	Dec. 25	Las Vegas

Coach: Rocky Long

Captains: Dwight Counter, Hebrews Josue, Casey Kelly, Charles Moss

2003 (8-5 Overall, 5-2 Mountain West)

Texas State-San Marcos	W	72-8	Aug. 30	Albuquerque
Texas Tech	L	28-42	Sept. 6	Lubbock
Brigham Young	L	7-10	Sept. 13	Albuquerque
Washington State	L	13-23	Sept. 20	Pullman
New Mexico State	W	24-17	Sept. 27	Albuquerque
Utah State	W	34-7	Oct. 4	Albuquerque
San Diego State	W	30-7	Oct. 18	San Diego
Utah	W	47-35	Oct. 25	Salt Lake
UNLV	L	35-37	Nov. 1	Albuquerque
Colorado State	W	37-34	Nov. 7	Albuquerque
Air Force	W	24-12	Nov. 15	Albuquerque
Wyoming	W	26-3	Nov. 22	Laramie
Oregon State (Las Vegas Bowl)	L	14-55	Dec. 24	Las Vegas

Coach: Rocky Long

Captains: Terrell Golden, Casey Kelly, Jason Lenzmeier, D.J. Renteria

2004 (7-5 Overall, 5-2 Mountain West)

Washington State	L	17-21	Sept. 3	Albuquerque
Texas Tech	W	27-24	Sept. 11	Albuquerque
Oregon State	L	7-17	Sept. 18	Corvallis
New Mexico State	W	38-3	Sept. 25	Las Cruces
Utah	L	7-28	Oct. 1	Albuquerque
Air Force	L	23-28	Oct. 9	Colorado Springs
UNLV	W	24-20	Oct. 16	Las Vegas
San Diego State	W	19-9	Oct. 23	Albuquerque
Colorado State	W	26-17	Oct. 30	Fort Collins
Brigham Young	W	21-14	Nov. 13	Provo
Wyoming	W	16-9	Nov. 20	Albuquerque
Navy (Emerald Bowl)	L	19-34	Dec. 30	San Francisco

Coach: Rocky Long

Captains: Josh Bazinet, DonTrell Moore, Nick Speegle, Claude Terrell

2005 (6-5 Overall, 4-4 Mountain West)

UNLV	W	24-22	Sept. 5	Albuquerque
Missouri	W	45-35	Sept. 10	Columbia
New Mexico State	W	38-21	Sept. 17	Albuquerque
UTEP	L	13-21	Sept. 24	El Paso
TCU	L	28-49	Oct. 1	Fort Worth
Brigham Young	L	24-27	Oct. 8	Albuquerque
Wyoming	W	27-24	Oct. 15	Laramie
San Diego State	W	47-23	Oct. 22	San Diego
Colorado State	L	25-35	Oct. 29	Albuquerque
Utah	W	31-27	Nov. 12	Salt Lake City
Air Force	L	24-42	Nov. 19	Albuquerque

Coach: Rocky Long

Captains: Hank Baskett III, Mike Mohoric, DonTrell Moore, Marcus Parker

2006 (6-7 Overall, 4-4 Mountain West)

Portland State	L	6-17	Sept. 2	Albuquerque
New Mexico State	W	34-28	Sept. 9	Las Cruces
Missouri	L	17-27	Sept. 16	Albuquerque
UTEP	W	26-13	Sept. 23	Albuquerque
Air Force	L	7-24	Sept. 30	Colorado Springs
Wyoming	L	10-14	Oct. 7	Albuquerque
UNLV	W	39-36 (OT)	Oct. 14	Las Vegas
Utah	W	34-31	Oct. 19	Albuquerque
Colorado State	W	20-19	Oct. 28	Fort Collins
TCU	L	21-27	Nov. 11	Albuquerque
BYU	L	17-42	Nov. 18	Provo
San Diego State	W	41-14	Nov. 25	Albuquerque
San Jose State	L	12-20	Dec. 23	Albuquerque

(New Mexico Bowl)

Coach: Rocky Long

Captains: Quincy Black, Cody Kase, Kole McKamey, Robert Turner

2007 (9-4 Overall, 5-3 Mountain West)

UTEP	L	6-10	Sept. 1	El Paso
New Mexico State	W	44-34	Sept. 8	Albuquerque
Arizona	W	29-27	Sept. 15	Tucson
Sacramento State	W	58-0	Sept. 22	Albuquerque
BYU	L	24-31	Sept. 29	Albuquerque
Wyoming	W	20-3	Oct. 13	Laramie
San Diego State	W	20-17	Oct. 20	San Diego
Air Force	W	34-31	Oct. 25	Albuquerque
TCU	L	0-37	Nov. 3	Fort Worth
Colorado State	W	26-23	Nov. 10	Albuquerque
Utah	L	10-28	Nov. 17	Salt Lake City
UNLV	W	27-6	Nov. 24	Albuquerque
Nevada	W	23-0	Dec. 22	Albuquerque

(New Mexico Bowl)

Coach: Rocky Long

Captains: Travis Brown, Cody Kase, Marcus Smith, OJ Swift