

Wins & Losses

WINS
Season: 10 (1984)

LOSSES
Season: 11 (1999)

TIES
Season: 2, 9 times (last: 1991)

CONSECUTIVE WINS
Season: 9 (1984)
All-Time: 9 (1984)

CONSECUTIVE LOSSES
Season: 11 (1999)
All-Time: 21 (10 in 1998, 11 in 1999)

SHUTOUTS
Season: 7 (1903)

TIMES SHUT OUT
Season: 4 (1911)

CONSECUTIVE SEC WINS
Season: 5 (2005)

CONSECUTIVE SEC LOSSES
Season: 8 (1998 and 1999)
All-Time: 18 (2 in 1997, 8 in 1998, 8 in 1999)

CONSECUTIVE GAMES WITHOUT BEING SHUT OUT
All-Time: 82 (10/3/81-10/8/88)

CONSECUTIVE SHUTOUTS
Season: 4 (1910, 1947)

CONSECUTIVE GAMES SHUTOUT
Season: 4 (1911)

ROAD WINNING STREAK
Season: 4 (1929)

SEC ROAD WINNING STREAK
Season: 3 (2001, 2004, 2006)
All-Time: 5 (10/29/05-10/21/06)

HIGHEST-RANKED OPPONENT DEFEATED
Season: Alabama (No. 1 AP), 35-21 (10/9/10)

Scoring

POINTS
Game: 89, vs. Welsh Neck (10/6/1903)
Season: 433 (2010)

TOUCHDOWNS
Game: 11, vs. Kent State (10/7/95)
Season: 55 (2010)

FIELD GOALS
Game: 5, vs. West Virginia (11/22/90)
5, at Georgia (9/12/09)
Season: 25 (1987)

FIELD GOALS ATTEMPTED
Game: 6, vs. Virginia Tech (10/8/88)
6, vs. Virginia (11/7/59)
Season: 32 (1987)

PAT KICKING
Game: 11, vs. Kent (10/7/95)
Season: 52 (2010)

TWO-POINT CONVERSIONS
Game: 4, vs. Virginia (11/7/59)
Season: 13 (1959)

Offense

PLAYS
Game: 101, vs. Clemson (64 rush, 37 pass) (11/23/68)

TOTAL OFFENSE
Game: 656, vs. Vanderbilt (10/20/01)
(356 rush, 300 pass)
Season: 5,499 (2,161 rush, 3,338 pass) (2010)

FIRST DOWNS
Game: 34, vs. Mississippi State (10/14/95)
34, vs. Vanderbilt (10/20/01)
Season: 288 (2010)

FUMBLES
Game: 9, vs. North Carolina (10/10/70)
Season: 48 (1984)

FUMBLES LOST
Game: 5, vs. Virginia (9/7/02)
Season: 25 (1984)

PENALTIES
Game: 18, vs. Richmond (9/11/82)
18, vs. Florida State (11/9/85)
Season: 98 (1982 & 1985)

YARDS PENALIZED
Game: 231, vs. Richmond (9/11/82)
Season: 986 (1982)

Rushing

ATTEMPTS
Game: 81, vs. Duke (9/22/79)
Season: 692 (1979)

NET YARDS GAINED
Game: 474, vs. Presbyterian (11/20/37)
Season: 3,397 (1980)

TOUCHDOWNS
Game: 8, vs. Wichita State (9/13/80)
Season: 35 (1980)

Passing

ATTEMPTS
Game: 61, vs. East Carolina (10/8/94)
Season: 452 (2008)

COMPLETIONS
Game: 40, vs. Mississippi State (10/14/95)
Season: 282 (1995)

COMPLETION PERCENTAGE
Game: .941 (16-17), vs. North Carolina (10/24/81)
Season: .671 (282-420), (1995)

YARDS GAINED
Game: 490 vs. Mississippi State (10/14/95)
Season: 3,373 (1995)

TOUCHDOWNS
Game: 6, vs. Kent State (10/7/95)
Season: 32 (1995)

Defense

FEWEST OPPONENT TOTAL YARDS
Game: 8, Clemson (8 rush, 0 pass), (10/21/43)
36, NC State (-13 rush, 49 pass), (10/13/87)
Season: 2,000 (1956)

FEWEST OPPONENT YARDS RUSHING
Game: -39, Pacific (9/6/80)
Season: 1,158 (1987)

FEWEST OPPONENT YARDS PASSING
Game: 0, several times, Last: Georgia Tech (9/14/76)
Season: 476 (1956)

INTERCEPTIONS
Game: 7, vs. Florida State (11/10/84)
Season: 23 (1981, 1984, 1987)

YARDS INTERCEPTION RETURNS
Game: 191, vs. Clemson (4 INTs), (10/24/29)
Season: 344 (23 INTs), (1984)

QUARTERBACK SACKS (Since 1990)
Season: 41 (2010)

QUARTERBACK SACK YARDAGE (Since 1990)
Season: 259 (2010)

SAFETIES SCORED BY SOUTH CAROLINA
Game: 1, several times, Last: at Georgia (9/12/09)
Season: 2, (2004)

SAFETIES SCORED BY OPPONENTS
Game: 2, by Clemson (10/24/35)
Season: 2 (1935, 2005 and 2006)

FEWEST POINTS ALLOWED PER GAME
Season: 1.3 (1907)
6.7 (1955)

BLOCKED KICKS
Season: 8 (1994)

Single Game Scoring

MOST POINTS COMBINED

1.	104	at Mississippi State (65-39), Oct. 14, 1995
2.	98	vs East Carolina (42-56), Oct. 8, 1994
3.	93	vs Troy (69-24), Nov. 20, 2010
4.	91	vs NC State (35-56), Nov. 3, 1973
91		vs Kent State (77-14), Oct. 7, 1995
6.	89	vs Welsh Neck (89-0), Oct. 6, 1903
89		vs Louisiana Tech (68-21), Sept. 16, 1995
8.	86	at Georgia (34-52), Oct. 31, 1970
9.	84	at Arkansas (36-48), Nov. 3, 2007
10.	83	at Ole Miss (40-43), Nov. 1, 2003

MOST POINTS SCORED

1.	89	vs Welsh Neck (89-0), Oct. 6, 1903
2.	80	vs Charleston M.C. (80-0), Nov. 28, 1902
3.	77	vs Kent State (77-14), Oct. 7, 1995
4.	73	vs Wichita State (73-0), Sept. 13, 1980
5.	69	vs Troy (69-24), Nov. 20, 2010
6.	68	vs Charleston (68-0), Oct. 26, 1912
68		vs Cumberland (68-0), Nov. 6, 1915
68		vs Louisiana Tech (68-21), Sept. 16, 1995
9.	66	vs Porter (66-0), Nov. 16, 1912
10.	65	at Mississippi State (65-39), Oct. 14, 1995

MOST POINTS ALLOWED

1.	63	at Navy (0-63), Nov. 13, 1920
63		vs Florida (7-63), Nov. 11, 1995
63		vs Clemson (17-63), Nov. 22, 2003
4.	61	at Georgetown (0-61), Nov. 20, 1915
5.	60	at Duke (0-60), Sept. 22, 1945
6.	59	at Georgia Tech (0-59), Oct. 16, 1909
59		vs Florida State (0-59), Nov. 5, 1988
8.	56	vs NC State (35-56), Nov. 3, 1973
56		vs Florida State (26-56), Nov. 6, 1982
56		at Florida State (14-56), Nov. 9, 1985
56		vs East Carolina (42-56), Oct. 8, 1994
56		at Tennessee (21-56), Oct. 28, 1995
56		at Florida (6-56), Nov. 15, 2008
56		vs Auburn (17-56), Dec. 4, 2010

LARGEST MARGIN VICTORY

1.	89	vs Welsh Neck (89-0), Oct. 6, 1903
2.	80	vs Charleston M.C. (80-0), Nov. 28, 1902
3.	73	vs Wichita State (73-0), Sept. 13, 1980
4.	68	vs Charleston (68-0), Oct. 26, 1912
68		vs Cumberland (68-0), Nov. 6, 1915
6.	66	vs Porter (66-0), Nov. 16, 1912
7.	64	vs Presbyterian (64-0), Nov. 20, 1937
8.	63	vs Kent State (77-14), Oct. 7, 1995
9.	60	vs N.C.M.A. (60-0), Oct. 21, 1902
10.	53	vs Erskine (53-0), Sept. 19, 1931

LARGEST MARGIN DEFEAT

1.	63	at Navy (0-63), Nov. 13, 1920
2.	61	at Georgetown (0-61), Nov. 20, 1915
3.	60	at Duke (0-60), Sept. 22, 1945
4.	59	at Georgia Tech (0-59), Oct. 16, 1909
59		vs Florida State (0-59), Nov. 5, 1988
6.	56	vs Florida (7-63), Nov. 11, 1995
7.	55	at Alabama (0-55), Oct. 13, 1945
8.	54	at Virginia (0-54), Oct. 4, 1914
54		at Tennessee (0-54), Dec. 7, 1929
9.	53	at Davidson (0-53), Nov. 12, 1910
10.	52	at Tennessee (3-55), Oct. 30, 1993

Attendance Records

LARGEST HOME CROWDS

No.	Attend.	Opponent	Score	Date
1.	85,000	Clemson	20-15	Nov. 17, 2001
2.	84,900	Florida	17-54	Nov. 10, 2001
3.	84,300	Georgia	16-20	Sept. 11, 2004
4.	84,227	Georgia	7-13	Sept. 14, 2002
5.	84,200	Tennessee	14-17	Oct. 28, 2000
6.	84,100	Alabama	37-36	Sept. 29, 2001
7.	83,987	Clemson	17-63	Nov. 22, 2003
8.	83,918	Tennessee	10-18	Nov. 2, 2002
9.	83,717	New Mexico St.	34-24	Aug. 31, 2002
10.	83,704	Georgia	7-14	Sept. 13, 2008
11.	83,700	Clemson	21-47	Nov. 21, 1997
12.	83,605	Georgia	21-10	Sept. 9, 2000
13.	83,523	Clemson	21-31	Nov. 20, 1999
14.	83,421	Florida	30-22	Nov. 12, 2005
15.	83,411	Georgia	3-17	Sept. 5, 1998
16.	83,368	Clemson	9-13	Nov. 19, 2005
17.	83,104	Vanderbilt	46-14	Oct. 20, 2001
18.	83,065	Georgia	21-10	Sept. 9, 2000
19.	83,019	Boise State	32-13	Sept. 1, 2001
20.	82,993	Alabama	35-21	Oct. 9, 2010
21.	82,968	Alabama	14-37	Sept. 17, 2005
22.	82,950	Georgia	23-14	Sept. 14, 1996
23.	82,808	Tennessee	14-31	Nov. 2, 1996
24.	82,753	UCF	24-15	Sept. 1, 2005
25.	82,605	East Carolina	3-21	Sept. 18, 1999
26.	82,525	LSU	7-33	Oct. 18, 2003
27.	82,513	Georgia	0-18	Sept. 9, 2006
28.	82,477	LSU	17-24	Oct. 18, 2008
29.	82,410	Clemson	21-23	Nov. 24, 2007
30.	82,227	La.-Lafayette	14-7	Aug. 30, 2003

LARGEST ROAD CROWDS

No.	Attend.	Opponent	Score	Date
1.	107,881	Tennessee	20-23	Sept. 27, 2003
2.	107,716	Tennessee	16-15	Oct. 29, 2005
3.	107,530	Tennessee	10-17	Oct. 27, 2001
4.	106,301	Tennessee	7-22	Nov. 1, 1997
5.	105,962	Tennessee	24-27	Oct. 27, 2007
6.	105,941	Tennessee	7-30	Oct. 30, 1999
7.	104,213	Michigan	17-14	Sept. 27, 1980
8.	96,263	Tennessee	13-31	Oct. 31, 2009
9.	95,426	Tennessee	21-56	Oct. 28, 1995
10.	94,791	Tennessee	3-55	Oct. 30, 1993
11.	92,746	Georgia	16-12	Sept. 8, 2007
92,746		Georgia	37-41	Sept. 12, 2009
13.	92,530	LSU	16-28	Sept. 22, 2007
14.	92,476	Georgia	15-17	Sept. 10, 2005
15.	92,058	Georgia	7-31	Sept. 13, 2003
16.	92,012	Alabama	6-20	Oct. 17, 2009
17.	91,340	LSU	14-38	Oct. 19, 2002
18.	90,885	Florida	36-14	Nov. 13, 2010
19.	90,703	Florida	16-17	Nov. 11, 2006
20.	90,646	Florida	6-56	Nov. 15, 2008
21.	90,294	Florida	14-48	Nov. 13, 2004
22.	87,451	Auburn	7-48	Oct. 1, 2005
23.	87,237	Auburn	27-35	Sept. 25, 2010
24.	86,520	Georgia	14-9	Sept. 8, 2001
25.	86,117	Georgia	9-24	Sept. 13, 1997
86,117		Georgia	23-42	Sept. 2, 1995
86,117		Georgia	15-31	Sept. 6, 1999
28.	85,718	Florida	21-41	Nov. 11, 2000
29.	85,701	Florida	25-52	Nov. 16, 1996
30.	85,526	Florida	14-33	Nov. 14, 1998

Carolina Milestones

First Game: Dec. 24, 1892 vs. Furman (0-44) at Charleston, S.C.
First Victory: Nov. 8, 1895 vs. Furman (14-10) at Columbia
First Perfect Season: 1907, record was 3-0
First Bowl Game: Jan. 1, 1946 (Gator Bowl) vs. Wake Forest (14-26) at Jacksonville, Fla.
First Bowl Victory: Jan. 2, 1995 (Carquest Bowl) vs. West Virginia (24-21) at Ft. Lauderdale, Fla.
First Televised Game: Nov. 5, 1949 vs. Marquette (6-3) at Milwaukee (Milwaukee local TV)

100th Game: Nov. 11, 1911 vs. North Carolina (0-21) at Chapel Hill, N.C.
200th Game: Nov. 10, 1923 vs. Furman (3-23) at Greenville, S.C.
300th Game: Oct. 28, 1933 vs. Virginia Tech (12-0) at Blackburg, Va.
400th Game: Oct. 29, 1943 vs. Charleston, C.G. (20-0) at Orangeburg, S.C.
500th Game: Nov. 13, 1954 vs. Virginia (27-0) at Columbia
600th Game: Nov. 17, 1964 vs. The Citadel (17-14) at Columbia
700th Game: Sept. 28, 1974 vs. Georgia (14-52) at Athens, Ga.
800th Game: Nov. 13, 1982 vs. Navy (17-14) at Columbia
900th Game: Nov. 2, 1991 vs. NC State (21-38) at Columbia
1000th Game: Oct. 21, 2000 vs. Vanderbilt (30-14) at Nashville, Tenn.
1100th Game: Nov. 29, 2008 vs. Clemson (14-31) at Clemson, S.C.

100th Victory: Oct. 29, 1924 vs. The Citadel (14-3) at Orangeburg, S.C.
200th Victory: Oct. 11, 1946 over Furman (14-7) at Greenville, S.C.
300th Victory: Nov. 23, 1968 over Clemson (7-3) at Clemson, S.C.
400th Victory: Oct. 26, 1985 over East Carolina (52-10) at Greenville, N.C.
500th Victory: Nov. 6, 2004 over Arkansas (35-32) at Columbia, S.C.

Records by Decade

1892-1899: 6-15-0	1950-1959: 54-41-2
1900-1909: 37-26-3	1960-1969: 37-59-5
1910-1919: 32-41-7	1970-1979: 56-55-2
1920-1929: 55-37-4	1980-1989: 63-49-3
1930-1939: 49-49-7	1990-1999: 41-67-3
1940-1949: 36-43-8	2000-2009: 68-54-0
	2010: 9-5-0
TOTAL: 1892-present:	543-541-44

Season Openers

Through 117 years of participation in football at the inter-collegiate level, the Gamecocks have compiled a 77-36-4 record in season openers, a winning percentage of .675. In the 91 seasons in which the Gamecocks have opened at home, the record is a very impressive 69-18-4. That translates into a .780 winning mark. In 26 seasons in which the Gamecocks have opened on the road, they are 8-18-0 for a .308 winning percentage.

Intro
 Staff
 Players
 Review
 Records
 History
 Bowls
 Info

Game

PASSING YARDS

1. Steve Taneyhill vs. Mississippi State (10/14/95)... 473
2. Steve Taneyhill vs. East Carolina (10/8/94)..... 451
3. Todd Ellis vs. East Carolina (10/24/87)..... 425
4. Steve Taneyhill vs. Georgia (9/2/95)..... 405
5. Todd Ellis vs. Virginia Tech (10/11/86)..... 394
6. Steve Taneyhill vs. Louisiana Tech (9/16/95)..... 389
7. Blake Mitchell vs. Middle Tennessee (11/18/06)... 388
8. Stephen Garcia at Kentucky (10/16/10)..... 382
9. Blake Mitchell vs. Arkansas (11/13/07)..... 364
10. Bobby Fuller vs. NC State (10/27/90)..... 356

PASS ATTEMPTS

1. Steve Taneyhill vs. East Carolina (10/8/94)..... 58
2. Todd Ellis vs. Virginia Tech (10/8/88)..... 53
3. Stephen Garcia at Georgia (9/12/09)..... 53
4. Todd Ellis vs. Georgia (9/26/87)..... 51
5. Steve Taneyhill vs. Georgia (9/2/95)..... 51
6. Blake Mitchell vs. Arkansas (11/13/07)..... 51
7. Stephen Garcia at Tennessee (10/31/09)..... 50
8. Bill Troup vs. Virginia (9/9/72)..... 47
9. Todd Ellis vs. LSU (12/31/87)..... 47
10. Bobby Fuller vs. East Carolina (9/28/91)..... 47
11. Chris Smelley vs. Clemson (11/29/08)..... 47

PASS COMPLETIONS

1. Steve Taneyhill vs. East Carolina (10/8/94)..... 39
2. Steve Taneyhill vs. Mississippi State (10/14/95).... 38
3. Steve Taneyhill vs. Georgia (9/2/95)..... 34
4. Steve Taneyhill vs. Vanderbilt (10/21/95)..... 31
5. Blake Mitchell vs. Tennessee (10/27/07)..... 31
6. Stephen Garcia at Georgia (9/12/09)..... 31
7. Stephen Garcia at Vanderbilt (10/23/10)..... 31
8. Todd Ellis vs. Appalachian State (9/5/87)..... 30
9. Bobby Fuller vs. East Carolina (9/28/91)..... 30
10. Dondrial Pinkins vs. Tennessee (10/30/04)..... 30

COMPLETION PERCENTAGE

1. Gordon Beckham vs. UNC (10/24/81) ... (16-of-17) .941

PASSING TOUCHDOWNS

1. Tommy Suggs vs. Virginia (11/2/68)..... 5
2. Jeff Grantz vs. Clemson (11/22/75)..... 5
3. Steve Taneyhill vs. Louisiana Tech (9/16/95)..... 5
4. Steve Taneyhill vs. Vanderbilt (10/21/95)..... 5
5. Syvelle Newton vs. Florida Atlantic (9/23/06)..... 5

PASSES INTERCEPTED

1. Glenn Morris vs. Clemson (11/2/71)..... 6

Season

PASSING YARDS

1. Todd Ellis (1987)..... 3,206
2. Steve Taneyhill (1995)..... 3,094
3. Stephen Garcia (2010)..... 3,059
4. Todd Ellis (1986)..... 3,020
5. Stephen Garcia (2009)..... 2,862
6. Bobby Fuller (1991)..... 2,524
7. Steve Taneyhill (1994)..... 2,486
8. Bobby Fuller (1990)..... 2,372
9. Blake Mitchell (2005)..... 2,370
10. Todd Ellis (1988)..... 2,353

PASS ATTEMPTS

1. Todd Ellis (1987)..... 432
2. Stephen Garcia (2009)..... 432
3. Stephen Garcia (2010)..... 349
4. Todd Ellis (1986)..... 340
5. Dondrial Pinkins (2003)..... 322
6. Phil Petty (2000)..... 315
7. Blake Mitchell (2005)..... 315
8. Chris Smelley (2008)..... 302
9. Steve Taneyhill (1993)..... 291
10. Phil Petty (2001)..... 288

PASS COMPLETIONS

1. Steve Taneyhill (1995)..... 261
2. Steve Taneyhill (1994)..... 257
3. Todd Ellis (1987)..... 241
4. Stephen Garcia (2009)..... 239
5. Stephen Garcia (2010)..... 224
6. Todd Ellis (1986)..... 205
7. Bobby Fuller (1991)..... 202
8. Todd Ellis (1988)..... 198
9. Blake Mitchell (2005)..... 186
10. Bobby Fuller (1990)..... 171

COMPLETION PERCENTAGE (Min. 100 attempts)

1. Steve Taneyhill (1995)..... 671 (261 of 389)
2. Blake Mitchell (2006)..... 668 (135 of 202)
3. Stephen Garcia (2010)..... 642 (224 of 349)
4. Dondrial Pinkins (2004)..... 630 (68 of 108)
5. Steve Taneyhill (1994)..... 629 (231 of 367)
6. Todd Ellis (1986)..... 603 (205 of 340)
7. Blake Mitchell (2007)..... 596 (152 of 255)
8. Bobby Fuller (1991)..... 594 (202 of 340)
9. Blake Mitchell (2005)..... 590 (186 of 315)
10. Syvelle Newton (2006)..... 586 (95 of 162)
11. Mackie Prickett (1954)..... 586 (68 of 116)

PASSING TOUCHDOWNS

1. Steve Taneyhill (1995)..... 29
2. Todd Ellis (1986)..... 20
3. Steve Taneyhill (1994)..... 20
4. Stephen Garcia (2010)..... 20
5. Anthony Wright (1997)..... 18
6. Blake Mitchell (2005)..... 17
7. Stephen Garcia (2009)..... 17
8. Jeff Grantz (1975)..... 16
9. Bobby Fuller (1991)..... 15
10. Chris Smelley (2008)..... 14

PASSES INTERCEPTED

1. Todd Ellis (1987)..... 24

Career

PASS ATTEMPTS

1. Todd Ellis (1986-89)..... 1,350
2. Steve Taneyhill (1992-95)..... 1,245
3. Stephen Garcia (2008-10)..... 903
4. Phil Petty (1998-2001)..... 861
5. Anthony Wright (1995-98)..... 796
6. Blake Mitchell (2004-07)..... 794
7. Tommy Suggs (1968-70)..... 672
8. Bobby Fuller (1990-91)..... 634
9. Dondrial Pinkins (2000-04)..... 504
10. Chris Smelley (2006-08)..... 479

PASS COMPLETIONS

1. Steve Taneyhill (1992-95)..... 753
2. Todd Ellis (1986-89)..... 747
3. Stephen Garcia (2008-10)..... 528
4. Blake Mitchell (2004-07)..... 482
5. Phil Petty (1998-01)..... 454
6. Anthony Wright (1995-98)..... 432
7. Bobby Fuller (1990-91)..... 373
8. Tommy Suggs (1968-70)..... 355
9. Chris Smelley (2006-08)..... 270
10. Dondrial Pinkins (2000-04)..... 265

COMPLETION PERCENTAGE (Min. 150 attempts)

1. Blake Mitchell (2004-07)..... 607 (482 of 794)
2. Steve Taneyhill (1992-95)..... 605 (753 of 1245)
3. Bobby Fuller (1990-91)..... 588 (373 of 634)
4. Stephen Garcia (2008-10)..... 585 (528 of 903)
5. Chris Smelley (2006-08)..... 564 (270 of 479)
6. Todd Ellis (1986-89)..... 553 (747 of 1350)
7. Anthony Wright (1995-98)..... 543 (432 of 796)
8. Tommy Suggs (1968-70)..... 528 (355 of 672)
9. Phil Petty (1998-2001)..... 527 (454 of 861)
10. Dondrial Pinkins (2000-04)..... 526 (265 of 504)

PASSING TOUCHDOWNS


1. Steve Taneyhill (1992-95)..... 62
2. Todd Ellis (1986-89)..... 49
3. Stephen Garcia (2008-10)..... 43
4. Anthony Wright (1995-98)..... 38
5. Blake Mitchell (2004-07)..... 38
6. Tommy Suggs (1968-70)..... 34
7. Bobby Fuller (1990-91)..... 28
8. Phil Petty (1998-01)..... 28
9. Jeff Grantz (1972-75)..... 26
10. Chris Smelley (2006-08)..... 23

PASSES INTERCEPTED

1. Todd Ellis (1986-89)..... 73

Career Passing Leaders

No.	PLAYER	YEARS	ATT-COM-INT	PCT.	YARDS	TD
1.	Todd Ellis	1986-89	1350-747-73	.553	9,953	49
2.	Steve Taneyhill	1992-95	1245-753-37	.605	8,782	62
3.	Stephen Garcia	2008-10	903-528-32	.585	6,753	43
4.	Blake Mitchell	2004-07	794-482-30	.607	5,992	38
5.	Anthony Wright	1995-98	796-432-22	.543	5,681	38
6.	Phil Petty	1998-01	861-454-29	.527	5,652	28
7.	Tommy Suggs	1968-70	672-355-41	.528	4,916	34
8.	Bobby Fuller	1990-91	634-373-17	.588	4,896	28
9.	Dondrial Pinkins	2000-04	504-265-18	.526	3,459	18
10.	Jeff Grantz	1972-75	455-231-25	.508	3,440	26
11.	Chris Smelley	2006-08	479-270-22	.564	3,210	23
12.	Mike Hold	1984-85	345-171-15	.496	2,981	15
13.	Garry Harper	1977-80	455-225-24	.498	2,971	19
14.	Ron Bass	1973-77	437-225-24	.513	2,933	14
15.	Dan Reeves	1962-64	441-221-20	.478	2,561	16



Todd Ellis

Game

RUSHING YARDS

1. Brandon Bennett vs. East Tenn. State (10/5/91).....	278
2. Jeff Grantz vs. Ohio (10/20/73).....	260
3. Steve Wadiak vs. Clemson (10/19/50).....	256
4. George Rogers vs. Wake Forest (11/18/78).....	237
5. George Rogers vs. Duke (10/11/80).....	224
6. George Rogers vs. NC State (11/3/79).....	217
7. Derek Watson vs. Eastern Michigan (9/16/00).....	215
8. Marcus Lattimore vs. Florida (11/13/10).....	212
9. Ron Bass vs. North Carolina (10/26/74).....	211
10. George Rogers vs. NC State (10/4/80).....	193
Duce Staley vs. Kentucky (10/12/96).....	193

RUSHING ATTEMPTS

1. Marcus Lattimore vs. Florida (11/13/10).....	40
2. Ron Bass vs. North Carolina (10/26/74).....	39
3. George Rogers vs. Wake Forest (11/15/80).....	38
4. Marcus Lattimore vs. Georgia (9/11/10).....	37
5. George Rogers vs. Michigan (9/27/80).....	36
George Rogers vs. Duke (10/11/80).....	36
7. George Rogers vs. Oklahoma State (10/6/79).....	35
George Rogers vs. Georgia (11/1/80).....	35
9. Earl Clary vs. Clemson (10/19/33).....	33
Warren Muir vs. North Carolina (9/23/67).....	33
Mike Dingle vs. Virginia Tech (9/22/90).....	33
Duce Staley vs. Auburn (10/5/96).....	33

RUSHING TOUCHDOWNS

1. Many, Last: Marcus Lattimore vs. Troy (11/20/10).....	3
--	---

Season

RUSHING YARDS

1. George Rogers (1980).....	1,894
2. George Rogers (1979).....	1,681
3. Marcus Lattimore (2010).....	1,197
4. Kevin Long (1975).....	1,133
5. Duce Staley (1996).....	1,116
6. Clarence Williams (1975).....	1,073
7. Derek Watson (2000).....	1,066
8. Harold Green (1987).....	1,022
9. George Rogers (1978).....	1,006
10. Steve Wadiak (1950).....	998

RUSHING ATTEMPTS

1. George Rogers (1980).....	324
2. George Rogers (1979).....	311
3. Marcus Lattimore (2010).....	249
4. Harold Green (1987).....	229
5. Duce Staley (1996).....	218
6. Johnnie Wright (1981).....	212
7. Harold Green (1989).....	201
8. Brandon Bennett (1993).....	193
9. Kevin Long (1975).....	190
Clarence Williams (1975).....	190

RUSHING TOUCHDOWNS

1. Marcus Lattimore (2010).....	17
2. Harold Green (1987).....	15
3. George Rogers (1980).....	14
4. Jeff Grantz (1975).....	12
Andrew Pinnock (2001).....	12
6. Derek Watson (2000).....	11
7. Jeff Grantz (1973).....	9
Clarence Williams (1975).....	9
Brandon Bennett (1991).....	9
Duce Staley (1996).....	9
Cory Boyd (2007).....	9

RUSHING AVERAGE (Min. 40 Att.)

1. Steve Wadiak (1948).....	8.2 (51 for 420)
2. Mike Caskey (1954).....	6.7 (83 for 556)
3. Carl Brazell (1955).....	6.6 (46 for 305)
4. Gene Wilson (1953).....	6.5 (77 for 502)
5. Troy Hambrick (1996).....	6.5 (43 for 281)
6. Thomas Dendy (1984).....	6.2 (103 for 634)
7. Steve Wadiak (1950).....	6.1 (163 for 998)
8. Jay Lynn Hodgin (1974).....	6.1 (154 for 941)
9. Thomas Dendy (1982).....	6.1 (140 for 848)

RUSHING YARDS BY A QUARTERBACK

1. Corey Jenkins (2002).....	655
------------------------------	-----

Career

RUSHING ATTEMPTS

1. George Rogers (1977-80).....	954
2. Harold Green (1986-89).....	702
3. Brandon Bennett (1991-94).....	681
4. Johnnie Wright (1977-81).....	552
5. Steve Wadiak (1948-51).....	543
6. Warren Muir (1967-69).....	523
Mike Davis (2005-08).....	523
8. Jay Lynn Hodgin (1972-74).....	515
9. Thomas Dendy (1982-85).....	494
10. Cory Boyd (2003-07).....	464

RUSHING TOUCHDOWNS

1. George Rogers (1977-80).....	31
Harold Green (1986-89).....	31
3. Brandon Bennett (1991-94).....	27
Andrew Pinnock (1999-02).....	27
5. Jeff Grantz (1973-75).....	26
6. Cory Boyd (2003-07).....	23
7. Jay Lynn Hodgin (1972-74).....	22
8. Mike Davis (2005-08).....	19
9. Thomas Dendy (1982-85).....	18
Mike Dingle (1988-90).....	18

RUSHING AVERAGE

1. Carl Brazell (1952-55).....	5.7 (203 for 1,163)
2. Thomas Dendy (1982-85).....	5.6 (494 for 2,767)
3. George Rogers (1977-80).....	5.5 (954 for 5,204)
Kent Hagood (1981-85).....	5.5 (365 for 2,014)
Mike Caskey (1952-55).....	5.5 (232 for 1,276)
Anthony Smith (1983-86).....	5.5 (183 for 1,004)
7. Duce Staley (1995-96).....	5.4 (345 for 1,852)
8. Demetris Summers (2003-04).....	5.3 (212 for 1,125)
Steve Wadiak (1948-51).....	5.3 (543 for 2,878)
Kevin Long (1973-76).....	5.3 (447 for 2,372)
Clarence Williams (1974-76).....	5.3 (440 for 2,311)
Troy Hambrick (1996-98).....	5.3 (302 for 1,586)



George Rogers



Brandon Bennett

Career Rushing Leaders (1,000-Yard Rushers)

No.	PLAYER	YEARS	ATT.	YARDS	AVG.
1.	George Rogers	1977-80	954	5,204	5.5
2.	Brandon Bennett	1991-94	681	3,055	4.5
3.	Harold Green	1986-89	702	3,005	4.3
4.	Steve Wadiak	1948-51	543	2,878	5.3
5.	Thomas Dendy	1982-85	494	2,767	5.6
6.	Johnnie Wright	1977-81	552	2,589	4.7
7.	Jay Lynn Hodgin	1972-74	515	2,478	4.8
8.	Kevin Long	1973-76	447	2,372	5.3
9.	Clarence Williams	1974-76	440	2,311	5.3
10.	Cory Boyd	2003-07	464	2,267	4.9
11.	Warren Muir	1967-69	523	2,234	4.3
12.	Mike Davis	2005-08	523	2,231	4.3
13.	Derek Watson	1999-01	437	2,078	4.8
14.	Kent Hagood	1981-85	365	2,014	5.5
15.	Bishop Strickland	1947-50	381	1,965	5.2
16.	Duce Staley	1995-96	345	1,852	5.4
	Andrew Pinnock	1999-02	422	1,852	4.4
18.	Rob DeBoer	1990-93	386	1,810	4.7
19.	Mike Davis	2005-07	360	1,658	4.6
20.	Spencer Clark	1976-79	319	1,652	5.2
21.	Mike Dingle	1988-90	389	1,634	4.2
22.	Troy Hambrick	1996-98	302	1,586	5.3
23.	Jeff Grantz	1972-75	405	1,577	3.9
24.	Alex Hawkins	1956-58	339	1,490	4.4
25.	Mike Caskey	1952-55	232	1,276	5.5
26.	Daccus Turman	2002-05	281	1,255	4.5
27.	King Dixon	1956-58	288	1,250	4.3
28.	Steve Dorsey	1976-79	297	1,216	4.1
29.	Marcus Lattimore	2010	249	1,197	4.8
30.	Stanley Pritchett	1992-95	266	1,178	4.4
31.	Ron Bass	1973-77	446	1,167	2.6
32.	Carl Brazell	1952-55	203	1,163	5.7
33.	Ben Garito	1965-67	277	1,151	4.2
34.	Gene Wilson	1951-53	268	1,145	4.3
35.	Demetris Summers	2003-04	212	1,125	5.3
36.	Tommy Simmons	1969-71	324	1,109	3.4
37.	Billy Gambrell	1960-62	225	1,066	4.7
38.	Todd Berry	1980-83	211	1,027	4.9
39.	Rudy Holloman	1967-69	255	1,010	4.0


LONGEST RUNS

96*	Steve Wadiak	Geo. Washington	10/27/50
89	Ben Garnto	Wake Forest	10/15/65
89*	Brandon Bennett	East Tenn. State	10/5/91
88*	Bobby Wallace	Middle Tennessee	11/18/06
87*	Carl Brazell	Wofford	9/17/55
84*	Carl West	Pacific	9/16/80
80*	George Rogers	Florida State	10/10/79
80*	Trevin Smith	Eastern Michigan	9/16/00
78*	Billy Gambrell	Northwestern	9/12/62
77*	Heyward King	Wake Forest	11/30/57
77	Spencer Clark	Clemson	11/9/77
75*	Troy Hambrick	Clemson	11/23/96
74*	Ben Garnto	NC State	10/2/65
74*	Kent Hagood	East Carolina	10/27/84
73*	Steve Wadiak	Clemson	10/19/50
73*	Steve Satterfield	Virginia	11/7/59
73*	Dan Reeves/Billy Gambrell	NC State	11/10/62
<i>[Reeves (9 yards) to Gambrell (64 yards)]</i>			
72*	Carl Brazell	Virginia	11/26/55
72*	George Rogers	Wake Forest	11/18/78
72*	George Rogers	Pacific	9/6/80
70*	Phil Cantore	Clemson	10/21/43
70*	Thomas Dendy	Navy	11/13/82
70*	Troy Hambrick	Kentucky	10/10/98
69*	Carroll McClain	North Carolina	11/5/55
69*	Billy Gambrell	Wake Forest	9/30/61
69	Clarence Williams	Virginia	10/9/76
68*	Derek Watson	Arkansas	10/14/00
67	Carl Huggins	Wake Forest	11/6/63
66	Steve Wadiak	Clemson	10/19/50
66*	Bobby Drawdy	Geo. Washington	11/3/51
66*	Alex Hawkins	Furman	11/3/56
66*	Bru Boineau	Clemson	10/23/30
65*	Derek Watson	Eastern Michigan	9/16/00
65*	Billy Ray Rice	North Carolina	10/10/70
64	Johnnie Wright	Duke	10/11/80
63	Jay Lynn Hodgkin	Wake Forest	11/16/74
62*	Bobby Giles	Clemson	10/4/46
61*	Thomas Dendy	Cincinnati	10/2/82
61	Thomas Dendy	NC State	10/30/82
61*	Anthony Smith	The Citadel	8/31/85
61*	Derek Watson	Clemson	11/18/00
60*	Rudy Holloman	Duke	9/20/69
60*	Johnnie Wright	Cincinnati	10/18/80
58*	Buddy Bennett	Virginia	12/3/60
58*	Spencer Clark	Wake Forest	11/12/77
58*	Carl West	Cincinnati	10/18/80
58*	Duce Staley	Kentucky	10/12/96
58*	Derek Watson	Kentucky	10/18/00
58	Derek Watson	Kentucky	10/6/01
58	Marcus Lattimore	Troy	11/20/10
57*	Randy Spinks	Wake Forest	11/4/72
57*	Thomas Dendy	Florida State	11/10/84
56	Steve Mixon	Kentucky	10/12/96
55	George Rogers	NC State	10/4/80
55*	Greg Welch	East Carolina	10/26/85
54	Troy Hambrick	Clemson	11/21/97
54	Demetris Summers	UAB	9/20/03
53	Jack Morris	Wake Forest	11/26/60
53*	Randy Chastain	Wake Forest	11/15/75
53	Troy Hambrick	Florida	11/16/96
53	Ace Sanders	Southern Miss	9/2/10
52	Hugh Stoddard	Clemson	10/24/29
52*	Jay Lynn Hodgkin	NC State	11/3/73
52*	Brandon Bennett	Louisiana Tech	9/18/93

*For Touchdown

Two 100-Yard Rushers In a Single Game

11/02/74	NC State	Ron Bass, 121 Clarence Williams, 105
10/04/75	Baylor	Kevin Long, 133 Clarence Williams, 111
11/01/75	NC State	Keving Long, 160 Clarence Williams, 150
11/22/75	Clemson	Clarence Williams, 160 Jeff Grantz, 122
09/30/78	Georgia	Johnnie Wright, 156 George Rogers, 128
10/27/79	Notre Dame	Spencer Clark, 116 George Rogers, 113
11/03/79	NC State	George Rogers, 217 Spencer Clark, 103
09/16/80	Pacific	George Rogers, 153 Carl West, 113
11/13/82	Navy	Thomas Dendy, 156 Todd Berry, 129
11/03/84	N.C. State	Kent Hagood, 111 Thomas Dendy, 106
11/16/84	Navy	Anthony Smith, 123 Mike Hold, 104
10/07/89	East Carolina	Mike Dingle, 117 Albert Haynes, 101
10/13/90	East Carolina	Rob DeBoer, 165 Mike Dingle, 113
10/17/92	Mississippi State	Brandon Bennett, 129 Rob DeBoer, 107
11/23/96	Clemson	Troy Hambrick, 135 Duce Staley, 133
10/21/00	Vanderbilt	Andrew Pinnock, 135 Derek Watson, 128
10/20/01	Vanderbilt	Andrew Pinnock, 106 Derek Watson, 105
09/15/07	South Carolina State	Cory Boyd, 132 Mike Davis, 102



Cory Boyd

Year-by-Year Rushing Leaders

Year	Player	Yards	Avg.
1947	Bishop Strickland	510	5.4
1948	Steve Wadiak	420	8.2
1949	Steve Wadiak	775	5.1
1950	Steve Wadiak	998	6.1
1951	Steve Wadiak	685	3.9
1952	Gene Wilson	403	3.1
1953	John Saunders	502	6.5
1954	Mike Caskey	556	6.7
1955	Carl Brazell	305	6.6
1956	King Dixon	655	4.8
1957	Alex Hawkins	450	4.1
1958	John Saunders	653	5.1
1959	Phil Lavoie	522	4.3
1960	Buddy Bennett	401	5.1
1961	Dick Day	400	4.0
1962	Billy Gambrell	582	5.5
1963	Marty Rosen	382	4.4
1964	Phil Branson	276	3.2
1965	Ben Garnto	437	4.9
1966	Benny Galloway	580	4.5
1967	Warren Muir	805	4.3
1968	Rudy Holloman	530	4.8
1969	Warren Muir	969	4.3
1970	Tommy Simmons	572	3.5
1971	Tommy Simmons	430	3.4
1972	Jay Lynn Hodgkin	675	3.6
1973	Jay Lynn Hodgkin	862	5.0
1974	Jay Lynn Hodgkin	941	6.1
1975	Kevin Long	1,133	6.0
1976	Clarence Williams	873	5.0
1977	Spencer Clark	777	5.8
1978	George Rogers	1,006	5.7
1979	George Rogers	1,681	5.4
1980	George Rogers	1,894	5.8
1981	Johnnie Wright	834	3.9
1982	Thomas Dendy	848	6.1
1983	Thomas Dendy	725	5.5
1984	Thomas Dendy	634	6.2
1985	Thomas Dendy	560	4.7
1986	Anthony Smith	469	4.9
1987	Harold Green	1,022	4.5
1988	Harold Green	606	3.7
1989	Harold Green	989	4.9
1990	Mike Dingle	746	4.0
1991	Brandon Bennett	702	4.6
1992	Brandon Bennett	646	4.3
1993	Brandon Bennett	853	4.4
1994	Brandon Bennett	854	4.5
1995	Duce Staley	736	5.8
1996	Duce Staley	1,116	5.1
1997	Troy Hambrick	604	5.3
1998	Troy Hambrick	701	4.9
1999	Derek Watson	394	3.5
2000	Derek Watson	1,066	5.7
2001	Andrew Pinnock	622	5.4
2002	Corey Jenkins	655	4.1
2003	Daccus Turman	657	4.9
2004	Demetris Summers	487	5.5
2005	Mike Davis	666	4.6
2006	Cory Boyd	823	5.0
2007	Cory Boyd	903	5.0
2008	Mike Davis	573	3.5
2009	Kenny Miles	626	5.4
2010	Marcus Lattimore	1,197	4.8

Game

RECEIVING YARDS

1. Troy Williamson vs. USF (9/18/04).....	210
2. Zola Davis vs. Vanderbilt (10/24/98).....	206
3. Fred Zeigler vs. Virginia (11/2/68).....	199
4. Alshon Jeffery vs. Auburn (9/25/10).....	192
5. Sidney Rice vs. Missouri (12/30/05).....	191
6. Marcus Robinson vs. Mississippi State (9/28/96).....	189
7. Zola Davis vs. Mississippi State (10/14/95).....	185
8. Monty Means vs. Louisiana Tech (9/16/95).....	184
9. Philip Logan vs. Georgia Tech (9/11/76).....	175
10. Sterling Sharpe vs. Clemson (11/22/86).....	167
Boo Williams vs. Kentucky (10/10/98).....	167

RECEPTIONS

1. Zola Davis vs. Vanderbilt (10/24/98).....	14
Kenny McKinley vs. Tennessee (10/27/07).....	14
Tori Gurley vs. Vanderbilt (10/23/10).....	14
4. Fred Zeigler vs. Virginia (11/2/68).....	12
Stanley Pritchett vs. Georgia (9/2/95).....	12
Stanley Pritchett vs. Mississippi State (10/14/95).....	12
Sidney Rice vs. Missouri (12/30/05).....	12
8. Benny Galloway vs. Florida State (10/26/68).....	11
Philip Logan vs. Georgia Tech (9/11/76).....	11
Sterling Sharpe vs. Georgia (9/26/87).....	11
Zola Davis vs. Mississippi State (10/14/95).....	11

RECEIVING TOUCHDOWNS

1. Sidney Rice vs. Florida Atlantic (9/23/06).....	5
2. 10 times, last: Alshon Jeffery vs. Kentucky (10/22/05).....	3

AVERAGE PER RECEPTION

1. Troy Williamson vs. Clemson (11/23/02).....	35.0
(4-for-140)	

Season

RECEIVING YARDS

1. Alshon Jeffery (2010).....	1,517
2. Sidney Rice (2005).....	1,143
3. Sterling Sharpe (1986).....	1,106
4. Sidney Rice (2006).....	1,090
5. Kenny McKinley (2007).....	968
6. Sterling Sharpe (1987).....	915
7. Zola Davis (1995).....	911
8. Kenny McKinley (2006).....	880
9. Troy Williamson (2004).....	835
10. Alshon Jeffery (2009).....	763

RECEPTIONS

1. Alshon Jeffery (2010).....	88
2. Kenny McKinley (2007).....	77
3. Sterling Sharpe (1986).....	74
4. Sidney Rice (2006).....	72
5. Sidney Rice (2005).....	70
6. Sterling Sharpe (1987).....	62
Stanley Pritchett (1995).....	62
8. Fred Zeigler (1968).....	59
9. Zola Davis (1995).....	58
10. Robert Brooks (1991).....	55

RECEIVING TOUCHDOWNS

1. Sidney Rice (2005).....	13
2. Sterling Sharpe (1986).....	10
Monty Means (1995).....	10
Jermale Kelly (1997).....	10
Sidney Rice (2006).....	10
6. Zola Davis (1995).....	9
Kenny McKinley (2007).....	9
Alshon Jeffery (2010).....	9
9. Mike Haggard (1972).....	8
10. Toby Cates (1994).....	7
Troy Williamson (2004).....	7

100-YARD RECEIVING GAMES

1. Alshon Jeffery (2010).....	8
2. Sidney Rice (2005).....	6
3. Sterling Sharpe (1987).....	5
Troy Williamson (2004).....	5
Sidney Rice (2006).....	5

CONSECUTIVE 100-YARD GAMES

1. Sterling Sharpe (1987).....	3
Troy Williamson (2004).....	3
Sidney Rice (2005).....	3



Sterling Sharpe

YARDS PER RECEPTION

(Min. 25 Receptions)

1. Ryan Betha (1986).....	21.2 (27 for 572)
2. Ira Hillary (1984).....	20.9 (27 for 564)
3. Jim Mitchell (1970).....	20.5 (41 for 842)
4. Toby Cates (1993).....	20.0 (27 for 541)
5. Troy Williamson (2004).....	19.4 (43 for 835)
6. Eddie Miller (1991).....	19.1 (31 for 592)
7. Philip Logan (1975).....	18.4 (39 for 716)
8. Horace Smith (1980).....	17.5 (26 for 455)
9. Kenny McKinley (2006).....	17.3 (51 for 880)
10. Alshon Jeffery (2010).....	17.2 (88 for 1,517)

Career

RECEIVING YARDS

1. Kenny McKinley (2005-08).....	2,781
2. Sterling Sharpe (1983-87).....	2,497
3. Zola Davis (1995-98).....	2,354
4. Alshon Jeffery (2009-10).....	2,280
5. Sidney Rice (2005-06).....	2,233
6. Robert Brooks (1988-91).....	2,211
7. Jermale Kelly (1997-00).....	2,181
8. Philip Logan (1974-77).....	2,063
9. Fred Zeigler (1967-69).....	1,876
10. Troy Williamson (2002-04).....	1,754

RECEIVING TOUCHDOWNS

1. Sidney Rice (2005-06).....	23
2. Robert Brooks (1988-91).....	19
Jermale Kelly (1997-00).....	19
Kenny McKinley (2005-08).....	19
5. Sterling Sharpe (1983-87).....	17
Zola Davis (1995-98).....	17
7. Philip Logan (1974-77).....	15
Alshon Jeffery (2009-10).....	15
9. Toby Cates (1991-94).....	13
Monty Means (1992-95).....	13
Troy Williamson (2002-04).....	13

YARDS PER RECEPTION

(Min. 75 receptions)

1. Philip Logan (1974-77).....	19.6
2. Eddie Miller (1988-91).....	19.3
Troy Williamson (2002-04).....	19.3
4. Ira Hillary (1981-84).....	17.4
5. Danny Smith (1984-87).....	17.1
6. Alshon Jeffery (2009-10).....	17.0
7. Jim Mitchell (1969-71).....	16.4
8. Brian Scott (1998-01).....	16.2
9. Toby Cates (1991-94).....	16.1
10. Sidney Rice (2005-06).....	15.7

100-YARD RECEIVING GAMES

1. Sidney Rice (2005-06).....	11
Alshon Jeffery (2009-10).....	11
3. Sterling Sharpe (1983-87).....	10

CONSECUTIVE GAMES WITH A RECEPTION

1. Kenny McKinley (2005-08).....	43
2. Sterling Sharpe (1985-87).....	34
Jermale Kelly (1997-00).....	34
4. Ryan Brewer (2000-02).....	31

Career Receiving Leaders (by Receptions)

No.	PLAYER	YEARS	REC.	YARDS	AVG.
1.	Kenny McKinley	2005-08	207	2,781	13.4
2.	Sterling Sharpe	1983, 1985-87	169	2,497	14.8
3.	Zola Davis	1995-98	164	2,354	14.4
4.	Robert Brooks	1988-91	156	2,211	14.2
5.	Jermale Kelly	1997-00	153	2,181	14.3
6.	Fred Zeigler	1967-69	146	1,876	12.8
7.	Sidney Rice	2005-06	142	2,233	15.7
8.	Alshon Jeffery	2009-10	134	2,280	17.0
9.	Cory Boyd	2003-07	117	1,303	11.1
10.	Stanley Pritchett	1992-95	116	1,097	9.5
11.	Brandon Bennett	1991-94	111	984	8.9
12.	Ryan Brewer	1999-02	107	1,136	10.6
13.	Philip Logan	1974-77	105	2,063	19.6
14.	Harold Green	1986-89	94	859	9.1
15.	Brian Scott	1998-01	93	1,506	16.2
16.	Troy Williamson	2002-04	91	1,754	19.3
17.	Jim Mitchell	1969-71	90	1,474	16.4
18.	Ira Hillary	1981-84	90	1,566	17.4
19.	Toby Cates	1991-94	89	1,435	16.1
20.	Danny Smith	1984-87	78	1,336	17.1
21.	Eddie Miller	1988-91	76	1,464	19.3
22.	Monty Means	1992-95	75	1,069	14.3
23.	Jared Cook	2006-08	73	1,107	15.2
24.	J.R. Wilburn	1963-65	70	951	13.6
	Mike Haggard	1970-72	70	1,052	15.0
	Willie Scott	1977-80	70	896	12.8

Receiving Records

CAROLINA FOOTBALL

100-YARD RECEIVING GAMES

210	Troy Williamson	USF	9/18/04
206	Zola Davis	Vanderbilt	10/24/98
199	Fred Zeigler	Virginia	11/2/68
192	Alshon Jeffery	Auburn	9/25/10
191	Sidney Rice	Missouri	12/30/05
189	Marcus Robinson	Mississippi State	9/28/96
185	Zola Davis	Mississippi State	10/14/95
184	Monty Means	Louisiana Tech	9/16/95
175	Philip Logan	Georgia Tech	9/11/76
167	Sterling Sharpe	Clemson	11/22/86
167	Boo Williams	Kentucky	10/10/98
162	Horace Smith	Wake Forest	11/15/80
161	Fred Zeigler	Maryland	10/19/68
161	Sidney Rice	Florida Atlantic	9/23/06
161	Alshon Jeffery	Vanderbilt	10/24/09
158	Alshon Jeffery	Vanderbilt	10/23/10
157	Sterling Sharpe	East Carolina	10/25/86
157	Brian Scott	Kentucky	10/7/00
155	Jim Mitchell	Georgia	10/3/70
151	Sidney Rice	Wofford	9/16/06
151	Kenny McKinley	Tennessee	10/27/07
146	Mike Farrell	Clemson	11/24/73
146	Ira Hillary	The Citadel	9/8/84
146	Sterling Sharpe	Virginia Tech	10/11/86
144	Sterling Sharpe	Georgia	9/26/87
143	Brian Scott	Vanderbilt	10/20/01
141	Alshon Jeffery	Clemson	11/27/10
140	Jackie Brown	Virginia	9/9/72
140	Troy Williamson	Clemson	11/23/02
139	Sidney Rice	Houston	12/29/06
138	Alshon Jeffery	Kentucky	10/10/09
136	Robert Brooks	East Carolina	9/28/91
135	Philip Logan	Clemson	11/20/76
135	Toby Cates	East Carolina	10/8/94
134	Danny Smith	Appalachian State	9/7/85
134	Stanley Pritchett	Georgia	9/2/95
133	Marcus Lattimore	Kentucky	10/16/10
132	Jim Mitchell	Clemson	11/21/70
132	Sidney Rice	Vanderbilt	10/22/05
131	Stanley Pritchett	Kentucky	9/23/95
131	Troy Williamson	Georgia	9/11/04
130	Moe Brown	Georgia	9/13/08
130	Kenny McKinley	Arkansas	11/8/08
130	Alshon Jeffery	Florida State	12/31/10
129	Philip Logan	Appalachian State	11/8/75
129	Brandon Bennett	Louisiana Tech	9/18/93
128	Mike Farrell	Virginia Tech	10/6/73
127	Alshon Jeffery	Alabama	10/9/10
126	Sidney Rice	Arkansas	11/4/06
125	Sidney Rice	Kentucky	10/8/05
125	Kenny McKinley	Clemson	11/24/07
124	Marty Woolbright	Virginia Tech	10/6/73
124	Marty Woolbright	Louisiana State	10/27/73
124	Sterling Sharpe	Florida State	11/8/86
123	Mike Haggard	Miami (Ohio)	10/21/72
123	Jermale Kelly	Mississippi State	9/23/00
123	Alshon Jeffery	Troy	11/20/10
122	Fred Zeigler	Clemson	11/22/69
122	Sidney Rice	Clemson	11/19/05
120	Zola Davis	UCF	9/6/97
119	Sterling Sharpe	Georgia	9/27/86
119	Eddie Miller	West Virginia	9/14/91
119	Jermale Kelly	Mississippi State	9/27/97
118	Sterling Sharpe	NC State	10/31/87
118	Robert Brooks	Virginia Tech	9/22/90
117	David Pitchko	The Citadel	10/20/90
116	Alshon Jeffery	Arkansas	11/9/09
115	Philip Logan	Miami (Ohio)	9/17/77
115	Zola Davis	Clemson	11/18/95
114	Kent Hagood	Pacific	11/7/81
114	Jermale Kelly	Clemson	11/21/98
113	Stanley Pritchett	Mississippi State	10/14/95
113	Matthew Thomas	Mississippi	11/1/03
112	Eddie Muldrow	Clemson	11/25/72
112	Robert Brooks	NC State	10/27/90
112	Brian Scott	Arkansas	10/13/01

112	Sidney Rice	Tennessee	10/29/05
112	Sidney Rice	Florida	11/12/05
112	Kenny McKinley	Houston	11/29/06
112	Tori Gurley	Vanderbilt	10/23/10
111	Jared Cook	Vanderbilt	9/4/08
111	Jim Mitchell	Florida State	10/23/71
111	Scott Thomas	Mississippi	10/19/74
110	Mike Haggard	Virginia	9/9/72
110	Zola Davis	Marshall	9/19/98
110	Kenny McKinley	Auburn	9/28/06
109	Jim Mitchell	Maryland	10/17/70
109	Willie Scott	Pittsburgh	12/29/80
109	Toby Cates	Clemson	11/21/92
109	Mike Reddick	Florida	11/13/93
109	Zola Davis	Kent	10/7/95
109	Dion LeCorn	Arkansas	11/3/07
107	Fred Zeigler	Virginia Tech	11/16/68
107	Fred Zeigler	Maryland	10/25/69
107	Mike Haggard	Clemson	11/2/70
107	Sterling Sharpe	East Carolina	10/24/87
107	Zola Davis	Ole Miss	10/3/98
107	Jermale Kelly	Alabama	9/29/00
107	Kenny McKinley	Mississippi State	9/29/07
106	Benny Galloway	Florida State	10/26/68
106	Philip Logan	Georgia	9/27/75
106	Sterling Sharpe	Virginia	10/17/87
106	Ryan Brewer	Georgia	9/14/02
106	Alshon Jeffery	Southern Miss	9/2/10
105	J.R. Wilburn	Wake Forest	10/16/65
105	Philip Logan	Miami (Ohio)	12/20/75
105	Troy Williamson	Troy	9/25/04
104	Chris Wade	Georgia	9/26/82
104	Sterling Sharpe	East Carolina	10/26/85
104	Zola Davis	Louisiana State	9/30/95
103	Jackie Brown	Duke	9/18/71
103	George Rogers	Mississippi	10/15/77
103	Robert Brooks	East Carolina	9/17/89
103	Sidney Rice	Clemson	11/25/06
103	Alshon Jeffery	Georgia	9/11/10
102	Eugene Wilson	Duke	10/8/71
102	Kevin White	Virginia Tech	10/10/87
102	Troy Williamson	Virginia	9/6/03
102	Matthew Thomas	LSU	10/18/03
102	Kenny McKinley	Georgia	9/8/07
101	Eric Poole	The Citadel	8/31/85
101	Danny Smith	Virginia Tech	10/10/87
101	Troy Williamson	Kentucky	10/12/02
100	James Adkisson	Eastern Michigan	9/16/00
100	Tori Gurley	Florida Atlantic	9/19/09
100	Moe Brown	South Carolina State	10/3/09

100-Yard Receiving Games

Alshon Jeffery.....	11	Ryan Brewer	1
Sidney Rice.....	11	Jared Cook	1
Sterling Sharpe.....	10	Benny Galloway.....	1
Zola Davis.....	8	Kent Hagood.....	1
Kenny McKinley.....	7	Ira Hillary.....	1
Philip Logan.....	6	Marcus Lattimore.....	1
Troy Williamson.....	6	Dion LeCorn.....	1
Fred Zeigler.....	5	Monty Means.....	1
Robert Brooks.....	4	Eddie Miller.....	1
Jermale Kelly.....	4	Eddie Muldrow.....	1
Jim Mitchell.....	4	David Pitchko.....	1
Mike Haggard.....	3	Eric Poole.....	1
Stanley Pritchett.....	3	Mike Reddick.....	1
Brian Scott.....	3	Marcus Robinson.....	1
Jackie Brown.....	2	George Rogers.....	1
Moe Brown.....	2	Willie Scott.....	1
Toby Cates.....	2	Horace Smith.....	1
Mike Farrell.....	2	Scott Thomas.....	1
Tori Gurley.....	2	Chris Wade.....	1
Danny Smith.....	2	Kevin White.....	1
Matthew Thomas.....	2	J.R. Wilburn.....	1
Marty Woolbright.....	2	Boo Williams.....	1
James Adkisson.....	1	Eugene Wilson.....	1
Brandon Bennett.....	1		

Year-by-Year Receiving Leaders

Year	Player	Rec.	Yards	Avg.
1949	Jim Pinkerton	18	333	18.5
1950	Steve Wadiak	12	83	6.9
1951	W. A. Skelton	13	204	15.7
1952	Clyde Bennett	34	502	14.8
1953	Clyde Bennett	23	413	18.0
1954	Carl Brazell	29	241	8.3
1955	Carl Brazell	11	162	14.7
1956	Alex Hawkins	10	91	9.1
1957	Julius Derrick	6	126	21
1958	King Dixon	10	189	18.9
	Alex Hawkins	10	141	14.1
1959	Jimmy Hunter	9	60	6.7
1960	Billy Gambrell	12	106	8.8
1961	Billy Gambrell	24	243	10.1
1962	Billy Gambrell	21	226	10.8
1963	Larry Gill	14	188	13.4
1964	J. R. Wilburn	21	236	11.2
1965	J. R. Wilburn	38	562	14.8
1966	Ben Garnto	19	243	12.8
1967	Fred Zeigler	35	370	10.6
1968	Fred Zeigler	59	848	14.4
1969	Fred Zeigler	52	658	12.7
1970	Jim Mitchell	41	842	20.5
1971	Jim Mitchell	47	618	13.1
1972	Mike Haggard	46	639	13.9
1973	Marty Woolbright	23	347	15.1
1974	Mike Farrell	18	258	14.3
1975	Philip Logan	39	716	18.4
1976	Philip Logan	41	678	16.5
1977	Philip Logan	21	415	19.8
1978	Zion McKinney	19	281	14.8
1979	Zion McKinney	23	387	16.8
1980	Willie Scott	34	469	13.8
1981	Horace Smith	27	451	16.7
1982	Chris Corley	24	163	6.8
1983	Ira Hillary	30	422	14.1
1984	Ira Hillary	27	564	20.9
1985	Sterling Sharpe	32	471	14.7
1986	Sterling Sharpe	74	1,106	14.9
1987	Sterling Sharpe	62	915	14.8
1988	Harold Green	36	315	8.8
1989	Robert Brooks	34	471	13.9
1990	Robert Brooks	33	548	16.6
1991	Robert Brooks	55	684	12.4
1992	Brandon Bennett	22	194	8.8
1993	Toby Cates	27	541	20.0
1994	Brandon Bennett	47	340	7.2
1995	Stanley Pritchett	62	664	10.7
1996	Corey Bridges	28	399	14.2
	Marcus Robinson	28	253	9.0
1997	Jermale Kelly	43	618	14.4
1998	Zola Davis	48	733	15.3
1999	Jermale Kelly	24	366	15.3
2000	Jermale Kelly	42	640	15.2
2001	Brian Scott	47	730	15.5
2002	Ryan Brewer	28	299	10.7
2003	Troy Williamson	31	428	13.8
2004	Troy Williamson	43	835	19.4
2005	Sidney Rice	70	1,143	16.3
2006	Sidney Rice	72	1,090	15.1
2007	Kenny McKinley	77	968	12.6
2008	Kenny McKinley	54	642	11.9
2009	Alshon Jeffery	46	763	16.6
2010	Alshon Jeffery	88	1,517	17.2

100-Yard Rusher and Receiver in a Single Game

10/16/65	Wake Forest.....	Ben Garnto (104-Rush) J.R. Wilburn (105-Pass)
11/22/69	Clemson.....	Warren Muir (127-Rush) Fred Ziegler (122-Pass)
11/24/73	Clemson.....	Jeff Grantz (185-Rush) Mike Farrell (146-Pass)
10/19/74	Mississippi.....	Kevin Long (109-Rush) Scott Thomas (111-Pass)
11/8/75	Appalachian State.....	Kevin Long (149-Rush) Philip Logan (129-Pass)
11/15/80	Wake Forest.....	George Rogers (177-Rush) Horce Smith (162-Pass)
9/26/82	Georgia.....	Todd Berry (101-Rush) Chris Wade (104-Pass)
10/17/87	Virginia.....	Harold Green (132-Rush) Sterling Sharpe (106-Pass)
9/22/90	Virginia Tech.....	Mike Dingle (137-Rush) Robert Brooks (118-Pass)
10/20/90	The Citadel.....	Rob DeBoer (104-Rush) David Pitchko (117-Pass)
9/18/93	Louisiana Tech.....	Brandon Bennett (127-Rush) Brandon Bennett (129-Pass)
9/30/95	Louisiana State.....	Duce Staley (139-Rush) Zola Davis (104-Pass)
9/28/96	Mississippi State.....	Duce Staley (100-Rush) Marcus Robinson (189-Pass)
9/19/98	Marshall.....	Troy Hambrick (141-Rush) Zola Davis (110-Pass)
9/16/00	Eastern Michigan.....	Derek Watson (215-Rush) James Adkisson (100-Pass)
10/7/00	Kentucky.....	Derek Watson (149-Rush) Brian Scott (157-Pass)
10/20/01	Vanderbilt.....	Andrew Pinnock (106-Rush) Derek Watson (105-Rush) Brian Scott (143-Pass)
9/14/02	Georgia.....	Corey Jenkins (101-Rush) Ryan Brewer (106-Pass)
9/6/03	Virginia.....	Daccus Turman (123-Rush) Troy Williamson (102-Pass)
11/19/05	Clemson.....	Mike Davis (111-Rush) Sidney Rice (122-Pass)
12/30/05	Missouri.....	Mike Davis (125-Rush) Sidney Rice (191-Pass)
9/23/06	Florida Atlantic.....	Taylor Rank (101-Rush) Sidney Rice (161-Pass)
11/25/06	Clemson.....	Cory Boyd (106-Rush) Sidney Rice (103-Pass)
10/27/07	Tennessee.....	Cory Boyd (160-Rush) Kenny McKinney (151-Pass)
9/19/09	Florida Atlantic.....	Jarvis Giles (113-Rush) Tori Gurley (100-Pass)
10/10/09	Kentucky.....	Kenny Miles (100-Rush) Alshon Jeffery (138-Pass)
10/24/09	Vanderbilt.....	Kenny Miles (102-Rush) Alshon Jeffery (161-Pass)
9/11/10	Georgia.....	Marcus Lattimore (182-Rush) Alshon Jeffery (103-Pass)
10/23/10	Vanderbilt.....	Brian Maddox (146-Rush) Alshon Jeffery (158-Pass) Tori Gurley (112-Pass)
11/20/10	Troy.....	Marcus Lattimore (102-Rush) Alshon Jeffery (123-Pass)

Scoring Game

POINTS SCORED

1. Sidney Rice vs. Florida Atlantic (9/23/06)..... 30
2. Mike Dingle vs. Virginia Tech (9/22/90)..... 24
Stanley Pritchett vs. Mississippi State (10/14/95)..... 24

TOUCHDOWNS SCORED

1. Sidney Rice vs. Florida Atlantic 9/23/06)..... 5
2. Mike Dingle vs. Virginia Tech (9/22/90)..... 4
Stanley Pritchett vs. Mississippi State (10/14/95)..... 4

Season

POINTS SCORED

1. Marcus Lattimore (2010)..... 114
2. Collin Mackie (1987)..... 113
3. Spencer Lanning (2010)..... 102
4. Harold Green (1987)..... 96
5. Ryan Succop (2008)..... 90
6. Ryan Succop (2006)..... 85
7. George Rogers (1980)..... 84
8. Spencer Lanning (2009)..... 79
9. Collin Mackie (1988)..... 82
10. Eddie Leopard (1970)..... 78
Sidney Rice (2005)..... 78

TOUCHDOWNS SCORED

1. Marcus Lattimore (2010)..... 19
2. Harold Green (1987)..... 16
3. George Rogers (1980)..... 14
4. Sidney Rice (2005)..... 13
5. Jeff Grantz (1975)..... 12
Stanley Pritchett (1995)..... 12
Sterling Sharpe (1986)..... 12
Derek Watson (2000)..... 12
Andrew Pinnock (2001)..... 12
10. Nine Players Tied..... 10

TOUCHDOWNS RESPONSIBLE FOR

1. Steve Taneyhill (1995)..... 30

Career

POINTS SCORED

1. Collin Mackie (1987-90)..... 330
2. Ryan Succop (2005-08)..... 251
3. George Rogers (1977-80)..... 202
4. Reed Morton (1993-96)..... 201
5. Harold Green (1986-89)..... 198
6. Scott Hagler (1983-86)..... 195
7. Mark Fleetwood (1981-83)..... 186
Dan Weaver (2001-03)..... 186
9. Spencer Lanning (2007-10)..... 182
10. Brandon Bennett (1991-94)..... 180

TOUCHDOWNS SCORED

1. George Rogers (1977-80)..... 33
2. Harold Green (1986-89)..... 33
3. Brandon Bennett (1991-94)..... 28
Cory Boyd (2003-07)..... 28
5. Andrew Pinnock (1999-2002)..... 27
6. Jeff Grantz (1972-75)..... 26
7. Thomas Dendy (1982-85)..... 25
8. Sterling Sharpe (1983, 85-87)..... 24
9. Jay Lynn Hodgkin (1972-74)..... 23
Sidney Rice (2005-06)..... 23

TOUCHDOWNS RESPONSIBLE FOR

1. Steve Taneyhill (1992-95)..... 64

Year-by-Year Scoring Leaders

Year	Player	Position	Pts.
1941	Stan Stasica	halfback	36
1942	Earl Dunham	halfback	12
	Ken Roskie	halfback	12
1943	Gene Wagnon	halfback	24
1944	Jim Hunnicut	halfback	30
1945	Dutch Brems	halfback	45
1946	Earl Dunham	halfback	24
1947	Bobby Giles	fullback	18
1948	Steve Wadiak	halfback	30
1949	Steve Wadiak	halfback	36
1950	Steve Wadiak	halfback	36
1951	Steve Wadiak	halfback	48
1952	Clyde Bennett	end	36
1953	Gene Wilson	halfback	36
1954	Mackie Prickett	quarterback	43
1955	Carl Brazell	halfback	30
1956	Alex Hawkins	halfback	41
1957	Alex Hawkins	halfback	35
1958	Alex Hawkins	halfback	42
1959	Phil Lavoie	fullback	60
1960	Buddy Bennett	quarterback	18
	Dick Day	fullback	18
1961	Billy Gambrell	halfback	32
1962	Billy Gambrell	halfback	50
	Dan Reeves	quarterback	50
1963	Marty Rosen	halfback	24
1964	Marty Rosen	halfback	30
1965	Jimmy Poole	placekicker	32
1966	Jimmy Poole	placekicker	19
1967	Mike Fair	quarterback	42
1968	Fred Zeigler	flanker	36
	Warren Muir	fullback	36
1969	Billy DuPre	placekicker	51
1970	Billy DuPre	placekicker	58
1971	Tommy Simmons	fullback	42
1972	Mike Haggard	flanker	48
	Jay Lynn Hodgkin	tailback	48
1973	Bobby Marino	placekicker	65
1974	Jay Lynn Hodgkin	tailback	40
1975	Jeff Grantz*	quarterback	72
1976	Britt Parrish	placekicker	53
1977	Britt Parrish	placekicker	53
1978	Johnnie Wright	halfback	42
1979	George Rogers	tailback	54
1980	George Rogers	tailback	84
1981	Mark Fleetwood	placekicker	57
1982	Mark Fleetwood	placekicker	70
1983	Mark Fleetwood	placekicker	59
1984	Scott Hagler	placekicker	69
1985	Scott Hagler	placekicker	59
1986	Sterling Sharpe	wide receiver	72
1987	Collin Mackie	placekicker	113
1988	Collin Mackie	placekicker	82
1989	Collin Mackie	placekicker	59
1990	Collin Mackie	placekicker	76
1991	Brandon Bennett	tailback	54
1992	Marty Simpson	placekicker	50
1993	Reed Morton	placekicker	57
1994	Stanley Pritchett	fullback	68
1995	Stanley Pritchett	fullback	76
1996	Duce Staley	tailback	54
1997	Jermale Kelly	wide receiver	60
1998	Courtney Leavitt	placekicker	37
1999	Steve Florio	placekicker	32
2000	Derek Watson	tailback	72
2001	Andrew Pinnock	running back	72
2001	Daniel Weaver	placekicker	72
2002	Daniel Weaver	placekicker	54
2003	Daniel Weaver	placekicker	49
2004	Josh Brown	placekicker	57
2005	Sidney Rice	wide receiver	78
2006	Ryan Succop	placekicker	85
2007	Ryan Succop	placekicker	76
2008	Ryan Succop	placekicker	90
2009	Spencer Lanning	placekicker	79
2010	Marcus Lattimore	tailback	114

Total Offense Game

TOTAL OFFENSE

1. Steve Taneyhill vs. Mississippi State (10/14/95).....	512
2. Todd Ellis vs. East Carolina (10/24/87).....	429
3. Todd Ellis vs. Virginia Tech (10/11/86).....	428
4. Steve Taneyhill vs. East Carolina (10/8/94).....	421
5. Blake Mitchell vs. Middle Tennessee (11/18/06).....	380
6. Stephen Garcia vs. Kentucky (10/16/10).....	371
7. Tommy Suggs vs. Florida State (10/24/70).....	370
8. Syvelle Newton vs. South Florida (9/18/04).....	363
9. Todd Ellis vs. Appalachian State (10/1/88).....	362
10. Bobby Fuller vs. NC State (10/27/90).....	360

MOST PLAYS

1. Steve Taneyhill vs. East Carolina (10/8/94).....	63
---	----

Season

TOTAL OFFENSE

1. Stephen Garcia (2010).....	3,281
2. Steve Taneyhill (1995).....	3,056
3. Stephen Garcia (2009).....	3,048
4. Todd Ellis (1987).....	3,016
5. Todd Ellis (1986).....	2,975
6. Steve Taneyhill (1994).....	2,413
7. Bobby Fuller (1991).....	2,363
8. Phil Petty (2000).....	2,344
9. Todd Ellis (1988).....	2,253
10. Jeff Grantz (1975).....	2,288

MOST PLAYS

1. Stephen Garcia (2009).....	552
2. Todd Ellis (1987).....	527

MOST YARDS PER GAME

1. Steve Taneyhill (1995).....	277.8
--------------------------------	-------

Career

TOTAL OFFENSE

1. Todd Ellis (1986-89).....	9,351
2. Steve Taneyhill (1992-95).....	8,164
3. Stephen Garcia (2008-10).....	7,362
4. Blake Mitchell (2004-07).....	5,873
5. Anthony Wright (1995-98).....	5,834
6. Phil Petty (1998-01).....	5,797
7. George Rogers (1977-80).....	5,442
8. Tommy Suggs (1968-70).....	5,025
9. Jeff Grantz (1972-75).....	5,017
10. Bobby Fuller (1990-91).....	4,573

MOST PLAYS

1. Todd Ellis (1986-89).....	1,621
------------------------------	-------

MOST YARDS PER GAME

1. Todd Ellis (1986-89).....	217.5
------------------------------	-------

MOST YARDS PER PLAY

1. Todd Ellis (1986-89).....	5.77
------------------------------	------

All-Purpose Season

ALL-PURPOSE YARDAGE

1. George Rogers (1980).....	1,917
2. Derek Watson (2000).....	1,834
3. George Rogers (1979).....	1,821
4. Sterling Sharpe (1986).....	1,745
5. Marcus Lattimore (2010).....	1,609
6. Alshon Jeffery (2010).....	1,517
7. Duce Staley (1996).....	1,484
8. Brandon Bennett (1994).....	1,466
9. Sterling Sharpe (1987).....	1,428
10. Duce Staley (1995).....	1,423

ALL-PURPOSE YARDS PER GAME

1. George Rogers (1980).....	159.8
------------------------------	-------

Career

ALL-PURPOSE YARDAGE

1. George Rogers (1977-80).....	5,932
2. Brandon Bennett (1991-94).....	4,720
3. Robert Brooks (1988-91).....	4,301
4. Sterling Sharpe (1983, 1985-87).....	3,947
5. Harold Green (1986-89).....	3,864
6. Cory Boyd (2003-07).....	3,643
7. Derek Watson (1999-01).....	3,578
8. Thomas Dendy (1982-85).....	3,317
9. Jay Lynn Hodgkin (1972-74).....	3,178
10. Boo Williams (1996-99).....	3,140

Participation

GAMES PLAYED

1. Patrick DiMarco (2007-10).....	52
2. Eric Norwood (2006-09).....	51
Cliff Matthews (2007-10).....	51
Charles Turner (2007-10).....	51
5. Nathan Pepper (2005-09).....	50
Darian Stewart (2006-09).....	50
Ryan Succop (2005-08).....	50
8. Moe Brown (2006-09).....	49
Gerrod Sinclair (2006-09).....	49
Ladi Ajiboye (2007-10).....	49

STARTS

1. Cliff Matthews (2007-10).....	47
2. Travelle Wharton (2000-03).....	45
Ladi Ajiboye (2007-10).....	45
4. Todd Ellis (1986-89).....	43
5. Chris White (2003-06).....	41
6. Kenny McKinley (2005-08).....	40
Steve Taneyhill (1992-95).....	40

CONSECUTIVE STARTS

1. Todd Ellis (1986-89).....	43
2. Steve Taneyhill (1992-95).....	40
3. Eric Norwood (2006-09).....	38
4. Sheldon Brown (1998-01).....	35
5. Kalimba Edwards (1998-01).....	33

Freshman Records

GAME

Rushing Yards

Brandon Bennett vs. East Tenn. State (10/5/91)...	278
---	-----

Pass Receptions

Sidney Rice vs. Missouri (12/30/05).....	12
--	----

Pass Receiving Yards

Sidney Rice vs. Missouri (12/30/05).....	191
--	-----

Longest Pass Reception

Robert Brooks vs. East Carolina (9/17/88).....	97
--	----

Touchdowns Scored

8 times, last: M. Lattimore vs. Troy (11/20/10).....	3
--	---

Points Scored

8 times, last: M. Lattimore vs. Troy (11/20/10).....	18
--	----

SEASON

Passing Yards

Todd Ellis (1986).....	3,020
------------------------	-------

Rushing Yards

Marcus Lattimore (2010).....	1,197
------------------------------	-------

Pass Receptions

Sidney Rice (2005).....	70
-------------------------	----

Receiving Yards

Sidney Rice (2005).....	1,143
-------------------------	-------

Total Offense

Todd Ellis (1986).....	2,975
------------------------	-------

Touchdowns Scored

Marcus Lattimore (2010).....	19
------------------------------	----

Points Scored

Marcus Lattimore (2010).....	114
------------------------------	-----

Opponent Records

TEAM

Rushing Yards

Arkansas (11/3/07).....	542
-------------------------	-----

Passing Yards

Georgia (9/3/94).....	485
-----------------------	-----

Total Offense

Arkansas (11/3/07).....	651
-------------------------	-----

INDIVIDUAL

Yards Rushing

Darren McFadden, Arkansas (11/3/07).....	321
--	-----

Longest Run

Kirby Moore, Georgia (10/7/67).....	87
-------------------------------------	----

Points Scored

Madre Hill, Arkansas (9/9/95).....	36
------------------------------------	----

Touchdowns Scored

Madre Hill, Arkansas (9/9/95).....	6
------------------------------------	---

Touchdown Passes

Chris Leak, Florida (11/13/04).....	6
-------------------------------------	---

Pass Receptions

Ron Sellers, Florida State (10/24/68).....	16
--	----

Earl Bennett, Vanderbilt (11/22/05).....	16
--	----

Yards Receiving

Denarius Moore, Tennessee (10/30/10).....	228
---	-----

Touchdown Receptions

Ron Sellers, Florida State (10/24/68).....	3
--	---

Mitchell Galloway, East Carolina (10/8/94).....	3
---	---

Ike Hilliard, Florida (11/11/95).....	3
---------------------------------------	---

Longest Field Goal

Rex Robinson, Georgia (11/1/80).....	57
--------------------------------------	----

Longest Kickoff Return

Leodis McKelvin, Troy (9/24/05).....	100
--------------------------------------	-----

Brandon Boykin, Georgia (9/12/09).....	100
--	-----

Longest Punt Return

Randy Rhino, Georgia Tech (9/16/72).....	99
--	----

Longest Interception Return

Marcus King, Missouri (12/30/05).....	99
---------------------------------------	----

Placekicking

Game

FIELD GOALS MADE

- Collin Mackie vs. West Virginia (11/22/90) 5
- Spencer Lanning at Georgia (9/12/09) 5

FIELD GOALS ATTEMPTED

- Britt Parrish vs. East Carolina (10/1/77) 6
- Collin Mackie vs. Virginia Tech (10/8/88) 6

PATs MADE

- Reed Morton vs. Kent (10/7/95) 11

Season

FIELD GOALS MADE

- Collin Mackie (1987) 25
- Ryan Succop (2008) 20
- Collin Mackie (1988) 19
- Mark Fleetwood (1982) 17
- Spencer Lanning (2009) 17
- Spencer Lanning (2010) 17

FIELD GOALS ATTEMPTED

- Collin Mackie (1987) 32
- Ryan Succop (2008) 30
- Collin Mackie (1988) 25
- Spencer Lanning (2010) 24
- Collin Mackie (1990) 22

FIELD GOAL PERCENTAGE (Min. 10 Attempts)

- Eddie Leopard (1980) 1.000 (12 of 12)

FIELD GOAL PERCENTAGE (Min. 15 Attempts)

- Mark Fleetwood (1982)944 (17 of 18)

PATs MADE

- Spencer Lanning (2010) 51
- Scott Hagler (1984) 45
- Eddie Leopard (1980) 42
- Bobby Marino (1973) 38
- Collin Mackie (1987) 38
- Reed Morton (1995) 38

PATs ATTEMPTED

- Spencer Lanning (2010) 54
- Scott Hagler (1984) 45
- Eddie Leopard (1980) 43
- Reed Morton (1995) 43
- Bobby Marino (1973) 40
- Scott Hagler (1986) 38
- Collin Mackie (1987) 38

PAT PERCENTAGE

- 12 Players Tied, Last: Ryan Succop (2008) 1.000



Collin Mackie

Career

FIELD GOALS MADE

- Collin Mackie (1987-90) 72
- Ryan Succop (2005-08) 49
- Mark Fleetwood (1981-83) 39
- Reed Morton (1993-96) 39
- Spencer Lanning (2007-10) 34

FIELD GOALS ATTEMPTED

- Collin Mackie (1987-90) 98
- Ryan Succop (2005-08) 69
- Reed Morton (1993-96) 54
- Mark Fleetwood (1981-83) 53
- Daniel Weaver (2000-03) 48

FIELD GOAL PERCENTAGE

- Spencer Lanning (2007-10)773 (34 of 44)
- Josh Brown (2003-05)741 (20 of 27)
- Mark Fleetwood (1981-83)736 (39 of 53)
- Collin Mackie (1987-90)735 (72 of 98)
- Reed Morton (1993-96)722 (39 of 54)

CONSECUTIVE FIELD GOALS

- Collin Mackie (1987-88) 15

PATs MADE

- Scott Hagler (1983-86) 117
- Collin Mackie (1987-90) 114
- Ryan Succop (2005-08) 104
- Daniel Weaver (2000-03) 88
- Bobby Marino (1973-75) 84
- Reed Morton (1993-96) 84

PATs ATTEMPTED

- Scott Hagler (1983-86) 118
- Collin Mackie (1987-90) 115
- Ryan Succop (2005-08) 106
- Daniel Weaver (2000-03) 94
- Reed Morton (1993-96) 90

PAT PERCENTAGE (Min. 40 Made)

- Scott Hagler (1983-86)992 (117 of 118)
- Collin Mackie (1987-90)991 (114 of 115)
- Ryan Succop (2005-08)981 (104 of 106)
- Mark Fleetwood (1981-83)971 (69 of 71)
- Eddie Leopard (1977, 1980)965 (56 of 58)

CONSECUTIVE PATs

- Scott Hagler (1984-86) 82

LONGEST FIELD GOALS

- | | | | | |
|----|-----------------|-------------------|-------|----------|
| 58 | Mark Fleetwood | Georgia | | 9/25/82 |
| 55 | Ryan Succop | Vanderbilt | | 10/21/06 |
| 54 | Scott Hagler | Clemson | | 11/23/85 |
| 54 | Ryan Succop | Arkansas | | 11/8/08 |
| 53 | Mark Fleetwood | NC State | | 10/29/83 |
| 52 | Tommy Bell | NC State | | 9/25/71 |
| 52 | Scott Hagler | NC State | | 11/2/85 |
| 52 | Collin Mackie | East Carolina | | 9/17/88 |
| 51 | Mark Fleetwood | Cincinnati | | 10/2/82 |
| 51 | Spencer Lanning | Furman | | 9/18/10 |
| 50 | Scott Hagler | Wake Forest | | 11/15/86 |
| 50 | Collin Mackie | Virginia Tech | | 10/8/88 |
| 50 | Marty Simpson | East Carolina | | 9/19/92 |
| 50 | Ryan Succop | Tennessee | | 10/28/06 |
| 49 | Britt Parrish | Notre Dame | | 10/23/76 |
| 49 | Scott Hagler | Appalachian State | | 9/7/85 |
| 49 | Collin Mackie | Clemson | | 11/21/87 |
| 49 | Collin Mackie | Louisiana State | | 12/31/87 |
| 49 | Reid Bethea | Alabama | | 9/30/00 |
| 49 | Josh Brown | Tennessee | | 10/29/05 |
| 49 | Ryan Succop | Auburn | | 9/28/06 |
| 49 | Ryan Succop | Tennessee | | 10/27/07 |

Punting

Game

MOST PUNTS

- Ed Clary vs. Florida (10/10/36) 15

PUNTING AVERAGE (Min. 5 Punts)

- Chris Norman vs. Miami (Ohio) (9/1/83) 58.3

PUNTING AVERAGE (Min. 10 Punts)

- Max Runager vs. Mississippi (10/21/78) 47.0

LONGEST PUNT

- Bill Jeffords vs. North Carolina (11/4/24) 90

Season

MOST PUNTS

- Robby Reynolds (1971) 89

MOST YARDS PUNTING

- Chris Norman (1981) 3,367

PUNTING AVERAGE

- Daren Parker (1989) 44.3 (49 for 2170)
- Spencer Lanning (2010) 44.1 (54 for 2383)
- Ryan Succop (2006) 43.7 (29 for 1267)
- Tom O'Connor (1985) 43.7 (52 for 2270)
- Chris Norman (1981) 43.2 (78 for 3367)

Career

MOST PUNTS


- Chris Norman (1980-83) 261

MOST YARDS PUNTING

- Chris Norman (1980-83) 10,677

PUNTING AVERAGE

- Spencer Lanning (2007-10) 42.6 (171 for 7292)
- Ryan Succop (2005-08) 42.3 (85 for 3597)
- Tom O'Connor (1984-85) 41.8 (118 for 4934)
- Max Runager (1974-78) 41.1 (192 for 7899)
- Tyler Dean (1999-2002) 41.1 (154 for 6334)



Max Runager

Game

MOST KICKOFFS RETURNED

1. Chris Culliver vs. Arkansas (11/3/07).....8
2. Bryce Sherman vs. Arkansas (11/6/10).....7
3. Three players tied.....6

MOST KICKOFF RETURN YARDS

1. Chris Culliver vs. Arkansas (11/3/07).....222

MOST PUNTS RETURNED

1. Dick Harris vs. Maryland (10/17/70).....6
- Randy Chastain vs. Clemson (11/24/73).....6
- Kevin Brooks vs. Arkansas (10/18/97).....6

MOST PUNT RETURN YARDS

1. Dick Harris vs. Georgia Tech (9/11/71).....143

Season

MOST KICKOFFS RETURNED

1. Boo Williams (1998).....35
- Bryce Sherman (2010).....35
3. Chris Culliver (2007).....34
- Chris Culliver (2008).....34

MOST KICKOFF RETURN YARDS

1. Dick Harris (1970).....880
2. Chris Culliver (2008).....821

MOST KICKOFFS RETURNED FOR A TOUCHDOWN

1. King Dixon (1957).....2
- Boo Williams (1998).....2

BEST KICKOFF RETURN AVERAGE (Min. 10)

1. Raynard Brown (1984).....31.2 (11 for 344)

BEST KICKOFF RETURN AVERAGE (Min. 15)

1. Boo Williams (1997).....29.3 (18 for 527)

MOST PUNTS RETURNED

1. Dick Harris (1971).....37

MOST PUNT RETURN YARDS

1. Dick Harris (1971).....362

BEST PUNT RETURN AVERAGE (Min. 10)

1. Billy Stephens (1951).....17.1 (18 for 309)

Career

MOST KICKOFFS RETURNED

1. Chris Culliver (2007-10).....106
2. Robert Brooks (1988-91).....76

MOST KICKOFF RETURN YARDS

1. Chris Culliver (2007-10).....2,476
2. Dick Harris (1969-71).....1,946

MOST KICKOFFS RETURNED FOR A TOUCHDOWN

1. King Dixon (1956-58).....2
- Boo Williams (1996-99).....2

BEST KICKOFF RETURN AVERAGE (Min. 20 Ret.)

1. Kent Hagood (1981, 1983-85).....24.7 (21 for 519)

MOST PUNTS RETURNED

1. Dick Harris (1969-71).....77

MOST PUNT RETURN YARDS

1. Dick Harris (1969-71).....825

BEST PUNT RETURN AVERAGE (Min. 15 Returns)

1. Billy Stephens (1949-51).....17.1 (18 for 309)

Year-by-Year Kickoff Return Leaders

Year	Player	Ret.	Yards	Avg.
1956	King Dixon	7	199	28.4
1957	King Dixon	7	293	41.9
1958	King Dixon	11	263	23.9
1959	Joe Gomes	8	189	23.6
1960	Jack Morris	6	208	34.7
1961	Jack Morris	13	375	28.9
1962	Billy Gambrell	17	421	24.7
1963	Ronnie Lamb	11	254	23.1
1964	Bobby Bryant	9	181	20.1
1965	Benny Galloway	19	463	24.4
1966	Bobby Bryant	16	334	20.9
1967	Toy McCord	11	296	26.9
1968	Don Bailey	18	425	23.6
1969	Dick Harris	21	534	25.4
1970	Dick Harris	30	880	29.3
1971	Dick Harris	22	532	24.2
1972	Tom Zipperly	12	339	28.3
1973	Jay Lynn Hodgin	15	344	22.9
1974	Jay Lynn Hodgin	10	160	16.0
1975	Bobby Halminski	21	421	20.0
1976	Casper Carter	13	338	26.0
1977	Casper Carter	11	225	20.5
1978	Horace Smith	15	311	20.7
1979	Horace Smith	17	333	19.6
1980	Horace Smith	18	368	20.4
1981	Kent Hagood	21	519	24.7
1982	Ira Hillary	11	230	20.9
1983	Anthony Smith	18	374	20.8
1984	Raynard Brown	11	344	31.2
	Kevin White	11	196	17.8
1985	Raynard Brown	17	366	21.5
1986	Raynard Brown	27	571	21.1
1987	Sterling Sharpe	12	269	22.4
1988	Robert Brooks	28	627	22.4
1989	Robert Brooks	24	564	23.5
1990	Robert Brooks	10	246	24.6
	Eddie Miller	10	194	19.4
1991	Robert Brooks	14	317	22.6
1992	Frank Adams	15	379	25.3
1993	Frank Adams	14	291	20.8
1994	Brandon Bennett	17	360	21.2
1995	Terry Cousin	26	617	23.7
1996	Terry Cousin	14	285	20.4
1997	Boo Williams	18	527	29.3
1998	Boo Williams	35	760	21.7
1999	Ryan Brewer	7	175	25.0
2000	Derek Watson	25	537	21.5
2001	Ryan Brewer	18	365	20.3
2002	Matthew Thomas	8	212	26.5
2003	Matthew Thomas	22	422	19.2
2004	Troy Williamson	7	150	21.4
2005	Carlos Thomas	21	502	23.9
2006	Carlos Thomas	15	284	18.9
2007	Chris Culliver	34	809	23.8
2008	Chris Culliver	34	821	24.1
2009	Chris Culliver	26	585	22.5
2010	Bryce Sherman	35	713	20.4

Year-by-Year Punt Return Leaders

Year	Player	Ret.	Yards	Avg.
1956	King Dixon	5	67	13.4
1957	Alex Hawkins	5	43	8.6
1958	Alex Hawkins	11	133	12.1
	King Dixon	11	89	8.1
1959	Ken Norton	6	57	9.5
1960	Tommy Pilcher	9	85	9.4
1961	Billy Gambrell	5	13	2.6
1962	Sammy Anderson	4	45	11.3
1963	Marty Rosen	9	101	11.2
1964	Bobby Bryant	10	128	12.8
1965	Bobby Bryant	11	161	14.6
	Benny Galloway	17	111	6.5
1966	Bobby Bryant	13	242	18.6
1967	Toy McCord	15	159	10.6
1968	Tyler Hellams	24	214	8.9
1969	Jim Mitchell	15	186	12.4
1970	Dick Harris	30	319	10.6
1971	Dick Harris	37	362	9.8
1972	C. A. Wilson	13	172	13.2
	Ron Parson	13	90	6.9
1973	Randy Chastain	26	122	4.7
1974	Henry Laws	10	44	4.4
1975	Lance Garrett	12	47	3.9
1976	Lance Garrett	22	119	5.4
1977	Rick Sanford	14	44	3.1
1978	Horace Smith	17	61	3.6
1979	Horace Smith	15	83	5.5
1980	Troy Thomas	14	55	3.9
1981	Troy Thomas	27	304	11.3
1982	Ira Hillary	14	134	9.6
	Troy Thomas	14	58	4.1
1983	Jerry Dunlap	27	354	13.1
1984	Jerry Dunlap	29	183	6.3
1985	Jerry Dunlap	17	62	3.6
1986	Sterling Sharpe	21	190	9.0
1987	Sterling Sharpe	21	179	8.5
1988	Carl Platt	22	266	12.1
1989	Carl Platt	27	166	6.1
1990	Robert Brooks	8	55	6.9
1991	Eddie Miller	13	81	6.2
1992	Terrell Harris	13	77	5.9
1993	Toby Cates	17	100	5.9
1994	Toby Cates	12	77	6.4
1995	Darrel Nicklow	22	153	7.0
1996	Corey Bridges	17	48	2.8
1997	Kevin Brooks	20	142	7.1
1998	Boo Williams	10	72	7.2
1999	Ryan Brewer	14	143	10.2
2000	Ryan Brewer	28	202	7.2
2001	Ryan Brewer	18	99	5.5
2002	Ryan Brewer	9	67	7.4
2003	Demetris Summers	9	111	12.3
2004	Noah Whiteside	18	144	8.0
2005	Kenny McKinley	18	83	4.6
2006	Kenny McKinley	17	151	8.9
2007	Captain Munnerlyn	18	165	9.2
2008	Captain Munnerlyn	18	118	6.6
2009	Stephon Gilmore	15	152	10.1
2010	Stephon Gilmore	9	47	5.2

** - Minimum of 4 returns

CAROLINA FOOTBALL

Return/Defense Records

LONGEST KICKOFF RETURNS

104*	Sterling Sharpe #	Duke	10/12/85
100*	Boo Williams	Vanderbilt	10/25/97
99*	Raynard Brown	Florida State	11/10/84
98*	King Dixon	Texas	10/5/57
98*	Tom Zipperly	NC State	10/28/72
98*	Robert Brooks	Virginia Tech	10/8/88
96*	Dick Harris	Georgia	10/31/70
95*	Gene Robinson	The Citadel	10/29/37
95*	Matthew Thomas	Virginia	9/7/02
94*	Al Grygo	Davidson	10/11/40
94*	Kent Hagood	Hawaii	12/5/81
94	B. Bennett (9)/Richardson (85)	Clemson	11/19/94
93*	Jay Lynn Hodgkin	Houston	9/21/73
91*	Frank Adams	Louisiana Tech	11/7/92
90	Don Bailey	North Carolina	9/25/68
90	R. Chastain (5)/J. Grantz (85)	Ohio	10/20/73
90*	Boo Williams	Florida	11/15/97
89*	King Dixon	Furman	10/12/57
89	Hardin Brown	The Citadel	8/31/85
87	Duce Staley	Arkansas	9/9/95
85*	Bru Boineau	Maryland	10/12/29
85*	Todd Berry	NC State	10/29/83
84	Captain Munnerlyn	Kentucky	10/11/08
82*	Crip Rhame	Presbyterian	10/18/29
82*	Heyward King	Furman	10/12/57
79	Carlos Thomas	Troy	9/24/05
74	Matthew Thomas	UAB	9/20/03
73	Toy McCord	Georgia	10/7/67
73*	Terry Cousin	Louisiana Tech	9/16/95
68	Dick Harris	Tennessee	11/7/70
67	Chris Culliver	Tennessee	11/1/08
66	Derek Watson	Georgia	9/8/01
63	Duce Staley	Tennessee	10/28/95
62	Troy Williamson	Mississippi	11/1/03
61	Ryan Brewer	Wofford	10/3/01
61	Chris Culliver	Kentucky	10/10/09
60	Philip Logan	Wake Forest	11/16/74
59	Don Bailey	NC State	10/31/67
58	Horace Smith	Mississippi	10/21/78
57	Sterling Sharpe	NC State	10/31/87
57	Robert Brooks	Clemson	11/17/90
57	Frank Adams	Kentucky	9/23/93
57	Terry Cousin	Mississippi State	10/14/95
56	Casper Carter	NC State	10/30/76
56	Brandon Bennett	East Carolina	10/8/94
55	Dick Harris	North Carolina	10/10/70
54	Dick Harris	Virginia Tech	10/3/70
54	Kent Hagood	Virginia	10/17/81
53	Derek Watson	Georgia	9/9/00
52	Ben Garnto	Duke	9/30/67
51	Joe Gomes	Miami (Fla.)	11/13/59
51	Henry Laws	Wake Forest	10/13/73
50	Toy McCord	Florida State	11/5/66
50	Dick Harris	Virginia Tech	10/3/70
50	Chris Culliver	Vanderbilt	9/4/08

LONGEST PUNT RETURNS

98*	Bobby Bryant	NC State	10/8/66
97*	Dick Harris	North Carolina	10/10/70
95*	Carl Brazell	Virginia	11/26/55
85*	Stan Stastica	Furman	11/15/41
84	Carroll McClain	Clemson	10/20/55
80*	Bill Jeffords	Erskine	9/29/23
77*	Bobby Bryant	Louisiana State	9/17/66
77*	Dick Harris	Georgia Tech	9/11/71
76*	Billy Stephens	Clemson	10/25/51
75*	Ed Zobel	Virginia	10/6/28
75*	Al Grygo	Clemson	10/24/40
73*	Tyler Hellams	Clemson	11/23/68
73*	Chavez Donnings	Florida	11/15/03
72*	Jim Mitchell	NC State	10/11/69
70*	Bru Boineau	The Citadel	10/31/29
67*	Pat Watson	Virginia	10/21/67
65*	Ed Zobel	Maryland	10/12/29
65*	Darrel Nicklow	Arkansas	9/9/95
63	Jerry Dunlap	Southern Cal	10/1/83

62	Brandon Bennett	Alabama	10/3/92
60	Bob Wimberly	Wofford	10/15/26
59*	Dick Harris	Maryland	10/16/71
59*	Sterling Sharpe	Virginia	10/17/87
56*	Troy Thomas	Virginia	10/17/71
56*	Greg Philpot	Navy	11/12/83
55*	Crip Rhame	Maryland	10/12/29
54	Troy Thomas	Georgia	9/26/81
50*	Bob Wimberly	Erskine	10/26/25
50	Thad Rowe	Wake Forest	11/20/71
50	Carl Platt	Navy	11/12/88

— NCAA recognizes 100 yards

*For Touchdown

Year-by-Year Tackles Leaders

Year	Player	Tackles
1967	Tim Bice	90
1968	Al Usher	86
1969	Mack Lee Tharpe	52
1970	John LeHeup	50
	Dick Harris	50
1971	Rick Brown	105
1972	Dana Carpenter	104
1973	Garry Mott	167
1974	Russ Manzari	133
1975	Bubba Shugart	136
1976	David Prezioso	142
1977	Tim Singleton	132
1978	Scott Wade	110
1979	Robert Perlotte	105
1980	Walt Kater	120
1981	Andrew Provence	161
1982	Andrew Provence	133
1983	Mike Durrah	179
1984	Paul Vogel	164
1985	Ken Robinson	131
1986	Ken Robinson	109
1987	Brad Edwards	130
1988	Rick Rabune	115
1989	Patrick Hinton	108
1990	Patrick Hinton	109
1991	Eric Brown	101
1992	Tony Watkins	94
1993	Tony Watkins	89
1994	Tony Watkins	106
1995	Ben Washington	93
1996	Arturo Freeman	99
1997	Arturo Freeman	92
1998	Ray Green	108
1999	Corey Atkins	104
2000	Rashad Faison	100
2001	Rashad Faison	104
2002	Jonathan Martin	122
2003	Jeremiah Garrison	101
2004	Rodriques Wilson	68
2005	Ko Simpson	103
2006	Jaasper Brinkley	107
2007	Emanuel Cook	92
2008	Emanuel Cook	87
2009	Shaq Wilson	85
2010	Stephon Gilmore	79

Year-by-Year Interception Leaders

Year	Player	No.
1961	Ed Holler	3
1962	Billy Gambrell	2
1963	Lide Huggins	3
1964	Sonny Dickinson	5
1965	Bobby Bryant	3
1966	Wally Orrel	3
	Stan Juk	3
1967	Wally Orrel	3
1968	Pat Watson	7
1969	Pat Watson	3
	Dick Harris	3
1970	Bo Davies	8
1971	Dick Harris	5
1972	Neville Files	4
1973	C. A. Wilson	5
1974	Henry Laws	3
1975	Henry Laws	4
1976	Lance Garrett	4
1977	Lance Garrett	2
1978	Rick Sanford	4
1979	Robert Perlotte	3
	Pat Bowen	3
1980	Pat Bowen	3
	Harry Skipper	3
1981	Harry Skipper	5
1982	Chuck Finney	3
	J.D. Fuller	3
1983	Earl Johnson	3
1984	Bryant Gilliard	9
1985	Greg Philpot	6
1986	Robert Robinson	4
1987	Brad Edwards	8
1988	Patrick Hinton	5
1989	Leon Harris	3
1990	3 players	2
1991	Eric Brown	3
1992	Frank Adams	4
1993	3 players	1
1994	Reggie Richardson	4
	Chris Abrams	4
1995	Five players	1
1996	Ray Green/Arturo Freeman	3
1997	Arturo Freeman	2
1998	Ray Green	2
	Homer Torrance	2
1999	3 players	2
2000	Sheldon Brown	4
	Deandre' Eiland	4
2001	Sheldon Brown	3
	Andre Goodman	3
2002	Dunta Robinson	4
2003	Jeremiah Garrison	2
	Deandre' Eiland	2
2004	Ko Simpson	6
2005	Johnathan Joseph	4
2006	Stoney Woodson	3
2007	Emanuel Cook	3
	Captain Munnerlyn	3
2008	Stoney Woodson	4
2009	Eric Norwood	2
2010	Stephon Gilmore	3

Intro
Staff
Players
Review
Records
History
Bowls
Info

Game

TOTAL TACKLES

1. James Seawright vs. NC State (11/3/84).....29

INTERCEPTIONS

1. Pat Watson vs. Wake Forest (11/9/68).....4
- Bryant Gilliard vs. Florida State (11/10/84).....4

INTERCEPTION RETURN YARDS

1. Patrick Hinton vs. NC State (10/29/88).....114

Season

TOTAL TACKLES

1. Mike Durrah (1983).....179
2. Garry Mott (1973).....167
3. Dana Carpenter (1973).....165
4. Bill Cregar (1973).....164
- Paul Vogel (1984).....164

UNASSISTED TACKLES

1. Jonathan Martin (2002).....93
2. Jasper Brinkley (2006).....85
3. Rashad Faison (2001).....79
4. Dana Carpenter (1972).....77
- Emanuel Cook (2007).....77

TACKLES FOR LOSS

1. Eric Norwood (2007).....19.5
2. Rickey Hagood (1983).....16.0
3. Andrew Provence (1982).....15.0
4. Jasper Brinkley (2006).....14.5
- Eric Norwood (2008).....14.5

SACKS

1. Andrew Provence (1982).....10.0
2. Bill Janus (1978).....9.0
- Karey Johnson (1981).....9.0
- Andrew Provence (1981).....9.0
- Eric Norwood (2008).....9.0
- Melvin Ingram (2010).....9.0

INTERCEPTIONS

1. Bryant Gilliard (1984).....9

INTERCEPTION RETURN YARDS

1. Ed Pasky (1949).....159

PASSES BROKEN UP (Since 1981)

1. Chris Major (1985).....17
2. Sheldon Brown (2000).....15
3. Brad Edwards (1987).....13
4. Sheldon Brown (2001).....12
5. Dunta Robinson (2003).....12

Career

TOTAL TACKLES

1. J.D. Fuller (1979, 81-83).....405
2. Andrew Provence (1980-82).....401
3. Mike Durrah (1980-82).....396
4. James Seawright (1981-84).....384
5. Tony Watkins (1991-94).....357
6. Rashad Faison (1999-02).....349
7. Kenneth Robinson (1982-83, 85-86).....340
8. Patrick Hinton (1987-90).....328
9. Ben Washington (1994-97).....326
10. Arturo Freeman (1995-99).....307
11. Marty Dye (1988-91).....300

12. Eric Brown (1990-93).....292
13. Greg Philpot (1983-87).....279
14. Kenny Harney (1998-01).....273
15. Paul Vogel (1981-84).....262
16. Brad Edwards (1984-87).....261
17. Eric Norwood (2006-09).....255
18. Jeremiah Garrison (2000-03).....249
19. Derrick Little (1985-88).....248
20. Joe Reaves (1988-91).....239
- Jonathan Martin (2000-02).....239

UNASSISTED TACKLES (Since 1982)

1. Rashad Faison (1999-02).....247
2. Tony Watkins (1991-94).....204
3. Patrick Hinton (1987-90).....191
4. Eric Brown (1990-93).....181
5. Emanuel Cook (2006-08).....179
6. Jonathan Martin (2000-02).....176
7. Eric Norwood (2006-09).....175
8. Kenny Harney (1998-01).....165
9. Marty Dye (1988-91).....164
10. Ben Washington (1994-97).....161

TACKLES FOR LOSS

1. Eric Norwood (2006-09).....54.5
2. Andrew Provence (1980-82).....35.0
3. Frank Wright (1981-84).....32.0
4. Cecil Caldwell (1997-2000).....31.0
5. Rickey Hagood (1980-82).....30.0
6. Roy Hart (1983-84, 85-86).....29.0
7. Rashad Faison (1999-2002).....27.5
8. Kenneth Robinson (1982-83, 85-86).....27.0
9. Cliff Matthews (2007-10).....26.0
10. Glenn Woodley (1983-84).....25.0

SACKS

1. Eric Norwood (2006-09).....29.0
2. Andrew Provence (1980-82).....26.0
3. John Abraham (1996-99).....23.5
4. Cecil Caldwell (1997-00).....15.5
- Cliff Matthews (2007-10).....15.5
6. Stacy Evans (1993-94).....15.0
- Kalimba Edwards (1998-01).....15.0
- George Gause (2001-04).....15.0
9. Phil Ellis (1979-82).....14.0
10. Troy Duke (1989-92).....12.5

INTERCEPTIONS

1. Bo Davies (1969-71).....14

INTERCEPTION RETURN YARDS

1. Patrick Hinton (1987-90).....240

PASSES BROKEN UP (Since 1981)

1. Chris Major (1983-86).....43
2. Sheldon Brown (1998-01).....36
3. Robert Robinson (1985-88).....33
4. Rashad Faison (1999-02).....25
5. Dunta Robinson (2000-03).....22
6. Brad Edwards (1984-87).....21
- Tony Watkins (1991-94).....21
8. Andre Goodman (1998-01).....20
9. Darian Stewart (2006-09).....20
10. Arturo Freeman (1995-97, 99).....19
- Deandre' Eiland (2000-03).....19

LONGEST INTERCEPTION/FUMBLE RETURNS

- | | | | |
|------|-----------------|--------------|------------|
| 102* | Mel Baxley | Georgia Tech | \$*9/15/73 |
| 101* | Harry Skipper | Pacific | \$*9/14/82 |
| 101* | Ed Pasky | Wake Forest | \$11/23/49 |
| 98* | Jamacia Jackson | Vanderbilt | 9/4/04 |
| 94* | Dick Harris | Georgia | 10/31/70 |
| 90* | Dutch Brems | Wake Forest | 1/1/46 |

- | | | | |
|-----|-----------------------------------|--------------------|-----------|
| 90* | Dewitt Arrowsmith | Davidson | 10/14/38 |
| 83* | Patrick Hinton | NC State | 10/29/88 |
| 81* | Kalimba Edwards | Tennessee | 10/28/00 |
| 80* | Crip Rhame | Clemson | 10/24/29 |
| 80* | Stephon Gilmore | Furman | 9/18/10 |
| 78* | Buddy Frick | North Carolina | +11/6/54 |
| 75* | Bru Boineau | Clemson | 10/24/29 |
| 75* | Colie Seaborn | Clemson | 10/25/17 |
| 70 | Andre Goodman | Georgia | 9/9/00 |
| 70* | Ed Zobel | Maryland | 10/12/29 |
| 69* | Deandre' Eiland | Temple | 9/21/02 |
| 68* | Stoney Woodson | Tennessee | 11/1/08 |
| 64* | Chris Abrams | East Carolina | 10/8/94 |
| 64* | Alex Urban | Clemson | 10/24/40 |
| 64* | Jerry Hughes | Clemson | #10/20/38 |
| 61* | Brad Edwards | Clemson | 11/22/86 |
| 60* | Scott Windsor | North Carolina | 11/11/89 |
| 60* | George Belk | Clemson | 10/27/21 |
| 59 | Al Usher | Georgia Tech | 9/12/70 |
| 58 | Ben Washington | Georgia | 9/14/96 |
| 57* | Ko Simpson | Arkansas | +11/6/04 |
| 57* | Ko Simpson | Georgia | 9/11/04 |
| 56* | Chaz Sutton | Troy | 11/20/10 |
| 55* | Chuck Finney | N.C. State | 10/31/81 |
| 54* | Tony Watkins | East Tennessee St. | 10/5/91 |
| 54 | Blake Edwards | Clemson | 10/23/24 |
| 53* | Eric Norwood | Kentucky | 10/4/07 |
| 52 | Patrick Hinton | Miami (Fla.) | 12/5/87 |
| 52 | Emanuel Cook | Mississippi | 10/4/08 |
| 51* | Terry Cousin | Arkansas | 10/19/96 |
| 50 | K. Lester (0)/J. Caskey (50) Duke | | 9/23/61 |

*For Touchdown \$ — NCAA recognizes 100 yards
+ — Fumble return # — Intercepted pitchout

Year-by-Year Sack Leaders

Year	Player	Sacks
1972	Jim Beard	7.0
1976	Scott Blackman/Russ Manzari	7.0
1977	John Dantonio	4.0
1978	Bill Janus	9.0
1979	Arthur Broussard	6.0
1980	Phil Ellis/Andrew Provence	7.0
1981	Andrew Provence/Karey Johnson	9.0
1982	Andrew Provence	10.0
1983	Ken Robinson	6.0
1984	Carl Hill	5.0
1985	Tony Guyton	6.5
1986	Roy Hart/Kevin Hendrix	4.0
1987	Roy Hart/Brendan McCormack	5.0
1988	David Taylor	4.0
1989	Corey Miller	7.0
1990	Troy Duke	3.5
1991	Marty Dye/Gerald Dixon/T. Duke	4.0
1992	Ernest Dixon/Troy Duke	4.0
1993	Stacy Evans	8.0
1994	Stacy Evans	9.0
1995	Eric Sullivan	8.0
1996	John Abraham	4.0
1997	John Abraham	6.5
1998	John Abraham	7.0
1999	John Abraham	6.0
2000	Kalimba Edwards/Cecil Caldwell	7.0
2001	John Stammer	3.0
2002	George Gause	4.0
2003	Moe Thompson/George Gause	5.0
2004	George Gause	5.0
2005	Stanley Doughty/Dakota Walker	3.5
2006	Casper Brinkley/Eric Norwood	7.0
2007	Eric Norwood	6.0
2008	Eric Norwood	9.0
2009	Eric Norwood/Cliff Matthews	7.0
2010	Melvin Ingram	9.0