



# FIFA U-17 World Cup India 2017

## Statistical Kit – event edition



*Last update: 31 August 2017*



## Contents

<b>Introduction .....</b>	<b>4</b>
Roll of Honour .....	4
<b>Teams qualified .....</b>	<b>5</b>
<b>Match Schedule .....</b>	<b>6</b>
<b>Team profiles .....</b>	<b>8</b>
<b>GROUP A .....</b>	<b>8</b>
INDIA (IND) – HOST   A1 .....	8
USA (USA)   A2 .....	9
COLOMBIA (COL)   A3 .....	10
GHANA (GHA)   A4 .....	11
<b>Group A – previous head-to-heads .....</b>	<b>12</b>
<b>GROUP B .....</b>	<b>13</b>
PARAGUAY (PAR)   B1 .....	13
MALI (MLI)   B2 .....	14
NEW ZEALAND (NZL)   B3 .....	15
TURKEY (TUR)   B4 .....	16
<b>Group B – previous head-to-heads .....</b>	<b>17</b>
<b>GROUP C .....</b>	<b>18</b>
IR IRAN (IRN)   C1 .....	18
GUINEA (GUI)   C2 .....	19
GERMANY (GER)   C3 .....	20
COSTA RICA (CRC)   C4 .....	21
<b>Group C – previous head-to-heads .....</b>	<b>22</b>
<b>Group D .....</b>	<b>23</b>
KOREA DPR (PRK)   D1 .....	23
NIGER (NIG)   D2 .....	24
BRAZIL (BRA)   D3 .....	25
SPAIN (ESP)   D4 .....	26
<b>Group D – previous head-to-heads .....</b>	<b>27</b>
<b>Group E .....</b>	<b>28</b>
HONDURAS (HON)   E1 .....	28
JAPAN (JPN)   E2 .....	29
NEW CALEDONIA (NCL)   E3 .....	30
FRANCE (FRA)   E4 .....	31
<b>Group E – previous head-to-heads .....</b>	<b>32</b>
<b>Group F .....</b>	<b>33</b>
IRAQ (IRQ)   F1 .....	33
MEXICO (MEX)   F2 .....	34
CHILE (CHI)   F3 .....	35
ENGLAND (ENG)   F4 .....	36
<b>Group F – previous head-to-heads .....</b>	<b>37</b>
<b>Venues of the 2017 tournament .....</b>	<b>38</b>

<b>History .....</b>	<b>39</b>
<b>Statistics .....</b>	<b>43</b>
Competition Nutshell .....	43
Goals .....	44
All-time top goalscorers .....	44
Milestone goals .....	45
Hat-tricks .....	46
Matches .....	47
Highest scoring matches .....	47
Biggest Wins .....	47
Team statistics .....	48
Players .....	49
Coaches .....	49
Referees .....	50
Spectators .....	51
<b>Awards .....</b>	<b>52</b>
<b>Ranking by tournament .....</b>	<b>55</b>
<b>All-time ranking* .....</b>	<b>56</b>

*Photo on cover: KHELEO the mascot during the official draw of the FIFA U17 World Cup 2017 held in Mumbai, India  
(Photo by Pal Pillai/ FIFA via Getty Images)*

## Introduction

The format of the teenage tournament has always aimed to give all confederations an equal chance, especially in this developing age group. In 2007, the number of participating teams was increased from 16 to 24, and the places allocated amongst the confederations as follows: AFC 4, CAF 4, CONCACAF 4, CONMEBOL 4, UEFA 5, OFC 2, and the host country 1.

From 1985 to 1993, matches were played over two 40-minute halves (extra time was ten minutes each way). In Ecuador in 1995, the standard duration of matches was increased to the traditional format of 45 minutes per half (with 15 minutes per half in extra time). In 2011, extra time was abolished for the FIFA U-17 World Cup and the FIFA U-17 Women's World Cup after a proposal put forward by the FIFA Medical Committee and the FIFA Task Force Football 2014.



## Roll of Honour

Year/Host	Teams matches	Winner	Final score	Runner-up	3 <sup>rd</sup> place	3 <sup>rd</sup> place score	4 <sup>th</sup> place
2015 Chile	24/52	<b>Nigeria</b>	2-0	Mali	Belgium	3-2	Mexico
2013 UAE	24/52	<b>Nigeria</b>	3-0	Mexico	Sweden	4-1	Argentina
2011 Mexico	24/52	<b>Mexico</b>	2-0	Uruguay	Germany	4-3	Brazil
2009 Nigeria	24/52	<b>Switzerland</b>	1-0	Nigeria	Spain	1-0	Colombia
2007 Korea Republic	24/52	<b>Nigeria</b>	0-0 PSO 3-0	Spain	Germany	2-1	Ghana
2005 Peru	16/32	<b>Mexico</b>	3-0	Brazil	Netherlands	2-1	Turkey
2003 Finland	16/32	<b>Brazil</b>	1-0	Spain	Argentina	1-1 PSO 5-4	Colombia
2001 Trinidad & Tobago	16/32	<b>France</b>	3-0	Nigeria	Burkina Faso	2-0	Argentina
1999 New Zealand	16/32	<b>Brazil</b>	0-0 PSO 8-7	Australia	Ghana	2-0	USA
1997 Egypt	16/32	<b>Brazil</b>	2-1	Ghana	Spain	2-1	Germany
1995 Ecuador	16/32	<b>Ghana</b>	3-2	Brazil	Argentina	2-0	Oman
1993 Japan	16/32	<b>Nigeria</b>	2-1	Ghana	Chile	1-1 PSO 4-2	Poland
1991 Italy	16/32	<b>Ghana</b>	1-0	Spain	Argentina	1-1 PSO 4-1	Qatar
1989 Scotland	16/32	<b>Saudi Arabia</b>	2-2 PSO 5-4	Scotland	Portugal	3-0	Bahrain
1987 Canada	16/32	<b>Soviet Union</b>	1-1 PSO 4-2	Nigeria	Cote D'Ivoire	2-1 AET	Italy
1985 China PR	16/32	<b>Nigeria</b>	2-0	Germany FR	Brazil	4-1	Guinea

## Participating Teams

### AFC (4+1 host)

**Iraq, Iran, Japan and Korea DPR** joined the hosts in qualifying for India 2017 by virtue of reaching the semi-finals of the 2016 AFC U-16 Championship.

	Team	2017 Appearance
	HOST India (IND)	1 <sup>st</sup>
	IR Iran (IRN)	4 <sup>th</sup>
	Iraq (IRQ)	2 <sup>nd</sup>
	Japan (JPN)	8 <sup>th</sup>
	Korea DPR (PRK)	5 <sup>th</sup>

### CAF (4)

**Ghana, Guinea, Mali and Niger** reached the semi-finals of the 2017 CAF Africa U-17 Cup of Nations in Gabon to take Africa's spots at India 2017.

	Team	2017 Appearance
	Ghana (GHA)	9 <sup>th</sup>
	Guinea (GUI)	5 <sup>th</sup>
	Mali (MLI)	5 <sup>th</sup>
	Niger (NIG)	1 <sup>st</sup>





### CONCACAF (4)

The 2017 CONCACAF U-17 Championship was held in Panama in April/May 2017. **Costa Rica, Honduras, Mexico and USA** secured the four available spots for India 2017.

	Team	2017 Appearance
	Costa Rica (CRC)	10 <sup>th</sup>
	Honduras (HON)	5 <sup>th</sup>
	Mexico (MEX)	13 <sup>th</sup>
	USA (USA)	16 <sup>th</sup>


### CONMEBOL (4)

The 2017 South American U-17 Football Championship took place in February/March 2017 in Chile. **Paraguay, Chile, Brazil and Colombia** collected the four available slots.

	Team	2017 Appearance
	Brazil (BRA)	16 <sup>th</sup>
	Chile (CHI)	4 <sup>th</sup>
	Colombia (COL)	6 <sup>th</sup>
	Paraguay (PAR)	4 <sup>th</sup>

### OFC (2)

The 2017 OFC U-17 Championship was held in Tahiti in February 2017. **New Caledonia and New Zealand** reached the OFC final to qualify for India 2017.

	Team	2017 Appearance
	New Caledonia (NCL)	1 <sup>st</sup>
	New Zealand (NZL)	8 <sup>th</sup>

### UEFA (5)

**Spain, Turkey, England and Germany** reached the 2017 UEFA European U-17 Championship semi-finals and, in doing so, secured berths at India 2017. They will be joined by **France**, who won a play-off match against Hungary.

	Team	2017 Appearance
	England(ENG)	4 <sup>th</sup>
	France (FRA)	6 <sup>th</sup>
	Germany (GER)	10 <sup>th</sup>
	Spain (ESP)	9 <sup>th</sup>
	Turkey (TUR)	3 <sup>rd</sup>

## Match Schedule

GROUP A	GROUP B	GROUP C	GROUP D	GROUP E	GROUP F
A1 INDIA	B1 PARAGUAY	C1 IRAN	D1 KOREA DPR	E1 HONDURAS	F1 IRAQ
A2 USA	B2 MALI	C2 GUINEA	D2 NIGER	E2 JAPAN	F2 MEXICO
A3 COLOMBIA	B3 NEW ZEALAND	C3 GERMANY	D3 BRAZIL	E3 NEW CALEDONIA	F3 CHILE
A4 GHANA	B4 TURKEY	C4 COSTA RICA	D4 SPAIN	E4 FRANCE	F4 ENGLAND

Group A				
Date	Match	City	Match #	Kick-off (local time)
2017-10-06	COLOMBIA - GHANA	NEW DELHI	1	17:00
2017-10-06	INDIA - USA	NEW DELHI	2	20:00
2017-10-09	GHANA - USA	NEW DELHI	13	17:00
2017-10-09	INDIA - COLOMBIA	NEW DELHI	14	20:00
2017-10-12	GHANA - INDIA	NEW DELHI	25	20:00
2017-10-12	USA - COLOMBIA	NAVI MUMBAI	26	20:00
Group B				
2017-10-06	NEW ZEALAND - TURKEY	NAVI MUMBAI	3	17:00
2017-10-06	PARAGUAY - MALI	NAVI MUMBAI	4	20:00
2017-10-09	TURKEY - MALI	NAVI MUMBAI	15	17:00
2017-10-09	PARAGUAY - NEW ZEALAND	NAVI MUMBAI	16	20:00
2017-10-12	MALI - NEW ZEALAND	NEW DELHI	27	17:00
2017-10-12	TURKEY - PARAGUAY	NAVI MUMBAI	28	17:00
Group C				
2017-10-07	GERMANY - COSTA RICA	GOA	5	17:00
2017-10-07	IRAN - GUINEA	GOA	6	20:00
2017-10-10	COSTA RICA - GUINEA	GOA	17	17:00
2017-10-10	IRAN - GERMANY	GOA	18	20:00
2017-10-13	COSTA RICA - IRAN	GOA	29	17:00
2017-10-13	GUINEA - GERMANY	KOCHI	30	17:00
Group D				
2017-10-07	BRAZIL - SPAIN	KOCHI	7	17:00
2017-10-07	KOREA DPR - NIGER	KOCHI	8	20:00
2017-10-10	SPAIN - NIGER	KOCHI	19	17:00
2017-10-10	KOREA DPR - BRAZIL	KOCHI	20	20:00
2017-10-13	NIGER - BRAZIL	GOA	31	20:00
2017-10-13	SPAIN - KOREA DPR	KOCHI	32	20:00
Group E				
2017-10-08	NEW CALEDONIA - FRANCE	GUWAHATI	9	17:00
2017-10-08	HONDURAS - JAPAN	GUWAHATI	10	20:00
2017-10-11	FRANCE - JAPAN	GUWAHATI	21	17:00
2017-10-11	HONDURAS - NEW CALEDONIA	GUWAHATI	22	20:00
2017-10-14	FRANCE - HONDURAS	GUWAHATI	33	17:00
2017-10-14	JAPAN - NEW CALEDONIA	KOLKATA	34	17:00
Group F				
2017-10-08	CHILE - ENGLAND	KOLKATA	11	17:00
2017-10-08	IRAQ - MEXICO	KOLKATA	12	20:00
2017-10-11	ENGLAND - MEXICO	KOLKATA	23	17:00
2017-10-11	IRAQ - CHILE	KOLKATA	24	20:00
2017-10-14	MEXICO - CHILE	GUWAHATI	35	20:00
2017-10-14	ENGLAND - IRAQ	KOLKATA	36	20:00



## Second stage

Round of 16				
Date	Match	City	Match #	Kick-off (local time)
2017-10-16	2A - 2C	NEW DELHI	37	17:00
2017-10-16	1B - 3ACD	NEW DELHI	38	20:00
2017-10-17	1C - 3ABF	GOA	39	17:00
2017-10-17	1E - 2D	GUWAHATI	40	17:00
2017-10-17	1F - 2E	KOLKATA	41	20:00
2017-10-18	1A - 3CDE	NAVI MUMBAI	42	17:00
2017-10-17	2B - 2F	GOA	43	20:00
2017-10-18	1D - 3BEF	KOCHI	44	20:00
Quarter-finals				
2017-10-21	W38 - W41	GOA	45	20:00
2017-10-22	W37 - W44	KOLKATA	46	20:00
2017-10-22	W40 - W39	KOCHI	47	17:00
2017-10-21	W43 - W42	GUWAHATI	48	17:00
Semi-final				
2017-10-25	W46 - W45	GUWAHATI	49	17:00
2017-10-25	W48 - W47	NAVI MUMBAI	50	20:00
Play-off for 3 <sup>rd</sup> Place				
2017-10-28	3 <sup>rd</sup> Place	KOLKATA	51	17:00
Final				
2017-10-28	Final	KOLKATA	52	20:00

*Kick-off times subject to change*



Belgian's goalkeeper Jens Teunckens during the FIFA U-17 World Cup Chile 2015 quarter-final match against Costa Rica.  
(Photo by Alex Grimm - FIFA/FIFA via Getty Images)

## Team profiles

### GROUP A

	Team
	<b>A1 INDIA (IND)– HOST</b>
	<b>A2 USA (USA)</b>
	<b>A3 COLOMBIA (COL)</b>
	<b>A4 GHANA (GHA)</b>

### INDIA (IND) – HOST

**A1**

<b>Confederation</b>	AFC
<b>Overall record FIFA U-17 World Cup</b>	
Previous participations	0
best achievement / year	-
Last FIFA U-17 World Cup appearance / achievement	-
All-time ranking	-
Number of matches played      wins – draws – losses	-
Goals for – goals against	-
Biggest win/best score	-
Previous FIFA World Cups	0
best achievement / year	-
Previous FIFA Confederations Cups	0
best achievement / year	-
Previous FIFA U-20 World Cups	0
best achievement / year	-
Previous Olympic Football Tournaments	4 (1948, 1952, 1956, 1960)
best achievement / year	Fourth place in 1956

### Team Facts

India return to the finals of a FIFA competition after 57 years. The South Asians participated in four consecutive editions of the Olympic Football Tournament between 1948 and 1960.

India are the 18th Asian team to take part in the U-17 World Cup. The last AFC representatives to make their tournament bow were Iraq in 2013.

More editions of the U-17 World Cup have been held in Asia than in any other continent. The campaign in India will be the fifth after those staged in China (1985), Japan (1993), Korea Republic (2007) and United Arab Emirates (2013).



USA (USA)		A2
Confederation	CONCACAF	
Overall record FIFA U-17 World Cup		
Previous participations best achievement / year	15 (1985, 1987, 1989, 1991, 1993, 1995, 1997, 1999, 2001, 2003, 2005, 2007, 2009, 2011, 2015) Fourth place in 1999	
FIFA U-17 World Cup participation / achievement	2015 Group stage	
All-time ranking	8 of 79	
Number of matches played (wins – draws – losses)	55 (19 – 8 – 28)	
Goals for – goals against	75 – 96	
Biggest win/best score	6-1 vs Korea Republic in 2003	
Previous FIFA World Cups best achievement / year	10 (1930, 1934, 1950, 1990, 1994, 1998, 2002, 2006, 2010, 2014) Third place in 1930	
Previous FIFA Confederations Cups best achievement / year	4 (1992, 1999, 2003, 2009) Runners-up in 2009	
Previous FIFA U-20 World Cups best achievement / year	15 (1981, 1983, 1987, 1989, 1993, 1997, 1999, 2001, 2003, 2005, 2007, 2009, 2013, 2015, 2017) Fourth place in 1989	
Previous Olympic Football Tournaments best achievement / year	13 (1924, 1928, 1936, 1948, 1952, 1956, 1972, 1984, 1988, 1992, 1996, 2000, 2008) Fourth place in 2000	

## Team Facts

USA are contesting their 16th U-17 World Cup and share the record for the most participations with Brazil. The Americans only missed out on the 2013 campaign, following 14 consecutive appearances, and their best finish of fourth place came in 1999.

The *Stars and Stripes* have racked up more defeats (28) and conceded more goals (96) than any other side in the tournament's history. Between 1999 and 2007 they failed to keep a clean sheet in 16 consecutive U-17 World Cup games.

The 1000th goal in the history of the U-17 World Cup was struck on 20 September 2005 by an American, Ryan Soroka, who was the last scorer in his side's 3-1 group-round victory against Italy. A total of 1859 goals have been netted ahead of the 2017 edition and the milestone of 2000 is another 141 away, a tally that has been reached in all five tournaments since the 24-team format was adopted.

## COLOMBIA (COL)

A3

<b>Confederation</b>	CONMEBOL
<b>Overall record FIFA U-17 World Cup</b>	
Previous participations best achievement / year	5 (1989, 1993, 2003, 2007, 2009) Fourth place in 2003, 2009
FIFA U-17 World Cup participation / achievement	2009 Fourth place
All-time ranking	15 of 79
Number of matches played (wins – draws – losses)	23 (7 – 7 – 9)
Goals for – goals against	38 – 34
Biggest win/best score	9-1 vs Finland in 2003
Previous FIFA World Cups best achievement / year	5 (1962, 1990, 1994, 1998, 2014) Quarter-finals in 2014
Previous FIFA Confederations Cups best achievement / year	1 (2003) Fourth place in 2003
Previous FIFA U-20 World Cups best achievement / year	9 (1985, 1987, 1989, 1993, 2003, 2005, 2011, 2013, 2015) Third place in 2003
Previous Olympic Football Tournaments best achievement / year	5 (1968, 1972, 1980, 1992, 2016) Quarter-finals in 2016

### Team Facts

Colombia return to the finals of the U-17 World Cup eight years after their last appearance in 2009, when their fourth-placed finish equalled their previous best showing at the 2003 edition.

Only Spain, who thrashed New Zealand 13-0 in 1997, have scored more goals in a single U-17 World Cup fixture than Colombia, who trounced Finland 9-1 in 2003.

Colombian Carlos Hidalgo is one of a quartet of players who have scored four goals in an U-17 World Cup match, having struck four times in the 9-1 win over Finland in 2003. The other three quadruples were bagged by Spain's David in 1997 against New Zealand, Côte d'Ivoire's Souleymane Coulibaly in 2011 against Denmark and Nigerian Kelechi Iheanacho in 2013 against Mexico.

## GHANA (GHA)

A4

<b>Confederation</b>	CAF
<b>Overall record FIFA U-17 World Cup</b>	
Previous participations best achievement / year	8 (1989, 1991, 1993, 1995, 1997, 1999, 2005, 2007) Champions in 1991, 1995
FIFA U-17 World Cup participation / achievement	2007 Fourth place
All-time ranking	5 of 79
Number of matches played (wins – draws – losses)	43 (27 – 10 – 6)
Goals for – goals against	86 – 36
Biggest win/best score	7-1 vs Thailand in 1999
Previous FIFA World Cups best achievement / year	3 (2006, 2010, 2014) Quarter-finals in 2010
Previous FIFA Confederations Cups best achievement / year	0 -
Previous FIFA U-20 World Cups best achievement / year	7 (1993, 1997, 1999, 2001, 2009, 2013, 2015) Champions in 2009
Previous Olympic Football Tournaments best achievement / year	6 (1964, 1968, 1972, 1992, 1996, 2004) Third place in 1992

### Team Facts

Ghana return to the finals ten years after finishing fourth in Korea Republic 2017, which is the longest break between appearances among the 24 sides competing in India.

The Black Starlets have scored in their last 21 matches, a record series also achieved by Germany between 2007 and 2015. The Ghanaians will edge ahead if they find the target in their opening match in India.

The West Africans are the only side to have contested four consecutive finals in the U-17 World Cup, having reached the deciding match between 1991 and 1997 and won two titles in 1991 and 1995.

## Group A – previous head-to-heads

### Colombia vs. Ghana: 1 Match

Date	Venue, City	Team A	Team B	Result	Cls	Stage
2007-08-26	Ulsan Complex Stadium, ULSAN (KOR)	Colombia	<b>Ghana</b>	1-2 (0-1)	FU17WC	First Stage

	Matches Played	Wins	Draws	Losses	Goals For	Goals Against
Colombia	1	0	0	1	1	2
Ghana	1	1	0	0	2	1

### Colombia vs. USA: 1 Match

Date	Venue, City	Team A	Team B	Result	Cls	Stage
1993-08-24	Nishiyogoku Athletic Stadium, KYOTO (JPN)	<b>Colombia</b>	USA	2-1 (1-0)	FU17WC	First Stage

	Matches Played	Wins	Draws	Losses	Goals For	Goals Against
Colombia	1	1	0	0	2	1
USA	1	0	0	1	1	2

### Ghana vs. USA: 2 Matches

Date	Venue, City	Team A	Team B	Result	Cls	Stage
1995-08-08	Estadio Olimpico Atahualpa, QUITO (ECU)	USA	<b>Ghana</b>	0-2 (0-1)	FU17WC	First Stage
1999-11-27	North Harbour Stadium, AUCKLAND (NZL)	USA	<b>Ghana</b>	0-2 (0-1)	FU17WC	Match for 3rd place

	Matches Played	Wins	Draws	Losses	Goals For	Goals Against
Ghana	2	2	0	0	4	0
USA	2	0	0	2	0	4

## GROUP B

	Team
	<b>B1 PARAGUAY (PAR)</b>
	<b>B2 MALI (MLI)</b>
	<b>B3 NEW ZEALAND (NZL)</b>
	<b>B4 TURKEY (TUR)</b>

## PARAGUAY (PAR)

**B1**

<b>Confederation</b>	CONMEBOL
<b>Overall record FIFA U-17 World Cup</b>	
Previous participations best achievement / year	3 (1999, 2001, 2015) Quarter-finals in 1999
FIFA U-17 World Cup participation / achievement	2015 Group stage
All-time ranking	33 of 79
Number of matches played (wins – draws – losses)	10 (5 – 1 – 4)
Goals for – goals against	23 – 19
Biggest win/best score	5-0 vs Jamaica in 1999
<b>Previous FIFA World Cups</b>	
best achievement / year	8 (1930, 1950, 1958, 1986, 1998, 2002, 2006, 2010) Quarter-finals in 2010
<b>Previous FIFA Confederations Cups</b>	
best achievement / year	0 -
<b>Previous FIFA U-20 World Cups</b>	
best achievement / year	9 (1977, 1979, 1985, 1997, 1999, 2001, 2003, 2009, 2013) Fourth place in 2001
<b>Previous Olympic Football Tournaments</b>	
best achievement / year	2 (1992, 2004) Runners-up in 2004

## Team Facts

Paraguay are making their fourth outing in the U-17 World Cup and achieved their best result on their debut in 1999, when they were eliminated in the quarter-finals by the eventual champions Brazil.

*Los Guaranies* have scored an average of 4.2 goals in the ten U-17 World Cup matches they have contested, netting two goals in only one game and at least three in the other nine.

In the South American Under-17 Championship, Paraguay booked their ticket to India one day before the end of the competition by overcoming Venezuela 3-1 to ensure they finished third. That was followed on the final matchday by an inconsequential loss to Colombia, after four wins and four draws between the first stage and the final group round.

## MALI (MLI)

B2

<b>Confederation</b>	CAF
<b>Overall record FIFA U-17 World Cup</b>	
Previous participations best achievement / year	4 (1997, 1999, 2001, 2015) Runners-up in 2015
FIFA U-17 World Cup participation / achievement	2015 Runners-up
All-time ranking	14 of 79
Number of matches played (wins – draws – losses)	18 (9 – 4 – 5)
Goals for – goals against	24 – 11
Biggest win/best score	4-0 vs New Zealand in 1997
Previous FIFA World Cups best achievement / year	0 -
Previous FIFA Confederations Cups best achievement / year	0 -
Previous FIFA U-20 World Cups best achievement / year	6 (1989, 1999, 2003, 2011, 2013, 2015) Third place in 1999, 2015
Previous Olympic Football Tournaments best achievement / year	1 (2004) Quarter-finals in 2004

### Team Facts

The reigning vice-champions lost the final of the U-17 World Cup 2015 to Nigeria. Mali have reached the knockout stage in all but one of their four previous participations, exiting at the group stage in 1999 with no goals scored and just one conceded.

Among the sides that have played at least ten matches in the U-17 World Cup, Mali have conceded the lowest average number of goals per match, with 0.61 based on a total of 11 goals shipped in 18 fixtures. *Les Aiglonnets* kept clean sheets in ten of their games.

Mali are the reigning African champions, having won the U-17 Africa Cup of Nations after beating fellow finalists Ghana to successfully defend the title they claimed in 2015.



## NEW ZEALAND (NZL)

B3

<b>Confederation</b>	OFC
<b>Overall record FIFA U-17 World Cup</b>	
Previous participations best achievement / year	7 (1997, 1999, 2007, 2009, 2011, 2013, 2015) Round of 16 in 2009, 2011, 2015
FIFA U-17 World Cup participation / achievement	2015 Round of 16
All-time ranking	39 of 79
Number of matches played (wins – draws – losses)	24 (3 – 5 – 16)
Goals for – goals against	13 – 78
Biggest win/best score	4-1 vs Uzbekistan in 2011
Previous FIFA World Cups best achievement / year	2 (1982, 2010) Group stage in 1982, 2010
Previous FIFA Confederations Cups best achievement / year	4 (1999, 2003, 2009, 2017) Group stage in 1999, 2003, 2009, 2017
Previous FIFA U-20 World Cups best achievement / year	5 (2007, 2011, 2013, 2015, 2017) Round of 16 in 2015, 2017
Previous Olympic Football Tournaments best achievement / year	2 (2008, 2012) Group stage in 2008, 2012

### Team Facts

The New Zealanders are taking part in their eighth U-17 World Cup and the sixth in a row. Two years ago they reached the Round of 16, thus equalling the best ever finishes achieved in 2009 and 2011.

The U-17 team's 2-1 win over Poland in 1999 was the first positive result achieved by a New Zealand side in the finals of a FIFA competition, in both men's and women's football.

In February, the Junior All Whites won their seventh continental title in this age group and the sixth on the trot. In the last six editions of the OFC U-17 Championship, which also doubles as the qualifying tournament for the U-17 World Cup, New Zealand dominated with 27 wins and one draw from 28 matches played, scoring 116 goals (an average of 4.14 per game) and conceding 15 (0.53 per game on average).

## TURKEY (TUR)

B4

<b>Confederation</b>	UEFA
<b>Overall record FIFA U-17 World Cup</b>	
Previous participations best achievement / year	2 (2005, 2009) Fourth place in 2005
FIFA U-17 World Cup participation / achievement	2009 Quarter-finals
All-time ranking	21 of 79
Number of matches played (wins – draws – losses)	11 (7 – 2 – 2)
Goals for – goals against	24 – 13
Biggest win/best score	5-1 vs China PR in 2005
<i>Previous FIFA World Cups best achievement / year</i>	<i>2 (1954, 2002) Third place in 2002</i>
<i>Previous FIFA Confederations Cups best achievement / year</i>	<i>1 (2003) Third place in 2003</i>
<i>Previous FIFA U-20 World Cups best achievement / year</i>	<i>3 (1993, 2005, 2013) Round of 16 in 2005, 2013</i>
<i>Previous Olympic Football Tournaments best achievement / year</i>	<i>6 (1924, 1928, 1936, 1948, 1952, 1960) Quarter-finals in 1948, 1952</i>

### Team Facts

Turkey return to the U-17 World Cup eight years after their last participation. They were fairly successful in both of their previous campaigns, finishing fourth in 2005 and reaching the quarter-finals in 2009.

The Turks are undefeated in the competition's group round, with five wins and one draw recorded to date.

An own goal by Hungary's Andras Csonka in the quarter-finals of the UEFA European U-17 Championship guaranteed Turkey's qualification for the global showpiece in India, before a semi-final defeat by England ended their continental title bid.

## Group B – previous head-to-heads

### Mali vs. New Zealand: 1 Match

Date	Venue, City	Team A	Team B	Result	Cls	Stage
1997-09-06	Ismailia Stadium, ISMAILIA (EGY)	New Zealand	<b>Mali</b>	0-4 (0-1)	FU17WC	First Stage

	Matches Played	Wins	Draws	Losses	Goals For	Goals Against
Mali	1	1	0	0	4	0
New Zealand	1	0	0	1	0	4

### Mali vs. Paraguay: 1 Match

Date	Venue, City	Team A	Team B	Result	Cls	Stage
2001-09-15	Larry Gomes Stadium, ARIMA (TRI)	Mali	<b>Paraguay</b>	1-2 (0-0)	FU17WC	First Stage

	Matches Played	Wins	Draws	Losses	Goals For	Goals Against
Mali	1	0	0	1	1	2
Paraguay	1	1	0	0	2	1

### New Zealand vs. Paraguay: 1 Match

Date	Venue, City	Team A	Team B	Result	Cls	Stage
2015-10-25	Estadio Chiquihue, PUERTO MONTT (CHI)	Paraguay	<b>New Zealand</b>	1-2 (1-1)	FU17WC	First Stage

	Matches Played	Wins	Draws	Losses	Goals For	Goals Against
New Zealand	1	1	0	0	2	1
Paraguay	1	0	0	1	1	2

### New Zealand vs. Turkey: 1 Match

Date	Venue, City	Team A	Team B	Result	Cls	Stage
2009-10-31	UJ Esuene Stadium, CALABAR (NGA)	New Zealand	Turkey	1-1 (0-1)	FU17WC	First Stage

	Matches Played	Wins	Draws	Losses	Goals For	Goals Against
New Zealand	1	0	1	0	1	1
Turkey	1	0	1	0	1	1

## GROUP C

	Team
	<b>C1 IR IRAN (IRN)</b>
	<b>C2 GUINEA (GUI)</b>
	<b>C3 GERMANY (GER)</b>
	<b>C3 COSTA RICA (CRC)</b>

## IR IRAN (IRN)

**C1**

<b>Confederation</b>	AFC
<b>Overall record FIFA U-17 World Cup</b>	
Previous participations best achievement / year	3 (2001, 2009, 2013) Round of 16 in 2009, 2013
Last FIFA U-17 World Cup appearance / achievement	2013 Round of 16
All-time ranking	43 of 79
Number of matches played (wins – draws – losses)	11 (3 – 3 – 5)
Goals for – goals against	10 – 14
Biggest win/best score	2-0 vs Gambia in 2009
<b>Previous FIFA World Cups</b>	
best achievement / year	4 (1978, 1998, 2006, 2014) Group stage in 1978, 1998, 2006, 2014
<b>Previous FIFA Confederations Cups</b>	
best achievement / year	0 -
<b>Previous FIFA U-20 World Cups</b>	
best achievement / year	3 (1977, 2001, 2017) Group stage in 1977, 2001, 2017
<b>Previous Olympic Football Tournaments</b>	
best achievement / year	3 (1964, 1972, 1976) Quarter-finals in 1976

## Team Facts

Iran went beyond the group round twice in their three previous participations, in 2009 and 2013. On both occasions, the Iranians were subsequently eliminated in the Round of 16: 2-1 by Uruguay after extra time in 2009 and 4-1 by eventual champions Nigeria in 2013.

Apart from India, who qualified automatically as the host team, Iran were the first side to book their finals berth, winning 5-0 in the quarter-finals of the AFC U-16 Championship on 25 September 2016. Japan followed them into the finals only a few hours later on the same day.

An Iranian was the scorer of one of six goals netted inside the first minute of play in the U-17 World Cup. The player in question was Mostafa Hashemi, who struck after 55 seconds against Argentina in 2013. Only four players have bagged earlier goals.

## GUINEA (GUI)

C2

<b>Confederation</b>	CAF
<b>Overall record FIFA U-17 World Cup</b>	
Previous participations best achievement / year	4 (1985, 1989, 1995, 2015) Fourth place in 1985
FIFA U-17 World Cup participation / achievement	2015 Group stage
All-time ranking	36 of 79
Number of matches played (wins – draws – losses)	15 (3 – 6 – 6)
Goals for – goals against	16 – 22
Biggest win/best score	3-0 vs Bolivia in 1985
Previous FIFA World Cups best achievement / year	0 -
Previous FIFA Confederations Cups best achievement / year	0 -
Previous FIFA U-20 World Cups best achievement / year	2 (1979, 2017) Group stage in 1979, 2017
Previous Olympic Football Tournaments best achievement / year	1 (1968) Group stage in 1968

### Team Facts

Guinea are one of six sides in India that participated in the inaugural edition in 1985 in China, the others being Brazil, Germany, Mexico, USA and Costa Rica. Guinea eventually placed fourth, their best showing in their four previous campaigns.

In the history of the U-17 World Cup, Guinea were the first team to win a penalty shoot-out (beating Australia in the 1985 quarter-finals) and the first African side to win a game (1-0 against USA on 31 July 1985).

*Le Syli Cadet* qualified for the U-17 World Cup by coming third in the CAF U-17 Africa Cup of Nations 2017, thus equalling their most successful continental championship campaigns in 1995 and 2015.

## GERMANY (GER)

C3

<b>Confederation</b>	UEFA
<b>Overall record FIFA U-17 World Cup</b>	
Previous participations best achievement / year	9 (1985, 1991, 1995, 1997, 1999, 2007, 2009, 2011, 2015) Runners-up in 1985
Last FIFA U-17 World Cup participation / achievement	2015 Round of 16
All-time ranking	7 of 79
Number of matches played (wins – draws – losses)	44 (21 – 8 – 15)
Goals for – goals against	92 – 68
Biggest win/best score	6-1 vs Ecuador in 2011 , 5-0 vs Trinidad and Tobago in 2007
<b>Previous FIFA World Cups</b>	
best achievement / year	18 (1934, 1938, 1954, 1958, 1962, 1966, 1970, 1974, 1978, 1982, 1986, 1990, 1994, 1998, 2002, 2006, 2010, 2014) Champions in 1954, 1974, 1990, 2014
<b>Previous FIFA Confederations Cups</b>	
best achievement / year	3 (1999, 2005, 2017) Champions in 2017
<b>Previous FIFA U-20 World Cups</b>	
best achievement / year	11 (1981, 1987, 1993, 1995, 1999, 2001, 2003, 2005, 2009, 2015, 2017) Champions in 1981
<b>Previous Olympic Football Tournaments</b>	
best achievement / year	9 (1912, 1928, 1936, 1952, 1956, 1972, 1984, 1988, 2016) Silver medallists in 2016

### Team Facts

Germany are contesting their tenth U-17 World Cup and have racked up more participations and matches (44) than any other European side. They have reached the semi-finals four times, which is another European record, finishing runners-up once (1985), third on two occasions (2007 and 2011) and fourth in 1997.

Four members of Germany's 2014 World-Cup winning squad previously participated in an U-17 World Cup, namely Roman Weidenfeller (1997), Toni Kroos (2007), Mario Gotze and Shkodran Mustafi (2009).

The Germans have not drawn for 14 matches in the U-17 World Cup, notching nine wins and five defeats since tying 3-3 with Colombia in 2009.



## COSTA RICA (CRC)

C4

<b>Confederation</b>	CONCACAF
<b>Overall record FIFA U-17 World Cup</b>	
Previous participations best achievement / year	9 (1985, 1995, 1997, 2001, 2003, 2005, 2007, 2009, 2015) Quarter-finals in 2001, 2003, 2005, 2015
FIFA U-17 World Cup participation / achievement	2015 Quarter-finals
All-time ranking	16 of 79
Number of matches played (wins – draws – losses)	33 (7 – 7 – 19)
Goals for – goals against	27 – 52
Biggest win/best score	3-0 vs Paraguay in 2001
Previous FIFA World Cups best achievement / year	4 (1990, 2002, 2006, 2014) Quarter-finals in 2014
Previous FIFA Confederations Cups best achievement / year	0 -
Previous FIFA U-20 World Cups best achievement / year	9 (1989, 1995, 1997, 1999, 2001, 2007, 2009, 2011, 2017) Fourth place in 2009
Previous Olympic Football Tournaments best achievement / year	3 (1980, 1984, 2004) Quarter-finals in 2004

### Team Facts

Costa Rica become the eighth team to contest ten editions of the U-17 World Cup.

*Los Ticos'* best achievement was reaching the quarter-finals, a feat which they have accomplished no fewer than four times, including three in a row between 2001 and 2005, plus once more in the last edition two years ago.

In five of Costa Rica's seven wins from 33 fixtures played in the U-17 World Cup, the final score was 2-0.

## Group C – previous head-to-heads

### Costa Rica vs. Guinea: 1 Match

Date	Venue, City	Team A	Team B	Result	Cls	Stage
1995-08-04	Estadio Alejandro Serrano Aguilar, CUENCA (ECU)	<b>Costa Rica</b>	Guinea	2-0 (0-0)	FU17WC	First Stage

	Matches Played	Wins	Draws	Losses	Goals For	Goals Against
Costa Rica	1	1	0	0	2	0
Guinea	1	0	0	1	0	2

### Costa Rica vs. Iran: 1 Match

Date	Venue, City	Team A	Team B	Result	Cls	Stage
2001-09-15	Larry Gomes Stadium, ARIMA (TRI)	Iran	<b>Costa Rica</b>	0-2 (0-0)	FU17WC	First Stage

	Matches Played	Wins	Draws	Losses	Goals For	Goals Against
Costa Rica	1	1	0	0	2	0
Iran	1	0	0	1	0	2

## Group D

	Team
	<b>KOREA DPR (PRK)</b>
	<b>NIGER (NIG)</b>
	<b>BRAZIL (BRA)</b>
	<b>SPAIN (ESP)</b>

## KOREA DPR (PRK)

**D1**

<b>Confederation</b>	AFC
<b>Overall record FIFA U-17 World Cup</b>	
Previous participations best achievement / year	4 (2005, 2007, 2011, 2015) Quarter-finals in 2005
Last FIFA U-17 World Cup participation / achievement	2015 Round of 16
All-time ranking	38 of 79
Number of matches played (wins – draws – losses)	15 (3 – 5 – 7)
Goals for – goals against	16 – 29
Biggest win/best score	3-0 vs Côte d'Ivoire in 2005
<b>Previous FIFA World Cups</b>	
<i>best achievement / year</i>	2 (1966, 2010) Quarter-finals in 1966
<b>Previous FIFA Confederations Cups</b>	
<i>best achievement / year</i>	0 -
<b>Previous FIFA U-20 World Cups</b>	
<i>best achievement / year</i>	3 (2007, 2011, 2015) Group stage in 2007, 2011, 2015
<b>Previous Olympic Football Tournaments</b>	
<i>best achievement / year</i>	1 (1976) Quarter-finals in 1976

## Team Facts

Korea DPR's best placing in four previous participations was a top-eight finish in their debut campaign in 2005, when the Koreans were eliminated only after extra time by eventual runners-up Brazil.

The North Koreans have drawn five of the 15 U-17 World Cup games they have contested, all by a scoreline of 1-1.

Korea DPR failed to win their opening match in all four previous campaigns, losing three times (3-2 to USA in 2005, 3-1 to Mexico in 2011 and 2-0 to Russia in 2015) and drawing 1-1 with England in 2007 after a last-gasp equaliser on 89 minutes.

## NIGER (NIG)

D2

<b>Confederation</b>	CAF
<b>Overall record FIFA U-17 World Cup</b>	
Previous participations	0
best achievement / year	-
FIFA U-17 World Cup participation / achievement	-
All-time ranking	-
Number of matches played (wins – draws – losses)	-
Goals for – goals against	-
Biggest win/best score	-
<b>Previous FIFA World Cups</b>	
best achievement / year	0
<b>Previous FIFA Confederations Cups</b>	0
best achievement / year	-
<b>Previous FIFA U-20 World Cups</b>	0
best achievement / year	-
<b>Previous Olympic Football Tournaments</b>	0
best achievement / year	-

### Team Facts

Niger are one of three teams making their tournament bow this year, together with India and New Caledonia. They are the 20th African side to take part in the U-17 World Cup, making CAF the second-most represented confederation in the competition, behind UEFA which has fielded 22 sides.

Together with Mali, Niger were the last side to qualify for the finals, beating Tanzania 1-0 on 21 May in the first round of the U-17 Africa Cup of Nations, where they eventually finished fourth.

In the second qualifying round of the U-17 Africa Cup of Nations, Niger sensationally eliminated the reigning world champions Nigeria. After losing the away leg 1-0, the *Junior Menas* won the return match 3-1 and the decisive goal that knocked out the Nigerians was scored late on in the 90th minute by Abdoul Karim Tinni Sanda.

BRAZIL (BRA)		D3
Confederation	CONMEBOL	
Overall record FIFA U-17 World Cup		
Previous participations best achievement / year	15 (1985, 1987, 1989, 1991, 1995, 1997, 1999, 2001, 2003, 2005, 2007, 2009, 2011, 2013, 2015) Champions in 1997, 1999, 2003	
FIFA U-17 World Cup participation / achievement	2015 Quarter-finals	
All-time ranking	1 of 79	
Number of matches played (wins – draws – losses)	75 (47 – 11 – 17)	
Goals for – goals against	166 – 69	
Biggest win/best score	7-0 vs New Zealand in 2007 7-0 vs Austria in 1997	
Previous FIFA World Cups best achievement / year	20 (1930, 1934, 1938, 1950, 1954, 1958, 1962, 1966, 1970, 1974, 1978, 1982, 1986, 1990, 1994, 1998, 2002, 2006, 2010, 2014) Champions in 1958, 1962, 1970, 1994, 2002	
Previous FIFA Confederations Cups best achievement / year	7 (1997, 1999, 2001, 2003, 2005, 2009, 2013) Champions in 1997, 2005, 2009, 2013	
Previous FIFA U-20 World Cups best achievement / year	18 (1977, 1981, 1983, 1985, 1987, 1989, 1991, 1993, 1995, 1997, 1999, 2001, 2003, 2005, 2007, 2009, 2011, 2015) Champions in 1983, 1985, 1993, 2003, 2011	
Previous Olympic Football Tournaments best achievement / year	13 (1952, 1960, 1964, 1968, 1972, 1976, 1984, 1988, 1996, 2000, 2008, 2012, 2016) Gold medallists in 2016	

## Team Facts

Brazil have played the most matches (75), accumulated the most victories (47) and scored the most goals (166) in the history of the FIFA U-17 World Cup. Their haul of three titles eclipses the other finalists in India but is two fewer than that of Nigeria, who are absent from this tournament.

A Brazilian netted the first goal in U-17 World Cup history. On the opening day of the inaugural edition in 1985, Bismarck found the target after just nine minutes against Qatar.

A *Canarinha* qualified for the U-17 World Cup by winning the South American U-17 Championship for the 12th time in 17 editions, collecting seven wins and two draws in their nine games, with 24 goals scored and three conceded.

## SPAIN (ESP)

D4

<b>Confederation</b>	UEFA
<b>Overall record FIFA U-17 World Cup</b>	
Previous participations best achievement / year	8 (1991, 1995, 1997, 1999, 2001, 2003, 2007, 2009) Runners-up in 1991, 2003, 2007
FIFA U-17 World Cup participation / achievement	2009 Third place
All-time ranking	6 of 79
Number of matches played (wins – draws – losses)	41 (25 – 8 – 8)
Goals for – goals against	97 – 49
Biggest win/best score	13-0 vs New Zealand in 1997
Previous FIFA World Cups best achievement / year	14 (1934, 1950, 1962, 1966, 1978, 1982, 1986, 1990, 1994, 1998, 2002, 2006, 2010, 2014) Champions in 2010
Previous FIFA Confederations Cups best achievement / year	2 (2009, 2013) Runners-up in 2013
Previous FIFA U-20 World Cups best achievement / year	15 (1977, 1979, 1981, 1985, 1989, 1991, 1995, 1997, 1999, 2003, 2005, 2007, 2009, 2011, 2013) Champions in 1999
Previous Olympic Football Tournaments best achievement / year	10 (1920, 1924, 1928, 1968, 1976, 1980, 1992, 1996, 2000, 2012) Gold medallists in 1992

### Team Facts

Spain have reached the final the most times without winning the title, having finished runners-up three times in 1991, 2003 and 2007 after defeats to Ghana, Brazil and Nigeria respectively.

*The Iberians* hold the record for the biggest winning margin in the tournament's history, thanks to their 13-0 win over New Zealand in 1997.

Two sides have netted over a century of goals in the U-17 World Cup, namely Brazil and Nigeria with 166 and 149 respectively. Spain are on 97 and could reach the 100 mark in India, along with Mexico (97), Germany (92) and Ghana (86).



## Group D – previous head-to-heads

### Brazil vs. Korea DPR: 2 Matches

Date	Venue, City	Team A	Team B	Result	Cls	Stage
2005-09-26	Max Augustin, IQUITOS (PER)	<b>Brazil</b>	Korea DPR	3-1 AET (1-1, 0-0)	FU17WC	Quarter-final
2007-08-21	Jeju World Cup Stadium, JEJU (KOR)	<b>Brazil</b>	Korea DPR	6-1 (4-1)	FU17WC	First Stage

	Matches Played	Wins	Draws	Losses	Goals For	Goals Against
Brazil	2	2	0	0	9	2
Korea DPR	2	0	0	2	2	9

### Brazil vs. Spain: 1 Match

Date	Venue, City	Team A	Team B	Result	Cls	Stage
2003-08-30	Töölö Stadium, HELSINKI (FIN)	<b>Brazil</b>	Spain	1-0 (1-0)	FU17WC	Final

	Matches Played	Wins	Draws	Losses	Goals For	Goals Against
Brazil	1	1	0	0	1	0
Spain	1	0	0	1	0	1

### Korea DPR vs. Spain: 1 Match

Date	Venue, City	Team A	Team B	Result	Cls	Stage
2007-08-29	Ulsan Complex Stadium, ULSAN (KOR)	<b>Spain</b>	Korea DPR	3-0 (1-0)	FU17WC	Round of 16

	Matches Played	Wins	Draws	Losses	Goals For	Goals Against
Korea DPR	1	0	0	1	0	3
Spain	1	1	0	0	3	0

## Group E

	Team
	<b>HONDURAS (HON)</b>
	<b>JAPAN (JPN)</b>
	<b>NEW CALEDONIA (NCL)</b>
	<b>FRANCE (FRA)</b>

## HONDURAS (HON)

E1

<b>Confederation</b>	CONCACAF
<b>Overall record FIFA U-17 World Cup</b>	
Previous participations best achievement / year	4 (2007, 2009, 2013, 2015) Quarter-finals in 2013
FIFA U-17 World Cup participation / achievement	2015 Group stage
All-time ranking	52 of 79
Number of matches played (wins – draws – losses)	14 (2 – 1 – 11)
Goals for – goals against	12 – 31
Biggest win/best score	1-0 vs Uzbekistan in 2013 , 2-1 vs UAE in 2013
<b>Previous FIFA World Cups</b>	
best achievement / year	3 (1982, 2010, 2014) Group stage in 1982, 2010, 2014
<b>Previous FIFA Confederations Cups</b>	
best achievement / year	0 -
<b>Previous FIFA U-20 World Cups</b>	
best achievement / year	7 (1977, 1995, 1999, 2005, 2009, 2015, 2017) Group stage in 1977, 1995, 1999, 2005, 2009, 2015, 2017
<b>Previous Olympic Football Tournaments</b>	
best achievement / year	4 (2000, 2008, 2012, 2016) Fourth place in 2016

## Team Facts

Despite only making their debut in 2007, Honduras are already appearing in their fifth U-17 World Cup, having only missed out on the 2011 edition during that period. *Los Catrachos* put in their best showing at the 2013 edition, when they were eliminated in the quarter-finals by Sweden.

Honduras have won only two of their 14 matches contested in the U-17 World Cup, both in 2013 against Asian teams. The first was a 2-1 win over United Arab Emirates in the group round, followed by a 1-0 victory over Uzbekistan in the Round of 16.

Honduras have lost their last four U-17 World Cup matches.

JAPAN (JPN)		E2
Confederation	AFC	
Overall record FIFA U-17 World Cup		
Previous participations best achievement / year	7 (1993, 1995, 2001, 2007, 2009, 2011, 2013) Quarter-finals in 1993, 2011	
Last FIFA U-17 World Cup participation / achievement	2013 Round of 16	
All-time ranking	13 of 79	
Number of matches played (wins – draws – losses)	25 (10 – 3 – 12)	
Goals for – goals against	36 – 39	
Biggest win/best score	6-0 vs New Zealand in 2011	
Previous FIFA World Cups best achievement / year	5 (1998, 2002, 2006, 2010, 2014) Round of 16 in 2002, 2010	
Previous FIFA Confederations Cups best achievement / year	5 (1995, 2001, 2003, 2005, 2013) Runners-up in 2001	
Previous FIFA U-20 World Cups best achievement / year	9 (1979, 1995, 1997, 1999, 2001, 2003, 2005, 2007, 2017) Runners-up in 1999	
Previous Olympic Football Tournaments best achievement / year	10 (1936, 1956, 1964, 1968, 1996, 2000, 2004, 2008, 2012, 2016) Bronze medallists in 1968	

## Team Facts

Japan are taking part in their eighth U-17 World Cup, having ventured furthest in 1993 and 2011 when they reached the quarter-finals.

The *young Samurai Blue* qualified for India 2017 by reaching the semi-finals of the AFC U-16 Championship 2016. On the way, they scored 46 goals and conceded none, notching six wins in as many games, including qualifiers, of which the most emphatic was a 17-0 victory over Mongolia. However, Japan's progress was halted with a 4-2 defeat in the penultimate round by eventual champions Iraq.

Japan's 6-0 victory over New Zealand in the 2011 tournament was the biggest winning margin achieved by an Asian side in the U-17 World Cup.

NEW CALEDONIA (NCL)		E3
Confederation	OFC	
<b>Overall record FIFA U-17 World Cup</b>		
Previous participations	0	
best achievement / year	-	
FIFA U-17 World Cup participation / achievement	-	
All-time ranking	-	
Number of matches played (wins – draws – losses)	-	
Goals for – goals against	-	
Biggest win/best score	-	
Previous FIFA World Cups	0	
best achievement / year	-	
Previous FIFA Confederations Cups	0	
best achievement / year	-	
Previous FIFA U-20 World Cups	0	
best achievement / year	-	
Previous Olympic Football Tournaments	0	
best achievement / year	-	

## Team Facts

This is New Caledonia's debut appearance in the finals of a FIFA competition. *Les Cagous* are the third OFC representatives to take part in the competition after Australia (who subsequently switched to the AFC confederation in 2006) and New Zealand.

It has been exactly 20 years since an Oceanian side debuted in the FIFA U-17 World Cup. That team was New Zealand in 1997.

New Caledonia claimed the second Oceanian berth available for India 2017 by reaching the final of this year's OFC U-17 Championship, before losing 7-0 to New Zealand.

This is the first time that two Oceanian sides have qualified for the competition, although the confederation also fielded two representatives at the 1999 edition, when Australia earned their place alongside automatic qualifiers and hosts New Zealand.

FRANCE (FRA)		E4
Confederation	UEFA	
Overall record FIFA U-17 World Cup		
Previous participations best achievement / year	5 (1987, 2001, 2007, 2011, 2015) Champions in 2001	
Last FIFA U-17 World Cup participation / achievement	2015 Round of 16	
All-time ranking	10 of 79	
Number of matches played (wins – draws – losses)	24 (13 – 6 – 5)	
Goals for – goals against	55 – 30	
Biggest win/best score	6-1 vs New Zealand in 2015	
Previous FIFA World Cups best achievement / year	14 (1930, 1934, 1938, 1954, 1958, 1966, 1978, 1982, 1986, 1998, 2002, 2006, 2010, 2014) Champions in 1998	
Previous FIFA Confederations Cups best achievement / year	2 (2001, 2003) Champions in 2001, 2003	
Previous FIFA U-20 World Cups best achievement / year	6 (1977, 1997, 2001, 2011, 2013, 2017) Champions in 2013	
Previous Olympic Football Tournaments best achievement / year	11 (1908, 1920, 1924, 1928, 1948, 1952, 1960, 1968, 1976, 1984, 1996) Gold medallists in 1984	

## Team Facts

France are one of three European teams, and the only one featuring in the 2017 edition, to have won the U-17 World Cup, triumphing in Trinidad and Tobago in 2001. The other former champions from the UEFA confederation are Soviet Union in 1987 and Switzerland in 2009.

*Les Bleuets* have qualified from the group round in all five of their previous U-17 World Cup participations.

A goal by Amine Gouiri after 26 minutes decided the qualification play-off for the U-17 World Cup 2017, helping France to a 1-0 victory over Hungary.





## Group E – previous head-to-heads

### France vs. Japan: 3 Matches

Date	Venue, City	Team A	Team B	Result	Cls	Stage
2001-09-19	Dwight Yorke Stadium, SCARBOROUGH (TRI)	Japan	<b>France</b>	1-5 (0-3)	FU17WC	First Stage
2007-08-25	Goyang Stadium, GOYANG (KOR)	<b>France</b>	Japan	2-1 (0-1)	FU17WC	First Stage
2011-06-21	Estadio Universitario, MONTERREY (MEX)	Japan	France	1-1 (0-1)	FU17WC	First Stage

	Matches Played	Wins	Draws	Losses	Goals For	Goals Against
France	3	2	1	0	8	3
Japan	3	0	1	2	3	8

## Group F

	Team
	<b>IRAQ (IRQ)</b>
	<b>MEXICO (MEX)</b>
	<b>CHILE (CHI)</b>
	<b>ENGLAND (ENG)</b>

## IRAQ (IRQ)

F1

<b>Confederation</b>	AFC
<b>Overall record FIFA U-17 World Cup</b>	
Previous participations	1 (2013)
best achievement / year	Group stage in 2013
Last FIFA U-17 World Cup appearance / achievement	2013 Group stage
All-time ranking	77 of 79
Number of matches played (wins – draws – losses)	3 (0 – 0 – 3)
Goals for – goals against	2 – 12
Biggest win/best score	5-0 vs Nigeria in 2013
Previous FIFA World Cups	1 (1986)
best achievement / year	Group stage in 1986
Previous FIFA Confederations Cups	1 (2009)
best achievement / year	Group stage in 2009
Previous FIFA U-20 World Cups	4 (1977, 1989, 2001, 2013)
best achievement / year	Fourth place in 2013
Previous Olympic Football Tournaments	5 (1980, 1984, 1988, 2004, 2016)
best achievement / year	Fourth place in 2004

## Team Facts

Iraq are one of six sides that have lost all their matches in the U-17 World Cup, and the only one participating in the 2017 edition. The Iraqis collected no points from three games during their only previous campaign in 2013.

In the 2013 edition, Iraq faced the two eventual finalists Nigeria and Mexico in the group round.

Iraq arrive in India as the reigning Asian champions after winning the AFC U-16 Championship 2016 for the first time, following a penalty shoot-out win over Iran in the final.



MEXICO (MEX)		F2
Confederation	CONCACAF	
Overall record FIFA U-17 World Cup		
Previous participations best achievement / year	12 (1985, 1987, 1991, 1993, 1997, 1999, 2003, 2005, 2009, 2011, 2013, 2015) Champions in 2005, 2011	
FIFA U-17 World Cup participation / achievement	2015 Fourth place	
All-time ranking	3 of 79	
Number of matches played (wins – draws – losses)	54 (30 – 7 – 17)	
Goals for – goals against	97 – 76	
Biggest win/best score	5-0 vs New Zealand in 1997	
Previous FIFA World Cups best achievement / year	15 (1930, 1950, 1954, 1958, 1962, 1966, 1970, 1978, 1986, 1994, 1998, 2002, 2006, 2010, 2014) Quarter-finals in 1970, 1986	
Previous FIFA Confederations Cups best achievement / year	7 (1995, 1997, 1999, 2001, 2005, 2013, 2017) Champions in 1999	
Previous FIFA U-20 World Cups best achievement / year	15 (1977, 1979, 1981, 1983, 1985, 1991, 1993, 1997, 1999, 2003, 2007, 2011, 2013, 2015, 2017) Runners-up in 1977	
Previous Olympic Football Tournaments best achievement / year	11 (1928, 1948, 1964, 1968, 1972, 1976, 1992, 1996, 2004, 2012, 2016) Gold medallists in 2012	

## Team Facts

Mexico are two-time champions (in 2005 and 2011) and this is their 13th U-17 World Cup campaign, taking them equal-third with Argentina in terms of the number of participations, behind Brazil and USA who will each be making their 16th appearance.

Mexico jointly hold the record for the most consecutive wins in the U-17 World Cup, totalling seven (all obtained during the 2011 edition). *El Tri* share the record with Brazil, Nigeria and Switzerland, although only Switzerland's winning streak remains unbroken.

In the 2013 quarter-finals against Brazil, Mexico won the highest-scoring penalty shoot-out in the history of FIFA competitions. The end result was 11-10 to the Mexicans and 21 spot-kicks were scored from a total of 24 attempts, with the other three being saved.

CHILE (CHI)		F3
Confederation	CONMEBOL	
Overall record FIFA U-17 World Cup		
Previous participations best achievement / year	3 (1993, 1997, 2015) Third place in 1993	
FIFA U-17 World Cup participation / achievement	2015 Round of 16	
All-time ranking	30 of 79	
Number of matches played (wins – draws – losses)	13 (4 – 5 – 4)	
Goals for – goals against	26 – 25	
Biggest win/best score	6-2 vs Thailand in 1997	
Previous FIFA World Cups best achievement / year	9 (1930, 1950, 1962, 1966, 1974, 1982, 1998, 2010, 2014) Third place in 1962	
Previous FIFA Confederations Cups best achievement / year	1 (2017) Runners-up in 2017	
Previous FIFA U-20 World Cups best achievement / year	6 (1987, 1995, 2001, 2005, 2007, 2013) Third place in 2007	
Previous Olympic Football Tournaments best achievement / year	4 (1928, 1952, 1984, 2000) Third place in 2000	

## Team Facts

This is Chile's fourth U-17 World Cup outing and their second in a row. The Chileans' best finish of third place came on their debut in 1993.

*La Rojita* recorded their only clean sheet from 13 games in a 2-0 victory over Tunisia in 1993.

Chile qualified for India 2017 by coming second in the South American Under-17 Championship, thereby equalling their best finish in the 1993 edition of the continental event.

ENGLAND (ENG)		F4
Confederation	UEFA	
Overall record FIFA U-17 World Cup		
Previous participations best achievement / year	3 (2007, 2011, 2015) Quarter-finals in 2007, 2011	
Last FIFA U-17 World Cup participation / achievement	2015 Groups stage	
All-time ranking	25 of 79	
Number of matches played (wins – draws – losses)	13 (5 – 5 – 3)	
Goals for – goals against	22 – 15	
Biggest win/best score	5-0 vs New Zealand in 2007	
Previous FIFA World Cups best achievement / year	14 (1950, 1954, 1958, 1962, 1966, 1970, 1982, 1986, 1990, 1998, 2002, 2006, 2010, 2014) Champions in 1966	
Previous FIFA Confederations Cups best achievement / year	0 -	
Previous FIFA U-20 World Cups best achievement / year	11 (1981, 1985, 1991, 1993, 1997, 1999, 2003, 2009, 2011, 2013, 2017) Champions in 2017	
Previous Olympic Football Tournaments best achievement / year	0 -	
other – participations as Great Britain best achievement / year	9 (1908, 1912, 1920, 1936, 1948, 1952, 1956, 1960, 2012) Gold medallists in 1908, 1912	

## Team Facts

This is England's fourth participation in the U-17 World Cup and their second in a row. The only edition in which they failed to get beyond the first round was the last one in Chile two years ago, when they collected two draws and a defeat.

The U-17 side is one of two English teams to have won a penalty shoot-out in the finals of a FIFA competition, having outsmarted Argentina from the spot in the Round of 16 in 2011. The other side is the U-20 team, who edged Mexico in the quarter-finals in 1993. By contrast, the senior team have been involved in three penalty shoot-outs and lost every one, all in the FIFA World Cup™.

England lost on penalties to Spain in the final of the UEFA European Under-17 Championship 2017. Nevertheless, they qualified for the U-17 World Cup 2017 by edging Republic of Ireland 1-0 in the quarter-finals.

## Group F – previous head-to-heads

### Chile vs. Mexico: 1 Match

Date	Venue, City	Team A	Team B	Result	Cls	Stage
2015-10-28	Estadio Nelson Oyarzún Arenas, CHILLAN (CHI)	<b>Mexico</b>	Chile	4-1 (1-1)	FU17WC	Round of 16

	Matches Played	Wins	Draws	Losses	Goals For	Goals Against
Chile	1	0	0	1	1	4
Mexico	1	1	0	0	4	1

### Iraq vs. Mexico: 1 Match

Date	Venue, City	Team A	Team B	Result	Cls	Stage
2013-10-22	Khalifa Bin Zayed Stadium, AL AIN CITY (UAE)	<b>Mexico</b>	Iraq	3-1 (2-0)	FU17WC	First Stage

	Matches Played	Wins	Draws	Losses	Goals For	Goals Against
Iraq	1	0	0	1	1	3
Mexico	1	1	0	0	3	1

## Venues of the 2017 tournament



City	Venue	Capacity
Goa	Pandit Jawaharlal Nehru Stadium (GOA)	16,200
Guwahati	Indira Gandhi Athletic Stadium (GUW)	23,800
Kochi	Jawaharlal Nehru International Stadium (KOC)	41,700
Kolkata - FINAL	Vivekananda Yuba Bharati Krirangan (KOL)	66,600
Navi Mumbai	Dr. DY Patil Stadium (MUM)	45,300
New Delhi	Jawaharlal Nehru Stadium (DEL)	58,000

## History

A glance over recent years serves to illustrate how the organisers of the past championships endowed each one with an individual flavour.

### CHINA PR 1985

The inaugural FIFA U-16 competition in 1985 – the first international football tournament to be held in China PR – saw stadiums filled to capacity, and the Workers' Stadium in Beijing, with a capacity of 80,000, packed to the rafters no fewer than four times. African supremacy, which was to leave its mark on championships in later years, began to assert itself, with Nigeria emerging as the winners and Guinea reaching the semi-finals.

### CANADA 1987

The sprawling cities of Toronto and Montreal and the picturesque provincial venues of Saint John (New Brunswick) and St. John's (Newfoundland) provided the backdrop to the second FIFA Under-16 World Tournament in Canada in 1987. Nigeria were on the verge of repeating their 1985 triumph in a thrilling final only to be downed by the Soviet Union in a penalty shoot-out.

### SCOTLAND 1989

1989 was the turn of the first European country, namely Scotland, with its long and sophisticated tradition in professional football, to host this FIFA championship. At the memorable final in Glasgow's Hampden Park, a crowd of more than 50,000 watched transfixed as the home team, two goals up at half-time, allowed Saudi Arabia to creep up on them and narrowly beat them on penalties after a goalless extra time.

### ITALY 1991

The Italian FA pulled off a feat of organisational prowess at very short notice when it managed to arrange yet another "Italian summer". A series of unforgettable matches at six venues scattered all over Tuscany, culminating in technically superior, irresistible winners from Ghana, was the mark of this first U-17 World Championship. In 1991, the age limit for the tournament was raised from U-16 to U-17.

### JAPAN 1993

In 1993 (shortly after the triumphant launch of the J.League), the Japanese proved themselves to be perfect and, above all, technologically superb organisers. Nigeria beat Ghana 2-1 in the final, setting new standards in technique and tactics for this age category.

### ECUADOR 1995

Ghana's youngsters made it three in a row for Africa as they swept to a thrilling 3-2 victory over Brazil in the final of the 1995 U-17 World Championship in Guayaquil, Ecuador.

### EGYPT 1997

Brazil became the first South American team to win the U-17 World Championship and added the FIFA/JVC Cup to its unparalleled list of international honours. In a repeat of the 1995 U-17 final in Ecuador, Brazil encountered Ghana but this time the roles were reversed. While two years earlier the Africans had held the upper hand, winning 3-2 in the final, this time it was Brazil who came out on top, coming from a goal behind to snatch a dramatic victory from the holders. Africa was the only continent that saw all of their teams – three – make it to the last eight.

### NEW ZEALAND 1999

On a day when football in New Zealand set a new record for U-17 crowd attendance, Brazil edged out Australia 8-7 in a penalty shoot-out to retain their crown. A crowd of 22,859 spectators crammed into the stadium to watch. The Aussies, who had made it to their first-ever FIFA final, came close to pipping Brazil with a couple of excellent chances.

## TRINIDAD & TOBAGO 2001

France won their first FIFA U-17 World Championship in comprehensive fashion, leading throughout the entire tournament thanks to the lethal strike partnership of Florent Sinama Pongolle and Anthony Le Tallec. Sinama Pongolle scored nine goals, the most in a single U-17 World Championship.

## FINLAND 2003

Brazil triumphed 1-0 over Spain at Helsinki's Töölö stadium to become U-17 world champions for the third time. Although the eventful final produced the strike that equalled the all-time record for the most goals at a single FIFA U-17 World Championship (117 at Egypt 97), the final did not live up to the raucous goalscoring standards of Finland 2003. As always, the competition showcased a wealth of young talent, with the USA's remarkable 14-year-old Freddy Adu leaving a lasting impression.

## PERU 2005

After Ecuador in 1995, Peru became the second South American country to host the FIFA U-17 World Championship. With total attendance figures of over half a million spectators, Peru 2005 is in third place in the all-time FIFA U-17 World Championship ranking behind China PR 1985 and Egypt 1997. Triumphant Mexico sealed their first FIFA World Championship title at youth level, cruising past Brazil 3-0 in the final.

## KOREA REPUBLIC 2007

In 2007, the tournament was held on Asian soil for the third time and, having scaled the heights at China 1985 and Japan 1993, Nigeria left the continent with their third global crown. The *Golden Eaglets* also completed a virtual clean sweep of all the other accolades up for grabs at Korea Republic 2007. They edged past Spain on penalties in the final, and their ranks also boasted the adidas Golden Shoe and adidas Silver Ball winner – Macauley Chrisantus.

## NIGERIA 2009

This was the second time, following Egypt in 1997, that the FIFA U-17 World Cup had been held on African soil. Switzerland, who were taking part in their first U-17 World Cup, claimed the title with a 1-0 win over Nigeria in the final in Abuja. For the hosts and defending champions, the defeat meant that they narrowly missed out on becoming the first country to win four U-17 crowns, a feat that would have seen them pull clear of Brazil.

## Mexico 2011

The tournament was hosted by CONCACAF for the third time following Canada in 1987 and Trinidad & Tobago in 2001. By defeating Uruguay 2-0 at the legendary Azteca Stadium in Mexico City, hosts Mexico claimed the title for the second time, the first being in 2005. Uruguay reached the final for the first time.

## United Arab Emirates 2013

The FIFA U-17 World Cup UAE 2013 featured exciting matches and stunning results, with the young Nigerians claiming the trophy by overcoming Mexico in the final. The Africans therefore became the only country to win the tournament four times, surpassing the achievements of Brazil, crowned champions on three occasions.

## Chile 2015

Nigeria became the first country to win the title for a fifth time, and with Mali also reaching the final, Chile 2015 had the first all-African final since 1993 when Nigeria saw off Ghana. There was another surprise team on the last step of the podium, with Belgium taking bronze despite being less fancied than other European participants, such as France and Germany, who both shone before being knocked out in the round of 16.



## Facts to know about the FIFA U-17 World Cup

- The 2017 edition in India will be the 17<sup>th</sup> FIFA U-17 World Cup.
- The competition was first held in 1985 and has since been held by all six confederations: Africa (twice, in Egypt and Nigeria), Asia (four times, in Korea Republic, China PR, Japan and the United Arab Emirates), Oceania (once, in New Zealand), North, Central America and the Caribbean (three times, in Canada, Trinidad & Tobago and Mexico), South America (three times, in Ecuador, Peru and Chile), and Europe (three times, in Scotland, Italy and Finland).
- Up to and including the 2005 edition, the tournament was played with 16 teams, which was increased to 24 as of 2007.
- A total of 79 associations have taken part in the FIFA U-17 World Cup to date.
- Of the 22 associations that have qualified just once for the tournament, only Switzerland (2009) and the Soviet Union (1987) won the title at their first attempt.
- Excluding the first edition of the tournament in 1985, the highest number of debutants was seven in 1987, 1989 and 2007.
- India, New Caledonia and Niger will be the three debutants at this year's tournament.
- With 47 wins in the under-17 age group, Brazil lead the all-time ranking closely followed by Nigeria 46 wins.
- Seven of the 16 tournaments have been won by two African teams – Ghana (2) and Nigeria (5).
- Nigeria have reached eight finals (1985, 1987, 1993, 2001, 2007, 2009, 2013 and 2015) and won five, in 1985, 1993, 2007, 2013 and 2015.
- Ghana reached the final four times in a row (1991, 1993, 1995 and 1997), winning twice (1991 and 1995).
- Brazil have made it to the final on five occasions (1995, 1997, 1999, 2003 and 2005), winning three times (in 1997, 1999 and 2003).
- As for the number of times that teams have taken part, the USA and Brazil (15 apiece) are practically evergreens, ahead of Argentina (13).
- Only Brazil and Nigeria have successfully defended their title: Brazil (1997 in Egypt and 1999 in New Zealand) and Nigeria (2013 in the UAE and 2015 in Chile).
- The highest average number of goals per match was recorded at the 1997 and 2003 tournaments in Egypt and Finland (3.66 goals per match), followed by Peru 2005 (3.47) and Japan 1993 (3.34).

## Facts to know about the FIFA U-17 World Cup

- 612 matches have been played since the inaugural tournament in China PR in 1985.
- Brazil have contested the most matches (75), followed by Nigeria (63) and Argentina (61).
- Nigeria have won an impressive 73% of their FIFA U-17 World Cup games.
- Fourteen different teams have played in a FIFA U-17 World Cup final, and eight different teams have lifted the trophy.  
Thirty-one sides, with every confederation represented, have reached the semi-finals, indicating a considerably level playing field in this age group.
- In 1987, 1989, 1999 and 2007, the final was decided on penalties and on each occasion, a team from a different confederation came out on top. All other finals were decided in regular time.
- Only twice have teams from the same confederation met in the final, with Ghana playing Nigeria in 1993, and Nigeria meeting Mali in 2015.



*Sekou Koita of Mali and Rubin Seigers of Belgium battle for the ball at the FIFA U-17 Men's World Cup 2015 semi-final match at the Estadio La Portada, Chile (Photo by Martin Rose - FIFA/FIFA via Getty Images)*

## Statistics

### Competition Nutshell

Year	Host country	Teams	Matches	Goals	Ø	Spectators	Ø	Winners
2015	Chile	24	52	151	2.90	482,503	9,279	<b>Nigeria</b>
2013	United Arab Emirates	24	52	172	3.31	318,108	6,117	<b>Nigeria</b>
2011	Mexico	24	52	158	3.04	1,002,314	19,275	<b>Mexico</b>
2009	Nigeria	24	52	151	2.90	778,787	14,977	<b>Switzerland</b>
2007	Korea Republic	24	52	165	3.17	434,067	8,347	<b>Nigeria</b>
2005	Peru	16	32	111	3.47	551,817	17,244	<b>Mexico</b>
2003	Finland	16	32	117	3.66	183,616	5,738	<b>Brazil</b>
2001	Trinidad & Tobago	16	32	102	3.19	328,303	10,259	<b>France</b>
1999	New Zealand	16	32	93	2.91	216,853	6,777	<b>Brazil</b>
1997	Egypt	16	32	117	3.66	633,000	19,781	<b>Brazil</b>
1995	Ecuador	16	32	84	2.63	463,000	14,469	<b>Ghana</b>
1993	Japan	16	32	107	3.34	233,004	7,281	<b>Nigeria</b>
1991	Italy	16	32	81	2.53	37,000	1,156	<b>Ghana</b>
1989	Scotland	16	32	77	2.41	256,000	8,000	<b>Saudi Arabia</b>
1987	Canada	16	32	82	2.56	169,160	5,286	<b>Soviet Union</b>
1985	China PR	16	32	91	2.84	1,231,000	38,469	<b>Nigeria</b>
<b>Total</b>			<b>612</b>	<b>1,859</b>	<b>3.04</b>	<b>7,318,532</b>	<b>11,958</b>	



The trophy of the FIFA U-17 World Cup prior the final match between Mali and Nigeria in 2015 at the Estadio Sausalito, Chile. (Photo by Tom Dulat - FIFA/FIFA via Getty Images).

## Goals

### Most goals

The most goals scored in a tournament was in the UAE in 2013 (172 goals in 52 matches, with an average of 3.31 goals per match). Next are Korea Republic 2007 with 165 goals in 52 matches, with an average of 3.17 goals per match and Mexico 2011 with 158 goals in 52 matches with an average of 3.04 per match.

In a historical overview, Brazil have scored a total of 166 goals in the FIFA U-17 World Cup. In second and third place are Nigeria with 149 goals and Mexico and Spain with 97 goals. The highest goal average nonetheless belongs to the Soviet Union (3.50) who scored 21 goals in 6 matches at their only appearance at the U-17 FWC. They took the FWC trophy home from Canada in 1987, with Nikiforov and Arutyunian leading them to victory.

The most goal-laden match in the U-17 WC was held in Ismailia (Egypt) in 1997, with Spain inflicting maximum damage by crushing New Zealand 13-0. However, other than sealing the Golden Shoe for David, the shower of goals reaped a meagre harvest: Spain were beaten in the semi-finals by eventual runners-up Ghana.

Country	Goals
Brazil	166
Nigeria	149
Spain	97
Mexico	97
Germany	92
Argentina	90
Ghana	86
USA	75

**Table above showing the most goals in FU-17 tournaments by country**

### All-time top goalscorers

The world champions have only managed to crown one of their own as top goalscorer on four occasions: Nigeria's Wilson Oruma in 1993, Florent Sinama Pongolle for France in 2001, Mexico's Carlos Vela in 2005 and Victor Osimhen for Nigeria in 2015.

Goals	Player	Year
10	OSIMHEN Victor, NGA	2015
9	COULIBALY Souleymane, CIV	2011
9	SINAMA PONGOLLE Florent, FRA	2001
8	WITECZEK Marcel, FRG	1985
7	ADDO Ismael, GHA	1999
7	BERISHA Valmir, SWE	2013
7	CHRISANTUS Macauley, NGA	2007
7	DAVID, ESP	1997
6	BOSCHILIA, BRA	2013
6	IHEANACHO Kelechi, NGA	2013
6	ORUMA Wilson, NGA	1993
6	OSEI Ransford, GHA	2007
6	YESIL Samed, GER	2011

## Milestone goals

No	Goalscorer	Match	Goal	Result	Date	Venue
1	BISMARCK, BRA	QAT – BRA	0-1	1-2	1985-07-31	Shanghai, CHN
100	CRAWLEY Ben, USA	USA – ECU	1-0	1-0	1987-07-12	St. John's – New Brunswick, CAN
200	CAMARA Fode, GUI	GUI – KSA	2-1	2-2	1989-06-12	Edinburgh, SCO
300	KIBITI Gaston, CGO	CGO – MEX	1-0	2-1	1991-08-22	Carrara, ITA
400	NOVOTA Zoltan, TCH	COL – TCH	1-3	1-3	1993-08-26	Kyoto, JPN
500	HANI AL DHABAT, OMA	NGA – OMA	1-2	1-2	1995-08-12	Portoviejo, ECU
600	IVAN SANCHEZ, ESP	NZL – ESP	0-1	0-13	1997-09-11	Ismailia, EGY
700	ABUHAMDA Bilal, QAT	QAT – JAM	3-0	4-0	1999-11-17	Dunedin, NZL
800	DIARRA Drissa, MLI	CRC – MLI	0-2	0-2	2001-09-20	Arima, TRI
900	HIDALGO Carlos, COL	COL – FIN	4-1	9-1	2003-08-19	Lahti, FIN
1000	SOROKA Ryan, USA	ITA – USA	1-3	1-3	2005-09-20	Chiclayo, PER
1100	BATES Mykell, USA	TJK – USA	0-1	4-3	2007-08-20	Changwon, KOR
1200	LANSBURY Henri, ENG (pen)	ENG – SYR	1-0	3-1	2007-08-30	Jeju, KOR
1300	CAMPOS Carlos, MEX	JPN – MEX	0-1	0-2	2009-10-30	Lagos, NGA
1400	ALVAREZ Elbio, URU	URU – CAN	3-0	3-0	2011-06-19	Pachuca, MEX
1500	DIARRASSOUBA Drissa, CIV	FRA – CIV	0-2	3-2	2011-06-30	Queretaro, MEX
1600	CARABALLO Jose, VEN	JPN – VEN	1-1	3-1	2013-10-21	Sharjah, UAE
1700	EZEH Chidera, NGA	SWE – NGA	0-3	0-3	2013-11-05	Dubai, UAE
1800	ASHWORTH Hunter, NZL	PAR – NZL	0-1	1-2	2015-10-25	Puerto Montt, CHI
1859	BAMGBOYE Funsho, NGA	MLI – NGA	0-2	0-2	2015-11-08	Vina del mar, CHI

## Hat-tricks

Player	Match Date	Match	Goals
<b>2</b>			
COULIBALY Souleymane, CIV	2011-06-23	Côte d'Ivoire – Denmark	4
	2011-06-26	Côte d'Ivoire – Brazil	3
SINAMA PONGOLLE Florent, FRA	2001-09-16	USA – France	3
	2001-09-19	Japan – France	3
WITECZEK Marcel, GER	1985-08-07	China PR – Germany FR	3
	1985-08-09	Germany FR – Brazil	3
<b>1</b>			
DAVID, ESP	1997-09-11	New Zealand – Spain	4
HIDALGO Carlos, COL	2003-08-19	Colombia – Finland	4
IHEANACHO Kelechi, NGA	2013-10-19	Mexico – Nigeria	4
ADDO Ismael, GHA	1999-11-16	Thailand – Ghana	3
ADU Freddy, USA	2003-08-14	Korea Republic – USA	3
AGOSTINO Paul, AUS	1991-08-18	Australia – Mexico	3
AITOR, ESP	1999-11-13	Spain – Thailand	3
BERISHA Valmir, SWE	2013-11-08	Sweden – Argentina	3
CAETANO, BRA	2001-09-19	Brazil – Trinidad and Tobago	3
CARMICHAEL Stephen, NZL	2011-06-19	Uzbekistan – New Zealand	3
COOKS Judah, USA	1993-08-26	Qatar – USA	3
DANZE Anthony, AUS	2001-09-19	Croatia – Australia	3
DEBEVE Michael, FRA	1987-07-15	France – Australia	3
DON-BORTEY Bernard, GHA	1999-11-16	Thailand – Ghana	3
JASEM Khaled, BHR	1989-06-10	Cuba – Bahrain	3
KANU Nwankwo, NGA	1993-08-22	Canada – Nigeria	3
LEONARDO, BRA	1999-11-21	Paraguay – Brazil	3
MANUEL CURTO, POR	2003-08-20	Portugal – Cameroon	3
MOSQUITO, BRA	2013-10-17	Brazil – Slovakia	3
OPABUNMI Femi, NGA	2001-09-23	Nigeria – Australia	3
OSIMHEN Victor, NGA	2015-10-28	Nigeria – Australia	3
OSUNDO Philip, NGA	1987-07-14	Nigeria – Bolivia	3
RAMOS Adrian, COL	2003-08-19	Colombia – Finland	3
SERGI ROBERTO, ESP	2009-11-05	Spain – Burkina Faso	3
SILVA David, ESP	2003-08-17	Korea Republic – Spain	3



## Matches

### Highest scoring matches

Goals	Match	Result	Match date	Competition
13	New Zealand – Spain	0-13	1997-09-11	Egypt 1997
10	Colombia – Finland	9-1	2003-08-19	Finland 2003
10	Portugal – Cameroon	5-5	2003-08-20	Finland 2003
9	Cuba – Spain	2-7	1991-08-20	Italy 1991
8	Canada – Nigeria	0-8	1993-08-22	Japan 1993
8	Thailand – Chile	2-6	1997-09-10	Egypt 1997
8	Thailand – Ghana	1-7	1999-11-16	New Zealand 1999
8	USA – France	3-5	2001-09-16	Trinidad & Tobago 2001
8	Netherlands – Qatar	5-3	2005-09-17	Peru 2005

### Biggest Wins

Result	Match	Match date	Competition
0-13	New Zealand – Spain	1997-09-11	Egypt 1997
0-8	Canada – Nigeria	1993-08-22	Japan 1993
9-1	Colombia – Finland	2003-08-19	Finland 2003
7-0	Soviet Union – Mexico	1987-07-14	Canada 1987
0-7	Austria – Brazil	1997-09-06	Egypt 1997
7-0	Brazil – New Zealand	2007-08-18	Korea 2007
7-0	Uruguay – New Zealand	2013-10-17	UAE 2013
6-0	Spain – Thailand	1999-11-13	New Zealand 1999
1-7	Thailand – Ghana	1999-11-16	New Zealand 1999
0-6	Qatar – Brazil	2005-09-23	Peru 2005
6-0	Japan – New Zealand	2011-06-29	Mexico 2011
6-0	Nigeria – Australia	2015-10-28	Chile 2015



Goalkeeper William Ghannam of Syria during the FIFA U-17 World Cup Chile 2015 group match against France at the Estadio Municipal de Concepcion. (Photo by Alex Grimm - FIFA/FIFA via Getty Images)



## Team statistics

### Most participations

15	Brazil USA
13	Argentina,
12	Australia Mexico
11	Nigeria

### Consecutive matches without defeat

16	Nigeria	1987-1995
15	Brazil	1997-2001
13	Nigeria	2007-2009
12	Ghana	1989-1993
12	Spain	2007-2009

### Most goals in one competition

26	Nigeria	2013
24	Germany	2011
23	Nigeria	2015
22	Spain	1997
21	Brazil	1997
	USSR	1987
20	Nigeria	1993
	Germany	2007
19	Brazil	2013
	Ghana	1999

### Most converted penalties – Won

Converted (total pen won)		
13	(15)	Nigeria
10	(11)	Brazil
9	(10)	Argentina
8	(9)	Spain
6	(7)	Colombia

### Most converted penalties – Conceded

Converted (total pen conceded)		
10	(10)	Germany
8	(9)	Argentina
6	(6)	Australia
5	(6)	Portugal
5	(5)	Burkina Faso
5	(5)	Qatar

### Most clean sheets per team

32	Brazil
30	Nigeria
22	Mexico
20	Argentina
17	Ghana
14	Australia

### Consecutive defeats

13	Canada	1987-2011
----	--------	-----------

### Minutes without conceding a goal

830'	Nigeria	1987-1993
562'	Brazil	2003-2005
487'	Brazil	1989-1991

### Consecutive wins

7	Brazil	1997-1999
7	Mexico	2011
7	Switzerland	2009
7	Nigeria	2013-2015

### Teams eliminated without losing a match

7	Spain	2007 (4 wins - 3 draws)
6	Scotland	1989 (3 wins - 3 draws)
5	Brazil	2013 (4 wins - 1 draw)
5	Ghana	1999 (3 wins - 2 draws)
5	Turkey	2009 (3 wins - 2 draws)
5	USA	1999 (3 wins - 2 draws)
4	Australia	1985 (3 wins - 1 draw)
4	France	2015 (3 wins - 1 draw)
4	Nigeria	1989 (2 wins - 2 draws)
4	USA	1991 (3 wins - 1 draw)
3	Cameroon	2003 (3 draws)
3	Ghana	2005 (3 draws)
3	Guinea	1989 (3 draws)

### Consecutive matches without conceding a goal

7	Nigeria	1989-1993
5	Brazil	2003

### Consecutive matches scoring goals

21	Ghana	1997-present
21	Germany	2007-2015
20	France	1987-2015
16	Mexico	2009-2013
15	Brazil	2001-2005
15	Nigeria	1993-2001

### Consecutive matches without scoring

6	New Zealand	2011-2013
4	Brazil	1987-1989
4	Jamaica	1999-2011
4	Mali	1997-1999
4	Panama	2011-2013

### Most yellow cards in a match

10	Brazil – Yemen	2003-08-20
10	Argentina – Spain	2003-08-27
9	Turkey – Brazil	2005-09-29
9	Slovakia – UAE	2013-10-23

### Most red cards in a match

4	Brazil – Gambia	2005-09-17
3	Qatar – Mexico	1991-08-20
3	Paraguay – Iran	2001-09-20
3	Turkey – Brazil	2005-09-29

## Players

From all the U-17 FWC's, 210 players have gone on to participate in the FIFA World Cup™. Twelve also played in a FWC final match and came out on top- Frenchman Emmanuel Petit in 1998 (France - Brazil), Brazil's Ronaldinho in 2002 (Germany - Brazil), Italy's Buffon, Del Piero and Totti in 2006 (Italy - France), Spain's Casillas, Fabregas, Iniesta, Torres and Xavi in 2010 (Spain – Netherlands) and Germany's Mario Götze and Toni Kroos in 2014 (Germany – Argentina). Three of them have scored in a FIFA World Cup final- The Frenchman Emmanuel Petit (1998), Spain's Andres Iniesta (2010) and Germany's Mario Götze (2014). Spain's goalkeeper Iker Casillas is the only one to have lifted the FIFA World Cup Trophy as captain (2010). Brazil's Ronaldinho is the only player to win both the FIFA U-17 (1997) and the FIFA World Cup (2002) title.

## Coaches

Juan Santisteban coached Spain on seven different occasions, but did not finish higher than second (1991 and 2003). Nigeria's Sebastian Brodrick coached teams at four different tournaments and won in 1985. Roy Rees (USA) and Les Scheinflug (AUS) also coached teams at four different tournaments but failed to win a title.

Coach	Tournaments	Years	Matches
SANTISTEBAN Juan, ESP	7	1991, 1995, 1997, 1999, 2001, 2003, 2007	34
BRODERICK Sebastian, NG	4	1985, 1987, 1989, 1995	20
REES Roy, USA	4	1987, 1989, 1991, 1993	14
SCHEINFLUG Les, AUS	4	1991, 1993, 1995, 1999	18
DALGLEISH Vic, AUS	3	1985, 1987, 1989	11
ELLINGER John, USA	3	1999, 2001, 2003	13
POSTECOGLOU Ange, AUS	3	2001, 2003, 2005	10

## Coached at both the FIFA U-17 World Cup and at the FIFA World Cup™-

Coach / Competition	Nationality / Team coached
ADSHEAD John (27.03.1942)	<b>New Zealand</b>
FIFA U-17 World Cup 2001	Team Oman
FIFA World Cup™ 1982	Team New Zealand
AL KARASHI Mohamed (01.02.1957)	<b>Saudi Arabia</b>
FIFA U-16 World Cup 1987	Team Saudi Arabia
FIFA World Cup™ 1998	Team Saudi Arabia
BROWN Craig (01.07.1940)	<b>Scotland</b>
FIFA U-17 World Cup 1989	Team Scotland
FIFA World Cup™ 1998	Team Scotland
MARCOS PAQUETA (27.08.1958)	<b>Brazil</b>
FIFA U-17 World Cup 2003	Team Brazil
FIFA World Cup™ 2006	Team Saudi Arabia
PEKERMANN Jose (03.09.1949)	<b>Argentina</b>
FIFA U-17 World Cup 1995, 1997	Team Argentina
FIFA World Cup™ 2006	Team Argentina
FIFA World Cup™ 2014	Team Colombia
PFISTER Otto (24.11.1937)	<b>Germany</b>
FIFA U-17 World Cup 1991	Team Ghana
FIFA World Cup™ 2006	Team Togo
POSTECOGLU Ange (27.08.1965)	<b>Australia</b>
FIFA U-17 World Cup 2001, 2003, 2005	Team Australia
FIFA World Cup™ 2014	Team Australia
PUA Victor (31.03.1956)	<b>Uruguay</b>
FIFA U-17 World Cup 1999	Team Uruguay
FIFA World Cup™ 2002	Team Uruguay
QUEIROZ Carlos (01.03.1953)	<b>Portugal</b>
FIFA U-16 World Cup 1989	Team Portugal
FIFA World Cup™ 2010	Team Portugal
FIFA World Cup™ 2014	Team Iran
SIMOES Rene (17.12.1952)	<b>Brazil</b>
FIFA U-17 World Cup 2001	Team Trinidad & Tobago
FIFA World Cup™ 1998	Team Jamaica

## Referees

The U-17 FWC has also served as a springboard for referees, some of whom officiated at important matches during subsequent World Cups – Said Belqola from Morocco was the first African referee appointed for a FIFA World Cup final (1998, France v. Brazil; he sadly passed away after a long illness in June 2002); South African Achmat Salie also officiated in this final as an assistant referee. England's Philip Sharp was also an assistant for the Germany v. Brazil final in 2002. The honour of officiating a final was also bestowed upon Costa Rican assistant referee Berny Ulloa Morera (Argentina – Germany 1986), Argentinian referee Horacio Elizondo (Italy – France 2006) and English referee Howard Webb (Spain – Netherlands 2010).

## Spectators

The highest accumulative total audience for a FIFA U-17 World Cup was registered in China PR in 1985 (1,231,000), at an average of 38,469 spectators per match. Crowds of 80,000 or more have watched a single U-17 World Cup match on eight occasions; five times in China PR in 1985, twice in Mexico in 2011, and once in Egypt in 1997 for Egypt v. Germany. A new attendance record was set during the 2011 tournament as 98,943 spectators turned up to watch Mexico claim the title in the final against Uruguay at the Azteca Stadium in Mexico City. The second-highest mark was also set in 2011 at the match for third place when 94,379 people watched Brazil play Germany, again at the Azteca Stadium.

Attendance	Date	Venue	Match	Result	Stage
98,943	2011-07-10	Mexico City	Uruguay – Mexico	0-2	Final
94,379	2011-07-10	Mexico City	Brazil – Germany	3-4	Match for 3 <sup>rd</sup> place
80,000	1985-07-31	Beijing	Guinea – USA	1-0	Group stage
80,000	1985-07-31	Beijing	China PR – Bolivia	1-1	Group stage
80,000	1985-08-07	Beijing	China PR – Germany FR	2-4	Quarter-finals
80,000	1985-08-11	Beijing	Germany FR – Nigeria	0-2	Final
80,000	1985-08-11	Beijing	Brazil – Guinea	4-1	Match for 3 <sup>rd</sup> place
80,000	1997-09-10	Cairo	Egypt – Germany	1-1	Group stage



Fans enjoy the FIFA U-17 World Cup Chile 2015 Round of 16 match between Mexico and Chile at the Estadio Nelson Oyarzun Arenas. (Photo by Alex Grimm - FIFA/FIFA via Getty Images)

## Awards

### adidas Golden Boot

The Golden Boot is awarded to the player who scores the most goals in the final competition. If two or more players score the same number of goals, the number of assists is decisive.

Year	adidas Golden/Silver/Bronze Boot winners	Goals scored (assists)
2015	OSIMHEN Victor, NGA	10 (2)
	EGGESTEIN Johannes, GER	4
	CHUKWUEZE Samuel, NGA	3 (3)
2013	BERISHA Valmir, SWE	7
	IHEANACHO Kelechi, NGA	6 (6)
	BOSCHILIA, BRA	6 (3)
2011	COULIBALY Souleymane, CIV	9
	YESIL Samed, GER	6 (5)
	ADRYAN, BRA	5 (2)
2009	BORJA, ESP	5 (1)
	EMMANUEL Sani, NGA	5
	GALLEGOS Sebastian, URU	5
2007	CHRISANTUS Macauley, NGA	7 (3)
	OSEI Ransford, GHA	6 (2)
	KROOS Toni, GER	5 (5)
2005	VELA Carlos, MEX	5
	SAHIN Nuri, TUR	4 (3)
	KOSE Tevfik, TUR	4 (2)
2003	CESC, ESP	5 (1)
	HIDALGO Carlos, COL	5 (1)
	MANUEL CURTO, POR	5
2001	SINAMA PONGOLLE Florent, FRA	9
	OPABUNMI Femi, NGA	5
	CAETANO, BRA	4
1999	ADDO Ismael, GHA	7
	RASOUL Waleed, QAT	4
	LEONARDO, BRA	4
1997	DAVID, ESP	7
	AL BALUSHI Hashim, OMA	5
	FABIO PINTO, BRA	4
1995	ALLSOPP Daniel, AUS	5
1993	ORUMA Wilson, NGA	6
1991	ADRIANO, BRA	4
1989	CAMARA Fode, GUI	3
1987	TRAORE Moussa, CIV	5
1985	WITECZEK Marcel, FRG	8



## adidas Golden Ball

The adidas Golden Ball is awarded to the most outstanding player in the final competition.

Year	adidas Golden Ball winner	Silver Ball	Bronze Ball
2015	NWAKALI Kelechi, NGA	OSIMHEN Victor, NGA	MALLE Aly, MLI
2013	IHEANACHO Kelechi, NGA	NATHAN, BRA	OCHOA Ivan, MEX
2011	GOMEZ Julio, MEX	ESPERICUETA Jorge, MEX	FIERRO Carlos, MEX
2009	EMMANUEL Sani, NGA	BEN KHALIFA Nassim, SUI	AZEEZ Ramon, NGA
2007	KROOS Toni, GER	CHRISANTUS Macauley, NGA	BOJAN, ESP
2005	ANDERSON, BRA	DOS SANTOS Giovani, MEX	SAHIN Nuri, TUR
2003	CESC, ESP	EVANDRO, BRA	SILVA, ESP
2001	SINAMA PONGOLLE Florent, FRA	LE TALLEC Anthony, FRA	OPABUNMI Femi, NGA
1999	DONOVAN Landon, USA	BEASLEY DaMarcus, USA	MENESES Alvaro, URU
1997	SERGIO SANTAMARIA, ESP	FABIO PINTO, BRA	OWUSU Isaac, GHA
1995	AL KATHIRI Mohamed, OMA	-	-
1993	ADDO Daniel, GHA	-	-
1991	LAMPTEY Nii Odartey, GHA	-	-
1989	WILL James, SCO	-	-
1987	OSUNDO Philip, NGA	-	-
1985	WILLIAM, BRA	-	-



Winners of the adidas Bronze Ball, Aly Malle (MLI), Golden Ball Kelechi Nwakali (NGA) and Silver Ball Victor Osimhen (NGA) at the FIFA U-17 World Cup 2015 in Vina del Mar, Chile. (Photo by Alex Grimm - FIFA/FIFA via Getty Images)

## adidas Golden Glove

The adidas Golden glove is awarded to the best goalkeeper in the final competition.

Year	adidas Golden Glove winner
2015	DIARRA Samuel, MLI
2013	ALAMPASU Dele, NGA
2011	CUBERO Jonathan, URU
2009	SIEGRIST Benjamin, SUI

## FIFA Fair Play Award

The FIFA Fair Play award is given to the team with the best record of fair play according to the points system and criteria in the fair play contest regulations.

Year	FIFA Fair Play Award winner
2015	Ecuador
2013	Nigeria
2011	Japan
2009	Nigeria
2007	Costa Rica
2005	Korea DPR
2003	Costa Rica
2001	Nigeria
1999	Mexico
1997	Argentina
1995	Brazil
1993	Nigeria
1991	Argentina
1989	Bahrain
1987	Soviet Union
1985	Germany FR



## Ranking by tournament

	1985	1987	1989	1991	1993	1995	1997	1999	2001	2003	2005	2007	2009	2011	2013	2015
1	NGA	RUS	KSA	GHA	NGA	GHA	BRA	BRA	FRA	BRA	MEX	NGA	SUI	MEX	NGA	NGA
2	GER	NGA	SCO	ESP	GHA	BRA	GHA	AUS	NGA	ESP	BRA	ESP	NGA	URU	MEX	MLI
3	BRA	CIV	POR	ARG	CHI	ARG	ESP	GHA	BFA	ARG	NED	GER	ESP	GER	SWE	BEL
4	GUI	ITA	BHR	QAT	POL	OMA	GER	USA	ARG	COL	TUR	GHA	COL	BRA	ARG	MEX
5	AUS	QAT	NGA	USA	CZE	NGA	MLI	PAR	BRA	USA	USA	ENG	TUR	JPN	BRA	ECU
6	KSA	AUS	BRA	BRA	AUS	AUS	ARG	MEX	CRC / MLI	MEX	CRC	ARG	ITA	UZB	URU	BRA
7	HUN	FRA	GDR	AUS	USA	ECU	OMA	QAT		CRC	CHN	FRA	URU	ENG / FRA	CIV	CRO
8	CHN	KOR	ARG	GER	JPN	POR	EGY	URU	AUT	POR	PRK	PER	KOR		HON	CRC
9	ARG	KSA	GUI	CGO	ARG	ESP	CHI	ESP	PAR	NGA	GAM	TUN	IRN	ECU	JPN	FRA
10	MEX	MEX	USA	SUD	MEX	JPN	MEX	BFA	ESP	CMR	ITA	BRA	MEX	CIV	MAR	RUS
11	ITA	EGY	CHN	MEX	COL	GER / GUI	USA	NZL	CRO	KOR	GHA	COL	ARG	CGO	UZB	KOR
12	USA	ECU	GHA	ITA	TUN		BHR	POL	JPN	FIN	AUS	TJK	USA	USA	TUN	GER
13	BOL	BRA	COL	URU	QAT	CRC	CRC	GER	OMA	SLE	PER	SYR	GER	ARG / NZL	ITA	CHI
14	CGO	USA	AUS	CHN	CHN	QAT	THA	MLI	IRN	CHN	CIV	CRC	BFA		IRN	PRK
15	QAT	BOL	CUB	UAE	ITA	USA	AUT	JAM	USA	YEM	URU	PRK	UAE	AUS	SVK	NZL
16	CRC	CAN	CAN	CUB	CAN	CAN	NZL	THA	TRI	AUS	QAT	USA	NZL	PAN	RUS	AUS
17												JPN	BRA / NED	CZE	CRO	PAR
18												KOR		PRK	CAN	ENG
19												BEL	GAM	CAN	AUT	GUI / RSA
20												TOG	CRC	NED	PAN	
21												HAI	JPN	JAM	VEN	USA
22												HON	HON	RWA	UAE	SYR
23												TRI	ALG	DEN	IRQ	HON
24												NZL	MWI	BFA	NZL	ARG

## All-time ranking\*

Rank	Conf	Team	MP	W	D	L	GF	GA	Pts.	Avg. Pts.	Part.
1	2	Brazil	75	47	11	17	166	69	152	2.03	15
2	5	Nigeria	63	46	11	6	149	43	149	2.37	11
3	3	Mexico	54	30	7	17	97	76	97	1.8	12
4	2	Argentina	61	28	13	20	90	75	97	1.59	13
5	5	Ghana	43	27	10	6	86	36	91	2.12	8
6	1	Spain	41	25	8	8	97	49	83	2.02	8
7	1	Germany	44	21	8	15	92	68	71	1.61	9
	1	<i>Germany</i>	<i>38</i>	<i>18</i>	<i>7</i>	<i>13</i>	<i>79</i>	<i>58</i>	<i>61</i>	<i>1.61</i>	<i>8</i>
	1	<i>Germany FR</i>	<i>6</i>	<i>3</i>	<i>1</i>	<i>2</i>	<i>13</i>	<i>10</i>	<i>10</i>	<i>1.67</i>	<i>1</i>
8	3	USA	55	19	8	28	75	96	65	1.18	15
9	4	Australia	47	17	8	22	52	70	59	1.26	12
	4	Australia	8	2	2	4	6	18	8	1	2
	6	Australia	39	15	6	18	46	52	51	1.31	10
10	1	France	24	13	6	5	55	30	45	1.88	5
11	2	Uruguay	27	12	4	11	45	33	40	1.48	6
12	1	Italy	27	10	6	11	29	32	36	1.33	7
13	4	Japan	25	10	3	12	36	39	33	1.32	7
14	5	Mali	18	9	4	5	24	11	31	1.72	4
15	2	Colombia	23	7	7	9	38	34	28	1.22	5
16	3	Costa Rica	33	7	7	19	27	52	28	0.85	9
17	5	Cote d'Ivoire	18	7	4	7	30	30	25	1.39	4
18	1	Russia	14	7	3	4	32	17	24	1.71	3
	1	<i>Russia</i>	<i>8</i>	<i>3</i>	<i>1</i>	<i>4</i>	<i>11</i>	<i>10</i>	<i>10</i>	<i>1.25</i>	<i>2</i>
	1	<i>Soviet Union</i>	<i>6</i>	<i>4</i>	<i>2</i>	<i>0</i>	<i>21</i>	<i>7</i>	<i>14</i>	<i>2.33</i>	<i>1</i>
19	4	Korea Republic	19	7	3	9	23	30	24	1.26	5
20	4	Qatar	26	6	6	14	23	46	24	0.92	7
21	1	Turkey	11	7	2	2	24	13	23	2.09	2
22	2	Ecuador	16	7	1	8	20	22	22	1.38	4
23	1	Switzerland	7	7	0	0	18	7	21	3	1
24	4	Saudi Arabia	13	5	6	2	18	11	21	1.62	3
25	1	England	13	5	5	3	22	15	20	1.54	3
26	5	Burkina Faso	16	5	4	7	18	21	19	1.19	4
27	4	China PR	20	4	7	9	24	36	19	0.95	6
28	5	Tunisia	11	6	0	5	16	17	18	1.64	3
29	1	Portugal	14	5	3	6	27	33	18	1.29	3
30	2	Chile	13	4	5	4	26	25	17	1.31	3
31	4	Oman	13	5	2	6	19	21	17	1.31	3
32	4	Uzbekistan	9	5	1	3	13	10	16	1.78	2
33	2	Paraguay	10	5	1	4	23	19	16	1.6	3
34	1	Belgium	10	5	1	4	12	14	16	1.6	2
35	1	Netherlands	12	5	1	6	18	19	16	1.33	3
36	5	Guinea	15	3	6	6	16	22	15	1	4
37	1	Croatia	11	4	2	5	13	18	14	1.27	3
38	4	Korea DPR	15	3	5	7	16	29	14	0.93	4
39	6	New Zealand	24	3	5	16	13	78	14	0.58	7
40	1	Sweden	7	4	1	2	15	11	13	1.86	1
41	1	Poland	9	3	4	2	16	11	13	1.44	2
42	1	Scotland	6	3	3	0	8	3	12	2	1
43	4	Iran	11	3	3	5	10	14	12	1.09	3
44	4	Bahrain	9	3	2	4	9	13	11	1.22	2
45	1	Czech Republic	7	3	1	3	10	12	10	1.43	2
	1	<i>Czech Republic</i>	<i>3</i>	<i>1</i>	<i>0</i>	<i>2</i>	<i>2</i>	<i>5</i>	<i>3</i>	<i>1</i>	<i>1</i>
	1	<i>RCS</i>	<i>4</i>	<i>2</i>	<i>1</i>	<i>1</i>	<i>8</i>	<i>7</i>	<i>7</i>	<i>1.75</i>	<i>1</i>

Rank	Conf	Team	MP	W	D	L	GF	GA	Pts.	Avg. Pts.	Part.
46	2	Peru	8	2	3	3	4	7	9	1.12	2
47	5	Egypt	7	2	2	3	9	8	8	1.14	2
48	5	Congo	10	2	2	6	10	18	8	0.8	3
49	5	Morocco	4	2	1	1	8	5	7	1.75	1
50	1	Hungary	4	2	1	1	5	3	7	1.75	1
51	5	Gambia	6	2	1	3	9	10	7	1.17	2
52	3	Honduras	14	2	1	11	12	31	7	0.5	4
53	1	German DR	4	2	0	2	7	5	6	1.5	1
54	4	Syria	7	1	2	4	5	13	5	0.71	2
55	4	Tajikistan	4	1	1	2	5	6	4	1	1
56	1	Slovakia	4	1	1	2	7	12	4	1	1
57	4	United Arab Emirates	10	1	1	8	8	26	4	0.4	3
58	3	Canada	18	0	4	14	8	53	4	0.22	6
59	5	Cameroon	3	0	3	0	7	7	3	1	1
60	5	Sudan	3	1	0	2	5	5	3	1	1
61	1	Finland	3	1	0	2	3	12	3	1	1
62	3	Panama	7	1	0	6	4	13	3	0.43	2
63	5	Togo	3	0	2	1	2	3	2	0.67	1
64	2	Bolivia	6	0	2	4	8	15	2	0.33	2
65	5	Sierra Leone	3	0	1	2	6	8	1	0.33	1
66	5	South Africa	3	0	1	2	2	5	1	0.33	1
67	5	Rwanda	3	0	1	2	0	3	1	0.33	1
68	4	Yemen	3	0	1	2	4	8	1	0.33	1
69	1	Denmark	3	0	1	2	3	8	1	0.33	1
70	3	Haiti	3	0	1	2	3	8	1	0.33	1
71	3	Jamaica	6	0	1	5	2	14	1	0.17	2
72	3	Cuba	6	0	1	5	5	18	1	0.17	2
73	1	Austria	6	0	1	5	5	20	1	0.17	2
74	5	Algeria	3	0	0	3	0	5	0	0	1
75	5	Malawi	3	0	0	3	1	7	0	0	1
76	2	Venezuela	3	0	0	3	2	9	0	0	1
77	4	Iraq	3	0	0	3	2	12	0	0	1
78	3	Trinidad and Tobago	6	0	0	6	3	23	0	0	2
79	4	Thailand	6	0	0	6	5	29	0	0	2

**\*The pot allocation for the draw was based on a separate ranking, established by weighting the more recent performances more prominently**

Overall matches played 612  
 Overall goals scored 1,859  
 Avg. goals per match 3.04

MP Matches played  
 W Wins  
 D Draws  
 L Losses  
 GF Goals for  
 GA Goals against  
 Pts. Points  
 Avg. Pts. Average points per match  
 Part. Number of participations in competition

**Conf Confederations**  
 1 European Zone - UEFA  
 2 South American Zone - CONMEBOL  
 3 North, Central American & Caribbean - CONCACAF  
 4 Asian Zone - AFC  
 5 African Zone - CAF  
 6 Oceanian Zone - OFC