

ARKANSAS STATE

ONLY FBS PROGRAM TO WIN 5 CONFERENCE CHAMPIONSHIPS IN THE LAST 6 YEARS



RED WOLVES



ANNIVERSARY
2008-2017

2017 REFERENCE GUIDE

ARKANSAS STATE FOOTBALL

2016 | CONFERENCE CHAMPIONS
CURE BOWL

2015 | CONFERENCE CHAMPIONS
NEW ORLEANS BOWL

2014 | GODADDY BOWL

2013 | CONFERENCE CHAMPIONS
GODADDY BOWL

2012 | CONFERENCE CHAMPIONS
GODADDY BOWL



HEAD FOOTBALL COACH BLAKE ANDERSON

NAMED A-STATE'S 30TH HEAD COACH ON DEC. 19, 2013

16-YEAR COACHING VETERAN AT THE NCAA FBS LEVEL WHO HAS ALSO COACHED IN AN NJCAA NATIONAL CHAMPIONSHIP GAME

LED A-STATE TO THREE CONSECUTIVE WINNING SEASONS, A TRIO OF BOWL GAME APPEARANCES (2016 CURE BOWL, 2015 NEW ORLEANS BOWL AND 2014 GODADDY BOWL) AND BACK-TO-BACK SUN BELT CONFERENCE CHAMPIONSHIPS IN 2015 AND 2016 HIS INITIAL THREE SEASONS AT THE HELM

DURING THAT TIME, THE RED WOLVES ALSO BROKE THE SCHOOL RECORDS FOR TOTAL OFFENSE (6,174 YARDS IN 2014), AVERAGE YARDS TOTAL OFFENSE (476.5 YARDS PER GAME IN 2014), TOTAL PLAYS (1,024 IN 2014), POINTS SCORED (520 IN 2015), TOUCHDOWNS SCORED (69 IN 2015) AND INTERCEPTIONS (26 IN 2015)

ONE OF JUST FOUR HEAD COACHES IN SUN BELT HISTORY TO LEAD HIS TEAM TO A CONFERENCE CHAMPIONSHIP WITH AN UNBLEMISHED 8-0 LEAGUE RECORD

OUT OF 30 ALL-TIME HEAD COACHES, ANDERSON BECAME JUST THE FOURTH TO WIN AT LEAST SEVEN GAMES HIS FIRST SEASON AT A-STATE. NOW WITH 24 CAREER VICTORIES LEADING THE RED WOLVES, HE IS THE FIRST HEAD COACH IN A-STATE HISTORY TO WIN 15 OR MORE GAMES HIS FIRST THREE SEASONS AT THE SCHOOL. ADDITIONALLY, ANDERSON IS JUST THE SECOND HEAD COACH AT A-STATE TO DIRECT THE PROGRAM TO 24 WINS IN 39 OR FEWER GAMES

22 OF A-STATE'S 24 VICTORIES UNDER ANDERSON HAVE COME BY A DOUBLE-FIGURE MARGIN

EACH OF ANDERSON'S FIRST THREE SQUADS RANKED AMONG THE TOP 45 TEAMS IN THE NATION IN AT LEAST 23 COMBINED OFFENSIVE, DEFENSIVE AND SPECIAL TEAMS CATEGORIES, INCLUDING 2016 WHEN THE RED WOLVES LED THE NATION IN TACKLES FOR LOSS (9.6 PER GAME) AND 2015 WHEN THEY RANKED NO. 1 IN BOTH DEFENSIVE TOUCHDOWNS (8) AND PASSES INTERCEPTED (26)

ANDERSON HAS SEEN 29 OF HIS PLAYERS EARN 43 ALL-SUN BELT CONFERENCE SELECTIONS THE LAST THREE SEASONS, WHICH ARE THE MOST IN THE LEAGUE OVER THAT SPAN

GUIDED A-STATE TO A 14-4 HOME RECORD (.778), WHICH INCLUDES A 2014 OVERTIME WIN AGAINST A UTAH STATE TEAM THAT WON 10 GAMES AND RECEIVED VOTES IN THE FINAL ASSOCIATED PRESS TOP-25 POLL

LED A-STATE TO A 35-3 VICTORY OVER NO. 25-RANKED TROY, THE RED WOLVES FIRST ROAD WIN OVER A TOP-25 TEAM SINCE JOINING THE FBS IN 1992

ALL FOUR OF HIS RECRUITING CLASSES HAVE RANKED AMONG THE TOP THREE TEAMS IN THE LEAGUE BY AT LEAST TWO OF THE MAJOR RECRUITING SERVICES


DYNAMIC COORDINATOR AND QUARTERBACKS COACH AT BOTH NORTH CAROLINA AND SOUTHERN MISS WHO HELPED LEAD THE TWO PROGRAMS TO 34 VICTORIES, THREE BOWL GAME APPEARANCES AND TWO CONFERENCE OR DIVISIONAL TITLES

ARKANSAS STATE

GoDaddy Bowl 2012-15 | New Orleans Bowl 2015 | Cure Bowl 2016

BOWL
GAMES

2016
2015
2014
2013
2012
2011
2005
1970
1969
1968
1954
1952⁽²⁾
1951



INTRODUCTION

Table of Contents	1
Quick Facts	2-3
2017 Schedule	4

THIS IS A-STATE FOOTBALL

Centennial Bank Stadium	6-7
Football Complex	8
Student Activity Center	9
North End Zone Expansion Project	10
Strength and Conditioning	11
Athletic Training Room	12
Locker Room	13
Recruiting Room	14
Academics	15
Community Service	16
Ring of Honor	17
Game Day at A-State	18
Bowl Streak/Sun Belt Champions	19-20

THE 2017 SEASON

Outlook	22-25
Alphabetical Roster	26-27
Numerical Roster	28-29
Red Wolves at a Glance	30

COACHES AND STAFF

Head Coach Blake Anderson	32-35
Assistant Coaches	36-53
Support Staff	54-58

PLAYERS

Returning Players	60-84
Roster Breakdown	84
2017 Signing Class	85-90

2016 IN REVIEW

Cure Bowl	92
Results and Statistics	93-98
Game Recaps	99-104
Sun Belt Conference Review	105-112

OPPONENTS

Opponent Information	114-117
All-Time Series Results	118-120
Attendance Chart	121-122

HISTORY

Red Wolves in the Pros	124-128
All-Americans	129
Honors and Awards	130-135
All-Conference Players	136-137
All-Time Lettermen	138-144
Year-by-Year Results	145-151
Year-by-Year Team Stats	152-153
All-Time Conference Standings	154-157
Postseason	158-161
Records	162-179
Hall of Honor	180-182

THIS IS A-STATE

Athletics Facilities	184-185
Arkansas State University	186-187
Jonesboro	188-189
Sun Belt Conference	190-191
ASU Administration	192
ASU System President Dr. Charles L. Welch	193
A-State Chancellor Dr. Kelly Damphousse	194-195
A-State Director of Athletics Terry Mohajir	196-197
Athletics Department Directory	198

MEDIA INFORMATION

Media Information	200-206
-------------------	---------

CREDITS

The 2017 Arkansas State football reference guide is a publication of the Arkansas State University Athletics Media Relations Office.

PHOTOGRAPHY

Clayton Hotze, Andrew Ferguson, Justin Manning, Nelson Chenault, Richard Bishop, Frank Staples, Hannah Dolle, Jonesboro Sun, Jonesboro Regional Chamber of Commerce, Sun Belt Conference, John Bunch, Van Provence, A-State Media Relations.

COVER DESIGNS

Arkansas State Athletics/Arkansas State University Creative Services.

TABLE OF CONTENTS | 1

RED WOLVES FOOTBALL

AStateRedWolves.com

ARKANSAS STATE

Sun Belt Conference Champions | 2011 | 2012 | 2013 | 2015 | 2016

2016
2015
2013
2012
2011
1986
1985
1978
1975
1970
1969
1968



ARKANSAS STATE QUICK FACTS

Location Jonesboro, Ark. (72,210)
 Nickname Red Wolves
 Enrollment 14,085
 Colors Scarlet & Black
 Founded 1909
 Stadium Centennial Bank Stadium
 Capacity 30,382
 Affiliation NCAA FBS
 Conference Sun Belt
 President Dr. Charles L. Welch
 Chancellor Dr. Kelly Damphousse
 Director of Athletics Terry Mohajir
 Athletic Dept. Phone 870-972-3880
 Athletic Web Site AStateRedWolves.com

A-STATE FOOTBALL HISTORY

First year of football 1911
 All-time record 458-477-37
 All-time bowl/playoff record 12-11-1
 Last postseason appearance:

2016, Cure Bowl
 Arkansas State 31, UCF 13

2017 TEAM INFORMATION

2016 Record 8-5
 Conference Record/Finish 7-1/T1st
 Basic Offense Multiple
 Basic Defense Multiple
 Lettermen Returning .48 (22 off./24 def/2 spec.)
 Lettermen Lost .27 (15 off./10 def./2 spec.)
 Starters Returning 9 (5 off./4 def.)
Offense (5): Justice Hansen (Jr., QB), Blake

Mack (Sr., TE), Chris Murray (Sr., WR), Dijon Paschal (Sr., WR), Warren Wand (Jr., RB)

Defense (4): Justin Clifton (Jr., DB), Ja'Von Roland-Jones (Sr., DE), Blaise Taylor (Sr., CB), Kyle Wilson (Sr., TE)

Starters Lost 13 (6 off./7 def.)

Offense (6): Joseph Bacchus (OL), Jemar Clark (OL), Colton Jackson (OL), Devin Mondie (OL), Austin Moreton (OL), Kendall Sanders (WR)

Defense (7): Cody Brown (S), Chris Humes (CB), Money Hunter (S), Chris Odom (DE), Waylon Roberson (DL), Jake Swalley (DL), Xavier Woodson-Luster (LB)

COACHING STAFF

Head Coach Blake Anderson
 (Sam Houston State, 1992)

Record at A-State (Years) 24-15 (3)

Career Record (Years) 24-15 (3)

Football Office Phone 870-972-2082

Assistant HC/Cornerbacks Trooper Taylor

Defensive Coordinator/LB Joe Cauthen

Offensive Coord./TE Buster Faulkner

Outside WR/Special Teams Coord. Luke Paschall

Inside WR Kyle Cefalo

Defensive Line Brian Early

Safeties/Nickelbacks Allen Johnson

Running Backs Norval McKenzie

Offensive Line Allen Rudolph

GA Coach (defense) Matt Ellerbrock

GA Coach (offense) Parks Frazier

GA Coach (offense) Michael Gibbs

GA Coach (defense) Cedric Douglas

RED WOLVES FOOTBALL

AStateRedWolves.com

ARKANSAS STATE

GoDaddy Bowl 2012-15 | New Orleans Bowl 2015 | Cure Bowl 2016

BOWL
GAMES

2016
2015
2014
2013
2012
2011
2005
1970
1969
1968
1954
1952⁽²⁾
1951



SUPPORT STAFF

Assistant AD/Dir. of FB Ops . . . Jason Andrews
 Director of Player Personnel . . . Dave Roberson
 Asst. AD for Athletics Performance . . Kaz Kazadi
 Athletic Trainer Ron Carroll
 Facilities/Equipment Manager . . . Jason Jones
 Video Coordinator Chris Rodriguez
 Special Teams Quality Control . . Andrew Norman
 Defensive Quality Control . . . Derrick Haney
 Defensive Analyst Brandon Joiner
 Defensive Analyst Greg Parker
 Defensive Analyst Chris Nelson
 Offensive Analyst Devin Hughes
 Offensive Analyst Darrell Wyatt
 Student Asst. Mitch Hardy
 Student Asst. Noah Johns
 Student Asst. Seth Price
 Administrative Assistant . . . Karen Rinehart
 Administrative Assistant . . . Yvonne Foster

MEDIA RELATIONS

SID Main Phone Number . . . 870-972-2541
 Fax 870-972-3367
 Press Box Phone 870-972-2541
 Associate AD/SID Jerry Scott
 Office Phone 870-972-3405
 Cell Phone 870-243-6021
 E-Mail Address jscott@astate.edu
 Asst. SID (secondary FB contact) . . Chris Graddy
 Office Phone 870-972-2707
 Cell Phone 870-340-7836
 E-Mail Address cgraddy@astate.edu
 Asst. SID Mark Taylor

Office Phone 870-972-3547
 Cell Phone 870-219-5705
 E-Mail Address . . . martaylor@astate.edu
 Asst. SID Dennen Cuthbertson
 Office Phone 870-972-2541
 Cell Phone 870-820-0594
 E-Mail Address . . . mcuthbertson@astate.edu
 Director of Digital Media . . . Dustin Sullivan
 Office Phone 870-972-2682
 Cell Phone 870-275-8375
 E-Mail Address . . . dsullivan@astate.edu
 Mailing Address:
 P.O. Box 1000, State University, AR 72467
 Overnight Address:
 217 Olympic Dr., Jonesboro, AR 72401

IMPORTANT NUMBERS

A-State Dept. of Athletics . . . 870-972-3880
 A-State FB Office/Fax . . . 870-972-2082/2797
 Sun Belt Office/Fax . . . 504-299-9066/9068
 A-State FB Video Footage Contact . . Chris Rodriguez
 Phone 870-972-8004

RADIO INFORMATION

Radio . . . EAB Red Wolves Sports Network
 Jonesboro . . . KFIN 107.9 FM (Flagship)
 Play-by-Play Announcer Matt Stolz
 Stolz Phone 870-273-5028
 Analyst Tim Allison
 Sideline Brad Bobo

QUICK FACTS | 3

RED WOLVES FOOTBALL

AStateRedWolves.com

ARKANSAS STATE

Sun Belt Conference Champions | 2011 | 2012 | 2013 | 2015 | 2016

2016
2015
2013
2012
2011
1986
1985
1978
1975
1970
1969
1968

DATE	OPPONENT	TIME
SEPT. 2	at Nebraska (Big Ten Network)	7:00 p.m.
 Location Lincoln, Neb.	Series at A-State 0-0	
Stadium Memorial Stadium	Series at Nebraska. Nebraska leads, 2-0	
Series Record Nebraska leads, 2-0	Last meeting at Nebraska 42, A-State 13 (9/15/12)	
SEPT. 9	MIAMI (ESPN)	2:30 p.m.
 Location Jonesboro, Ark.	Series at A-State 0-0	
Stadium Centennial Bank Stadium	Series at Miami. Miami leads, 2-0	
*Series Record Miami leads, 2-0	Last meeting at Miami 41, A-State 20 (9/13/14)	
SEPT. 16	ARKANSAS-PINE BLUFF (ESPN3)	6:00 p.m.
 Location Jonesboro, Ark.	Series at A-State A-State leads, 1-0	
Stadium Centennial Bank Stadium	Series at UAPB 0-0	
Series Record A-State leads, 1-0	Last meeting at A-State 61, UAPB 11 (8/31/13)	
Sept. 23	at SMU (ESPN3)	6:00 p.m.
 Location Dallas, Texas	Series at A-State A-State leads, 1-0	
Stadium Ford Stadium	Series at SMU SMU leads, 1-0	
Series Record tied, 1-1	Last meeting at A-State 45, SMU 28 (9/15/07)	
OCT. 4	at Georgia Southern* (ESPN2)	7:00 p.m.
 Location Statesboro, Ga.	Series at A-State 1-0	
Stadium Paulson Stadium	Series at Georgia Southern 0-0	
Series Record tied, 1-1	Last meeting A-State 27, GSU 26 (10/15/16)	
OCT. 14	COASTAL CAROLINA*^A	TBA
 Location Jonesboro, Ark.	Series at A-State 0-0	
Stadium Centennial Bank Stadium	Series at Coastal Carolina 0-0	
Series Record First Meeting	Last meeting First Meeting	
OCT. 19	LOUISIANA* (ESPN)	6:30 p.m.
 Location Jonesboro, Ark.	Series at A-State A-State leads, 12-9-1	
Stadium Centennial Bank Stadium	Series at UL UL leads, 15-8	
Series Record UL leads, 24-20-1	Last meeting at UL 24, A-State 19 (11/26/16)	
Oct. 28	at New Mexico State*^A	TBA
 Location Las Cruces, N.M.	Series at A-State tied, 3-3	
Stadium Aggie Memorial Stadium	Series at NMSU NMSU leads, 3-2	
Series Record NMSU leads, 6-5	Last meeting at A-State 41, NMSU 22 (11/12/16)	
Nov. 11	at South Alabama*^A	TBA
 Location Mobile, Ala.	Series at A-State A-State leads, 3-0	
Stadium Ladd-Peebles Stadium	Series at USA A-State leads, 2-0	
Series Record A-State leads, 5-0	Last meeting at A-State 17, USA 7 (10/15/16)	
NOV. 18	TEXAS STATE*^A	TBA
 Location Jonesboro, Ark.	Series at A-State A-State leads, 2-0	
Stadium Centennial Bank Stadium	Series at Texas State tied, 1-1	
Series Record A-State leads, 3-1	Last meeting A-State 36, at TSU 14 (12/3/16)	
Nov. 25	at Louisiana-Monroe*^A	TBA
 Location Monroe, La.	Series at A-State A-State leads, 14-5	
Stadium Malone Stadium	Series at UL Monroe A-State leads, 11-9	
Series Record A-State leads, 25-14	Last meeting at A-State 51, ULM 10 (10/29/16)	
DEC. 2	TROY*[#]	TBA
 Location Jonesboro, Ark.	Series at A-State A-State leads, 5-3	
Stadium Centennial Bank Stadium	Series at Troy A-State leads, 3-2	
Series Record A-State leads, 8-5	Last meeting A-State 35, at Troy 3 (11/17/16)	

All Times Central (*Sun Belt Conference Game, ^AHomecoming, [#]Senior Day)



RED WOLVES FOOTBALL

AStateRedWolves.com



THIS IS A-STATE FOOTBALL | INSIDE

Centennial Bank Stadium.....6-7

Football Complex.....8

Student Activity Center.....9

Football Facility Project10

Athletics Performance.....11

Athletic Training Room12

Locker Room13

Recruiting Room.....14

Academics.....15

Community Service16

Ring of Honor17


Game Day at A-State18

Bowl Streak/Sun Belt Champions19-20

ARKANSAS STATE

Sun Belt Conference Champions | 2011 | 2012 | 2013 | 2015 | 2016

2016
2015
2013
2012
2011
1986
1985
1978
1975
1970
1969
1968



Thanks to a \$5 million gift – the largest individual donation in A-State Athletics history – by alumni Johnny Allison, a “Centennial Expansion” construction and renovation project to the stadium’s press box and west-side concourse took place prior to the start of the 2015 season.

The entire project, including the press box and concourse, covered 40,000 square feet. The Centennial Expansion project included a complete overhaul to the stadium press box, expanding it from 7,120 to 36,000 square feet.

The face of the stadium has been redesigned to include 42 loge boxes, 20 suites, a club area covering close to 8,000 square feet and 344 club seats in its revenue-generating areas.

Not only has depth been added to the press box, it now spans from approximately the 15-to-15 yard lines, allowing for enhanced media, coaching, broadcasting, control booth, visiting athletics director suite, and camera areas.

The project also called for major improvements and additions to the concourse bathrooms, concessions, gating and ticketing areas that have enhanced the game-day experience for all A-State fans.



A-State partnered with Daktronics Inc. prior to the start of the 2014 season to install an approximately 1,600-square-foot LED video display scoreboard in Centennial Bank Stadium’s south end zone, along with a custom audio system, delay-of-game clocks and locker room clocks. The south end zone display measures approximately 32 feet high by 50 feet wide and features a 15HD pixel layout. A Daktronics standard fixed-digit scoreboard measuring 8 feet high by 32 feet wide was installed in the north end zone to keep fans informed of the score, game time remaining, quarter, time outs remaining and other statistical information. The four additional game clocks are located at each end of the field and in each locker room to assist with game flow and informing teams of time remaining during breaks in the action.

RED WOLVES FOOTBALL

AStateRedWolves.com



A Centennial Bank Stadium-record crowd of 31,243 was on hand to watch the Red Wolves play Middle Tennessee on Dec. 1, 2012.

A-State's first game at Centennial Bank Stadium was played Sept. 28, 1974. The stadium, which now seats 30,382, has undergone several renovations since then and more are on the horizon.

A-State originally transitioned from a grass field to an artificial playing surface prior to the 2006 season and upgraded to a state-of-the-art GEO Surfaces field turf in 2010. A new field was installed the summer prior to the start of the 2016 season. Like the original field turf installed 11 years ago, the new product still features a large A-State logo in the center of the field. The multi-use surface provides year-round training opportunities for other A-State sports in addition to the school's football program.

A three-story football complex was built in the stadium's south end zone in 2002, which followed a stadium expansion in 1991 that raised the seating from 16,343 to 30,406.

Centennial Bank Stadium features a four-story press box, which houses media areas, coaching booths, broadcasting locations, a video control booth, camera areas, suites, a club area and more.

HOME SUCCESS

With a 4-2 home mark last season, Arkansas State secured its 12th consecutive winning record at Centennial Bank Stadium dating back to 2005. A-State is now 55-13 at Centennial Bank Stadium since the 2005 season and has won 30 of its last 36 home games. The Red Wolves actual on-field record all-time at Centennial Bank Stadium is 147-76-1 since it opened in 1974. A-State's six home wins in 2011 were its most since 1985.

CENTENNIAL BANK STADIUM FACTS AND FIGURES

OPENED: 1974

ORIGINAL COST: \$2,500,000 (\$1.4 million raised by friends and alumni)

ORIGINAL CAPACITY: 16,343 (revised to 18,709 in 1980)

CURRENT CAPACITY: 30,382 (enlargement completed in 1991; capacity revised in 2015 due to construction)

SURFACE: Field turf installed in 2006/2010/2016; formerly Bermuda grass through 2005 season

SEASONS PLAYED: 43 (through 2016)

GAMES PLAYED: 224

A-STATE RECORD: 147-76-1

TOTAL CUMULATIVE ATTENDANCE: 3,384,520

LARGEST CROWD: 31,243 (Dec. 1, 2012, vs. Middle Tennessee)

BEST AVERAGE ATTENDANCE (season): 26,398 in 2012

FIRST GAME: Sept. 28, 1974 (Louisiana Tech 21, Arkansas State 7)

FIRST ARKANSAS STATE VICTORY: second game (Oct. 5, 1974; A-State 14, Eastern Michigan 7)

DEDICATION GAME: Nov. 2, 1974 (A-State 17, Northeast Louisiana 14)

FIRST GAME ON PROGREEN TURF: Sept. 2, 2006 (Arkansas State 14, Army 6)

FIRST SCORE: Sept. 28, 1974 (opening game); La. Tech TE Mike Barber 13-yard TD catch from Steve Haynes

FIRST A-STATE SCORE: Sept. 28, 1974 (opening game); fullback Stan Winfrey one-yard TD run vs. Louisiana Tech

Louisiana Tech

ARKANSAS STATE

Sun Belt Conference Champions | 2011 | 2012 | 2013 | 2015 | 2016

2016
2015
2013
2012
2011
1986
1985
1978
1975
1970
1969
1968



In 2002, players and coaches moved into a new three-story facility which features office space for coaches, dressing rooms, meeting rooms and a players' lounge.

On the ground floor are locker rooms, a player lounge area and the entrance to the weight room. Coach Anderson and his staff can be found at the complex with offices and video areas located on the second floor. The top floor includes meeting rooms which are also utilized as academic study areas, conference rooms, alumni function areas, booster meetings, recruiting and other gatherings. It also houses the Bill Templeton Recruiting Room.

The complex is not just the three-story building, but also Centennial Bank Stadium and the surrounding parking areas, practice fields and concession stands.


The structure complements the new video scoreboard, which measures approximately 32 feet high by 50 feet wide and features a 15HD pixel layout, constructed prior to the start of the 2014 season. This massive structure is located in the south end zone.

The former football facility, now known as the Charles Luter Family Academic Success Center, houses academic and student services, compliance and some sports offices.






Arkansas State University began construction on a 78,000-square foot Student Activity Center (SAC), which also serves as an indoor practice facility for the A-State football team, in spring of 2014. Located on the northeast corner of campus near Centennial Bank Stadium, the approximately 78,000-square foot building provides a new venue for multiple programs across the university. The SAC was designed by Brackett Krennerich Architects of Jonesboro and Sparks Reed Architecture and Interiors of Tulsa, Okla. The Student Activity Center was the first part of a university master plan for the eastern side of campus that continues with a later North End Zone Expansion project, a separate 66,500-square foot project being funded independently of the SAC.



ARKANSAS STATE

Sun Belt Conference Champions | 2011 | 2012 | 2013 | 2015 | 2016



A-State has announced several major football facility projects, including a two-level 66,500-square foot football facility in Centennial Bank Stadium's north end zone. The Arkansas State Athletics Department is committed to providing its student-athletes, coaches and loyal fan base with the best facilities and amenities within the conference and across the country. The renovation to the north end zone will enhance its fan game day experience, and assist in the Red Wolves' ability to recruit and train the best student-athletes to Arkansas State University. In constructing the new premium seating options and team complex, A-State will create an electric atmosphere and enhance the home field advantage at Centennial Bank Stadium. First and foremost, the project will enhance the Arkansas State student-athlete experience. The project features include a new weight room and training/rehabilitation area, new team locker room, position meeting rooms, players' lounge, academic rooms and team-theater meeting area. The Red Wolves Den, A-State's new outdoor premium seating options, will create a unique experience for fans; comprised of loge boxes and terrace seating with premium food and access to two cash bars.



"The vision is very clear for us! We're building an experience in order to help fund this opportunity to enhance the perception of our athletics program. This project will allow us to attract the top students in the country and provide first-class services to develop our students on and off the playing surfaces. Additionally, we've created a unique feature to pay homage to the great state of Arkansas, the Natural State. With your help, we truly believe this project can transform our athletics department's national brand. Please join us today in creating a family legacy for generations to come!" – Terry Mohajir, Director of Athletics





RED WOLVES FOOTBALL

ARKANSAS STATE

GoDaddy Bowl 2012-15 | New Orleans Bowl 2015 | Cure Bowl 2016

BOWL
GAMES

2016
2015
2014
2013
2012
2011
2005
1970
1969
1968
1954
1952 (2)
1951



ATHLETICS PERFORMANCE | 11

One of the most impressive aspects of Arkansas State's Football Complex is the athletics performance program and the weight room. Success on the football field begins in the weight room, and A-State has one of the best.

Arkansas State's athletics department moved one huge step closer to achieving its goal of a new Performance Enhancement Complex when a gift of \$250,000 from longtime supporters Boe and Myrna Adams of Leachville was presented in March 2004.

Upon completion of A-State's three-story football facility, improvements to the current strength and conditioning area was the next step.

Enhancements to the structure included connecting it to the football building through complementary architectural design as well as providing services for student-athletes in the classroom through computer labs, study areas and academic support staff.

The area has continued to see renovations and updates with new wall graphics, weights, training equipment and more.

Behind the efforts of Kaz Kazadi, A-State's Assistant Athletics Director for Athletics Performance, the area is in use to help Red Wolves student-athletes become bigger, stronger and faster.

The A-State strength and conditioning area features over 70 work stations, flooring, flexibility area, power area, speed area, cardiovascular area, training equipment, Olympic weight-lifting platforms, a plyometric training area, air and heating system and training security measures. The weight room equipment includes seven double-sided racks with platforms and benches, eight adjustable auxiliary benches, six glute ham machines, three hammer strength neck machines, three reverse hypers, Plyo-Safe plyometric boxes, dumbbells ranging from 15 lbs. to 150 lbs., 20 yards of turf and mobility hurdles.

RED WOLVES FOOTBALL

AStateRedWolves.com

ARKANSAS STATE

Sun Belt Conference Champions | 2011 | 2012 | 2013 | 2015 | 2016



Arkansas State University took another step to achieving its goal of a total Performance Enhancement Complex when a gift of \$250,000 was presented by Dr. Tim and Terri Langford in September 2004.

The donation matched that of longtime supporters Boe and Myrna Adams, who made an equal contribution to the Performance Enhancement Complex on March 4, 2004.

Because of the Langford's generous gift, the Athletic Training Program located in the Football Facility has been enhanced considerably. The furnished and refurbished training room is now named the Tim and Terri Langford Sports Medicine Center.

In fact, Langford was recently named as one of the Sun Belt Conference's distinguished alums during the league's first 31 years. Langford was also inducted into A-State's Ring of Honor during the 2007 football season.

Langford, a urologist in Little Rock with Arkansas Urologists Associates, played quarterback for A-State from 1980-83 under former head coach Larry Lacewell. His wife, Terri, is a former physical therapist and received part of her physical therapy training at Arkansas State.




The sports medicine department expanded into the former Red Wolves football team locker room. This conversion increased available athletic training work space from 700 square feet to over 2,800 square feet. Other training centers in the Convocation Center, Tomlinson Stadium, Track and Field Complex and Women's Tennis and Soccer facility serve to complement this primary space and provide frontline care for practices and events.

The Tim and Terri Langford Sports Medicine area has undergone recent changes and construction and is in use. The project included new tables, flooring, ceiling, paint and offices.

A-State student-athletes, who already receive great medical care, enjoy plenty of room and quality surroundings.



Larry Lacewell Locker Room. It has a familiar ring to it. In May 2004, A-State's Department of Athletics named the football locker room after one of the school's most beloved former head football coaches and athletic directors - Larry Lacewell. In a star-studded event, sports celebrities and fans came to honor and pay tribute to Lacewell, who has retired from the NFL's Dallas Cowboys organization and made his home in Jonesboro.



The event netted in excess of \$60,000. In a surprise move which caught athletic administrators totally off guard, Cowboys owner Jerry Jones announced that the Cowboys' organization would match that number.

Now, the locker room is a nice compliment to the rest of the football complex, a place the players can call their own.

A plaque (left) marks the entrance into the Larry Lacewell Locker Room. The plaque is flanked by the Larry Lacewell Locker Legends Plaque.



Larry Lacewell was A-State's head coach from 1979-89 and still holds the school record for most victories.



ARKANSAS STATE

Sun Belt Conference Champions | 2011 | 2012 | 2013 | 2015 | 2016

- 2016
- 2015
- 2013
- 2012
- 2011
- 1986
- 1985
- 1978
- 1975
- 1970
- 1969
- 1968




The Arkansas State University family mourned the loss of one their all-time greats with the passing May 4, 2014, of Bill Templeton (1934-2014), who spent 53 years as part of the A-State Athletics Department as either a student-athlete, coach or administrator. He leaves a lasting legacy of loyalty and love for his beloved A-State.

“He will be remembered as one of the greatest Indians and Red Wolves who ever lived.” - Terry Mohajir, A-State Director of Athletics



The Bill Templeton Recruiting Room is used as a relaxation area for players. However, it is also a frequent site for meetings, luncheons, receptions and recruiting activities.



The facade of the football facility lets visitors know right away about two key areas in the building.



The Arkansas State University Athletics Department announced one of the largest single donations in its history, a \$400,000 gift from Charles Luter that was used to enhance the athletics' academic facility, at a press conference held at the newly named Charles Luter Family Academic Success Center in September of 2008.

The Academic Success Center serves as a foundation for structure, discipline and organization for the education of all A-State student-athletes. The facility, coupled with innovative programs and equipment, currently houses the academic support staff, tutors, computer labs, a resource room, study areas, tutorial rooms, small group study centers, a large conference room, the compliance office and spring sports coaching offices.

Among the most recent and noticeable modifications to the Charles Luter Family Academic Success Center is a new foyer housed in a brick and rock exterior that, along with new landscaping, gives the entrance to the building a modern look and creates a stronger image. The actual foyer has a large Red Wolves logo embedded in a terrazzo flooring that greets visitors as they enter the building. A receptionist office now also connects to the lobby area, which holds all-new furniture and a plaque recognizing Charles and his wife, Kay.

A restructuring of the academic resource center, now known as Dawson's Den, has occurred, including a wall-wrap celebrating academic success that is clearly visible for student-athletes working in the computer lab. Additionally, tutorial rooms and computer-work stations have been upgraded in this area, which also displays pictures of the most recent A-State graduates. The names of the latest members of the Athletic Director's Honor Roll are also showcased in Dawson's Den. The area is named after Scott and Kay Dawson, longtime supporters of Red Wolves' athletics.



Former football student-athlete Charleston Girley and Director of Athletics Terry Mohajir embrace during the 2015 Arkansas State University Spring Commencement.

RED WOLVES LEADERSHIP ACADEMY

It is well-known that collegiate athletics departments across the country place a common emphasis on graduation, but Arkansas State has taken it a step further by consistently fulfilling a bold promise of 100 percent job placement for all its graduating student-athletes.

A-State has met its job-placement goal through its newly-developed Red Wolves Leadership Academy, which continues to strengthen with a study abroad component added to foster global awareness which is often cited by employers as a positive attribute they seek.

During summer 2015, Arkansas State student-athletes took part in the first study abroad program offered by any university and their athletics department in the nation. The program goes hand-in-hand with the Red Wolves Leadership Academy, designed with the sole purpose to obtain 100 percent job placement for ALL student-athletes upon graduation.

The Red Wolves took a ground-breaking step by sending the group of student-athletes to London on a faculty-led academic program. For A-State Director of Athletics Terry Mohajir, this is just one of the many ways it all comes back to providing the Red Wolves with the most comprehensive experiences possible to be successful in life.

According to a CNN article (2014), titled "Studying abroad could give you an edge in the job market," only one percent of U.S. college students manage to study abroad. The author can now count these and future Red Wolves among that one percent.

Research conducted by UC Merced backs up what Mohajir and the A-State Athletics Department believes – adding the study abroad component to the Red Wolves Leadership Academy puts its student-athletes among the most desirable employees in the nation coming out of college and helps create global citizens.

The UC Merced research also showed that 97 percent of study abroad students found employment within 12 months of graduation, while only 49 percent of college graduates found employment in the same period. Additionally, statistics revealed study abroad students had a 25 percent higher starting salary than those college graduates who did not study abroad.

Graduate school also falls under the all-encompassing umbrella provided by the Red Wolves Leadership Academy and is included in its goal of 100 percent job placement since it has a significant impact on future employment. According to IES Abroad research ("Recent Graduates Survey: The Impact of Studying Abroad on Recent College Graduates' Careers", 2012), 90 percent of alumni who were accepted into one of their top two choices for graduate or professional school studied abroad.

ARKANSAS STATE

Sun Belt Conference Champions | 2011 | 2012 | 2013 | 2015 | 2016

Being a student-athlete at Arkansas State University is not only what you can accomplish on the field of play or in the classroom. It is also what you can give back to the community.

A-State's football team is an integral part of the community of Jonesboro and the surrounding areas in Northeast Arkansas. The players are involved with local school programs, area charities and many worthwhile projects.

Members of the football team have spent time reaching out to the youth programs and local

schools in Northeast Arkansas. The Red Wolves have made visits to hospitals, health centers, food distribution centers and much more.

The team holds an annual Fan Day in which they interact with fans and sign autographs as well. They can often be found in the community visiting and signing autographs for young and old fans alike.

Both coaches and players are often seen in the community speaking at special events and representing good causes.



A-State student-athletes give back to not only the local community and Northeast Arkansas, but also reach out to more distant places. During the 2011, 2012, 2013 and 2014 seasons, for instance, members of the football team visited the USA Women's and Children's Hospital (above left) in Mobile, Ala., during part of their time leading up to the GoDaddy Bowl. A-State's 2015 New Orleans Bowl appearance also saw the team visit the Children's Hospital of New Orleans, and the Red Wolves participated in a "Feed the Children" project prior to the Cure Bowl. During the 2005 season, members of the A-State football team visited the Women's and Children's Hospital in Lafayette, La., during part of their time leading up to the New Orleans Bowl. The players also took time to sign autographs and visit with fans young and old alike during all their bowl weeks.

ARKANSAS STATE

GoDaddy Bowl 2012-15 | New Orleans Bowl 2015 | Cure Bowl 2016

BOWL
GAMES
2016
2015
2014
2013
2012
2011
2005
1970
1969
1968
1954
1952 (2)
1951

Nothing symbolizes Arkansas State football more than the Ring of Honor. The Ring, which recognizes the greatness of Red Wolves football through the induction of the school's finest players and coaches, is located on the facade of the west side of Centennial Bank Stadium.



The late Calvin Harrell was the Ring's first inductee in 1996.

A-STATE RING OF HONOR

Name	Induction Year
Calvin Harrell (RB 1968-71)	1996
Bill Bergey (LB 1965-68)	1997
Bill Templeton (RB 1954-56, AC 1965-79)	1997
Harry Larche (player, 1946-48)	1998
J.A. "Ike" Tomlinson (HC, 1945, AD)	1998
Bill Davidson (1954-56, HC 1971-78)	1999
Bennie Ellender (HC, 1963-70)	2000
Frank Farella (OL, 1954-57)	2001
Larry Lacewell (HC, 1979-89)	2001
Maurice Carthon (RB, 1979-82)	2002
Bill Phillips (OL, 1968-71)	2003
Terry Gwin (QB/RB, 1965-66)	2006
Ray Brown (OL/TE, 1983-85)	2007
Tim Langford (QB, 1980-83)	2007




Former A-State and NFL great Bill Bergey, pictured with fellow Ring inductee Bill Templeton, was inducted in 1997.



Maurice Carthon (right) and Larry Lacewell have joined the Ring of Honor.



Former coach and A-State Director of Major Gifts Bill Templeton welcomed Bill Phillips into the Ring.



Tim Langford (above) and Ray Brown are the latest two former A-State greats to be inducted into the Ring of Honor.

RING OF HONOR | 17

RED WOLVES FOOTBALL

AStateRedWolves.com

CONFERENCE CHAMPIONS

ARKANSAS STATE

Sun Belt Conference Champions | 2011 | 2012 | 2013 | 2015 | 2016

2016
2015
2013
2012
2011
1986
1985
1978
1975
1970
1969
1968



GAME DAY AT A-STATE | 18

RED WOLVES FOOTBALL

AStateRedWolves.com

ARKANSAS STATE

GoDaddy Bowl 2012-15 | New Orleans Bowl 2015 | Cure Bowl 2016

The Red Wolves have been bowl eligible nine of the last 12 seasons and made a school-record six consecutive postseason appearances, including the 2016 Cure Bowl. Following the 2013 contest, A-State received votes in both the Associated Press and USA Today Coaches top-25 polls, while also ranking 23rd in the nation in the final CBSSports.com Power Poll. The program has piled up 52 victories over the last six seasons, which ranks tied for the 23rd most in the nation. During that span, A-State also saw players named the Sun Belt Conference Player of the Year (3 times), Defensive Player of the Year and Freshman of the Year, while also gaining 78 all-conference selections. The Red Wolves faced Northern Illinois in Mobile in 2012, Kent State in 2013, Ball State in 2014 and Toledo in 2015. The Red Wolves topped No.25-ranked Kent State 17-13 and Ball State 23-20 for its two GoDaddy Bowl wins. Arkansas State played Louisiana Tech in the 2015 New Orleans Bowl, one year before defeating UCA 31-13 in the 2016 Cure Bowl.



Kendall Sanders
2016 Cure Bowl MVP



Fredri Knighten
2014 GoDaddy Bowl MVP



J.D. McKissic
2013 & '14 GoDaddy Bowl Offensive MVP



Qushaun Lee
2013 & '14 GoDaddy Bowl Defensive MVP



Ryan Aplin
2013 GoDaddy Bowl MVP



Brian Davis
2014 GoDaddy Bowl Special Teams MVP



Ryan Wilbourn
2013 GoDaddy Bowl Special Teams MVP



BOWL
GAMES
2016
2015
2014
2013
2012
2011
2005
1970
1969
1968
1954
1952 (2)
1951

SIX CONSECUTIVE BOWL GAMES | 19

RED WOLVES FOOTBALL

AStateRedWolves.com

ARKANSAS STATE

Sun Belt Conference Champions | 2011 | 2012 | 2013 | 2015 | 2016

Arkansas State won the 2016 Sun Belt Conference championship with a 7-1 record, giving it the league title for the fifth time over the last six seasons with a 40-7 conference record over that span. A-State also won the title 2011-13 and 2015, and it is the only FBS program in the nation to win five conference championships over the last six years. Arkansas State is one of just two programs to ever win at least five Sun Belt Conference championships. Additionally, it is the only SBC program to ever go 8-0 in league play during multiple seasons (2015 and 2011). Along the same lines, it is just the second all-time Sun Belt program with multiple undefeated seasons in league play (2015 and 2011) -- the other is North Texas (2002-04).

2016
2015
2013
2012
2011
1986
1985
1978
1975
1970
1969
1968



SUN BELT CHAMPIONS 2011-13 & 2015-16 | 20



RED WOLVES FOOTBALL

AStateRedWolves.com



THE 2017 SEASON | INSIDE

<i>Outlook</i>	22-25
<i>Alphabetical Roster</i>	26-27
<i>Numerical Roster</i>	28-29
<i>Red Wolves at a Glance</i>	30

ARKANSAS STATE

Sun Belt Conference Champions | 2011 | 2012 | 2013 | 2015 | 2016

"Wolves Up!" and "Let 'em hear ya howl!" – both just a couple of the mantras, catch phrases or even social-media hashtags that have been embraced by Arkansas State University fans, students, alumni and many others as the A-State football team gets set to embark on its 10th season as the Red Wolves in 2017.

The era began with a good omen of things to come as the football team opened the 2008 season by claiming an 18-14 victory over Texas A&M. Senior linebacker Ben Owens was named the FWA National Defensive Player of the Week, helping lead A-State to its first win over a team from a "high resource" (Power Five) conference since joining FBS in 1992.

Since that time, the Red Wolves' football team has claimed five Sun Belt Conference championships. In fact, A-State is the only FBS program in the nation to win five conference titles over the last six seasons. At the same time, Arkansas State's rise as one of the top Group of 5 programs in the nation isn't just limited to conference championships.

Beginning with the 2011 season, the Red Wolves have strung together six consecutive winning seasons for the first time since 1912-17, won seven or more games each of the last six years for the first time in A-State history, made a school-record six consecutive bowl game appearances and piled up 52 victories that are tied for the 23rd most in the nation over that span.

Arkansas State most recently won the 2016 Sun Belt title and defeated UCF 31-13 in the Cure Bowl under head coach Blake Anderson, who is set for his fourth season in Jonesboro with back-to-back league championships under his belt. Anderson is the first head coach to win 24 or more games his first three seasons at the school, and 22 of those wins have come by

a double-figure margin.

The Red Wolves' head coach has seen 29 of his players earn a league-high 43 All-Sun Belt Conference selections the last three seasons, and nine of those selections are back for the 2017 campaign. The list includes senior defensive end Ja'Von Rolland-Jones, who became just the second defensive player in Sun Belt history to be named the conference's Player of the Year in 2016.

Rolland-Jones returns alongside fellow All-Sun Belt picks Justin Clifton (DB), Justice Hansen (QB), Khari Lain (LB), Blake Mack (TE), Dijon Paschal (WR), Blaise Taylor (CB/RS), Warren Wand (RB) and Kyle Wilson (LB). The standouts account for eight of the team's nine starters and 48 let-

termen back who helped led the team a year ago to a 7-1 conference record, including a 35-3 victory over No. 25 Troy. The game against the Trojans marked A-State first road win over a top-25 ranked team since joining the FBS in 1992.

While Arkansas State has a lot of last year's production still in place, they must replace some key components. The departures include all five starting offensive linemen, its leading receiver, a first team All-Sun Belt defensive end now in the NFL and three starters in its secondary. However, Anderson and his staff addressed many of those needs in the offseason with its 2017 signing class. A-State has gained significant size up front on the offensive line and has reloaded in the secondary with several highly-regarded recruits.

A-State's 10th season as the Red Wolves will kick off Sept. 2 at Nebraska, but their schedule also features a home opener against five-time national champion Miami, a pair of nationally-televised midweek Sun



JUSTICE HANSEN

ARKANSAS STATE

GoDaddy Bowl 2012-15 | New Orleans Bowl 2015 | Cure Bowl 2016

BOWL
GAMES
2016
2015
2014
2013
2012
2011
2005
1970
1969
1968
1954
1952 (2)
1951

Belt Conference contests and their Homecoming game versus Coastal Carolina.

QUARTERBACK

While the Red Wolves entered last season without a quarterback who had ever taken a snap in an A-State uniform, the circumstances have changed this year as 2016 honorable mention All-Sun Belt choice Justice Hansen returns for his junior year. A two-time Sun Belt Offensive Player of the Week last year, Hansen led the team to an 8-2 record after taking over as the starter, including a victory in the Cure Bowl. The former Oklahoma signee threw 19 touchdown passes to tie the fourth most in school history and compiled a 138.9 pass efficiency rating that ranked second in the Sun Belt and 45th in the nation. Despite limited playing time the first three games of the 2016 season, Hansen was still able to record 2,850 yards total offense that ranked as the seventh most ever by an A-State player. He will enter fall camp as one of five quarterbacks on the A-State roster, including redshirt freshman Logan Bonner, redshirt sophomore Carson Coats, 2016 Louisiana High School all-state selection Aldon Clark and Savannah State transfer Blake Dever. While Hansen is a proven commodity, all five could possibly factor into A-State's 2016 plans.

RUNNING BACK

A two-time member of the All-Sun Belt Conference team and A-State's leading rusher last season, Warren Wand headlines a talented and deep running back corps for the Red Wolves. The junior has already been tabbed preseason all-conference by multiple publications

after ranking fourth in the league in rushing yards last year with 879 to his credit. While Wand demands a lot of attention, senior Johnston White actually leads the team in career rushing yards and touchdowns with 1,600 and 25, respectively. The former walk-on's touchdown total actually ranks as the seventh most in school history and, like Wand, this year can join the previous 13 A-State player to reach 2,000 yards in a career. Senior Armond Weh-Weh is also expected to factor into the Red Wolves plans in 2017. He ran for a touchdown in A-State's season opener last year as highly-touted junior college transfer, but suffered a season-ending injury just two games into the season. Jamal Jones has seen limited playing time, but returns for his redshirt sophomore season along with senior Jonesboro-native Katon Hill.

WIDE RECEIVER

Although senior All-Sun Belt pick and Cure Bowl MVP Kendall Sanders, the team's 2016 leader in receptions and touchdowns, is gone, as well as Cam Echols-Luper, A-State still returns four players who started at least one game at the position. Sanders and Echols-Luper combined for 960 yards, but the Red Wolves bring back three seniors in Chris Murray, Dijon Paschal and Christian Booker and junior Justin McInnis, who all combined for 1,029 yards and six scores. Out of the four players, Murray led the way in 2016 with 22 receptions for 327 yards and one touchdown. Paschal, a 2015 honorable mention All-Sun Belt selection, enters 2017 tied for eighth in school history with 10 career touchdown receptions and ninth for receiving yards with 1,491. Omar Bayless proved he could be a clutch player with a game-winning touchdown grab in the final seconds of the Georgia Southern game, and McInnis could emerge as key player. The Red Wolves will also get the services of 6-5 Arkansas transfer Kendrick Edwards this year, and they signed the Arkansas Democrat-Gazette "All-



JOHNSTON WHITE

RED WOLVES FOOTBALL

AStateRedWolves.com

2017 OUTLOOK | 23

ARKANSAS STATE

Sun Belt Conference Champions | 2011 | 2012 | 2013 | 2015 | 2016

Arkansas Preps Male Athlete of the Year Jonathan Adams, Jr. The receiving corps also features redshirt freshman Brandon Bowling and sophomores Darveon Brown, Jaylon Marshall and Chauncey Mason.

TIGHT END

Senior Blake Mack made the move from receiver to tight end last season and quickly became one of the top players in the Sun Belt Conference. A member of the 2017 John Mackey Award Watch List and touted by Phil Steele's as the No. 27 "Top NFL Draft Eligible Tight End" in the country, Mack is gaining national attention. It is warranted after the 2016 Second Team All-Sun Belt pick posted a team-high 652 yards while averaging 19.2 yards per catch, the 18th highest average in the nation among all players. The position is strengthened even more with three-year letterman Jonah Hill returning, as well as 6-2 redshirt freshman Javonis Isaac and sophomore Avery Johnson.

OFFENSIVE LINE

Arkansas State lost all five starters from last year's team, including two All-Sun Belt selections, but also has some talented experience returning and addressed the depleted numbers with nine offensive linemen signed as part of its 2017 class. The o-line will not only have a bunch of new names, but a different look as well. None of A-State's starting five last year weighed more than 314 pounds and the group averaged 302.8, but this year the Red Wolves have seven offensive linemen on their roster who weigh at least 325 pounds and as much as 345. Sophomore Troy Elliott returns with the most experience after starting two games as

a true freshman last year, and redshirt junior Lanard Bonner is expected to make a big impact. With 19 offensive linemen on their roster, A-State should have plenty of options from a nice mix of junior college transfers, returning players, high school signees and graduate transfer in Jaypee Philbert.

DEFENSIVE LINE

Any talk about A-State's defensive line usually starts with 2016 Sun Belt Conference Player of the Year Ja'Von Rolland-Jones, and rightly so. The senior standout is Arkansas State's and the Sun Belt Conference's all-time leader in sacks with 30.5, and he now needs 13.5 more to tie the NCAA FBS record currently held by Terrell Suggs (Arizona State, 2000-02). With more watch lists still to be released, the three-time All-Sun Belt choice has already been tabbed to the Bednarik and Nagurski Award lists. Former Alabama transfer Dee Liner returns on the interior after finishing 2016 strong for a team that led the nation in tackles for loss. The Red Wolves lost the services of 2016 First Team All-Sun Belt selection Chris Odom at defensive end, but senior Caleb Caston and juniors Griffin Riggs and Jarrod Chandler have all played well in A-State's rotation in the past. Junior college transfer Ron-heen Bingham has big-play potential, and redshirt freshman William Bradley-King and sophomore T.J. Harris could be a factor on the edge as well. Joining Liner on the interior are junior college transfers Tony Adams and Josh Curry, and they come in with high expectations.

**JA'VON ROLLAND-JONES**

Junior Donovan Ransom has been a regular up front, while senior Cliff Thomas and sophomore Javier Carbonell have experience as well.

LINEBACKERS

A member of the 2016 Sun Belt Conference Newcomer Team, senior Kyle Wilson made an immediate impact last season and took on a leadership role with the entire defense in the spring. With 79 tackles, including 15.5 for loss, a year ago, Wilson is poised for a big senior season. It won't be easy to replace All-Sun Belt selection Xavier Woodson-Luster, but the Red Wolves could look to a number of players to help fill that vacancy. The group includes senior Khari Lain, junior Antwon Turnage, sophomores Tajhea Chambers and Kirk Louis, and possibly Trent Ellis-Brewer, who played nickel last season. Lain was a 2015 All-Sun Belt pick and Chambers started his first game as a true freshman at USC, recording two sacks in the contest.

SECONDARY

Next to the offensive line, the Red Wolves secondary was hit the hardest by graduation with the loss of three starters who were all tabbed all-conference in 2016. Safeties Money Hunter and Cody Brown and corner Chris Humes combined for 189 tackles, five interceptions and six fumble recoveries last year. However, the Red Wolves' second-leading tackler (87) in nickel Justin Clifton returns, along with two-year starting cornerback Blaise Taylor. Clifton has been named to the Jim Thorpe Award Watch List and Taylor ranked third in the Sun Belt Conference last season in passes defended with 12 (3 INT, 9 pass break-up). Trent Ellis-Brewer also played well at the nickel position in 2016, ending the year with 22 tackles, 4.0 tackles for loss and two sacks. Brandon Byner, Nehemia Wagner and Kyle Martin are

all set for their senior seasons at the cornerback position and are candidates to take over a starting role. A-State will likely look to transfers at safety, but are loaded with new talent in former Boise State signee Darreon Jackson, former Clemson player Jefferie Gibson and junior college transfer Michael Johnson, who was named as the Southern California Football Association's (SCFA) 2016 National Division Central Defensive Player of the Year.

SPECIAL TEAMS

The Red Wolves' special teams have been among the best in the nation the last three seasons under coach Luke Paschall. Much of that success can also be credited to two-time All-Sun Belt Conference return specialist Blaise Taylor. He will enter his senior campaign as the Sun Belt Conference's second all-time leader in punt returns for a touchdown with three, and his 781 career punt return yards are the school record while ranking as the second most in conference history. Additionally, his 781 career punt return yards are the third most in the nation among active players. Taylor also has experience as a kick returner with 554 yards and a touchdown. The Red Wolves will have to find a new place-kicker and deep snapper with the graduation of J.D. Houston and Ryan Eustace, respectively, but bring back sophomore punter Damon Foncham. A freshman in 2016, Foncham averaged 39.3 yards per punt and placed 21 attempts inside the opponent's 20-yard line, which ranked as the fifth most in the Sun Belt.



BLAISE TAYLOR

ARKANSAS STATE

Sun Belt Conference Champions | 2011 | 2012 | 2013 | 2015 | 2016

No.	Name	Pos.	Ht.	Wt.	Cl.	Exp	Hometown (previous school)
9	Jonathan Adams, Jr.	WR	6-3	185	Fr.	HS	Jonesboro, Ark. (Jonesboro)
99	Tony Adams	DL	6-0	344	Jr.	TR	Fannin, Miss. (Jones County (Miss.) JC)
43	Kavin Alexander	DB	5-10	190	Jr.-R	RS	North Little Rock, Ark. (Butte (Calif.) College)
77	Jacob Atnip	OL	6-5	325	Fr.-R	RS	Sheridan, Ark. (Sheridan)
7	Omar Bayless	WR	6-3	198	So.-R	1L	Laurel, Miss. (Laurel)
60	Jhamahl Bell	OL	6-3	294	Jr.-R	1L	Warren, Ark. (Warren)
23	Ronheen Bingham	DE	6-2	222	Jr.	TR	Bennettsville, S.C. (Hutchinson (Kan.) CC)
22	Caleb Bonner	DB	6-1	194	Fr.	HS	Reform, Ala. (Pickens County)
70	Lanard Bonner	OL	6-5	330	Jr.-R	RS	Birmingham, Ala. (Highland (Kan.) CC)
12	Logan Bonner	QB	6-1	224	Fr.-R	RS	Rowlett, Texas (Rowlett)
13	Christian Booker	WR	5-11	174	Sr.	1L	Union, S.C. (Dodge City (Kan.) CC)
82	Brandon Bowling	WR	5-9	174	Fr.-R	RS	McKinney, Texas (Boyd)
50	William Bradley-King	DE	6-4	235	Fr.-R	RS	Kansas City, Mo. (Hogan Prep)
17	Darveon Brown	WR	5-11	177	So.-R	1L	Warren, Ark. (Warren)
69	Marvis Brown	OL	6-3	337	Jr.	TR	Orange, Texas (Tyler (Texas) JC)
59	Holden Byassee	LB	6-1	226	Fr.-R	RS	Cherry Valley, Ark. (Cross County)
28	Brandon Byner	CB	5-11	173	Sr.	3L	Bessemer, Ala. (Bessemer City)
87	Javier Carbonell	DL	6-2	297	So.-R	1L	Bentonville, Ark. (Bentonville)
54	Caleb Caston	DE	6-2	240	Sr.	3L	Pascagoula, Miss. (Pascagoula)
7	A.J. Cayetano	CB	5-10	181	Fr.	HS	Atlanta, Ga. (Benjamin E. Mays)
32	Tajhea Chambers	LB	6-2	246	So.-R	1L	Gordon, Ga. (Tift County)
31	Jarrold Chandler	DE	6-2	225	Jr.-R	2L	Barton, Ark. (Barton)
1	Aldon Clark	QB	6-2	180	Fr.	HS	New Orleans, La. (Edna Karr)
10	Justin Clifton	DB	6-0	206	Jr.	2L	Tupelo, Miss. (Tupelo)
10	Carson Coats	QB	6-1	203	So.-R	SQ	Jonesboro, Ark. (Jonesboro)
20	Arnold Cunningham	RB	6-0	177	Fr.-R	RS	Cave City, Ark. (Cave City)
90	Josh Curry	DL	6-2	305	Jr.	TR	Columbus, Ga. (Arizona Western Coll.)
73	Cameron Davis	OL	6-4	303	So.-R	1L	Bryant, Ark. (Bryant)
19	Blake Dever	QB	6-4	215	So.	TR	Palm Beach, Fla. (Savannah State)
21	Trajan Doss	S	5-10	180	So.-R	TR	Sherwood, Ark. (Ouachita Baptist Univ.)
78	Justin Dutton	OL	6-4	305	Fr.	HS	Guthrie, Okla. (Guthrie)
3	B.J. Edmonds	S	6-0	202	So.	1L	Mobile, Ala. (St. Paul's Episcopal School)
86	Kendrick Edwards	WR	6-5	212	Jr.-R	RS	Miami, Fla. (Arkansas)
67	Troy Elliott	OL	6-5	297	So.	1L	Flower Mound, Texas (Marcus)
26	Trent Ellis-Brewer	DB	6-2	212	So.	1L	Daphne, Ala. (Daphne)
39	Dajon Emory	DE	6-3	253	Jr.-R	RS	Bridgeville, Del. (Lackawanna (Pa.) Coll.)
79	Dwayne Fisher	OL	6-4	345	Fr.	HS	Marrero, La. (John Ehret)
99	Damon Foncham	P	5-8	196	So.-R	1L	Plano, Texas (Plano West)
72	Jamal Fontenot	OL	6-4	302	Jr.-R	1L	Beaumont, Texas (Kilgore (TX) College)
75	Dalton Ford	OL	6-4	307	So.-R	1L	Webb City, Mo. (Webb City)
46	Ben Gallagher	LB	6-0	227	Sr.-R	2L	Germantown, Tenn. (Christian Brothers)
6	Jefferie Gibson	S	6-4	195	Jr.	TR	Hope Mills, N.C. (Arizona Western Coll.)
40	Connor Haag	WR	5-11	175	Fr.-R	TR	Trumann, Ark. (Trinity International Univ.)
15	Justice Hansen	QB	6-4	207	Jr.-R	1L	Edmond, Okla. (Butler (KS) CC)
74	Andre Harris	OL	6-5	330	Fr.	HS	Oklahoma City, Okla. (Putnam City North)
52	T.J. Harris	DE	6-2	235	So.-R	1L	Tulsa, Okla. (Booker T. Washington)
71	Klint Harvey	OL	6-6	330	So.-R	SQ	Corning, Ark. (Arkansas)
88	Jonah Hill	TE	6-3	242	Sr.-R	3L	Springfield, Mo. (Hillcrest)
36	Katon Hill	RB	5-10	209	Sr.-R	1L	Jonesboro, Ark. (Jonesboro)

ARKANSAS STATE

GoDaddy Bowl 2012-15 | New Orleans Bowl 2015 | Cure Bowl 2016

No.	Name	Pos.	Ht.	Wt.	Cl.	Exp	Hometown (previous school)
81	Javonis Isaac	TE	6-2	217	Fr.-R	RS	Lafayette, La. (Acadiana)
34	Darreon Jackson	S	6-0	200	So.	TR	Derby, Kan. (Coffeyville (Kan.) CC)
89	Jimmie Jackson	TE	6-2	205	Jr.-R	TR	Bentonville, Ark. (Arkansas Tech)
37	Avery Johnson	TE	6-2	233	So.-R	1L	Hardy, Ark. (Highland)
63	Chase Johnson	OL	6-3	286	Jr.	TR	Olive Branch, Miss. (Northwest Miss. CC)
35	Mark Johnson	S	6-2	182	Sr.-R	2L	Prescott, Ark. (Prescott)
4	Michael Johnson	S	6-0	180	Jr.	TR	Hialeah, Fla. (Mt. San Antonio (Calif.) Coll.)
44	Jaelyn Jones	S	6-1	195	Fr.-R	RS	Bryant, Ark. (Bryant)
3	Jamal Jones	RB	5-9	183	So.-R	1L	Memphis, Tenn. (Trezevant)
9	Khari Lain	LB	5-10	196	Sr.	3L	Tyrone, Ga. (Sandy Creek)
25	Dee Liner	DL	6-3	325	Sr.-R	1L	Muscle Shoals, Ala. (Alabama)
51	Kirk Louis	LB	6-2	229	So.-R	1L	Baton Rouge, La. (McKinley)
16	Blake Mack	TE	6-3	245	Sr.	3L	Lonoke, Ark. (Lonoke)
80	Jaylon Marshall	WR	6-2	185	So.-R	1L	Warren, Ark. (Warren)
12	Kyle Martin	CB	5-9	175	Sr.	1L	Wichita, Kan. (Dodge City (Kan.) CC)
8	Chauncey Mason	WR	5-9	182	So.-R	1L	Boynton Beach, Fla. (Boynton Beach)
85	Zachary McFadden	WR	6-3	215	Fr.-R	TR	Little Rock, Ark. (Central) (Memphis)
18	Justin McInnis	WR	6-6	202	Jr.	1L	Pierrefonds, Quebec (Dodge City (KS) CC)
47	Ty Mimbs	DS	6-1	221	So.-R	SQ	Sandersville, Ga. (Brentwood School)
94	Hunter Moreton	DL	6-1	275	Fr.	HS	Fort Smith, Ark. (Southside)
14	Chris Murray	WR	5-9	181	Sr.	2L	Tampa, Fla. (Hutchinson (KS) CC)
68	Alex Novak	OL	6-3	293	So.-R	RS	Fairhope, Ala. (Southwestern Miss. CC)
84	Dijon Paschal	WR	6-1	209	Sr.-R	3L	Tallassee, Ala. (Tallassee)
55	Jaypee Philbert	OL	6-5	314	Sr.	TR	Atlanta, Ga. (Iowa State)
33	Shawn Rainer	RB	5-9	190	Jr.-R	RS	Blytheville, Ark. (Ark. Northeastern Coll.)
91	Donovan Ransom	DL	6-1	304	Jr.	2L	Garland, Texas (Garland)
65	Tyrell Reed	OL	6-5	332	So.-R	SQ	Mount Dora, Fla. (Henderson State)
33	Griffin Riggs	DE	6-3	253	Jr.	2L	Auburn, Ala. (Auburn)
11	Ja'Von Rolland-Jones	DE	6-2	233	Sr.-R	3L	Mesquite, Texas (Mesquite)
76	Nour-Eddine Seidnaly	OL	6-5	300	Jr.	TR	Silver Spring, Md. (ASA (N.Y.) College)
53	Luke Sexton	DS	6-3	280	Fr.-R	RS	Jonesboro, Ark. (Nettleton)
29	Colby Sigears	CB	5-8	155	So.	TR	Fayetteville, Ark. (Arkansas Tech)
24	Jeremy Smith	CB	5-11	167	So.	1L	Atlanta, Texas (Atlanta)
61	Jennings Stanley	OL	6-3	310	Fr.	HS	Jonesboro, Ark. (Jonesboro)
64	Jacob Still	OL	6-1	288	Fr.-R	RS	Collierville, Tenn. (St. George's)
1	Blaise Taylor	CB	5-9	165	Sr.	3L	Waco, Texas (Auburn (Ala.) HS)
98	Clifford Thomas	DL	6-2	291	Sr.-R	3L	Marion, Ark. (Marion)
40	Antwon Turnage	LB	6-2	205	Jr.-R	1L	Columbia, Mo. (Dodge City (Kan.) CC)
2	Nehemiah Wagner	CB	6-0	167	Sr.	3L	Mesquite, Texas (Horn)
6	Warren Wand	RB	5-5	179	Jr.	2L	Edmond, Okla. (Memorial)
2	Armond Weh-Weh	RB	6-0	205	Sr.-R	1L	Houston, Texas (Scottsdale (Ariz.) CC)
58	Thomas Weldon	LB	5-11	225	Fr.-R	RS	Ringgold, Ga. (Hertiage)
45	Logan Wescott	S	6-0	190	Jr.	TR	Harrington, Del. (Delaware State)
30	Johnston White	RB	5-11	188	Sr.-R	3L	Covington, Tenn. (Covington)
30	Brandon Williams	CB	5-11	180	Fr.-R	RS	Chicago, Ill. (St. Rita)
57	Bryce Williams	LB	5-8	205	Fr.-R	RS	Jonesboro, Ark. (Jonesboro)
38	Sawyer Williams	K	5-11	205	So.-R	1L	Allen, Texas (Allen)
15	Kyle Wilson	LB	6-0	228	Sr.	1L	Wichita, Kan. (Hutchinson (KS) CC)
20	Larry Wooden	S	6-0	180	Fr.	HS	Hoover, Ala. (Spain Park)

BOWL
GAMES
2016
2015
2014
2013
2012
2011
2005
1970
1969
1968
1954
1952⁽²⁾
1951

ALPHABETICAL ROSTER | 27

RED WOLVES FOOTBALL

A State Red Wolves.com

ARKANSAS STATE

Sun Belt Conference Champions | 2011 | 2012 | 2013 | 2015 | 2016

No.	Name	Pos.	Ht.	Wt.	Cl.	Exp	Hometown (previous school)
1	Aldon Clark	QB	6-2	180	Fr.	HS	New Orleans, La. (Edna Karr)
1	Blaise Taylor	CB	5-9	165	Sr.	3L	Waco, Texas (Auburn (Ala.) HS)
2	Nehemiah Wagner	CB	6-0	167	Sr.	3L	Mesquite, Texas (Horn)
2	Armond Weh-Weh	RB	6-0	205	Sr.-R	1L	Houston, Texas (Scottsdale (Ariz.) CC)
3	B.J. Edmonds	S	6-0	202	So.	1L	Mobile, Ala. (St. Paul's Episcopal School)
3	Jamal Jones	RB	5-9	183	So.-R	1L	Memphis, Tenn. (Trezevant)
4	Michael Johnson	S	6-0	180	Jr.	TR	Hialeah, Fla. (Mt. San Antonio (Calif.) Coll.)
6	Jefferie Gibson	S	6-4	195	Jr.	TR	Hope Mills, N.C. (Arizona Western Coll.)
6	Warren Wand	RB	5-5	179	Jr.	2L	Edmond, Okla. (Memorial)
7	Omar Bayless	WR	6-3	198	So.-R	1L	Laurel, Miss. (Laurel)
7	A.J. Cayetano	CB	5-10	181	Fr.	HS	Atlanta, Ga. (Benjamin E. Mays)
8	Chauncey Mason	WR	5-9	182	So.-R	1L	Boynton Beach, Fla. (Boynton Beach)
9	Jonathan Adams, Jr.	WR	6-3	185	Fr.	HS	Jonesboro, Ark. (Jonesboro)
9	Khari Lain	LB	5-10	196	Sr.	3L	Tyrone, Ga. (Sandy Creek)
10	Justin Clifton	DB	6-0	206	Jr.	2L	Tupelo, Miss. (Tupelo)
10	Carson Coats	QB	6-1	203	So.-R	SQ	Jonesboro, Ark. (Jonesboro)
11	Ja'Von Rolland-Jones	DE	6-2	233	Sr.-R	3L	Mesquite, Texas (Mesquite)
12	Logan Bonner	QB	6-1	224	Fr.-R	RS	Rowlett, Texas (Rowlett)
12	Kyle Martin	CB	5-9	175	Sr.	1L	Wichita, Kan. (Dodge City (Kan.) CC)
13	Christian Booker	WR	5-11	174	Sr.	1L	Union, S.C. (Dodge City (Kan.) CC)
14	Chris Murray	WR	5-9	181	Sr.	2L	Tampa, Fla. (Hutchinson (KS) CC)
15	Justice Hansen	QB	6-4	207	Jr.-R	1L	Edmond, Okla. (Butler (KS) CC)
15	Kyle Wilson	LB	6-0	228	Sr.	1L	Wichita, Kan. (Hutchinson (KS) CC)
16	Blake Mack	TE	6-3	245	Sr.	3L	Lonoke, Ark. (Lonoke)
17	Darveon Brown	WR	5-11	177	So.-R	1L	Warren, Ark. (Warren)
18	Justin McInnis	WR	6-6	202	Jr.	1L	Pierrefonds, Quebec (Dodge City (KS) CC)
19	Blake Dever	QB	6-4	215	So.	TR	Palm Beach, Fla. (Savannah State)
20	Arnold Cunningham	RB	6-0	177	Fr.-R	RS	Cave City, Ark. (Cave City)
20	Larry Wooden	S	6-0	180	Fr.	HS	Hoover, Ala. (Spain Park)
21	Trajan Doss	S	5-10	180	So.-R	TR	Sherwood, Ark. (Ouachita Baptist Univ.)
22	Caleb Bonner	DB	6-1	194	Fr.	HS	Reform, Ala. (Pickens County)
23	Ronheen Bingham	DE	6-2	222	Jr.	TR	Bennettsville, S.C. (Hutchinson (Kan.) CC)
24	Jeremy Smith	CB	5-11	167	So.	1L	Atlanta, Texas (Atlanta)
25	Dee Liner	DL	6-3	325	Sr.-R	1L	Muscle Shoals, Ala. (Alabama)
26	Trent Ellis-Brewer	DB	6-2	212	So.	1L	Daphne, Ala. (Daphne)
28	Brandon Byner	CB	5-11	173	Sr.	3L	Bessemer, Ala. (Bessemer City)
29	Colby Sigears	CB	5-8	155	So.	TR	Fayetteville, AR (Arkansas Tech)
30	Johnston White	RB	5-11	188	Sr.-R	3L	Covington, Tenn. (Covington)
30	Brandon Williams	CB	5-11	180	Fr.-R	RS	Chicago, Ill. (St. Rita)
31	Jarrold Chandler	DE	6-2	225	Jr.-R	2L	Barton, Ark. (Barton)
32	Tajhea Chambers	LB	6-2	246	So.-R	1L	Gordon, Ga. (Tift County)
33	Shawn Rainer	RB	5-9	190	Jr.-R	RS	Blytheville, Ark. (Ark. Northeastern Coll.)
33	Griffin Riggs	DE	6-3	253	Jr.	2L	Auburn, Ala. (Auburn)
34	Darreon Jackson	S	6-0	200	So.	TR	Derby, Kan. (Coffeyville (Kan.) CC)
35	Mark Johnson	S	6-2	182	Sr.-R	2L	Prescott, Ark. (Prescott)
36	Katon Hill	RB	5-10	209	Sr.-R	1L	Jonesboro, Ark. (Jonesboro)
37	Avery Johnson	TE	6-2	233	So.-R	1L	Hardy, Ark. (Highland)
38	Sawyer Williams	K	5-11	205	So.-R	1L	Allen, Texas (Allen)
39	Dajon Emory	DE	6-3	253	Jr.-R	RS	Bridgeville, Del. (Lackawanna (Pa.) Coll.)

ARKANSAS STATE

GoDaddy Bowl 2012-15 | New Orleans Bowl 2015 | Cure Bowl 2016

No.	Name	Pos.	Ht.	Wt.	Cl.	Exp	Hometown (previous school)
40	Connor Haag	WR	5-11	175	Fr.-R	TR	Trumann, Ark. (Trinity International Univ.)
40	Antwon Turnage	LB	6-2	205	Jr.-R	1L	Columbia, Mo. (Dodge City (Kan.) CC)
43	Kavin Alexander	DB	5-10	190	Jr.-R	RS	North Little Rock, Ark. (Butte (Calif.) Coll.)
44	Jaelyn Jones	S	6-1	195	Fr.-R	RS	Bryant, Ark. (Bryant)
45	Logan Wescott	S	6-0	190	Jr.	TR	Harrington, Del. (Delaware State)
46	Ben Gallagher	LB	6-0	227	Sr.-R	2L	Germantown, Tenn. (Christian Brothers)
47	Ty Mimbs	DS	6-1	221	So.-R	SQ	Sandersville, Ga. (Brentwood School)
50	William Bradley-King	DE	6-4	235	Fr.-R	RS	Kansas City, Mo. (Hogan Prep)
51	Kirk Louis	LB	6-2	229	So.-R	1L	Baton Rouge, La. (McKinley)
52	T.J. Harris	DE	6-2	235	So.-R	1L	Tulsa, Okla. (Booker T. Washington)
53	Luke Sexton	DS	6-3	280	Fr.-R	RS	Jonesboro, Ark. (Nettleton)
54	Caleb Caston	DE	6-2	240	Sr.	3L	Pascagoula, Miss. (Pascagoula)
55	Jaypee Philbert	OL	6-5	314	Sr.	TR	Atlanta, Ga. (Iowa State)
57	Bryce Williams	LB	5-8	205	Fr.-R	RS	Jonesboro, Ark. (Jonesboro)
58	Thomas Weldon	LB	5-11	225	Fr.-R	RS	Ringgold, Ga. (Heritage)
59	Holden Byassee	LB	6-1	226	Fr.-R	RS	Cherry Valley, Ark. (Cross County)
60	Jhamahl Bell	OL	6-3	294	Jr.-R	1L	Warren, Ark. (Warren)
61	Jennings Stanley	OL	6-3	310	Fr.	HS	Jonesboro, Ark. (Jonesboro)
63	Chase Johnson	OL	6-3	286	Jr.	TR	Olive Branch, Miss. (Northwest Miss. CC)
64	Jacob Still	OL	6-1	288	Fr.-R	RS	Collierville, Tenn. (St. George's)
65	Tyrell Reed	OL	6-5	332	So.-R	SQ	Mount Dora, Fla. (Henderson State)
67	Troy Elliott	OL	6-5	297	So.	1L	Flower Mound, Texas (Marcus)
68	Alex Novak	OL	6-3	293	So.-R	RS	Fairhope, Ala. (Southwestern Miss. CC)
69	Marvis Brown	OL	6-3	337	Jr.	TR	Orange, Texas (Tyler (Texas) JC)
70	Lanard Bonner	OL	6-5	330	Jr.-R	RS	Birmingham, Ala. (Highland (Kan.) CC)
71	Klint Harvey	OL	6-6	330	So.-R	SQ	Corning, Ark. (Arkansas)
72	Jamal Fontenot	OL	6-4	302	Jr.-R	1L	Beaumont, Texas (Kilgore (TX) College)
73	Cameron Davis	OL	6-4	303	So.-R	1L	Bryant, Ark. (Bryant)
74	Andre Harris	OL	6-5	330	Fr.	HS	Oklahoma City, Okla. (Putnam City North)
75	Dalton Ford	OL	6-4	307	So.-R	1L	Webb City, Mo. (Webb City)
76	Nour-Eddine Seidnaly	OL	6-5	300	Jr.	TR	Silver Spring, Md. (ASA (N.Y.) College)
77	Jacob Atnip	OL	6-5	325	Fr.-R	RS	Sheridan, Ark. (Sheridan)
78	Justin Dutton	OL	6-4	305	Fr.	HS	Guthrie, Okla. (Guthrie)
79	Dwayne Fisher	OL	6-4	345	Fr.	HS	Marrero, La. (John Ehret)
80	Jaylon Marshall	WR	6-2	185	So.-R	1L	Warren, Ark. (Warren)
81	Javonis Isaac	TE	6-2	217	Fr.-R	RS	Lafayette, La. (Acadiana)
82	Brandon Bowling	WR	5-9	174	Fr.-R	RS	McKinney, Texas (Boyd)
84	Dijon Paschal	WR	6-1	209	Sr.-R	3L	Tallassee, Ala. (Tallassee)
85	Zachary McFadden	WR	6-3	215	Fr.-R	TR	Little Rock, Ark. (Central) (Memphis)
86	Kendrick Edwards	WR	6-5	212	Jr.-R	RS	Miami, Fla. (Arkansas)
87	Javier Carbonell	DL	6-2	297	So.-R	1L	Bentonville, Ark. (Bentonville)
88	Jonah Hill	TE	6-3	242	Sr.-R	3L	Springfield, Mo. (Hillcrest)
89	Jimmie Jackson	TE	6-2	205	Jr.-R	TR	Bentonville, Ark. (Arkansas Tech)
90	Josh Curry	DL	6-2	305	Jr.	TR	Columbus, Ga. (Arizona Western Coll.)
91	Donovan Ransom	DL	6-1	304	Jr.	2L	Garland, Texas (Garland)
94	Hunter Moreton	DL	6-1	275	Fr.	HS	Fort Smith, Ark. (Southside)
98	Clifford Thomas	DL	6-2	291	Sr.-R	3L	Marion, Ark. (Marion)
99	Tony Adams	DL	6-0	344	Jr.	TR	Fannin, Miss. (Jones County (Miss.) JC)
99	Damon Foncham	P	5-8	196	So.-R	1L	Plano, Texas (Plano West)

BOWL GAMES
2016
2015
2014
2013
2012
2011
2005
1970
1969
1968
1954
1952⁽²⁾
1951

NUMERICAL ROSTER | 29

RED WOLVES FOOTBALL

AStateRedWolves.com

ARKANSAS STATE

Sun Belt Conference Champions | 2011 | 2012 | 2013 | 2015 | 2016

RETURNING TEAM STATISTICAL LEADERS

Rushing.....	Warren Wand (200 att. 879 yds. 7 TD)
	Johnston White (105 att. 472 yds. 5 TD)
Passing...	Justice Hansen (57.9 pct. 2,719 yds 19 TD)
Receiving	Blake Mack (34 rec. 652 yds. 3 TD)
	Warren Wand (24 rec. 279 yds. 3 TD)
Total Offense	Justice Hansen (419 plays 2,850 yds.)
	Warren Wand (201 plays 879 yds.)
All-Purpose	Warren Wand (1,158 yds.)
	Blake Mack (672 yds.)
Punt Returns ...	Blaise Taylor (29 ret. 225 yds. 7.8 avg.)
Kickoff Ret.....	Blaise Taylor (6 ret. 86 yds. 14.3 avg.)
Field Goals	Sawyer Williams (1-1 FG 1.000 pct.)
Punting.....	Damon Foncham (77 punts 39.3 avg. 21 i20)
Scoring	Warren Wand (60 pts. 10 TD)
	Johnston White (30 pts. 5 TD)
Tackles	Justin Clifton (87 tkl. 53 UA 34 A)
	Kyle Wilson (79 tkl. 33 UA 46 A)
Tackles for Loss.....	Ja'Von Rolland-Jones (20.5-97 yds.)
	Kyle Wilson (15.5-48)
Sacks.....	Ja'Von Rolland-Jones (13.5-71 yds.)
	Kyle Wilson (3.0-21)
Interceptions.....	Blaise Taylor (3-47 yds.)

LOST TEAM STATISTICAL LEADERS

Rushing	Chad Voytick (79 att. 164 yds. 4 TD)
Passing.....	Chad Voytick (56.1 363 yds. 1 TD)
Receiving.....	Kendall Sanders (38 rec. 553 yds. 7 TD)
	Cam Echols-Luper (26 rec. 407 yds. 1 TD)
Total Offense	Chad Voytick (136 plays 527 yds.)
	Cam Echols-Luper (10 plays 74 yds.)
All-Purpose	Kendall Sanders (553 yds.)
	Cam Echols-Luper (474 yds.)
Punt Returns...	Cam Echols-Luper (6 ret. 24 yds. 4.0 avg.)
Kickoff Returns	D. Rollins-Davis (17 ret. 434 yds. 25.5 avg.)
Field Goals	J.D. Houston (12-18 .667 pct.)
Punting	Cam Echols-Luper (4 punts 34.8 avg.)
Scoring	J.D. Houston (72 pts. 12-18 FG 36-41 XP)
	Kendall Sanders (42 pts. 7 TD)
Tackles ...	Xavier Woodson-Luster (95 tkl. 48 UA 47 A)
	Money Hunter (80 tkl. 44 UA 36 A)
Tackles for Loss.....	Chris Odom (17.5-111 yds.)
	Waylon Roberson (7.0-18)
Sacks	Chris Odom (12.5-102 yds.)
	Waylon Roberson (3.0-11)
Interceptions.....	Cody Brown (3-28)

RETURNING NCAA STATISTICAL LEADERS

Sacks (No. 5)	Ja'Von Rolland-Jones (1.04)
Blocked Kicks (No. 5).....	Johnston White (2)
Punt Return TDs (No. 7).....	Blaise Taylor (1)
Tackles for Loss (No. 8)	Ja'Von Rolland-Jones (1.7)
Yards Per Reception (No. 17)	Blake Mack (19.2)
Passing Yds/Comp (No. 20).....	Justice Hansen (13.8)
Passing Yds/Att (No. 31).....	Justice Hansen (8.0)
Punt Returns (No. 37).....	Blaise Taylor (7.8)

Passing Efficiency (No. 45).....	Justice Hansen (138.9)
Passing TDs (No. 49).....	Justice Hansen (19)
Passing Yds (No. 49)	Justice Hansen (2,719)

LOST NCAA STATISTICAL LEADERS

Fumbles Recovered (No. 8).....	Chris Humes (3)
Sacks (No. 9).....	Chris Odom (0.96)
Forced Fumbles (No. 14).....	Chris Odom (4)
Kickoff Returns (No. 20).....	Darryll Rollins-Davis (25.5)
Tackles for Loss (No. 21).....	Chris Odom (1.3)
Fumbles Recovered (No. 30).....	Money Hunter (2)

ACTIVE NCAA CAREER LEADERS

(at end of the 2016 season)

Sacks Per Game (No. 3).....	Ja'Von Rolland-Jones (0.84)
Total Sacks (No. 3).....	Ja'Von Rolland-Jones (30.5)
TFL Per Game (No. 4)	Ja'Von Rolland-Jones (1.26)
Punt Return TDs (No. 7).....	Blaise Taylor (3)
TFL Yards (No. 11).....	Ja'Von Rolland-Jones (222)
Forced Fumbles (No. 11)	Ja'Von Rolland-Jones (7)
Forced Fum. P/G (No. 12).....	Ja'Von Rolland-Jones (0.19)
Punt Return Avg. (No. 27)	Blaise Taylor (9.5)
Passing Efficiency (No. 42)	Justice Hansen (138.85)
Rushing TDs (No. 46)	Johnston White (25)
Total Offense P/G (No. 60).....	Justice Hansen (219.2)
Rushing Yards (No. 111)	Johnston White (1,600)
Rushing Yards (No. 116).....	Warren Wand (1,588)
All-Purpose Yards Avg. (No. 134) ..	Warren Wand (78.8)
Total Offense (No. 138).....	Justice Hansen (2,850)

A-STATE IN FINAL 2016 NCAA STATS (top 50)

Team Tackles for Loss (No. 1).....	9.6
Kickoff Return Defense (No. 3)	16.13
4th Down Conversion Pct. Defense (No. 4)	250
Blocked Kicks (No. 5).....	5
Team Sacks (No. 6).....	3.31
Defensive TDs (No. 8).....	4
Blocked Punts (No. 8)	2
Scoring Defense (No. 19).....	21.5
Team Passing Efficiency Defense (No. 23)	117.25
Fumbles Recovered (No. 24).....	11
Passing Yards Per Completion (No. 28).....	13.63
Total Defense (No. 29).....	362.8
3rd Down Conversion Pct. Defense (No. 30)	356
Rushing Defense (No. 34).....	143.4
Turnover Margin (No. 34).....	0.38
Turnovers Lost (No. 35).....	17
First Downs Defense (No. 36).....	251
Passes Had Intercepted (No. 37).....	9
Red Zone Defense (No. 42).....	805
Turnovers Gained (No. 46).....	22
Fumbles Lost (No. 47).....	8
Team Passing Efficiency (No. 47)	136.00
Punt Return Defense (No. 50).....	6.67



COACHING STAFF | INSIDE

<i>Head Coach Blake Anderson</i>	32-35
<i>Assistant Head Coach Trooper Taylor</i>	36-37
<i>Assistant Coach Joe Cauthen</i>	38-39
<i>Assistant Coach Buster Faulkner</i>	40-41
<i>Assistant Coach Luke Paschall</i>	42-43
<i>Assistant Coach Kyle Cefalo</i>	44-45
<i>Assistant Coach Brian Early</i>	46-47
<i>Assistant Coach Allen Johnson</i>	48-49
<i>Assistant Coach Norval McKenzie</i>	50-51
<i>Assistant Coach Allen Rudolph</i>	52-53
<i>Assistant AD for Athletics Performance Kaz Kazadi</i>	54
<i>Head Athletic Trainer Ron Carroll</i>	55
<i>Support Staff/GA Coaches</i>	56-58



Blake Anderson, a 15-year coaching veteran at the NCAA FBS level who also coached in an NJCAA National Championship game, was named the Red Wolves' 30th all-time head football coach on Dec. 19, 2013.

Anderson led A-State to three consecutive winning seasons, a trio of bowl game appearances (2016 Cure Bowl, 2015 New Orleans Bowl and 2014 GoDaddy Bowl) and back-to-back Sun Belt Conference championships in 2015 and 2016 his initial three seasons at the helm. During that time, the Red Wolves also broke the school records for total offense (6,174 yards in 2014), average yards total offense (476.5 yards per game in 2014), total plays (1,024 in 2014), points scored (520 in 2015), touchdowns scored (69 in 2015) and interceptions (26 in 2015).

Out of 30 all-time head coaches, Anderson became just the fourth to win at least seven games in his first season at A-State. Now with 24 career victories leading the Red Wolves, he is the first head coach in A-State history to win 15 or more games his first three seasons at the school. Additionally, Anderson is just the second head coach at A-State to direct the program to 24 wins in 39 or fewer games -- Bennie Ellender reached 24 victories in 37 games from 1963-67.

A-State won the league title for the second consecutive year under Anderson in 2016 with a 7-1 record, making it the only program in the nation to win five conference titles over the last six seasons. The Red Wolves won the 2015 league championship

with an unblemished 8-0 record, in the process becoming the only SBC program to ever go 8-0 in league play during multiple seasons (2015 and 2011).

Seven of A-State's eight wins in 2016 came by at least 10 points, and the Red Wolves average margin of victory in its seven Sun Belt wins was 20.0 points. Additionally, all nine of its victories the previous season and six of its seven wins in 2014 came by a double-figure margin, meaning 22 of the Red Wolves' 24 wins under Anderson have come by 10 or more points.

Each of Anderson's first three squads ranked among the top 45 teams in the nation in at least 23 combined offensive, defensive and special teams categories, including 2016 when the Red Wolves led the nation in tackles for loss (9.6 per game) and 2015 when they ranked No. 1 in both defensive touchdowns (8) and passes intercepted (26). Along the way, he saw 11 of his players earn All-Sun Belt recognition in 2014, followed by a school-record 16 in both 2015 and 2016.

Anderson has led the Red Wolves to a 14-4 home record, which includes a 2014 overtime win over a Utah State team that won 10 games and received votes in the final Associated Press Top-25 Poll.

Upon his arrival at A-State, he assembled a well-respected coaching staff and began working to put together his first recruiting class in an abbreviated time period. Not only did he sign the Sun Belt's No. 1 ranked class by Rivals.com, all four of his recruiting classes have ranked among the top three teams in the league by at least two of the major recruiting services.

Before joining A-State, Anderson worked on head coach Larry Fedora's staff as offensive coordinator and quarterbacks coach at both North Carolina and Southern Miss the previous four seasons. His dynamic offense helped lead the two programs to 34 victories, three bowl game appearances and two conference or divisional titles. Along the way, his potent offense was responsible for breaking both school's total offense records while also ranking among the most productive teams in the nation.

The Hubbard, Texas, native came to A-State after spending the previous two seasons as the offensive coordinator and quarterbacks coach at North Carolina, where he helped lead the Tar Heels to an Atlantic Coast Conference Coastal Division title in

ARKANSAS STATE

GoDaddy Bowl 2012-15 | New Orleans Bowl 2015 | Cure Bowl 2016

BOWL
GAMES

2016
2015
2014
2013
2012
2011
2005
1970
1969
1968
1954
1952⁽²⁾
1951

2012 and the Belk Bowl in 2013. Under Anderson's direction, North Carolina averaged 432.4 total yards per game in 2013 after setting the school record the previous year with 485.6 yards per contest. Prior to his arrival in Chapel Hill, the Tar Heels had not averaged 400 yards in a season since 1993.

North Carolina's offense posted more than 500 yards of total offense seven times during Anderson's two seasons at the school, including a school-record 721 versus Old Dominion his last season, and scored 40 or more points in nine games. The Tar Heels averaged 44.2 points per game at Kenan Stadium (14 games) and 25.4 on the road (10 games) with Anderson as their offensive coordinator.

Anderson led a passing offense during the 2013 season ranked 23rd in the nation, averaging 286.3 yards per game. North Carolina posted 27 passing touchdowns, which were the second most in school history and just two behind the 29 recorded in 2012. The Tar Heels ranked among the top 44 teams in the nation in total offense, completion percentage, passing offense, red zone offense, scoring offense, passing efficiency, fourth down conversions and turnovers lost in 2013.

North Carolina's offensive success was just a continuation from Anderson's initial season, which saw the Tar Heels establish more than 35 school records. The Tar Heels finished eighth in the country in scoring, averaging 40.6 points per game, and were 14th nationally with 485.6 yards per game. Their passing attack was 26th nationally with 291.8 yards per contest, and the Tar Heels also rushed for 193.8 yards per game, their highest average since 1994.

Individuals excelled in Anderson's system at every position. During his time at the school, six offensive players received All-ACC recognition, including First Team All-America selection Eric Ebron at tight end. As quarterbacks coach, Anderson tutored standouts Bryn Renner and Marquise Williams. Renner set the single-season school record for touchdowns passes with 28 in 2012, while Williams provided a spark to the UNC offense in 2013 with his mobility outside the pocket. Williams finished the regular season with 1,058 yards of total offense in the last three games alone, which was the most in any three-game stretch in Tar Heels history. He was also the first quarterback to lead North Carolina in rushing since 1968.

Anderson went to Chapel Hill after a record-setting run as Southern Miss' offensive coordinator and quarterbacks coach. The Golden Eagles set school records for total offense in each of Anderson's last two years. He was part of a Southern Miss staff under Fedora that won a school-record 12 games in 2012, including the Conference USA championship over previously unbeaten Houston and the Hawaii Bowl over Nevada.

Anderson spent his first two seasons as USM's quarterbacks coach and run game coordinator and developed Austin Davis into one of the nation's top signal callers. Davis broke nearly every school record in an outstanding four-year career.

Under the eye of Anderson, the Golden Eagles were one of 14 teams in the country that averaged more than 200 yards per game in both rushing and passing in 2011. The Golden Eagles had nearly 6,500 yards of total offense and set a school record with



HEAD COACH BLAKE ANDERSON | 33

RED WOLVES FOOTBALL

AStateRedWolves.com

ARKANSAS STATE

Sun Belt Conference Champions | 2011 | 2012 | 2013 | 2015 | 2016

461.4 yards per game. In addition, USM was 15th nationally in scoring offense, 16th in total offense and 21st in rushing offense. Anderson's offense posted 30-or-more points in 10 of 14 games in 2011, including a season-high 63 in a win over Navy.

In 2010, Southern Miss was 18th in total offense, 20th in rushing offense and 35th in passing offense. The Golden Eagles also averaged 36.9 points per game to rank 15th in the nation. That season, Anderson's quarterbacks were among the most efficient in the nation with only eight interceptions thrown – including one by a wide receiver – to 24 touchdowns. Davis accounted for 10 of the team's 28 rushing touchdowns, more than any other back.

In his first year in Hattiesburg in 2008, Anderson mentored then redshirt freshman and first-year starter Davis, who responded by having the best season ever for a freshman QB at the school, while also putting together one of the better years that any signal caller has had at the university.

Davis, who was the first freshman to start in his opening game since 1991, notched 15 school records, including six season marks – passing yards (3,128), completions (261), attempts (454), total offense (3,636) and touchdowns responsible for (30).

Anderson came to Southern Miss after spending the 2007 campaign at Louisiana-Lafayette as offensive coordinator and quarterbacks coach. The Ragin' Cajuns posted the No. 6-rated rushing offense nationally (251.6) in 2007 and became the Sun Belt's first ever 3,000-yard rushing team (3,019).

Anderson, who was in private business from 2004-06, previously worked at Middle

Tennessee, where he helped direct an offensive unit as co-offensive coordinator and wide receivers coach from 2002-04.

He spent three seasons at New Mexico before landing at MTSU. He served as the wide receivers coach in 2001 and running backs coach from 1999-2000. The UNM rushing attack was responsible for a major share of the Lobo offense in 2000. The Lobos averaged 148 yards per game on the ground, which accounted for 56 percent of the team's total offense.

Anderson worked at Trinity Valley Community College (1995-98) before joining the Division I FBS ranks at New Mexico. In 1998, he was the offensive coordinator and the Cardinals went 7-3. He helped lead the Cardinals to the 1997 NJCAA National Championship.

He began his coaching career at Eastern New Mexico in 1992 (graduate assistant) and 1993 (full-time), where he tutored the wide receivers. He then moved on to Howard Payne University in Brownwood, Texas, to coach wide receivers in 1994. HPU won the Texas IAA conference title.

A two-year letterwinner at wide receiver for Sam Houston State from 1989-91, Anderson was named Southland Conference All-Academic as a senior. He also played for two years as a quarterback and receiver at Baylor (1987-89) before transferring. Anderson graduated with his bachelor's degree in kinesiology from Sam Houston State in 1992. He also attained his master's degree in sports administration from Eastern New Mexico in 1994. Anderson and his wife Wendy have one daughter, Callie, and two sons, Colleton and Cason.



RED WOLVES FOOTBALL

AStateRedWolves.com



Blake Anderson was named Arkansas State's 30th head coach Dec. 19, 2013.

THE ANDERSON FILE

Hometown: Hubbard, Texas

Born: March 24, 1969

High school: Hubbard

College: Sam Houston State, 1992 (kinesiology); Eastern New Mexico (Master's)

Years in coaching: 24

Wife: Wendy

Children: daughter Callie and sons Coleton and Cason

COACHING ASSIGNMENTS YEAR-BY-YEAR

Year	School	Position (Record)	Postseason/Bowls
2014-Cur.	Arkansas State	Head Coach (24-15, 20-4 Sun Belt)	2015 GoDaddy Bowl, 2015 New Orleans Bowl, 2016 Cure Bowl
2012-13	North Carolina	Offensive Coordinator/QB Coach	2013 Belk Bowl
2010-11	Southern Miss	Offensive Coordinator/QB Coach	2010 Beef 'O' Brady Bowl, 2011 C-USA Champs, 2011 Hawaii Bowl
2008-09	Southern Miss	QB Coach/Run Game Coordinator	2008 New Orleans Bowl, 2009 New Orleans Bowl
2007	Louisiana-Lafayette	Offensive Coordinator/Quarterbacks Coach	
2002-04	Middle Tennessee	Co-Offensive Coordinator/Wide Receivers Coach	
2001	New Mexico	Wide Receivers Coach	
1999-2000	New Mexico	Running Backs Coach	
1998	Trinity Valley College	Offensive Coordinator	
1995-97	Trinity Valley College	QB/WR/DB/Recruiting Coordinator	1997 Red River Bowl/NJCAA Championship
1994	Howard Payne	Wide Receivers Coach	American Southwest Conf. Champs
1993	Eastern New Mexico	Wide Receivers Coach	
1992	Eastern New Mexico	Graduate Assistant	

TROOPER TAYLOR

Assistant Head Coach • Cornerbacks
4th Year • Baylor, 1992

as Arkansas State's cornerbacks coach and begins his second with the Red Wolves since being elevated to the position of assistant head coach.

Taylor's first three seasons at A-State saw him help lead the Red Wolves to 24 victories, a trio of bowl game appearances and back-to-back Sun Belt Conference championships in 2015 and 2016.

Taylor has been a part of 12 bowl games during his career, which includes stops at Baylor, New Mexico, Tulane, Tennessee, Oklahoma State and Auburn in addition to Arkansas State. With Taylor on the sidelines, the Red Wolves played in the Go-Daddy Bowl to conclude a 7-6 season in 2014. The 2015 squad participated in the New Orleans Bowl, capping a nine-win campaign and undefeated run in the Sun Belt.

Most recently in 2016, Taylor helped the Red Wolves rebound from an 0-4 start to post an 8-5 record, win a Sun Belt title and defeat UCF 31-13 in the Cure Bowl.

Taylor's cornerbacks unit was anchored by his son, Blaise, and senior Chris Humes, who made the transition from safety for his final year with the Red Wolves. Humes would go on to sign a free agent contract with the Los Angeles Raiders, while Blaise tied for the team-high in interceptions with three and ranked third in the Sun Belt in passes defended (12). The two standouts alone combined for 81 tackles, 7.0 tackles for loss, four interceptions, 15 pass break-ups, three fumble recoveries and two forced fumbles. Taylor's unit was key in A-State ranking among the top 25 teams in the nation in tackles for loss (No. 1), defensive touchdowns (No. 8), scoring defense (No. 19), team pass efficiency defense (No. 23) and fumbles recovered (No. 24).

His cornerbacks were responsible for nine interceptions and 20 pass break-ups during the 2015 season that saw the Red Wolves' defense rank first in the nation in both interceptions (26) and defensive touchdowns (8), second in turnovers gained (34) and 21st in pass completion percentage defense. He tutored senior corner Rocky Hayes, who was named First Team All-Sun Belt Conference after recording six interceptions that tied the second most in the league.

Taylor's 2014 position group was part of A-

State's defense that ranked No. 14 in the nation in defensive touchdowns (4), No. 15 in passes intercepted (16), No. 17 in team sacks (2.85 per game), No. 21 in turnovers gained (28), No. 27 in third down percentage defense (.359), No. 28 in fumbles recovered (12), No. 36 in fourth down percentage defense (.435) and team tackles for loss (6.6 per game), No. 42 in red zone defense (.795), No. 44 in passing yards allowed (216.0 ypg) and No. 45 in team passing efficiency defense (122.26). Additionally, A-State's 28 turnovers gained were its third most ever as an FBS member.

Under Taylor's direction, seniors Artez Brown and Andrew Tryon enjoyed the best seasons of their career in 2014 and earned first team and honorable mention All-Sun Belt Conference honors, respectively. Brown was responsible for four interceptions, which tied the most on the team, to go along with 26 tackles and five pass break-ups. Tryon posted career-best numbers for tackles (71), tackles for loss (5.5), interceptions (2) and pass break-ups (9).

As a group, A-State's cornerbacks were responsible for 137 tackles, seven interceptions, 19 pass break-ups and three fumble recoveries, including a 93-yard return for touchdown by Rocky Hayes that was the longest fumble return in school history.

Considered one of the nation's top recruiters, Taylor helped A-State secure four consecutive signing classes from 2014 to 2017 that were ranked among the top three in the Sun Belt Conference by at least two of the major recruiting services.

Taylor came to A-State after serving as the Auburn's assistant head coach and wide receivers coach from 2009-12.

In Auburn's 2010 national championship season, Taylor's receiver corps produced in all phases, making impact catches and providing hard-nosed blocking for the Tigers' conference-best rushing attack. Auburn receivers connected on 45 plays of 20 yards or more, including five plays of 60 yards or more, as the Tigers set a school record for points (577) and led the Southeastern Conference averaging 41.2 points per game. The Tigers had three receivers total 500 yards or more and as a unit averaged 16.9 yards per catch, hauling in 2,461 of Auburn's total 3,002 total passing yards.

He helped lead the Tigers to a 43-24 Chick-Fil-A Bowl victory over Virginia and a No. 25 BCS ranking in 2011. Receiver Emory Blake was responsible for six receptions for 108 yards in the bowl-game victory that gave the Tigers their eighth win of the year.

ARKANSAS STATE

GoDaddy Bowl 2012-15 | New Orleans Bowl 2015 | Cure Bowl 2016

BOWL
GAMES

2016
2015
2014
2013
2012
2011
2005
1970
1969
1968
1954
1952 (2)
1951

During his first season, he helped the Auburn offense emerge as one of the nation's finest, while also solidifying his reputation as a top-notch recruiter. The Auburn offense set numerous school records during the 2009 season, including points in a season (433), most total yards of offense in a season (5,613) and most plays in a season (914).

Taylor coached Darvin Adams, who broke the Auburn single-season record for receptions with 60 for 997 yards and ranked second in the SEC with 10 touchdown catches. Adams, who entered the season with just three career catches for 18 yards, was named the MVP of the Outback Bowl after hauling in career highs of 12 receptions for 142 yards.

In addition to his coaching duties on the field, Taylor was also instrumental in helping Auburn bring in some of the most highly regarded recruiting classes in the nation as the Tigers' 2010, 2011 and 2012 recruiting classes were ranked fourth, third and 17th, respectively, by ESPN.com.

Auburn signed a consensus top-five recruiting class in 2010, when Taylor was named to Rivals.com's its list of the top-25 recruiters in the nation and one of the top 10 recruiters in the SEC. It marked the third time he was named to the top-25 list by Rivals.com, having previously earned the recognition in 2005 and 2007.

In 2008, his only season at Oklahoma State, Taylor helped the Cowboys' offense produce two first-team All-Americans in wide receiver Dez Bryant and running back Kendall Hunter. A Biletnikoff Award finalist, first-team All-Big 12 selection and academic all-conference member, Bryant led the Big 12 in receiving and was third nationally.

With Taylor working as co-offensive coordinator and wide receivers coach, the Cowboys played in the 2008 Holiday Bowl and ranked sixth in the nation in total offense (487.7 ypg), eighth in rushing offense (245.46 ypg), ninth in scoring offense (40.7 ppg) and 38th in passing offense (242.23 ypg).

Prior to OSU, Taylor served as Tennessee's assistant head coach from 2004-07, coaching wide receivers his last two seasons after serving as the running backs coach from 2004-05. While a member of the Tennessee staff, he helped lead the Volunteers to the 2005 Cotton Bowl and 2007 and 2008 Outback Bowl. The Vols posted a pair of 10-win seasons, claimed 34 total victories and finished ranked among the top-25 teams in the nation three times during Taylor's time with the program.

His first season as running backs coach, Tennessee ranked 24th in the nation in rushing yards (186.0 ypg) with Gerald Riggs Jr. leading the team individually with 85.2 yards per game to rank 47th in the country. Riggs and fellow running back Cedric Houston became UT's first pair of 1,000-yard rushers in the same season in 2004. His second season, he tutored now NFL All-Pro running back Arian Foster.

Following his move wide receivers coach, the Volunteers ranked 12th in the nation in passing yards with 264.5 yards per game in 2006. Under Taylor's direction, Robert Meachem was a first-round NFL draft pick after ranking fourth in the nation in receiving yards (99.9 ypg) to earn All-America recognition. The 2007 Tennessee team ranked No. 35 in the nation in passing yards (262.5 ypg), while Lucas Taylor ranked among the top 44 players in the NCAA FBS in both receptions and receiving yards.

Taylor went to Knoxville after coaching receivers at Tulane from 1999-2003. He coached four wideouts into the NFL during his tenure in New Orleans, including Adrian Burnette, Kerwin Cook and Terrell Harris. The fourth future NFL player under his tutelage at Tulane was Roydell Williams, who went on to set school and Conference USA career records for touchdown catches with 35.

Prior to Tulane, he was the running backs coach at New Mexico in 1998 after a five year stint on the coaching staff at Baylor, his alma mater. He began his coaching career as a graduate assistant coach at Baylor in 1992, then spent the 1994-97 seasons as the Bears' wide receivers coach (1994, 1997) and secondary coach (1995-96). He helped lead Baylor to the Alamo Bowl in 1994.

Taylor played defensive back at Baylor from 1988-91 and finished his playing career as the school's leader in kickoff returns (53) and return yardage (1,063), while also helping the Bears to the Copper Bowl his senior campaign. He earned his bachelor's degree in communications from Baylor University in 1992.

The Cuero, Texas, native is married to the former Evi Crosby of Harbor City, Calif. He and his wife, who was a track and field scholarship student-athlete at Baylor, have one daughter, Starr, and a son, Blaise.



ASSISTANT COACHES | 37

RED WOLVES FOOTBALL

AStateRedWolves.com



JOE CAUTHEN

Defensive Coordinator • Linebackers • 4th Year
Stephen F. Austin, 1990

Joe Cauthen is in his fourth season as the defensive coordinator and the linebackers coach for Arkansas State.

Cauthen has 27 years coaching experience, including 21 at the college level.

He not only implemented an aggressive and attacking style in his first three seasons at A-State, but also transformed the Red Wolves into one of the most opportunistic defenses in the nation with a focus on creating turnovers.

Under Cauthen's direction, the Red Wolves have ranked among the top 15 teams in the nation each of the last three seasons in defensive touchdowns with 16 total over that span. The 2015 season saw A-State's defense record an FBS-high eight touchdowns, while also leading the country in interceptions with a school-record 26.

Cauthen's 2016 unit helped A-State collect a second consecutive Sun Belt Conference title while leading the nation in tackles for loss with 9.6 per game. Not far behind, A-State ranked No. 6 in sacks (3.31 per game).

That kind of production led to A-State placing two defensive ends on the First Team All-Sun Belt Conference squad, including league Player of the Year Ja'Von Rolland-Jones. Just the second defensive player to ever earn the league's highest honor, Rolland-Jones broke the school and Sun Belt Conference records for career sacks during the season. Fellow defensive end Chris Odom finished the year with 12.5 sacks and signed a free agent contract with the NFL's Atlanta Falcons.

Rolland-Jones and Odom were among nine defensive players named All-Sun Belt in 2016, helping the Red Wolves rank No. 4 in the nation in fourth down conversion percentage defense (.250), No. 8 in defensive touchdowns (4), No. 19 in scoring defense (21.5), No. 23 in pass efficiency defense (117.25), No. 24 in fumbles recovered (11) and No. 29 in total defense (362.8).

Cauthen's defensive unit finished the 2015 season ranked second in the country in turnovers gained (34), 11th in fourth-down conversion percentage defense (.333), 19th in third-down conversion defense (.335), 41st in sacks (2.38 pg) and 44th in rushing defense (151.5 ypg). The Cauthen-led defense played a vital role in A-State's undefeated run to a Sun Belt Conference championship and appearance in the New Orleans Bowl.

This was all one year after the Red Wolves ranked No. 14 in the nation in defensive touchdowns (4), No. 15 in passes intercepted (16), No. 17 in team sacks (2.85 per game), No. 21 in turnovers gained (28), No. 27 in third down percentage defense (.359), No. 28 in fumbles recovered

(12), No. 36 in fourth down percentage defense (.435) and team tackles for loss (6.6 per game), No. 42 in red zone defense (.795), No. 44 in passing yards allowed (216.0 ypg) and No. 45 in team passing efficiency defense (122.26). Those results helped lead A-State to the GoDaddy Bowl for an unprecedented fourth consecutive year.

Cauthen's aggressive style has led to a combined 111 sacks that are the program's most over any three-year span since moving to FBS status in 1992. The Red Wolves also posted at least 86 tackles for loss each of the last three seasons, achieving the feat for the first time in school history.

Cauthen's defense produced six All-Sun Belt Conference performers in 2014, including first team linebacker Qushaun Lee, and seven more in 2015. The Cauthen-coached Lee posted a team-high 110 tackles and career-best four interceptions during his senior season to conclude his career as the Sun Belt Conference's second all-time leader in tackles. Among A-State's 2015 all-league selections were linebackers Xavier Woodson-Luster and Khari Lain, who were the top two leading tacklers on the squad. The Red Wolves' 2016 all-conference picks included linebackers Woodson-Luster and Kyle Wilson, who was named to the All-Newcomer Team.

Prior to A-State, Cauthen most recently spent the previous three seasons as an assistant coach at Middle Tennessee. Cauthen served as the Blue Raiders' defensive line coach in 2012 and 2013 after working as the linebackers coach in 2011. He was also the special teams coordinator all three years he spent at MTSU.

The Blue Raiders put together back-to-back eight win seasons Cauthen's last two years at the school and played in the Armed Forces Bowl in 2013. He tutored a pair of all-conference players during his time as defensive line coach, including Jimmy Staten in 2013 and Omar McLendon in 2012.

MTSU proved to be an opportunistic defense in 2013 with Cauthen a part of the coaching staff as the Blue Raiders ranked fifth in the nation in turnovers gained with 33, including 15 interceptions and 18 fumble recoveries. MTSU also ranked 17th nationally in red zone defense (.755) and 19th nationally in passing defense (203.4 ypg). His defensive line also helped the team rack up 67 tackles for loss and 27 sacks.

In his first year guiding the defensive line, Cauthen molded a young group that showed marked improvement from 2011. McLendon earned all-conference honors while Kendall Dangerfield and Staten enjoyed career years.

Cauthen made his way to Middle Tennessee after spending the previous four seasons at Valdosta State as the Blazers defensive coordinator. In 2010, Cauthen helped lead Valdosta State to a Gulf South Conference Championship after his defense finished ranked 23rd nationally in total de-

ARKANSAS STATE

GoDaddy Bowl 2012-15 | New Orleans Bowl 2015 | Cure Bowl 2016

BOWL
GAMES

2016
2015
2014
2013
2012
2011
2005
1970
1969
1968
1954
1952 (2)
1951

fense and 18th in scoring defense. His unit was led by All-American (both coaches and SIDs) and National Defensive Player of the Year Larry Dean. Dean, who had 122 tackles, became the first player in school history to earn the player of the year award.

Cauthen molded a solid group in 2009 despite losing seven starters off the 2008 squad and seeing two more suffer season-ending injuries over the course of the first three games. Under his direction, the Blazers still managed to register 68 TFLs, 18 sacks, and force 19 turnovers while giving up just 112.9 yards per game on the ground.

Cauthen's defense was dominant during the 2008 season as it finished 31st nationally in total defense and 24th in scoring defense. The Blazers allowed opponents just 304.6 yards per game during his second season with the school while surrendering just 18.6 points per outing. On the rushing side, the Blazers only allowed 108.3 yards per game to rank 31st in the nation while opponents found throwing the ball even tougher as they were held to a 104.91 efficiency rating, a number that ranked VSU 20th nationally. In 2007, Cauthen directed a unit that finished 14th in the nation in scoring defense at 17.6 points per game as VSU won its second national title. Cauthen's knowledge of the defensive side of the ball was no more evident than in the 2007 NCAA Championship game, where his scheme held Northwest Missouri State running back Xavier Omon, who had averaged 236 yards a game in three previous playoff contests, to just 63 yards on 27 carries, an average of 2.3 yards per carry.

Cauthen's aggressive, ball-hawking defensive approach helped VSU lead the nation in passes intercepted with 27 in 2007 while finishing second in turnovers gained with 40. Additionally, Valdosta State was 25th in passing efficiency defense (105.9) and 33rd in rushing defense (120.9 yards per game).

Cauthen's ability to teach the game of football helped several Blazers earn individual honors during his tenure. He had two players earn three All-America honors, five named all-region, and 13 make all-conference. Cauthen's tutelage also helped Sherard Reynolds earn GSC All-Decade Team honors after the 2009 season, the only VSU defensive player to earn first team honors on that list.

Cauthen joined the Blazers after eight seasons with Texas A&M-Commerce, during which the Lions consistently ranked among the top defenses in the nation. A&M-Commerce led the Lone Star Conference and was ranked 23rd nationally in total defense in 2006 as the Lions compiled a 5-5 mark. Cauthen's defense surrendered just 258.3 yards per game, including 95.3 on the ground and 163.0 through the air. The Lions allowed just 15.1 points per game, 19th-best nationally, and were 24th in rushing defense.

The Lions were equally as impressive in 2005 as they again led the Lone Star Conference in total defense (318.9 yards a game), rushing defense (127.4 yards per game) and scoring defense (18.3 points an outing). A&M-Commerce was 47th na-

tionally in total defense and 42nd in rushing defense while finishing 22nd in scoring defense. Additionally, under Cauthen's leadership, Lion linebacker J.D. Hearn led the nation in tackles in 2005 and earned eight national post-season awards.

During his seven seasons with the Lions, Cauthen coached six All-Americans, four Lone Star Conference linebackers of the year, three defensive linemen of the year, a defensive back of the year and 34 defensive players that earned All-Lone Star Conference at least once during their career.

Cauthen spent little time in establishing his mark on the Texas A&M-Commerce defense as in just his third year he directed a defense that ranked second in the league in total defense, first against the run, second against the pass and third in scoring defense. Two years later, his 2003 defense was fourth in the 15-team league and 41st nationally in total defense.

Cauthen joined the Lion staff in 1999 after two seasons at I-AA (now FCS) Stephen F. Austin. He began his tenure with SFA as a restricted earnings coach in 1997 before becoming full-time in 1998. He worked with the defensive line during his two seasons and aided the Lumberjacks to an 11-11 overall record. Cauthen's line was instrumental in Stephen F. Austin finishing the 1997 season ranked 21st in the nation in the final national poll.

Prior to Stephen F. Austin, Cauthen spent a season as defensive line coach at Trinity Valley Community College in Athens, Texas. He also worked with the special teams unit at TVCC and served as the school's strength and conditioning coach. He began his coaching career at Sherman High School in Sherman, Texas during the 1990 season and worked with the school for five seasons. In addition to teaching biology for the school, Cauthen worked with the freshman team his first year and as an assistant for the varsity squad from 1992 through 1995. Additionally, he served as an assistant for the school's baseball, power lifting and basketball programs. Cauthen's coaching was instrumental in leading both Trinity Valley and Sherman to post-season berths during his time with the schools.

Cauthen earned his Bachelor's in Health and Kinesiology with a minor in Biology from Stephen F. Austin in 1990. He also obtained a Master's in Sports Administration from the University of Texas-Tyler in 1997. Cauthen is married to the former Anntitia Chapman and they share four children -- Brooklyn, Hayden, Dakota and Jackson.



ASSISTANT COACHES | 39

RED WOLVES FOOTBALL

AStateRedWolves.com



BUSTER FAULKNER

Offensive Coordinator • Tight Ends • 2nd Year
Valdosta State, 2005

A 12-year coaching veteran who has been a part of multiple bowl games and an NCAA Division II national championship, Buster Faulkner begins

his second season as Arkansas State's offensive coordinator and first as tight ends coach in 2017.

His first season at A-State saw the Red Wolves bounce back from an 0-4 start to finish with an 8-5 record, a Sun Belt Conference title and 31-13 victory over UCF in the Cure Bowl. Under his direction as offensive coordinator, the Red Wolves recorded 4,932 yards total offense that was the sixth most in school history.

Led by five offensive players earning All-Sun Belt honors, the Red Wolves recorded over 300 yards total offense in 10 outings, more than 400 in five contests and at least 500 in two outings. Cauthen's offense recorded a season-high 525 yards in the Sun Belt opener, a 27-26 win over Georgia Southern.

Faulkner mentored 2016 A-State newcomer Justice Hansen, an Honorable Mention All-Sun Belt Conference choice as a sophomore. Hansen completed the year with 19 passing touchdowns that tied the fourth most in school history, while his 2,719 passing yards were the sixth most. He also posted a 138.9 pass efficiency rating that ranked first in the Sun Belt and 45th in the nation.

Prior to A-State, Faulkner spent five seasons as an assistant coach at Middle Tennessee, including the last four full years as offensive coordinator and quarterbacks coach. He helped guide the Blue Raiders to 31 victories, numerous school records and a pair of bowl-game appearances from 2012-15.

Under his tutelage, the Blue Raiders amassed more than 5,000 yards of total offense in three consecutive seasons for the first time in school history while averaging over 31 points a game. MT's 2015 team amassed 5,946 yards and scored 442 points, both school records, helping the squad finish 6-2 in Conference USA and earn an invitation to the Bahamas Bowl.

Faulkner also led several record-setting individuals in 2015, as freshman quarterback Brent Stockstill led the way by setting new single season marks for passing yards (4,005), passing yards per game (308.1), completions (327), at-

tempts (490), touchdowns (30), 300-yard games (8) and consecutive 300-yard games (4).

Freshman All-American Richie James caught a school record 108 passes for 1,346 yards, while senior wide-out Ed Batties brought down an MT-record 13 receiving touchdowns under Faulkner last season.

Stockstill and James became the first quarterback and receiver pairing in school history to amass 3,000 yards passing and 1,000 yards receiving in the same season.

Prior to the 2015 season that saw MT rank 32nd in the nation in total offense and 35th in scoring offense, the 2014 unit ranked 30th nationally in rushing, while Austin Grammer became the first signal-caller in school history to throw for over 200 yards in each of his first seven games and finished 11th nationally in completion percentage.

Faulkner helped lead the Blue Raiders to an 8-5 overall record and appearance in the Armed Forces Bowl in 2013 as his offense had the second most yards in school history, ranked 31st nationally in rushing and 25th in third down conversion percentage. The offense also registered seven games of 200 or more yards rushing and had five different players top the 100-yard rushing mark. Quarterback Logan Kilgore became the first signal-caller in school history to have three straight 2,000-yard seasons with all three years coming under Faulkner.

In 2012, the unit keyed the Raiders' 8-4 season by re-establishing the running game and protecting the football. Middle Tennessee ranked 46th nationally in rushing and tied for 28th for fewest turnovers lost. The unit also had four games where they rushed for over 200 yards and produced three different 100-yard rushers. Wide receiver Anthony Amos and center Micah James both earned first team all-conference honors.

In 2011, Faulkner took over the play-calling duties as offensive coordinator the final seven games of the year while remaining quarterbacks coach. His unit went on to record the fifth most yards of total offense, complete a then-record 299 passes and became just the second offense in school history to amass over 3,000 passing yards.

Faulkner went to Middle Tennessee after serving the 2010 season as offensive coordinator and quarterbacks coach at Murray State. In his lone season at MSU, Faulkner's offense broke 27 school records and finished first in the FCS in total plays, pass completions, and com-

ARKANSAS STATE

GoDaddy Bowl 2012-15 | New Orleans Bowl 2015 | Cure Bowl 2016

BOWL
GAMES

2016
2015
2014
2013
2012
2011
2005
1970
1969
1968
1954
1952 (2)
1951

pletion percentage. The Racers offense racked up nearly 5,000 yards and produced the first 500-yard passer, 200-yard rusher, and 200-yard receiver in the same game in FCS history. The Racers ranked fifth in total offense nationally in 2010, while the year prior to Faulkner's arrival MSU had a ranking of 115.

The 2010 Racers offense ranked first in the OVC and fifth nationally with 36.09 points per game, while also leading the league in passing offense and ranking fourth nationally with 313.5 yards per contest. The MSU quarterbacks led the country in completions and completion percentage.

Under Faulkner's guidance, quarterback Casey Brockman had just six starts in 2010 but earned second team all-conference honors and was twice picked as the National Player of the Week. Brockman also garnered three OVC Player of the Week awards en route to finishing first in the league and eighth nationally in passing yards per game. Brockman accounted for 313 yards of total offense per game.

Prior to joining the Racers staff, Faulkner spent the 2009 season as the quarterbacks coach at Central Arkansas. UCA's offense averaged 26.2 points a game and 215.8 yards a game through the air and was ranked in the Top 25 nationally in every offensive statistic.

Senior quarterback Robbie Park finished the year going 217-for-358 for 2,434 yards and 12 touchdowns. The yardage total was seventh on the school's all-time single-season list.

Faulkner's coaching career began at Valdosta State, where he served as a student assistant helping with the quarterbacks in 2005. After one season with the Blazers, he served as an offen-

sive graduate assistant at Georgia, working with the offensive line and quarterbacks.

Faulkner returned to Valdosta State in 2007 and served as the quarterbacks coach for two seasons. In his first season, the Blazers went 13-1 and captured the Division II National Championship as quarterback Willie Copeland passed for 2,903 yards and 27 touchdowns.

Faulkner took over as the offensive coordinator for the Blazers in 2008. VSU averaged 380.8 yards a game in advancing to the quarterfinals as quarterback Chris Hart earned Freshman of the Year honors. Hart accounted for over 3,000 yards and 27 touchdowns.

As a player, Faulkner starred as a quarterback for Valdosta State from 2000 to 2003. In three years with the Blazers, he passed for 7,100 yards and 64 touchdowns while registering a 47-6 record.

As a sophomore, Faulkner earned first-team All-Gulf South Conference honors and honorable mention All-American accolades after going 327-for-503 for 3,941 yards and 44 touchdowns in leading the Blazers to a 14-1 record and a spot in the National Championship game.

He played his senior season at Texas A&M-Commerce, where he passed for 2,861 and 16 touchdowns, while setting 10 school records.

During his prep career, Faulkner started at quarterback as a sophomore and led Parkview High School to the 1997 Georgia state championship.

A native of Lilburn, Ga., Faulkner earned his bachelor's degree in history from Valdosta State in 2005. Faulkner, and his wife, Tia, have one son, Harrison, and two daughters, Hadley and Haisley.



ASSISTANT COACHES | 41

RED WOLVES FOOTBALL

AStateRedWolves.com



LUKE PASCHALL

Outside WR • Special Teams Coordinator • 4th Year
Middle Tennessee, 2006

Luke Paschall is beginning his fourth season as Arkansas State's special teams coordinator. The 2017 season will be his first as the Red Wolves' outside wide receivers coach, taking on a more specialized role after overseeing the entire unit until his first three seasons.

Under his direction, the Red Wolves' receiving corps and special teams units have both excelled, helping the team break the school record for total offense and scoring offense while ranking among the top teams in the nation in numerous special teams' statistical categories the last three seasons. Paschall has been a part of A-State's coaching staff that has compiled 24 victories, won two Sun Belt Conference championships and made three bowl-game appearances.

The 2016 campaign came to a close with senior receiver Kendall Sanders earning Cure Bowl MVP honors after recording three touchdown receptions that tied the school record for a postseason game. Sanders, also named an Honorable Mention All-Sun Belt Conference selection, was among four A-State's receivers that caught at least 20 passes and produced over 300 yards. Sanders led the way with 38 catches for 553 yards and seven touchdowns, but seven others hauled in at least one scoring catch. The group helped A-State post 3,148 passing yards, the fourth most in school history.

His 2015 receiving corp was responsible 154 of the team's 207 receptions, producing 2,192 combined yards for a squad that finished the season with the fifth most passing yards in school history. The group also recorded 19 receiving touchdowns, including Second Team All-Sun Belt Conference selection Tres Houston with a school-record-tying 10. He also coached First Team All-SBC selection J.D. McKissic, who signed as a free agent with the NFL's Atlanta Falcons, for the final two years of his career. McKissic stands as the Sun Belt Conference's all-time leader in receptions and A-State's all-time leader in receiving yards. The 2015 season also saw sophomore Dijon Paschal earn Honorable Mention All-SBC honors, giving the Red Wolves three all-conference wideouts.

A-State's 2014 receivers combined to account for 223 receptions, 2,685 yards and 14 touchdowns as the Red Wolves completed the year with a school-record tying 25 passing touchdowns and the third most passing yards (3,381) and completions (276) in the program's history.

Paschall tutored eight receivers, including honorable mention All-Sun Belt Conference choice Houston and Sun Belt Conference Newcomer

Team member Paschal, who set career-best numbers for receptions, receiving yards and touchdowns. Among the group, Houston caught a team-high 53 passes that were the 10th most in school history, McKissic moved into third place at Arkansas State for career receiving yards and former walk-on Booker Mays recorded three touchdown receptions in the GoDaddy Bowl for the second most ever by an A-State player in a single game.

Three of his receivers, including Houston, McKissic and Paschal, all recorded over 600 receiving yards and posted at least 37 catches. Paschal averaged 17.4 yards per reception as a freshman, which was the 40th highest in the nation. The receivers also helped A-State rank No. 39 in the nation in passing offense with 260.1 yards per game.

Overseeing special teams as well, Paschal helped the Red Wolves rank among the top 31 teams in the nation in at least four statistical categories each of the last three seasons.

Most recently, the 2016 season saw A-State rank third in the nation in kickoff return defense (16.13 average) and among the top eight teams in both blocked kicks (5 total) and blocked punts (2 total). Coaching Blaise Taylor for the third consecutive season, Paschal saw the junior earn second team All-Sun Belt honors after breaking the school record for career punt return yards with 781 to his credit. Taylor has returned a punt for a touchdown each of the last three seasons, ranking him among the top seven active players in the nation in the stat.

The 2015 Red Wolves ranked No. 7 in blocked kicks (4), No. 8 in kickoff returns (25.9 ypg), No. 13 in net punting (40.39 avg.), No. 18 in kickoff return defense (18.7 avg.), No. 23 in punt return defense (4.70 avg.) and No. 30 in punt returns (11.5 avg.). The squad posted 413 punt return yards, which were the third most in school history and the most by an A-State team since 1975. The Red Wolves also averaged a school-record 25.9 yards per kickoff return, while returning two kickoffs and one punt for a touchdown.

Under the direction of Paschall, McKissic was a First Team All-Sun Belt choice at the all-purpose position and sophomore Taylor completed the season with a career-best 322 punt return yards that were the second most in A-State history.

The year prior, A-State ranked No. 4 in the nation in kickoff return defense (16.31 ypr), No. 9 in punt return defense (3.10 ypr), No. 19 in net punting (39.82) and No. 31 in kickoff returns (22.49 ypr). Additionally, the Red Wolves' 41.6 team punting average was the second highest in school history, while their 22.5 yards per kickoff return ranked tied for the fourth highest.

Paschall coached Second Team All-Sun Belt Conference return specialist Taylor as well, who

ARKANSAS STATE

GoDaddy Bowl 2012-15 | New Orleans Bowl 2015 | Cure Bowl 2016

ranked second in the league and 35th in the nation in punt return average. The true freshman's 234 punt return yards were the fifth most in school history at the time, and he returned three punts for a season-high 104 yards (school-record 34.7 yards per return) and one touchdown against Appalachian State. Taylor's touchdown return was the first by an A-State player since 2007.

Paschall tutored junior punter Luke Ferguson, A-State's second all-time leader in punting average, the final two years of his career as well. Paschall's leadership also helped backup quarterback Stephen Hogan break the school record for punting average in a game (58.0) during the 2014 campaign.

Paschall spent the previous two seasons working with current head coach Blake Anderson as a graduate assistant coach at North Carolina, but he has also served on the coaching staffs at Ole Miss, Oklahoma State and Mississippi Gulf Coast Community over a seven-year period before arriving at A-State.

A former player under Anderson at Middle Tennessee, Paschall has been a part of seven bowl games and helped each of his former schools compile statistical numbers that ranked among the top teams in the nation.

Working primarily with the special teams while also assisting with the wide receivers during his two seasons at North Carolina, Paschall was part of a coaching staff that led the Tar Heels to 15 victories and a win over Cincinnati in the 2013 Belk Bowl.

The 2013 UNC squad led the nation in punt returns (18.13 ypr) and ranked fourth in punt return defense (2.9 ypr), 10th in net punting (40.3 average), 19th in kick return average (23.8 ypr) and 28th in passing offense (277.4 ypg). The 2012 Tar Heels finished first in the ACC and 10th in the nation in net punting during Paschall's first season at the school.

Paschall's time at North Carolina saw him work with some of the team's most productive players at the wide receiver and special teams positions. All-Atlantic Coast Conference wide receiver Quinshad Davis ranked 22nd in the nation with 10 touchdown receptions and 13th in the ACC with 730 receiving yards in 2013. Davis led the team in receiving in 2012 with 61 receptions for 776 yards and five touchdowns to earn Freshman All-America honors from CollegeFootballNews.com as well.

Heavily involved with UNC's special teams, Paschall coached FWAAs Freshman All-American and CFPA Punt Returner of the Year Ryan Switzer in 2013. Switzer turned in one of the most impressive seasons in school history, breaking the ACC record and tying the NCAA's best mark for punt returns for touchdowns (5). He finished the season with a school-record 502 punt return yards and a 20.9 yard average per attempt.

The Tar Heels' 2012 special teams unit included second team all-conference punter Tommy Hibbard and their punt return team, led by All-ACC return man Giovanni Bernard, ranked 10th in the country. Bernard was also named the CFPA Punt Returner

of the Year.

Paschall arrived at UNC after spending one season at Ole Miss as an offensive graduate assistant coach under Houston Nutt. He was primarily responsible for working with the wide receivers and tight ends, but also assisted with the Rebels' special teams. Ole Miss ranked third in the nation in punt returns and 24th in net punting Paschall's lone season at the school, where he worked with wide receiver Donte Moncrief during his Freshman All-America season.

Paschall spent the 2008-10 seasons at Oklahoma State in a quality control position (2010) and as an offensive graduate assistant (2008-09). He was primarily responsible for helping coach the wide receivers and quarterbacks positions as a graduate assistant coach, working with former NFL quarterback Zac Robinson and current Dallas Cowboys wide receiver Dez Bryant during his tenure. He helped lead OSU to the 2008 Holiday Bowl and the 2009 Cotton Bowl, while the Cowboys also played in the 2010 Alabama Bowl. Oklahoma State's 2008 team ranked sixth in the nation in total offense (487.7 ypg) and ninth in scoring offense (40.7 ppg).

The 2007 season saw Paschall serve as wide receivers coach at Mississippi Gulf Coast Community College, where he helped lead the Bulldogs to an NJCAA national championship victory over Kilgore in the H.O.T. Bowl played in Copperas Cove, Texas. The Bulldogs ranked 20th in the NJCAA in total offense that season.

Prior to joining MGCCC, Paschall was a four-year letterman at the wide receiver position at Middle Tennessee. The former walk-on who earned a scholarship as a sophomore hauled in a personal-best 13 receptions for 156 yards and a touchdown as a senior. The Dickson, Tenn., native earned a psychology degree in 2006 and a master's in sports management in 2007 from Middle Tennessee State University.

Luke and his wife, Lauren, have one daughter, Emma Rose.



BOWL
GAMES
2016
2015
2014
2013
2012
2011
2005
1970
1969
1968
1954
1952 (2)
1951

ASSISTANT COACHES | 43

RED WOLVES FOOTBALL

AStateRedWolves.com



KYLE CEFALO

Inside Wide Receivers • 1st Year
Colorado, 2012

Kyle Cefalo, a former graduate assistant coach at A-State who helped lead the program to a pair of Sun Belt Conference championships in 2013 and 2015, enters his first season in 2017 as an assistant coach for the Red Wolves.

Cefalo returns to Arkansas State to work on the offensive side of the ball after most recently spending the 2016 season as a graduate assistant coach at Maryland, which doubled its win total over the previous season and made an appearance in the Quick Lane Bowl. During his four seasons as a member of the A-State (2013-15) and Maryland (2016) coaching staffs, Cefalo was part of 30 combined victories and coached in four bowl games.

“Kyle obviously did an outstanding job and was an important part of our success in his previous role with our football team, so we are excited to welcome him back to our program,” said Anderson, who also noted the exact on-field position Cefalo will coach will be determined at a later time. “He is a young, energetic and knowledgeable coach who will be a great addition to our staff.”

Cefalo worked on the offensive side of the ball, primarily with quarterbacks and wide receivers, the last four years at both Maryland and Arkansas State. His three seasons

at A-State saw the Red Wolves compile three of the top five marks in school history for total offense, including a school-record 6,194 yards in 2014 during Anderson’s first season at the helm of the program.

Additionally, the Red Wolves produced a school and Sun Belt Conference-record 520 points in 2015 with Cefalo on the sidelines. His first year at A-State saw the squad pile up 379 points, the eighth most in program history, and the 477 points recorded by the squad in the 2014 stand as the second most.

Arkansas State compiled a 22-15 record during Cefalo’s time with the program and played in three consecutive bowl games, including the 2014 and 2015 GoDaddy Bowl and the 2015 New Orleans Bowl. The Red Wolves also collected 18 All-Sun Belt Conference selections on the offensive side of the ball during Cefalo’s first stint with the program.

“This is really a dream come true – I feel like I am coming home,” said Cefalo. “This is a fantastic opportunity to work at a place where I spent three years coaching and really enjoyed my time and the energy surrounding this program. I’m looking forward to working for Coach Anderson and with this outstanding staff, so I can’t wait to get started.”

Cefalo spent the first six months of 2013 as a recruiting intern at Boise State before entering the coaching profession at A-State. Prior to Boise State, he enjoyed a successful playing career at the

ARKANSAS STATE

GoDaddy Bowl 2012-15 | New Orleans Bowl 2015 | Cure Bowl 2016

University of Colorado, where he walked on in 2009 before earning a scholarship in the fall of 2011. He originally signed to play baseball at Oregon State, but suffered a season-ending arm injury and transferred to Colorado to begin his collegiate football career.

Cefalo caught two touchdown passes during his senior season, including the go-ahead touchdown in a victory over Colorado State. He

was awarded the Gold Group Commitment award in 2009, which is given out by the Colorado coaching staff and recognizes excellence with class in a variety of areas.

A native of Boston, Mass., Cefalo earned his bachelor's degree in history from the University of Colorado in the spring of 2012. He was named to the Athletics Director's Honor Roll in 2012 as well.



BOWL
GAMES
2016
2015
2014
2013
2012
2011
2005
1970
1969
1968
1954
1952 (2)
1951

ASSISTANT COACHES | 45

RED WOLVES FOOTBALL

AStateRedWolves.com



BRIAN EARLY

Defensive Line • 4th Year
Arkansas-Monticello, 1994

Brian Early is beginning his fourth season as Arkansas State's defensive line coach.

Each of his first three seasons at A-State saw the Red Wolves rank among the top 41 teams in the nation in both sacks and tackles for loss, while he also tutored at least two all-conference selections on the defensive line. Arkansas State made three straight postseason appearances at the 2015 GoDaddy Bowl, 2015 New Orleans Bowl and 2016 Cure Bowl, and the Red Wolves won back-to-back Sun Belt Conference titles in 2015 and 2016 with a combined 15-1 record.

Most recently, his defensive line helped A-State rank No. 1 in the nation in tackles for loss (9.6 per game) and No. 6 in sacks (3.31 average). That kind of production led to A-State placing two defensive ends on the First Team All-Sun Belt Conference squad, including league Player of the Year Ja'Von Rolland-Jones. Just the second defensive player to ever earn the league's highest honor, Rolland-Jones broke the school and Sun Belt Conference records for career sacks during the season. Fellow defensive end Chris Odom finished the year with 12.5 sacks and signed a free agent contract with the NFL's Atlanta Falcons.

Rolland-Jones and Odom made up the only set of teammates in the nation during 2017 to both rank among top 20 players in the nation in total sacks. Rolland-Jones, coached by Early each of the last three seasons, will enter his senior season in 2017 needing 13.5 sacks to tie the NCAA FBS career record. Early also coached interior defensive lineman Waylon Roberson to an Honorable Mention All-Sun Belt Conference season a year ago.

A-State's 2015 campaign saw three of his players earn all-league recognition as well. Rolland-Jones, who ended 2015 ranked second in the nation in sacks per game among active players, earned first-team recognition to lead the group. Senior defen-

sive end Chris Stone was tabbed second team and senior defensive lineman Robert Mondie was a third-team choice. His defensive linemen helped A-State rank first in the nation in defensive touchdowns (8) and interceptions (26) and second in turnovers gained (34).

Led by Rolland-Jones with a team-high nine sacks, A-State's 2.4 sacks per game was the 41st highest average in the nation. Additionally, the squad's 6.8 tackles for loss ranked 38th.

His first season working with the A-State defensive line saw the Red Wolves rank No. 17 in the nation in team sacks (2.85 per game) and No. 36 in team tackles for loss (6.6 per game). Early's line was responsible for 22.5 of A-State's 37 sacks that were the most by an A-State team since 2002 and the second most over the last 29 years. The Red Wolves' front four also accounted for a combined 10 forced and recovered fumbles for a defense that ranked 21st in the nation in turnovers gained and 28th in fumble recoveries. The same group piled up 45.5 tackles for loss, which was over half of the team's 86 total that were the most since 2011 and tied the program's third most since gaining FBS status in 1992.

He coached two All-Sun Belt Conference selections in 2014, including second team pick Rolland-Jones and honorable mention choice Stone. Despite playing in just 10 games before suffering a season-ending injury, Rolland-Jones, named a SCOUT second team Freshman All-American, tallied a team-high eight sacks that were the 11th most in school history for a single season, ranked as the fifth most in the Sun Belt Conference and were the 14th most in the nation. He posted a school-record five sacks against Idaho, which also tied the Sun Belt record and the most in the nation for the 2014 season. The redshirt freshman also collected a team-high 12.0 tackles for loss that were the 10th most in the league.

Early's position group has been the driving force leading to a combined 111 sacks that are the program's most over any three-year span since moving to FBS status in 1992. The Red Wolves also posted at least

86 tackles for loss each of the last three seasons, achieving the feat for the first time since 1981-82.

With previous coaching stops at Central Arkansas, Arkansas-Monticello and three Arkansas high schools, Early brought deep ties to the state with him. Prior to A-State, he most recently served as the University of Arkansas Defensive Quality Control Coach in 2013. His journey to Arkansas State also included a stop on the coaching staff at Minnesota State-Mankato.

Early has coached or recruited nine All-Americans, three conference players of the year and three NFL Draft picks in his career that spans over 20 years, including 12 at the collegiate level.

Early spent the four years before his time at Arkansas as defensive coordinator at Fayetteville High School, where he helped the Bulldogs to three straight 7A state championship game appearances and back-to-back titles in 2011 and 2012. The 2011 and 2012 Fayetteville teams were ranked in the top 50 nationally by MaxPreps.

His 2012 Fayetteville defense included Brooks Ellis, a two-time Arkansas High School Defensive Player of the Year, and Alex Brignoni, whose 19 career interceptions ranked first all-time in Arkansas history in the state's largest classification.

Early went to Fayetteville High School after coaching defensive line for four years and linebackers for one year while also serving as special teams co-coordinator at Central Arkansas. In his time with UCA, the Bears won two conference championships in two different classifications, taking the Division II Gulf South crown in 2005 and the FBS Southland Conference title in 2008.

They twice led the conference in scoring defense, and Larry Hart was named the 2008 Southland Conference Defensive Player of the Year. UCA also led the nation in net punting in 2008, and in 2007 All-American Tristan Jackson led the country with an average of 23.6 yards per punt return. Early also coached the two highest-drafted players in UCA history as Hart was a fifth-round pick by Jacksonville in 2010 and Jacob Ford was a sixth round selection by Tennessee in 2007.

During the 2002 and 2003 seasons, Early was the linebackers coach and co-special teams coordinator at Minnesota State-

Mankato. He was the defensive coordinator and strength and conditioning coordinator at West Memphis High School in 2001, helping lead the Blue Devils to the state quarterfinals.

In 1999 and 2000, he was the linebackers coach and strength and conditioning coordinator at the University of Arkansas at Monticello. There, he coached Danielle Rollins, who led the nation in total tackles in 1999 and in tackles per game in 2000 and was named the Gulf South's Defensive Player of the Year in 2000.

Early began his coaching career in 1994 as defensive coordinator and strength and conditioning coordinator at Greenland High School. He helped lead the Pirates to back-to-back conference championships in 1997 & 1998. The '98 team was the first to complete an unblemished regular season and recorded the first playoff win in school history.

Early graduated from the University of Arkansas at Monticello with a bachelor's degree in physical education and health in 1994 and earned his master's degree in secondary education from UAM in 2000. He has three daughters (Sydney, Aivery and Camryn), one son (Dre) and is married to Nanci.





ALLEN JOHNSON

Safeties/Nickelbacks • 4th Year
Texas A&M-Commerce, 1999

Allen Johnson is beginning his fourth season as Arkansas State's safeties and nickelbacks coach.

Johnson possesses over 18 years coaching experience at both the collegiate and high school levels. His first season at Arkansas State saw the Red Wolves post a 7-6 record and make an unprecedented fourth consecutive appearance in the GoDaddy Bowl.

The Red Wolves followed that up with a Sun Belt Conference championship and appearance in the New Orleans Bowl in 2015. A-State made it back-to-back league titles in 2016 and ended the season by knocking off UCF 31-13 in the Cure Bowl.

The most recent season saw Johnson mentor three players who earned all-conference recognition, including safety Money Hunter as a first-team selection and nickel Justin Clifton and safety Cody Brown as second-team choices. The three players helped A-State rank eighth in the nation in defensive touchdowns, 19th in scoring defense, 23rd in pass efficiency defense, 29th in total defense and 30th in 3rd down conversion defense.

In fact, Hunter ended his career as the Sun Belt Conference's all-time leader in interception returns for a touchdown with four. Brown tied for the team high in interceptions in 2016 with three, while Clifton ranked second on the squad in tackles with a career-high 87 to his credit.

The 2015 season saw the Red Wolves rank No. 1 in the nation in interceptions with 26, and Johnson's safeties were responsible for 10 of those. Led by juniors Hunter and Brown with three interceptions each and three combined pick-six's, the position group was also instrumental in A-State's No. 1 national ranking in defensive touchdowns (8).

Following the season, Brown was named a Second Team All-Sun Belt Conference selection with 65 tackles to go along with his three interceptions and nine pass break-ups.

Additionally, A-State ranked second in the

nation with 34 turnovers gained, which tied its most ever as an FBS member.

Johnson's 2014 safeties were part of A-State's defense that ranked No. 14 in the nation in defensive touchdowns (4), No. 15 in passes intercepted (16), No. 17 in team sacks (2.85 per game), No. 21 in turnovers gained (28), No. 27 in third down percentage defense (.359), No. 28 in fumbles recovered (12), No. 36 in fourth down percentage defense (.435) and team tackles for loss (6.6 per game), No. 42 in red zone defense (.795), No. 44 in passing yards allowed (216.0 ypg) and No. 45 in team passing efficiency defense (122.26).

Despite losing starting strong safety Chris Humes just two games into the season, two of A-State's top five tacklers were safeties. Johnson coached sophomore Hunter, who stepped into the starting role and enjoyed the best season of his young career with 65 tackles, one sack, one forced fumble, two pass break-ups and two interceptions, including one returned 94 yards against Toledo that was the longest scoring play in GoDaddy Bowl history. Hunter also had a career-tying 11 tackles in the bowl game.

Under Johnson's watch, senior safety Sterling Young ended his career as the team's third leading tackler in 2014. Young accounted for 75 tackles, one forced fumble, three pass break-ups and two interceptions.

The Red Wolves' safeties compiled a combined 171 tackles for almost 20 percent of the team's total. The group also combined for four interceptions, five pass break-ups and three forced fumbles.

Johnson also oversees the nickelback position, and the Red Wolves saw three different players start at the position in 2015. Among the group was Honorable Mention All-SBC selection Khari Lain, who also played linebacker. Johnson also tutored All-SBC pick Andrew Tryon at the position in 2014.

Prior to arriving at A-State, Johnson spent three seasons at Lamar University as the assistant head coach from 2012-13 and the defensive coordinator in 2011, while also overseeing the secondary all three years.

Johnson was part of Lamar's coaching

staff charged with reviving a program that took the field in 2010 for the first time since 1989. Competing in the NCAA FCS as a Southland Conference (SLC) member, the Cardinals led the league in both pass defense and pass efficiency defense in 2012 and 2013 with Johnson serving as the secondary coach.

Not only did Lamar's secondary function as one of the top units in the SLC, the group boasted several players that were recognized for their individual efforts under the direction of Johnson. Safety Chad Allen and cornerbacks Branden Thomas and Tyrus McGlothen were All-Southland Conference choices during their career. McGlothen earned first team recognition in 2013 when he posted 81 tackles, seven tackles for loss, one sack and a fumble recovery.

Prior to his time at Lamar, Johnson coached the cornerbacks at the University of Texas-EI Paso for three seasons. While at UTEP, Johnson coached such star defensive backs as Cornelius Brown, Melvin Stephenson and Clarence Ward, all of whom played briefly in the National Football League. Johnson's final season at UTEP (2010) saw the Miners make their first appearance in a postseason game since 2005, competing in the New Mexico Bowl.

Before going to UTEP, Johnson spent the 2007 season as the defensive backs coach and recruiting coordinator at Midwestern State University, which fielded the top defense in the Lone Star Conference (LSC) that year. In going 8-3 that season, Midwestern State led the league in scoring defense (18.6 points-per-game average), total defense (294.2 yards-per-game average) and rushing defense (93.9 yards-per-game). The Mustangs also ranked third in the LSC in pass defense and pass defense efficiency.

In 2006, Johnson served as the quality control coach at Oklahoma State University, helping lead the Cowboys to seven wins and an Independence Bowl victory. He doubled as the secondary coach and recruiting coordinator at Blinn College in 2005, helping the team qualify for the National Junior College Athletic Association playoffs.

Johnson started his coaching career as a defensive graduate assistant coach at Texas A&M-Commerce in 1999 before being elevated to a full-time position as running backs coach in 2000. After his two-year stint on the

Lions' coaching staff, he spent the next four seasons in the high-school coaching ranks at Gaither HS (2001) in Tampa, Fla., at Plant HS (2002) in Tampa and at Newman Smith HS (2003-04) in Carrollton, Texas. He worked with the secondary at all three high schools and was also the defense coordinator his lone season at Gaither.

Johnson, who earned his bachelor's degree in health and kinesiology at Texas A&M University-Commerce in 1999 and his master's degree in the same field a year later, played collegiately at Kilgore College, Central Oklahoma and A&M-Commerce.

After taking a break in his college career to serve in the U.S. Air Force, Johnson earned All-Lone Star Conference South Division honors and a trip to the Snow Bowl as a senior in 1998. He also competed for the A&M-Commerce track and field team and served as president of the school's Student-Athlete Advisory Committee.

Johnson, who was an all-district defensive back at Desoto (Texas) High School, has three daughters - Jayla, Kyra and Olivia.





NORVAL MCKENZIE

Running Backs • 2nd Year
Vanderbilt, 2005

Norval McKenzie enters his second season in 2017 as Arkansas

State's running backs coach.

His first season with the Red Wolves saw the squad post an 8-5 record, win a Sun Belt Conference championship with a 7-1 record and defeat UCF 31-13 in the Cure Bowl. A-State's primary two backs, sophomore Warren Wand and junior Johnston White, combined to rush for 1,351 yards and 12 touchdowns. Wand accounted for a team-high 879 yards alone, while also posting 24 receptions for 279 yards and three more scores. Following the regular season, he was named Second Team All-Sun Belt Conference as an all-purpose selection.

McKenzie came to A-State after spending the previous five seasons as a member of the Furman University coaching staff in a variety of roles, including running backs coach, special teams coordinator and recruiting coordinator.

During his time with the Paladins, McKenzie coached a pair of All-Southern Conference running backs and two others who were named to the league's All-Freshman Team.

Jerodis Williams was a two-time All-SoCon choice after rushing for 2,225 yards and 20 touchdowns over his junior and senior campaigns, in addition to earning All-America honors in 2012 when he led the FCS in kickoff returns (35.9 avg., 2 TDs).

McCloud, who completed his career ranked 10th in Furman rushing history, garnered all-conference recognition in 2013 after running for 1,110 yards and five scores. Triston Luke rushed for 385 yards and a pair of scores in 2015 to find a place on the league's All-Freshman Team, while Marcus Anderson earned the recognition in 2013 when he posted 334 rushing yards and two touchdowns.

McKenzie helped lead Furman to a 2013 SoCon championship and several victories over FCS nationally-ranked teams, including No. 5 Wofford in 2011. The Paladins also knocked off then-FCS member and No. 3-ranked Appalachian State in 2011.

A Powder Springs, Ga., native and former football standout at McEachern (Ga.) High School, McKenzie was a four-year football letterman for Vanderbilt (2001-04), where he rushed for 1,411 career yards. He battled back from a seri-

ARKANSAS STATE

GoDaddy Bowl 2012-15 | New Orleans Bowl 2015 | Cure Bowl 2016

ous leg injury his sophomore year to lead Vanderbilt in rushing as both a junior and senior.

McKenzie was a rare triple major, earning an undergraduate degree in secondary education, political science, and American history in 2005. He completed his master's degree in education at Vanderbilt in 2010.

Following graduation, he began his coaching career at Hiram (Ga.) High School, working two seasons there before returning to Vanderbilt as a graduate assistant coach for the 2008 and 2009 campaigns.

The 2008 season saw him help Vanderbilt post its first winning season (7-6) since 1982 and a 16-14 victory over Boston College in the Gaylord Hotels Music City Bowl – the program's first bowl victory since 1955. McKenzie assumed the duties of assistant recruiting coordinator, while also helping with player development and coordinating the Gridiron Club for former Commodore letter winners, in 2010.

McKenzie is the father of one daughter, Anaya, and he and his wife Amber have a son, Storm.

BOWL
GAMES
2016
2015
2014
2013
2012
2011
2005
1970
1969
1968
1954
1952⁽²⁾
1951



ASSISTANT COACHES | 51

RED WOLVES FOOTBALL

AStateRedWolves.com



ALLEN RUDOLPH

Offensive Line • 2nd Year
Southern Mississippi, 1995

A 22-year coaching veteran, Allen Rudolph is entering his second season in 2017 as the

Red Wolves' offensive line coach.

His first season with the Red Wolves saw the squad post an 8-5 record, win a Sun Belt Conference championship with a 7-1 record and defeat UCF 31-13 in the Cure Bowl.

Playing behind Rudolph's offensive line group, the Red Wolves recorded 4,932 yards total offense that was the sixth most in school history. Led by two offensive linemen earning All-Sun Belt honors, the Red Wolves recorded over 300 yards total offense in 10 outings, more than 400 in five contests and at least 500 in two outings. The offensive line helped the squad record a season-high 525 yards in the Sun Belt opener, a 27-26 win over Georgia Southern.

Under Rudolph's direction, senior offensive linemen Jemar Clark and Colton Jackson were both named all-conference as first and second team selections, respectively.

Rudolph came to Arkansas State after most recently spending the last three seasons as the offensive line coach for the Canadian Football League's (CFL) Hamilton Tiger-Cats. His time with Hamilton saw him help lead the team to the playoffs every year, including appearances in the 2013 and 2014 Grey Cup.

Prior to joining the Tiger-Cats, Rudolph spent the 2012 season as the

offensive line coach at Northwestern State after stints at Southeastern Louisiana (2007-11), Samford (2005-06), East Mississippi Community College (2004), Louisiana-Monroe (2002-03), Mississippi College (2000-01), Copiah-Lincoln Community College (1999) and Nicholls State (1995-98). In addition to serving as the offensive line coach at all his collegiate stops, he also acted as the offensive coordinator his last two seasons at Southeastern Louisiana, his two years at Samford and his only season at Copiah-Lincoln.

His lone season at Northwestern State saw the Demons rush for 2,115 yards, which were the program's most in 20 years. Additionally, Northwestern State posted its most yards total offense (4,475) and touchdowns (44) since the 2009 season.

Rudolph was a member of the Southeastern Louisiana coaching staff the previous five years, including the 2010 and 2011 seasons as Lions offensive coordinator. The Lions enjoyed two of their most productive seasons in school history, averaging 402 yards (ranked fourth all-time) and 29 points per game in 2011. The Lions' passing yards (3,170) and total offense (4,420) both ranked third all-time at SLU.

His first season directing the Southeastern offense, Rudolph guided the Lions to their sixth-best mark in average total offense (364 ypg), while totaling 4,000 yards total offense. He coached two players during his time at SLU who went on to NFL careers, including offensive tackle Kevin Hughes and wide receiver Brandon Collins.

ARKANSAS STATE

GoDaddy Bowl 2012-15 | New Orleans Bowl 2015 | Cure Bowl 2016

BOWL
GAMES

2016
2015
2014
2013
2012
2011
2005
1970
1969
1968
1954
1952⁽²⁾
1951

Prior to his arrival in Hammond, Rudolph spent two seasons as the offensive coordinator and offensive line coach at Samford. He joined the Samford staff after coaching the offensive line one year at East Mississippi Community College and the same position group at Sun Belt Conference member Louisiana-Monroe in 2002 and 2003. While with the Warhawks, he tutored 2003 Second Team All-Sun Belt Conference selection Bruce Hampton.

Rudolph spent two seasons (2000-01) at Mississippi College before moving west along I-20 to Monroe. In addition to his duties as the Choctaws' offensive line coach, Rudolph also served as the team's strength and conditioning coach. He was also was the offensive coordinator and offensive line coach at Copiah-Lincoln Community College in 1999 before his stint at Mississippi College.

Rudolph got his start at Nicholls State, where he coached from 1995-98. In his first three seasons with the Colonels, he coached the tight ends and tackles before switching duties to running backs and tight ends, as well as coordinating the special teams in his final two seasons.

He was a four-year letterman at Nicholls (1989-93) and served as the team's starting center for three seasons. He was one of the Colonels' team captains in his junior and senior campaigns. A Jackson County, Miss., native, Rudolph earned his bachelor's degree in American studies from Southern Mississippi in 1995.

Rudolph and his wife, Nicole, have two daughters, 15-year old Abbey, who is a sophomore cheerleader at Jonesboro High School, and McKenzie, a sixth grader at Visual Performing Arts magnet school.



ASSISTANT COACHES | 53

RED WOLVES FOOTBALL

AStateRedWolves.com

KAZ KAZADI**Assistant AD for Athletics Performance • 1st Year
Tulsa, 1997**2016
2015
2013
2012
2011
1986
1985
1978
1975
1970
1969
1968

Kaz Kazadi, who has over 25 years of combined experience as a coach and player at the NFL and FBS levels, is in his first season as Arkansas State's Assistant Athletics Director for Athletics Performance.

Kazadi oversees A-State's entire athletics performance staff and program for all sports.

The 2013 American Football Coaches Association (AFCA) Strength Coach of the Year, Kazadi comes to A-State after most recently working with the Dallas Cowboys as an Assistant to the Strength Coach/Department during the 2017 offseason. It was his second NFL coaching stop, also spending 2005-07 as a Kansas City Chiefs Assistant Strength and Conditioning Coach.

Between his time with the Chiefs and Cowboys, Kazadi spent 2007-16 as a coach at the FBS level. He took his first full-time position in the college ranks at South Florida, where as assistant strength coach he helped develop a Bulls team that reached No. 2 in the wire service polls for one week, posted a 9-4 record and earned a bid to the Brut Sun Bowl.

Following his time at USF, Kazadi spent 2008-16 at Baylor in the strength and conditioning department, including his last five years as the Associate Athletic Director for Athletic Performance. In addition to his 2013 honor from the AFCA, he was also named FootballScoop.com's 2012 National Strength Coach of the Year.

A standout linebacker at the University of Tulsa from 1992-97, Kazadi earned All-Western Athletic Conference honors for the Hurricane and was a Butkus Award semifinalist. He received his bachelor's degree from Tulsa in sociology with a psychology minor.

Drafted by the NFL's St. Louis Rams in 1997 after an All-American senior season which saw him earn a Fitness All-American Award, he played five years of pro ball, including stints in the Canadian Football League and the World Football League.

Following his professional playing career, Kazadi was a graduate assistant at the University of Missouri where he earned his

master's degree from the school of education in counseling psychology with an emphasis in health promotion and sport psychology.

Kazadi holds numerous certifications and is a member of several associations, including the National Strength and Conditioning Association, USA Weightlifting, and Collegiate Strength and Conditioning Coaches Association (CSCCa). He has made multiple presentations at the CSCCa National Conference and is on course to be named a Master Strength and Conditioning Coach by the CSCCa in May of 2018. Kazadi has also been involved in community service projects such as "Feed My Starving Children," "Yellow Stone Academy," and "Big Brothers Big Sisters."

A native of Zaire, Africa, Kazadi immigrated to the United States at age eight. His given name is Muadianvita Machkaz Kazadi (pronounced MA-jon-vee-tah ka-ZA-dee). He and his wife Monique have three children: Ra-sun, Isis and Rohon.





RON CARROLL

Head Certified Trainer • 42nd Year
Arkansas State, 1975

**YEARS AT AS-
STATE:** Now in
his 42nd
Joined the staff in
April, 1976
The first certified
athletic trainer for
the Red Wolves to
have on staff . . .

Inducted into the National Athletic Trainers Association Hall of Fame in June 2003 . . . Inducted into the Arkansas State Athletics Hall of Honor in 2005 . . . Part of the 100 Outstanding Staff recognized at the 2010 annual Distinguished Performance Awards and Service Recognition Ceremony for his significant contributions to ASU in its 100-year history . . . Honorary member of the Arkansas State All-Centennial Team (2014).

EDUCATION: Attended Forest Park Community College in St. Louis one semester before transferring to ASU and serving as equipment manager for baseball (two years) and basketball (three years) . . . Earned his BSE degree from Arkansas State in 1975 and his master's with specialization in athletic training from Indiana State in 1976, the same year he passed his national board examination and was certified by the National Athletic Trainers Association . . . Licensed as an athletic trainer by Arkansas State Board of Athletic Training.

PROFESSIONAL EXPERIENCE: Former director of athletic training internship program and instructor of care injuries and advanced care of injuries classes . . . Served as an instructor at ASU for concepts of athletic training course and clinical instructor in ASU's national CAATE accredited athletic training curriculum . . . Host trainer and instructor for Student and Coaches Athletic Training Workshops . . . Former consultant for St. Bernards Regional Medical Center Sports Medicine Clinic . . . Instructor of Cardiopulmonary Resuscitation (CPR) courses for Craighead County Chapter of the American Red Cross . . . Speaker/presenter at NATA, and Southwest and Arkansas Athletic Trainers Association conventions and local civic organizations . . . Faculty adviser for Arkansas State Sports Medicine-Athletic Training Club . . . Assist with Red Wolves' drug education and directs the drug testing programs . . . Former NATA district representative for Continuing Education . . . Former Arkansas Athletic Trainers Association President Elect, President and Legislative Committee Member . . . SWATA (Arkansas) State

President . . . NATA district representative for Governmental Affairs and Committee on Revenue . . . Governor appointment to the Arkansas State Board of Athletic Training (Nov. 1995 through present), elected chairman (Dec. 1995 through present) . . . SWATA Unsung Hero Award (July 1997), NATA Most Distinguished Athletic Trainer Award (June 1998), SWATA Hall of Fame Award (July 1998), AATA Hall of Fame Award (May 1999), SWATA Frank Medina Award (2002) . . . Named as one of Indiana State's outstanding alumni in June 2006.

PERSONAL: Born April 3, 1952 . . . Married to the former Vicki Nierdieck of St. Louis and they have three children—Stephen, John and Kathryn.





JASON ANDREWS

Assistant Athletics Director/
Director of Football Operations

Jason Andrews enters his fourth season as an Assistant Athletics Director and the Director of Football Operations at Arkansas State.

His first three seasons with the team saw the Red Wolves post a combined 24-15 record, make three consecutive postseason appearances in the 2015 Go-Daddy Bowl, 2015 New Orleans Bowl and 2016 Cure Bowl and win back-to-back Sun Belt Conference championships in 2015 and 2016.

Andrews came to Arkansas State after spending the previous seven years with the University of North Carolina Athletic Department, where he served as the Assistant Director of New Media for the Tar Heels. During that time he assisted in the coordination of video production for 28 University of North Carolina sports. Andrews served in various roles such as cameraman, director and producer for UNC productions and live events providing videos for GoHeels.com, video boards, coaches' TV shows, press conferences and other live productions.

Andrews regularly dealt with Tar Heel Sports Properties to fulfill media rights agreements; UNC marketing to promote ticket sales, overall brand recognition and fan enjoyment; and coaches to create game day atmosphere as well as recruiting videos.

Andrews helped produce groundbreaking live football signing day coverage in 2007 for online viewership, which has since become commonplace for all prominent football programs. During his time at UNC, they partnered with ESPN to produce live coverage of Olympic sports using UNC staff and resources and have broadcast on ESPN's family of networks to cover over 100 athletic events to date, including spring football games, post season baseball, etc.

Andrews was also in charge of creating live game day atmosphere for football and men's basketball through the use of video board content, in stadium music, band and special performances, lighting enhancements, special presentations and coordinating with TV networks.

Andrews graduated from the University of North Carolina with a B.A. in Communication Studies, Media Production.



DAVE ROBEBSON

Dir. of Player Personnel

Dave Roberson enters his fourth season as the Red Wolves' Director of Player Personnel.

Roberson owns 11 years of working experience at the collegiate level, and in 2014 worked with a Red Wolves'

team that posted a 7-6 record and played in the Go-Daddy Bowl.

The 2015 Red Wolves posted a 9-4 overall record, won the Sun Belt Conference championship with an unblemished 8-0 record and made an appearance in the New Orleans Bowl. A-State overcame an 0-4 start in 2016 to finish with an 8-5 record, a second straight Sun Belt title and a 31-13 win over UCF in the Cure Bowl.

Prior to A-State, Roberson most recently spent the 2012-13 seasons as an assistant coach at Savannah State.

He operated as the Tigers' outside linebackers coach and recruiting coordinated last season. Roberson helped tutor linebacker Marquis Smith in 2013, when he was named All-Mid-Eastern Athletic Conference after leading the team in tackles (124) while also posting two fumble recoveries, a sack and an interception.

Roberson went to Savannah State from Penn State, where he served as the offensive quality control coach in 2011 to 2012. He served under Penn State head coaches Joe Paterno and Bill O'Brien during his time at Penn State.

Roberson was part of a successful Southern Miss football program, led by head coach Larry Fedora, during the 2010 season when he worked as a defensive assistant under defensive line coach Deke Adams.

Roberson spent the 2009 campaign at Notre Dame College of Ohio, where he was the special teams and linebackers coach as well as the recruiting coordinator. He assisted head coach Adam Howard successfully start an NCAA Division-II program and was directly responsible for overseeing the 2010 Signing Day class of 55 players.

While working as the co-special teams coordinator at Stonehill College in Easton, Mass., during the 2008 season, Roberson's special teams units finished the year among the leaders in several statistical categories in the Northeast Ten Conference.

Prior to his time at Stonehill, Roberson served as the Assistant Director of Football Operations and linebackers coach at Norwich University in 2006 and 2007.

Roberson was a four-year letterman at Wilmington College, where he played Linebacker and received his Bachelor of Science in Sport Management in 2003. Roberson is currently working on his Master of Science in Educational Leadership at Penn State University.

CHRIS RODRIGUEZ

Video Coordinator

Chris Rodriguez is in his second season as Video Coordinator for A-State Athletics.

Not only is Rodriguez responsible for managing the A-State football team's video production, he also oversees the Red Wolves' graphic design work associated with the Sun Belt Conference champion's social media accounts and publicity efforts.

Rodriguez came to A-State after spending the previous three seasons as an assistant athletic video coordinator at Texas State, where he earned his master's degree in secondary education and teaching in 2015. During his time with the Bobcats, he also worked as freelancer for KXAN-TV for just over two years.

Rodriguez earned his bachelor's degree in history from the University of Mary Hardin-Baylor in 2013. Dur-

ing his time as a student at the university, he served as a videographer for the athletics department. He is on pace to earn his second masters degree in childhood education from Arkansas State University in fall 2017.

JASON JONES

Equipment Manager

Jason Jones is in his fourth year as equipment manager at Arkansas State University after serving the previous four years (2011-14) as assistant equipment manager at TCU.

Jones worked with the 2014 A-State football team

that posted a 7-6 record and played in the GoDaddy Bowl for an unprecedented fourth consecutive year. The 2015 A-State team posted a 9-4 overall record, won the Sun Belt Conference championship with a perfect 8-0 record and played in the New Orleans Bowl. The 2016 Red Wolves posted an 8-5 overall record, claimed the Sun Belt Conference championship for a second straight year and won the Cure Bowl.

Prior to A-State, Jones spent his entire career at TCU, starting in the fall of 2007 as a graduate assistant for the women's soccer and baseball teams through fall 2009. The Fort Worth, Texas native was tabbed as an the interim assistant equipment manager in spring 2010 where he continued to the equipment needs of the Horned Frogs' women's soccer and baseball teams. In the summer of 2011, Jones was promoted to assistant equipment manager on a permanent basis. Along women's soccer and baseball, Jones was responsible for football, cross country, track & field, rifle, and equestrian.

While at TCU, Jones worked with the 2010 Horned Frogs' baseball team which made the program's first-ever College World Series appearance. He also served as the equipment and laundry coordinator for the Cotton Bowl from 2012-14 and was the equipment/laundry liaison for the Bell Helicopter Bowl from 2007-11.

A 2007 graduate of TCU, Jones received a bachelor's degree in science education and majored in mathematics. He then earned a master's degree in education administration from TCU in December 2009. As an undergraduate, Jones served as an athletics equipment student manager from fall 2002 to spring 2007.

The son of Ricky and Gail Jones of Fort Worth, Texas, Jason has a brother (Jonathan) and a sister (Jennifer). He's a pitcher in adult kickball competitive divisions and is active in snowboarding/skiing.

CEDRIC DOUGLAS

Defensive Graduate Assistant Coach

Cedric Douglas is in his first season as A-State as a graduate assistant coach working on the defensive side of the ball.

Douglas joined the A-State staff after spending the 2016 season as defensive line coach and academic liaison at Hutchinson (Kan.) Community College. During

his lone season at Hutchinson, the Blue Dragons defensive ranked No. 12 in the nation in scoring defense (18.0 ppg), No. 10 in total defense (242.0 ypg) and No. 13 in rushing defense (91.0 ypg). Hutchinson's defense led the conference and ranked 14th nationally in sacks with 44, and the defensive line accounted for 24.5 of those to go along with 74.5 tackles for loss.

Douglas tutored two First Team All-Region VI selections, including A-State signee Ronheen Bingham and Kansas signee J.J. Holmes. He also coached second team all-conference pick Tayland Humphrey, who is ranked as the No. 1 JUCO defensive tackle in the nation, and one honorable mention choice who went on to sign with Arkansas.

Douglas went to Hutchinson after serving as tight ends coach and recruiting coordinator at Coffeyville (Kan.) Community College in 2015. The Red Ravens posted an 8-3 record, while their offense ranked No. 5 in the nation in scoring (over 50 ppg) and No. 8 in total offense (over 480 ypg). He coached Second Team All-Jayhawk Conference selection Trevor Neloms as well.

The 2013 and 2014 seasons saw Douglas coach at Ave Maria (Fla.) University in multiple roles. Working as the running backs and return specialist coach in 2013, Douglas was part of the staff that achieved the program's first winning season while also being recognized as the NAIA Independent Conference champions. The Ave Maria staff was selected to coach the NAIA All-Star Team in the NAIA vs Division II All-Star game. Douglas tutored USCAA All-America Running back Scott Jones, who helped the squad record 1,600 rushing yards and 23 touchdowns.

He was promoted to recruiting coordinator in 2014 and also moved from running backs coach to wide receivers coach. The 2014 season saw his receiving corps post over 2,200 receiving yards and 20 touchdowns, both of which led the conference. He coached Travis Makuuskas, who led the league in receptions, yards and touchdowns and was selected for the 2014 NAIA vs D2 All-Star Game.

Douglas began his coaching career at Lincoln High School in the fall of 2012, operating as the varsity outside linebackers and running backs coach. He helped lead the team to a 6-3 record, and the squad produced three all-conference players.

The Milan, Mich., native was a member of the Northern Michigan University football team from 2007-11, appearing in 35 games as a linebacker and defensive end while recording 89 tackles, two interceptions and nine sacks. He earned his bachelor's degree in special education/secondary education in 2011.

MATT ELLERBROCK

Defensive Graduate Assistant Coach

Matt Ellerbrock begins his second season as graduate assistant coach working on the defensive side of the ball.

His first season at A-State, Ellerbrock helped lead the Red Wolves to an 8-5 overall record, a Sun Belt



ARKANSAS STATE

Sun Belt Conference Champions | 2011 | 2012 | 2013 | 2015 | 2016

Conference championship with a 7-1 league record and a 31-13 victory over UCF in the 2016 Cure Bowl.

A four-year starter on the Midwestern State football team who helped lead the program to three Lone Star Conference championships, Ellerbrock comes to A-State after most recently serving as a graduate assistant coach at Stephen F. Austin during the 2014 and 2015 seasons. During his time with SFA, he helped coach a student-athlete to First Team All-Southland Conference honors.

Prior to SFA, Ellerbrock spent the 2013 season as a graduate assistant coach at his alma mater, Midwestern State. He helped coach a student-athlete to All-Lone Star Conference recognition during his only season with the Mustangs.

Additionally, Ellerbrock has coached in two USA Football Camps (Seattle and Kansas City in 2014) and in a University of Wyoming summer camp.

As a player at Midwestern State, Ellerbrock was a two-time Honorable Mention All-Lone Star Conference performer who started 44 of 46 career games at linebacker. He recorded 231 career tackles (an average of 5.0 per game), including 28.0 tackles for loss with 7.0 quarterback sacks. He never finished lower than fourth on the MSU tackles chart during any season with the Mustangs.

The Mustangs captain his senior season, Ellerbrock was named Lone Star Conference Defensive Player of the Week for his performance in the LSC championship-clinching win at No. 12 West Texas A&M. His performance led MSU to LSC championships in 2009, 2011 and 2012, and to postseason play every year.

Ellerbrock earned his bachelor's degree in sport and fitness management from Midwestern State University in 2012. He got a master's degree at Stephen F. Austin State University in secondary education in May of 2016, and he is currently working on a sports administration degree at Arkansas State University.

named to the Ohio Valley Conference Commissioner's Honor Roll and was a member of the Student Athlete Advisory Committee.

Prior to Murray State, Frazier spent one season at Northeast Mississippi Community College, where he led the team to the playoffs for the first time in over a decade with 1,000 yards passing and 12 touchdowns while being named an All-State Honorable Mention selection. He redshirted his freshman season at Ole Miss.

The Corinth, Miss., native earned his bachelor's degree in computer science from Murray State University in 2014. He was a three-year varsity football letterman at Corinth High School, earning all-division recognition twice.

MICHAEL GIBBS

Offensive Graduate Assistant Coach



Michael Gibbs begins his first season at Arkansas State as an offensive graduate assistant coach.

His first season at A-State, Gibbs helped lead the Red Wolves to an 8-5 overall record, a Sun Belt Conference championship with a 7-1 league record and a 31-13 victory over UCF in the 2016 Cure Bowl.

Gibbs most recently served as East Side High School's (Cleveland, Miss.) offensive line coach in 2015, but before that was a two-year football letterman at Delta State in 2013 and 2014.

During his senior season with the Statesmen, Gibbs was named First Team All-American, All-Gulf South Conference and All-Super Region. He started all 21 of his career games at Delta State, ending his senior campaign with 36 knockdown blocks.

Prior to joining Delta State, Gibbs played for head coach Gene Murphy at Hinds Community College (Raymond, Miss.), earning a spot in the MACJC All-Star Game.

The Brandon, Miss., native earned his bachelor's degree in physical education from Delta State University in May of 2016. He was an academic all-conference selection and a member of the dean's list.

Gibbs accumulated numerous accolades at North-west Rankin High School (Flowood, Miss.), including first team all-metro and all-district and second team-all state honors.

PARKS FRAZIER

Offensive Graduate Assistant Coach



Parks Frazier begins his second season as a graduate assistant coach working on the offensive side of the ball.

His first season at A-State, Frazier helped lead the Red Wolves to an 8-5 overall record, a Sun Belt Conference championship with a 7-1 league record and a 31-13 victory over UCF in the 2016 Cure Bowl.

A two-year letterman as a quarterback at Murray State, Frazier spent the spring of 2015 working with defensive quality control at Samford before serving as an intern on the Middle Tennessee football staff during the 2015 season.

His lone season at Middle Tennessee saw the Blue Raiders win seven games and make an appearance in the Popeyes Bahamas Bowl.

Frazier played in seven games with two starts at Murray State, throwing for 900 yards and six touchdowns. The two-year letterman at Murray State was



PLAYERS | INSIDE

Returning Players.....	60-84
Roster Breakdown.....	84
2017 Signing Class.....	85-90

ARKANSAS STATE

Sun Belt Conference Champions | 2011 | 2012 | 2013 | 2015 | 2016

KAVIN ALEXANDER #43

DB | 5-10 | 190 | Jr.-R | RS
North Little Rock, Ark. (Butte (Calif.) College)



2016: Redshirted and participated on the scout team.

BUTTE COLLEGE: Attended Butte CC in 2015.

HIGH SCHOOL: Attended North Little Rock High School . . . Ranked a two-star recruit by Scout.com and 247 Sports . . . Recruited by schools such as Auburn, Georgia Tech and Minnesota among others.

PERSONAL: Born Jan. 23, 1996.

JACOB ATNIP #77

OL | 6-5 | 325 | Fr. | RS
Southaven, Miss. (Itawamba (Miss.) CC)



2016: Redshirted and participated on the scout team . . . A-State Athletics Director's Honor Roll member.

HIGH SCHOOL: Named to the Arkansas East-West All-Star Game as a senior . . . 2014 all-state selection . . . Named to USA Today's 2015 All-USA Arkansas Football Team as a second team choice . . . Helped lead Sheridan to the 2015 state playoffs . . . Rated as a 2-star recruit by Scout.com, Rivals.com and 247Sports.com . . . Listed as the No. 30 player in the state of Arkansas among all positions . . . Also recruited by teams such as Louisiana Tech, Memphis, Ole Miss and Louisiana-Monroe.

PERSONAL: Born Oct. 29, 1997 . . . Mechanical Engineering major.

OMAR BAYLESS #7

WR | 6-3 | 198 | So.-RS | 1L
Laurel, Miss. (Laurel)



2016: Saw action in 11 games, including four as a starter (vs. USA, ULM, Ga. St., UCF) . . . Finished the season with 13 receptions for 117 yards and one touchdown . . . Lone touchdown came with nine seconds left in the fourth quarter vs. Georgia Southern, lifting A-

State to a 27-26 victory in its Sun Belt opener . . . Posted five receptions for 64 yards with a long of 18, all season highs, versus Louisiana-Lafayette . . . Caught at least one pass in seven games . . . A-State Athletics Directors Honor Roll member.

2015: Redshirted & participated on the scout team.

HIGH SCHOOL: 3-star recruit by 247Sports and Rivals . . . Rated as the No. 32 player in the state of Mississippi and the No. 154 receiver in the nation by 247Sports . . . Helped lead Laurel High School to a Mississippi Class 5A state championship . . . Recorded 70 receptions for 1,442 yards and 18 touchdowns for the Golden Tornados . . . His yardage total ranked second in the state and touchdown total was fourth . . . Named the conference's offensive MVP for his performance . . . Also a varsity basketball letterman . . . Also recruited by schools such as Louisiana-Monroe, Memphis and Southern Mississippi.

PERSONAL: Born Dec. 15, 1996 . . . Majoring in Communication Studies.

BAYLESS' CAREER RECEIVING STATISTICS

Yr.	No.	YDS	AVG.	TD	LG
2016	13	117	9.0	1	18
Totals	13	117	9.0	1	18

JHAMAHL BELL #60

OL | 6-3 | 294 | Jr.-RS | 1L
Warren, Ark. (Warren)



2016: Did not see any game action.

2015: Played in one game versus Missouri State . . . Helped A-State accumulate a season-high 624 yards in the contest . . . Sun Belt Conference Commissioner's List . . . A-State Athletics Director's Honor Roll.

2014: Redshirted and participated on the scout team.

HIGH SCHOOL: Three-year starter . . . Versatile player that saw action at both guard and tackle . . . 19th ranked player in the state of Arkansas by 247Sports.com . . . Named to the 2013 Arkansas Super Team, selected by the Associated Press . . . Hootens.com Fabulous 50 recruits choice for 2014 . . . One of three finalists for the Little Rock TD Club's Willie Roof Awards, given to the most outstanding high school OL in the state . . . 2013 first team ArkansasVarsity.com All-Senior Team selection . . . Helped lead Lumberjacks to back-to-back undefeated conference championships in 2012 and 2013 and a 4A state runner-up finish in 2013 . . . Helped pave the way for a 1,575-yard rusher during junior season and two running backs with over 600 yards and a quarterback with over 400 during senior campaign.

PERSONAL: Son of Jeffery and Rosa Bell . . . One brother, Brent Strickland . . . Communication Studies major.

ARKANSAS STATE

GoDaddy Bowl 2012-15 | New Orleans Bowl 2015 | Cure Bowl 2016

BOWL GAMES
2016
2015
2014
2013
2012
2011
2005
1970
1969
1968
1954
1952 (2)
1951

LANARD BONNER #70

OL | 6-5 | 330 | Jr.-R | RS
Birmingham, Ala. (Highland (Kan.) CC)



2017: Phil Steele's Preseason Fourth Team All-Sun Belt Conference.

2016: Enrolled at A-State in the fall, redshirted and participated on the scout team . . . A-State Athletics Director's Honor Roll.

HIGHLAND COMMUNITY COLLEGE: Joined A-State after spending the previous two seasons at Highland Community College . . . Named Second Team All-Jayhawk Conference as a sophomore . . . Helped lead Highland to a 5-5 overall record and 4-3 conference mark in 2015 . . . Helped pave the way for a Highlands offense that averaged 398.9 yards and 28.7 points per game.

HIGH SCHOOL: Varsity football letterman at Shades Valley (Ala.) High School . . . Listed as a 3-star recruit by Rivals and 247Sports . . . Ranked as the No. 14 junior college offensive guard in the nation in 2016 by 247Sports.com . . . Prior to signing with A-State, was also recruited by schools such as Alabama, Florida State, Houston, Mississippi State, Missouri, South Alabama and TCU.

PERSONAL: Born April 18, 1996 . . . General Studies major.

LOGAN BONNER #12

QB | 6-1 | 224 | Fr.-R | RS
Rowlett, Texas (Rowlett)



2016: Redshirted his true freshman season . . . A-State Athletics Director's Honor Roll member.

HIGH SCHOOL: Named District 11-6A MVP after completing 272-of-457 passes (60 percent) for 3,671 yards and 32 TDs with just eight interceptions as a senior, while also rushing for six TDs . . . Honorable mention selection on the 2015 Texas Associated Press Sports Editors Class 6A All-State Team . . . District 11-6A First Team choice as a junior when he completed 171-of-308 passes for 2,177 yards and 19 touchdowns . . . Named District 11-5A "Offensive Sophomore of the Year" in 2015 . . . Completed 211-of-357 pass attempts as a sophomore for 2,415 yards and 22 touchdowns . . . Rushed for 443 yards and eight touchdowns as a sophomore as well . . . Completed his three-year varsity career with 654 completions for 8,263 yards and 73 touchdowns . . . Rated as two-star recruit by Scout.com, Rivals.com, ESPN.com and 247Sports.com . . . Listed as the No. 86 pro-style quarterback in the nation by

247Sports.com . . . Ranked as the No. 56 pocket-passing quarterback in the nation by ESPN.com . . . Also recruited by schools such as Southern Miss, UTSA, Boise St., Oklahoma St. and Utah.

PERSONAL: Born Sept. 24, 1997.

CHRISTIAN BOOKER #13

WR | 5-11 | 174 | Sr. | 1L
Union, S.C. (Dodge City (Kan.) CC)



2016: Played in nine games, including two as a starter (vs. Louisiana-Lafayette, UCF) . . . Finished the season with 19 receptions for 194 yards . . . Caught a season-high six passes for 92 yards, both season highs, against Auburn . . . Hauled in a season-long 68 yard receptions against the Tigers as well . . . Posted at least one catch in seven games and multiple receptions in four outings, including five for 33 yards against ULL . . . A-State Athletics Director's Honor Roll member . . . Midyear signee who will be participated in A-State's 2016 spring camp.

DODGE CITY CC: Completed his two-year career at Dodge City with 80 receptions for 1,273 yards, which ranked fourth all-time at the school . . . Earned All-KJCCC Honorable Mention honors as a sophomore after recording 27 catches for 443 yards and three touchdowns . . . Posted 53 receptions for 830 yards and six touchdowns during his freshman campaign . . . Helped lead Dodge City to nine wins, a share of the Kansas Jayhawk Community College Conference (KJCCC) championship and a No. 11 ranking in the final 2015 NJCAA Poll . . . Standout receiver was part of the Conquistadors first league title since 1983, and the program's nine victories tied the school record.

HIGH SCHOOL: Attended Union County High School . . . Also recruited by schools such as Iowa State, South Alabama, Utah State and Southern Miss . . . Listed as a 3-star recruit by Scout, Rivals and 247 Sports . . . 18th-ranked junior college wide receiver in the nation by 247 Sports.

PERSONAL: Born Oct. 19, 1994 . . . General Studies major.

BOOKER'S CAREER RECEIVING STATISTICS

Yr.	No.	YDS	AVG.	TD	LG
2016	19	194	10.2	0	68
Totals	19	194	10.2	0	68

PLAYER PROFILES | 61

RED WOLVES FOOTBALL

AStateRedWolves.com

ARKANSAS STATE

Sun Belt Conference Champions | 2011 | 2012 | 2013 | 2015 | 2016

BRANDON BOWLING #82

WR | 5-9 | 174 | Fr.-R | RS
McKinney, Texas (Boyd)



2016: Redshirted his true freshman season.

HIGH SCHOOL: Three-year varsity letterman who earned first team All-District 6-6A recognition as both a senior and junior . . . Named the 2015 All-Collin County Utility Player of the Year . . . Caught 47 passes for 771 yards and seven touchdowns . . . Posted 20 rushing attempts for 83 yards . . . Fielded eight punts and returned three for 24 yards . . . Returned seven kickoffs for a 26-yard average, including a 99-yard touchdown . . . Ranked No. 92 on the Dallas Morning News' Sports-Day's 2016 "Top 100" recruits . . . Recorded 50 receptions for 550 yards and seven touchdowns as a junior, while also posting two interceptions at safety and a kick-off return for a touchdown . . . Helped lead McKinney Boyd to an 8-4 record in 2014 . . . Named to the All-Collin County Football Team as a return specialist his sophomore season . . . 2-star recruit by Rivals.com, Scout.com and 247Sports.com . . . Also recruited by teams such as Texas State and SMU.

PERSONAL: Born Sept. 17, 1997.

WILLIAM BRADLEY-KING #50

DE | 6-4 | 235 | Fr.-R | RS
Kansas City, Mo. (Hogan Prep)



2016: Redshirted and participated on the scout team . . . A-State Athletics Director's Honor Roll member.

HIGH SCHOOL: Earned Class 3A All-State recognition as a senior . . . Named to 2015 the All-Simone Team (KC Metro area award) . . . Member of the Blue-Grey All-American Game Watch List . . . Track and Field (discus throw) and wrestling team varsity letterman . . . 2-star recruit by Rivals.com and 247Sports.com . . . Ranked as the No. 28 player in the state of Missouri by 247Sports.com . . . Also recruited by schools such as Rutgers, Kansas St., Missouri and Kansas.

PERSONAL: Born Dec. 22, 1997.

DARVEON BROWN #17

WR | 5-11 | 177 | So.-RS | 1L
Warren, Ark. (Warren)



2016: Played in nine games, recording one rushing attempt for seven yards and one tackle against ULM.

2015: Redshirted & participated on the scout team.
HIGH SCHOOL: 3-star recruit by 247Sports, Rivals and ESPN . . . Ranked as the No. 90 wide receiver in the nation and the No. 11 player in the state of Arkansas by 247Sports . . . 2014 ArkansasVarsity.com First Team All-State selection . . . Ranked as the No. 8 recruit in the state of Arkansas by Hootens.com . . . Rated the No. 21 player in the state and No. 210 wide receiver in the nation by ESPN . . . Four-year starter for the Lumberjacks, who helped lead the team to a 4A state championship in 2014 and 4A state runner-up finish in 2013 . . . Recorded 36 catches for 593 yards and five touchdowns and ran 28 times for 219 yards and four touchdowns as a senior . . . 8-4A All-Conference as a sophomore, junior, and senior . . . Named to the Pine Bluff Commercial All-Southeast Arkansas team as a junior and senior . . . Earned 4A All-State honors after junior season.

PERSONAL: Born Sept. 28, 1995 . . . Sport Management major.

HOLDEN BYASSEE #59

LB | 6-1 | 226 | Fr.-R | RS
Cherry Valley, Ark. (Cross County)



2016: Redshirted his true freshman season and participated on the scout team.

HIGH SCHOOL: Attended Cross County High School . . . Started all 11 games at MLB . . . Recorded 180 total tackles and 115 solo tackles as a senior . . . Posted three sacks and forced four fumbles . . . Recorded 15 tackles for loss . . . Earned First Team All-Conference and First Team All-State . . . Helped lead his team to a Conference Championship.

PERSONAL: Born April 6, 1998 . . . Exercise Science major.

ARKANSAS STATE

GoDaddy Bowl 2012-15 | New Orleans Bowl 2015 | Cure Bowl 2016

BRANDON BYNER #28

CB | 5-11 | 173 | Sr. | 3L
Bessemer, Ala. (Bessemer City)



2016: Played in 12 games on special teams and in a reserve role at cornerback . . . Completed the season with 11 tackles (7 solo, 4 asst.), 2.0 tackles for loss of four yards and one pass break-up . . . Recorded a career-high five tackles against UCF in the Cure Bowl, also finishing the game with one of his two tackles for loss on the year . . . lone pass break-up came in A-State's bowl game as well . . . Recorded multiple tackles in one other game, three at Troy . . . Tallied at least one tackle in five outings.

2015: Played in 10 games on special teams and in a reserve role at cornerback, recording eight tackles (6 solo/2 assist) . . . Posted at least one tackle in five games and tallied a season-high three in the Red Wolves' victory over Missouri State . . . After playing running back as a true freshman in 2014, spent A-State's 2015 spring camp working as a defensive back . . . Athletic Director's Honor Roll and Sun Belt Conference Academic Honor Roll member.

2014: Played in 11 games on special teams and in a reserve role at running back . . . Finished the season with 26 rushing attempts for 68 yards and one touchdown . . . Long rush covered 15 yards . . . Rushed a season-high six times for 20 yards against Tennessee, and his 23 yards (on four carries) against Georgia State were a season best . . . Caught four passes for 38 yards, posting one reception in four different games . . . Long reception covered 12 yards . . . Scored his first career touchdown (run) against New Mexico State in the regular-season finale.

HIGH SCHOOL: Played on both sides of the ball in high school, playing multiple roles on the Bessemer City offense and cornerback on defense . . . Named the 2013 Birmingham News West Player of the Year, while also earning all-metro and all-state honors as a defensive back . . . With just 21 pass attempts thrown his direction, he collected two interceptions and 13 pass break-ups . . . Finished his senior season with 2,832 all-purpose yards and 19 touchdowns . . . Recorded 1,137 rushing yards and touchdowns . . . Posted 986 receiving yards and six touchdowns on 51 catches . . . Also tallied 799 yards and three touchdowns as return specialist . . . Helped BCHS to the second round of the Class 6A state playoff and to a 10-2 record in 2013.

PERSONAL: Born May 10, 1996 . . . Son of Barry and Toinetta Byner . . . Sister Brittney Wormley . . . Communication Studies major . . . Participated in A-State Athletics Study Abroad trip to London in the summer of 2017.

BYNER'S CAREER DEFENSIVE STATISTICS

Yr.	UT	AT	TOT	TFL	SACK	INT	PBU	FF	FR	BK
2014	0	0	0	0.0	0-0	0	0	0	0	0
2015	6	2	8	0.0-0	0-0	0	0	0	0	0
2016	7	4	11	2.0-4	0-0	0	1	0	0	0
Totals	13	6	19	2.0-4	0-0	0	1	0	0	0

JAVIER CARBONELL #87

DL | 6-2 | 297 | So.-R | 1L
Bentonville, Ark. (Bentonville)



2016: Played in one game (vs. TX St.) . . . Didn't record any statistics . . . Athletics Director's Honor Roll.

2015: Redshirted & participated on the scout team . . . Arkansas State Athletics Director's Honor Roll and Sun Belt Conference Academic Honor Roll member.

HIGH SCHOOL: 3-star recruit by Scout and 247Sports . . . Rated the No. 105 defensive tackle in the nation and No. 26 player in the state of Arkansas by 247Sports . . . Rated as the No. 3 defensive end in the state by Scout . . . The 6-2, 285-pound defensive lineman missed all of the 2015 after suffering a torn labrum in the fall camp before the start of his senior season . . . Despite the injury, he had several offers from several FBS schools and was a pivotal part of the Tigers run to the 2014 Arkansas Class 7A State Championship . . . While in high school he played on a 3-man front at the defensive end position and racked up all-conference and all-state honors after his junior campaign . . . Also recruited by schools such as Northern Illinois, Eastern Illinois and Louisiana-Monroe.

PERSONAL: Born Aug. 12, 1996 . . . Physical Education major.

CALEB CASTON #54

DE | 6-2 | 240 | Sr. | 3L
Pascagoula, Miss. (Pascagoula)



2016: Played in all 13 games, including two as a starter (vs. Toledo, Utah State) . . . Completed the season with 11 tackles, 3.0 tackles for loss of 13 yards and 2.0 sacks for 10 yards . . . Posted at least one tackle in 10 games and a season-high two in two different contests . . . Posted a season-high one tackle for loss in each of the final two games . . . Two sacks came in the last two games as well . . . A-State Athletics Director's Honor Roll member.

2015: Played in all 13 games, including one as a starter (vs. NMSU) . . . Ended the season with 12 tackles (6 solo/6 asst.), 2.0 tackles for loss of six yards, 0.5 sacks for loss of four yards, one fumble recovery, two quarterback hurries and one pass break-up . . . Recorded at least one tackle in seven games, including a career-high five against ULM . . . Also had 1.0 TFL against the Warhawks and 0.5 sacks . . . Sun Belt Conference Commissioner's List and A-State Athletics Director's Honor Roll member.

2014: Played in 11 games as a true freshman on

BOWL
GAMES

2016
2015
2014
2013
2012
2011
2005
1970
1969
1968
1954
1952 (2)
1951

PLAYER PROFILES | 63

ARKANSAS STATE

Sun Belt Conference Champions | 2011 | 2012 | 2013 | 2015 | 2016

special teams and in mostly a reserve role on the defensive line . . . Started one game (at Miami) . . . Finished the season with 11 tackles (six solo, 5 assists), 2.5 tackles for loss (of 15 yards) and 2.0 sacks for a loss of 14 yards . . . Also recovered one fumble versus Georgia State . . . Tallied at least one tackle in seven games, including a season-high four versus ULM . . . Posted at least a half-tackle for loss in three games with a career-high 1.0 in two outings . . . Both sacks came in different games.

HIGH SCHOOL: Three-year varsity starter at Pascagoula High School who helped lead the program to a 30-9 record over that span . . . Earned All-Region 4-5A honors as a senior after recording 53 tackles, 14 tackles for loss and three sacks . . . Earned a place on the Bernard Blackwell North-South Mississippi All-Star Game roster . . . Named the WLOX Defensive Player of the Year . . . Sun Herald's All-South Mississippi Team . . . Recorded 61 tackles and nine sacks as a junior, helping lead the Panthers to a Class 5A South title . . . Saw most action on defensive side of the ball, but also played some tight end . . . 59th-ranked player in the state of Mississippi by 247Sports.com.


PERSONAL: Born April 23, 1996 . . . Son of Donald and Jennifer Caston . . . One brother, Donald Caston Jr. . . . Exercise Science major . . . Participated in A-State Athletics' Study Abroad trip to London in the summer of 2017.

CASTON'S CAREER STATISTICS

Yr.	UT	AT	TOT	TFL	SACK	INT	PBU	FF	FR	BK
2014	6	5	11	2.5-15	2.0-14	0-0	0	0	1-0	0
2015	6	6	12	2.0-16	0.5-4	0-0	1	0	1-0	0
2016	3	8	11	3.0-13	2.0-10	0-0	0	0	0-0	0
Totals	15	19	34	7.5-44	4.5-28	0-0	1	0	2-0	0

TAJHEA CHAMBERS #32

LB | 6-2 | 246 | So.-RS | 1L
Gordon, Ga. (Tift County)



2016: Played in 10 games in a reserve role at linebacker and on special teams . . . Finished the season with 15 tackles (8 UA, 7 A) and one pass break-up . . . Recorded at least one tackle in five games and multiple stops in four outings, including a season-high six versus Louisiana-Monroe and four against New Mexico State . . . Only pass break-up was recorded against ULM . . . Phil Steele's Preseason 4th Team All-Sun Belt selection . . . A-State Athletics Director's Honor Roll.

2015: Started the first two games of the season as a true freshman at linebacker before suffering a season-ending injury in the second against Missouri . . . Received a medical redshirt . . . Posted eight tackles, 2.5 tackles for loss and 2.5 sacks for loss of 17 yards in the season opener against USC . . . Exited the Missouri game in the first half after posting two tackles . . . Sun Belt Conference Academic Honor Roll and Arkansas State Athletics Directors Honor Roll member.

HIGH SCHOOL: 3-star recruit by Scout and 247Sports . . . Rated the No. 6 quarterback in the state of Georgia and No. 106 quarterback in the nation by

Scout . . . Rated the No. 41 dual-threat quarterback in the nation by 247Sports . . . Four-year varsity letterman . . . Four-time all-region player and was selected to participate in the Rising Stars All-Star game in Georgia before the start of his senior season . . . Chambers has the ability to lineup at any skill position on the offensive side of the ball and has played multiple positions during his high school career . . . Began his freshman season as a wide receiver and then moved to quarterback at the start of his sophomore campaign . . . Also saw time on defense at the linebacker and safety positions . . . Also recruited by schools such as Troy.

PERSONAL: Born Aug. 17, 1997 . . . Son of Herbert and Tiffany Chambers . . . Sport Management major.

CHAMBERS' CAREER STATISTICS

Yr.	UT	AT	TOT	TFL	SACK	INT	PBU	FF	FR	BK
2015	6	4	10	2.5-17	2.5-17	0	0	0	0	0
2016	8	7	15	0-0	0-0	0	1	0	0	0
Totals	14	11	25	2.5-17	2.5-17	0	1	0	0	0

JARROD CHANDLER #31

DE | 6-2 | 225 | Jr.-RS | 2L
Barton, Ark. (Barton)



2016: Played in 10 games in a reserve role on the defensive line and on special teams . . . Completed the season with 14 tackles (15 solo, 9 asst.) and 2.0 tackles for loss of seven yards . . . Recorded at least one tackle in eight games and multiple stops in five outings, including a season-high three versus Central Arkansas . . . Season-high 1.0 tackle for loss against both ULM and Texas State.

2015: Played in 12 games in a reserve role on the DL and on special teams . . . Recorded 8 tackles (7 solo/1 asst.) and 1.0 tackles for loss of 5 yds . . . Posted one top 2 games and a season-high against 3 other opponents . . . TFL was tallied against Missouri St.

2014: Redshirted his true freshman season.

HIGH SCHOOL: 2013 Class 3A All-State selection . . . Chosen to the 2014 Arkansas Activities Association East All-Star football team . . . Farm Bureau Awards' Class 3A Defensive Player of the Year as a senior . . . Helped lead Barton to a 9-3 record and the second round of the Class 3A state playoffs . . . 16th-ranked player in the state of Arkansas by 247Sports.com . . . Also participated in basketball and track and field . . . Anchored the track team's 4x100 relay team.

PERSONAL: Born Dec. 31, 1995 . . . Nephew of former A-State defensive lineman and NFL player Jon Bradley, who was also a three-time All-Sun Belt Conference selection . . . Son of Arnold Chandler and Jozella Bradley . . . Siblings Autum, Kaylyn and K'Audrecya . . . Sport Management major.

CHANDLER'S CAREER STATISTICS

Yr.	UT	AT	TOT	TFL	SACK	INT	PBU	FF	FR	BK
2015	7	1	8	1.0-5	0-0	0	0	0	0	0
2016	5	9	14	2.0-7	0-0	0	0	0	0	0
Totals	12	10	22	3.0-12	0-0	0	0	0	0	0

ARKANSAS STATE

GoDaddy Bowl 2012-15 | New Orleans Bowl 2015 | Cure Bowl 2016

JUSTIN CLIFTON #10

DB | 6-0 | 206 | Jr. | 2L
Tupelo, Miss. (Tupelo)



2017: Jim Thorpe Award Watch List . . . Phil Steele's, Street & Smith's, Lindy's and Athlon Preseason First Team All-Sun Belt Conference . . . Phil Steele's No. 45 ranked "Top Draft Eligible Strong Safety" in the nation.

2016: Second Team All-Sun Belt Conference . . . College Sports Madness Sun Belt Conference Defensive Player of the Week (Nov. 20) . . . Played in all 13 games, including 11 as a starter . . . Recorded a career-high 87 tackles that were the second most on the team . . . Ranked 20th in the Sun Belt in tackles with 6.7 stops per game . . . Career-best 8.0 tackles for loss were the fifth most on the squad . . . Also recorded two interceptions and five pass break-ups, the second and fourth most on the team, respectively . . . Seven passes defended tied the 14th most in the Sun Belt . . . Recorded double-figure tackles in three games, including a career-high 12 against UCA, 11 versus Toledo and 10 against Texas St. . . Responsible for at least four tackles in every game and six or more in seven outings . . . Posted at least 1.0 tackles for loss in five games and had a season-best two in three contests . . . Both of his interceptions came against Troy, helping A-State knock off the nationally-ranked Trojans . . . Recorded a season-best two pass break-ups against Utah St.

2015: Played in the first 10 games of the season, including one start versus ULM, before suffering a season-ending injury . . . Recorded 29 tackles (20 solo/9 asst.), 5.5 tackles for loss of 27 yards, 2.0 sacks for loss of seven yards, one forced fumble, five quarterback hurries, one pass break-up and one interception he returned 37 yards for a touchdown in A-State's victory over South Alabama . . . Posted at least one tackle in every game played and had multiple stops in nine, including a season-high five against both ULM and Missouri State . . . All 5.5 TFL came in different games, as did his 2.0 sacks . . . Sun Belt Conference Academic Honor Roll and A-State Athletics Director's Honor Roll.

HIGH SCHOOL: 3-star recruit by ESPN, which also rates him as the No. 36 player in the state of Mississippi and the No. 130 linebacker in the nation . . . Rated as the No. 46 player in the state of Mississippi and the No. 177 outside linebacker in the nation by 247Sports . . . Four-year varsity letterman . . . A strong force for Tupelo High School over the past three seasons, Clifton quietly worked his into one of the state of Mississippi's best linebackers at the end of his senior campaign . . . Earned all-conference and all-state honors in class 6A and was the Defensive Player of the Year in his conference . . . Helped lead Tupelo to the Class 6A state championship and has displayed quickness and strength at football camps over his last two seasons . . . Honorary Scholar Distinction Award . . . Named to the Mississippi roster for the Mississippi-Alabama All-Star Classic . . . Also recruited by schools such as Louisiana-Lafayette, Middle Tennessee and Southern Mississippi.

PERSONAL: Born Oct. 9, 1996 . . . Son of Aretha

Nabors . . . Exercise Science major.

CLIFTON'S CAREER STATISTICS

Yr.	UT	AT	TOT	TFL	SACK	INT	PBU	FF	FR	BK
2015	20	9	29	5.5-27	2.0-7	1-37	1	1	0	0
2016	53	34	87	8.0-14	0-0	2-1	5	1	0	0
Totals	73	43	116	13.5-41	2.0-7	3-36	6	2	0	0

CARSON COATS #10

QB | 6-1 | 203 | So.-RS | SQ
Jonesboro, Ark. (Jonesboro)



2016: Did not play in any games . . . Participated on the scout team.

2015: Redshirted his true freshman season and participated on the scout team . . . Sun Belt Conference Commissioner's List, Arkansas State Athletics Directors Honor Roll, Arkansas State University Dean's List.

HIGH SCHOOL: Three-year varsity letterman . . . Team captain . . . Helped lead the Hurricanes to three straight semi-finals appearances in the playoffs . . . Twice named all-conference . . . Earned all-state recognition as a senior and named an all-star . . . 2014 Class 6A East Outstanding Player . . . Completed 65 percent of his passes for 2,150 yards and 21 touchdowns, while also rushing for 400 yards and five touchdowns his senior campaign . . . Varsity letterman on the soccer team . . . Student Council and Foreign Language Club . . . Class President.

PERSONAL: Born March 19, 1997 . . . Finance-Banking major.

CAMERON DAVIS #73

OL | 6-4 | 303 | So.-RS | 1L
Bryant, Ark. (Bryant)



2016: Played in two games in a reserve role on the offensive line . . . Helped lead A-State to 434 yards total offense versus ULM, and also saw action when the Red Wolves posted 305 yards total offense against Georgia State.

2015: Redshirted and participated on the scout team . . . A-State Athletics Director's Honor Roll and Sun Belt Conference Academic Honor Roll member.

HIGH SCHOOL: 3-star recruit by Scout and 247Sports . . . Rated as the No. 3 offensive tackle in the state and No. 165 offensive tackle in the nation by Scout . . . Rated as the No. 18 overall player in the state of Arkansas and No. 137 offensive tackle in the nation by 247Sports . . . The son of former NFL offensive lineman Isaac Davis, the younger Davis blossomed into one of the top offensive tackles in the state of Arkansas

BOWL GAMES
2016
2015
2014
2013
2012
2011
2005
1970
1969
1968
1954
1952 (2)
1951

PLAYER PROFILES | 65

RED WOLVES FOOTBALL

AStateRedWolves.com

ARKANSAS STATE

Sun Belt Conference Champions | 2011 | 2012 | 2013 | 2015 | 2016

... A Class 7A all-state and all-conference pick at offensive lineman, Davis has been ranked as the No. 3 lineman in the state of Arkansas by Scout and ranks at the 50th best at his position in the South region ... He was also named to the 2014 All-Arkansas Varsity Football team and had offers from four other Division I schools ... Also recruited by schools such as Louisiana Tech and Souther Mississippi, Louisiana-Monroe and Memphis.

PERSONAL: Born July 22, 1997 ... Son of Isaac Davis and Stephanie Gray ... Elementary Education major.

BJ EDMONDS #3

S | 6-0 | 202 | So. | 1L
Mobile, Ala. (St. Paul's Episcopal School)



2016: Played in 12 games as a true freshman in a reserve role at the safety position ... Recorded 31 tackles, the most among all freshmen (redshirt or true) on the team ... Responsible for 0.5 tackles for loss, two pass break-ups and one forced fumble ... Recorded at least one tackle in all but three games played ... Posted multiple stops in eight outings, including a season-high eight against ULM ... Tallied seven tackles, his second most of the season, versus New Mexico State ... Lone forced fumble on the year came at Auburn, while both of his pass break-ups came versus NMSU ... Recovered a blocked punt in the end zone for A-State's first points in the Cure Bowl ... A-State Athletics Director's Honor Roll.

HIGH SCHOOL: Played RB, LB and S for St. Paul's Episcopal HS, helping lead the Saints to a state championship his senior season ... Earned first team all-state honors on the defensive side of the ball, recording 107 tackles, five interceptions and four forced fumbles ... Rushed for 500 yards and 11 touchdowns as a running back ... Rated as a three-star recruit by Rivals.com, Scout.com and 247 Sports.com ... Also recruited by teams such as Cincinnati, Georgia Tech, Louisiana Tech, South Alabama and Western Kentucky ... No. 7 safety in the state, No. 54 safety in the south, No. 137 safety in the nation (Scout).

PERSONAL: Born Oct. 13, 1997.

EDMONDS' CAREER STATISTICS

Yr.	UT	AT	TOT	TFL	SACK	INT	PBU	FF	FR	BK
2016	11	20	31	0.5-1	0-0	0	2	1	0	0
Totals	11	20	31	0.5-1	0-0	0	2	1	0	0

KENDRICK EDWARDS #86

WR | 6-5 | 212 | Jr.-R | RS
Miami, Fla. (Arkansas)



2016: Sat out the 2016 season due to NCAA transfer rules ... Redshirted and participated on the scout team ... A-State Athletics Director's Honor Roll.

ARKANSAS: Participated in 11 games as a true freshman ... Tallied 70 yards on four receptions, one touchdown and a long reception of 28 yards ... vs. Nicholls (Sept. 6): Hauled in one reception for 24 yards in Arkansas' home-opening win ... vs. No. 6 Texas A&M (Sept. 27): Captured one catch for 28 yards ... vs. No. 10 Georgia (Oct. 18): Recorded first-career touchdown as a Razorback on a four-yard fade.

HIGH SCHOOL: Ranked as the No. 75 wide receiver in the nation by Scout.com ... A three-star prospect by Scout, ESPN and 247Sports.com ... The No. 92 wide receiver in the country and the No. 94 overall prospect from Florida according to 247Sports.com ... As a senior, made 20 catches for 300 yards and six touchdowns while also playing quarterback in the Vikings' Wing-T offense ... In 2012, Miami Norland won eight games, including a four-game win streak that led to the regional semifinals, and caught 30 passes for 534 yards and 11 touchdowns ... Caught 45 passes for 715 yards and 15 touchdowns for the Vikings' undefeated 5A state champion team in 2011 ... Played basketball and was an honor roll student while volunteering at Optimist Park and Sun Life Stadium ... Coached by Daryle Heidelberg ... Chose Arkansas over offers from Auburn, South Carolina, Louisville, Rutgers and Syracuse.

PERSONAL: Born on Sept. 23, 1994 ... Son of Kendrick Edwards and Unica Holder ... Communication Studies major.

TROY ELLIOTT #67

OL | 6-5 | 297 | So. | 1L
Flower Mound, Texas (Marcus)



2015: Played in eight games, including two as a starter (vs. South Alabama, ULM) ... Helped lead A-State to 4,932 yards total offense, the sixth most in school history for a single season ... Helped pass block for 21 passing TDs and 19 rushing TDs ... Part of offensive line that helped the squad average 27.3 points per game, which ranked fourth in the Sun Belt.

HIGH SCHOOL: Varsity letterman who earned All-District 6-6A recognition as a senior ... Named Marcus High School's Offensive Line MVP ... Part of an offensive line that paved the way for a team that averaged

RED WOLVES FOOTBALL

AStateRedWolves.com

ARKANSAS STATE

GoDaddy Bowl 2012-15 | New Orleans Bowl 2015 | Cure Bowl 2016

400.5 yards total offense per game, including 215.9 rushing and 184.6 passing yards per game . . . Also anchored the Marauders offensive line that helped the team average 34.6 points per game . . . 2-star recruit by Rivals.com, Scout.com and 247Sports.com . . . Also recruited by teams such as Baylor, Clemson, Kansas St., Oklahoma and TCU.

PERSONAL: Born Oct. 6, 1997.

TRENT ELLIS-BREWER #26

DB | 6-2 | 212 | So. | 1L
Daphne, Ala. (Daphne)



2017: Phil Steele's Preseason Third Team All-Sun Belt Conference.

2016: Played in all 13 games at the nickelback position and on special teams . . . Started two games (vs. Georgia Southern, South Alabama) . . . Finished the season with 22 tackles, 4.0 tackles for loss of 15 yards, 2.0 sacks for loss of 11 yards and one pass break-up . . . Posted at least one tackle in eight games and multiple stops in five, including a season-high seven against Georgia Southern . . . Also recorded six tackles, his second most of the year, and a season-best 2.0 tackles for loss against Central Arkansas . . . Posted one sack against UCA and also against ULM . . . A-State Athletics Director's Honor Roll member.

HIGH SCHOOL: Recorded 44 solo tackles his senior season . . . 63 total tackles . . . Averaged 10.5 tackles per game . . . Forced one fumble and had two interceptions . . . Helped lead his team to a state playoff berth . . . Help led lead Daphne to its 18th consecutive playoff appearance . . . Named All-Coastal Alabama and all-county in 2015 . . . 2-star recruit by Scout.com, 247Sports.com and Rivals.com . . . Ranked as the No. 102 player in the state of Alabama by 247Sports.com . . . Also recruited by teams such as Alabama, Auburn, Florida St., North Carolina St., USA and West Virginia.

PERSONAL: Born Feb. 12, 1998.

ELLIS-BREWER'S CAREER STATISTICS

Yr.	UT	AT	TOT	TFL	SACK	INT	PBU	FF	FR	BK
2016	8	14	22	4.0-15	2.0-11	0	1	0	0	0
Totals	8	14	22	4.0-15	2.0-11	0	1	0	0	0

DAJON EMORY #31

DE | 6-3 | 253 | Jr.-R | RS
Bridgeville, Del. (Lackawanna (Pa.) College)



2016: Redshirted and participated on the scout team.

LACKAWANNA COLLEGE: Helped lead Lack-

awanna to an 8-2 record and No. 12 national ranking in the final NJCAA poll in 2015 . . . Recorded 23 tackles, 5.5 sacks and 13 tackles for loss of 67 yards as a sophomore last season . . . Also recruited by teams such as Georgia Southern, Southern Miss and Idaho.

HIGH SCHOOL: Prior to his time at Lackawanna, Emory was a varsity letterman for the Woodbridge High School football team.

PERSONAL: Born Sept. 22, 1995 . . . General Studies major.

DAMON FONCHAM #99

P | 5-8 | 196 | So.-RS | 1L
Plano, Texas (Plano West)



2016: Took over as A-State's regular punter at the start of his redshirt freshman season . . . Played in all 13 games . . . Punted 77 times for 3026 yards and a 39.3 average . . . Recorded nine punts of at least 50 yards, including a long of 62 at Texas State in the regular-season finale . . . Placed 21 punts inside the opponent's 20-yard line, which ranked as the fifth most in the Sun Belt Conference . . . Best single-game average of 48.1 yards per attempt came at Georgia State (7 punts for 337 yards) . . . Punted 12 times for 464 yards against UCF -- both season highs . . . Tied his season-high with three punts inside the 20 during the UCF game as well . . . Also had three inside the 20 vs. Georgia State, the same game he had a season-high three punts travel at least 50 yards . . . 39.3 average ranked 10th in the Sun Belt, although his 77 attempts were the most in the league.

2015: Redshirted his true freshman season . . . Sun Belt Conference Academic Honor Roll and A-State Athletics Director's Honor Roll member.

HIGH SCHOOL: Three-year varsity letterman who helped lead Plano West to the state championship in 2012 . . . Earned First Team All-District 6-6A and second team all-county honors as a senior after recording 35 punts with a 35.9 average and long punt of 68 yards.

PERSONAL: Born Oct. 17, 1996 . . . Exercise Science major.

FONCHAM'S CAREER STATISTICS

Yr.	No.	YDS	AVG	LG	TB	FC	i20	50+	BK
2016	77	3026	39.3	62	3	21	21	9	0
Totals	77	3026	39.3	62	3	21	21	9	0

BOWL GAMES
2016
2015
2014
2013
2012
2011
2005
1970
1969
1968
1954
1952 (2)
1951

PLAYER PROFILES | 67

RED WOLVES FOOTBALL

AStateRedWolves.com

JAMAL FONTENOT #72

OL | 6-4 | 302 | Jr.-RS | 1L
Beaumont, Texas (Kilgore (TX) College)



2016: Played in one game vs. Louisiana-Monroe . . . Behind Fontenot and the offensive line, the Red Wolves recorded 434 yards total offense and scored a season-high 51 points against the Warhawks . . . A-State Athletics Director's Honor Roll member.

2015: Redshirted the 2015 season . . . Sun Belt Conference Academic Honor Roll and A-State Athletics Director's Honor Roll.


KILGORE: Transferred to A-State from Kilgore College, where he helped lead the Rangers to a 7-3 overall record, 4-2 mark in the Southwest Junior College Football Conference and No. 16 national ranking in the final NJCAA poll in 2014 . . . The Rangers averaged 472.6 yards per game, which ranked 10th in the nation . . . Kilgore also ranked among the top 22 teams in the nation in both passing and rushing offense . . . Also recruited by teams such as Louisiana Tech and Louisiana-Monroe,

HIGH SCHOOL: Prior to his time at Kilgore, he was a varsity letterman for the Beaumont Central High School football team and earned All-District 20-4A recognition as a senior.

PERSONAL: Born June 14, 1996 . . . Sport Management major.

DALTON FORD #75

OL | 6-4 | 307 | So.-RS | 1L
Webb City, Mo. (Webb City)



2016: Played in two games in a reserve role (at Auburn, vs. Louisiana-Monroe) . . . Behind Ford and the offensive line, A-State recorded 326 yards total offense vs Auburn . . . He helped lead the Red Wolves to 434 yards total offense and a season-high 51 points against the Warhawks.

2015: Redshirted & participated on the scout team.

HIGH SCHOOL: 3-star recruit by Scout and 247Sports . . . Rated the No. 3 offensive tackle in the state of Missouri and No. 128 offensive tackle in the nation by Scout . . . Rated the No. 25 overall player in the state of Missouri by 247Sports . . . Missouri Class 4A First Team All-State selection . . . An offensive lineman for one of the most successful football programs in Missouri history, Ford was anchor for a Webb City High School team that has won five straight class 4A state championships . . . Webb City was ranked as the 11th best team in the nation by USA Today and also gar-

nered a No. 5 ranking from MaxPreps.com in the Midwest Region . . . Webb City rushed for 4,372 yards this past season and averaged 312.3 yards per game on the ground . . . The team held a 7.3 yards per rush average and averaged 391.5 yards of total offense per game . . . Also recruited by schools such as Syracuse, Illinois, Texas State, Florida Atlantic and Georgia State.

PERSONAL: Born Oct. 23, 1996 . . . Communication Studies major.

BEN GALLAGHER #46

LB | 6-0 | 227 | Sr.-RS | 2L
Germantown, Tenn. (Christian Brothers)



2016: Played in 11 games in a reserve role at line-backer and on special teams . . . Did not record any statistics.

2015: Played in nine games in a reserve role at line-backer and on special teams . . . Recorded three tackles, including a season-high two against Missouri State.

2014: Did not play in any games and participated on the scout team.

2013: Redshirted and participated on the scout team.

HIGH SCHOOL: Four-year varsity letterman . . . Played both quarterback and wide receiver, earning all-conference honors as both a junior and senior . . . Tabbed district's player of the week three times during his senior campaign . . . Threw for over 1,500 yards and rushed for over 500 as a junior and senior . . . Recorded 21 passing touchdowns and rushed for six more as senior . . . Team Captain his junior and senior seasons . . . Member of the Spanish Club.

PERSONAL: Born Feb. 9, 1994 . . . Son of Scott and Pamela Gallagher . . . One older brother, Zach, and younger sister, Gracey . . . Communication Studies major.

JUSTICE HANSEN #15

QB | 6-4 | 207 | Jr.-RS | 1L
Edmond, Okla. (Butler (Kan. CC))



2017: Phil Steele's Preseason Fourth Team All-Sun Belt Conference . . . Phil Steele's No. 43 ranked "Top NFL Draft Eligible Quarterback" in the nation.

2016: Honorable Mention All-Sun Belt Conference selection . . . Two-time Sun Belt Conference Offensive Player of the Week (Oct. 10 and Oct. 31) . . . Manning Award Star of the Week (Oct. 31) . . . College Sports Madness Sun Belt Conference Offensive Player of the Week (Oct. 30) . . . Led A-State to an 8-2 record as a

starter, including a victory over UCF in the Cure Bowl . . . Led A-State and ranked sixth in the Sun Belt Conference in total offense with 219.2 yards per game, which was the 10th highest in school history . . . Posted 2,850 yards total offense that ranked seventh in school history . . . Ended the season with 197 completions for 2,719 yards and 19 touchdowns . . . Recorded a 57.9 completion percentage (197-340) that was the 10th highest in A-State history . . . 19 passing touchdowns tied the fourth most in school history while tying the second most by a Sun Belt player and ranking 49th in the nation during the 2016 season . . . 197 completions were the sixth most ever by an A-State player and ranked tied for seventh in the SBC in 2016 . . . Averaged 8.0 yards per attempt, ranking first in the Sun Belt and 31st in the nation . . . 13.8 yards per completion led the Sun Belt and ranked 20th in the nation . . . 2,719 passing yards were the sixth most in Arkansas State history and were the third most by a Sun Belt player during the 2016 season, while also ranking 49th in the nation . . . Ran for 131 yards and a touchdown . . . Compiled a 138.9 pass efficiency rating that ranked second in the Sun Belt and 45th in the nation . . . Threw for at least 200 yards in seven games, all coming over A-State's last 10 contests . . . Passed for a season-high 393 yards against Louisiana-Lafayette, which was the sixth most in school history . . . Eclipsed 300 yards passing against Louisiana-Monroe as well, finishing the game with 303 . . . Recorded at least on passing touchdown in nine games, including the last five games of the season . . . Posted a season-high four passing touchdowns against Louisiana-Monroe that tied the fourth most in school history . . . Threw three touchdown passes against Central Arkansas and UCF in the Cure Bowl . . . Completed a season-high 35 passes against the Ragin' Cajuns, the third most ever by an A-State player . . . Also recorded a career-best 440 yards total offense versus Louisiana-Lafayette, which was the fourth most in school history.

BUTLER COMMUNITY COLLEGE: Played in nine games as a redshirt freshman in 2015, earning honorable mention All-Kansas Jayhawk Community College (KJCCC) honors after helping lead Butler to a 9-2 overall record, a KJCCC championship and No. 5 ranking in the final NJCAA poll . . . Completed 163-of-211 pass attempts (77.3 percent) for 1,694 yards and 12 touchdowns while throwing just two interceptions . . . Also rank for 226 yards and four touchdowns . . . Recorded multiple touchdown passes in three games, including a career-high four in a 52-28 victory over Hutchinson . . . Posted four 200-yard passing games, including a career-high 295 yards in a 42-39 win over Coffeyville . . . Three-star recruit by Rivals, 247Sports and Scout . . . Scout listed him as the No. 34 junior college recruit in the nation, while 247Sports ranks him as the No. 2 junior college quarterback . . . Also recruited by teams such as Iowa State, Arizona State, Auburn and Missouri.

OKLAHOMA: Redshirted the 2014 season at Oklahoma after originally signing with Sooners as a four-star recruit by ESPN.com, Rivals.com, 247Sports.com and Scout.com coming out of Santa Fe High School in Edmond, Okla.

HIGH SCHOOL: Threw for 966 yards and eight touchdowns as a senior in high school before missing the last three games due to an ankle injury . . . Passed for 3,079 yards and 36 touchdowns with nine interceptions as a junior . . . Played in the Under Armour All-American game . . . No. 4 player in Oklahoma (Rivals.com) . . . No. 6 quarterback (Rivals.com) . . . No.

4 player in Oklahoma (247sports.com) . . . No. 4 quarterback (247sports.com) . . . No. 16 quarterback (Scout.com) . . . No. 5 quarterback (ESPN.com) . . . No. 2 player in Oklahoma (ESPN.com) . . . No. 100 in ESPN300 . . . Also offered by Auburn, Kansas State, Ole Miss, Missouri and Texas A&M coming out of high school.

PERSONAL: General Studies major.

HANSEN'S CAREER PASSING STATISTICS

Yr.	COMP	ATT	INT	PCT.	YDS	TD	LG
2016	197	340	8	57.9	2,719	19	75
Totals	197	340	8	57.9	2,719	19	75

HANSEN'S CAREER RUSHING STATISTICS

Yr.	ATT	YDS	AVG.	TD	LG
2016	79	131	1.7	1	23
Totals	79	131	1.7	1	23

T.J. HARRIS #52

DE | 6-2 | 235 | So.-RS | 1L
Tulsa, Okla. (Booker T. Washington)



2016: Played in six games in a reserve role on the defensive line and on special teams . . . Recorded three tackles and 1.0 tackle for loss . . . All three tackles came in different games and his lone TFL was recorded against Texas State . . . A-State Athletics Director's Honor Roll member.

2015: Redshirted the 2015 season . . . Sun Belt Conference Commissioner's List, A-State Athletics Directors Honor Roll and Arkansas State University Chancellor's List member.

HIGH SCHOOL: Rated as the 30th best player in the state of Oklahoma by The Oklahoman's Super 30 recruiting rankings . . . Four-year varsity letterman . . . Recorded 68 tackles, 22 tackles for loss, 13 sacks, 4 forced fumbles and 2 fumbles recovered as a senior . . . Earned All-America, all-state and all-district recognition following his senior campaign . . . Earned four MaxPreps.com Defensive Player of the Game awards in 2014, including three games where he registered at least two sacks and one game where he finished with 11 tackles, one forced fumble and one fumble recovery . . . Responsible for 54 tackles and eight sacks as a junior . . . Honor roll member at his high school . . . President of Men of Power . . . Also recruited by schools such as Kansas State, Missouri, Arizona State, San Diego State and New Mexico.

PERSONAL: Born June 27, 1997 . . . Son of Tyrone and Shonna Harris . . . Exercise Science major.

ARKANSAS STATE

Sun Belt Conference Champions | 2011 | 2012 | 2013 | 2015 | 2016

KLINT HARVEY #71

OL | 6-6 | 330 | So.-RS | SQ
Corning, Ark. (Arkansas)



2016: Did not play in any games.

ARKANSAS: Preferred walk on during the 2015 season . . . Did not play in any games.

HIGH SCHOOL: Attended Corning High School in Corning, Ark. . . . 2013 and 2014 Arkansas Activities Association Class 3A All-State.

PERSONAL: Born April 19, 1996 . . . Communication Studies major.

KATON HILL #25

RB | 5-10 | 209 | Sr.-RS | 1L
Jonesboro, Ark. (Jonesboro)



2016: Saw action vs. ULM, playing on special teams . . . A-State Athletics Director's Honor Roll member.

2015: Did not play in any games and participated on the scout team . . . Sun Belt Conference Commissioner's List, A-State Athletics Director's Honor Roll and Arkansas State University Dean's List member.

2014: A walk-on transfer from Harding (Searcy, Ark.) to A-State, redshirted and participated on the scout team . . . AD's Honor Roll . . . Dean's List member.

HARDING: Played linebacker at Harding, redshirting the 2013 season.

HIGH SCHOOL: Three-year varsity football letterman . . . Played senior season at Jonesboro HS and sophomore and junior seasons at Cross County HS . . . All-conference choice his senior season when he posted 78 tackles, 7.0 tackles for loss, 5.0 sacks, one forced fumble and one fumble recovery . . . Posted a season-high nine tackles against Searcy . . . Helped lead JHS to a 10-3 record and the state semifinals of the playoffs . . . Played running back and linebacker at Cross County . . . Scholar student who graduated Cum Laude with a 3.85 GPA . . . Beta Club member.

PERSONAL: Born May 31, 1995 . . . Son of Donell and Mildred Hill . . . Two sisters, Capetice Walker and Adelia Jones . . . Majoring in Sports Management and minoring in Business . . . Cousin to NFL running back DeAngelo Williams . . . Earned his bachelor's degree in Sport Management in May of 2017.

JONAH HILL #88

TE | 6-3 | 242 | Sr.-RS | 3L
Springfield, Mo. (Hillcrest)



2016: Played in 10 games, including one as a starter (vs. Georgia Southern) . . . Did not record any stats . . . A-State Athletics Director's Honor Roll member.

2015: Played in 10 games . . . Did not record any stats . . . After moving from tight end to defensive line during A-State's 2014 spring camp, moved back to tight end during the Red Wolves' 2015 spring camp.

2014: Played in the first two games of the season against Montana State and Tennessee before suffering a season-ending injury . . . Posted one solo tackle during the season opener against Montana State . . . Recruited as a tight end, but moved to the defensive line during A-State's 2014 spring camp.

2013: Redshirted and participated on the scout team . . . Athletics Director's Honor Roll member . . . Sun Belt Conference Academic Honor Roll member.

HIGH SCHOOL: Played quarterback, tight end and deep snapper during his high school career . . . Passed for 1,872 yards and 11 touchdowns, while also rushing for 818 yards on 167 attempts with 15 touchdowns at quarterback to help lead Hillcrest to a 10-2 record and co-Ozark Conference championship in 2012 . . . Named to the 2012 *Springfield News-Leader* All-Ozarks Team . . . Recorded 693 receiving yards and seven touchdowns on 39 receptions as a junior . . . Ranked as one of the top 150 tight ends in the nation.

PERSONAL: Born June 6, 1995 . . . Son of Richard and Kristin Hill . . . Exercise Science major.

JAVONIS ISAAC #81

TE | 6-2 | 217 | Fr.-R | RS
Lafayette, La. (Acadiana)



2016: Redshirted his true freshman season and participated on the scout team.

HIGH SCHOOL: Played both tight end and defensive end while helping lead Acadiana High School to Class 5A state championships as sophomore and junior . . . Acadiana advanced to the second round of the state playoffs Isaac's senior season . . . Earned 3-5A All-District recognition as a second team selection in 2015 after recording 14 receptions for 192 yards and three touchdowns . . . Caught four touchdown passes as a sophomore . . . Recorded eight sacks during his junior campaign . . . Named to KTCJ-TV's "Super 16" Team as a senior . . . Rated as a 2-star recruit by Scout.com, Rivals.com and 247Sports.com . . . Also re-

ARKANSAS STATE

GoDaddy Bowl 2012-15 | New Orleans Bowl 2015 | Cure Bowl 2016

cruited by teams such as Colorado State, Kansas State, Louisiana Tech, Louisiana-Lafayette, Purdue and Southern Miss.

AVERY JOHNSON #37

TE | 6-2 | 233 | So.-RS | 1L
Hardy, Ark. (Highland)



2016: Played in 10 games in a reserve role at tight end and on special teams . . . Recorded five tackles, including a season-high three against UCF in the Cure Bowl . . . Also posted his lone forced fumble in the bowl game . . . All five tackles came over A-State's last three games of the season . . . A-State Athletics Director's Honor Roll member.

2015: Redshirted and participated on the scout team . . . A-State Athletics Director's Honor Roll member and Sun Belt Conference Commissioner's List.

HIGH SCHOOL: 3-star recruit by 247Sports rated as the No. 31 player in the state of Arkansas and the No. 134 safety in the nation . . . 3-star recruit by ESPN, which lists Johnson as the No. 20 player in the state and No. 203 wide receiver in the nation . . . Four year varsity letterman who earned all-conference honors three times and all-state recognition twice . . . Holds three school records . . . Played at Highland High School and helped lead the team to a 7-4 record and appearance in the 4A state playoffs . . . Also helped teams to the 4A state playoffs as a junior and 3A state playoffs as a sophomore . . . Played a multitude of positions on offense including quarterback, running back, and wide receiver, while also playing safety on defense . . . All-state track and field choice three times who was state champion in high jump and long jump . . . Named an all-state basketball player once and all-conference three times in the sport . . . Also recruited by teams such as Southern Miss.

PERSONAL: Born Nov. 19, 1996 . . . Son of Blane and Suzette Johnson . . . Exercise Science major.

MARK JOHNSON #35

DB | 6-2 | 182 | Sr.-RS | 2L
Prescott, Ark. (Prescott)



2016: Played in 12 games in a reserve role at safety and on special teams . . . Finished the year with six tackles and one interception returned for 16 yards . . . All six stops came in different games and his first career interception was posted against Louisiana-Monroe . . . A-State Athletics Director's Honor Roll member.

2015: Did not play in any games . . . Sun Belt Con-

ference Academic Honor Roll and A-State Athletics Director's Honor Roll member.

2014: Played in six games in a reserve role in the defensive backfield and on special teams . . . Finished the season with three tackles (all solo) . . . All three tackles came in different games against South Alabama, Appalachian State and Texas State . . . Athletic Director's Honor Roll member.

2013: Redshirted and participated on the scout team.

HIGH SCHOOL: Played both defensive end and wide receiver during his senior campaign . . . Recorded 90 tackles, 12 tackles for loss, 10.5 sacks, three forced fumbles and one fumble recovery as a senior, earning all-state recognition . . . Helped lead Prescott to a 10-3 record and quarterfinals appearance in the state playoffs . . . Posted 83 tackles and 7.5 sacks as a junior, earning all-district honors . . . Helped lead the Curley Wolves to a 13-1 record and Conference 6-3A title in 2011 . . . Rated as the No. 16 player in the state of Arkansas . . . Competed in track and posted a top time of 22.40 in the 200m dash.

PERSONAL: Born April 4, 1995 . . . Son of Kelly Johnson . . . Health Promotions major.

JAELYN JONES #44

S | 6-1 | 195 | Fr.-R | RS
Bryant, Ark. (Bryant)



2016: Redshirted the 2016 season while participating on the scout team.

HIGH SCHOOL: Attended Bryant HS in Bryant, Ark. . . . Started every game at FS . . . Recorded 35 solo tackles and 69 total tackles as a senior . . . Averaged 6.9 tackles per game and 3.0 tackles for loss . . . Finished the season with four interceptions and one caused fumble . . . Helped to lead his team to a 9-3 record and a berth in the playoffs.

PERSONAL: Born Nov. 23, 1997 . . . Exercise Science major.

JAMAL JONES #3

RB | 5-9 | 183 | So.-RS | 1L
Memphis, Tenn. (Trezevant)



2016: Saw action in two games as a reserve running back . . . Posted three rushing attempts for -1 yards . . . Ran for six yards on two carries against New Mexico State, but lost seven yards on one attempt against Texas State . . . A-State Athletics Director's Honor Roll member.

BOWL
GAMES

2016
2015
2014
2013
2012
2011
2005
1970
1969
1968
1954
1952 (2)
1951

PLAYER PROFILES | 71

RED WOLVES FOOTBALL

AStateRedWolves.com

ARKANSAS STATE

Sun Belt Conference Champions | 2011 | 2012 | 2013 | 2015 | 2016

2015: Redshirted his true freshman season.

HIGH SCHOOL: 3-star recruit by 247Sports, Rivals and ESPN . . . Rated as the No. 44 and No. 55 player in the state by ESPN and 247Sports, respectively . . . 247Sports lists Jones as the No. 46 all-purpose back in the nation, while ESPN lists him as the No. 180 running back in the nation . . . Named an all-state selection by the Tennessee Sports Writers Association following his senior campaign . . . A two-way player, Jones developed into one of state of Tennessee's best running backs after bursting onto the scene with 1,200 yards in his sophomore season . . . The trend continued as Jones topped the 1,000-yard plateau in each of his next two seasons . . . Also spent time at linebacker and safety in high school . . . Also recruited by schools such as Louisville and Georgia State.

PERSONAL: Born Nov. 30, 1996 . . . Communication Studies major.

KHARI LAIN #9

LB | 5-10 | 196 | Sr. | 3L
Tyrone, Ga. (Sandy Creek)



2016: Played in all 13 games in a reserve role and on special teams . . . Recorded 32 tackles, the most on the team among all players who didn't start any games . . . Responsible for 12 solo tackles and 20 assisted, while also posting 0.5 tackles for loss of one yard . . . Tallied at least one tackle in eight games and had multiple stops in seven outings, including a season-high eight against both Auburn and Louisiana-Monroe . . . Preseason Second Team All-Sun Belt Conference . . . Phil Steele's Second Team Preseason All-Sun Belt . . . College Sports Madness Preseason All-Sun Belt . . . Athlon Sports Fourth Team Preseason All-Sun Belt.

2015: Honorable Mention All-Sun Belt Conference . . . Played in all 13 games, including 11 as a starter . . . Posted a career-high and team-leading 81 tackles while ranking tied for 20th in the Sun Belt with 6.2 stops per game . . . Recorded eight tackles for loss, which were the second most on the team and tied for the 17th most in the Sun Belt . . . Finished the season with his first two career sacks, both posted against Georgia State . . . Also recovered one fumble and returned his only interception 44 yards for a touchdown against Missouri State . . . Tallied two pass break-ups . . . Named the College Sports Madness Sun Belt Conference Defensive Player of the Week (Nov. 15) after recording 11 tackles in a victory over ULM . . . Collected a career-high 12 tackles against Missouri and also finished the Toledo game with nine stops . . . Recorded multiple tackles in every game and had seven or more in seven contests.

2014: Played in 12 games as a true freshman, recording six tackles (4 solo, 2 assist) . . . Recorded a season-high two tackles against both Montana State and Louisiana-Monroe, while posting one stop against Miami and Louisiana-Lafayette . . . Athletic Director's Honor Roll member.

HIGH SCHOOL: 3-star recruit and ranked as the No.

125 outside linebacker in the nation by Scout.com . . . Rated as 3-star recruit in 247Sports.com's composite rankings . . . Fayette County News All-County Team as a senior . . . Recorded 77 tackles as a senior . . . Earned Class 4A Preseason All-State recognition by the GHSF Daily . . . 2012 Georgia Sports Writers Association First Team All-State selection in Class 4A . . . Sandy Creek Class Officer (vice president) as a senior . . . Helped lead SCHS to an 11-1-1 record, including a 7-0 region record, in 2013 . . . Recorded 99 tackles, including 13 for loss, as a junior . . . As a junior, helped lead SCHS to an unblemished 15-0 record and Class 4A state title.

PERSONAL: Born Jan. 30, 1995 . . . Son of Shaun and Sannon Lain . . . Communication Studies major.

LAIN'S CAREER STATISTICS

Yr.	UT	AT	TOT	TFL	SACK	INT	PBU	FF	FR	BK
2014	4	2	6	0-0	0-0	0-0	0	0	0-0	0
2015	52	29	81	8.0-22	2.0-9	1-44	2	0	1-0	0
2016	12	20	32	0.5-1	0-0	0-0	0	0	0-0	0
Totals	68	51	119	8.5-23	2.0-9	1-44	2	0	1-0	0

DEE LINER #25

DL | 6-3 | 325 | Sr.-RS | 1L
Muscle Shoals, Ala. (Alabama)



2017: Phil Steele's First Team and Athlon Second Team Preseason Team All-Sun Belt Conference . . . Phil Steele's No. 40 ranked "Top NFL Draft Eligible Defensive Tackle" in the nation.

2016: Played in all 13 games, including four games as a starter . . . Recorded 34 tackles, which were the second most on the team among interior defensive linemen . . . Posted 8.5 tackles for loss, the fourth most on the squad . . . Also responsible for one sack . . . Came up with at least one tackle in every game and had multiple stops in 10 contests, including a season-high six against Georgia Southern . . . Posted five tackles, including 1.5 for loss, against Louisiana-Monroe . . . Finished the UCA game with four tackles and one tackle for loss . . . Tallied a season-high 2.0 tackles for loss of 11 yards in the Cure Bowl against UCF . . . Phil Steele's and Athlon Sports First Team Preseason All-Sun Belt Conference . . . Yahoo Sports preseason top-15 "Impact Transfer" . . . A-State Athletics Director's Honor Roll.

2015: Sat out and redshirted the 2015 season due to NCAA transfer rules.

ALABAMA: Played in three games as a sophomore in 2014 at Alabama, recording one tackle against Western Carolina . . . Played in one game at Alabama in 2013 as a true freshman (versus Tennessee), recording two tackles with one solo stop.

HIGH SCHOOL: Prior to signing at Alabama, was one of the elite defensive line prospects in the 2013 signing class at Muscle Shoals High School . . . Member of the first team 2012 All-USA Football Team, chosen by USA Today . . . Participated in the 2013 Under Armour All-America Game . . . ESPN rated him the No. 4 defensive tackle in the nation and ranked him 26th in

ARKANSAS STATE

GoDaddy Bowl 2012-15 | New Orleans Bowl 2015 | Cure Bowl 2016

the ESPN 150 . . . Second in the state by ESPN and 14th in the Southeast region . . . Tom Lemming of MaxPreps listed him the nation's No. 21 overall player, a five-star prospect and the No. 3 defensive tackle . . . No. 7 strongside defensive end by Rivals.com and ranked 61st in the Rivals100 . . . No. 3 player in the state of Alabama by Rivals.com . . . Listed as the No. 8 defensive tackle by Scout.com and No. 48 in the Scout 300 . . . Sporting News No. 55 player in the nation . . . 247Sports.com ranked him 112th in the Top247, No. 10 defensive tackle and the No. 7 player in the state . . . No. 46 nationally and the No. 4 defensive tackle in the 247Composite . . . First team medium school All-American as a defensive lineman by MaxPreps and a second team selection on the overall All-American team . . . 5A All-State selection by the Alabama Sports Writers Association . . . recorded 76 tackles with 18 tackles for loss as a senior at Muscle Shoals High School, where he was coached by Scott Basden . . . Made 83 tackles with 17 sacks as a junior in 2011 while also breaking up two passes, forcing five fumbles and recovering two fumbles - one for a touchdown . . . Registered 81 stops with six sacks in 2010 . . . Finished his high school career with over 200 tackles, 68 tackles for loss and 32 sacks . . . Picked Alabama over Auburn, Georgia, Miami, Southern California, Tennessee and Arkansas.

PERSONAL: Born Oct. 29, 1993 . . . Earned his degree in General Studies in May of 2017.

LINER'S CAREER STATISTICS

Yr.	UT	AT	TOT	TFL	SACK	INT	PBU	FF	FR	BK
2016	11	23	34	8.5-27	1.0-2	0	0	0	0	0
Totals	11	23	34	8.5-27	1.0-2	0	0	0	0	0

KIRK LOUIS #51

LB | 6-2 | 229 | So.-RS | 1L
Baton Rouge, La. (McKinley)



2016: Played in nine games in a reserve role at linebacker and on special teams . . . Recorded two tackles, including one versus UCA and one against New Mexico State . . . Also responsible for a fumble recovery against UCF in the Cure Bowl . . . A-State Athletics Director's Honor Roll member.

2015: Redshirted and participated on the scout team . . . Sun Belt Conference Academic Honor Roll and A-State Athletics Directors Honor Roll.

HIGH SCHOOL: 3-star recruit by 247Sports, which lists Louis as the No. 77 player in the state of Louisiana and No. 52 inside linebacker in the nation . . . Four-year varsity letterman . . . Started at defensive end as a sophomore before moving to linebacker as a junior . . . NOLA.com Preseason All-Large School Team as a senior . . . Earned First Team All-District 5-5A honors as a senior after recording 115 tackles, five pass break-ups and four sacks . . . Posted 105 tackles, four sacks, three forced fumbles, and a fumble recovery as a junior while playing both outside and inside linebacker and earning honorable mention all-district recognition . . . Also recruited by schools such as Tulane, Navy and Yale.

PERSONAL: Born July 21, 1997 . . . Son of Kirk and

Erica Louis . . . Sport Management major.

BLAKE MACK #16

TE | 6-3 | 245 | Sr. | 3L
Lonoke, Ark. (Lonoke)



2017: John Mackey Award Watch List . . . Athlon, Lindy's, Street & Smith's, Phil Steele's and Southern-PigSkin.com Preseason First Team All-Sun Belt Conference . . . Lindy's "Top 10 NFL Talent" (No. 10) in the Sun Belt Conference . . . Phil Steele's No. 27 ranked "Top NFL Draft Eligible Tight End" in the nation . . . College Gridiron Showcase 2018 NFL Draft Watch List.

2016: Second Team All-Sun Belt Conference selection . . . Played in all 13 games, including 12 as a starter . . . Caught 34 passes for team-high 652 yards and three touchdowns . . . Ranked ninth in the Sun Belt Conference in receiving yards with 50.2 per game . . . Averaged a team-high 19.2 yards per reception, which was also the highest in the Sun Belt Conference and ranked 18th in the nation . . . Caught at least one pass in 11 contests and had multiple receptions in 10, including seven for 82 yards against Utah State . . . Named a John Mackey Award Honorable Mention Tight End of the Week on Sept. 28 after recording eight receptions for 142 yards, both season highs, against Central Arkansas . . . His 142 yards were the seventh most in the league during the course of the season . . . Posted a long reception of 83 yards against Toledo, which was also the longest by any player in the Sun Belt during the 2016 season . . . Caught at least one pass covering 20 or more yards in 10 different games . . . All three touchdowns came in different games . . . A-State Athletics Director's Honor Roll.

2015: Saw action in 10 games, recording seven receptions for 86 yards . . . Also had one rushing attempt that didn't net any yards . . . Long reception covered 36 yards against Toledo, and he also finished the game with season-tying three catches for season-high 54 yards . . . Caught two passes for 19 yards vs. Missouri State and finished both the USC and Idaho games with one catch . . . Sun Belt Conference Academic Honor Roll and A-State Athletics Director's Honor Roll.

2014: Played in 12 games as a true freshman in a reserve role at wide receiver and on special teams . . . Recorded seven receptions for 149 yards and one touchdown with a long reception of 47 yards against Texas State . . . Also caught a season-high three passes against the Bobcats to finish with 90 yards, also a season high, and is lone touchdown . . . Posted two receptions for 36 yards against Toledo in the GoDaddy Bowl and had one catch against both Miami and ULM . . . Athletic Director's Honor Roll member.

HIGH SCHOOL: Helped lead Lonoke HS to a 9-3 record and the second round of the 4A state playoffs as a senior senior . . . Named to 2013 Arkansas Super Team by the AP . . . Made the 2014 Arkansas Activities Association East All-Star football team . . . Named to the 2013 4A All-State football team by the Arkansas Activities Association . . . Caught 55 passes for 815

BOWL
GAMES

2016
2015
2014
2013
2012
2011
2005
1970
1969
1968
1954
1952 (2)
1951

PLAYER PROFILES | 73

RED WOLVES FOOTBALL

AStateRedWolves.com

ARKANSAS STATE

Sun Belt Conference Champions | 2011 | 2012 | 2013 | 2015 | 2016

yards and six touchdowns as a senior, while also picking up 560 yards and eight touchdowns on 58 rushes . . . Return specialist on both the punt and kick return teams for Lonoke . . . Recorded 127 receptions for 2,115 yards and 20 touchdowns in three seasons as a varsity letterman . . . Piled up 600 yards and nine touchdowns rushing during his career . . . Three-time all-conference selection . . . 3-star recruit by 247Sports.com, which also lists him as the No. 14 overall player in the state of Arkansas . . . Also played basketball and T&F.

PERSONAL: Born April 24, 1996 . . . Health Promotions major.

MACK'S CAREER RECEIVING STATISTICS

Yr.	No.	YDS	AVG.	TD	LG
2014	7	149	21.3	1	47
2015	7	86	12.3	0	36
2016	34	652	19.2	3	83
Totals	48	887	18.5	4	83

JAYLON MARSHALL #80

WR | 6-2 | 185 | So.-RS | 1L
Warren, Ark. (Warren)



2016: Saw action in five games in a reserve role at wide receiver . . . Caught his only pass of the season against Louisiana-Monroe, covering 13 yards.

2015: Redshirted and participated on the scout team.

HIGH SCHOOL: 3-star recruit by ESPN.com, which rates Marshall as the No. 19 player in the state of Arkansas and No. 200 wide receiver in the nation . . . Rated as the No. 39 player in the state of Arkansas by 247Sports . . . Three-year starter for the Lumberjacks who helped lead the squad to a 4A state championship in 2014 and 4A state runner-up finish in 2013 . . . Recorded 44 receptions for 832 yards and 16 touchdowns as a senior along with six rushes for 64 yards and two touchdowns . . . 8-4A All-Conference as a junior and a senior . . . Pine Bluff Commercial All-Southeast Arkansas team as a junior and senior . . . Named Class 4A All-State as a senior.

PERSONAL: Born May 16, 1997 . . . Social Work major.

KYLE MARTIN #12

CB | 5-9 | 175 | Sr. | 1L
Wichita, Kan. (Dodge City (Kan.) CC)



2016: Played in 10 games in a reserve role at cornerback and on special teams . . . Recorded eight tackles (5 solo, 3 assist) and forced one fumble . . . Posted a season-high five tackles against Louisiana-Monroe,

while his lone forced fumble came against the Warhawks as well . . . Three other tackles came in different games . . . Enrolled at A-State in the fall and participated in the 2016 season, but counted toward the 2017 signing class.

DODGE CITY COMMUNITY COLLEGE: Sophomore season at Dodge City saw him record 15 tackles, six pass break-ups, a pair of blocked kicks and one safety . . . Also returned two punts for 23 yards . . . Helped lead the program to a 9-3 record and a No. 11 position in the final NJCAA poll . . . Freshman campaign in 2014 saw him record three tackles in eight games played.

HIGH SCHOOL: Varsity football letterman at Wichita Heights High School.

PERSONAL: Born June 27, 1995 . . . Communication Studies major . . . Participated in A-State Athletics' study abroad trip to London in the summer of 2017.

CHAUNCEY MASON #8

WR | 5-9 | 182 | So.-RS | 1L
Boynton Beach, Fla. (Boynton Beach)



2016: Redshirted the 2016 season . . . A-State Athletics Director's Honor Roll member.

2015: Played in six games as a true freshman . . . Did not record any stats.

HIGH SCHOOL: Four-year varsity letterman on the football and basketball teams . . . Two-year varsity track and field letterman . . . Team captain for both football and basketball teams . . . Named first team all-conference and all-state as a senior . . . Rushed for 1,005 yards on just 100 carries as a senior, while also recording 20 receptions for 450 yards . . . West Palm Beach ESPN Top 25 . . . Helped lead his high school football team to the playoffs all four years . . . 3-star recruit by Scout.com and 247Sports.com . . . Also recruited by teams such as Syracuse, Middle Tennessee and Southern Miss.

PERSONAL: Born March 19, 1997 . . . Communication Studies major.

JUSTIN McINNIS #18

WR | 6-6 | 202 | Jr. | 1L
Pierrefonds, Quebec (Dodge City (Kan.) CC)



2016: Played in all 13 games in a reserve role at wide receiver . . . Recorded 10 receptions for 83 yards and one touchdown . . . Averaged 8.3 yards per catch and had a long reception of 22 yards against Louisiana-Monroe . . . Caught at least one pass in eight games, including a season-high 2 against both Georgia Southern

and South Alabama . . . Lone touchdown came against Georgia Southern . . . A-State Athletics Director's Honor Roll.

DODGE CITY COMMUNITY COLLEGE: Enjoyed a big freshman season at Dodge City after attending Lindsay Place High School in Pointe Claire, Quebec . . . Posted 49 receptions for 964 yards and seven touchdowns in 2015, which was all ranked among the top 24 players in the NJCAA . . . Yardage total was the second most in school history and seventh most in the nation . . . Only season with the Conquistadors saw him catch at least three passes in 11 of 12 games, including a season-high seven versus Snow College in the Salt City Bowl . . . Eclipsed 100 yards receiving in three games, including a season-high 148 against Ellsworth Community College . . . Helped lead Dodge City to nine wins, a share of the Kansas Jayhawk Community College Conference (KJCCC) championship and a No. 11 ranking in the final 2015 NJCAA Poll . . . Standout receiver was part of the Conquistadors first league title since 1983, and the program's nine victories tied the school record . . . Also recruited by schools such as Mississippi St., Nevada, South Ala. and Southern Miss . . . Listed as a 3-star recruit by Rivals and Scout . . . Scout places him as the 41st-ranked junior college player in the nation.

PERSONAL: Born July 27, 1996 . . . Sport Management major.

MCINNIS' CAREER RECEIVING STATISTICS

Yr.	No.	YDS	AVG.	TD	LG
2016	10	83	8.3	1	22
Totals	10	83	8.3	1	22

TY MIMBS #47

DS | 6-1 | 221 | So.-RS | SQ
Sandersville, Ga. (Brentwood School)



2017: Phil Steele's Preseason Third Team All-Sun Belt Conference.

2016: Did not see any game action . . . A-State Athletics Director's Honor Roll member.

2015: Redshirted and participated on the scout team . . . Sun Belt Conference Academic Honor Roll and A-State Athletics Director's Honor Roll.

HIGH SCHOOL: Varsity football, baseball, track & field and basketball letterman . . . Named all-region as a junior and senior in basketball and baseball . . . Team captain.

PERSONAL: Born March 18, 1997 . . . Son of Cheryl Mims . . . Mathematics major.

CHRIS MURRAY #14

WR | 5-9 | 181 | Sr. | 2L
Tampa, Fla. (Hutchinson (Kan.) CC)



2017: Phil Steele's Preseason Second Team All-Sun Belt Conference.

2016: Played in 12 games, including seven as a starter . . . Recorded 22 receptions for the fifth most on the team . . . 327 receiving yards were the fourth most on the squad and his 14.9 average per catch was the third highest . . . Caught at least one pass in all but one game played, including a season-high five for 56 yards against Louisiana-Lafayette . . . Posted multiple catches in eight outings . . . Piled up a season-high 64 receiving yards against Utah State . . . Lone touchdown reception of the season came versus Louisiana-Monroe . . . Had a long catch covering 45 yards versus Troy . . . Posted at least one catch covering 20 or more yards in seven contests.

2015: Finished the 2015 season with 11 receptions for 187 yards and three touchdowns, all coming over the final five regular-season games . . . Caught multiple passes in three outings, including a season-high five against New Mexico State . . . All three touchdown receptions came in different games – vs. Louisiana-Lafayette, at Louisiana-Monroe and vs. Texas State . . . Recorded a season-high 52 yards at ULM, but also had 50 versus Texas State and 46 against Louisiana-Lafayette . . . Caught a season-long 52 yard pass against ULM . . . Finished the season with three kickoff returns for 83 yards . . . Recorded 10 punt returns for 91 yards, including a long of 34 at Appalachian State. His punt returns and yardage were both the second most on the team.

HUTCHINSON CC: Transferred to A-State from Hutchinson (Kan.) Community College . . . Sat out the 2014 after recording 59 receptions for 748 yards and 10 touchdowns his freshman campaign in 2013, earning Second Team All-KJCCC honors . . . Touchdown totals tied the seventh most in the nation among all NJCAA players, while his receptions were the eighth most and receiving yards the 21st most . . . Also recorded 16 rushing attempts for 89 yards.

HIGH SCHOOL: Prior to his time at Hutchinson, Murray was a varsity letterman for the King Senior High School football team.

PERSONAL: Born June 29, 1994 . . . Earned his bachelor's degree in General Studies in May of 2017 . . . Participated in A-State Athletics' study abroad trip to London in the summer of 2017.

MURRAY'S CAREER RECEIVING STATISTICS

Yr.	No.	YDS	AVG.	TD	LG
2015	11	187	17.0	3	53
2016	22	327	14.9	1	45
Totals	33	514	15.6	4	53


ARKANSAS STATE

Sun Belt Conference Champions | 2011 | 2012 | 2013 | 2015 | 2016

ALEX NOVAK #68

OL | 6-3 | 293 | So-R | RS

Fairhope, Ala. (Southwest Mississippi CC)



2016: Enrolled at A-State in the fall and redshirted the 2016 season with the Red Wolves, but counted towards the 2017 signing class.

SOUTHWESTERN MISSISSIPPI CC: Transferred to A-State after spending one season at Southwestern Mississippi Community College in Summit, Miss. . . . Helped lead the Bears to 320.4 total yards and 19.1 points per game his lone season with the program.

HIGH SCHOOL: Prior to signing with Southwestern Mississippi, Novak was varsity football letterman at McGill-Toolen Catholic High School in Mobile, Ala.

PERSONAL: Born March 20, 1997 . . . General Studies major.

DIJON PASCHAL #84

WR | 6-1 | 209 | Sr.-RS | 3L

Tallasse, Ala. (Tallassee)



2017: Phil Steele's Preseason Third Team All-Sun Belt Conference . . . Enters his senior season tied for eighth in school history with 10 career touchdown receptions and ninth for career receiving yards with 1,491 . . . 17.1 yards per reception during his career ranks eighth in A-State history . . . Enters 2017 needing 10 more receptions to tie the 10th most ever by an A-State player.

2016: Played in 12 games, including eight as a starter . . . Recorded 22 catches for 308 yards and three touchdowns . . . Receptions total and receiving yards both ranked tied for fifth on the team, while his three receiving touchdowns tied the second most on the squad . . . Caught at least one pass in all but two games played and had multiple receptions in seven outings, including six for 70 yards (both season highs) and a touchdown against Louisiana-Lafayette . . . Hauled in three passes for 65 yards and a touchdown versus Utah State, including a season-long catch covering 44 yards . . . Other touchdown came versus Texas State . . . Preseason First Team All-Sun Belt Conference . . . Athlon Sports Second Team Preseason All-Sun Belt Conference . . . Phil Steele's Third Team Preseason All-SBC.

2015: Honorable Mention All-Sun Belt Conference . . . Played in every game, including 11 as a starter . . . Second most receiving yards on the team with 541 to his credit . . . 28 receptions were the third most on the squad . . . Averaged 19.3 yards per reception, which was the highest in the Sun Belt Conference and 18th in

the nation . . . Posted three consecutive 100-yard receiving games during league play, including a season-high 117 yards on four catches in a victory over Appalachian State . . . Recorded two catches for 100 yards and a touchdown against ULM . . . Four receptions for 115 yards and a touchdown against New Mexico State . . . Caught a season-long 75 yard pass in the same game . . . Hauled in a season-high five receptions for 55 yards and a touchdown against Georgia State . . . Caught at least one pass in 10 games and multiple catches in seven . . . Phil Steele's third team Preseason All-Sun Belt Conference . . . Athlon Sports fourth team Preseason All-Sun Belt . . . Sun Belt Conference Academic Honor Roll and A-State Athletics Director's Honor Roll.

2014: Sun Belt Conference All-Newcomer Team . . . Phil Steele's Third Team All-Sun Belt Conference . . . Played in all 13 games, including 10 as a starter . . . Four receiving touchdowns tied the most on the team, 642 receiving yards were the second most on the squad and 37 receptions were the third most . . . Averaged a team-high 17.4 yards per reception, which also ranked No. 40 in the nation . . . Caught at least one pass in 12 games and had multiple receptions in 10 contests . . . Eight receptions for 141 yards and two touchdowns versus Louisiana-Lafayette were all season highs and included a season-long 87 yard catch that was the third longest passing play in school history . . . 141 yards were the most by any player on the team and rank tied for the 22nd most in school history.

2013: Redshirted and participated on the scout team . . . Athletics Director's Honor Roll member.

HIGH SCHOOL: Helped lead Tallasse High School to a 9-3 record and the second round of the 4A Alabama state playoffs . . . *Montgomery Advertiser's* Class 1A-4A All-Metro Player of the Year . . . Named to the Alabama Sports Writers' Association All-State Football Team as an honorable mention selection . . . Rushed for 884 yards and 11 touchdowns, caught 28 passes for 450 yards and six scores and returned a kickoff for a touchdown as a senior . . . Two-time All-Metro selection by the *Montgomery Advertiser* . . . Ranked as the No. 30 overall player in the state of Alabama by 247Sports.com . . . Also plays basketball for THS.

PERSONAL: Born Oct. 29, 1994 . . . Son of Barbara Paschal . . . Godparents Vince and Yenika Pruitt . . . Earned his bachelor's degree in Sport Management major in May of 2017 . . . Participated in A-State Athletics' study abroad trip to London in the summer of 2017.

PASCHAL'S CAREER RECEIVING STATISTICS

Yr.	No.	YDS	AVG.	TD	LG
2014	37	642	17.4	4	87
2015	28	541	19.3	3	75
2016	22	308	14.0	3	44
Totals	87	1491	17.1	10	87

ARKANSAS STATE

GoDaddy Bowl 2012-15 | New Orleans Bowl 2015 | Cure Bowl 2016

DONOVAN RANSOM #91

DL | 6-1 | 304 | Jr. | 2L
Garland, Texas (Garland)



2016: Played in 12 games in a reserve role on the defensive line . . . Finished the season with 11 tackles (3 solo, 8 assist), 2.0 tackles for loss of two yards and 1.0 sacks for one yard . . . Recorded at least one tackle in 10 games and had a season-high two stops against Auburn . . . Recorded one TFL and one sack against New Mexico State, and other TFL came versus Troy . . . A-State Athletics Director's Honor Roll member.

2015: Played in the first six games before suffering a season-ending injury . . . Started two games vs. Missouri State and Idaho . . . Posted seven tackles (4 solo/3 asst.) . . . Tallied at least one tackle in four games and a season-high two in three games against Missouri State, Toledo and Idaho . . . Sun Belt Conference Academic Honor Roll and A-State Athletics Director's Honor Roll member.

HIGH SCHOOL: Rated by 247Sports as the No. 137 defensive tackle in the nation . . . Named 2014 All-District 11-6A . . . 2013 All-District 11-5A choice . . . Also recruited by schools such as Louisiana-Monroe.

PERSONAL: Born Sept. 21, 1996.

RANSOM'S CAREER STATISTICS

Yr.	UT	AT	TOT	TFL	SACK	INT	PBU	FF	FR	BK
2015	4	3	7	0-0	0-0	0	0	0	0	0
2016	3	8	11	2.0-2	1.0-1	0	0	0	0	0
Totals	7	11	18	2.0-2	1.0-1	0	0	0	0	0

GRIFFIN RIGGS #33

DE | 6-3 | 253 | Jr. | 2L
Auburn, Ala. (Auburn)



2016: Played in 10 games on special teams and in a reserve role at defensive end . . . Finished the season with 15 tackles (7 solo, 8 assist), 3.0 tackles for loss of 12 yards and 1.0 sack of eight yards . . . Posted at least one tackle in six outing and double-figure stops in four, including a season-high four against both New Mexico State and Texas State . . . Recorded a season-high 2.0 tackles for loss against Texas State . . . Lone sack of the season also came against the Bobcats . . . A-State Athletics Director's Honor Roll member.

2015: Played in 13 games, receiving his first career start in the New Orleans Bowl versus Louisiana Tech . . . Posted six tackles (1 solo/5 asst.) and 0.5 tackles for loss . . . Recorded a season-high two tackles against Missouri State and one stop in four other games.d in

HIGH SCHOOL: 3-star recruit by Scout, ESPN and

247Sports . . . Rated as the No. 3 and No. 102 outside linebacker in the state and nation, respectively, by Scout . . . Rated as the No. 48 overall player in the state of Alabama by 247Sports . . . Listed by ESPN as the No. 31 overall player in Alabama and No. 101 defensive end in the nation . . . Named a "Super 8 Senior" by the Opelika-Auburn News entering his senior season . . . Recorded 22 tackles, including 13 solo stops and five sacks, to go along with eight hurries and a blocked punt as a junior . . . Also recruited by schools such as Cincinnati, Appalachian State, Troy, South Alabama and Southern Mississippi.

PERSONAL: Born Sept. 5, 1996 . . . Health Promotion major.

RIGGS' CAREER STATISTICS

Yr.	UT	AT	TOT	TFL	SACK	INT	PBU	FF	FR	BK
2015	1	5	6	0.5-0	0-0	0	0	0	0	0
2016	7	8	15	3.0-12	1.0-8	0	0	0	0	0
Totals	8	13	21	3.5-12	1.0-8	0	0	0	0	0

JA'VON ROLLAND-JONES #11

DE | 6-2 | 233 | Sr.-R | 3L
Mesquite, Texas (Mesquite)



2017: Bednarik Award Watch List . . . Bronko Nagurski Award Watch List . . . Lindy's, Phil Steele's, Athlon, Street & Smith and SouthernPigskin.com Pre-season First Team All-Sun Belt Conference . . . Phil Steele's No. 22 ranked "Top NFL Draft Eligible Defensive End" in the nation . . . Lindy's No. 1 rated "Top 10 NFL Talent" in the Sun Belt Conference . . . Lindy's "Best Pass Rusher" in the Sun Belt . . . Lindy's "Most Valuable Player in the Sun Belt . . . Street & Smith's "Top NFL Prospect" in the Sun Belt . . . College Grid-iron Showcase 2018 NFL Draft Watch List . . . SouthernPigSkin.com's Preseason Sun Belt Conference Defensive Player of the Year . . . Sports Illustrated's No. 95 ranked player in its "SI.com Top 100" college football players of the 2017 season . . . Enters his senior campaign as the national leader in both career sacks (30.5) and tackles for loss per game (1.26) among active players . . . Holds the Arkansas State and Sun Belt Conference records for career sacks (30.5) . . . Needs 13.5 sacks to tie the NCAA FBS record for a career, currently held by Terrell Suggs (Arizona State, 2000-02) with 44.0 . . . With 45.5 career tackles for loss, Rolland-Jones is 29.5 shy of the most in NCAA history, currently held by Jason Babin (Western Michigan, 2000-03) and Khalil Mack (Buffalo, 2010-13) with 75.0.

2016: Became just the second defensive player in the history of the Sun Belt Conference to be named the league's Player of the Year . . . Also became just the second A-State student-athlete, and the first on the defensive side of the ball, to be named the Sun Belt Conference Football Player of the Year . . . Completed his junior season as a First Team All-Sun Belt Conference selection while ranking fifth in the nation in sacks (1.04 per game) and eighth in tackles for loss (1.7 per game) . . . During the course of the year, broke both the Sun Belt single-season and career records for sacks with

BOWL GAMES
2016
2015
2014
2013
2012
2011
2005
1970
1969
1968
1954
1952 (2)
1951

PLAYER PROFILES | 77

ARKANSAS STATE

Sun Belt Conference Champions | 2011 | 2012 | 2013 | 2015 | 2016

13.5 and 30.5, respectively . . . Broke the A-State career record for sacks as well, and his 13.5 for the season were only a half-sack shy of tying the most in school history . . . Ended the season ranked third in the nation in career sacks among active players and fourth in the same group in tackles for loss per game (1.26) . . . Started eight games and played in all 13 while recording 57 tackles, the third most in the Sun Belt among defensive linemen, to go along with his 13.5 sacks and league-high 21.5 tackles for loss . . . Also responsible for a fumble recovery, a forced fumble and seven quarterback hurries . . . One of the leaders of A-State's defense that led the nation in team tackles for loss with 9.6 per game, while also ranking No. 6 in sacks (3.3 per game), No. 19 in scoring defense (21.5 ppg) and No. 29 in total defense (362.8 ypg) . . . Recorded at least three tackles in 12 games and five or more in five outings, including a season-high 11 against Louisiana-Lafayette . . . Responsible for at least one TFL in 11 games and multiple stops behind the line in six outings, including a season-high 4.0 against both New Mexico State and Louisiana-Lafayette . . . Recorded a season-high 3.0 sacks against New Mexico State, but also had 2.0 against Texas State, UCF and South Alabama . . . Tallied at least a half-sack nine of 13 games . . . Bronko Nagurski Award Watch List . . . Bednarik Award Watch List . . . Hendricks Award Watch List . . . Athlon Sports, Lindy's, Sporting News and Phil Steele's Preseason First Team All-Sun Belt Conference . . . Lindy's "Best Pass Rusher" in the Sun Belt . . . Texas Football "Top Five Players from Texas in the Sun Belt."

2015: First Team All-Sun Belt Conference . . . Lombardi Award Watch List . . . First Team Preseason All-Sun Belt Conference . . . USA Today, Lindy's, Sporting News, ESPN and Athlon Sports first team Preseason All-Sun Belt Conference . . . Phil Steele's second team Preseason All-SBC . . . Played in all 13 games, including seven as a starter . . . Recorded 13 tackles for loss, which ranked first on the team, and seventh in the Sun Belt Conference . . . Tallied a team-high 9.0 sacks, which led the Sun Belt, ranked 32nd in the nation and tied the eighth most in school history for a single season . . . Recorded a career-best 38 tackles to tie the seventh most on the team and most among the squad's defensive ends . . . Also posted his first career interception, eight quarterback hurries and four forced fumbles, which tied the most in the league and ranked 13th in the nation . . . Picked up at least one tackle in every game and multiple stops in 10 outings, including a season-high six against Idaho . . . Posted at least a half-sack in eight games, including a season-high 2.0 against Georgia State.

2014: Second Team All-Sun Belt Conference . . . SCOUT second team Freshman All-America . . . College Sports Madness Second Team and Phil Steele's Third Team All-Sun Belt . . . Sun Belt Conference Defensive Player of the Week, CFPA national Honorable Mention Defensive Lineman of the Week and College Sports Madness Sun Belt Defensive Player of the Week (Nov. 3) . . . Played in 10 games as a true freshman, including seven as a starter, before suffering a season-ending injury that kept him out of the final three games . . . Finished the season with 30 tackles (21 solo, 9 assisted), which were the second most on the team among defensive linemen . . . Tallied a team-high eight sacks that were the 11th most in school history for a single season, while also ranking as the 14th most in the nation and fifth most in the Sun Belt during the 2014 campaign. . . Recorded a school-record five sacks

against Idaho, which also tied the Sun Belt Conference record and tied the most in the nation in 2014 . . . Posted a team-high 12.0 tackles for loss that were the 10th most in the Sun Belt Conference . . . Finished the year with two forced fumbles (second most on the team), one fumble recovery and one pass break-up as well . . . Two forced fumbles tied the fifth most in the Sun Belt . . . Recorded at least one tackle in all but one game played and multiple stops in seven outings, including a career-high eight against Idaho . . . Completed three games with four tackles, his second highest total . . . Responsible for at least one tackle for loss in five games, including four of his last five played . . . Finished four games with at least a half-sack.

2013: Suffered a season-ending injury prior to the start of 2013 and redshirted the year . . . Sun Belt Conference Academic Honor Roll.

HIGH SCHOOL: Recorded 64 tackles, 25 tackles for loss, 13 sacks and one interception as a senior . . . Tied for the most sacks in the state during the regular season . . . Was top 5 in the state in tackles for loss. . . Associated Press all-state team as an honorable mention selection as a senior . . . Named District 12-5A Co-Defensive MVP in 2012 . . . Named to the *SportsDay's* All-Area Team as a second team selection . . . Helped lead Mesquite to an undefeated regular season and final record of 11-1 . . . Team advanced to the second round (Area) of the Class 5A state playoffs . . . *Dallas Morning News* Player of the Week on Oct. 8 after recording nine tackles, four tackles for loss, three sacks and one forced fumble in a victory over Rockwall-Heath . . . He was a team captain, MVP, and most outstanding linebacker.

PERSONAL: Born Nov. 13, 1994 . . . Son of Carlos Jones and Rollinea Rolland . . . Sport Management major . . . Participated in A-State Athletics' study abroad trip to London in the summer of 2017.

ROLLAND-JONES' CAREER STATISTICS

Yr.	UT	AT	TOT	TFL	SACK	INT	PBU	FF	FR	BK
2014	21	9	30	12.0-50	8.0-41	0-0	1	2	1-0	0
2015	23	15	38	13.0-71	9.0-71	1-2	1	4	0-0	0
2016	24	33	57	20.5-97	13.5-71	0-0	0	1	1-0	0
Totals	68	57	125	45.5-218	30.5-112	1-2	1	4	0-0	0

JEREMY SMITH #24

CB | 5-11 | 167 | So. | 1L
Atlanta, Texas (Atlanta)



2016: Played in 10 games as a true freshman, recording three tackles (2 solo, 1 assist) and two pass break-ups . . . All three tackles came in different contests, as well as his two pass break-ups.

HIGH SCHOOL: Three-time all-district selection, including his senior and junior seasons when he was named First Team All-District 6-4A honors on both offense and defense . . . Earned the recognition at quarterback and defensive back as a senior, while he collected the honors his junior campaign as wide receiver and defensive back . . . 2015 *Texarkana Gazette* Second Team All-Area selection as a quarterback . . .

ARKANSAS STATE

GoDaddy Bowl 2012-15 | New Orleans Bowl 2015 | Cure Bowl 2016

BOWL GAMES
2016
2015
2014
2013
2012
2011
2005
1970
1969
1968
1954
1952 (2)
1951

Recorded 1,137 rushing yards and 17 touchdowns on 122 attempts his senior season . . . Completed 44-of-86 passes 696 yards and five touchdowns . . . Helped lead Atlanta to the 2015 state playoffs . . . 2-star recruit by Scout.com, Rivals.com, and 247Sports.com.

PERSONAL: Born Sept. 10, 1997.

JACOB STILL #64

OL | 6-1 | 288 | Fr.-R | RS
Collierville, Tenn. (St. George's)



2016: Redshirted his true freshman season and participated on the scout team . . . A-State Athletics Director's Honor Roll member.

HIGH SCHOOL: Helped the Gryphons (13-1) to their first state championship since 2011 with a 50-20 win over Northpoint in the championship game (2015) . . . Division 2-A Semifinalist for Tennessee Titans Mr. Football (4 semifinalists). Now in his 31st season, the Mr. Football awards are selected by a statewide panel of sports writers based on players' performance during the regular season. Academics and character are also considered . . . Played in the 14th annual AutoZone Liberty Bowl high school all-star game . . . Father, Eric, was all-American lineman at Tennessee . . . Brother, Ben, just finished career at Ole Miss (Center) . . . 2014 and 2015 Commercial Appeal Best of the Prep's . . . 2-star recruit by Rivals.com, Scout.com and 247Sports.com . . . Ranked as the No. 65 player in the state and No. 136 offensive guard in the nation by 247Sports.com . . . Also recruited by Memphis, Ole Miss, Oklahoma State and Tennessee.

PERSONAL: Born Aug. 29, 1997.

BLAISE TAYLOR #1

DB | 5-9 | 165 | Sr. | 3L
Waco, Texas (Auburn (Ala.) HS)



2017: Allstate AFCA Good Works Team nominee . . . Athlon and Phil Steele's First Team Preseason All-Sun Belt Conference selection as a punt returner . . . Enters his senior season as the Sun Belt Conference's second all-time leader in punt returns for a touchdown (3), trailing current record holder Leodis McKelvin (Troy, 2004-07) who had seven . . . 781 career punt return yards are the school record and rank as the second most in Sun Belt history behind McKelvin's 1,471 . . . Additionally, his 781 career punt return yards will be the third most in the nation among active players entering the 2017 season (Dante Pettis of Washington has 846 and De'Mornay Pierson-El of Nebraska has 812).

2016: Second Team All-Sun Belt Conference selection as a return specialist . . . Named the Sun Belt Conference Special Teams Player of the Week on Nov. 7 . . . Started 12 games and played in all 13 while setting new season-best numbers for tackles (35), tackles for loss (2), interceptions (3) and pass break-ups (9) . . . Ranked tied for third in the Sun Belt in total passes defended (12) . . . Nine pass break-ups tied the second most in the league and three interceptions tied the ninth most . . . Recorded multiple tackles in eight games and five or more in three outings, including a season-high seven against New Mexico State . . . Three interceptions came against Louisiana-Monroe, Georgia State and Utah State . . . Posted at least one pass break-up in six games, including a season-high three against Louisiana-Lafayette . . . Recorded 47 punt return yards against UCF in the Cure Bowl, running his career total to 781 yards to break the school record . . . Recorded a team and Sun Belt Conference season-high 98 punt return yards against Georgia State, which were the sixth most in Arkansas State history for a single game . . . Ended the year with 225 punt return yards -- the seventh most in school history and the most by a Sun Belt Conference player during the 2016 season . . . Also returned six kickoffs for 86 yards with a long of 20 . . . Pre-season First Team All-Sun Belt Conference as a return specialist and Second Team as a defensive back . . . Wuerffel Trophy Watch List . . . Athlon Sports First Team Preseason All-Sun Belt Conference punt and kick returner, and Second Team cornerback . . . Enters his junior season with 56 career punt returns (sixth most in school history) for 556 yards (second most in school history and third most ever by a Sun Belt player) and two touchdowns (ties the second most in Sun Belt history) . . . Ended his sophomore season with the 22nd highest career punt return average (10.9) in the nation among active players . . . Arkansas State Athletic Director's Honor Roll and Sun Belt Conference Commissioner's List member . . . Arkansas State Student-Athlete Advisory Committee member.

2015: Played in 11 games, including 10 as a starter . . . Recorded 26 tackles (17 solo/9 asst.), 1.0 tackled for loss, one interception and seven pass break-ups . . . Ranked 14th in the Sun Belt in passes defended (0.73 per game) . . . First career interception came against New Mexico State . . . Recorded at least one tackle in all but one game played and had multiple stops in seven, including a season-high four in three different games . . . Posted a season-high three pass break-ups against Georgia State . . . Ended the season with 24 punt returns for 322 yards (second most in A-State history for a single season) and one touchdown . . . Named the Sun Belt Conference Special Teams Student-Athlete of the Week on Nov. 30 after returning four punts for 111 yards (third most in school history for a single game) and a touchdown against New Mexico State . . . Longest return of the year (73 yards) also came in the game . . . Ranked No. 11 in the nation in punt return average (13.4 ypa) . . . Led the Sun Belt in punt return yards (322) . . . Returned four kickoffs, all in the New Orleans Bowl against Louisiana Tech, for 174 yards and a touchdown . . . The 174 yards were the fifth most ever by an A-State player and his 43.5 yards per return was the second highest average in school history . . . His touchdown return went for 98 yards, which tied the third longest return in school history . . . Finished with 496 all-purpose yards (all on punt and kick returns) for the seventh most on the team . . . First Team Preseason All-Sun Belt Conference . . . Athlon Sports, Phil

PLAYER PROFILES | 79

ARKANSAS STATE

Sun Belt Conference Champions | 2011 | 2012 | 2013 | 2015 | 2016

Steele's, USA Today and ESPN first team Preseason All-Sun Belt Conference as return specialist. . . College Sports Madness Second Team Preseason All-Sun Belt Conference. . . Sun Belt Conference Commissioner's List, A-State Athletics Director's Honor Roll and Arkansas State University Dean's List member.

2014: Second Team All-Sun Belt Conference as a return specialist. . . Sun Belt Conference Special Teams Player of the Week and College Football Performance Awards national Punt Returner of the Week (Nov. 17). . . Phil Steele's First Team All-Sun Belt punt returner. . . College Sports Madness Second Team All-Sun Belt punt returner. . . Played in all 13 games as a true freshman in reserve role in the defensive backfield and as a return specialist on special teams. . . 29 punt returns were the fourth most in school history. . . 234 punt return yards were the fifth most in school history for a single season. . . 8.1 average per punt return ranked second in the Sun Belt, No. 35 in the nation. . . Returned three punts for a season-high 104 yards (school record 34.7 yards per return) and one touchdown against Appalachian State. . . The 104 yards were the fourth most in school history and the 10th most in the nation during the 2014 season. . . Responsible for the first punt return for a touchdown by an A-State player since 2007. . . Longest punt return of the season covered 61 yards against Appalachian State. . . 12 kickoff returns were the second most on the team, along with his 294 yards. . . Among players with at least 10 kickoff returns, his 24.5 average per return was the highest on the team. . . Recorded four kickoff returns for 124 with a long of 54 yards against Texas -- all season highs. . . 11 of his 12 kickoff returns and 256 of his 294 yards came over the final three games of the season. . . Recorded nine tackles (six solo, three assist), 1.5 tackles for loss of four yards and one forced fumble on the season. . . Tallied at least one tackle in six games, including a season-high three against South Alabama. . . Lone forced fumble came against South Alabama as well. . . Athletic Director's Honor Roll. . . Sun Belt Conference Commissioner's List. . . Mid-year signee with A-State who was able to participate in the Red Wolves' 2014 spring camp.

HIGH SCHOOL: Named Sporting News' 2014 Preseason "Top Impact Fresh" in the Sun Belt Conference. . . Earned Class 6A All-State recognition as an athlete in 2013, playing at the cornerback, receiver, running back and return specialist positions. . . Named an Opelika-Auburn News Super 8 Senior and named to its All-Area Team. . . Helped lead Auburn High School to its first ever state championship game appearance in 2013. . . Senior season saw him average 24.6 yards on kickoff returns with four touchdowns, while he also posted 129 rushing yards on 16 attempts and 242 receiving yards with four touchdowns on 13 receptions. . . He tallied 25 tackles, four sacks, 13 pass break-ups and three interceptions from his cornerback position. . . Finished his junior campaign with 323 receiving yards and five touchdowns. . . Rivals.com 3-star recruit. . . 3-star recruit and ranked as the No. 53 player in the state of Alabama and No. 154 athlete in the nation by ESPN.com. . . 247Sports.com's composite rankings 3-star recruit, and also listed by the Web site as the No. 34 overall player in the state of Alabama and No. 110 athlete in the nation.

PERSONAL: Son of Evi Taylor and Arkansas State cornerbacks coach Trooper Taylor. . . One sister, Starr, who is a member of the A-State women's basketball team. . . Already earned his degree in Business Ad-

ministration from Arkansas State University. . . Named an Arkansas State University Distinguished Service Award winner. . . Participated in A-State Athletics' study abroad trip to London in the summer of 2017.

TAYLOR'S CAREER DEFENSIVE STATISTICS

Yr.	UT	AT	TOT	TFL	SACK	INT	PBU	FF	FR	BK
2014	6	3	9	1.5-4	0-0-0	0-0	0	1	0-0	0
2015	17	9	26	1.0-1	0-0-0	1-0	7	0	0-0	0
2016	24	11	35	2.0-3	0-0-0	3-47	9	0	0-0	1
Totals	47	23	70	4.5-8	0-0-0	4-47	16	1	0-0	1

TAYLOR'S CAREER KICK RETURN STATISTICS


Yr.	No.	YDS	AVG.	TD	LG
2014	12	294	24.5	0	54
2015	4	174	43.5	1	98
2016	6	86	14.3	0	20
Totals	22	554	25.2	1	98

TAYLOR'S CAREER PUNT RETURN STATISTICS

Yr.	No.	YDS	AVG.	TD	LG
2014	29	234	8.1	1	61
2015	24	322	13.4	1	73
2016	29	225	7.8	1	68
Totals	82	781	9.5	3	73

CLIFFORD THOMAS #98

DL | 6-2 | 291 | Sr.-R | 3L
Marion, Ark. (Marion)



2016: Saw action in seven games in a reserve role on the defensive line. . . Recorded four tackles, including a season-high two against Louisiana-Monroe.

2015: Did not play in any games. . . Sun Belt Conference Academic Honor Roll and A-State Athletics Director's Honor Roll member.

2014: Played in 10 games as a redshirt freshman, including two as a starter (Idaho and Texas State). . . Recorded 15 tackles, 1.5 tackles for loss of two yards and one forced fumble (versus Appalachian State). . . Posted at least one tackle in six games and multiple stops in five, including a season-high five against Texas State. . . Season-high 1.0 tackle for loss recorded against Appalachian State. . . Moved from offensive line to defensive line during A-State's 2014 spring camp.

2013: Redshirted and participated on the scout team.

HIGH SCHOOL: Varsity letterman at Marion High School.

PERSONAL: Born Sept. 12, 1995. . . Son of Brenda Jones and Clifford Thomas Sr. . . General Studies major. . . Participated in A-State Athletics' study abroad trip to London in the summer of 2017.

THOMAS' CAREER DEFENSIVE STATISTICS

Yr.	UT	AT	TOT	TFL	SACK	INT	PBU	FF	FR	BK
2014	6	9	15	1.5-2	0-0	0	0	1	0	0
2015	0	0	0	0-0	0-0	0	0	0	0	0
2016	1	3	4	0-0	0-0	0	0	0	0	0
Totals	7	12	19	1.5-2	0-0	0	0	1	0	0

ARKANSAS STATE

GoDaddy Bowl 2012-15 | New Orleans Bowl 2015 | Cure Bowl 2016

ANTWON TURNAGE #40

LB | 6-2 | 205 | Jr.-R | 1L
Columbia, Mo. (Dodge City (Kan.) CC)



2016: Suffered a season-ending injury in the second game of the season against Auburn . . . Did not record any stats.

DODGE CITY COMMUNITY COLLEGE: Redshirted his true freshman season before posting 54 tackles (38 solo, 12 assist) at Dodge City in 2015 . . . Recorded five tackles for loss and two sacks . . . Responsible for two interceptions returned 79 yards . . . Earned First Team All-KJCCC honors . . . Named the KJCCC Defensive Player of the Week after recording nine tackles, two sacks and a fumble recovery in a 17-14 victory over Fort Scott . . . Listed as a 2-star recruit by Rivals.com, Scout.com and 247Sports.com.

HIGH SCHOOL: Did not play football until his senior year at Rock Bridge (Mo.) High School after transferring from Hickman (Mo.) . . . Played wide receiver and defensive back.

PERSONAL: Born June 15, 1996 . . . Communication Studies major.

NEHEMIA WAGNER #2

CB | 6-0 | 167 | Sr. | 3L
Mesquite, Texas (Horn)



2016: Played in all 13 games, including one as a starter (vs. UCF in the Cure Bowl) . . . Recorded 17 tackles (11 solo, 6 assist), 1.5 tackles for loss of three yards and two pass break-ups . . . Tallied at least one tackle in 10 outings and multiple stops in four, including a season-high four against Utah State . . . Posted three tackles and one pass break-up in the Cure Bowl . . . Other pass break-up came against Troy.

2015: Played in all 13 games in a reserve role at cornerback and on special teams . . . Finished the season with 13 tackles (10 solo/3 asst.), three pass break-ups and one interception (versus Georgia State) he returned 13 yards . . . Posted at least one tackle in seven games and had multiple stops in four outings, including a season-high three against both Missouri State and Texas State . . . Season-high two pass break-ups came against Louisiana Tech in the New Orleans Bowl . . . Sun Belt Conference Academic Honor Roll and A-State Athletics Director's Honor Roll member.

2014: Played in seven games on special teams and in a reserve role in the defensive backfield . . . Recorded two solo tackles, both against New Mexico State.

HIGH SCHOOL: Helped lead the Jaguars to a 9-3 record and second round playoff appearance during senior season . . . Recorded 28 tackles, including 21 solo tackles, to go along with nine passes defended, three interceptions, two tackles for loss, and one fumble forced . . . Named to the 12-5A All-District First Team Defense . . . ESPN.com, Scout.com and 247Sports.com 3-star recruit . . . Rated as the No. 76 and No. 74 cornerback in the nation by Scout.com and ESPN.com, respectively. . . Ranked as the No. 74 cornerback in the nation by ESPN . . . Member of VYPE's 2014 Top 100 Dallas-Fort Worth recruits.

PERSONAL: Born Nov. 15, 1995 . . . Son of Valerie Wagner . . . Two brothers, Ian and Dylan . . . Communication Studies major . . . Participated in A-State Athletics' study abroad trip to London in the summer of 2017.

WAGNER'S CAREER DEFENSIVE STATISTICS

Yr.	UT	TOT	TFL	SACK	INT	PBU	FF	FR	BK
2014	2	0	2	0-0	0-0	0	0	0	0
2015	10	3	13	0-0	0-0	1-13	3	0	0
2016	11	6	17	1-5.3	0-0	0-0	2	0	0
Totals	23	9	32	1-5.3	0-0	1-13	5	0	0

WARREN WAND #6

RB | 5-5 | 179 | Jr. | 2L
Edmond, Okla. (Memorial)



2017: Phil Steele's, Lindy's and Athlon Second Team Preseason All-Sun Belt Conference . . . Enters his senior season needing 412 rushing yards to become the 13th player in A-State history with 2,000 yards . . . Needs 753 rushing yards for the 10th most in school history.

2016: Second Team All-Sun Belt Conference selection as an all-purpose player . . . 2016 Doak Walker Award Watch List . . . Started final 12 games of the season, including the Cure Bowl . . . Led team and ranked fourth in the Sun Belt in rushing with 879 yards . . . Seven rushing touchdowns tied the 5th most in the conference among running backs . . . Ranked tied for 3rd in the Sun Belt Conference in scoring touchdowns with 10 to his credit for a 4.6 average . . . Ranked 7th in the Sun Belt in all-purpose yards per game with 89.1 (1,158 total; 879 rushing/279 receiving) . . . Posted at least 50 rushing yards in seven outings, 75 or more in five games and 90 or more in three, including a season-high 140 against Georgia Southern . . . Recorded at least one rushing score in five games . . . Caught a season-high five passes against Georgia Southern and had at least one catch in nine games . . . Posted a season-high two touchdown receptions against ULM . . . Over 100 all-purpose yards recorded in three games . . . Lindy's Second Team Preseason All-Sun Belt Conference . . . Athlon Sports and Phil Steele's Preseason Fourth Team All-SBC.

2015: Sun Belt Conference All-Newcomer Team . . . Played in all 13 games as a true freshman, finishing with 709 rushing yards that were the second most on the team . . . His rushing total was the highest by an A-

BOWL
GAMES

2016
2015
2014
2013
2012
2011
2005
1970
1969
1968
1954
1952 (2)
1951

PLAYER PROFILES | 81

ARKANSAS STATE

Sun Belt Conference Champions | 2011 | 2012 | 2013 | 2015 | 2016

State freshman since Lamont Zachary ran for 846 yards in 1996 . . . Ran for a season-high 119 yards and a touchdown in a victory over Georgia State and narrowly missed the 100-yard mark with 98 against Louisiana-Lafayette . . . Ran for at least 50 yards in the final seven games of the season . . . Third on the team with five rushing touchdowns and averaged 6.0 yards per carry . . . Third on the team with 891 all-purpose yards, including 135 receiving yards . . . Recorded one of two A-State rushing touchdowns during the New Orleans Bowl and also led the team in rushing in the game . . . Caught 18 passes with a long reception covering 31 yards against Toledo . . . Responsible for a season-high five receptions in the New Orleans Bowl . . . Sun Belt Conference Academic Honor Roll and A-State Athletics Director's Honor Roll member.

HIGH SCHOOL: 3-star recruit by ESPN and Rivals, which lists Wand as the No. 13 player in the state of Oklahoma . . . Rated as the No. 16 player in the state of Oklahoma and No. 146 running back in the nation by ESPN . . . Registered over 5,500 yards of total offense in his career at Memorial High School as a four-year starter for the Bulldogs . . . Rushed for 1,769 yards and 15 touchdowns as a junior . . . Also had a stellar sophomore season with 1,812 yards and 15 touchdowns . . . Ranked No. 11 on The Oklahoman's Super 30 . . . Also a varsity track and field letterman . . . Also recruited by schools such as New Mexico and Southern Mississippi.

PERSONAL: Born Oct. 23, 1996 . . . Son of Ali Williams . . . Sport Management major.

WAND'S CAREER RUSHING STATISTICS

Yr.	ATT	YDS	AVG.	TD	LG
2015	118	709	6.0	5	60
2016	200	879	4.4	7	55
Totals	318	1,588	4.9	12	60

WAND'S CAREER RECEIVING STATISTICS

Yr.	No.	YDS	AVG.	TD	LG
2015	18	135	7.5	0	31
2016	24	279	11.6	3	48
Totals	42	414	9.9	3	48

ARMOND WEH-WEH #2

RB | 6-0 | 205 | Sr.-R | 1L

Houston, Texas (Scottsdale (Ariz.) CC)



2016: Played in each of the first two games, but suffered a season-ending injury against Auburn . . . Recorded five rushing attempts for 29 yards and one touchdown on the season, all posted against Toledo in the season opener.

SCOTTSDALE COMMUNITY COLLEGE: Helped lead Scottsdale to a 7-4 record in 2015, which the Artichokes ended with a five-game winning streak . . . Recorded 17 rushing attempts for 175 yards and two touchdowns in the 2015 Valley of the Sun Bowl, helping Scottsdale pick up a 42-34 victory over 11th-ranked Central Lakes College . . . Posted 153 rushing attempts for 1,229 yards and 11 touchdowns – all team highs – as a sophomore . . . Averaged 8.03 yards per rushing attempt with a long run covering 86 yards . . . Also

caught five passes for 39 yards . . . He ranked fifth in the NJCAA in total rushing yards and his 11 running scores tied the 10th most in the nation . . . Freshman season saw him post 251 yards and four touchdowns on 48 rushing attempts as he helped lead Scottsdale to an 8-3 record . . . Originally signed with Texas Tech coming out of high school and redshirted his freshman season . . . 3-star recruit by 247Sports.com . . . Also recruited by teams such as Akron, South Alabama, Tulane and Texas State.

HIGH SCHOOL: Prior to signing with Texas Tech, he was named a first team All-District 23-5A fullback as a senior at Fort Bend Kempner High School.

PERSONAL: Born April 2, 1995 . . . General Studies major.

JOHNSTON WHITE #30

RB | 5-11 | 188 | Sr.-RS | 3L
Covington, Tenn. (Covington)



2017: Enters his senior season with 25 career rushing touchdowns, the seventh most in A-State history . . . Needs 400 rushing yards to become the 13th player in A-State history with 2,000 yards, and 741 yards for the 10th most in school history.

2016: Played in 12 games, including one (Toledo) as a starter . . . Recorded 105 rushing attempts for 498 yards and five touchdowns, all the second most on the team . . . 4.5 average per rushing attempt ranked first on the squad . . . Ran 17 times for 126 yards -- both season highs -- against Georgia Southern . . . Recorded a season-long run covering 50 yards against Louisiana-Monroe . . . Rushed for at least 50 yards in three outings, including Georgia Southern, ULM (72) and South Alabama (58) . . . Posted a season-high two rushing touchdowns against Georgia State, while his other three also all came over the last eight regular-season games against conference opponents as well . . . Ended his junior season ranked 46th in the nation among active players in career rushing touchdowns (25) . . . Finished the season with seven receptions for 64 yards . . . All seven catches came over the course of six consecutive games . . . Season-high two catches for 18 yards against ULM . . . Long catch covered 31 yards against New Mexico State . . . Burlsworth Trophy nominee . . . Athlon Sports Third Team Preseason All-Sun Belt Conference.

2015: Burlsworth Trophy nominee for the top current or former walk-on in the nation . . . Played in 13 games, finishing the season with a team-high 14 rushing touchdowns that tied the fifth most in school history, ranked tied for the second most in the Sun Belt Conference and tied for the 20th most in the nation . . . Ranked ninth in the Sun Belt Conference in scoring (6.5 ppg) and fourth in scoring touchdowns . . . Ran for a career-high 614 yards on 99 attempts, averaging 6.2 yards per carry . . . 614 rushing yards were the second most on the team . . . Also posted three receptions for 12 yards . . . Posted 85 rushing yards and three touchdowns, both season highs, against Missouri State . . . Ran for at least 50

RED WOLVES FOOTBALL

AStateRedWolves.com

yards in six games . . . Recorded at least two rushing touchdowns in four games . . . Sporting News "Biggest Overachiever" in the Sun Belt Conference, stating "The walk-on rushed for 500-plus yards and six touchdowns last season, and caught a TD pass too" . . . Sun Belt Conference Commissioner's List and A-State Athletics Director's Honor Roll member.

2014: Burlsworth Trophy Award nominee for the top walk-on player in the nation . . . Played in every game, including three as a starter . . . Rushing attempts (95), rushing yards (514) and rushing touchdowns (6) were all the third most on the team . . . Averaged 5.4 yards per carry with a long run of 27 yards . . . Ran for a season-high 110 yards on just 12 carries versus New Mexico State . . . Posted one other 100-yard rushing game, recording exactly 100 against Utah State to go along with a touchdown . . . All six touchdowns came in different games . . . Rushed for 83 yards and a touchdown against Miami in his first career start . . . Tallied at least 40 rushing yards in six games . . . Caught six passes for 27 yards and one touchdown (versus Appalachian State) . . . Caught three passes for 19 yards with a long reception of 11 yards against Texas State -- all season highs.

2013: A walk-on to the A-State football team, red-shirted and participated on the scout team . . . Athletics Director's Honor Roll . . . Sun Belt Conference Academic Honor Roll.

HIGH SCHOOL: Four-year varsity letterman . . . Earned First Team all-state, all-area, all-region, all-conference and all-county as a senior . . . Over four-year prep career, rushed for 4,801 yards and 66 touchdowns . . . Helped lead Covington to a conference championship, sectional championship, regional title and state runner-up . . . Mr. Football finalist in the state of Tennessee . . . Junior season named first team all-state, all-region and all-conference . . . Also a three-year varsity letterman on the baseball team . . . Honor roll and National Honor Society member.

PERSONAL: Born Oct. 13, 1994 . . . Son of John and Brenda White . . . Interdisciplinary Studies major . . . Participated in A-State Athletics' study abroad trip to London in the summer of 2017.

WHITE'S CAREER RUSHING STATISTICS

Yr.	ATT	YDS	AVG.	TD	LG
2014	95	514	5.4	6	27
2015	99	614	6.2	14	56
2016	105	472	4.5	5	50
Totals	299	1600	5.4	25	56

WHITE'S CAREER RECEIVING STATISTICS

Yr.	No.	YDS	AVG.	TD	LG
2014	6	27	4.5	1	11
2015	3	12	4.0	0	5
2016	7	64	9.1	0	31
Totals	16	103	6.4	1	31

BRANDON WILLIAMS #30

CB | 5-11 | 180 | Fr.-R | RS
Chicago, Ill. (St. Rita)



2016: Redshirted and participated on the scout team . . . A-State Athletics Director's Honor Roll member.

HIGH SCHOOL: Attended St. Rita High School in Chicago, Ill. . . . Finished his senior season with 496 yards on 80 carries and six touchdowns . . . Hauled in five receptions for 22 receiving yards.

PERSONAL: Born Sept. 8, 1997 . . . Marketing major.

SAWYER WILLIAMS #38

K | 5-11 | 205 | So.-R | 1L
Allen, Texas (Allen)



2016: Played in all 13 games, handling kickoff duties throughout the season before also taking over placekicking for the Red Wolves in the Cure Bowl as well . . . Recorded 72 kickoffs for 4,375 yards, averaging 60.8 yards per attempt . . . Recorded 15 touchbacks . . . Made his only field goal attempt of the year from 22 yards against UCF . . . Made all four of his extra point attempts in the bowl game as well . . . A-State Athletics Director's Honor Roll member.

2015: Redshirted his true freshman season . . . Sun Belt Conference Academic Honor Roll and A-State Athletics Director's Honor Roll member.

HIGH SCHOOL: Varsity letterman on the football and soccer teams . . . Helped lead football team to two state championships . . . Played on the No. 1-ranked high school team in the nation in 2014 . . . First team all-district selection as a senior after scoring 119 points . . . Named the District 6-GA Goalkeeper of the Year.

PERSONAL: Born July 26, 1996 . . . General Studies major.

ARKANSAS STATE

Sun Belt Conference Champions | 2011 | 2012 | 2013 | 2015 | 2016

KYLE WILSON #15

LB | 6-0 | 228 | Sr. | 1L
Wichita, Kan. (Hutchinson (Kan.) CC)



2017: Lindy's, Athlon and SouthernPigskin.com Pre-season First Team All-Sun Belt Conference . . . Phil Steele's Preseason Second Team All-Sun Belt.

2016: Sun Belt Conference All-Newcomer Team . . . Played in all 13 games, including the last nine as a starter . . . Finished the season with 79 tackles, 15.5 tackles for loss of 48 yards, 3.0 sacks and nine quarterback hurries . . . Ranked fourth on the team in tackles and 30th in the Sun Belt (6.1 per game) . . . Ranked third on the team in tackles for loss, but fourth in the Sun Belt (1.19 per game) . . . 3.0 sacks tied for 14th most in the league . . . Named the College Sports Madness SBC Defensive Player of the Week (Oct. 9) after recording 13 tackles and three tackles for loss -- both season highs -- against Georgia Southern . . . Recorded at least five tackles in nine games . . . Narrowly missed double-figure stops against Auburn with nine and also had seven in three other games, including the Cure Bowl . . . Tallied at least 1.0 tackle for loss in 10 outings, including 2.5 against both Louisiana-Lafayette and UCF . . . Posted a season-high 1.5 sacks against UCF, but also had 1.0 TFL against Georgia State and 0.5 versus New Mexico State . . . A-State Athletics Director's Honor Roll member.

HUTCHINSON COMMUNITY COLLEGE: Named All-KJCCC as an honorable mention choice in 2015 after leading Hutchinson in tackles with 94 to his credit . . . Posted 14 tackles for loss, three sacks, one forced fumble and two pass break-ups as a sophomore . . . 94 stops were the 24th most in the NJCAA, while he ranked tied for 35th in tackles for loss . . . Tallied a double-figure tackles total in four outings, including a career-high 15 against Ellsworth Community College . . . Freshman season saw him post 78 tackles, eight tackles for loss, 0.5 sacks, one forced fumble and a fumble recovery . . . Helped lead the Blue Dragons to their first ever 11-win season, a Jayhawk Conference title and No. 4 ranking in the final NJCAA Poll in 2014.

HIGH SCHOOL: Prior to his time at Hutchinson, Wilson was a second-team All-City League selection and Capital Journal All-Class 6A honorable mention choice while attending Wichita South High School.

PERSONAL: Born Nov. 2, 1995 . . . Communication Studies major . . . Participated in A-State Athletics' study abroad trip to London in the summer of 2017.

WILSON'S CAREER DEFENSIVE STATISTICS

Yr.	UT	AT	TOT	TFL	SACK	INT	PBU	FF	FR	BK
2016	33	46	79	15.5	48	3.0	21	0	0	0
Totals	33	46	79	15.5	48	3.0	21	0	0	0

CLASSIFICATION:

FRESHMEN: 10 || REDSHIRT FRESHMEN: 16 || SOPHOMORES: 27 || JUNIORS: 28 || SENIORS: 20

BY POSITION:

OFFENSE (50)

QUARTERBACK: 6 || RUNNING BACK: 7 || WIDE RECEIVER: 13 || TIGHT END: 5 || OFFENSIVE LINE: 19

DEFENSE (45)

DEFENSIVE LINE: 6 || DEFENSIVE END: 8 || LINEBACKER: 10 || DEFENSIVE BACK: 4 || CORNER: 8 || SAFETY: 9

SPECIAL TEAMS (4)

PUNTER: 1 || KICKER: 1 || DEEP SNAPPER: 2

BY STATE/COUNTRY:

ARKANSAS (32): Barton, Bentonville (2), Blytheville, Bryant (2), Cave City, Cherry Valley, Corning, Fayetteville, Fort Smith, Harding, Jonesboro (7), Little Rock (2), Lonoke, Marion, Melbourne, North Little Rock, Prescott, Sheridan, Sherwood, Trumann, Warren (3)

TEXAS (13): Allen, Atlanta, Beaumont, Flower Mound, Garland, Houston, Mesquite (2), McKinney, Orange, Plano, Rowlett, Waco

ALABAMA (10): Auburn, Bessemer, Birmingham, Daphne, Fairhope, Hoover, Mobile, Muscle Shoals, Reform, Tallassee

GEORGIA (7): Atlanta, Columbus, Gordon, Philbert, Ringgold, Sandersville, Tyrone

FLORIDA (6): Boynton Beach, Hialeah, Miami, Mount Dora, Palm Beach, Tampa

MISSISSIPPI (5): Fannin, Laurel, Olive Branch, Pascagoula, Tupelo

MISSOURI (5): Columbia, Kansas City, Springfield (2), Webb City

OKLAHOMA (5): Edmond (2), Guthrie, Oklahoma City, Tulsa

LOUISIANA (4): Baton Rouge, Lafayette, Marrero, New Orleans

TENNESSEE (4): Collierville, Covington, Germantown, Memphis

KANSAS (3): Derby, Wichita (2)

DELAWARE (2): Bridgeville, Harrington

SOUTH CAROLINA (2): Bennettsville, Union

CALIFORNIA (1): San Juan Capistrano

CANADA (1): Quebec

ILLINOIS (1): Chicago

MARYLAND (1): Silver Spring

NORTH CAROLINA (1): Hope Mills

A-State Football Announces 2017 Signing Class

JONESBORO, Ark. (2/11/17) – Arkansas State head football coach Blake Anderson announced Wednesday that the Red Wolves, winners of five of the last six Sun Belt Conference championships, have signed 27 players from 12 different states as part of their 2017 recruiting class.

A-State's latest recruiting class, the fourth under Anderson, is made up of 13 defensive players, 12 offensive, one specialist and one "athlete" that could play on either side of the ball. The Red Wolves put a large focus on its offensive front by signing nine linemen, while also adding five safeties, two cornerbacks and a nickelback to its secondary.

"I think you can look at the signing class and find out real quick that we had a huge need at the offensive line position," Anderson said. "It's rare that you have five starters and seven guys total graduating from one (position) group, so we knew this challenge was coming up. How to address it and how to effectively go out and repair the hole that was going to be created was a huge challenge. I have to say, looking at what we've done and who we've got signed and committed to be here for us, our staff did a phenomenal job.

"We were facing similar issues at safety, and I think defensive tackle was another key concern," continued Anderson. "You can look at what we did at safety with some quality players coming to us who have speed, great range and have played at high levels. Then you take a guy like (defensive lineman) Waylon Roberson out of the mix – a guy like him and Jake Swalley who both graduated – that's hard to replace. But I really like what we've done to bring in some veteran guys in those two spots too."

Six of the nine offensive linemen signed are either junior college or NCAA FBS transfers to help replace the departure of all five starters from last year's team. The group was part of 16 junior college or FBS transfers inked by A-State, which also signed 11 high school players.

All 11 high school players were part of the 17 total A-State inked on National Signing Day. The remaining 10 players included five midyear signees and five who were already on campus and enrolled at the university.

Joining the nine linemen on the offensive side of the ball will be two wide receivers and one quarterback. In addition to the eight defensive secondary players, the Red Wolves also signed three interior linemen, one defensive end and a linebacker.

The entire class features 21 players named all-state, all-conference, All-American or rated as at least a 3-star prospect by one of the major recruiting web sites. The most signees came from the states of Alabama, Kansas and Mississippi as four players from each one inked with the Red Wolves. The class also includes three players from both Ark. and Ga., two from both La. and Okla. and one from Ariz., Calif., Iowa, New York and Texas.

2017 A-STATE RECRUITING CLASS

1. **Jonathan Adams, Jr.:** 6-3, 185, Fr., WR Jonesboro, Ark. (Jonesboro)
2. ***Tony Adams:** 6-0, 344, DL, Jr. Fannin, Miss. (Jones County (Miss.) JC)
3. ***Ronheen Bingham:** 6-2, 222, Jr., DE Bennettsville, S.C. (Hutchinson (Kan.) CC)
4. **Caleb Bonner:** 6-1, 194, Fr., DB Reform, Ala. (Pickens County)
5. *****Lanard Bonner:** 6-5, 330, Jr., OL Birmingham, Ala. (Highland (Kan.) CC)
6. **Marvis Brown:** 6-3, 337, Jr., OL Orange, Texas (Tyler (Texas) JC)
7. **AJ Cayetano:** 5-10, 181, Fr., CB Atlanta, Ga. (Benjamin E. Mays)
8. **Aldon Clark:** 6-2, 180, Fr., QB New Orleans, La. (Edna Karr)
9. **Josh Curry:** 6-2, 305, Jr., DL Columbus, Ga. (Arizona Western College)
10. **Justin Dutton:** 6-4, 305, Fr., OL Guthrie, Okla. (Guthrie)
11. **Dwayne Fisher:** 6-4, 345, Fr., OL Marrero, La. (John Ehret)
12. ****Kendrick Edwards:** 6-5, 212, Jr., WR Miami, Fla. (Arkansas)
13. ***Tyler Flathau:** 6-0, 185, P, Jr. Hattiesburg, Miss. (Miss. Gulf Coast CC)
14. **Jefferie Gibson:** 6-4, 195, Jr., S Hope Mills, N.C. (Arizona Western College)
15. **Chad Gooden:** 6-1, 175, Fr., S Douglasville, Ga. (Douglas County)
16. **Andre Harris:** 6-5, 330, Fr., OL Oklahoma City, Okla. (Putnam City North)
17. **Darreon Jackson:** 6-0, 200, So., S Derby, Kan. (Coffeyville (Kan.) CC)
18. ***Chase Johnson:** 6-3, 286, Jr., OL Olive Branch, Miss. (Northwest Miss. CC)
19. **Michael Johnson:** 6-0, 180, Jr., S Hialeah, Fla. (Mt. San Antonio (Calif.) Coll.)
20. *****Kyle Martin:** 5-10, 175, Sr., CB Wichita, Kan. (Dodge City (Kan.) CC)
21. **Hunter Moreton:** 6-1, 275, Fr., DL Fort Smith, Ark. (Southside)
22. *****Alex Novak:** 6-2, 266, So., OL Fairhope, Ala. (Southwestern Miss. CC)
23. **Jaypee Philibert:** 6-5, 314, Sr., OL Atlanta, Ga. (Iowa State)
24. ***Nour-Eddine Seidnaly:** 6-5, 300, Jr., OL Silver Spring, Md. (ASA (N.Y.) College)
25. **Zach Thomas:** 6-1, 181, Fr., ATH Reform, Ala. (Pickens County)
26. *****Anton Turnage:** 6-3, 205, Jr., LB Columbia, Mo. (Dodge City (Kan.) CC)
27. **Larry Wooden:** 6-0, 180, Fr., S Hoover, Ala. (Spain Park)

**midyear signee available for spring practice*

***already enrolled and sat out 2016 season due to NCAA transferring rules*

****enrolled fall 2016 and participated in the 2016 season, but counted toward the 2017 signing class*

ARKANSAS STATE

Sun Belt Conference Champions | 2011 | 2012 | 2013 | 2015 | 2016

JONATHAN ADAMS, JR. #9

WR | 6-3 | 185 | Fr. | HS

Jonesboro, Ark. (Jonesboro)

Two-time all-state selection . . . Named the "Best Under The Sun Football Player of the Year" by the Jonesboro Sun newspaper . . . Little Rock Touchdown Club's 2016 Arkansas High School Class 6A Player of the Year . . . Named to the East roster for the annual Arkansas High School Coaches Association All-Star game . . . Completed his senior season with 76 receptions for 1,402 yards and 26 touchdowns . . . Ran for 97 yards and a touchdown on 11 carries . . . Finished his senior campaign with 1,652 all-purpose yards . . . Also played safety, breaking up four passes and posting one interception in limited duty . . . Helped lead Jonesboro High School to just its third conference football championship since 1987 with a 6-2 mark in 6A East and 9-2 overall record . . . Junior season caught 63 passes for 1,231 yards and 19 touchdowns, while also intercepting two passes and returning a punt for a touchdown . . . Also a member of the JHS varsity basketball team that is nationally ranked in the CBS MaxPreps high school poll . . . Earned all-state basketball honors . . . Member of the Jonesboro varsity track and field team . . . Father, Jonathan Adams, was a standout running back at A-State from 1998-2001, earning All-Sun Belt honors in 2001 and still ranking as the Red Wolves' fourth all-time leading rusher with 3,005 career yards to his credit . . . Listed as a 2-star recruit by Rivals, Scout and 247Sports.com . . . Ranked as the No. 211 "athlete" in the nation and No. 20 player in the state of Arkansas among all positions.

TONY ADAMS #99

DL | 6-0 | 344 | Jr. | TR

Fannin, Miss. (Jones County (Miss.) JC)

Midyear signee who was able to participate in A-State's 2017 spring camp and will have two years of eligibility remaining with the Red Wolves . . . Started nine games in 2016, recording 27 tackles, including four tackles for loss, and a half sack . . . Helped lead the squad to a 6-3 record . . . Received a "Letter J Award" from the football team . . . Played in nine games as a freshman, finishing with 11 tackles and one tackle for loss . . . Prior to signing with Jones County, Adams was a varsity letterman and 1st Team All-Region 2-6A selection for the Northwest Rankin (Fannin, Miss.) High School football team . . . Also a varsity letterman in track & field, basketball and powerlifting . . . Listed as a 2-star recruit by Rivals.com, Scout.com and

247Sports.com . . . Ranked as the nation's No. 31 junior college defensive tackle by 247Sports.

RONHEEN BINGHAM #23

DE | 6-2 | 222 | Jr. | TR

Bennettsville, S.C. (Hutchinson (Kan.) CC)

Midyear signee who was able to participate in A-State's 2017 spring camp and will have two years of eligibility remaining with the Red Wolves . . . Completed his two-year career at Hutchinson with 110 tackles, 25.5 tackles for loss and 7.5 sacks . . . 2016 first team all-region and all-conference after recording 85 tackles, 19 tackles for loss, six quarterback sacks and three fumble recoveries . . . Freshman campaign saw him register 25 tackles, 6.5 tackles for loss, 1.5 sacks and 1 pass break-up . . . A Bennettsville, S.C. native, Bingham was a varsity football letterman at Marlboro County High School . . . Recorded 131 tackles and tied for the area lead with 14 sacks as a senior . . . South Team Defensive MVP in the South Carolina North-South All-Star Game . . . Listed as a 2-star recruit by Rivals.com, Scout.com and 247Sports.com . . . Ranked as the nation's No. 12 junior college outside linebacker by 247Sports . . . Also recruited by programs such as Utah State, Bowling Green and Colorado.

CALEB BONNER #22

DB | 6-1 | 194 | Fr. | HS

Reform, Ala. (Pickens County)

Named a 2016 second team all-state selection at running back by the Alabama Sports Writers Association . . . Played both running back and defensive back for the Tornados . . . Helped lead Pickens County to the Class 1A state championship game . . . Member of the West Alabama All-Star Team . . . Ran for over 1,500 yards and 26 touchdowns as a senior . . . Named the Tuscaloosa News High School Football Player of the Week after rushing for 198 yards and five touchdowns in a victory over Berry . . . Played at 6A Tuscaloosa County High School before transferring to Pickens as a senior . . . Listed as 2-star recruit by Rivals, Scout and 247Sports.com . . . Ranked as the No. 96 player in the state of Alabama by Scout.com . . . 247Sports' No. 231 safety in the nation and No. 115 ranked player in the state of Alabama.

MARVIS BROWN #69

OL | 6-3 | 337 | Jr. | TR

Orange, Texas (Tyler (Texas) JC)

Named a National Junior College Athletic Association (NJCAA) Second-Team All-American in

2016 . . . Led the way for a TJC rushing attack that was eighth in the nation in yards per game (231.1) and in pass protection for the top-rated NJCAA passing offense that averaged 405.8 yards per game . . . Part of an Apaches' offense that led the NJCAA in total offense per game with 636.9 yards along with points per game (54.3) . . . Played for Texas Southern as a freshman in 2015 . . . Prepped at Little Cypress-Mauriceville High School in Orange, Texas . . . All-district selection for the Battlin' Bears . . . Listed as a 3-star by 247Sports and 2-star by Rivals and Scout . . . Ranked as the No. 4 junior college offensive guard in the nation and the No. 9 junior college overall player in the state of Texas . . . Also recruited by school such as Southern Miss, North Texas, UAB and Texas State.

AJ CAYETANO #7

CB | 5-10 | 181 | Fr. | HS

Atlanta, Ga. (Benjamin E. Mays)

4-year varsity letterman . . . Played both offense and defense for the Raiders, helping lead the team to an 11-2 overall record, 8-0 region mark and third round of the state playoffs in 2016 . . . Posted over 20 tackles and a pair of interceptions as a senior . . . Returned eight kickoffs for 227 yards (28.4 avg.) with a long of 51 yards . . . Earned all-region honors . . . Named to the Junior Elite Georgia Class Team . . . Mays posted a 10-2 record in 2015 during Cayetano's junior season . . . Posted 170 rushing yards on 36 carries and returned two kickoffs 87 yards with a long of 60 as a junior . . . Recorded 21 tackles, one tackle for loss and a pass break-up his junior campaign as well . . . Listed as a 3-star recruit by Rivals and 247Sports . . . Scout 2-star recruit . . . Ranked as the No. 172 cornerback in the nation and No. 175 player in the state of Georgia by 247Sports . . . Also recruited by schools such as Appalachian State, Connecticut, Georgia Southern, Missouri, North Carolina State, Georgia State, Purdue, Southern Miss and Troy.

ALDON CLARK #1

QB | 6-2 | 180 | Fr. | HS

New Orleans, La. (Edna Karr)

Named the Louisiana Sports Writers Association's state offensive Player of the Year after leading Edna Karr to a 15-0 record and the 2016 Class 4A state championship . . . LSWA Class 4A First Team All-State selection . . . Placed on the All-Metro Large School Team by the Times Picayune . . . Selected as the Greater New Or-

leans Amateur Athlete of the Month by the award's selection committee, sponsored by the Allstate Sugar Bowl . . . Second Team MaxPreps Medium Schools All-American selection . . . Completed 151-of-211 passes for 3,444 yards and 44 touchdowns . . . Rushed for 786 yards and 13 scores . . . 247Sports 3-star recruit . . . Listed as a 2-star recruit by Rivals and Scout . . . Ranked as the No. 58 pro-style quarterback in the nation and No. 67 player in the state of Louisiana by 247Sports . . . Also recruited by schools such as Florida State, LSU, Memphis, Mississippi State, Tulane and Utah.

JOSH CURRY #90

DL | 6-2 | 305 | Jr. | TR

Columbus, Ga. (Arizona Western College)

Spent the last two seasons at Arizona Western College in Yuma, where he piled up a combined 64 tackles, 12.5 tackles for loss and 1.5 sacks . . . Helped lead Arizona Western to an 11-1 record and an appearance in the NJCAA National Championship game, where the Matadors fell 25-22 against Garden City . . . Arizona Western finished the 2016 season ranked No. 3 in the final NJCAA poll . . . Completed his sophomore season with 39 tackles, 5.5 tackles for loss and one pass break up . . . Recorded 25 tackles, 1.5 sacks, 7 tackles for loss, a pass break-up and a blocked kick as a freshman at AWC . . . Varsity football letterman at Carver (Ga.) High School prior to attending AWC . . . Listed a 2-star recruit by 247Sports, Rivals and Scout . . . Ranked as the No. 33 junior college defensive tackle in the nation and the No. 25 junior college overall player in the state of Arizona . . . Also recruited by schools such as Arizona State, TCU, Middle Tennessee, South Carolina, Tennessee, Ole Miss and UCF.

BLAKE DEVER #19

QB | 6-4 | 215 | So. | TR

Palm Beach, Fla. (Savannah State)

Saw action in eight games as a true freshman at Savannah State . . . Completed 44-of-98 passing attempts for 506 yards with a pair of touchdowns and three interceptions . . . Recorded a 44.9 completion percentage . . . Prior to Savannah State, varsity football letterman at Wellington High School . . . First team all-county posted by Palm Beach and first team all-state posted by the Sun Sentinel . . . U.S Marines player of the game . . . Palm Beach Post player of the week . . . ESPN Land Rover player of the week . . . Florida vs Georgia Outback Bowl invitee . . . With 2,784 passing yards he was ranked as the

ARKANSAS STATE

Sun Belt Conference Champions | 2011 | 2012 | 2013 | 2015 | 2016

4th passer in the state of Florida and ranked #2 in the 8A class with 31 passing touchdowns . . . Achieved 212 rushing yards and 4 rushing touchdowns.

TRAJAN DOSS #21

S | 5-10 | 180 | So.-RS | TR

Sheewood, Ark. (Ouachita Baptist)

Played wide receiver his freshman season (2015) at Ouachita . . . Rushed seven times for 12 yards and one touchdown while also catching six passes for 119 yards (19.8 avg), including a long of 60 yards . . . Returned two kickoffs for 44 yards . . . Redshirted the 2016 season . . . Attended Sylvan Hills High School.

JUSTIN DUTTON #78

OL | 6-4 | 305 | Fr. | HS

Guthrie, Okla. (Guthrie)

Honorable mention all-state selection as a senior in 2016 . . . Named to the First Team All-USA Oklahoma Football Team by USA Today High School Sports . . . Oklahoma Coaches Association All-State choice as a senior . . . 2015 and 2016 Preseason All-Vype team in Oklahoma . . . Helped lead Guthrie to the state playoffs in 2016 . . . Ranked No. 28 on the Oklahoman Super 30 and the No. 3 offensive lineman in the state . . . Listed a 2-star recruit by Rivals, 247Sports and Scout . . . Ranked as the No. 151 guard in the nation and No. 40 player in the state of Oklahoma by 247Sports . . . Also recruited by teams such as TCU, Ohio, Oklahoma State, Oklahoma, Tulsa, Kansas and Ohio.

DWAYNE FISHER #79

OL | 6-4 | 345 | Fr. | HS

Marrero, La. (John Ehret)

Named First Team All-USA Louisiana by USA Today High School Sports . . . Honorable mention all-state selection by the Louisiana Sports Writers Association . . . Helped lead John Ehret to a 12-3 record and the quarterfinals of the 2016 state playoffs . . . The 2015 Patriots posted a 12-3 record and runner-up finish in the 2015 Louisiana Class 5A state playoffs . . . Listed as a 3-star recruit by Scout, 247Sports and ESPN.com and a 2-star recruit by Rivals . . . Ranked as the No. 80 offensive tackle in the nation and No. 2 player at the position in the state of Louisiana by Scout . . . Ranked as the No. 41 overall player in the state and No. 82 offensive tackle in the nation by 247Sports . . . ESPN ranks Fisher No. 68 in the nation at his position and No. 33 in the state among all players . . . Also recruited by schools such as Colorado,

Mississippi State, Arkansas and UT San Antonio.

JEFFERIE GIBSON #6

S | 6-4 | 195 | Jr. | TR

Hope Mills, N.C. (Arizona Western College)

Spent the 2016 season as a wide receiver at Arizona Western College in Yuma after transferring from Clemson . . . Helped lead AWC to an 11-1 record and an appearance in the NJCAA National Championship game, where the Matadors fell 25-22 against Garden City . . . Arizona Western finished the 2016 season ranked No. 3 in the final NJCAA poll . . . Completed his sophomore season with 12 receptions for 223 yards and five touchdowns . . . Also had six rushing yards on one attempt . . . Varsity football letterman at Gray's Creek High School originally signed with Clemson in 2014 and redshirted his true freshman season at the school . . . At the time Gibson signed with the Tigers, he was rated as the No. 19 player in North Carolina by 247Sports . . . Played in 12 games as a redshirt freshman at Clemson, recording five tackles and one tackle for loss . . . Posted a season-high three tackles against Appalachian State . . . Posted 123 tackles and 10 interceptions (three for scores) during his high school career at Gray's Creek . . . Posted three punt-return touchdowns and two kickoff-return touchdowns in his career . . . Recorded 45 tackles and three interceptions as a senior . . . Tallied 243 passing yards and 149 rushing yards as a senior . . . Completed his junior season with 69 tackles and four interceptions . . . Also a varsity basketball letterman at GCHS, Gibson averaged double-figure points per game . . . Currently listed as a 3-star recruit by Rivals and a 2-star by Scout and 247Sports . . . Ranked as the No. 25 junior college safety in the nation and No. 24 junior college player in the state of North Carolina by 247Sports.

CONNOR HAAG #40

WR | 5-11 | 175 | Fr.-RS | TR

Trumann, Ark. (Trinity International Univ.)

Redshirted his true freshman season at Trinity International in 2016 . . . Three-time All-Region 3 Team selection at Trumann High School . . . Named team's Offensive Player of the Year as a sophomore in 2013.

ANDRE HARRIS #74

OL | 6-5 | 330 | Fr. | HS

Oklahoma City, Okla. (Putnam City North)

Selected as an honorable mention selection on

The Oklahoman all-state team . . . Named to the Oklahoma Big 10 All-Conference Team . . . Earned Class 6A-I All-District 2 honors as selected by the coaches . . . Named to the Big All-City football roster by The Oklahoman . . . Also a member of the Putnam City North varsity basketball team . . . 2016 All-USA Oklahoma Football Team member as selected by USA Today High School Sports . . . Listed as a 2-star recruit by 247Sports, Rivals and Scout . . . Ranked as the No. 113 guard in the nation and No. 31 overall player in the state of Oklahoma according to 247Sports . . . Also recruited by schools such as Iowa State, Kansas, Kansas State, Mississippi State and TCU.

DARREON JACKSON #34

S | 6-0 | 200 | So. | TR

Derby, Kan. (Coffeyville (Kan.) CC)

Defensive back for Coffeyville Community College in 2016 who registered 94 tackles, a forced fumble, six pass break-ups and five interceptions, including two returned for a touchdown . . . Earned Honorable Mention All-KJCCC recognition . . . Helped lead Coffeyville to a 6-5 record, and the Red Ravens received votes in the final NJCAA poll . . . Originally signed with Boise State out of high school and redshirted his true freshman season in 2015 . . . Coming out of high school, he was listed as a 3-star recruit per Scout.com and was also the top-rated individual at his position in the state of Kansas, No. 22 in the Midland Region and No. 100 nationally . . . 3-star recruit per Rivals.com rated No. 9 overall in Kansas . . . 3-star recruit per ESPN rated No. 12 overall in Kansas . . . 3-star recruit per 247Sports rated No. 10 overall in Kansas . . . Named AVCTL-I Defensive Most Valuable Player and first-team all-league on both offense and special teams at Derby High School as a senior . . . Recorded 126 tackles, five interceptions, two forced fumbles and five fumble recoveries . . . Also had two punt returns for touchdowns and two kick returns for touchdowns . . . Scored seven touchdowns without taking an offensive snap . . . Was also named all-state . . . Junior season competed for Mesquite Horn High School in Texas . . . Named first-team all-district at outside linebacker and was honorable mention 5A All-State . . . Registered 89 tackles, four interceptions, five forced fumbles and three fumble recoveries.

CHASE JOHNSON #63

OL | 6-3 | 286 | Jr. | TR

Olive Branch, Miss. (Northwest Mississippi CC)

Midyear signee who was able to participate in A-State's 2017 spring camp and will have two years of eligibility remaining with the Red Wolves . . . Expected to play center at A-State . . . Spent the last two seasons at NWCC . . . Played in 24 games, including 14 as a starter . . . Started all 12 games as a sophomore, helping lead the Rangers to the C.H.A.M.P.S. Heart of Texas Bowl, a 9-3 record and a No. 6 spot in the final NJCAA rankings . . . Johnson helped pave the way 349.6 yards total offense per game, including 201.5 rushing yards per game that ranked 15th in the nation . . . Played in all 12 games as a redshirt freshman in 2015, earning starts in two outings to help lead NMCC to an 11-1 record and an NJCAA national title . . . Spent the 2014 season as a redshirt at Memphis before transferring to Northwest . . . Varsity letterman at Olive Branch High School, earning team captain honors as a senior when he was named second team all-state . . . Helped lead the Conquistadors to a 15-0 record and the state championship as a sophomore . . . Listed as a 2-star recruit by Rivals.com and 247Sports.com . . . Ranked as the No. 4 junior college center in the nation by 247Sports.com . . . Also recruited by schools such as Cincinnati, New Mexico, Tulane, UAB, UCF, Louisiana-Lafayette and Appalachian State.

MICHAEL JOHNSON #4

S | 6-0 | 180 | Jr. | TR

Hialeah, Fla. (Mt. San Antonio (Calif.) Coll.)

Johnson came to A-State after spending the last two seasons at Mt. San Antonio College in Walnut, Calif. . . . Named as the Southern California Football Association's (SCFA) National Division Central Defensive Player of the Year in 2016 . . . Earned All-California Community College Region III First-Team Defense accolades . . . Posted 49 tackles (third most on the team), tied for the team lead in pass breakups with eight and led the team interceptions with six as the Mounties registered an 8-3 record . . . Recorded 13 tackles in six games as freshman in 2015 . . . Prepped at Champagnat Catholic High School in Hialeah, Fla. . . . Helped lead CCHS to 2013 Class 2-A state championship . . . Listed as a three-star recruit by ESPN and 247Sports . . . Ranked as the No. 6 and No. 7 junior college safety in the nation by 247Sports and ESPN, respectively . . . Also recruited by school such as Florida Atlantic and Nevada.

HUNTER MORETON #94

DL | 6-1 | 275 | Fr. | HS

Fort Smith, Ark. (Southside)

Three-year varsity football starter at Southside . . . 2016 All-Arkansas Preps second-team selection . . . Named to the 2016 Class 7A All-State Team . . . Helped lead Southside to an 8-5 record and the semifinals of the Class 7A state playoffs in 2015 . . . Southside posted a 9-3 record and advanced to the state semifinals Moreton's sophomore year as well . . . Listed as a 2-star recruit by Rivals, Scout and 247Sports . . . Younger brother of Austin Moreton, a four-year letterman on the A-State football team from 2013-16.

JAYPEE PHILBERT #55

S | 6-5 | 314 | Sr. | TR

Atlanta, Ga. (Iowa State)

Philbert is a 6-5, 314-pound offensive tackle coming to A-State after spending the last two seasons at Iowa State . . . Appeared in two games for the Cyclones in 2016 after logging action in 10 contests in 2015 . . . Played at Coffeyville Community College in Kansas in 2014 . . . Named first-team all-KJCCC and earned First Team All-Sunflower State honors in 2014 . . . Led an offensive line unit which possessed one of the most balanced attacks in the nation, recording 3,427 passing yards and 2,671 rushing yards . . . Team finished 9-3, the most wins since 2005, and played in the Heart of Texas Bowl vs. Trinity Valley CC . . . Team was ranked No. 10 nationally in the final NJCAA poll . . . 3-star recruit by Rivals and ESPN . . . named the 92nd-best JC player nationally according to Rivals . . . ranked as the 10th-best JC offensive tackle by ESPN . . . Prepped at Archer High School in Atlanta, Ga. . . Ranked as the 57th-best player in Georgia and as one of the state's top offensive linemen . . . All-conference performer . . . Team averaged 210 yards rushing and 27.0 points in his senior season.

NOUR-EDDINE SEIDNALY #76

OL | 6-5 | 300 | Jr. | TR

Silver Spring, Md. (ASA (N.Y.) College)

Midyear signee who will be able to participate in A-State's 2017 spring camp and will have two years of eligibility remaining with the Red Wolves . . . Spent the last two seasons playing offensive line for the Avengers in the Northeast Football Conference . . . Seidnaly and the offensive line allowed a conference-best 1.7 sacks against during the 2016 season, while also pro-

tecting All-NEFC quarterback Ryan Barabe and paving the way for all-conference running back Troy Robinson . . . Behind Seidnaly and the o-line, the Avengers recorded 22 passing and 16 rushing touchdowns, averaged 34.4 points per game and recorded 358.8 yards total offense per game . . . ASA posted a 6-5 record Seidnaly's freshman season, when the o-line allowed 1.9 sacks against per game and blocked for All-NEFC quarterback Angelo Nocciolo and running back Dion Tidwell . . . The Avengers posted 22 passing and 13 running scores that season while averaging 353.2 yards total offense, 164.8 yards rushing and 25.1 points per game . . . Seidnaly was a varsity letterman who played defensive line at Bethesda-Chevy Chase High School in Silver Springs, Md. . . 2-star recruit by Rivals.com and 247Sports.com . . . Ranked as the nation's No. 29 junior college offensive tackle by 247Sports . . . Also recruited by programs such as Maryland, Texas Tech, UCLA, Southern Miss, Texas State, Nevada and East Carolina.

LARRY WOODEN #20

S | 6-0 | 180 | Fr. | HS

Hoover, Ala. (Spain Park)

2015 (Honorable Mention) and 2016 (Second Team) Alabama Sports Writers Association Class 7A All-State selection . . . Helped lead the Jaguars to an 8-3 record and berth in the Class 7A state playoffs as a senior . . . Also played running back and some wide receiver on the offensive side of the ball . . . Named to the All-Birmingham football second team at running back in 2016 . . . Helped lead SPHS to a Class 7A state runner-up finish and 12-2 mark as a junior . . . Helped Spain Park end an 0-13 mark against Hoover High School, as well as Hoover's overall 43-game win streak as a junior in 2015 with 69 yards on the ground in the contest . . . Named the National MVP of the Week by Great American Rivalries for his performance against Hoover High School . . . Listed as a 2-star recruit by Rivals, 247Sports and Scout . . . Ranked as the No. 118 running back in the nation and No. 95 overall player in the state of Alabama . . . Also recruited by teams such as Minnesota, Southern Miss, Troy, Tulane and UAB.



2016 IN REVIEW | INSIDE

<i>2016 Cure Bowl</i>	92
<i>Results and Statistics</i>	93-98
<i>Game Recaps</i>	99-104
<i>Sun Belt Conference Review</i>	105-112

ARKANSAS STATE

Sun Belt Conference Champions | 2011 | 2012 | 2013 | 2015 | 2016

2016
2015
2013
2012
2011
1986
1985
1978
1975
1970
1969
1968



DEC. 17, 2016

CAMPING WORLD STADIUM: 32,847

Arkansas State 31, UCF 13

ORLANDO, Fla. (12/17/16) – Senior wide receiver Kendall Sanders was named the Most Valuable Player of the 2016 AutoNation Cure Bowl after three touchdown receptions helped Arkansas State football cap the season with a 31-13 win over UCF Saturday at Camping World Stadium.

Arkansas State (8-5) forced three turnovers, blocked a punt for a touchdown and held UCF (6-7) to 223 yards of offense. The Red Wolves defense totaled six sacks and 11 tackles for loss in the outing, capping the last two outings with 14 sacks and 34 tackles for loss.

Junior Ja'Von Rolland-Jones had two sacks on the night to give him 13.5 on the year, a Sun Belt Conference single-season record total. Sophomore quarterback Justice Hansen was 12-of-26 passing for 205 yards finding Sanders five times for three touchdowns and 127 yards.

Defense and special teams carried the Red Wolves to the Sun Belt Conference championship this year and A-State brought it in the opening four minutes of the game to grab a 7-0 lead. Rolland-Jones and Wilson combined to sack UCF on third down of the opening possession forcing the Knights to punt from the back of the endzone.

A-State was unable to take advantage of good field position offensively on the opening drive, but the Red Wolves pinned the Knights at the 15-yard line for their second possession. The defense again stepped up as Wilson registered a tackle for loss on first down and the Knights were forced to punt once again.

Johnston White rushed the edge on the punt and blocked it and B.J. Edmonds was the first of many Red Wolves to pounce on the ball in the end zone for the touchdown as A-State took a 7-0 lead with 10:59 left in the first.

The Red Wolves offense got going with a big 67-yard pass completion to Blake Mack, advancing A-State inside the 5-yard line, but UCF forced a field goal attempt. Sawyer Williams booted a 22-yard field goal, his first attempt of the season, to make it 10-0 with 4:24 left in the first quarter.

Following the field goal, special teams continued to make plays, forcing the first turnover of the game. Avery Johnson forced a fumble on the ensuing kickoff and Kirk Louis recovered the fumble to set up the Red Wolves at the Knights 16-yard line. Three plays later, Hansen hit Sanders with a perfectly thrown pass to the back of the endzone and Sanders got two feet down for the score to make it 17-0 with 2:48 left in the quarter.

UCF scored the next 10 points in the game, but A-State held a 17-10 lead at the halftime, but Sanders broke free for a 75-yard touchdown reception early in the second half. The quick scoring drive saw the Red Wolves take a 24-10 advantage just 51 seconds into the second half.

The Knights added a field goal to make it 24-13 with 4:52 left in the third quarter, but special teams again came up with a big play to make sure UCF didn't gain any momentum. UCF forced A-State to punt with under a minute to play in the third quarter, but long snapper Ryan Eustace raced down field on coverage and forced a fumble that was recovered by Logan Moragne.

The Red Wolves took over at Knights 37-yard line and Hansen hit Sanders for a gain of 20 just before the third quarter expired. Hansen hit Sanders again for a 17-yard touchdown on the first play of the fourth quarter to set the final score at 31-13.

Score by Quarters	1	2	3	4	Score
Arkansas State	17	0	7	7	31
UCF	0	10	3	0	13

Team	Qtr	Time	Scoring play	Pys-Yds	TOP
A-State	1	10:59	Edmonds blk punt ret.	-	-
A-State	1	04:24	Williams 22 yd FG	6-70	1:54
A-State	1	02:48	Sanders 12 yd rec.	3-16	1:36
UCF	2	09:31	Taylor 11 yd rec.	4-48	1:25
UCF	2	01:04	Wright 45 yd FG	4-3	1:02
A-State	3	14:09	Sanders 75 yd rec.	3-73	0:51
UCF	3	04:52	Wright 34 yd FG	7-32	2:05
A-State	4	14:54	Sanders 17 yd rec.	3-37	0:37

TEAM STATISTICS

	A-STATE	UCF
First Downs	8	17
Net yards rushing	29	12
Net yards passing	205	211
Passes Comp-Att-Int	12-26-0	26-48-0
Total Net Yards	234	223
Fumbles: Number-Lost	3-1	3-3
Penalties: Number-Yards	15-140	11-82
Possession Time	31:17	28:43
Third Down Conversions	3 of 17	3 of 18
Sacks By: Number-Yards	6-30	2-17

INDIVIDUAL STATISTICS

RUSHING: Arkansas State - Rollins-Davis 5-32; White, Johnston 7-15; Wand, Warren 15-12; Voytik, Chad 5-minus 3; Hansen, Justice 5-minus 13; Echols-Luper, C 1-minus 14. UCF - HAMILTON, Jawon 10-14; MILTON, M. 9-5; HOLMAN, Justin 5-3; WILLETT, M. 1-0; PAYTON, Tristan 1-minus 2; KILLINS, Adrian 4-minus 8. **PASSING:** Arkansas State - Hansen, Justice 12-26-0-205. UCF - MILTON, M. 22-39-0-175; HOLMAN, Justin 4-9-0-36. **RECEIVING:** Arkansas State - Sanders, Chris 5-127; Booker, C 2-11; Murray, Chris 2-minus 4; Mack, Blake 1-67; McInnis, Justin 1-3; Wand, Warren 1-1. UCF - OLDHAM, Taylor 5-56; HAMILTON, Jawon 4-17; SMITH, Tre'Quan 3-45; FRANKS, Jordan 3-32; BARGNARE, J. 3-11; STEWART, Cam 2-16; KILLINS, Adrian 2-4; PAYTON, Tristan 1-16; JONES, Hayden 1-7; AKINS, Jordan 1-5; Taj McGowan 1-2. **INTERCEPTIONS:** Arkansas State - None. UCF - None. **FUMBLES:** Arkansas State - Murray, Chris 1-1; Echols-Luper, C 1-0; Voytik, Chad 1-0. UCF - HOLMAN, Justin 1-1; JOHNSON, Chris 1-1; JONES, Hayden 1-1.

ARKANSAS STATE

GoDaddy Bowl 2012-15 | New Orleans Bowl 2015 | Cure Bowl 2016

BOWL
GAMES

2016
2015
2014
2013
2012
2011
2005
1970
1969
1968
1954
1952⁽²⁾
1951

2016 RESULTS

DATE	RECORD: 8-5	SBC: 7-1	HOME: 4-2	AWAY: 3-3	NEUTRAL: 1-0	OPPONENT	W/L	SCORE	ATTENDANCE
SEPT. 2						TOLEDO	L	10-31	26,182
Sept. 10						at Auburn	L	14-51	86,825
Sept. 16						at Utah State	L	20-34	21,091
SEPT. 24						CENTRAL ARKANSAS	L	23-28	28,012
OCT. 05						GEORGIA SOUTHERN*	W	27-26	19,381
OCT. 15						SOUTH ALABAMA*	W	17-7	22,277
OCT. 29						LOUISIANA-MONROE*	W	51-10	20,170
Nov. 3						at Georgia State*	W	31-16	13,363
NOV. 12						NEW MEXICO State*	W	41-22	20,178
Nov. 17						at #25 Troy*	W	35-3	23,764
Nov. 26						at Louisiana*	L	19-24	14,259
Dec. 3						at Texas State*	W	36-14	11,137
Dec. 17						vs UCF [^]	W	31-13	27,213

*Sun Belt Conference Game ^Cure Bowl

RUSHING

Name	GP	Att.	Gain	Loss	Net	Avg.	TD	Long	Avg./G
Wand, Warren	13	200	950	71	879	4.4	7	55	67.6
White, Johnston	12	105	498	26	472	4.5	5	50	39.3
Voytik, Chad	11	79	234	70	164	2.1	4	29	14.9
Hansen, Justice	13	79	298	167	131	1.7	1	23	10.1
Rollins-Davis	11	23	108	4	104	4.5	1	19	9.5
Weh-Weh, Armond	2	5	29	0	29	5.8	1	12	14.5
Moragne, Logan	12	9	25	3	22	2.4	0	7	1.8
Echols-Luper, C	13	7	22	14	8	1.1	0	9	0.6
Brown, Darveon	9	1	7	0	7	7.0	0	7	0.8
Jones, Jamal	2	3	6	7	-1	-0.3	0	6	-0.5
Booker, C.	9	1	0	3	-3	-3.0	0	0	-0.3
TEAM	8	4	0	8	-8	-2.0	0	0	-1.0
Stowers S.	13	1	0	20	-20	-20	0	0	-1.5
Total	13	517	2177	393	1784	3.5	19	55	173.2
Opponents	13	522	2314	450	1864	3.6	13	64	143.4

RECEIVING

Name	GP	No.	Yds.	Avg.	TD	Long	Avg./G
Sanders, K.	13	38	553	14.6	7	75	42.5
Mack, Blake	13	34	652	19.2	3	83	50.2
Echols-Luper, C	13	26	407	15.7	1	58	31.3
Wand, Warren	13	24	279	11.6	3	48	21.5
Murray, Chris	12	22	327	14.9	1	45	21.5
Paschal, Dijon	12	22	308	14.0	3	44	25.7
Booker, C.	9	19	194	10.2	0	68	21.6
Bayless, Omar	11	13	117	9.0	1	18	10.6
Stowers, S.	13	11	82	7.5	1	32	6.3
McInnis, Justin	13	10	83	8.3	1	22	6.4
White, Johnson	12	7	64	9.1	0	31	5.3
Rollins-Davis	11	2	27	13.5	0	26	2.5
Humes, Chris	13	1	31	31.0	0	31	2.4
Marshall, Jaylon	5	1	13	13.0	0	13	2.6
Moragne, Logan	12	1	11	11.0	0	11	0.9
A-STATE	13	231	3148	13.6	21	83	242.2
Opponents	13	230	2853	12.4	15	76	219.5

2016 RESULTS AND STATISTICS | 93

RED WOLVES FOOTBALL

AStateRedWolves.com

ARKANSAS STATE

Sun Belt Conference Champions | 2011 | 2012 | 2013 | 2015 | 2016

TOTAL OFFENSE

Name	G	Plays	Rush	Pass	Total	Avg./G
Hansen, Justice	13	419	131	2719	2850	219.2
Wand, Warren	13	201	879	0	879	67.6
Voytik, Chad	11	136	164	363	527	47.9
White, Johnston	12	105	472	0	472	39.3
Rollins-Davis	11	23	104	0	104	9.5
Echols-Luper, Cam	13	10	8	66	74	5.7
Weh-Weh Armond	2	5	29	0	29	14.5
Moragne, Logan	12	9	22	0	22	1.8
Brown, Darveon	9	1	7	0	7	0.8
Jones, Jamal	2	3	-1	0	-1	-0.5
Booker, Christian	9	1	-3	0	-3	-0.3
TEAM	8	5	-8	0	-8	-1.0
Stowers, Sterling	13	1	-20	0	-20	-1.5
A-STATE	13	919	1784	3148	4932	379.4
Opponents	13	946	1864	2853	4717	362.8

PASSING

Name	GP	Effic.	Comp-Att-Int	Pct	Yds	TD	Long	Avg./G
Hansen, Justice	13	138.85	197-340-8	57.9	2719	19	75	209.2
Voytik, Chad	11	111.92	32-57-1	56.1	363	1	83	33.0
Echols-Luper, C	13	361.47	2-3-0	66.7	66	1	35	5.1
TEAM	8	0.00	0-1-0	0.0	0	0	0	0.0
Wand, Warren	13	0.00	0-1-0	0.0	0	0	0	0.0
A-STATE	13	136.00	231-402-9	57.5	3148	21	83	242.2
Opponents	13	117.25	230-424-11	54.2	2853	15	76	219.5

ALL-PURPOSE

Name	G	Rush	Rec	PR	KOR	IR	Tot.	Avg./G
Wand Warren	13	879	279	0	0	0	1158	89.1
Mack, Blake	13	0	652	0	20	0	672	51.7
Rollins-Davis	11	104	27	0	434	0	565	51.4
White, Johnston	12	472	64	26	0	0	562	46.8
Sanders, Kendall	13	0	553	0	0	0	553	42.5
Echols-Luper	13	8	407	24	35	0	474	36.5
Taylor, Blaise	13	0	0	255	86	47	358	27.5
Murray, Chris	12	0	327	0	0	0	327	27.5
Paschal, Dijon	12	0	308	0	0	0	308	25.7
Booker, Christian	9	-3	194	0	0	0	191	21.2
Voytik, Chad	11	164	0	0	0	0	164	14.9
Hansen, Justice	13	131	0	0	0	0	131	10.1
Bayless, Omar	11	0	117	0	0	0	117	10.6
Mays, Booker	13	4	74	0	0	0	78	6.0
McInnis, Justin	13	0	83	0	0	0	83	6.4
Stowers, Sterling	13	-20	82	0	0	0	62	4.8
Hunter, Money	13	0	0	0	0	46	46	3.5
Moragne, Logan	12	22	11	0	0	0	33	2.8
Humes, Chris	13	0	31	0	0	0	31	2.4
Weh-Weh Armond	2	29	0	0	0	0	29	14.5
Brown, Cody	12	0	0	0	0	28	28	2.3
Johnson, Mar	12	0	0	0	0	16	26	1.3
Marshall, Jaylon	5	0	13	0	0	0	13	2.6
Brown, Darveon	9	7	0	0	0	0	7	0.8
Jones, Jamal	2	-1	0	0	0	0	-1	-0.5
Clifton, Justin	13	0	0	0	0	-1	-1	-0.1
Team	8	-8	0	0	0	0	-8	-1.0
A-STATE	13	1784	3148	275	575	136	5918	455.2
Opponents	13	1864	2853	140	855	85	5797	445.9

ARKANSAS STATE

GoDaddy Bowl 2012-15 | New Orleans Bowl 2015 | Cure Bowl 2016

BOWL GAMES
2016
2015
2014
2013
2012
2011
2005
1970
1969
1968
1954
1952⁽²⁾
1951

SCORING

Name	TD	FG	Kick	PATs			DXP	Saf	Points
				Rush	Rcv.	Pass			
Houston, J.D.		12-18	36-41						72
Wand, Warren	10								60
Sanders Kendall	7								42
White, Johnson	5								30
Voytik, Chad	4								24
Mack, Blake	3								18
Humes, Chris	3								18
Paschal, Dijon	3								18
Williams, Sawyer		1-1	4-4						7
Weh-Weh, Armond	1								6
Edmonds, B.J.	1					0-1			6
Hansen, Justice	1								6
Murray, Chris	1								6
McInnis, Justin	1								6
Stowers, Sterling	1								6
Bayless, Omar	1								6
Hunter, Money	1								6
Echols-Luper, Cam	1								6
Taylor, Blaise	1								6
Rollins-Davis	1								6
A-STATE	46	13-19	40-45	-	-	0-1	-	-	355
Opponents	31	21-26	28-30	-	-	0-1	-	1	279

PUNTING

Name	No.	Yds.	Avg.	Long	TB	FC	I20	Blkd.
Foncham, Damon	77	3026	39.3	62	3	21	21	0
Echols-Luper, Cam	4	139	34.8	68	0	0	1	0
A-STATE	81	316	39.1	68	3	21	22	0
Opponents	87	363	41.8	66	5	21	18	2

KICKOFFS

Name	No.	Yds.	Avg.	TB	OB	Retn	Net	YdLn
William, S.	72	4375	60.8	15	4			
A-STATE	72	4375	60.8	15	4	18.7	41.9	23
Opponents	61	3690	60.5	27	3	25.9	34.4	30

FIELD GOALS

Name	FGM-FGA	Pct.	01-19	20-29	30-39	40-49	50-99	Long	Blk.
Houston, J.D.	12-18	66.7	1-1	6-7	4-6	1-4	0-0	43	0
Williams, S.	1-1	33.3	0-0	1-1	0-0	0-0	0-0	42	0
Totals	13-19	68.4	1-1	7-8	4-6	1-3	0-0	43	0

KICKOFF RETURNS

Name	No.	Yds.	Avg.	TD	Long
Rollins-Davis	17	434	25.5	0	78
Taylor, Blaise	6	86	14.3	0	20
Echols-Luper, C.	2	35	17.5	0	25
Mack, Blake	2	20	10.0	0	11
A-STATE	27	575	21.3	0	78
Opponents	53	855	16.1	1	90

PUNT RETURNS

Name	No.	Yds.	Avg.	TD	Long
Taylor, Blaise	29	225	7.8	1	68
Echols-Luper, C.	6	24	4.0	0	24
White, Johnston	2	26	13.0	0	0
Edmonds, B.J.	0	0	0.0	1	0
A-STATE	37	275	7.4	2	68
Opponents	21	140	6.7	1	47

FUMBLE RETURNS

Name	No.	Yds.	Avg.	TD	Long
Humes, Chris	1	60	60.0	3	60
A-STATE	1	60	60.0	3	60
Opponents	1	17	17.0	0	10

INTERCEPTIONS

Name	No.	Yds.	Avg.	TD	Long
Brown, Cody	3	28	9.3	0	28
Taylor, Blaise	3	47	15.7	0	33
Clifton, Justin	2	-1	-0.5	0	0
Humes, Chris	1	0	0.0	0	0
Johnson, Mark	1	16	16.0	0	16
Hunter, Money	1	46	46.0	1	46
A-STATE	11	136	12.4	1	46
Opponents	9	85	9.4	1	32

2016 STATISTICS | 95

RED WOLVES FOOTBALL

AStateRedWolves.com



Austin Moreton, OL



Waylon Roberson, DL



Johnston White, RB

2015 TEAM STATISTICS

Team Statistics	A-STATE	OPP				
Scoring	355	279				
Points Per Game	27.3	21.5				
First Downs	242	251				
Rushing	102	297				
Passing	124	125				
Penalty	16	29				
Rushing Yardage	1784	1864				
Yards Gained Rushing	2177	2314				
Yards Lost Rushing	393	450				
Rushing Attempts	517	522				
Average Per Rush	3.5	3.6				
Average Per Game	137.2	143.4				
Touchdowns Rushing	19	13				
Passing Yardage	3148	2853				
Comp-Att-Int	231-402-9	220-424-11				
Average Per Pass	7.8	6.7				
Average Per Catch	13.6	12.4				
Average Per Game	242.2	219.5				
Touchdowns Passing	21	15				
Total Offense	4932	4717				
Total Plays	919	946				
Average Per Play	5.4	5.0				
Average Per Game	379.4	362.8				
Kick Returns: #-Yards	27-575	53-855				
Punt Returns: #-Yards	37-275	21-140				
Int. Returns: #-Yards	11-136	9-85				
Kick Return Average	21.3	16.1				
Punt Return Average	7.4	6.7				
Int. Return Average	12.4	9.4				
Fumbles-Lost	20-8	21-11				
Penalties-Yards	107-835	89-713				
Average Per Game	64.2	54.8				
Punts-Yards	81-3165	86-3690				
Average Per Punt	39.1	41.8				
Net Punt Average	36.6	37.5				
Kickoffs-Yards	72-4375	61-3690				
Average Per Kick	60.8	60.5				
Net Kick Average	43.7	40.0				
TOP/Game	29:02	30:58				
3rd Down Conversions	55/187	74/208				
3rd Down Percentage	29%	36%				
4th Down Conversions	15/26	5/20				
4th Down Percentage	58%	25%				
Sacks By-Yards	43-265	27-181				
Miscellaneous Yards	101	0				
Touchdowns Scored	46	31				
Field Goals-Attempts	13-19	21-26				
On-Side Kicks	0-1	0-1				
Red-Zone Scores	(40-51) 78%	(33-41) 80%				
Red-Zone Touchdowns	(28-51) 55%	(19-41) 46%				
PAT-Attempts	(40-45) 89%	(28-30) 93%				
Attendance	136200	170439				
Games/Avg. Per Game	6/22700	6/28406				
Neutral Site Games		1/27213				
Score By Quarter	1	2	3	4	OT	Total
Arkansas State	83	90	102	80	0	355
Opponents	58	97	76	48	0	279

ARKANSAS STATE

GoDaddy Bowl 2012-15 | New Orleans Bowl 2015 | Cure Bowl 2016

DEFENSIVE STATISTICS

Name	GP	-----Tackles-----			TFL/Yds.	(-Sacks-)	(-Pass Defense-)		(-- Fumbles --)			Blkd	
		Solo	Ast.	Total			BrUp	QBH	Rcv-Yds	FF	Kick		Saf
Woodson-Luster	13	48	47	95	4.5-8	.	.	2	3	.	2	.	
Clifton, Justin	13	53	34	87	8.0-14	.	2--1	5	1	.	1	.	
Hunter, Money	13	44	36	80	0.5-0	.	1-46	3	.	2-0	.	.	
Wilson, Kyle	13	33	46	79	15.5-48	3-28	.	.	9	.1-0	.	.	
Brown, Cody	12	44	19	63	3.0-5	.	3-28	9	.	1-0	.	1	
Rolland-Jones	13	24	33	57	20.5-97	13.5-71	.	.	7	1-0	1	.	
Odom, Chris	13	28	25	53	17.5-111	12.5-102	.	.	2	7	.	4	1
Roberson, W	12	16	32	48	7.0-18	3.0-11	.	.	1	1	.	.	.
Humes, Chase	13	29	17	46	5.0-8	1.0-4	.	.	2
Taylor, Blaise	13	24	11	35	2.0-3	.	3-47	9
Liner, Dee	13	11	23	34	8.5-27	1.0-2	.	.	2
Lain, Khari	13	12	20	32	0.5-1
Edmonds, B.J.	12	11	20	31	0.5-1	.	.	2	1	.	1	.	.
Heath, Q.	6	11	18	29	3.0-3	1.0	.	.	.
Ellis-Brewer, T	13	8	14	22	4.0-15	2.0-11	.	.	1
Robinson, Chase	12	8	13	21	4.5-11	1.0-2	.	.	2
Swalley, Jake	13	5	16	21	4.0-11	0.5-4	.	.	1
Sentimore, Bo	5	8	11	19	.	.	.	1
Wagner, Nehemia	13	11	6	17	1.5-3	.	.	2
Riggs, Griffin	10	7	8	15	3.0-12	1.0-8	.	.	1
Chambers, T.	10	8	7	15	.	.	.	1
Chandler, J	10	5	9	14	2.0-7
Caston, Caleb	13	3	8	11	3.0-13	2.0-10
Byner, Brandon	12	7	4	11	2.0-4	.	.	1
Ransom, Donovan	12	3	8	11	2.0-2	1.0-1
Rosser, Darius	13	5	5	10	2.0-18	2.0-18	.	1	2
Martin, Kyle	10	5	3	8	1	.	.
Johnson, Mark	12	4	2	6	.	.	1-16
Johnson, Avery	10	4	1	5	.	.	1-4	.	.	.	1	.	.
Swanson, Paul	10	2	2	4
Thomas, C.	7	1	3	4
Mondie, Robert	2	1	3	4
Smith, Jeremy	10	2	1	3	.	.	.	2
Harris, T.J.	6	1	2	3	1.0-1
Moragne, Logan	12	1	2	3	1-0	.	.	.
Williams, S.	13	2	.	2
Eustace, Ryan	12	2	.	2	1	.	.
Paschal, Dijon	12	2	.	2
Murray, Chris	12	2	.	2
Sanders, K.	13	1	1	2
Louis, Kirk	9	2	.	2	1-0	.	.	.
Foncham, Damon	13	.	1	1
Brockman, B.	3	.	1	1
Jackson, Colton	10	.	1	1
Bacchus, Joseph	12	.	1	1
Moreton, Austin	12	.	1	1
Brown, Darveon	9	1	.	1
Merritt, Tevin	2	.	1	1
Stowers, S.	13	1	.	1
White, Johnston	12	1	.	1	2	.
TEAM	8	1	.	1	1-0	1	.	.
A-STATE	13	502	516	1018	125-441	43-265	11-136	48	37	11-60	15	5	.
Opponents	13	490	491	981	100-369	27-181	9-85	49	17	8-17	13	1	1

BOWL GAMES
2016
2015
2014
2013
2012
2011
2005
1970
1969
1968
1954
1952⁽²⁾
1951

2016 STATISTICS | 97

ARKANSAS STATE

Sun Belt Conference Champions | 2011 | 2012 | 2013 | 2015 | 2016

INDIVIDUAL GAME HIGHS

Rushes	23	Wand, W. at Texas State (Dec. 03)
Yards Rushing	140	Wand, W. vs Ga. Southern (Oct. 5)
TD Rushes	2	2 players, 3 times
Long Rush	55	Wand, W. vs G.a Southern (Oct. 5)
Pass Attempts	57	Hansen, Justice at Louisiana (Nov. 26)
Pass Comp.	35	Hansen, Justice at Louisiana (Nov. 26)
Yards Passing	142	Hansen, J. vs Central Ark. (Sep. 24)
TD Passes	4	Hansen, J. at UL Monroe (Oct. 29)
Long Pass	83	Voytik, Chad vs Toledo (Sep. 02)
Receptions	8	Mack, Blake vs Central Ark. (Sept. 24)
Yards Receiving	142	Mack, Blake vs Central Ark. (Sep. 24)
TD Receptions	3	Sanders, K. vs UCF (Dec. 17)
Long Reception	83	Mack, Blake vs Toledo (Sep. 02)
Field Goals	2	Houston, J.D., 3 times
Long Field Goal	43	J.D. Houston vs Toledo (Sep. 02)
Punts	12	Foncham, Damon vs UCF (Dec. 17)
Punting Avg	48.1	Foncham, D. at Georgia St. (Nov. 03)
Long Punt	68	Echols-Luper, C at Toledo (Sep. 02)
Long Punt Ret.	68	Taylor, Blaise at Ga. State (Nov. 03)
Long Kick Ret.	78	Rollins-Davis vs. UL Monroe Oct. 29)
Tackles	14	Woodson-Luster, twice
Sacks	3.0	2 players, three times
Tackles For Loss	4.0	Rolland-Jones vs. NMSU (Nov.12)
Interceptions	2	Clifton, Justin at Troy (Nov. 17)

OPPONENT INDIVIDUAL GAME HIGHS

Rushes	25	Rose III, Larry vs.NM State (Nov. 12)
Yards Rushing	168	Rose III, Larry vs.NM State (Nov. 12)
TD Rushes	2	twice
Long Rush	64	Kamryn Pettway, at Auburn (Sep. 10)
Pass Attempts	46	Manning, Conner, at Ga. St. (Nov. 03)
Pass Comp.	26	Rogers, Tyler, vs NM State (Nov. 12)
Yards Passing	371	Woodside, Logan vs Toledo (Sep. 02)
TD Passes	3	twice
Long Pass	76	Davis, Dallas vs USA (Oct. 15)
Receptions	10	Thompson, E. at Troy
Yards Receiving	174	Thompson, C. vs. vs Toledo (Sep. 02)
TD Receptions	2	twice
Long Reception	76	Everett, Gerald vs USA (Oct. 15)
Field Goals	4	Y. Koo, vs. Georgia Southern (Oct. 05)
Long Field Goal	53	Y. Koo, vs. Ga. So. (Oct. 05)
Punts	10	Houston, Caleb vs UCF (Dec. 17)
Punting Avg	50.0	McKee, Brandon, vs. USA (Oct. 15)
Long Punt	66	Coutts, Steven at Louisiana (Nov. 26)
Long Punt Ret.	47	Smith, Tremon, vs UCA (Sep. 24)Long
Kick Ret.	90	Barnett, Tra, vs. Ga. St. (Nov. 03)
Tackles	18	London, Bryan, vs. Tx. St. (Dec. 03)
Sacks	2.0	twice
Tackles For Loss	4.5	Allen (at USA, Oct. 15)
Interceptions	1	multiple times

TEAM GAME HIGHS

Rushes	54	vs. South Alabama (Oct. 15)
Yards Rushing	334	vs. Georgia Southern (Oct. 05)
Yards Per Rush	7.0	vs. Georgia Southern (Oct. 05)
TD Rushes	3	twice
Pass Attempts	57	at Louisiana (Nov. 26)
Pass Com.	35	at Louisiana (Nov. 26)
Yards Passing	424	vs Central Arkansas (Sep. 24)
Yards Per Pass	11.2	vs Central Arkansas (Sep. 24)
TD Passes	5	at Louisiana-Monroe (Oct. 29)
Total Plays	90	at Louisiana (Nov. 26)
Total Offense	525	vs. Georgia Southern (Oct. 05)
Yards Per Play	6.8	vs. Georgia Southern (Oct. 05)
Points	51	vs. Louisiana-Monroe (Oct. 29)
Sacks By	8	at Texas State (Dec. 03)
First Downs	28	at Louisiana (Nov. 26)
Penalties	18	at Utah State (Sep. 16)
Penalty Yards	140	vs UCF (Dec. 17)
Turnovers	5	vs Georgia Southern (Oct. 05)
Interceptions by	2	4 times
Punts	12	vs UCF (Dec. 17)
Punting Avg	48.1	at Georgia State (Nov. 3)
Long Punt	68	vs Toledo (Sept. 2)
Punts inside 20	3	three times
Long Punt Return	68	at Georgia State (Nov. 3)


OPPONENT TEAM GAME HIGHS

Rushes	62	at Auburn (Sep. 10)
Yards Rushing	462	at Auburn (Sep. 10)
Yards Per Rush	7.5	at Auburn(Sep. 10)
TD Rushes	3	twice
Pass Attempts	48	vs UCF (Dec. 17)
Pass Comp.	26	twice
Yards Passing	371	vs. Toledo (Sep. 02)
Yards Per Pass	12.0	vs. Toledo (Sep. 02)
TD Passes	3	twice
Total Plays	85	twice
Total Offense	706	at Auburn (Sep. 10)
Yards Per Play	8.3	vs. Auburn (Sep. 10)
Points	51	at Auburn (Sept. 10)
Sacks By	5	at Georgia State (Nov. 03)
First Downs	32	at Auburn (Sept. 10)
Penalties	11	vs. UCF (Dec. 19)
Penalty Yards	86	New Mexico State (Nov. 12)
Turnovers	5	at Troy (Nov. 17)
Interceptions By	2	three times
Punts	11	vs UCF (Dec. 17)
Punting Avg	49.8	vs South Alabama (Oct. 15)
Long Punt	66	at Louisiana (Nov. 26)
Punts inside 20	3	three times
Long Punt return	47	vs Central Arkansas (Sep. 24)


ARKANSAS STATE

GoDaddy Bowl 2012-15 | New Orleans Bowl 2015 | Cure Bowl 2016

BOWL
GAMES
2016
2015
2014
2013
2012
2011
2005
1970
1969
1968
1954
1952 (2)
1951



GAME 1



GAME 2

Score by Quarters	1	2	3	4	Score
Arkansas State	3	0	0	7	31
Toledo	0	21	10	0	10

Score by Quarters	1	2	3	4	Score
Arkansas State	7	0	7	0	14
Auburn	14	24	10	3	51

Team	Qtr	Time	Scoring play	Pys-Yds	TOP
A-State	1	1:17	Houston 43 yd FG	6-32	1:44
Toledo	2	11:58	Roberts 5 yd. rec.	12-75	4:19
Toledo	2	06:14	K. Hunt 1 yd. run	11-51	4:19
Toledo	2	02:03	Thompson 16 yd. rec.	8-68	2:35
Toledo	3	11:13	Vest 42 yd. fg.	7-40	2:58
Toledo	3	06:14	Roberts 22 yd rec.	5-86	2:15
A-State	4	11:14	Weh-Weh 2 yd. run	6-94	1:51

Team	Qtr	Time	Scoring play	Pys-Yds	TOP
Auburn	1	06:58	Johnson 47 yd run	4-66	0:50
A-State	1	04:27	Voytik 1 yd run	6-75	2:31
Auburn	1	02:38	Johnson 1 yd run	6-65	1:49
Auburn	2	14:10	Stevens 24 yd rec.	9-53	2:16
Auburn	2	07:59	Carlson 20 yd run	10-72	4:26
Auburn	2	01:49	Hastings 29 yd rec.	9-80	3:15
Auburn	2	00:00	Carlson 18 yd FG	3-65	0:20
Auburn	3	11:26	Carlson 37 yd FG	9-60	3:31
A-State	3	05:05	Voytik 5 yd run	6-53	1:55
Auburn	3	00:25	Stevens 8 yd rec.	10-82	4:35
Auburn	4	04:05	Carlson 42 yd FG	7-51	4:05

TEAM STATISTICS

	A-STATE	TOLEDO
First Downs	13	24
Net yards rushing	142	185
Net yards passing	124	371
Passes Comp-Att-Int	11-25-0	23-31-0
Total Net Yards	266	556
Fumbles: Number-Lost	3-2	0-0
Penalties: Number-Yards	6-48	6-58
Possession Time	25:25	34:35
Third Down Conversions	3 of 16	12 of 17
Sacks By: Number-Yards	4-26	0-0

TEAM STATISTICS

	A-STATE	AUBURN
First Downs	14	32
Net yards rushing	66	462
Net yards passing	260	244
Passes Comp-Att-Int	19-30-0	17-23-0
Total Net Yards	326	706
Fumbles: Number-Lost	0-0	2-1
Penalties: Number-Yards	10-71	5-40
Possession Time	24:18	35:42
Third Down Conversions	5 of 16	11 of 15
Sacks By: Number-Yards	1-2	4-22

INDIVIDUAL STATISTICS

RUSHING: Toledo - JONES-MOORE, D. 11-81; HUNT, Kareem 17-78; SWANSON, Terry 14-30; WOODSIDE, Logan 1-2; TEAM 2-minus 6. Arkansas State - Wand, Warren 12-77; Voytik, Chad 18-38; Weh-Weh, Armond 5-29; Echols-Luper, C 1-7; Booker, C. 1-minus 3; Hansen, Justice 1-minus 6. **PASSING:** Toledo - WOODSIDE, Logan 23-31-0-371. Arkansas State - Voytik, Chad 11-24-0-124; Hansen, Justice 0-1-0-0. **RECEIVING:** Toledo - JONES, Corey 6-54; THOMPSON, Cody 5-174; ROBERTS, M. 4-41; HUNT, Kareem 4-26; JOHNSON, Jon'Yea 2-28; MCKINLEY-LEWIS 1-40; SWANSON, Terry 1-8. Arkansas State - Booker, C. 3-13; Echols-Luper, C 3-6; Mack, Blake 2-87; Murray, Chris 1-11; McInnis, Justin 1-4; Sanders, K. 1-3. **INTERCEPTIONS:** Toledo - None. Arkansas State - None. **FUMBLES:** Toledo - JONES, Corey 1-0; THOMPSON, Cody 1-1; SWANSON, Terry 1-1. Arkansas State - None.

INDIVIDUAL STATISTICS

RUSHING: Arkansas State - Warren Wand 16-37; Chad Voytik 13-12; Logan Moragne 3-10; Rollins-Davis 1-4; C Echols-Luper 2-3. Auburn - Kamryn Pettway 15-152; Kerryon Johnson 18-124; John Franklin III 4-70; Sean White 10-60; Malik Miller 7-24; Daniel Carlson 1-20; Kam Martin 4-15; Chandler Cox 1-0; TEAM 1-minus 1; Ryan Davis 1-minus 2. **PASSING:** Arkansas State - Chad Voytik 15-21-0-215; Justice Hansen 4-9-0-45. Auburn - Sean White 17-23-0-244. **RECEIVING:** Arkansas State - C. Booker 6-92; Blake Mack 3-49; C Echols-Luper 3-46; Chris Murray 2-42; Dijon Paschal 2-minus 2; Warren Wand 1-17; Logan Moragne 1-11; Justin McInnis 1-5. Auburn - Tony Stevens 4-75; Darius Slayton 3-55; Will Hastings 2-34; Marcus Davis 2-4; Kyle Davis 1-42; Kam Martin 1-10; Nate Craig-Myers 1-9; Kerryon Johnson 1-7; Kamryn Pettway 1-5; Stanton Truitt 1-3. **INTERCEPTIONS:** Arkansas State - None. Auburn - None. **FUMBLES:** Arkansas State - None. Auburn - Kam Martin 1-0; Kerryon Johnson 1-1.

2016 GAME RECAPS | 99

RED WOLVES FOOTBALL

AStateRedWolves.com

ARKANSAS STATE

Sun Belt Conference Champions | 2011 | 2012 | 2013 | 2015 | 2016

2016
2015
2013
2012
2011
1986
1985
1978
1975
1970
1969
1968



GAME 3



GAME 4

Score by Quarters	1	2	3	4	Score
Arkansas State	0	0	14	6	20
Utah State	17	7	3	7	34

Score by Quarters	1	2	3	4	Score
Arkansas State	16	0	7	0	23
Central Arkansas	7	6	3	12	28

Team	Qtr	Time	Scoring play	Pys-Yds	TOP
Utah St.	1	11:29	Tarver 4 yd reception	3-9	1:02
Utah St.	1	04:51	Warren 38 yd field goal	7-39	2:15
Utah St.	1	02:04	Hobbs 1 yd run	4-25	1:22
Utah St.	2	14:01	Lindsey 28 yd run	4-69	0:52
A-State	3	11:18	Wand 4 yd run	7-75	3:42
A-State	3	08:18	Paschal 44 yd rec.	3-75	1:11
Utah St.	3	05:34	Warren 30 yd field goal	9-80	2:40
A-State	4	13:29	Houston 23 yd FG	8-74	2:36
A-State	4	07:28	Houston 22 yd FG	6-19	2:57
Utah St.	4	00:29	Lindsey 1 yd run	13-91	6:53

Team	Qtr	Time	Scoring play	Pys-Yds	TOP
A-State	1	12:15	Houston 33 yd FG	5-40	1:17
UCA	1	08:42	Smith 47 yd punt return	-	-
A-State	1	08:02	Sanders 5 yd rec.	3-48	0:39
A-State	1	03:21	Wand 48 yd rec.	4-67	1:26
UCA	2	01:44	Cummings 29 yd FG	4-6	1:38
UCA	2	00:00	Cummings 43 yd FG	6-31	0:32
UCA	3	06:06	Cummings 25 yd FG	15-86	5:56
A-State	3	05:16	Echols-Luper 58 yd rec.	3-70	0:43
UCA	4	13:12	Wells 3 yd run	11-50	4:24
UCA	4	06:26	Cox 18 yd reception	11-86	5:13

TEAM STATISTICS

	A-STATE	UTAH ST.
First Downs	16	18
Net yards rushing	70	198
Net yards passing	287	136
Passes Comp-Att-Int	20-33-2	11-25-1
Total Net Yards	357	334
Fumbles: Number-Lost	1-1	2-0
Penalties: Number-Yards	18-129	6-54
Possession Time	29:17	30:43
Third Down Conversions	2 OF 12	6 OF 16
Sacks By: Number-Yards	3-25	4-12

TEAM STATISTICS

	A-STATE	UCA
First Downs	20	23
Net yards rushing	45	112
Net yards passing	424	270
Passes Comp-Att-Int	21-38-2	18-37-0
Total Net Yards	469	382
Fumbles: Number-Lost	5-2	1-0
Penalties: Number-Yards	8-63	5-31
Possession Time	25:08	34:52
Third Down Conversions	4 of 13	9 of 21
Sacks By: Number-Yards	1-10	2-18

INDIVIDUAL STATISTICS

RUSHING: Arkansas State - Wand, Warren 15-61; Hansen, Justice 7-8; White, Johnston 7-6; Voytik, Chad 2-minus 5. Utah State - LINDSEY, Tony 19-98; MYERS, Kent 11-63; HUNT, Lajuan 10-20; BRIGHT, Gerold 3-10; HOBBS, Damion 2-5; HERVEY, Justen 2-2. **PASSING:** Arkansas State - Hansen, Justice 18-26-1-277; Voytik, Chad 2-6-1-10; Echols-Luper, C 0-1-0-0. Utah State - MYERS, Kent 11-25-1-136. **RECEIVING:** Arkansas State - Mack, Blake 7-82; Sanders, K. 4-35; Paschal, Dijon 3-65; Murray, Chris 2-64; Echols-Luper, C 2-38; Stowers, S. 1-5; Ward, Warren 1-minus 2. Utah State - HOUSTON, Wyatt 3-28; TARVER, R. 3-24; LEWIS, Rayshad 2-73; LINDSEY, Tony 1-12; RODRIGUEZ, A. 1-1; HUNT, Lajuan 1-minus 2. **INTERCEPTIONS:** Arkansas State-Taylor, Blaise 1-0. Utah State-ROCQUEMORE, J. 1-19; LEAVITT, Dallin 1-0. **FUMBLES:** Arkansas State - Voytik, Chad 1-1. Utah State-MYERS, Kent 1-0; LINDSEY, Tony 1-0.

INDIVIDUAL STATISTICS

RUSHING: Central Arkansas - Wells, Antwon 17-47; Blackman, Carlo 9-34; Cooper, Jarvis 12-29; Wilson, Jatavio 1-4; Warren, Kelton 2-1; Hildebrand, Hay 5-minus 3. Arkansas State - Wand, Warren 15-53; White, Johnston 9-17; Hansen, Justice 9-minus 5; Stowers, S. 1-minus 20. **PASSING:** Central Arkansas - Hildebrand, Hay 18-36-0-270; TEAM 0-1-0-0. Arkansas State - Hansen, Justice 21-38-2-424. **RECEIVING:** Central Arkansas - Wilson, Jatavio 7-130; Smith, Desmond 5-63; Gordon, Roman 2-38; Cox, Brandon 2-23; Dauksch, Cody 1-14; McMillian, Jacq 1-2. Arkansas State - Mack, Blake 8-142; Echols-Luper, C 3-121; Wand, Warren 3-67; Sanders, K. 2-49; Stowers, S. 2-8; Paschal, Dijon 1-17; Murray, Chris 1-12; Bayless, Omar 1-8. **INTERCEPTIONS:** Central Arkansas - Smith, Tremont 1-32; Williams, Tyler 1-0. Arkansas State - None. **FUMBLES:** Central Arkansas - Blackman, Carlo 1-0. Arkansas State-Hansen, Justice 3-0; White, Johnston 1-1; Stowers, S. 1-1.

ARKANSAS STATE

GoDaddy Bowl 2012-15 | New Orleans Bowl 2015 | Cure Bowl 2016

BOWL
GAMES
2016
2015
2014
2013
2012
2011
2005
1970
1969
1968
1954
1952 (2)
1951

ARKANSAS STATE FOOTBALL
2011 | 2012 | 2013 | 2015
SUN BELT CONFERENCE CHAMPIONS
GEORGIA SOUTHERN AT ARKANSAS STATE
Coca-Cola STATE
GAME 03
CENTENNIAL BANK STADIUM
WEDNESDAY, OCTOBER 5, 2016

GAME 5

ARKANSAS STATE FOOTBALL
2011 | 2012 | 2013 | 2015
SUN BELT CONFERENCE CHAMPIONS
SOUTH ALABAMA AT ARKANSAS STATE
STATE
GAME 04
CENTENNIAL BANK STADIUM
SATURDAY, OCTOBER 15, 2016

GAME 6

Score by Quarters	1	2	3	4	Score
Arkansas State	0	10	7	10	27
Georgia Southern	7	6	10	3	26

Score by Quarters	1	2	3	4	Score
Arkansas State	0	14	3	0	17
South Alabama	0	0	0	7	7

Team	Qtr	Time	Scoring play	Pys-Yds	TOP
GASO	1	05:17	Ramsby 61 yd run	1-61	0:09
A-State	2	14:56	Houston 19 yd fg	6-46	2:02
GASO	2	09:35	Koo 53 yrd FG	10-61	5:21
A-State	2	03:29	McInnis 6 yd rec.	14-97	6:06
App St.	2	01:24	Koo 53 yd FG	8-40	2:05
GASO	3	05:56	Koo 24 yd FG	18-72	9:04
GASO	3	02:26	Campbell 63 yd rec	3-85	1:12
A-State	3	01:46	Wand 55 yd run	3-75	0:40
GASO	4	11:53	Koo 21 yd FG	6-23	2:56
A-State	4	06:32	Houston 35 yd FG	10-71	4:09
A-State	4	00:09	Bayless 8 yd rec.	13-70	2:32

TEAM STATISTICS

	A-STATE	GASO
First Downs	27	16
Net yards rushing	343	162
Net yards passing	182	203
Passes Comp-Att-Int	16-28-2	14-23-0
Total Net Yards	525	203
Fumbles: Number-Lost	3-3	0-0
Penalties: Number-Yards	2-20	7-52
Possession Time	27:08	27:52
Third Down Conversions	2 of 10	3 of 15
Sacks By: Number-Yards	1-10	6-18

INDIVIDUAL STATISTICS

RUSHING: Arkansas State - Wand, Warren 19-140; White, J 17-126; Hansen, J 9-61; Rollins-Davis, D 3-16; Voytik, C 1-0 TEAM 49-343. GASO - Ramsby, L.A. 6-68; Breida, M 10-42; Fields, W 12-27; Ellison, K 17-25. TEAM 46-162. **PASSING:** Arkansas State - Hansen, J 16-27-2-182. GASO - Ellison, K 14-22-0-203; Upshaw F 0-1-0-0. **RECEIVING:** Arkansas State - Sanders, K 3-52; Mack, B 2-29; Murray, C 1-28; Wand, W 5-27; Stowers, S 1-15; McInnis, J 2-13; Paschal, D 1-10; Bayless, O 1-8 GASO - Campbell, M 6-98; Johnson III, B 4-68; Crockett, M 3-32; Breida, M 1-5. **INTERCEPTIONS:** Arkansas State - None. GASO - Henry, M 4-76; Ramsby, L.A. 1-22. **FUMBLES:** Arkansas State - Wand, Warren 3-1-0; Echols-Luper, C 1-1-0; Hansen, J 1-1-0 GASO - Williams, K 0-0-1; De-LaRosa 0-0-1; Hunt, L 0-0-1. TEAM 0-0-3

Team	Qtr	Time	Scoring play	Pys-Yds	TOP
A-State	2	12:50	Humes 60 yd FR	-	-
A-State	2	06:05	White 14 yd run	11-71	5:11
A-State	3	04:28	Houston 25 yd FG	13-68	5:49
USA	4	04:16	Johnson 2 yd run	7-92	3:28

TEAM STATISTICS

	A-STATE	USA
First Downs	20	13
Net yards rushing	204	61
Net yards passing	93	194
Passes Comp-Att-Int	9-13-1	12-27-1
Total Net Yards	297	255
Fumbles: Number-Lost	1-0	2-1
Penalties: Number-Yards	4-25	9-67
Possession Time	33:29	26:31
Third Down Conversions	4 of 13	5 of 13
Sacks By: Number-Yards	6-39	3-22

INDIVIDUAL STATISTICS

RUSHING: South Alabama - Ayoola, Dami 6-34; Johnson, Xavier 10-24; Thomas, Tyreis 5-12; Moore, Deonta 1-4; Davis, Dallas 4-1; Garvin, Cole 5-minus 14. Arkansas State - Wand, Warren 18-88; White, Johnston 12-58; Hansen, Justice 15-37; Echols-Luper, C 1-9; Moragne, Logan 2-8; Voytik, Chad 3-6; Rollins-Davis 2-0; TEAM 1-minus 2. **PASSING:** South Alabama - Davis, Dallas 9-15-1-146; Garvin, Cole 3-12-0-48. Arkansas State - Hansen, Justice 9-13-1-93. **RECEIVING:** South Alabama - Everett, Gerald 5-125; Francis, Mseiah 2-28; Magee, Josh 2-23; Kutchera, Kevin 2-11; Ayoola, Dami 1-7. Arkansas State - Mack, Blake 2-39; McInnis, Justin 2-18; Bayless, Omar 1-15; Echols-Luper, C 1-10; Booker, C. 1-9; Sanders, K. 1-2; Stowers, S. 1-0. **INTERCEPTIONS:** South Alabama - Reeves, Jeremy 1-3. Arkansas State - Brown, Cody 1-0. **FUMBLES:** South Alabama - Kutchera, Kevin 1-1; Davis, Dallas 1-0. Arkansas State - Bayless, Omar 1-0.

2016 GAME RECAPS | 101

RED WOLVES FOOTBALL

AStateRedWolves.com

ARKANSAS STATE

Sun Belt Conference Champions 2011 2012 2013 2015 2016

2016
2015
2013
2012
2011
1986
1985
1978
1975
1970
1969
1968



GAME 7



GAME 8

Score by Quarters	1	2	3	4	Score
Arkansas State	14	28	9	0	51
Louisiana-Monroe	0	3	7	0	10

Team	Qtr	Time	Scoring play	Pys-Yds	TOP
A-State	1	13:01	Wand 28 yd rec.	7-66	1:59
A-State	1	09:03	Murray 3-yd run	7-74	2:27
A-State	2	14:25	Wand 2-yd run	12-92	0:35
A-State	2	10:21	Stowers 8-yd rec.	6-71	1:42
ULM	2	05:06	Ford 21-yd FG	13-71	5:15
A-State	2	04:01	Wand 1-yd run	3-6	0:54
A-State	2	00:37	Hansen 6-yd run	6-26	2:30
A-State	3	11:20	Mack 8-yd reception	8-60	2:32
A-State	3	05:52	Houston 27-yd FG	8-40	2:26
ULM	3	04:07	Thomas 61-yd run	4-75	1:45

TEAM STATISTICS

	A-STATE	ULM
First Downs	24	17
Net yards rushing	118	174
Net yards passing	316	162
Passes Comp-Att-Int	24-41-0	14-29-2
Total Net Yards	434	336
Fumbles: Number-Lost	0-0	1-0
Penalties: Number-Yards	7-58	7-51
Possession Time	27:37	32:23
Third Down Conversions	5 of 13	7 of 18
Sacks By: Number-Yards	3-15	1-9

INDIVIDUAL STATISTICS

RUSHING: Louisiana-Monroe - Koufie, Thomas 4-67; Evans, Caleb 5-35; Carter, Duke 9-22; Vaughn, Austin 7-22; Luckett, Ben 5-15; Collins, Will 11-10; Green, Marcus 1-3. Arkansas State - White, Johnston 7-72; Hansen, Justice 4-20; Wand, Warren 11-11; Brown, Darveon 1-7; Moragne, Logan 3-6; Echols-Luper, C 2-3; Voytik, Chad 3-minus 1. **PASSING:** Louisiana-Monroe - Collins, Will 9-15-1-87; Evans, Caleb 5-14-1-75. Arkansas State - Hansen, Justice 21-36-0-303; Voytik, Chad 3-5-0-13. **RECEIVING:** Louisiana-Monroe - McCray, Markis 2-18; Luckett, Ben 2-17; Carter, Duke 2-9; Green, Marcus 2-minus 3; Brown, Xavier 1-66; Perrier, Tre' 1-32; Turner, R.J. 1-10; Holley, Ajalen 1-6; Osborne, Alec 1-5; Koufie, Thomas 1-2. Arkansas State - Wand, Warren 4-65; Echols-Luper, C 3-66; Mack, Blake 3-48; Stowers, S. 3-16; Murray, Chris 2-24; Sanders, K. 2-22; Paschal, Dijon 2-18; White, Johnston 2-18; McInnis, Justin 1-22; Marshall, Jaylo 1-13; Bayless, Omar 1-4. **INTERCEPTIONS:** Louisiana-Monroe - None. Arkansas State - Taylor, Blaise 1-33; Johnson, Mark 1-16. **FUMBLES:** Louisiana-Monroe - Brown, Xavier 1-0. Arkansas State - None.

Score by Quarters	1	2	3	4	Score
Arkansas State	0	10	7	14	31
Georgia State	0	3	7	6	16

Team	Qtr	Time	Scoring play	Pys-Yds	TOP
A-State	1	04:04	Knighten 3 yd run	8-79	2:
Team	Qtr	Time	Scoring play	Pys-Yds	TOP
GSU	2	12:36	ten Lohuis 42 yd FG	10-55	3:08
A-State	2	10:22	Houston 30 yd FG	7-59	2:14
A-State	2	00:25	Humes 57 yd blk FG ret.	-	-
GSU	3	05:57	Rucker 17 yd reception	8-66	4:20
A-State	3	00:36	White 1 yd run	5-19	1:26
A-State	4	13:30	Taylor 68 yd punt ret.	-	-
GSU	4	13:15	Barnett 90 yd KO return	-	-
A-State	4	02:06	White 3 yd run	2-5	0:12

TEAM STATISTICS

	A-STATE	GSU
First Downs	17	19
Net yards rushing	93	94
Net yards passing	212	237
Passes Comp-Att-Int	15-35-0	22-46-2
Total Net Yards	305	331
Fumbles: Number-Lost	2-1	1-0
Penalties: Number-Yards	6-50	7-65
Possession Time	29:02	30:58
Third Down Conversions	3 of 16	4 of 17
Sacks By: Number-Yards	1-5	5-41

INDIVIDUAL STATISTICS

RUSHING: Arkansas State - Wand, Warren 15-49; White, Johnston 13-46; Rollins-Davis 3-19; TEAM 1-minus 2; Hansen, Justice 9-minus 19. Georgia State - Neal, Kyle 2-39; Smith, Glenn 12-38; Kirk, Demarcus 8-29; Barnett, Tra 3-11; Dorn, Kendrick 2-9; Manning, Conner 2-minus 9; TEAM 2-minus 23. **PASSING:** Arkansas State - Hansen, Justice 15-35-0-212. Georgia State - Manning, Conner 22-46-2-237. **RECEIVING:** Arkansas State - Bayless, Omar 3-16; Sanders, K. 2-42; Paschal, Dijon 2-34; Stowers, S. 2-34; Murray, Chris 2-30; Wand, Warren 2-19; Booker, C. 1-35; White, Johnston 1-2. Georgia State - Davis, Robert 9-87; Boyd, Todd 7-87; Rucker, Keith 3-34; Barnett, Tra 2-20; Smith, Glenn 1-9. **INTERCEPTIONS:** Arkansas State - Taylor, Blaise 1-14; Brown, Cody 1-3. Georgia State - None. **FUMBLES:** Arkansas State - Hansen, Justice 2-1. Georgia State - Manning, Conner 1-0.


ARKANSAS STATE

GoDaddy Bowl 2012-15 | New Orleans Bowl 2015 | Cure Bowl 2016

BOWL GAMES
2016
2015
2014
2013
2012
2011
2005
1970
1969
1968
1954
1952 (2)
1951



GAME 9



GAME 10

Score by Quarters	1	2	3	4	Score
Arkansas State	13	14	14	0	41
New Mexico State	3	3	9	7	22

Score by Quarters	1	2	3	4	Score
Arkansas State	0	7	21	7	35
Troy	3	0	0	0	3

Team	Qtr	Time	Scoring play	Pys-Yds	TOP
A-State	1	11:02	Sanders 40-yd rec.	5-89	1:49
A-State	1	10:12	Hunter 46-yd INT ret.	-	-
NMSU	1	05:18	Davidson 37-yd FG	6-29	1:47
A-State	2	11:20	Wand 3-yd run	13-89	4:32
A-State	2	01:36	Mack 35-yd rec.	4-66	1:22
NMSU	2	00:00	Davidson 38-yd FG	10-54	1:36
A-State	3	13:07	Sanders 41-yd rec.	1-41	0:10
NMSU	3	10:56	Rose III 11-yd run	6-52	2:11
NMSU	3	07:29	TEAM safety	-	-
A-State	3	01:02	Wand 2-yd run	5-29	1:49
NMSU	4	00:04	Scott 7-yard reception	6-75	1:43

Team	Qtr	Time	Scoring play	Pys-Yds	TOP
Troy	1	01:00	Kay 43 yd FG	6-22	1:00
A-State	2	03:02	Sanders 8 yd rec.	11-80	4:41
A-State	3	14:40	Humes 0 yd fum. rec.	-	-
A-State	3	11:24	Voytik 4 yd run	6-60	2:15
A-State	3	08:59	White 24 yd run	3-71	1:09
A-State	4	03:11	Rollins-Davis 6 yd run	16-91	10:53

TEAM STATISTICS

	A-STATE	NMSU
First Downs	18	25
Net yards rushing	160	182
Net yards passing	293	256
Passes Comp-Att-Int	22-29-1	26-45-1
Total Net Yards	453	438
Fumbles: Number-Lost	0-0	2-1
Penalties: Number-Yards	6-51	9-86
Possession Time	29:44	30:16
Third Down Conversions	4 of 12	2 of 15
Sacks By: Number-Yards	6-35	0-0

TEAM STATISTICS

	A-STATE	TROY
First Downs	19	17
Net yards rushing	208	55
Net yards passing	180	207
Passes Comp-Att-Int	14-26-0	20-39-2
Total Net Yards	388	262
Fumbles: Number-Lost	0-0	3-3
Penalties: Number-Yards	9-57	3-16
Possession Time	36:17	23:43
Third Down Conversions	8 of 18	3 of 13
Sacks By: Number-Yards	2-16	1-5

INDIVIDUAL STATISTICS

RUSHING: New Mexico State-Rose III, Larry 25-168; Hall,Xavier 5-39; Wilcoxon,Tre 1-minus 1; Rogers,Tyler 9-minus 24. Arkansas State -Wand, Warren 13-91; White, Johnston 7-31; Voytik, Chad 8-26; Hansen, Justice 5-10; Jones, Jamal 2-6; Moragne, Logan 1-minus 2; Rollins-Davis 2-minus 2. **PASSING:** New Mexico State - Rogers,Tyler 26-45-1-256; Wilcoxon,Tre 0-0-0-0. Arkansas State - Hansen, Justice 20-27-1-257; Echols-Luper, C 1-1-0-35; Voytik, Chad 1-1-0-1. **RECEIVING:** New Mexico State - Clark,OJ 9-70; Lottie,Izaiah 6-51; Aganon,Josh 3-33; Rose III, Larry 2-31; Muse,Anthony 2-21; Hogan,Gregory 2-18; Boone,Johnathan 1-25; Scott,Jaleel 1-7. Arkansas State - Sanders, K. 6-101; Mack, Blake 2-46; Echols-Luper, C 2-31; Paschal, Dijon 2-19; Wand, Warren 2-14; Murray, Chris 2-13; White, Johnston 1-31; Rollins-Davis 1-26; McInnis, Justin 1-5; Stowers, S. 1-4; Bayless, Omar 1-2; Booker, C. 1-1. **INTERCEPTIONS:** New Mexico State - Wright,Jaden 1-16. Arkansas State - Hunter, Money 1-46. **FUMBLES:** New Mexico State - Hall,Xavier 1-0; Girdy,Gamar 1-1. Arkansas State - None.

INDIVIDUAL STATISTICS

RUSHING: Arkansas State - Wand, Warren 17-90; Voytik, Chad 14-61; White, Johnston 11-37; Rollins-Davis 5-31; TEAM 2-minus 4; Hansen, Justice 2-minus 7. Troy - Chunn, Jordan 16-51; Anderson, Josh 2-15; Flakes, Andre 1-5; Smith, B.J. 2-4; Silvers, B. 3-minus 20. **PASSING:** Arkansas State - Hansen, Justice 13-24-0-149; Wand, Warren 0-1-0-0; Echols-Luper, C 1-1-0-31. Troy-Silvers, B. 20-39-2-207. **RECEIVING:** Arkansas State - Sanders, K. 5-31; Echols-Luper, C 3-15; Murray, Chris 2-51; Paschal, Dijon 1-39; Humes, Chris 1-31; Wand, Warren 1-7; White, Johnston 1-6. Troy - Thompson, E. 10-117; McCormick, T. 3-31; Anderson, Josh 3-4; Douglas, D. 1-28; Chunn, Jordan 1-19; Davis, Sidney 1-9; Velez, Hiram 1-minus 1. **INTERCEPTIONS:** Arkansas State - Clifton, Justin 2-minus 1. Troy - None. **FUMBLES:** Arkansas State - None. Troy - Thompson, E. 1-1; Flakes, Andre 1-1; Silvers, B. 1-1.

2016 GAME RECAPS | 103


RED WOLVES FOOTBALL

AStateRedWolves.com

ARKANSAS STATE

Sun Belt Conference Champions | 2011 | 2012 | 2013 | 2015 | 2016

2016
2015
2013
2012
2011
1986
1985
1978
1975
1970
1969
1968



GAME 11



GAME 12

Score by Quarters	1	2	3	4	Score
Arkansas State	7	0	3	9	19
Louisiana-Lafayette	7	7	7	3	24

Team	Qtr	Time	Scoring play	Pys-Yds	TOP
A-State	1	06:41	Paschal 24-yd rec.	6-47	1:43
ULL	1	04:52	Taboris 17-yd INT ret.	-	-
ULL	2	08:29	McGuire 14-yd rec.	11-99	4:43
A-State	3	08:54	Houston 20-yd FG	12-54	4:53
ULL	3	08:08	Riles 34-yd rec.	2-76	0:46
A-State	4	14:57	Houston 30-yd FG	8-55	3:29
ULL	4	10:24	Artigue 34-yd FG	11-68	4:33
A-State	4	09:07	Wand 1-yd run	5-75	1:17

TEAM STATISTICS

	A-STATE	ULL
First Downs	28	15
Net yards rushing	128	50
Net yards passing	393	242
Passes Comp-Att-Int	35-57-1	13-24-0
Total Net Yards	521	292
Fumbles: Number-Lost	1-0	0-0
Penalties: Number-Yards	6-58	5-50
Possession Time	33:23	26:37
Third Down Conversions	6 of 17	2 of 11
Sacks By: Number-Yards	5-31	1-9

INDIVIDUAL STATISTICS

RUSHING: Arkansas State - Hansen, Justice 10-47; White, Johnston 7-38; Wand, Warren 11-35; Voytik, Chad 4-6; Rollins-Davis 1-2. Louisiana - McGuire, Elijah 10-27; Coutts, Steven 1-13; Ray, Dion 5-11; Hoggins, Darius 2-10; TEAM 1-minus 3; Jennings, A. 14-minus 8. **PASSING:** Arkansas State - Hansen, Justice 35-57-1-393. Louisiana-Jennings, A. 13-24-0-242. **RECEIVING:** Arkansas State - Sanders, K. 6-90; Paschal, Dijon 6-70; Bayless, Omar 5-64; Murray, Chris 5-56; Booker, C. 5-33; Echols-Luper, C 4-35; Mack, Blake 2-28; McInnis, Justin 1-13; White, Johnston 1-4. Louisiana - Bradley, J. 4-113; McGuire, Elijah 3-50; Riles, Al 3-47; Barnes, Keenan 1-34; Byrne, Nick 1-3; Fuseller, Gabe 1-minus 5. **INTERCEPTIONS:** Arkansas State - None. Louisiana-Lee, Taboris 1-17. **FUMBLES:** Arkansas State - Hansen, Justice 1-0. Louisiana - None.

Score by Quarters	1	2	3	4	Score
Arkansas State	6	7	3	20	36
Texas State	0	7	7	0	14

Team	Qtr	Time	Scoring play	Pys-Yds	TOP
A-State	1	07:22	White 6-yd run	4-53	1:15
A-State	2	12:35	Wand 26-yd run	2-44	0:25
TX State	2	01:39	Mason 4-yd rec.	12-46	5:05
TX State	3	08:55	Siudzinski 34-yd run	10-73	4:24
A-State	3	06:01	Houston 27-yd FG	6-23	1:44
A-State	4	14:52	Paschal 7-yd rec.	9-74	2:28
A-State	4	09:49	Mack 14-yd rec.	6-41	2:26
A-State	4	05:30	Voytik 2-yd run	7-15	3:15

TEAM STATISTICS

	A-STATE	TEXAS ST.
First Downs	18	15
Net yards rushing	178	117
Net yards passing	179	120
Passes Comp-Att-Int	13-21-0	14-27-2
Total Net Yards	357	237
Fumbles: Number-Lost	2-0	1-0
Penalties: Number-Yards	10-65	9-61
Possession Time	25:20	34:40
Third Down Conversions	6 of 14	7 of 19
Sacks By: Number-Yards	8-47	0-0

INDIVIDUAL STATISTICS

RUSHING: Arkansas State - Wand, Warren 23-135; White, Johnston 8-26; Voytik, Chad 8-24; Rollins-Davis 1-2; Hansen, Justice 3-minus 2; Jones, Jamal 1-minus 7. Texas State - Siudzinski, T. 17-85; White, Connor 12-35; Mayberry, S. 8-18; Morbley, T. 1-9; Printz, Eddie 1-2; Krawczyk, A.J. 1-minus 6; Jones, Tyler 6-minus 26. **PASSING:** Arkansas State - Hansen, Justice 13-21-0-179. Texas State - White, Connor 12-22-1-102; Jones, Tyler 2-5-1-18. **RECEIVING:** Arkansas State - Wand, Warren 4-64; Echols-Luper, C 2-39; Paschal, Dijon 2-38; Mack, Blake 2-35; White, Johnston 1-3; Rollins-Davis 1-1; Sanders, K. 1-minus 1. Texas State - Watts, Tyler 7-52; Morbley, T. 2-45; Hays, Mason 2-11; Siudzinski, T. 2-minus 4; Rushing, B. 1-16. **INTERCEPTIONS:** Arkansas State - Brown, Cody 1-25; Humes, Chris 1-0. Texas State - None. **FUMBLES:** Arkansas State - Hansen, Justice 1-0; White, Johnston 1-0. Texas State-McDowell, B. 1-0.

2016 SUN BELT CONFERENCE STANDINGS

Team	SBC W-L	Pct.	Overall W-L	Pct.	H	A	N	Streak
Arkansas State*\$	7-1	0.875	8-5	0.615	4-2	3-3	1-0	W2
Appalachian State*\$	7-1	0.875	10-3	0.769	5-1	4-2	1-0	W3
Troy\$	6-2	0.750	10-3	0.769	5-1	4-2	1-0	W1
Idaho\$	6-2	0.750	9-4	0.692	4-1	4-3	1-0	W5
Louisiana\$	5-3	0.625	6-7	0.462	3-3	3-3	0-1	L1
Georgia Southern	4-4	0.500	5-7	0.417	3-2	2-5	0-0	W1
ULM	3-5	0.375	4-8	0.333	3-2	1-6	0-0	L2
South Alabama\$	2-6	0.250	6-7	0.462	5-2	1-4	0-1	L1
Georgia State	2-6	0.250	3-9	0.250	3-3	0-6	0-0	L1
New Mexico State	2-6	0.250	3-9	0.250	3-2	0-7	0-0	L2
Texas State	0-8	0.000	2-10	0.167	1-5	1-5	0-0	L8

*Sun Belt Conference regular season champion; \$Bowl eligible

2016 PRESEASON SBC POLL

1. Appalachian State (5): 114 pts
 2. **Arkansas State (5): 110 pts**
 3. Georgia Southern(1) : 98 pts
 4. Georgia State: 73 pts
 5. UL-Lafayette: 70 pts
 6. Troy: 70 pts
 7. South Alabama: 62 pts
 8. Idaho: 48 pts
 9. New Mexico State: 37 pts
 10. Texas State: 30 pts
 11. UL Monroe: 14 pts
- School, points (first place votes)

2016 PRESEASON ALL-SBC

FIRST TEAM PRESEASON OFFENSE

Taylor Lamb (Appalachian State, QB, Jr.)
 Matt Breida (Georgia Southern, RB, Sr.)
 Larry Rose III (New Mexico State, RB, Jr.)
Dijon Paschal (Arkansas State, WR, Jr.)
 Robert Davis (Georgia State, WR, Jr.)
 Penny Hart (Georgia State, WR, So.)
 Gerald Everett (South Alabama, TE, Sr.)
 Parker Collins (Appalachian State, OL, Sr.)
Jemar Clark (Arkansas State, OL, Sr.)
Colton Jackson (Arkansas State, OL, Sr.)
 Andy Kwon (Georgia Southern, OL, Sr.)
 Antonio Garcia (Troy, OL, Sr.)

FIRST TEAM PRESEASON DEFENSE

Waylon Roberson (Arkansas State, DL, Sr.)
Ja'Von Rolland-Jones (A-State, DL, Jr.)
 Bernard Dawson (Georgia Southern, DL, Sr.)
 Jay Ellison (Georgia Southern, DL, Sr.)
 Rashad Dillard (Troy, DL, Sr.)
 Eric Boggs (Appalachian State, LB, Jr.)
 John Law (Appalachian State, LB, Sr.)
Xavier Woodson-Luster (A-State, LB, Sr.)
Cody Brown (Arkansas State, DB, Sr.)
 Bobby Baker (Georgia State, DB, Sr.)
 Savion Brown (UL Lafayette, DB, Sr.)
 Jeremy Reaves (South Alabama, DB, Jr.)
FIRST TEAM PRESEASON SPECIAL TEAMS
 Austin Rehkow (Idaho, P, Sr.)
 Austin Rehkow (Idaho, PK, Sr.)
Blaise Taylor (Arkansas State, RS, Jr.)

SECOND TEAM PRESEASON OFFENSE

Matt Linehan (Idaho, QB, Jr.)
 Marcus Cox (Appalachian State, RB, Sr.)
 Elijah McGuire (UL Lafayette, RB, Sr.)
 Callen Hightower (Idaho, WR, Sr.)
 AJalen Holley (ULM, WR, Sr.)
 Josh Magee (South Alabama, WR, Sr.)
 Keith Rucker (Georgia State, TE, Sr.)
 Colby Gossett (Appalachian State, OL, Jr.)
Devin Mondie (Arkansas State, OL, Sr.)
 Anthony McMeans (New Mexico State, OL, Sr.)
 Curtis Williams (South Alabama, OL, Sr.)
 Ryan Melton (Texas State, OL, Sr.)

SECOND TEAM PRESEASON DEFENSE

Darrius Sapp (Georgia Southern, DL, Jr.)
 Shawanye Lawrence (Georgia State, DL, Sr.)
 Karmichael Dunbar (UL Lafayette, DL, Sr.)
 Taboris Lee (UL Lafayette, DL, Jr.)
Khari Lain (Arkansas State, LB, Jr.)
 Otha Peters (UL Lafayette, LB, Sr.)
 Roman Buchanan (South Alabama, LB, Sr.)
Chris Humes (Arkansas State, DB, Sr.)
Blaise Taylor (Arkansas State, DB, Jr.)
 Tracy Walker (UL Lafayette, DB, Jr.)
 Tre' Hunter (UL Monroe, DB, Sr.)
 Kalen Jackson (South Alabama, DB, Sr.)

SECOND TEAM PRESEASON SPECIAL TEAMS

Lumi Kaba (Texas State, P, Sr.)
 Aleem Sunanon (South Alabama, PK, Sr.)
 Xavier Johnson (South Alabama, RS, Jr.)

Offensive Player of the Year:

Larry Rose III (NMSU, RB, Jr.)

Defensive Player of the Year:

John Law (App St., LB, Sr.)



Dijon Paschal, WR

2016 ALL-SUN BELT CONFERENCE TEAM

FIRST TEAM OFFENSE

Brandon Silvers ! (Troy, Sr., QB)
 Jalin Moore (APP ST, So, RB)
 Jordan Chunn (Troy, So., RB)
 Robert Davis ** (GAST, Sr., WR)
 Al Riles (Louisiana, Fr., WR)
 Emanuel Thompson Troy, Jr., WR)
 Gerald Everett ** (USA, Sr., TE)
 Parker Collins *(App State, Sr., OL)
 Colby Gossett (App State, Jr., OL)
Jemar Clark ** (A-State, Sr., OL)
 Andy Kwon *(GASO, Sr., OL)
 Antonio Garcia *(Troy, Jr., OL)

FIRST TEAM DEFENSE

Chris Odom (A-State, Sr., DL)
 Ja'von Rolland-Jones (A-State, Jr., DL)
 Randy Allen (South Alabama, Sr., DL)
 Rashad Dillard *(Troy, Sr., DL.)
 Ironhead Gallon (GASO, Sr., LB)
 Otha Peters *(Louisiana, Sr., LB)
 Rodney Butler (NMSU, Sr., LB)
 Clifton Duck (App Stae, Fr., LB)
 Mondo Williams (App State, Sr., DB)
Money Hunter (A-State, Sr., DB)
 Bobby Baker (GASO, Sr., DB)
 Jeremy Reaves *(USA, Sr., DB)

FIRST TEAM SPECIAL TEAMS

Younghoe Koo (GASO, Sr., K)
 Austin Rehkow (Idaho, Sr., P)
 Jabir Frye (Troy, Fr., RS)
 Jordan Chunn (Troy, Jr., All-Purpose)

SECOND TEAM OFFENSE

Matt Linehan *(Idaho, Jr., QB)
 Marcus Cox *(App State, Sr., RB)
 Elijah McGuire *(Louisiana, Sr., RB)
 Shaedon Meadors (App State, Jr., WR)
 Josh Magee * (USA Sr., WR)
 Deondre Douglas (Troy, So., WR)
Blake Mack (A-State, Jr., TE)
 Beau Nunn (App State, Sr., OL)
Colton Jackson ** (A-State, Sr., OL)

Steve Matlock (Idaho, Sr., OL)
 Jeff Savage (ULM, Sr., OL)
 Tyler Lassiter (Troy, Sr., OL)

SECOND TEAM DEFENSE

Dezzmin Reed (App State, Sr., DL)
 Tee Sims (App State, Jr., DL)
 Aikeem Coleman (Idaho, Jr., DL)
 Tuoni Lupeamanu (Idaho, Sr., DL)
 Joe Dillon (Louisiana, Fr., DL)
 Eric Boggs *(App State, Jr., LB)
 Kennan Gilchrist (App State, Sr., LB)
Xavier Woodson-Luster *(A-State, Sr., LB)
Cody Brown *(A-State, Sr., DB)
Justin Clifton (A-State, Sr., DB)
 Jaden Wright (NMSU, Jr., DB)
 Jalen Roundtree (Troy, Sr., DB)

SECOND TEAM SPECIAL TEAMS

Austin Rehkow (Idaho, Sr., K)
 Brandon McKee (USA, Sr., P)
Blaise Taylor (A-State, Sr. RS)
Warren Wand (Troy, Sr., All-Purpose)

HONORABLE MENTION

Barrett Burns (App St., Sr., TE), A.J. Howard (App St., So., DB), Taylor Lamb (App St., Jr., QB), Myquon Stout (App St., So., DL), **Justice Hansen (A-State, So., QB)**, **Chris Humes (ASU, Sr., DB)**, **Waylon Roberson (ASU, Sr., DL)**, **Kendall Sanders (ASU, Sr., WR)**, Kevin Ellison (GASO, Sr., CB), Ukeme Eligwe (GASO, Jr., LB), BJ Johnson III (GASO, Sr., WR) Shawanye Lawrence (GAST, Sr., DL) Alonzo McGee (GAST, Jr., LB), Keith Rucker (GAST., Sr., TE), Chandon Sullivan (GAST., Jr., DB), Trent Cowan (Idaho, Sr., TE), Kaden Elliss (Idaho, So., LB), Tony Lashley (Idaho, So., LB), Jordan Rose (Idaho, Sr., OL), Keenan Barnes (Louisiana., Sr., OL), Karmichael Dunbar (Louisiana, Sr., DL), Eddie Gordon (Louisian, Sr., OL), Tre'maine Light-

foot (Louisiana, Sr., LB), Justin Backus (ULM, Sr., DB), David Griffith (ULM, So., LB), Ajalen Holley (ULM, Sr., WR), Frank Sutton, Jr (ULM, Jr., OL), Kourtland Busby (NMSU, Jr., DL), Greg Hogan (NMSU, R.Jr., WR), Anthony McMeans (NMSU, Sr., OL), Tyler Rogers (NMSU, Sr., QB), Roman Buchanan (USA, Sr., LB), Kalen Jackson (USA, Sr., DB), Xavier Johnson (USA, Jr., RB/RS), Kevin Kutchera (USA, Sr., WR), Ryan Kay (Troy, Sr., PK), William Lloyd (Troy, Sr., LB), Kamryn Meldon (Troy, Jr., DB), Baron Poole (Troy, Jr., DL), Aaron Brewer (TSXT, Fr., OL), Bryan London (TXST, RS Fr., LB), Gabe Loyd (TXST, Jr., LB), Jordan Mittie (TXST, RS Fr., DL)

NEWCOMER TEAM

Vic Johnson (App State, Fr., OL)
Kyle Wilson (A-State, Jr., LB)
 Ukeme Eligwe (GASO, Jr., LB)
 Conner Manning (App State, Jr., QB)
 Noah Johnson (Idaho, Fr., OL)
 Kevin Dotson (Louisiana, Fr., OL)
 Dayton Balvantz (ULM, Sr., P)
 Sage Doxtater (NMSU, Fr., OL)
 Kris Weatherspoon (Troy, Jr., DB)
 Darrell Songy (South Alabama, Jr., LB)
 Bryan London (TXST, RS Fr., LB)

Player of the Year

Ja'Von Rolland-Jones (A-State, Jr., DL)

Off. Player of the Year

Jalin Moore (App State, So., RB)

Def. Player of the Year

Rashad Dillard (Troy, Sr., DL)

Freshman of the Year

Clifton Duck (App State, Fr. DB)

Coach of the Year

Paul Pentiro (Idaho)

2016 SBC PLAYERS OF THE WEEK

OFFENSIVE PLAYER OF THE WEEK

Sep 05: Dallas Davis (South Alabama, QB, So.), Sep 12: Marcus Cox (Appalachian State, RB, Sr.), Sep 19: Elijah McGuire (UL Lafayette, RB, Sr.), Sep 26: Jordan Chunn (Troy RB, Jr.), Oct 3: Cole Garvin (South Alabama, QB, So.), **Oct 10: Justice Hansen (A-State, QB, So.)**, Oct 17: Matt Linehan (Idaho, QB, Jr.), Oct 24 Jordan Chunn (Troy, RB, Jr.), **Oct 31: Justice Hansen (A-State, QB, So.)**, Nov 7: Caleb Evans (ULM, QB, Fr.), Nov 14: Thomas Koufie (ULM, RB, So.), Nov 21: Marcus Cox (Appalachian State, RB, Sr.), Nov 28: Isaiah Sanders (Idaho, RB, So.) Dec 05: Xavier Johnson (South Alabama, RB, Jr.)

DEFENSIVE PLAYER OF THE WEEK

Sep 05: Roman Buchanan (South Alabama, LB, Sr.), Sep 12: Rodney Butler (NM State, LB, Sr.), Sep 19: Bobby Baker (Georgia State, DB, Sr.), Sep 26: Rodney Butler (New Mexico State, LB, Jr.), Oct 03: Rodney Butler (NMSU, LB, Jr.), Oct 10: Mackendry Cheridor (Georgia State, DL, R-Jr), **Oct 17: Chris Humes (A-State, DB, Sr.)**, Oct 24: Clifton Duck (Appalachian State, DB, Fr.), Oct 31: Ukeme Eligwe (Georgia Southern, LB, r-Jr.), Nov 07: Kennan Gilchrist (Appalachian State, LB, Sr.), **Nov 14: Money Hunter (Arkansas State, DB, Sr.)**, **Nov 21: Chris Odom (A-State, DB, Sr.)**, Nov 28: Jalen Thompson (South Alabama, DB, So.) **Dec 05: Chris Odom (A-State, DL, Sr.)**

SPECIAL TEAMS PLAYER OF THE WEEK

Sep 05: Marcus Ripley (Texas State, PK, Fr.), Sep 12: Parker Davidson (NM State, PK, So.), Sep 19: Ryan Kay (Troy, P/K, Sr.), Oct 03: Bentlee, Cricher (Appalachian State, PK, Sr.), Oct 10: Austin Rehkow (Idaho, P/K, Sr.), Oct 17: Ryan Kay (Idaho, P/K, Sr.), Oct 24: Younghoe Koo (Georgia Southern, PK, r-Sr.), Oct 31: Brandon McKee (South Alabama, P, Sr.), **Nov 7: Blaise Taylor (Arkansas State, DB, Sr.)**, Nov 14: Austin Rehkow (Idaho, P/K, Sr.), Nov 21: Brandon McKee (South Alabama, P, Fr.), Nov 28: Bentlee Cricher (Appalachian State, P, Sr.), Dec 05: Austin Rehkow (Idaho, P/K, Sr.)

ARKANSAS STATE

GoDaddy Bowl 2012-15 | New Orleans Bowl 2015 | Cure Bowl 2016

BOWL
GAMES
2016
2015
2014
2013
2012
2011
2005
1970
1969
1968
1954
1952 (2)
1951

SCORING OFFENSE	G	TD	FG	XPT	2XP	DXP	Saf	Pts	A
1. Troy	13	55	18	50	2	0	0	438	33.7
2. Idaho	13	46	26	42	1	0	1	400	30.8
3. Appalachian State	13	48	15	47	0	0	0	380	29.2
4. Arkansas State	13	46	13	40	0	0	0	355	27.3
5. Georgia Southern	12	38	19	34	0	0	0	319	26.6
6. South Alabama	13	43	10	42	0	0	0	330	25.4
7. NM State	12	37	15	29	0	0	1	298	24.8
8. Louisiana	13	36	19	30	1	1	0	307	23.6
9. ULM	12	36	9	35	0	0	1	280	23.3
10. Georgia State	12	31	9	26	0	0	0	239	19.9
11. Texas State	12	29	7	26	1	0	0	223	18.6

SCORING DEFENSE	G	TD	FG	XPT	2XP	DXP	Saf	Pts	Avg
1. Appalachian State	13	28	12	28	0	0	0	232	17.8
2. Arkansas State	13	31	21	28	0	0	1	279	21.5
3. Troy	13	36	12	35	0	0	0	287	22.1
4. Louisiana	13	39	20	33	1	0	0	329	25.3
5. Georgia Southern	12	39	15	37	0	1	0	318	26.5
6. Georgia State	12	37	19	36	1	0	1	319	26.6
7. South Alabama	13	44	15	34	4	0	0	351	27.0
8. Idaho	13	52	15	48	1	0	0	407	31.3
9. NM State	12	60	16	56	1	0	0	466	38.8
10. ULM	12	60	17	54	1	0	1	469	39.1
11. Texas State	12	63	19	54	1	0	1	493	41.1

PASS OFFENSE	G	Att	Cmp	Int	Pct	Yds	Avg	TD	Yds/G
1. Troy	13	492	315	13	64.0	3386	6.9	25	260.5
2. Idaho	13	432	265	11	61.3	3240	7.5	19	249.2
3. Georgia State	12	419	231	15	55.1	2995	7.1	17	246.2
4. NM State	12	461	253	15	54.9	2939	6.4	22	244.9
5. South Alabama	13	416	233	14	56.0	3169	7.6	15	243.8
6. Arkansas State	13	402	231	9	57.5	3148	7.8	21	242.2
7. Texas State	12	415	257	17	61.9	2639	6.4	14	219.9
8. ULM	12	364	198	16	54.4	2304	6.3	15	192.0
9. Appalachian State	13	334	203	8	60.8	2327	7.0	16	179.0
10. Louisiana	13	343	204	13	59.5	2317	6.8	12	178.2
11. Georgia Southern	12	264	147	9	55.7	1868	7.1	13	155.7

PASS DEFENSE	G	Cmp	Att	Int	Pct.	Yds	Avg	TD	Yds/G
1. Georgia State	12	193	355	11	54.4	2087	5.9	8	173.9
2. South Alabama	13	188	313	10	60.1	2270	7.3	14	174.6
3. Appalachian State	13	255	444	20	57.4	2649	6.0	12	203.8
4. Arkansas State	13	230	424	11	54.2	2853	6.7	15	219.5
5. ULM	12	192	322	6	59.6	2641	8.2	22	220.1
6. Georgia Southern	12	210	355	9	59.2	2754	7.8	16	229.5
7. Troy	13	254	482	22	52.7	3203	6.6	20	246.4
8. Texas State	12	248	372	3	66.7	2972	8.0	28	247.7
9. Louisiana	13	271	439	10	61.7	3249	7.4	18	249.9
10. NM State	12	232	360	13	64.4	3029	8.4	23	252.4
11. Idaho	13	282	448	17	62.9	3680	8.2	31	283.1

KICKOFF RETURNS	G	Ret	Yds	TD	Avg
1. Georgia State	12	32	737	1	23.0
2. Troy	13	37	831	1	22.5
3. Arkansas State	13	27	575	0	21.3
4. ULM	12	43	907	0	21.1
5. Appalachian State	13	34	702	1	20.6
6. Georgia Southern	12	51	1026	0	20.1
7. South Alabama	13	34	674	1	19.8
8. Idaho	13	50	922	0	18.4
9. Louisiana	13	40	710	0	17.8
10. NM State	12	28	491	0	17.5
11. Texas State	12	55	922	0	16.8



Chad Voytik



Darius Rosser



Devin Mondie



Trent Ellis-Brewer

2016 SUN BELT TEAM STATS | 107

RED WOLVES FOOTBALL

AStateRedWolves.com

ARKANSAS STATE

Sun Belt Conference Champions | 2011 | 2012 | 2013 | 2015 | 2016



Joseph Bacchus

PUNTING	G	NO	YARDS	AVG	RET	TB	NET/P
1. South Alabama	13	66	2757	41.8	28	5	39.8
2. Louisiana	13	67	2865	42.8	195	4	38.7
3. Texas State	12	85	3518	41.4	156	6	38.1
4. Georgia Southern	12	56	2189	39.1	56	1	37.7
5. Idaho	13	56	2296	41.0	124	3	37.7
6. Troy	13	69	2820	40.9	142	5	37.4
7. ULM	12	64	2575	40.2	143	3	37.1
8. Arkansas State	13	81	3165	39.1	140	3	36.6
9. Appalachian State	13	58	2285	39.4	150	3	35.8
10. NM State	12	78	3128	40.1	471	2	33.6
11. Georgia State	12	68	2655	39.0	373	4	32.4



Paul Swanson

TURNOVER MARGIN	G	—Gained—			—Lost—			Mar	Per/G
		Fum	Int	Tot	Fum	Int	Tot		
1. Idaho	13	11	17	28	6	11	17	+11	0.85
2. Troy	13	8	22	30	7	13	20	+10	0.77
3. Appalachian State	13	1	20	21	5	8	13	+8	0.62
4. Arkansas State	13	11	11	22	8	9	17	+5	0.38
5. Georgia Southern	12	10	9	19	9	9	18	+1	0.08
6. NM State	12	10	13	23	7	15	22	+1	0.08
7. Louisiana	13	8	10	18	4	13	17	+1	0.08
8. South Alabama	13	10	10	20	8	14	22	-2	-0.15
9. Georgia State	12	7	11	18	8	15	23	-5	-0.42
10. ULM	12	7	6	13	8	16	24	-11	-0.92
11. Texas State	12	8	3	11	8	17	25	-14	-1.17



Blake Mack

RUSHING OFFENSE	G	Att	Yds	Avg	TD	Yds/G
1. Appalachian State	13	577	3244	5.6	29	249.5
2. Georgia Southern	12	606	2690	4.4	24	224.2
3. ULM	12	512	2176	4.2	21	181.3
4. Louisiana	13	586	2326	4.0	21	178.9
5. NM State	12	453	2037	4.5	13	169.8
6. Troy	13	485	2199	4.5	28	169.2
7. Idaho	13	488	1921	3.9	24	147.8
8. South Alabama	13	468	1893	4.0	25	145.6
9. Arkansas State	13	517	1784	3.5	19	137.2
10. Georgia State	12	336	1052	3.1	10	87.7
11. Texas State	12	426	989	2.3	13	82.4



Ja'Von Rolland-Jones

RUSHING DEFENSE	G	Rushes	Yards	Avg.	TD	Yds/G
1. Troy	13	462	1562	3.4	13	120.2
2. Appalachian State	13	415	1637	3.9	15	125.9
3. Louisiana	13	490	1679	3.4	19	129.2
4. Arkansas State	13	522	1864	3.6	13	143.4
5. Idaho	13	445	1888	4.2	17	145.2
6. Georgia Southern	12	446	2005	4.5	21	167.1
7. Georgia State	12	576	2481	4.3	25	206.8
8. South Alabama	13	587	2798	4.8	26	215.2
9. Texas State	12	540	2681	5.0	33	223.4
10. NM State	12	549	2931	5.3	31	244.2
11. ULM	12	545	3123	5.7	31	260.2

TOTAL OFFENSE	G	Rush	Pass	Plays	Yards	Avg/P	TD	Yds/G
1. Troy	13	2199	3386	977	5585	5.7	53	429.6
2. Appalachian State	13	3244	2327	911	5571	6.1	45	428.5
3. NM State	12	2037	2939	914	4976	5.4	35	414.7
4. Idaho	13	1921	3240	920	5161	5.6	43	397.0
5. South Alabama	13	1893	3169	844	5062	5.7	40	389.4
6. Georgia Southern	12	2690	1868	870	4558	5.2	37	379.8
7. Arkansas State	13	1784	3148	919	4932	5.4	40	379.4
8. ULM	12	2176	2304	876	4480	5.1	36	373.3
9. Louisiana	13	2326	2317	929	4643	5.0	33	357.2
10. Georgia State	12	1052	2955	755	4007	5.3	27	333.9
11. Texas State	12	989	2639	841	3628	4.3	27	302.3

ARKANSAS STATE

GoDaddy Bowl 2012-15 | New Orleans Bowl 2015 | Cure Bowl 2016

BOWL
GAMES
2016
2015
2014
2013
2012
2011
2005
1970
1969
1968
1954
1952 (2)
1951

TOTAL DEFENSE	G	Rush	Pass	Plays	Yards	Avg	TD	Yds/G
1. Appalachian State	13	1637	2649	859	4286	5.0	27	329.7
2. Arkansas State	13	1864	2853	949	4717	5.0	28	362.8
3. Troy	13	1562	3203	944	4765	5.0	33	366.5
4. Louisiana	13	1679	3249	929	4928	5.3	37	379.1
5. Georgia State	12	2481	2087	931	4568	4.9	33	380.7
6. South Alabama	13	2798	2270	900	5068	5.6	40	389.8
7. Georgia Southern	12	2005	2754	801	4759	5.9	37	396.6
8. Idaho	13	1888	3680	863	5568	6.2	48	428.3
9. Texas State	12	2681	2972	812	5653	6.2	61	471.1
10. ULM	12	3123	2641	867	5764	6.6	53	480.3
11. NM State	12	2931	3029	909	5960	6.6	54	496.7



Chris Humes

PUNT RETURNS	G	Ret	Yds	TD	Avg
1. Georgia Southern	12	16	261	0	16.3
2. Appalachian State	13	17	191	0	11.2
3. Texas State	12	21	205	0	9.8
4. Troy	13	22	199	1	9.0
5. Idaho	13	15	133	2	8.9
6. ULM	12	12	98	0	8.2
7. Arkansas State	13	37	275	2	7.4
8. Louisiana	13	16	87	0	5.4
9. South Alabama	13	17	71	0	4.2
10. NM State	12	6	19	0	3.2
11. Georgia State	12	7	10	0	1.4



Kendall Sanders

FIELD GOALS	G	Made	Att	Pct
1. Georgia Southern	12	19	20	.950
2. Idaho	13	26	29	.897
3. Louisiana	13	19	24	.792
4. NM State	12	15	19	.789
5. Troy	13	18	23	.783
6. Appalachian State	13	15	21	.714
7. Texas State	12	7	10	.700
8. ULM	12	9	13	.692
9. Arkansas State	13	13	19	.684
10. South Alabama	13	10	16	.625
11. Georgia State	12	9	17	.529



Chris Odom

PAT KICKING	G	Made	Att	Pct
1. South Alabama	13	42	42	1.000
2. Appalachian State	13	47	48	.979
3. ULM	12	35	36	.972
4. Troy	13	50	52	.962
5. Idaho	13	42	44	.955
6. Georgia Southern	12	34	36	.944
7. Louisiana	13	30	32	.938
8. Texas State	12	26	28	.929
9. Arkansas State	13	40	45	.889
10. Georgia State	12	26	30	.867
11. NM State	12	29	34	.853



Jemar Clark

TIME OF POSSESSION	G	Total Time	Avg/G
1. Appalachian State	13	436:46	33.35
2. Georgia Southern	12	391:51	32.39
3. Idaho	13	411:27	31.39
4. Troy	13	402:15	30.56
5. South Alabama	13	383:34	29.30
T6. ULM	12	353:19	29.26
T6. Louisiana	13	382:38	29.26
8. Arkansas State	13	377:25	29.01
9. Texas State	12	320:41	26.43
10. NM State	12	318:57	26.34
11. Georgia State	12	306:52	25.34

2016 SUN BELT TEAM STATS | 109

RED WOLVES FOOTBALL

AStateRedWolves.com

ARKANSAS STATE

Sun Belt Conference Champions | 2011 | 2012 | 2013 | 2015 | 2016



Warren Wand

RUSHING		Team	Cl	G	Att	Yds	Avg	TD	Long	Yds/G
1.	Moore, Jalin	APP	So	13	237	1402	5.9	10	63	107.8
2.	Chunn, Jordan	TROY	Jr	13	279	1288	4.6	16	48	99.1
3.	III, Larry Rose	NMSU	Jr	9	159	865	5.4	4	51	96.1
4.	McGuire, Elijah	LA	Sr	13	232	1127	4.9	7	68	86.7
5.	Johnson, X.	USA	Jr	12	151	831	5.5	10	70	69.2
6.	Wand, Warren	A-ST	So	13	200	879	4.4	7	55	67.6
7.	K. Ellison	GS	Sr	11	139	678	4.9	7	58	61.6
8.	Saunders, I	IDAHO	So	13	159	731	4.6	9	29	56.2
9.	M. Breida	GS	Sr	12	168	646	3.8	3	68	53.8
10.	Duckworth, A	IDAHO	Jr	13	144	672	4.7	5	55	51.7



Justice Hansen

PASS AVG/GAME		Team	Cl	G	Cmp	Att	Int	Yds	TD	Avg/G
1.	Manning, C.	GSU	Jr	10	207	373	13	2684	16	268.4
2.	Davis, Dallas-	USA	So	11	198	349	12	2706	11	246.0
3.	Linehan, Matt	IDAHO	Jr	13	257	415	10	3184	19	244.9
4.	Silvers, B.	TROY	Jr	13	293	460	12	3180	23	244.6
5.	Rogers, Tyler	NMSU	Sr	11	224	404	12	2603	16	236.6
6.	Hansen, J.	A-ST	So	13	197	325	8	2719	19	209.2
7.	Jones, Tyler	TXST	Sr	11	220	342	14	2184	11	198.5
8.	Lamb, Taylor	APP	Jr	13	197	325	8	2281	15	175.5
9.	Jennings, A	LA	Sr	13	193	323	13	2178	11	167.5
10.	K. Ellison	GS	Sr	11	66	106	3	871	8	79.2



Christian Booker

TOTAL OFFENSE		Team	Cl.	G	Rush	Pass	Plays	Total	Yds/G
1.	Davis, Dallas	USA	So	11	245	2706	440	2951	268.3
2.	Manning, C.	GSU	Jr	10	-3	2684	400	2681	268.1
3.	Rogers, Tyler	NMSU	Sr	11	333	2603	528	2936	266.9
4.	Linehan, Matt	IDAHO	Jr	13	167	3184	503	3351	257.8
5.	Silvers, B.	TROY	Jr	13	128	3180	508	3308	254.5
6.	Hansen, J.	A-ST	So	13	131	2719	419	2850	219.2
7.	Lamb, Taylor	APP	Jr	13	505	2281	414	2786	214.3
8.	Jones, Tyler	TXST	Sr	11	-8	2184	457	2176	197.8
9.	Jennings, A.	LA	Sr	13	341	2178	467	2519	193.8
10.	K. Ellison	GS	Sr	11	678	871	245	1549	140.8

REC./GAME		Team	Cl.	G	Rec	Yds	TD	Long	Avg/C	Rec/G
1.	Thompson, E.	TROY	Jr	13	80	820	6	31	63.1	6.2
2.	Davis, Robert	GSU	Sr	12	67	968	5	65	80.7	5.6
3.	Douglas, D.	TROY	So	13	60	740	6	47	56.9	4.6
	Riles, Al	LA	Sr	13	60	729	2	71	56.1	4.6
5.	Magee, Josh	USA	Sr	12	49	822	5	76	68.5	4.1
6.	Everett, G.	USA	Sr	13	49	717	4	79	55.2	3.8
7.	Cowan, Trent	IDAHO	Sr	13	48	547	6	32	42.1	3.7
8.	Boyd, Todd	GSU	Jr	9	33	352	1	35	39.1	3.7
9.	Watts, Tyler	TXST	So	12	43	364	1	38	30.3	3.6
	Clark, OJ	NMSU	Fr	12	43	338	1	29	28.2	3.6



Nehemiah Wagner

ALL PURPOSE		Team	Cl	G	Rush	Rcv	PR	KR	Yds	Avg/G
1.	Johnson, X.	USA	Jr	12	831	86	0	523	1440	120.0
2.	Chunn, Jordan	TROY	Jr	13	1288	228	0	0	1516	116.6
3.	III, Larry Rose	NMSU	Jr	9	865	180	0	0	1045	116.1
4.	Moore, Jalin	APP	So	13	1402	32	0	0	1434	110.3
5.	McGuire, E.	LA	Sr	13	1127	238	31	0	1396	107.4
6.	Smith, Glenn	GSU	Jr	12	140	547	0	387	1084	90.3
7.	Wand, W.	A-ST	So	13	879	279	0	0	1158	89.1
8.	Davis, Robert	GSU	Sr	12	0	968	0	0	968	80.7
9.	Mayberry, S.	TXST	So	12	593	321	0	0	914	76.2
10.	Frye, Jabir	TROY	Fr	101	139	33	12	558	742	74.2

INTERCEPTIONS		Team	Cl	G	Int	Yds	TD	Long	Int/G
1.	Brown, Blace	TROY	Jr	12	6	88	0	54	0.50
2.	Wright, Jaden	NMSU	Jr	12	5	94	1	45	0.42

RED WOLVES FOOTBALL

AStateRedWolves.com

ARKANSAS STATE

GoDaddy Bowl 2012-15 | New Orleans Bowl 2015 | Cure Bowl 2016

3. Ellison, Kaden	IDAHO	So	13	5	56	1	31	0.38
Duck, Clifton	APP	Fr	13	5	42	1	44	0.38
Jordan, J	IDAHO	Sr	13	5	26	0	19	0.38
6. Thompson, Jalen	USA	So	12	4	30	1	30	0.33
7. Roundtree, Jalen	TROY	Sr	13	4	68	0	25	0.31
Williams, Mondo	APP	Sr	13	4	43	0	31	0.31
9. Smith, Jerome	GSU	So	10	3	50	1	48	0.30
10. Clay, B.J.	Jr	112	12	3	38	1	38	0.25

PASS EFF.	Team	Cl	G	Cmp	Att	Int	Yds	TD	Eff.
1. K. Ellison	GS	Sr	11	66	106	3	871	8	150.5
2. Hansen, J.	A-ST	So	13	197	340	8	2719	19	138.9
3. Linehan, Matt	IDAHO	Jr	13	257	415	10	3184	19	136.7
4. Silvers, B.	TROY	Jr	13	293	460	12	3180	23	133.0
5. Lamb, Taylor	APP	Jr	13	197	325	8	2281	15	129.9
6. Davis, Dallas	USA	So	11	198	349	12	2706	11	125.4
7. Manning, C.	GSU	Jr	10	207	373	13	2684	16	123.1
8. Printz, Eddie	TXST	Jr	11	12	25	1	208	1	123.1
9. Jones, Tyler	TXST	Sr	11	220	342	14	2184	11	120.4
10. Jennings, A.	LA	Sr	13	193	323	13	2178	11	119.6

PUNT RET AVG	Team	Cl	G	Ret	Yds	TD	Long	Avg/G
1. Taylor, Blaise	A-ST	Jr	13	29	225	1	68	7.8

KICK RET AVG	Team	Cl	G	Ret	Yds	TD	Avg.
1. Frye, Jabir	TROY	Fr	10	20	558	1	27.9
2. Evans, D.	APP	Fr	11	22	499	1	22.7
3. Johnson, Xavier	USA	Jr	12	24	523	1	21.8
4. McDowell, B.	TXST	Jr	12	25	416	0	16.6

PUNTING	Team	Cl	G	Punt	Yds	Long	Avg
1. McGee, Brandon	USA	Sr	13	48	2136	74	44.5
2. Coultts, Steven	LA	So	13	64	2825	68	44.1
3. Kaba, Lumi	TXST	Sr	12	74	3098	62	41.9
4. Theisler, Peyton	NMSU	Fr	12	70	2927	67	41.8
5. Rehkow, Austin	IDAHO	Sr	13	55	2296	60	41.7
6. Critcher, B.	APP	Sr	12	51	2105	59	41.3
7. Balvanz, Dayton	ULM	Sr	12	63	2586	54	41.0
8. Kay, Ryan	TROY	Sr	13	69	2820	60	40.9
9. Wright, Brandon	GSU	Fr	12	61	2430	60	39.8
10. Foncham, Damon	A-ST	Fr	13	77	3026	62	39.3

SCORING	Team	Cl	G	TD	FG	XPT	2XP	Pts	Pts/G
1. Rehkow, A.	IDAHO	Sr	13	0	26	42	0	120	9.2
2. Kay, Ryan	TROY	Sr	13	0	18	48	0	102	7.8
3. Y. Koo	GS	Sr	11	0	19	28	0	85	7.7
4. Chunn, J.	TROY	Jr	13	16	0	0	0	96	7.4
5. Rubino, M.	APP	Fr	13	0	15	47	0	92	7.1
6. Artigue, Stevie	LA	Sr	13	0	19	29	0	86	6.6
7. Davidson, P.	NMSU	So	12	0	15	29	0	74	6.2
8. Houston, J.D.	AST	Sr	12	0	12	36	0	72	6.0
9. Patterson, G.	USA	So	13	0	10	42	0	72	5.5
10. Johnson, X.	USA	Jr	12	11	0	0	0	66	5.5

FIELD GOALS	Team	Cl	G	FG	FGA	Pct	FG/G
1. Rehkow, Austin	IDAHO	Sr	13	26	29	89.7	2.00
2. Y. Koo	GS	Sr	11	19	20	95.0	1.73
3. Artigue, Stevie	LA	Fr	13	19	24	79.2	1.46
4. Kay, Ryan	TROY	Sr	13	18	23	78.3	1.38
5. Davidson, Parker	NMSU	So	12	15	19	78.9	1.25
6. Rubino, Michael	APP	Fr	13	15	21	71.4	1.15
7. Houston, J.D.	A-ST	Sr	12	12	18	66.7	1.00
8. Patterson, Gavin	USA	So	13	10	16	62.5	0.77



Blaise Taylor



Damon Foncham



J.D. Houston



Justin McInnis

BOWL GAMES
2016
2015
2014
2013
2012
2011
2005
1970
1969
1968
1954
1952 (2)
1951

2016 SUN BELT INDIVIDUAL STATS | 111


RED WOLVES FOOTBALL

AStateRedWolves.com

ARKANSAS STATE

Sun Belt Conference Champions | 2011 | 2012 | 2013 | 2015 | 2016

2016
2015
2013
2012
2011
1986
1985
1978
1975
1970
1969
1968



Xavier Woodson-Luster



Justin Clifton



Money Hunter



Cody Brown

9. Ford, Craig	ULM	So	12	9	13	69.2	0.75
10. ten Lohuis, R	GSU	Sr	12	8	15	53.3	0.67

TACKLES	Team	Cl	G	Solo	Ast	Total	Avg/G
1. Butler, Rodney	NMSU	Sr	12	63	102	165	13.8
2. London Bryan	TXST	Fr	12	84	58	142	11.8
3. Herrington, Dal.	NMSU	Jr	11	47	66	107	8.2
4. U. Eligwe	GS	Jr	11	65	39	104	9.5
5. Hanks, Terrill	NMSU	So	12	38	65	103	8.6
6. I. Gallon	GS	Sr	12	59	43	102	8.5
Loyd, Gabe	TXST	Jr	12	59	43	102	8.5
8. Lashley, Tony	IDAHO	So	13	65	40	105	8.1
9. McGee, Alonzo	GSU	Sr	12	62	34	96	8.0
10. Lightfoot, T.	LA	Sr	13	47	54	101	7.8
11. Songy, Darrell	USA	Jr	13	59	41	100	7.7
12. Boggs, Eric	APP	Jr	13	43	55	98	7.5
13. Nwangwa, Jacob	NMSU	Jr	12	33	56	89	7.4
14. Woodson-Luster	A-ST	Sr	13	47	48	95	7.3
15. Jordan, J	IDAHO	Sr	13	64	30	94	7.2
Peters, Otha	LA	Sr	13	47	47	94	7.2
17. Gilchrist, K.	APP	Jr	12	41	43	84	7.0
18 Baker, Bobby	GSU	Sr	12	57	25	82	6.8
19. O'Roy, Javante	TXST	Sr	11	48	26	74	6.7
20. Clifton, Justin	A-ST	So	13	51	36	87	6.7
21. Wright, Jaden	NMSU	Jr	12	31	49	80	6.7
22. Buchannan, R.	USA	Sr	13	55	31	86	6.6
23. J. Moon	GS	So	11	45	27	72	6.5
24. Reeves, Jeremy	USA	Jr	13	59	26	85	6.5
25. Griffith, David	ULM	So	12	48	30	78	6.5
Payne, Trey	GSU	Jr	10	39	26	65	6.5
27. Shaw, Michael	GSU	So	12	41	35	76	6.3
28. Hunter, Tre'	ULM	Sr	10	40	22	62	6.2
29. Hunter, Money	A-ST	Sr	13	44	36	80	6.2
30. Wilson, Kyle	A-ST	Jr	13	32	47	79	6.1
31. Crawford, T.	LA	Jr	12	43	28	71	5.9
32. Day, Chase	ULM	Fr	12	39	31	70	5.8
Lomax, Shamad	NMSU	Fr	12	36	34	70	5.8
34. Lupeamanu, T.	IDAHO	Sr	13	46	28	74	5.7
Earl, Devon	USA	Sr	13	44	30	74	5.7
36. Allen Randy	USA	Sr	13	42	31	73	5.6
37. Stringer, Devan	APP	Jr	13	45	26	71	5.5
38. Lloyd, William	TROY	Sr	13	47	23	70	5.4
Hall, Ed	IDAHO	So	13	43	27	70	5.4
40. Brown, Cody	A-ST	Sr	12	43	20	63	5.2
41. Griffin, F.	TXST	So	9	31	15	46	5.1
42. Lawrence, S.	GSU	Sr	11	33	23	56	5.1
43. Williams, Bryan	GSU	Sr	12	38	23	61	5.1
44. Ellis, Kaden	IDAHO	So	13	45	21	66	5.1
45. Sisco, Cortez	ULM	Fr	12	34	26	60	5.0
46. Robinson Neiko	USA	Jr	13	40	24	64	4.9
47. Law, John	APP	Sr	12	34	23	57	4.8
Backus, Justin	ULM	Sr	12	43	14	57	4.8
49. Walker, Tracy	LA	Jr	13	30	31	61	4.7
50. Thompson, Wesley	ULM	So	12	28	28	56	4.7

2016 SUN BELT INDIVIDUAL STATS | 112



OPPONENTS | INSIDE

2017 Opponent Information	114-117
All-Time Series Results	118-120
Attendance Chart	121-122

ARKANSAS STATE

Sun Belt Conference Champions | 2011 | 2012 | 2013 | 2015 | 2016

GAME 1

Sept. 2 at Nebraska
Memorial Stadium | 7 p.m.



INFORMATION

Location Lincoln, Neb.
Founded 1869
Enrollment 25,897
Colors Scarlet and Cream
Nickname Cornhuskers or Huskers
Conference Big Ten(West)
Stadium Memorial Stadium (1923)/
Capacity 86,047
Playing Surface Field Turf
Chancellor Ronnie Green
Dir. of Athletics Shawn Eichorst
Head Coach Mike Riley
Football Phone (402)-472-3116
Record at School (Years) 15-11 (2)
Career Record (Years) 108-91 (16)
Starters Returning/Lost 16/13
Lettermen Returning/Lost 49/30
2016 Overall Record 9-4
2016 Conference Record 6-3
Conference Finish T-2nd West
Athletic Website Huskers.com

Media Relations

Football Contact Sharon Stephan
E-Mail sstephan@nebraska.edu
Office Phone 402-472-7554
Cell Phone 402-440-1519

2017 Schedule

S. 2 ARKANSAS STATE* .. 7:00 p.m.
S. 9 at Oregon 3:30 p.m.
S. 16 NORTHERN IL 11:00 a.m.
S. 23 RUTGERS* 2:30 p.m.
S. 29 at Illinois* 7:00 p.m.
O. 7 WISCONSIN* TBD
O. 14 OHIO STATE* TBD
O. 28 at Purdue* TBD
N. 4 NORTHWESTERN* TBD
N. 11 at Minnesota* TBD
N. 18 at Penn State* TBD
N. 24 IOWA* 3:00pm
All Times Central
*Big Ten Conference game

GAME 2

Sept. 9 vs Miami
Centennial Bank Stadium | 2:30 p.m.



INFORMATION

Location Coral Gables, Fla.
Founded 1925
Enrollment 16,188
Colors Orange, Green, and White
Nickname Hurricanes
Conference Atlantic Coast (Coastal)
Stadium Hard Rock Stadium
Capacity 64,982
Playing Surface Natural Grass
President Dr. Julio Frenk
Dir. of Athletics Blake James
Head Coach Mark Richt
Football Phone (305)-284-2674
Record at School (Years) 9-4 (1)
Career Record (Years) 154-55 (6)
Starters Returning/Lost 18/7
Lettermen Returning/Lost 40/18
2016 Overall Record 9-4
2016 Conference Record 5-3
Conference Finish T-2nd Coastal
Athletic Website Hurricanesports.com

Media Relations

Football Contact Carter Toole
E-Mail Carter.Toole@Miami.edu
Office Phone (305)-284-5500
Cell Phone 615-598-8540

2017 Schedule

S. 2 BETHUNE-COOKMAN 12:30 p.m.
S. 9 at A-STATE 3:30 p.m.
S. 16 at Florida State* 8:00 p.m.
S. 23 TOLEDO TBD
S. 29 at Duke* 7:00 p.m.
O. 12 GEORGIA TECH* 8:00 p.m.
O. 21 SYRACUSE* TBD
O. 28 at North Carolina* TBD
N. 4 VIRGINIA TECH* TBD
N. 11 NOTRE DAME TBD
N. 18 VIRGINIA* TBD
N. 24 at Pittsburg* TBD
All Times Eastern
*Atlantic Coastal Conference game

GAME 3

Sept. 16 vs UAPB
Centennial Bank Stadium | 6 p.m.



INFORMATION

Location Pine Bluff, Ark.
Founded 1873
Enrollment 2,616
Colors Black and Gold (874)
Nickname Golden Lions, UAPB
Conference SWAC
Stadium Golden Lions Stadium
Capacity 14,500
Playing Surface Natural Grass
Chancellor Dr. Laurence B. Alexander
Dir. of Athletics Lonza Hardy, Jr
Head Coach Monte Coleman
Football Phone (870)-575-7950
Record at School (Years) 19-62 (10)
Career Record (Years) Same
Starters Returning/Lost 19/6
Lettermen Returning/Lost 72/18
2016 Overall Record 1-10
2016 Conference Record 1-8
Conference Finish 5th West
Athletic Website UAPBLionsroar.com

Media Relations

Football Contact Ronnie Johnson
E-Mail Johnsonrnt@uapb.edu
Office Phone 870-575-7949
Cell Phone 850-284-7754

2017 Schedule

S. 2 MOREHOUSE 7:00 p.m.
S. 9 at Akron 6:30 p.m.
S. 16 at A-STATE 7:00 p.m.
S. 23 at Jackson State* TBD
O. 30 at Alabama A&M* TBD
O. 7 MISS VALLEY ST* 7:00 p.m.
O. 14 CENTRAL ST* 3:30 p.m.
O. 28 SOUTHERN* 3:30 p.m.
N. 4 GRAMBLING* 3:30 p.m.
N. 11 at PV A&M* 2:00 p.m.
N. 18 TEXAS SOUTHERN* .. 3:30 p.m.
All Times Eastern
*Southwestern Athletic Conference game

ARKANSAS STATE

GoDaddy Bowl 2012-15 | New Orleans Bowl 2015 | Cure Bowl 2016

BOWL
GAMES

2016
2015
2014
2013
2012
2011
2005
1970
1969
1968
1954
1952 (2)
1951

GAME 4

Sept. 23 at SMU

Gerald J. Ford Stadium | 6 p.m.



INFORMATION

Location Dallas, Tx.
 Founded 1911
 Enrollment 10,893
 Colors Red and Blue
 Nickname Mustangs
 Conference AAC (West)
 Stadium Gerald J. Ford Stadium
 Capacity 32,000
 Playing Surface Athletic Turf
 President Dr. R. Gerald Turner
 Dir. of Athletics Rick Hart
 Head Coach Chad Morris
 Football Phone 501-450-3153
 Record at School (Years) 7-17 (2)
 Career Record (Years) same
 2016 Overall Record -5-7
 2016 Conference Record -3-5
 Conference Finish 5th West
 Athletic Website SMUMustangs.com

Media Relations

Football Contact Brad Suttton
 E-Mail bsuttton@smu.edu
 Office Phone 214-768-1651

2017 Schedule

S. 2 ... SF AUSTIN 7:00 p.m.
 S. 9 ... NORTH TEXAS 6:00 p.m.
 S. 16 ... at TCU 2:30 p.m.
S. 23 ... ARKANSAS STATE* 6:00 p.m.
 S. 30 ... UCONN* TBD
 O. 7 ... at Houston* TBD
 O. 21 ... at Cincinnati* TBD
 O. 27 ... TULSA* 9:00 p.m.
 N. 4 ... UCF* TBD
 N. 11 ... at Navy* 3:30 pm
 N. 18 ... at Memphis* TBD
 N. 25 ... TULANE* TBD

All Times Central

*American Athletic Conference game

GAME 5

Oct. 4 at Georgia Southern

Paulson Stadium | 7 p.m.



INFORMATION

Location Statesboro, Ga.
 Founded 1906
 Enrollment 20,517
 Colors Blue and White
 Nickname Eagles
 Conference Sun Belt
 Stadium Allen E. Paulson Stadium
 Capacity 25,000
 Playing Surface Shaw Sports Turf
 President Dr. Jaimie L. Hebert
 Dir. of Athletics Tom Kleinlein
 Head Coach Tyson Summers
 Football Phone 912-478-5047
 Record at School (Years) -5-7 (1)
 Career Record (Years) Same
 Starters Returning/Lost 10/12
 Lettermen Returning/Lost 22/29
 2016 Overall Record -5-7
 2016 Conference Record -4-4
 Conference Finish 6th
 Athletic Website GSEagles.com

Media Relations

Football Contact Bryan Johnston
 E-Mail bjohnston@georgiasouthern.edu
 Office Phone 912-478-5448
 Cell Phone 912-531-3575

2017 Schedule

S. 2 ... at Auburn TBD
 S. 9 ... NEW HAMPSHIRE... 6:00 p.m.
 S. 23 ... at Indiana TBD
O.4 ... ARKANSAS STATE* 8:00 p.m.
 O. 14 ... NEW MEXICO ST.* 6:00 p.m.
 O. 21 ... at Umass TBD
 O. 28 ... at Troy* TBD
 N. 4 ... GEORGIA STATE.* 3:00 p.m.
 N. 9 ... at Appalachian State* 7:30 p.m.
 N. 18 ... SOUTH ALABAMA* 3:00 p.m.
 N. 25 ... at Louisiana* TBD
 D. 2 ... at C. Carolina* TBD

All Times Eastern

*Sun Belt Conference game

GAME 6

Oct. 14 vs Coastal Carolina

Centennial Bank Stadium | TBA



INFORMATION

Location Conway, SC
 Founded 1954
 Enrollment 10,479
 Colors Teal, Bronze, and Black
 Nickname Chanticleers
 Conference Sun Belt
 Stadium Brooks Stadium
 Capacity 9,400
 Playing Surface Artificial Turf
 President David A. DeCenzo
 Dir. of Athletics Matt Hogue
 Head Coach Joe Moglia
 Football Phone 843-349-3487
 Record at School (Years) -51-15 (5)
 Career Record (Years) same
 Starters Returning/Lost 12/14
 Lettermen Returning/Lost 54/27
 2016 Overall Record 9-3
 2016 Conference Record NA
 Conference Finish NA
 Athletic Website GoCCUsports.com

Media Relations

Football Contact Mike Cawood
 E-Mail mcawood@coastal.edu
 Office Phone 843-349-2822
 Cell Phone 843-333-5730

2017 Schedule

S. 2 ... UMASS 7:00 p.m.
 S. 16 ... at UAB TBD
 S. 23 ... WESTERN ILLINOI TBD
 S. 30 ... at UL Monroe* 7:00 p.m.
 O. 7 ... GEORGIA STATE* TBD
O. 14 ... at Arkansas State* TBD
 O. 21 ... at Appalachian State* TBD
 O. 28 ... TEXAS STATE* TBD
 N. 4 ... at Arkansas TBD
 N. 11 ... TROY* TBD
 N. 18 ... at Idaho* 5:00 p.m.
 D. 2 ... GEORGIA SOUTHERN* TBD

All Times Eastern

*Sun Belt Conference game

2017 OPPONENTS | 115

RED WOLVES FOOTBALL

A State Red Wolves.com

ARKANSAS STATE

Sun Belt Conference Champions | 2011 | 2012 | 2013 | 2015 | 2016

GAME 7

Oct. 19 vs Louisiana
Centennial Bank Stadium | 6:30 p.m.



INFORMATION

LocationLafayette, La.
Founded1898
Enrollment19,188
ColorsVermillion and White
NicknameRagin' Cajuns
ConferenceSun Belt
StadiumCajun Field
Capacity41,264
Playing Surface .Pro Grass Synthetic Turf
PresidentDr. E. Joseph Savoie
Dir. of AthleticsDr. Bryan Maggard
Head CoachMark Hudspeth
Record at School (Years)24-31(7)
Career Record (Years)90-52 (13)
Starters Returning/Lost14/12
Lettermen Returning/Lost52/22
2016 Overall Record6-7
2016 Conference Record5-3
Conference Finish5th
Athletic WebsiteRaginCajuns.com

Media Relations

Football ContactMatt Sullivan
E-Mailmatt.sullivan@louisiana.edu
Office Phone337-382-6332
Cell Phone985-981-0009

2017 Schedule

S. 2SE LOUISIANA 6:00 p.m.
S. 9at Tulsa 3:00 p.m.
S. 16at Texas A&M TBD
S. 23UL MONROE TBD
O. 7at Idaho* 4:00 p.m.
O. 12TEXAS STATE* 6:30 p.m.
O. 19at Arkansas State* 6:30 p.m.
N. 4at South Alabama* TBD
N. 11at Ole Miss TBD
N. 18NEW MEXICO STATE* TBD
N. 25GEORGIA SOUTHERN* TBD
D. 2at Appalachian State* TBD
All Times Central
*Sun Belt Conference game

GAME 8

Oct. 28 at New Mexico State
Aggie Memorial Stadium |TBA



INFORMATION

LocationLas Cruces, N.M.
Founded1888
Enrollment15,490
ColorsCrimson and White
NicknameAggies
ConferenceSun Belt (FB only)
StadiumAggie Memorial
Capacity28,853
Playing SurfaceField Turf
PresidentGarry Carruthers
Dir. of AthleticsMario Moccia
Head CoachDoug Martin
Football Phone575-646-2521
Record at School (Years)10-38 (4)
Career Record (Years)39-91 (10)
Starters Returning/Lost21/7
Lettermen Returning/Lost44/15
2016 Overall Record3-9
2016 Conference Record2-6
Conference FinishT-8th
Athletic WebsiteNMStateSports.com

Media Relations

Football ContactJohn Vu
E-Mailjvu@nmsu.edu
Office Phone575-646-4120
Cell Phone714-728-9163

2017 Schedule

A. 31at Arizona State 8:30 p.m.
S. 9at New Mexico TBD
S. 16TROY* TBD
S. 23UTEP TBD
O. 30at Arkansas TBD
O. 7at Appalachian State* TBD
O. 14at Georgia Southern* TBD
N. 28ARKANSAS STATE* TBD
N. 4at Texas State* TBD
N. 18at Louisiana State TBD
N. 25IDAHO* TBD
D. 2SOUTH ALABAMA* TBD
All Times Mountain
*Sun Belt Conference game

GAME 9

Nov. 11 at South Alabama
Ladd-Peebles Stadium | TBA



INFORMATION

LocationMobile Al.
Founded1963
Enrollment16,699
ColorsBlue, Red and White
NicknameJaguars
ConferenceSun Belt
StadiumLadd-Peebles Stadium
Capacity33,471
Playing SurfaceField Turf
PresidentDr. Tony G. Waldrop
Dir. of AthleticsDr. Joel Erdmann
Head CoachJoey Jones
Football Phone251-460-7121
Record at School (Years)48-42 (8)
Career Record (Years)51-49 (9)
Starters Returning/Lost12/12
Lettermen Returning/Lost41/26
2016 Overall Record6-7
2016 Conference Record2-6
Conference FinishT-8th
Athletic WebsiteUSAJaguars.com

Media Relations

Football ContactBrian Fremund
E-Mailbfremund@southalabama.edu
Office Phone251-414-8032
Cell Phone251-623-3191

2017 Schedule

S. 2at Mississippi 6:30 p.m.
S. 9OKLAHOMA STATE 7:00 p.m.
S. 16ALABAMA A&M 6:00 p.m.
S. 23IDAHO* TBD
S. 30at Louisiana Tech TBD
O. 11at Troy* 7:00 p.m.
O. 21LOUISIANA -MONROE* TBD
O. 26at Georgia State* 6:30 p.m.
N. 4UL LAFAYETTE* TBD
N. 11ARKANSAS STATE* TBD
N. 18at Georgia Southern* 2:00 p.m.
D. 2at New Mexico State* TBD
All Times Central
*Sun Belt Conference game

ARKANSAS STATE

GoDaddy Bowl 2012-15 | New Orleans Bowl 2015 | Cure Bowl 2016

BOWL GAMES
2016
2015
2014
2013
2012
2011
2005
1970
1969
1968
1954
1952⁽²⁾
1951

GAME 10

Nov. 17 vs Texas State
Centennial Bank Stadium | TBA



INFORMATION

Location San Marcos, TX
 Founded 1899
 Enrollment 38,808
 Colors Maroon and Gold
 Nickname Bobcats
 Conference Sun Belt
 Stadium Bobcat Stadium
 Capacity 30,000
 Playing Surface FieldTurf Revolution 360
 President Dr. Denise M. Trauth
 Dir. of Athletics Dr. Larry Teis
 Head Coach Everett Withers
 Football Phone 512-245-2587
 Reatecord at School (Years) 2-10 (1)
 Career Record (Years) 27-23 (4)
 Starters Returning/Lost 18/12
 Lettermen Returning/Lost 45/31
 2016 Overall Record 2-10
 2016 Conference Record 0-7
 Conference Finish 11th
 Athletic Website TXStateBobcats.com

Media Relations

Football Contact Rick Poulter
 E-Mail rpoulter@txstate.edu
 Office Phone 512-245-2966
 Cell Phone 512-738-0697

2017 Schedule

S. 2 HOUSTON BAPTIST 6:00 p.m.
 S. 9 at Colorado 1:00 p.m.
 S. 16 APPALACHIAN ST. 6:00 p.m.
 S. 23 UTSA* TBD
 S. 30 at Wyoming TBD
 O. 7 UL MONROE* TBD
 O. 12 at Louisiana* 6:30 p.m.
 O. 28 at Coastal Carolina TBD
 N. 4 NEW MEXICO STATE* TBD
 N. 11 GEORGIA STATE* TBD
N. 18 at Arkansas State* TBD
 N. 24 at Troy* TBD
 All Times Central
 *Sun Belt Conference game

GAME 11

Nov. 25 at UL Monroe
Malone Stadium | TBA



INFORMATION

Location Monroe, La.
 Founded 1931
 Enrollment 8,845
 Colors Maroon and Gold
 Nickname Warhawks
 Conference Sun Belt
 Stadium Malone Stadium
 Capacity 30,427
 Playing Surface Field Turf Revolution
 President Nick J. Bruno
 Dir. of Athletics Brian Wickstrom
 Head Coach Matt Viator
 Football Phone 337-482-6318
 Record at School (Years) 4-8 (1)
 Career Record (Years) 86-41 (11)
 Starters Returning/Lost 18/8
 Lettermen Returning/Lost 53/13
 2016 Overall Record 4-8
 2016 Conference Record 3-5
 Conference Finish 7th
 Athletic Website ULMWarhawks.com

Media Relations


Football Contact Nicholas Phillips
 E-Mail phillips@ulm.edu
 Office Phone 318-342-5463
 Cell Phone 828-301-7919

2017 Schedule

A. 31 at Memphis 8:00 p.m.
 S. 9 at Florida State 6:00 p.m.
 S. 16 SOUTHERN MISS 6:00 p.m.
 S. 23 at UL Lafayette* TBD
 S. 30 COASTAL CAROLINA* TBD
 O. 7 at Texas State* TBD
 O. 14 GEORGIA STATE* TBD
 O. 21 at South Alabama* TBD
 O. 28 at Idaho* TBD
 N. 4 APPALACHIAN STATE TBD
 N. 18 at Auburn TBD
N. 25 ARKANSAS STATE* TBD
 All Times Central
 *Sun Belt Conference game

GAME 12

Dec. 3 vs Troy
Centennial Bank Stadium | TBA



INFORMATION

Location Troy, Ala.
 Founded 1887
 Enrollment 20,000
 Colors Black, Silver and Cardinal
 Nickname Trojans
 Conference Sun Belt
 Stadium Veterans Memorial Stadium
 Capacity 30,000
 Playing Surface ProGrass
 Chancellor Jack Hawkins Jr.
 Dir. of Athletics Jeremy McClain
 Head Coach Neal Brown
 Football Phone 334-670-3682
 Record at School (Years) 14-11 (2)
 Career Record (Years) Same
 Starters Returning/Lost 17/11
 Lettermen Returning/Lost 54/20
 2016 Overall Record 10-3
 2016 Conference Record 6-2
 Conference Finish T-3rd
 Athletic Website TroyTrojans.com

Media Relations

Football Contact Adam Prendergast
 E-Mail adamp@troy.edu
 Office Phone 334-670-3329
 Cell Phone 251-2145446

2017 Schedule

S. 2 at Boise State 2:45 p.m.
 S. 9 ALABAMA STATE 5:00 p.m.
 S. 16 at New Mexico State* 7:00 p.m.
 S. 23 AKRON TBD
 S. 30 at LSU TBD
 O. 11 SOUTH ALABAMA* 7:00 p.m.
 O. 21 at Georgia State* TBD
 O. 28 GEORGIA SOUTHERN* TBD
 N. 2 IDAHO* 8:15 p.m.
 N. 11 at Coastal Carolina* TBD
 N. 24 TEXAS STATE* TBD
D. 2 at Arkansas State* TBD
 All Times Central
 *Sun Belt Conference game

2017 OPPONENTS | 117

ARKANSAS STATE

Sun Belt Conference Champions | 2011 | 2012 | 2013 | 2015 | 2016

2016
2015
2013
2012
2011
1986
1985
1978
1975
1970
1969
1968



Arkansas State has played Memphis more than any other opponent in school history, meeting the Tigers over 50 times in a series that dates back to 1914.

Opponent	First Game	Last Game	W	L	T	ASU	Opp.
Abilene Christian	1953	1973	9	2	1	302	236
Akron	1988	1991	1	1	0	36	40
Alabama	1982	2008	0	2	0	7	69
Alabama-Birmingham	1996	1997	0	2	0	24	55
Alcorn State	2012	2012	1	0	0	56	0
Alumni (Arkansas St.)	1923	1931	2	0	1	30	0
Appalachian State	2014	2015	1	1	0	72	64
Arkansas-Little Rock	1921	1934	2	2	1	41	51
Arkansas-Monticello	1922	1947	8	7	2	182	214
Arkansas-Pine Bluff	2013	2013	1	0	0	62	11
Arkansas College	1913	1996	8	12	2	258	392
Arkansas Tech	1919	1958	3	4	0	149	153
Army	2005	2006	0*	1	0	24	44
Auburn	2006	2016	0	4	0	49	168
Austin (Tex.) College	1954	1955	1	1	0	60	80
Austin Peay State	1940	1996	5	2	0	106	75
Ball State	2013	2013	1	0	0	23	20
Baylor	2001	2001	0	1	0	3	24
Bethel (Ky.) College	1931	1931	1	0	0	13	0
Bethel (Tenn.) College	1921	1931	2	0	0	41	0
Boise State	1999	2000	0	2	0	24	105
Bowling Green	1974	1974	0	1	0	0	17
Bradley	1946	1946	0	1	0	2	26
Brigham Young	1996	1996	0	1	0	9	58

Opponent	First Game	Last Game	W	L	T	ASU	Opp.
Camp Breckinridge (Ky.)	1951	1951	1	0	0	46	12
Camp Pike (Ark.)	1919	1920	1	1	0	25	28
Caruthersville (Mo.) JC	1930	1930	0	0	1	0	0
Centenary Freshmen	1929	1929	1	0	0	27	14
Central Arkansas	1916	2016	10	13	2	370	419
Central Florida	1991	2016	1	1	0	51	44
Central Michigan	1981	1981	1	0	0	26	23
Central Missouri St.	1959	1970	2	0	0	92	27
Centre (Ky.)	1946	1947	2	0	0	59	0
Christian Brothers (TN)	1912	1914	1	1	1	54	20
Cincinnati	1975	1998	1	1	0	21	60
Colorado State	1991	1994	0	2	0	27	86
Citadel	1960	1970	3	5	0	105	108
Concordia (Neb.)	1956	1956	1	0	0	56	0
Coming (Ark.) HS	1912	1912	1	0	0	6	0
Corry Field (Fla.)	1951	1951	1	0	0	53	0
Delaware	1986	1986	1	0	0	55	14
Delta State	1936	1988	4	4	1	131	167
Drake	1968	1978	4	0	1	91	71
East Carolina	1992	1996	0	2	0	34	69
Eastern Kentucky	1986	1986	1	0	0	24	10
Eastern Michigan	1968	1976	2	1	0	70	46
Eastern New Mexico	1969	1972	2	0	0	92	27
East Texas State	1953	1987	4	0	1	170	60

ALL-TIME SERIES | 118

RED WOLVES FOOTBALL

AStateRedWolves.com

ARKANSAS STATE

GoDaddy Bowl 2012-15 | New Orleans Bowl 2015 | Cure Bowl 2016

Opponent	First		Last		Scoring			
	Game	Game	W	L	T	ASU	Opp.	
Ellington (Ill.) AFB	1952	1952	1	0	0	48	0	
Emporia (Kan.) State	1952	1953	2	0	0	79	26	
Evansville	1946	1946	0	0	1	6	6	
Florida	1958	1993	0	2	0	13	95	
Florida Atlantic	2005	2010	2*	3	0	117	128	
Florida International	2005	2012	4*	2	0	264	153	
Georgia	1997	2001	0	2	0	24	83	
Georgia Southern	1986	2016	1	1	0	48	74	
Georgia State	2013	2016	4	0	0	166	93	
Grambling	1985	1985	1	0	0	10	7	
Hawaii	1998	1998	1	0	0	20	0	
Henderson State	1914	1951	5	1	2	133	59	
Hendrix	1913	1939	1	11	1	15	309	
Idaho	1975	2015	7	4	0	354	345	
Illinois	1999	2011	0	3	0	35	133	
Illinois State	1973	1989	4	0	0	125	42	
Illinois Wesleyan	1945	1946	1	1	0	26	27	
Indiana	2010	2010	0	1	0	34	36	
Indiana State	1973	1976	1	1	0	30	34	
Iowa	2009	2009	0	1	0	21	24	
Jackson State	1987	1987	1	0	0	35	32	
Jacksonville State	1995	2001	1	1	0	65	37	
Kansas	1981	1981	0	1	0	16	17	
Kansas State	1948	1980	0	2	0	13	68	
Kearney State	1953	1953	1	0	0	32	0	
Kent State	2012	2012	1	0	0	17	13	
Lamar	1964	1989	15	10	1	590	348	
Lambuth	1926	1928	2	0	0	33	6	
Lewis (Ill.)	1952	1955	4	0	0	142	13	
Louisiana College	1919	1929	1	0	0	6	0	
Louisiana-Lafayette	1953	2016	19*	24	1	946	932	
Louisiana-Monroe	1959	2016	24*	14	0	941	729	
Louisiana State	1991	2004	0	3	0	23	165	
Louisiana Tech	1956	2015	12	26	0	639	947	
Louisville	2009	2010	0	2	0	37	55	
Mayfield (Ky.)	1924	1927	2	0	0	25	7	
McNeese State	1972	1989	8	8	1	297	284	
Memphis All-Stars	1913	1913	1	0	0	67	0	
Memphis Navy	1949	1952	2	1	0	87	20	
Memphis (State)	1914	2013	23*	29	5	828	1141	
Memphis Univ. School	1913	1913	1	0	0	21	0	
Miami (Fla.)	1997	2014	0	2	0	30	83	
Middle Tennessee	1948	2012	5	9	0	281	371	
Millsaps	1929	1929	0	1	0	0	46	
Minnesota	1995	1998	0	2	0	21	72	
Mississippi	1914	2004	1	20	2	236	683	
Mississippi College	1948	1987	4	1	0	115	31	
Mississippi Delta JC	1940	1941	0	1	1	7	75	
Mississippi State	1950	1994	0	15	1	129	603	
Mississippi State "B"	1945	1945	0	1	0	0	43	
Mississippi Valley St.	1995	2009	2	0	0	116	3	
Missouri	2004	2015	0	4	0	76	164	
Missouri-Rolla	1939	1941	0	3	0	18	129	

Opponent	First		Last		Scoring			
	Game	Game	W	L	T	ASU	Opp.	
Missouri St.	1991	2015	3	1	0	153	95	
Missouri Valley	1949	1950	2	0	0	28	26	
Montana State	1960	2014	1	3	0	63	77	
Mountain Home Coll.	1928	1928	1	0	0	59	0	
Murray State	1955	1966	9	3	0	297	189	
Navy	2010	2010	0	1	0	19	35	
Nebraska	2009	2012	0	2	0	22	80	
Nevada	1985	1999	2	3	0	104	157	
Nevada-Las Vegas	1995	1995	0	1	0	23	28	
New Mexico State	1993	2015	5	6	0	346	309	
Nicholls State	2001	2001	1	0	1	22	28	
North Alabama	1950	1966	12	4	1	325	190	
North Carolina State	2000	2000	0	1	0	31	38	
North Dakota	1970	1970	1	0	0	23	18	
North Dakota State	1968	1968	0	1	0	14	23	
North Texas	1983	2012	13*	8	0	554	523	
Northern Illinois	1990	2011	1	7	0	122	239	
Northern Iowa	1987	1987	0	1	0	28	49	
Northwestern La.	1948	1992	6	5	0	212	202	
Northwest Miss. JC	1932	1940	2	0	1	79	6	
Ohio Northern	1952	1952	1	0	0	47	0	
Oklahoma	1992	2000	0	2	0	7	100	
Oklahoma State	2005	2006	0	2	0	17	55	
Oregon	2012	2012	0	1	0	34	57	
Ouachita Baptist	1915	1950	4	7	0	110	178	
Pacific	1993	1994	0	2	0	22	50	
Paragould Business Coll.	1915	1915	1	0	0	26	0	
Paragould (Ark.) HS	1911	1912	3	1	0	39	11	
Pensacola Navy	1947	1947	1	0	0	7	6	
Pittsburg (Kan.) State	1951	1989	2	1	0	74	41	
Richmond	1979	2000	1	2	0	71	57	
Sam Houston State	1986	1999	2	0	0	93	27	
San Jose State	1995	2002	1	1	0	35	40	
St. Louis	1923	1935	0	2	0	7	85	
St. Mary (Kan.)	1962	1963	2	0	0	102	21	
San Diego State	1976	1976	0	1	0	14	24	
South Alabama	2012	2016	5	0	0	164	93	
South Dakota	1961	1962	2	0	0	39	9	
South Dakota State	1952	1963	1	1	0	23	24	
Southeast Missouri	1916	2003	4	7	1	97	160	
Southeastern La.	1954	1970	3	1	0	50	73	
Southeastern Okla.	1957	1957	1	0	0	32	7	
Southern Arkansas	1924	1958	7	10	0	247	205	
Southern Illinois	1915	1995	28	9	1	854	469	
Southern Methodist	2006	2007	1	1	0	54	83	
Southern Mississippi	1960	2008	2	9	0	100	232	
Southern Utah	1997	2002	1	1	0	62	50	
Southwestern (Tenn.)	1914	1937	0	5	0	12	183	
Stephen F. Austin	1964	1965	2	0	0	20	6	
Stetson	1951	1951	0	1	0	20	35	
Tampa	1958	1959	0	2	0	27	34	
Tennessee	2007	2014	0	2	0	46	82	
Tenn.-Chattanooga	1972	1984	5	2	0	144	60	

BOWL GAMES
2016
2015
2014
2013
2012
2011
2005
1970
1969
1968
1954
1952 (2)
1951

ALL-TIME SERIES | 119

RED WOLVES FOOTBALL

A State Red Wolves.com

ARKANSAS STATE

Sun Belt Conference Champions | 2011 | 2012 | 2013 | 2015 | 2016

2016
2015
2013
2012
2011
1986
1985
1978
1975
1970
1969
1968



Arkansas State has played Louisiana-Lafayette 45 times, including the last 16 consecutive seasons for the longest current streak against any opponent in school history. A-State and Louisiana-Lafayette have shared three different conferences at the same time, including the Sun Belt (2001-cur.), Big West (1993-95) and Southland (1971-81).

Opponent	First		Last		Scoring			
	Game	Game	W	L	T	ASU	Opp.	
Tennessee-Martin	1930	2005	9*	3	1	357	152	
Tennessee Tech	1933	1969	8	10	0	237	301	
Texarkana JC	1929	1929	0	1	0	6	16	
Texas	2007	2007	0	1	0	13	21	
Texas A&M	1983	2008	1	3	0	50	100	
Texas-Arlington	1964	1985	13	8	1	561	385	
Texas Christian	1999	2000	0	2	0	24	70	
Texas Southern	2008	2008	1	0	0	83	10	
Texas State	2013	2016	3	1	0	156	97	
Texas Tech	1995	1995	0	1	0	25	63	
Toledo	1990	2016	0	5	0	89	223	
Trinity (Tex.)	1964	1972	6	3	0	194	150	
Troy (State)	1951	2016	8*	5	0	347	308	
Tulsa	1978	2003	2	2	0	79	101	
Utah State	1995	2016	3	4	0	123	185	
Union (Tenn.)	1916	1950	5	5	0	121	150	
USC	2015	2015	0	1	0	6	55	
Virginia Tech	1994	2011	0	3	0	21	173	
Washington (Mo.)	1947	1947	0	1	0	14	40	
Western Illinois	1959	1959	0	1	0	19	22	
Western Kentucky	1947	2013	3	4	1	175	178	
Western Michigan	1967	1968	1	1	0	21	28	

Opponent	First		Last		Scoring			
	Game	Game	W	L	T	ASU	Opp.	
Wichita State	1970	1973	2	2	0	81	48	
Wisconsin-Whitewater	1961	1961	0	1	0	7	8	
Wyoming	1979	1990	0	2	0	41	51	
Xavier (Ohio)	1946	1973	1	1	0	37	26	

*1 victory vs. Army, Tennessee-Martin, Louisiana-Lafayette, Louisiana-Monroe, Florida Atlantic, Memphis, North Texas and Troy, and 2 victories vs. Florida International later vacated due to NCAA sanctions.

MOST PLAYED RIVALRIES

1. Memphis 58
2. Louisiana-Lafayette 45
- T3. Louisiana-Monroe 38
- Southern Illinois 38
- Louisiana Tech 38
6. Lamar 26
7. Central Arkansas 25
8. Mississippi 23
9. Texas-Arlington 22
- Arkansas College 22
- North Texas 22

ALL-TIME SERIES | 120

RED WOLVES FOOTBALL

AStateRedWolves.com

ARKANSAS STATE

GoDaddy Bowl 2012-15 | New Orleans Bowl 2015 | Cure Bowl 2016

BOWL
GAMES
2016
2015
2014
2013
2012
2011
2005
1970
1969
1968
1954
1952 (2)
1951

ATTENDANCE CHART

Crowd	Site	Opponent	Year	Score
102,368	Knoxville, Tenn.	Tennessee	2007	UT, 48-27
99,538	Knoxville, Tenn.	Tennessee	2014	UT, 34-19
92,138	Tuscaloosa, Ala.	Alabama	2008	Alabama, 35-0
91,611	Baton Rouge, La.	Louisiana State	2004	LSU, 53-3
86,825	Auburn, Ala.	Auburn	2016	Auburn, 51-14
86,520	Athens, Ga.	Georgia	2001	UG, 45-17
85,290	Lincoln, Neb.	Nebraska	2012	Nebraska, 42-13
85,035	Lincoln, Neb.	Nebraska	2009	UN, 38-9
84,440	Austin, Texas	Texas	2007	UT, 21-13
84,051	Gainesville, Fla.	Florida	1993	UF, 44-6
83,441	Auburn, Ala.	Auburn	2010	Auburn, 52-26
83,246	Auburn, Ala.	Auburn	2013	Auburn, 38-9
80,051	Baton Rouge, La.	Louisiana State	1998	LSU, 42-6
79,809	Los Angeles, Calif.	USC	2015	USC, 55-6
79,145	Athens, Ga.	Georgia	1997	UG, 38-7
78,943	Auburn, Ala.	Auburn	2006	Auburn, 27-0
78,691	College Station, Texas	Texas A&M	2008	ASU, 18-14
75,804	College Station, Texas	Texas A&M	2003	A&M, 26-11

TOP CENTENNIAL BANK STADIUM CROWDS

Crowd	Opponent	Date	Day-Nite	Score
31,243	Middle Tennessee	12-1-12	Day	ASU, 45-0
30,451	Arkansas-Pine Bluff	8-31-13	Nite	ASU, 62-11
30,427	Memphis	9-18-04	Nite	UM, 47-35
30,243	Louisiana-Monroe	11-8-12	Nite	ASU, 45-23
29,872	Memphis	9-10-11	Nite	ASU, 47-3
29,465	Central Arkansas	9-13-97	Nite	ASU, 36-35
29,317	Louisiana-Monroe	10-4-14	Nite	ASU, 28-14
29,143	Missouri	9-12-15	Nite	Missouri, 27-20
29,029	Utah State	9-20-14	Nite	ASU, 21-14 (OT)
28,041	Memphis	9-8-12	Nite	ASU, 33-28
28,012	Central Arkansas	9-24-16	Nite	UCA, 28-23
27,918	Central Arkansas	9-24-11	Nite	ASU, 53-24
27,774	Memphis	9-27-07	Nite	ASU, 35-31
26,781	Idaho	10-12-13	Nite	ASU, 48-24
26,634	Missouri State	9-19-15	Nite	ASU, 70-7
26,182	Toledo	9-2-16	Nite	Toledo, 31-10
26,143	Montana State	8-30-14	Nite	ASU, 37-10
26,012	Troy	9-12-13	Nite	ASU, 41-34
25,938	Southern Miss.	9-13-08	Nite	USM, 27-24
25,219	Louisville	10-2-10	Nite	UL, 34-24
25,160	Western Kentucky	9-29-12	Nite	WKU, 26-13
25,112	Central Arkansas	10-5-96	Nite	ASU, 17-7
24,578	Louisiana-Lafayette	10-22-13	Nite	ULL, 23-7
24,256	Middle Tennessee	9-20-08	Nite	ASU, 31-14
23,641	Troy	9-26-09	Day	Troy, 30-27
23,615	South Alabama	11-8-14	Day	ASU, 45-10
23,426	Army	9-2-06	Nite	ASU, 14-6*
23,411	Idaho	10-3-15	Nite	ASU, 49-35
23,176	Louisiana-Monroe	9-18-10	Nite	ASU, 34-20
23,143	Texas State	11-16-13	Nite	ASU, 38-21
22,745	Louisiana-Monroe	10-11-08	Nite	ASU, 37-29
22,368	Mississippi	10-6-01	Nite	UM, 35-17
22,277	South Alabama	10-15-16	Nite	ASU, 17-7
22,143	South Alabama	10-13-12	Nite	ASU, 36-29
21,741	Texas Southern	9-6-08	Nite	ASU, 83-10
21,559	Alcorn State	9-22-12	Nite	ASU, 56-0
21,134	Southeast Missouri	9-13-03	Nite	ASU, 21-3
21,056	Mississippi Valley State	9-5-09	Nite	ASU, 61-0
21,043	New Mexico State	11-29-14	Day	ASU, 68-35
20,949	Southwest Missouri State	10-26-91	Nite	SMS, 37-20

*Win later vacated due to NCAA sanctions.

ATTENDANCE CHART | 121

RED WOLVES FOOTBALL

AStateRedWolves.com

ARKANSAS STATE

Sun Belt Conference Champions | 2011 | 2012 | 2013 | 2015 | 2016

2016
2015
2013
2012
2011
1986
1985
1978
1975
1970
1969
1968



CENTENNIAL BANK STADIUM YEARLY ATTENDANCE

Year	Total	Games	Average	Rec
2016	136,200	Six (5 nite, 1 day)	22,700	8-5
2015	138,043	Six (5 nite, 1 day)	23,007	9-4
2014	149,163	Six (3 nite, 3 day)	24,860	7-5
2013	149,477	Six (5 nite, 1 day)	24,913	8-5
2012	158,389	Six (5 nite, 1 day)	26,398	10-3
2011	127,541	Six (6 nite)	21,256	10-3
2010	86,969	Five (3 nite, 2 day)	17,394	4-8
2009	88,445	Five (2 nite, 3 day)	17,689	4-8
2008	105,525	Five (4 nite, 1 day)	21,105	6-6
2007	102,237	Six (5 nite, 1 day)	17,040	5-7
2006	71,528	Four (3 nite, 1 day)	17,882	0-6*
2005	77,382	Five (5 nite)	15,476	2-6*
2004	61,307	Four (4 nite)	15,327	3-8
2003	87,439*	Four (3 nite, 1 day)	16,826	5-7
2002	60,702	Six (3 nite, 3 day)	13,199	6-7
2001	69,687	Five (2 nite, 3 day)	11,614	2-9
2000	57,571	Five (2 nite, 3 day)	11,514	1-10
1999	60,022	Five (2 nite, 3 day)	12,044	4-7
1998	63,652	Six (6 day)	10,609	4-8
1997	71,721	Five (3 nite, 2 day)	14,344	2-9
1996	72,863	Five (3 nite, 2 day)	14,565	4-7
1995	50,850	Six (3 nite, 3 day)	8,475	6-5
1994	34,763	Four (2 nite, 2 day)	8,691	1-10
1993	61,320	Five (3 nite, 2 day)	12,264	2-8-1
1992	44,500	Four (4 day)	11,125	2-9
1991	104,727	Six (3 nite, 3 day)	17,454	1-10
1990	45,958	Three (1 nite, 2 day)	15,319	3-7-1
1989	77,864	Five (4 nite, 1 day)	15,573	5-6
1988	53,128	Four (3 nite, 1 day)	13,295	5-6
1987	78,876	Five (4 nite, 1 day)	15,775	8-4-1
1986	106,310	Five (4 nite, 1 day)	13,289	12-2-1
1985	73,786	Six (3 nite, 3 day)	12,298	9-4
1984	50,103	Six (5 nite, 1 day)	8,351	8-4-1
1983	52,956	Four (3 nite, 1 day)	13,239	5-5-1
1982	68,135	Five (2 nite, 3 day)	13,627	5-6
1981	62,697	Five (2 nite, 3 day)	12,539	6-5
1980	61,282	Five (4 nite, 1 day)	12,257	2-9
1979	75,320	Five (3 nite, 2 day)	15,064	4-7
1978	63,226	Four (3 nite, 1 day)	12,645	7-4
1977	57,694	Five (3 nite, 2 day)	11,539	7-4
1976	53,754	Five (5 nite)	10,751	5-6
1975	64,160	Five (3 nite, 2 day)	12,832	11-0
1974	42,735	Five (5 day)	8,547	7-3

*4 victories in 2005 and 6 victories in 2006 later vacated due to NCAA sanctions. Actual on-field record in both 2005 and 2006 was 6-6.



HISTORY | INSIDE


<i>Red Wolves in the Pros</i>	124-128
<i>All-Americans</i>	129
<i>Honors and Awards</i>	130-135
<i>All-Conference Players</i>	136-137
<i>All-Time Lettermen</i>	138-144
<i>Year-by-Year Results</i>	145-151
<i>Year-by-Year Team Statistics</i>	152-153
<i>All-Time Conference Standings</i>	154-157
<i>Postseason History</i>	158-161
<i>Records</i>	162-179
<i>Hall of Honor</i>	180-182

ARKANSAS STATE

Sun Belt Conference Champions 2011 2012 2013 2015 2016



RYAN CARRETERS
2014 NFL Draft, Chargers
5th Round



DON JONES
2013 NFL Draft, Dolphins
7th Round



DEMARIO DAVIS
2012 NFL Draft, Jets
3rd Round



DEREK NEWTON
2011 NFL Draft, Texans
7th Round

RED WOLVES IN THE NFL, SUPER BOWL

There has been at least one Red Wolf on 31 of 32 NFL teams so far. The only team yet to have a former A-State player is the Carolina Panthers, and defensive back Darren Toney signed a rookie free agent contract with them in 2009. The team most frequented by A-State alums are the Philadelphia Eagles and New York Jets with 11 each. The Dallas Cowboys, Miami Dolphins and the Chicago/ St. Louis/Arizona Cardinals are next with nine. The Denver Broncos follow with seven former A-State players.

Arkansas State has had more than 125 players sign pro contracts with an NFL franchise. From Clifton Mack in 1939 to Chris Odom, Chris Humes and Xavier Woodson-Luster in 2017, the Red Wolves have a very long tradition of developing players that move on to the next level. In fact, A-State had a player taken in the NFL Draft a school-record eight consecutive years from 2007-14 -- Oren O'Neal in 2007, Tyrell Johnson in 2008, tight end David Johnson in 2009, defensive end Alex Carrington in 2010, offensive lineman Derek Newton in 2011, linebacker Demario Davis in 2012, defensive back Don Jones in 2013 and defensive lineman Carrethers in 2014.

Not only were the eight consecutive years with a draft selection a school record, at the time it tied the third longest streak among the "Group of Five" conferences. Carrethers most recently became the 47th A-State player to ever be selected in the NFL Draft. Many players have gone on to very long and successful careers at a number of different levels.

A total of eight former players for A-State have played in the Super Bowl, and seven coaches have experience in pro football's biggest event.

Super Bowl XLIII presented an especially intriguing match-up for Arkansas State fans with four coaches, including Pittsburgh head coach Mike Tomlin, participating that had ties to A-State's football history.

The road to Super Bowl XLIII for Tomlin and two others on the Steelers' coaching staff, linebackers coach Keith Butler and wide receivers coach Randy Fichtner, went through Jonesboro in the mid-to-late 1990's as assistant coaches on the Arkansas State staff. Tomlin, Fichtner and Butler were back in the Super Bowl two seasons later, along with David Johnson.

Working on the opposite sideline in Super Bowl XLIII was Arizona assistant coach Maurice Carthon, who played running back at Arkansas State from 1979-82. Carthon also played in Super Bowls XXI and XXV for the New York Giants, brought home a pair of championship rings, and was an assistant coach on the 1996 Super Bowl runner-up New England Patriots in Super Bowl XXXI.

Prior to Johnson, the most recent former A-State player to compete in the Super Bowl was A-State record-holding punter Kyle Richardson, who was on the World Champion Baltimore Ravens in Super Bowl XXXV.

Ray Perkins, former ASU head football coach in 1992, played in Super Bowls III and V with the Baltimore Colts, and was the offensive coordinator for the Patriots in Super Bowl XXXI.

LB Bill Bergey and RB Leroy Harris played in Super Bowl XII with the Philadelphia Eagles.

DB Oren Middlebrook (who went by Orna while at ASU) played in Super Bowl XII for the Denver Broncos. Former assistant coach Dennis "Dirt" Winston played in four Super Bowls (IX, X, XIII, XIV) with the Pittsburgh Steelers.



ALEX CARRINGTON
2010 NFL Draft, Bills
3rd Round



DAVID JOHNSON
2009 NFL Draft, Steelers
7th Round



TYRELL JOHNSON
2008 NFL Draft, Vikings
2nd Round



OREN O'NEAL
2007 NFL Draft, Raiders
6th Round

2016
2015
2014
2013
2012
2011
2005
1970
1969
1968
1954
1952 (2)
1951

RED WOLVES' PROFESSIONAL DRAFT SELECTIONS AND FREE AGENT SIGNINGS

2017: **Chris Odom**, Atlanta Falcons (free agent), **Chris Humes**, Oakland Raiders (free agent), **Xavier Woodson-Luster**, Oakland Raiders (free agent)

2016: **Darion Griswold**, Indianapolis Colts (free agent), Atlanta Falcons, **J.D. McKissic**, Atlanta Falcons (free agent), Seattle Seahawks

2014: **Ryan Carrethers**, San Diego Chargers (5th round) -- **Julian Jones**, Atlanta Falcons (free agent) -- **Adam Kennedy**, New Orleans Voodoo

2013: **Don Jones**, Miami Dolphins (7th round), New England Patriots, New Orleans, Cleveland Browns, San Francisco 49ers -- **Taylor Stockemer**, Miami Dolphins (free agent) -- **Josh Jarboe**, Los Angeles Kiss (free agent)

2012: **Demario Davis**, New York Jets (3rd round), Cleveland Browns -- **Brandon Joiner**, Cincinnati Bengals (free agent) -- **Kelcie McCray**, Miami Dolphins (free agent), Tampa Bay Buccaneers, Kansas City Chiefs, Seattle Seahawks

2011: **Derek Newton**, Houston Texans (7th round) -- **M.D. Jennings**, Green Bay Packers (free agent), Chicago Bears -- **Bryan Hall**, Baltimore Ravens (free agent), Hamilton Tiger Cats

2010: **Alex Carrington**, Buffalo Bills (3rd round), St. Louis Rams -- **Daylan Walker**, Atlanta Falcons (free agent) -- **Marcus Brown**, Seattle Seahawks (free agent) -- **Stanley Wakwe**, BC Lions (free agent) -- **Corey Leonard**, BC Lions (free agent) -- **Brandon Thompkins**, BC Lions (free agent), Orlando Predators

2009: **David Johnson**, Pittsburgh Steelers (7th round), San Diego Chargers

2008: **Tyrell Johnson**, Minnesota Vikings (2nd round), Detroit Lions -- **Darren Toney**, Carolina Panthers (free agent) -- **Khayyam Burns**, Kansas City Chiefs (free agent)

2007: **Oren O'Neal**, Oakland Raiders (6th round)

2006: **Shermar Bracey**, Green Bay Packers (free agent) -- **Nick Noce**, Dallas Cowboys (free agent) -- **Antonio Warren**, Cleveland Browns (free agent)

2005: **Steven Gibbs**, Seattle Seahawks (free agent)

2004: **Corey Williams**, Green Bay Packers (6th round) -- **Jon Bradley**, Philadelphia Eagles (free agent), Tampa Bay Buccaneers, Detroit Lions -- **James Hickenbotham**, Saskatchewan Rough Riders (free agent) -- **Lamar Lee**, Saskatchewan Rough Riders (free agent) -- **Tommy Miller**, Lubbock Lone Stars (free agent) -- **Segun Ajigbeda**, Birmingham Steeldogs (free agent)

2003: **Garry Johnson**, Cincinnati Bengals (free agent)

2002: **Garrick Jones**, Jacksonville Jaguars (free agent), Kansas City Chiefs, Houston Texans - **Jonathan Adams**, New Orleans Saints, (free agent), Phoenix Cardinals - **Nick Gatto**, Orlando Predators (free agent), Dallas Desperados, Chicago Rush, Detroit Fury, Texas Copperheads

2001: **Robert Kilow**, Tampa Bay Buccaneers (free agent), St. Louis Rams, Detroit Lions, Chicago Rush, Arkansas Twisters -- **Cleo Lemon**, Green Bay Packers, Baltimore Ravens (free agent), Memphis Explorers, San Diego Chargers, Miami Dolphins, Toronto Argonauts --

ARKANSAS STATE

Sun Belt Conference Champions 2011 2012 2013 2015 2016

2016
2015
2013
2012
2011
1986
1985
1978
1975
1970
1969
1968



M.D. JENNINGS

Packers 2011-13, Bears 2014, Buccaneers 2015



KELCIE McCRAY

Dolphins 2013, Buccaneers 2013, Chiefs 2014, Seahawks 2015-cur.



COREY WILLIAMS

Packers 2004-07, Browns 2008-09, Lions 2010-12



JON BRADLEY

Buccaneers 2004-06, Lions 2007-08

Jacques Walker, Jacksonville Jaguars (free agent) – **Reginald Cooley**, Arkansas Twisters

1999: **Lennie Johnson**, Arkansas Twisters – **Chappell Mitchell**, Arkansas Twisters – **J.J. Washington**, Los Angeles Avengers

1998: **Todd Frohbieter**, St. Louis Rams (free agent) – **Clarence Williams**, British Columbia Lions (free agent)

1997: **Corey Walker**, Philadelphia Eagles (free agent), Seattle Seahawks, Oakland Raiders – **Kyle Richardson**, Rhein Fire (18th round), Miami Dolphins, Seattle Seahawks, Baltimore Ravens, Minnesota Vikings, Philadelphia Eagles

1996: **Carlos Emmons**, Pittsburgh Steelers (7th round), Philadelphia Eagles, New York Giants – **Stefan Gamlin**, Frankfurt Galaxy (free agent)

1994: **Kendricke Bullard**, New England Patriots (free agent), Dallas Cowboys, Jacksonville Jaguars

1992: **Bryant Broady**, New York Jets (free agent), Shreveport Pirates

1990: **Jeff Fields**, Los Angeles Rams (9th round) – **Alex Shell**, New York Giants (free agent), Orlando Predators

1989: **Fred Barnett**, Philadelphia Eagles (3rd round), Miami Dolphins – **Tony Walton** (free agent), New York Giants

1988: **Tim Smiley**, Washington Redskins (5th round), Buffalo Bills – **Tyrone Jones**, Philadelphia Eagles (free agent), Montreal Machine

1987: **Greg Lee**, Pittsburgh Steelers (free agent), Dallas Cowboys, San Antonio Riders – **Steve Sampson**, Dallas Cowboys (free agent), Seattle Seahawks – **Jim Wiseman**, Phoenix Cardinals (free

agent)

1986: **Michael Adams**, New Orleans Saints (3rd round), Phoenix Cardinals, Sacramento Surge – **Elbert Shelley**, Atlanta Falcons (11th round) – **Rickey Jemison**, Washington Redskins (free agent) – **Vincent Barnett**, Green Bay Packers (free agent), Cleveland Browns – **Cazzy Francis**, Tampa Bay Buccaneers (free agent)

1985: **Ray Brown**, St. Louis Cardinals (8th round), Washington Redskins, San Francisco 49ers, Detroit Lions – **Michael Cline**, Green Bay Packers (8th round), Arizona Outlaws (9th round), Ottawa Roughriders, Indianapolis Colts – **Carter Ray Crawford**, St. Louis Cardinals (free agent), Montreal Concordes – **Stacy Gore**, Memphis Showboats (free agent), Miami Dolphins, Detroit Lions – **Stacy Price**, St. Louis Cardinals (free agent), San Diego Chargers – **Mitchell Young**, Miami Dolphins (free agent), Denver Broncos, Atlanta Falcons, San Francisco 49ers

1984: **Judious Lewis**, Seattle Seahawks (8th round) – **Gill Stegall**, Denver Gold (8th round), Montreal Alouettes, St. Louis Cardinals, Detroit Lions – **Farrell Wilson**, Dallas Cowboys (free agent), Detroit Lions

1983: **Dwayne Pittman**, Oklahoma Outlaws (4th round), Memphis Showboats, Orlando Renegades – **Bill Johnson**, Denver Gold (17th round), Cincinnati Bengals – **Erven Beasley**, Dallas Cowboys (free agent) – **Freddy Rogers**, Montreal Concordes (free agent), Baltimore Stars – **Gary Burton**, Miami Dolphins (free agent)

1982: **Maurice Carthon**, New Jersey

ARKANSAS STATE

GoDaddy Bowl 2012-15 | New Orleans Bowl 2015 | Cure Bowl 2016

BOWL
GAMES

2016
2015
2014
2013
2012
2011
2005
1970
1969
1968
1954
1952⁽²⁾
1951



CLEO LEMON

Chargers, Dolphins,
Jaguars, 2004-09



FRED BARNETT

1993 Pro Bowl selection
and member of the 1990
All-Madden Team



MAURICE CARTHON

Played in Super Bowls XXI and
XXV for the New York Giants



BILL BERGEY

Named one of the 300
greatest players of all
time in the NFL.

Generals (8th round), New York Giants, Indianapolis Colts – **Waddell Kelly**, New England Patriots (12th round), Winnipeg Blue Bombers, Tampa Bay Buccaneers – **Rick Fishback**, Los Angeles Raiders (free agent) – **Henry Harris**, Vancouver Lions (free agent) – **Bruce Gartman**, Memphis Showboats (free agent)

1981: Ken Armbrust, Denver Broncos (free agent), Denver Gold – **Paul Gilbow**, Denver Broncos (free agent), Memphis Showboats – **John McCaughey**, Oakland Raiders (free agent) – **Jerry Mack**, Birmingham Stallions (free agent), Memphis Showboats – **Levern Tillman**, Oakland Raiders (free agent)

1979: Gene Bradley, Buffalo Bills (2nd round), New Jersey Generals – **Danny Cook**, New Orleans Saints (free agent) – **Ron Norman**, Memphis Showboats (free agent), Birmingham Stallions

1978: Dikki Dyson, Dallas Cowboys (free agent) – **Ed Preston** (track), Dallas Cowboys (free agent), Winnipeg Blue Bombers, St. Louis Cardinals, Green Bay Packers, Birmingham Stallions, Montreal Concorde

1977: Hugh Crisp, Chicago Bears (free agent)

1976: Leroy Harris, Miami Dolphins (5th round), Philadelphia Eagles – **T.J. Humphreys**, Philadelphia Eagles (9th round) – **Joel Mullins**, Green Bay Packers (9th round), Edmonton Eskimos – **Robert Speer**, Atlanta Falcons (9th round) – **Denver Latimore**, Cleveland Browns (free agent) – **Ron Meeks**, New York Giants (free agent), Hamilton Tiger Cats, Ottawa Rough Riders, Toronto Argonauts, Montreal Concorde – **Orna Middlebrook**,

Denver Broncos (10th round), Philadelphia Eagles – **Roy Painter**, New York Jets (free agent), Edmonton Eskimos

1975: Ken Jones, Buffalo Bills (2nd round), New York Jets – **Dick Dixon**, Seattle Seahawks (7th round), Philadelphia Eagles – **Jerry Muckensturm**, Chicago Bears (7th round) – Jimmy Lisko, Denver Broncos (9th round), New York Jets – **Eddie Morgan**, New York Giants (15th round), Edmonton Eskimos – **Mike Malham**, Chicago Bears (17th round), Houston Oilers, Winnipeg Blue Bombers, Baltimore Colts

1974: Stan Winfrey, Miami Dolphins (2nd round), Buffalo Bills, Tampa Bay Buccaneers, Washington Redskins – **Steve Burks**, New England Patriots (4th round) – **Joe Hollimon**, Minnesota Vikings (8th round), Edmonton Eskimos, Baltimore Stars – **Joe Duren**, Memphis Southmen (free agent) – **Andy Haney**, Kansas City Chiefs (free agent)

1973: Doug Lowery, New York Jets (15th round) – **Vince Ancell**, St. Louis Cardinals (15th round)

1971 — Bill Phillips, Denver Broncos (3rd round), New England Patriots – **Calvin Harrell**, Edmonton Eskimos (5th round by Miami Dolphins) – **Dennis Meyer**, Pittsburgh Steelers (6th round), Portland Thunder, Atlanta Falcons, Calgary Stampeders – **Wayne Dorton**, New Orleans Saints (6th round), Winnipeg Blue Bombers, Philadelphia Eagles – **Steve Lockhart**, New Orleans Saints (12th round) – **James Hamilton**, Cincinnati Bengals (13th round), San Diego Chargers

1970: Chet Douthit, Miami Dolphins

RED WOLVES IN THE PROS | 127

RED WOLVES FOOTBALL

AStateRedWolves.com

ARKANSAS STATE

Sun Belt Conference Champions | 2011 | 2012 | 2013 | 2015 | 2016



RAY BROWN

Former Pro Bowl selection that played 20 seasons in the NFL



CARLOS EMMONS

Enjoyed an 11-year NFL career, recording 429 tackles over his final six seasons



KEN JONES

NFL career spanned 12 years with the Buffalo Bills and New York Jets



ELBERT SHELLEY

Four-time Pro Bowl selection while playing with the Falcons from 1987-96

(free agent)

1969: Clovis Swinney, New Orleans Saints (3rd round), New York Jets, Houston Oilers, Southern California Suns – **Ken Bennett**, Dallas Cowboys (free agent)

1968: Bill Bergey, Cincinnati Bengals (2nd round), Philadelphia Eagles – **Gary Crane**, Denver Broncos (14th round), Birmingham Vulcans, Hawaii Islanders – **Frank McGuigan**, Philadelphia Eagles (free agent), New Orleans Saints, New England Patriots, Philadelphia Bell

1967: Ron Worthen, Green Bay Packers (10th round)

1965: Dan Summers, Chicago Bears (free agent) – **H.K. Reeves**, Dallas Cowboys (free agent)

1962: Sammy Weir, New York Jets (free agent), Houston Oilers – **Billy Joe Turner**, Cleveland Browns (free agent), Ottawa Roughriders – **Dick Martillo**, Montreal Alouettes (free agent)

1960: Alfred Bentley, New York Jets (free agent)

1959: Bill Caldwell, New York Jets (free agent)

1957: Howard Cissell, Baltimore Colts (free agent), Montreal Alouettes

1956: Tommy Spiers, Chicago Cardinals (free agent), Vancouver Lions

1953: Richie Voit, Detroit Lions (free agent)

1948: Harry Lache, Baltimore Colts (free agent)

1939: Clifton Mack, Detroit Lions (free agent)

ALL-TIME A-STATE NFL DRAFT SELECTIONS BY ROUND

2nd Round (5): Tyrell Johnson (2008), Gene Bradley (1979), Ken Jones (1975), Stan Winfrey (1974), Bill Bergey (1968)

3rd Round (6): Demario Davis (2012), Alex Carrington (2010), Fred Barnett (1989), Michael Adams (1986), Bill Phillips (1971), Clovis Swinney (1969)

4th Round (1): Steve Burks (1974)

5th Round (4): Ryan Carrethers (2014), Tim Smiley (1988), Leroy Harris (1976), Calvin Harrell (1971)

6th Round (4): Oren O'Neal (2006), Corey Williams (2004), Dennis Meyer (1971), Wayne Dorton (1971)

7th Round (6): Don Jones (2013), Derek Newton (2011), David Johnson (2009), Carlos Emmons (1996), Dick Dixon (1975), Jerry Muckensturm (1975)

8th Round (4): Ray Brown (1985), Michael Cline (1985), Judious Lewis (1984), Joe Hollimon (1974)

9th Round (5): Jeff Fields (1990), T.J. Humphreys (1976), Joel Mullins (1976), Robert Speer (1976), Jimmy Lisko (1975)

10th Round (2): Orna Middlebrook (1976), Ron Worthen (1967)

11th Round (1): Elbert Shelley (1986)

12th Round (2): Waddell Kelly (1982), Steve Lockhart (1971)

13th Round (1): James Hamilton (1971)

14th Round (1): Gary Crane (1968)

15th Round (3): Eddie Moran (1975), Doug Lowery (1973), Vince Ancell (1973)

17th Round (1): Mike Malham (1975)

ARKANSAS STATE

GoDaddy Bowl 2012-15 | New Orleans Bowl 2015 | Cure Bowl 2016

BOWL GAMES
2016
2015
2014
2013
2012
2011
2005
1970
1969
1968
1954
1952 (2)
1951

FIRST TEAM ALL-AMERICA SELECTIONS | 129


Randy Barnhill, OG, 1986 (I-AA) AP, AFCA, FN
 Bill Bergey, LB, 1968 AP, AFCA
 Ray Brown, OT, 1985 (I-AA) FN
 Dan Buckley, C, 1969 AP
 Carter Ray Crawford, NG, 1985 (I-AA) . . . AP, AFCA, FN
 Carter Ray Crawford, NG, 1984 (I-AA) . . . AP, AFCA, FN
 Wayne Dorton, OG, 1971 AP
 Frank Farella, OG, 1957 NAIA
 Charlie Fredrick, DT, 1987 . . . AP, AFCA, FN
 Calvin Harrell, RB, 1970 AFCA
 Calvin Harrell, RB, 1971 AFCA
 T.J. Humphreys, OG, 1976 (Div. I) AP

Garry Johnson, OT, 2002 CFN
 Ken Jones, OG, 1975 (Div. I) . . FWAA, TM, SN
 Doug Lowrey, OG, 1973 AFCA
 Dennis Meyer, DB, 1971 AP, AFCA
 Bill Phillips, OG, 1970 AP
 Tommy Spiers, QB, 1955 NAIA
 Dan Summers, LB, 1965 AP
 Dan Summers, LB, 1964 AP
 Clovis Swinney, DT, 1969 AP, AFCA
 Jim Wiseman, C, 1987 AP, FN
 Richie Voit, RB, 1953 AP


KEY: AP—Associated Press, AFCA—American Football Coaches Association (Kodak), FN—Football News, FWAA—Football Writers Assoc. of America, NAIA—National Association of Intercollegiate Athletics, SN—Sporting News, TM—Time Magazine, CFN—CollegeFootballNews.com.



Dennis Meyer



Dan Summers



Carter Ray Crawford



Wayne Dorton



Garry Johnson



Charlie Fredrick



Tommy Spiers



Ray Brown



Calvin Harrell



Clovis Swinney




Bill Bergey



Dan Buckley




Frank Farella



T.J. Humphreys




Richie Voit



Ken Jones



Bill Phillips



Doug Lowrey




Randy Barnhill




Jim Wiseman

RED WOLVES FOOTBALL


AStateRedWolves.com



David Hines



Leroy Harris



Jerry Muckensturm

TERRY GWIN SCHOLAR-ATHLETE

- (presented by ASU Lettermen's Club)
- 2013 Brian Davis (K)
 - 2012 Ryan Aplin (QB)
 - 2010 Alex Carrington (DE)
 - 2009 Brian Flagg (DE)
 - 2008 Tyrell Johnson (S)
 - 2005 Oren O'Neal (FB)
 - 2004 Jason Wood (WR)
 - 2000 Ron Teat (TE)
 - 1996 Jeff Caldwell (PK)
 - 1993 Blake Denison (WR)
 - 1991 John Chism (FB)
 - 1990 Mike Ray (OT)
 - 1988 Jim Wiseman (C)
 - 1987 Mark Robbins (QB)
 - 1986 Mark McMinn (OG)
 - 1984 Tim Langford (QB)

FIRST-TEAM ALL-AMERICAS

Associated Press

- 1987 Charlie Fredrick, DT
- 1987 Jim Wiseman, C
- 1986 Randy Barnhill, OG
- 1985 Carter Ray Crawford, NG
- 1984 Carter Ray Crawford, NG
- 1976 T.J. Humphreys, OG
- 1971 Wayne Dorton, OG
- 1971 Dennis Meyer, DB
- 1970 Bill Phillips, OG
- 1969 Dan Buckley, C
- 1969 Clovis Swinney, DT
- 1968 Bill Bergey, LB
- 1965 Dan Summers, LB
- 1964 Dan Summers, LB
- 1953 Richie Woit, RB

AFCA

- 1987 Charlie Fredrick, DT
- 1986 Randy Barnhill, OG
- 1985 Carter Ray Crawford, NG
- 1984 Carter Ray Crawford, NG
- 1973 Doug Lowrey, OG
- 1971 Calvin Harrell, RB
- 1971 Dennis Meyer, DB
- 1970 Calvin Harrell, RB
- 1969 Clovis Swinney, DT
- 1968 Bill Bergey, LB

Football News

- 1987 Charlie Fredrick, DT
- 1987 Jim Wiseman, C
- 1986 Randy Barnhill, OG
- 1985 Ray Brown, OT
- 1985 Carter Ray Crawford, NG
- 1984 Carter Ray Crawford, NG

FWAA

- 1975 Ken Jones, OG
- NCAA**
- 1957 Frank Farella, OG
 - 1955 Tommy Spiers, QB

Sporting News

- 1975 Ken Jones, OG

Time Magazine

- 1975 Ken Jones, OG

CollegeFootballNews.com

- 2002 Garry Johnson, OG

SECOND TEAM ALL-AMERICAS

Associated Press

- 1982 Mike Morris, LB
- 1982 Bruce Gartman, Punter
- 1975 Jimmy Lisko, DE
- 1973 Doug Lowrey, OG
- 1971 Calvin Harrell, RB
- 1970 Dennis Meyer, DB
- 1970 Calvin Harrell, RB
- 1969 Jack Smith, OT
- 1968 Frank McGuigan, RB
- 1966 Terry Gwin, RB

Sports Network

- 1987 Charlie Fredrick, DT

NAIA

- 1956 Frank Farella, OG

Senior CLASS Award

- 2012 Ryan Aplin

Football News

- 1998 Ron Teat, TE
- 1993 Ed Rufus, NG
- 1993 Marquis Williams, FB

THIRD TEAM ALL-AMERICAS

Associated Press

- 1984 Ed Troutt, C
- 1975 Ken Jones, OG
- 1956 Frank Farella, OG

Athlon

- 1998 Todd Frohbieter

HONORABLE MENTION ALL-AMERICAS

Associated Press

- 1987 Dwane Brown, QB
- 1987 Greg Lee, CB
- 1986 Jim Wiseman, C
- 1986 John Suskie, OT
- 1986 Dwane Brown, QB
- 1986 Scott Roper, K
- 1986 Rickey Jemison, FB
- 1986 Marvin Neloms, DE
- 1986 Charlie Fredrick, NG
- 1986 Fred Barnes, DT
- 1986 Greg Lee, CB
- 1986 Michael Adams, CB
- 1986 Vincent Barnett, FS
- 1985 Randy Barnhill, OG
- 1985 Ray Brown, OT
- 1985 Rickey Jemison, FB
- 1985 Michael Cline, DT
- 1985 Marvin Neloms, DE
- 1985 Greg Lee, CB
- 1984 Farrell Wilson, OT
- 1984 Randy Barnhill, OG
- 1984 Michael Cline, DT
- 1984 Marvin Neloms, DE
- 1983 Jerome Sims, CB
- 1982 Rick Fishback, CB
- 1981 Leveren Tillman, DT
- 1979 Ron Smith, LB
- 1979 Jerry Castor, OT
- 1978 Larry Lawrence, TB
- 1978 Wesley Williams, LB
- 1978 Danny Garrison, TE
- 1976 Joel Mullins, OG
- 1976 Leroy Harris, RB
- 1976 Roy Painter, DB
- 1975 Jerry Muckensturm, LB
- 1975 Dennis Bolden, TB
- 1974 John Manatt, OT
- 1970 Gary Cleve, LB
- 1970 Wayne Dorton, OG
- 1966 Trumann Moore, LB
- 1959 Bill Caldwell, QB
- 1957 Eddie Romeo, HB
- 1957 Frank Farella, G

ARKANSAS STATE

GoDaddy Bowl 2012-15 | New Orleans Bowl 2015 | Cure Bowl 2016

BOWL
GAMES

2016
2015
2014
2013
2012
2011
2005
1970
1969
1968
1954
1952 (2)
1951



Robert Speer


1953 Dan Spensieri, E
1953 James Petroff, T
1952 Richie Voit, HB
1951 John Koldus, E
1951 Richie Voit, HB
1951 Carl Greenwald, FB
Sports Illustrated
2013 J.D. McKissic, WR
2013 Qushaun Lee, LB
CollegeFootballNews.com
2007 Tyrell Johnson, S
Football News
1998 Ron Teat, TE
1993 Ed Rufus, FB
1993 Marquis Williams, NG
Sporting News
1978 Doug Dobbs, Kicker
1976 Leroy Harris, FB
1976 T.J. Humphreys, OG
NAIA
1956 Tommy Spiers, QB

FRESHMAN ALL-AMERICAS

FWAA Scripps
2006 Reggie Arnold, RB
2012 J.D. McKissic, WR
2014 Ja'Von Rolland-Jones, DE
Sporting News
2004 Josh Williams, LB
2006 Reggie Arnold, RB
2006 Josh Arauco, K
Rivals.com
2004 Josh Williams, LB
CollegeFootballNews.com
2004 Josh Williams, LB
2004 Tyrell Johnson, S
2010 Amos Draper, DL
SCOUT
2014 Ja'von Rolland-Jones, DE

SOPHOMORE ALL-AMERICAS

CollegeFootballNews.com
2010 Ryan Aplin, QB
2010 Allen Muse, WR
Athlon Sports
2013 J.D. McKissic, WR



Tim Langford

WILLIAMSON ALL-AMERICA
1962 Dick Martillo, FB
1962 Sammy Weir, QB
1961 Frank Smith, T
1961 Larry Peebles, C
1961 Jim McMurray, QB
1960 Alfred Bentley, E
1960 Jerry Arant, T
1960 Jim McMurray, QB
1960 Jack Snodgrass, G
1959 Bill Caldwell, QB
1959 Alfred Bentley, E
1958 Tommy Davis, C
1957 Frank Farella, G
1957 Howard Cissell, HB
1956 Tommy Spiers, QB
1953 Richie Voit, HB

LOMBARDI AWARD WATCH LIST

2015 Ja'Von Rolland-Jones
2015 Chris Stone
2014 Bryce Giddens
2014 Qushaun Lee
2011 Demario Davis
2009 Alex Carrington
2008 Matt Mandich
2006 Tanner Jenkins
2002 Garry Johnson
2001 Garry Johnson

BEDNARIK WATCH LIST

2016 Ja'Von Rolland-Jones
2013 Ryan Carrethers

BRONKO NAGURSKI WATCH LIST


2016 Ja'Von Rolland-Jones
2007 Tyrell Johnson

OUTLAND TROPHY WATCH LIST

2013 Ryan Carrethers
2008 Matt Mandich
2002 Garry Johnson

RIMINGTON AWARD WATCH LIST

2016 Devin Mondie
2014 Tyler Greve



Rickey Jemison

2014 Bryce Giddens
2013 Bryce Giddens
2011 Tom Castlaw
2006 Tanner Jenkins

RAY GUY AWARD WATCH LIST

2015 Luke Ferguson
2014 Luke Ferguson
2008 Brett Shrable
2000 Andy Shatley

LOU GROZA AWARD WATCH LIST

2013 Brian Davis (Semifinalist)
2012 Brian Davis (Semifinalist)
2009 Josh Arauco
2008 Josh Arauco (Finalist)
1994 Jeff Caldwell (Semifinalist)

DOAK WALKER AWARD WATCH LIST

2016 Warren Wand
2015 Michael Gordon
2014 Michael Gordon
2013 David Oku
2009 Reggie Arnold
2008 Reggie Arnold
2007 Reggie Arnold
2001 Jonathan Adams
2000 Jonathan Adams

BUTKUS AWARD WATCH LIST

2008 Ben Owens
2007 Koby McKinnon

LOTT TROPHY WATCH LIST

2009 Alex Carrington

TED HENDRICKS AWARD WATCH LIST

2016 Chris Odum
2016 Ja'Von Rolland-Jones
2009 Alex Carrington

JIM THORPE AWARD WATCH LIST

2016 Cody Brown
2014 Rocky Hayes
2014 Sterling Young
2007 Tyrell Johnson

HONORS AND AWARDS | 131



Brian Davis



Reggie Arnold



Ryan Aplin

JOHNNY UNITAS AWARD WATCH LIST

- 2015.....Fredri Knighten
- 2012.....Ryan Aplin
- 2009.....Corey Leonard

DAVEY O'BRIEN AWARD WATCH LIST

- 2015.....Fredri Knighten
- 2012.....Ryan Aplin
- 2007.....Corey Leonard (semifinalist)

WALTER CAMP AWARD WATCH LIST

- 2014.....Qushaun Lee
- 2012.....Ryan Aplin

MANNING AWARD WATCH LIST

- 2015.....Fredri Knighten
- 2012.....Ryan Aplin
- 2009.....Corey Leonard

BILETNIKOFF AWARD WATCH LIST

- 2013.....J.D. McKissic
- 2011.....Dwayne Frampton

HORNUNG AWARD WATCH LIST

- 2014.....J.D. McKissic

MACKAY AWARD WATCH LIST

- 2015.....Darion Griswold
- 2014.....Darion Griswold

MAXWELL AWARD WATCH LIST

- 2015.....Fredri Knighten

SENIOR BOWL WATCH LIST

- 2015.....Darion Griswold
- 2015.....Tres Houston
- 2015.....J.D. McKissic
- 2014.....Qushaun Lee
- 2014.....Sterling Young
- 2012.....Ryan Aplin
- 2012.....Josh Jarboe

CBSSPORTS.COM FREAKS LIST

- 2013.....Ryan Carrethers

SUN BELT CONF. COACH OF YEAR

- 2011.....Hugh Freeze
- 2005.....Steve Roberts

BIG WEST CONF. COACH OF YEAR

- 1995.....John Bobo (6-5)

SOUTHLAND CONF. COACH OF YEAR

- 1986.....Larry Lacewell (12-2-1)
- 1985.....Larry Lacewell (9-4-0)
- 1978.....Bill Davidson (7-4-0)
- 1975.....Bill Davidson (11-0-0)
- 1970.....Bennie Ellender (11-0-0)
- 1969.....Bennie Ellender (8-1-1)
- 1968.....Bennie Ellender (7-3-1)
- 1964.....Bennie Ellender (7-0-2)

AFC A REGION 5 COACH OF YEAR

- 1986.....Larry Lacewell
- 1985.....Larry Lacewell

SUN BELT PLAYER OF THE YEAR

- 2016.....Ja'Von Rolland-Jones
- 2012.....Ryan Aplin
- 2011.....Ryan Aplin

SBC OFF. PLAYER OF THE YEAR

- 2002.....Danny Smith

SBC DEF. PLAYER OF THE YEAR

- 2011.....Brandon Joiner, DE
- 2008.....Alex Carrington, DE
- 2007.....Tyrell Johnson, S

SBC NEWCOMER OF THE YEAR

- 2002.....Jonathan Burke, DB

SUN BELT FRESHMAN OF THE YEAR

- 2012.....J.D. McKissic, WR
- 2006.....Reggie Arnold, RB

SOUTHLAND PLAYER OF THE YEAR

- 1986.....Dwane Brown (offense)

- 1978.....Wesley Williams (defense)
- 1976.....Roy Painter (defense)
- 1975.....Jerry Muckensturm (defense)
- 1975.....David Hines (offense)
- 1971.....Dennis Meyer (defense)
- 1970.....Dennis Meyer (defense)
- 1969.....Clovis Swinney (defense)
- 1968.....Clovis Swinney (defense)
- 1968.....Frank McGuigan (offense)

SOUTHLAND FRESHMAN OF YEAR

- 1984.....Dwane Brown (QB)
- 1979.....Lee Charles Wright (RB)

SLC ALL-FIRST DECADE TEAM (1964-73)

- Bill Phillips, offensive guard ('68-'71)
- Wayne Dorton, offensive guard ('68-'71)
- Dan Buckley, center ('66-'69)
- Calvin Harrel, running back ('68-'71)
- Clovis Swinney, DT ('67-'69)
- Bill Bergey, linebacker ('65-'68)
- Dennis Meyer, defensive back ('68-'71)

SOUTHLAND SENIOR SPIRIT AWARD

- 1978.....Larry Lawrence (TB)

ALL-SOUTH INDEPENDENT 2nd-TEAM

- 1992.....Eric Tate, C

ACADEMIC ALL-AMERICA

First Team

- 2013.....Brian Davis (K)
- 2008.....Brian Flagg (DE)
- 1976.....T.J. Humphreys (OG)
- 1971.....Dennis Meyer (DB)
- 1961.....Jim McMurray (QB)
- 1959.....Larry Zabrowski (OT)

Second Team

- 2004.....Jason Wood (WR)
- 1973.....Mike Malham (LB)
- 1970.....Dennis Meyer (DB)

CoSIDA ACADEMIC ALL-DISTRICT

- 2015.....Luke Ferguson (P)
- 2013.....Brian Davis (K)
- 2012.....Nathan Herrold (LB)
- 2009.....Alex Carrington (DE)



Qushaun Lee

2008 Brian Flagg (DE)
2007 Brian Flagg (DE)
2005 Brian Flagg (LB)
2004 Jason Wood (WR)

ACADEMIC ALL-BIG WEST CONF.

1995 Jeff Caldwell (K)
1994 Jeff Caldwell (K)
1993 Jeff Caldwell (K)

ACADEMIC ALL-SOUTHLAND CONF.


1985 Randy Barnhill (OG)
1985 Stephen East (CB)
1985 Mark Robbins (QB)
1985 Bill Stanley (OL)
1984 Randy Barnhill (OG)
1984 Clint Ledbetter (DT)
1984 Stephen East (CB)
1983 Tim Langford (QB)
1983 Price Gardner (OT)
1983 Scott McDonald (PK)
1982 Mike Morris (LB)
1982 Donnie Morrison (NG)
1982 Scott McDonald (PK)
1981 Tim Langford (QB)
1981 Mike Morris (LB)
1981 Al Tiner (OG)
1980 Tim Langford (QB)
1980 Mike Morris (LB)
1979 Darrell Holifield (CB)
1979 Ron Smith (LB)
1979 Ray Culpepper (DE)
1979 Jerome Miller (WR)
1979 Casey Phillips (OG)
1978 Ray Culpepper (DE)
1978 John Shannon (DB)
1977 Ray Culpepper (DE)
1976 Jerome Miller (SE)
1976 T.J. Humphreys (OG)
1976 John Lorick (DB)

**ACADEMIC ALL-SOUTH
(Southern Magazine)**

1988 John Chism (FB)

NACDA SCHOLAR-ATHLETE AWARD

1997 Jeff Caldwell (Finalist)



Brandon Joiner

NCAA POSTGRADUATE SCHOLARSHIP

2004 Jason Wood (WR)
1976 T.J. Humphreys (OG)
1971 Dennis Meyer (DB)

**NATIONAL FOOTBALL FOUNDATION
GRADUATE SCHOLARSHIP**

1984 Tim Langford (QB)

**MCDONALD SCHOLARSHIP
(Presented Annually by SLC)**

1984 Tim Langford (QB)
1977 T.J. Humphreys (OG)

**CHEVROLET SCHOLARSHIP HONOR
ABC-TV**

1981 Scott McDonald, kicker
1979 Doug Dobbs, kicker

**COMMERCIAL APPEAL ALL-MID SOUTH
(Selected by Pro Scouts)**

1971 Wayne Dorton (OG)
1971 Calvin Harrell (RB)
1969 Clovis Swinney (DT)

MVP AWARDS

Williamson All-America Team

1953 Richie Voit, HB

Pecan Bowl

1970 James Hamilton (offense)
1970 Dennis Meyer (defense)
1969 Bubba Crocker (offense)
1969 Clovis Swinney (defense)
1968 Bill Bergey (defense)

Tangerine Bowl

1954 Bobby Spann (QB)

North-South Shrine Game

1969 Clovis Swinney (defense)
1968 Bill Bergey (defense)

College All-Star Game

1969 Bill Bergey (defense)

Refrigerator Bowl

1951 Richie Voit (HB)



Fred Barnett

GoDaddy Bowl

2014 Fredi Knighten (QB)
2014 Qushaun Lee (LB) (defense)
2014 Brian Davis (K) (ST)
2014 J.D. McKissic (WR) (offense)
2013 Ryan Aplin (QB)
2013 Qushaun Lee (LB) (defense)
2013 J.D. McKissic (WR) (offense)
2013 Ryan Wilbourn (K) (ST)

Cure Bowl

2016 Kendall Sanders (MVP)

**AT&T LONG DISTANCE AWARD
(Honors "long distance" achievements
by Division I-A players)**

1995...FB Austin Tinsley (vs. SW La.)
1994.P Kyle Richardson (vs. SW La.)

NATIONAL BACK OF WEEK

Associated Press

1975, Dennis Bolden (279 yards on
26 carries against McNeese St.)

NATIONAL DEF. PLAYER OF THE WEEK

FWAA

2008, Ben Owens (7 tackles, 1
TFL, 1 sack, 1 fumble recovery, 1
interception against Texas A&M)

NATIONAL BACKFIELD OF WEEK

United Press International

1975, Dennis Bolden (259 yards on
26 carries against McNeese St.)

ESPN 'HEROES OF WEEK'

Offensive Backfield vs. Ole Miss,
1989 . . . (three backs rushed for
over 100 yards each) . . . 120 by
Putzer Dayton . . . 105 by Richard
Kimble . . . 104 by Roy Johnson

NFF HAMPSHIRE HONOR SOCIETY

2017 Cody Brown
2017 Kendall Sanders
2017 Jake Swalley
2016 Luke Ferguson
2016 Raziel Velgis
2015 Brock Barnhill

ARKANSAS STATE

Sun Belt Conference Champions | 2011 | 2012 | 2013 | 2015 | 2016

2016
2015
2013
2012
2011
1986
1985
1978
1975
1970
1969
1968

2015Tyler Greve
2015Kenny Rains
2015Alan Wright
2015Sterling Young
2014Brian Davis
2013Ryan Aplin
2013Nathan Herrold
2013Taylor Stockemer
2013Neely Sullivent
2012Tom Castilaw
2012Derek Lawson
2011Jeff Blake
2011Adam Gaston
2010Alex Carrington
2010Taylor Clements
2008Matt Reibe

DRADDY TROPHY NOMINEE

2007.....Matt Reibe (semifinalist)

WORTHEN AMATEUR ATHLETE

monthly winners:

Nov. '75David Hines (QB)
Oct. '75Jimmy Lisko (DE)
Nov. '74Joe Duren (K)
Sept. '73Steve Burks (QB)
Dec. '70James Hamilton (QB)
Dec. '68Bill Bergey (LB)
Sept. '68Bill Bergey (LB)

annual winners:

1968Bill Bergey (LB)

LITTLE ROCK MAJOR SPORTS ASSN.

ARKANSAS ATHLETE OF YEAR

1986-87Dwane Brown (QB)

ARKANSAS SPORTS HALL OF FAME

STAR OF TOMORROW AWARD

2012Ryan Aplin (QB)

LITTLE ROCK TD CLUB MVP

2016Chris Odum (DE)
2015Fred Knighten (QB)
2014Fred Knighten (QB)
2013Ryan Carrethers (DL)
2012Ryan Aplin (QB)
2011Ryan Aplin (QB)
2010Ryan Aplin (QB)
2009Alex Carrington (DE)
2008Alex Carrington (DE)
2007Tyrell Johnson (S)
2006Reggie Arnold (RB)
2005Eric Neihouse (PK)
2004Antonio Warren (TB)

LRTC DAN HAMPTON AWARD

2016Chris Odum

ARKANSAS ATHLETE OF THE MONTH

Sept. '86.....Rickey Jemison (FB)

ALL-TIME ASU TEAM (1909-1975)

(Chosen by Fans During '76 Season)

Offense

RBCalvin Harrell, '68-'71
RBRichie Voit, '50-'53
RBLeroy Harris, '75-'76
QBJames Hamilton, '68-'71
	(tie)David Hines, '72-'75
WRGerald Jumper, '64-'67
WRAlfred Bentley, '59-'60
TESteve Lockhart, '68-'71
CDan Buckley, '66-'69
LWayne Dorton, '68-'71
LBill Phillips, '68-'71
LKen Jones, '72-'75
LT.J. Humphreys, '73-'76
KJoe Duren, '71-'74

Defense

LBBill Bergey, '65-'68
LBJerry Muckensturm, '72-'75
LBMike Malham, '72-'75
LClovis Swinney, '67-'69
LDick Dixon, '72-'75
LKen Bennett, '67-'69
ERobert Speer, '73-'76
EJimmy Lisko, '72-'75
BDennis Meyer, '68-'71
BRoy Painter, '73-'76
BJoe Hollimon, '71-'74
BDick Ritchey, '64-'67
PDan Mullen, '72-'75

Top Player

Bill Bergey, LB, '65-'68

Top Coach

Bennie Ellender, '63-'70
(tie) Bill Davidson, '71-'76

Top Game

29-10 win over Memphis St., 1975

Top Season

Perfect 11-0 in 1975

Greatest Moment

Joe Duren's game-winning 56-yard FG against McNeese St., '74

1980'S ALL-DECADE TEAM

(As selected by the coaching staff)

Offense

SEFred Barnett, 1986-89
TERay Brown, 1983-85
OTKenneth Nelson, 1986-89
OTMike Ray, 1987-89
OGRandy Barnhill, 1984-86
OGFarrell Wilson, 1980-84
CJim Wiseman, 1984-87
QBDwane Brown, 1984-87
FBRickey Jemison, 1983-86
RBDennis Forrest, 1986-89
RBMaurice Carthon, 1979-82

Defense

DLCharlie Fredrick, 1984-87

DLCarter Ray Crawford, 1984-85
DLMichael Cline, 1983-85
DLMarvin Neloms, 1983-86
LBStacy Price, 1981-85
LBOscar Willis, 1984-85
LBAnthony Withers, 1983-86
DBGreg Lee, 1984-87
DBElbert Shelley, 1983-86
DBTim Smiley, 1986-88
DBVincent Barnett, 1985-86

Specialists

PKScott Roper, 1986-87
PBruce Gartman, 1980-82
RSKeith Weaver, 1981-84

POST-SEASON ALL STARS

Senior Bowl (Mobile, Alabama)

2015Darion Griswold (TE)
2011Demario Davis (LB)
2009Alex Carrington (DE)
1980Gene Bradley (QB)
1977T.J. Humphreys (OG)
1976Ken Jones (OG)
1971Wayne Dorton (OG)
1968Bill Bergey (LB)

North-South Shrine (Pontiac, Mich.)

1976T.J. Humphreys (OG)

North-South Shrine Game (Miami, Fla.)

1973Vince Ancell (DB)
1971James Hamilton (QB)
1969Clovis Swinney (DB)
1968Bill Bergey (LB)

Blue-Gray Classic (Montgomery, Ala.)

2004Corey Williams (DT)
Jon Bradley (DT)
1996Corey Walker (RB)
1989Fred Barnett (WR)
1976Robert Speer (DE)
1976Roy Painter (DB)
1974Steve Burks (QB)
1948Harry Larche (T)

Inta Juice North-South All-Star Classic

2006Oren O'Neal (FB)

College All-Star Game (Chicago, Ill.)

1976Ken Jones (OG-DE)
1975Stan Winfrey (FB)
1969Bill Bergey (LB)
<i>Coaches All-America Game (Lubbock, Texas)</i>	
1976Jerry Muckensturm (LB)
1975Stan Winfrey (FB)
1972Bill Phillips (OG-LB)

East-West Shrine (Palo Alto, Calif.)

2015David Johnson (TE)
2008David Johnson (TE)
1996Corey Walker (RB)
1985Michael Cline (DT)
1976Ken Jones (OG)

Lions' American Bowl (Tampa, Fla.)

1977T.J. Humphreys (OG)
1977Robert Speer (LB)
1976Jimmy Lisko (LB)

ARKANSAS STATE

GoDaddy Bowl 2012-15 | New Orleans Bowl 2015 | Cure Bowl 2016

BOWL GAMES
2016
2015
2014
2013
2012
2011
2005
1970
1969
1968
1954
1952 (2)
1951

Hula Bowl (Honolulu, Hawaii)
2007Tyrell Johnson (S)
2002Jonathan Adams (RB)
2001Robert Kilow (WR)
Canadian-American Bowl (Tampa, Fla.)
1978Hugh Crisp (C)
Martin Luther King Classic (San Jose, Calif.)
1990Fred Barnett (WR)
1990Tony Walton (OT)
TX vs. Nation All-Star Game (El Paso, TX)
2012Ryan Aplin
2012Don Jones
2012Taylor Stockemer
2009Josh Arauco
2009Marcus Brown
Players All-Star Classic (Little Rock, Ark.)
2011Brandon Joiner (MVP)
2011Kelcie McCray
2011Trey Outlaw
2011Jermaine Robertson
2011Dorvus Woods
Raycom College All-Star Classic (Montgomery, Ala.)
2011Brandon Joiner (MVP)

HOMECOMING MVP AWARD

(Given by Lambda Chi Alpha, Selected by Media)
1992.....Jerrold Seymore (offense)
Cedric Buckley (defense)
1987Scott Roper (offense)
Kirk Russell (defense)
1986.....Dwane Brown (offense)
Fred Barnes (defense)
1985Rickey Jemison (offense)
Greg Lee (defense)
1984Rickey Jemison (offense)
Michael Cline (defense)
1980Tim Langford (offense)
Tim Allison (defense)
1979Lee Charles Wright (offense)
Ron Smith (defense)
1978Larry Lawrence (offense)
Wesley Williams (defense)
1977Gene Bradley (offense)
Ralph Kelly (defense)

AFCA NATIONAL COACH OF YEAR

1970Bennie Ellender (11-0-0)

NATIONAL ALL-INDEPENDENT TEAM

First Team
1996Maurice Harris, SS
Second Team
1996Lennie Johnson, WR
Third Team
1996Corey Walker, RB
1996Jeff Caldwell, PK

PLAYBOY'S ANSON MOUNT SCHOLAR-ATHLETE OF YEAR

Honorable Mention
1996Jeff Caldwell, PK

Playboy Magazine 'Best of the Rest'
1996Corey Walker, RB

FOOTBALL NEWS ALL-INDEPENDENT TEAM

1996Corey Walker, RS
1996Chappell Mitchell, CB
1996Gary Jackson, DE

BOB GRIESE'S COLLEGE FOOTBALL YEARBOOK ALL-INDEPENDENT TEAM

1996Corey Walker, RS
1995Kyle Richardson, Punter

ATHLON MAGAZINE "BEST OF THE REST"

1996Corey Walker, RB

NATIONAL CHAMPS.NET PRESEASON ALL-AMERICAN

2009Alex Carrington, DE
Reggie Arnold, RB
Josh Arauco, K
2007Tyrell Johnson, S
2006Tanner Jenkins, C

PRESEASON NEWCOMER OF THE YEAR

1995Maurice Thomas, WR

CBSSPORTSLINE.COM "WALKON OF THE YEAR"

2006Oren O'Neal

FWAA-FEDEX ORANGE BOWL COURAGE AWARD NOMINEE

2005Brandon Rollins, DT

GARY WITHROW AWARD

2016Jemar Clark
2015Colton Jackson
2014Alan Wright
2013Steven Haunga
2012Zack McKnight
2011Tom Castilaw
2010Sifa Etu
2009Derek Newton
2008Matt Mandich
2007Matt Mandich
2006Tanner Jenkins
2005Tanner Jenkins
2004Steven Gibbs
2003Kimani Jjones

STREET & SMITH'S PRESEASON ALL-AMERICA

2007Matt Mandich, OL
Koby McKinnon, LB
Tyrell Johnson, S
2006Tanner Jenkins, C
Tyrell Johnson, S

SUN BELT CONFERENCE 10-YEAR ANNIVERSARY TEAM

Josh Arauco, K (2006-09)
Alex Carrington, DE (2006-09)
Tyrell Johnson, S (2004-07)
Matt Mandich, OL (2005-08)

2014 A-STATE ALL-CENTENNIAL STATE STARTERS OFFENSE

QB: Ryan Aplin (2009-12)
RB: Richie Woit (1950-53)
OL: Ken Jones (1972-75)
FB: Maurice Carthon (1979-82)
TE: Ray Brown (1983-85)
C: Dan Buckley (1966-69)
WR: Fred Barnett (1986-89)
WR: JD McKissic (2012-current)

DEFENSE

DL: Clovis Swinney (1967-69)
DL: Carter Ray Crawford (1984-85)
DL: Marvin Neloms (1983-86)
DL: Alex Carrington (2006-09)
LB: Bill Bergey (1965-68)
LB: Jerry Muckensturm (1972-75)
LB: Demario Davis (2008-11)
LB: Carlos Emmons (1992-95)
DB: Dennis Meyer (1968-71)
DB: Tyrell Johnson (2004-07)
DB: Elbert Shelley (1983-86)
DB: Greg Lee (1984-87)

SPECIAL TEAMS

Utility: Jimmy Lisko (1972-75)
RS: Terry Whiting (1968-71)
Kicker: Brian Davis (2010-13)
Punter: Joe Slayton (1976-79)
HEAD COACH: Larry Laceywell

HONORS AND AWARDS | 135

ARKANSAS STATE

Sun Belt Conference Champions | 2011 | 2012 | 2013 | 2015 | 2016

SUN BELT

2016

First Team: Jemar Clark (OL), Chris Odum (DE), JaVon Rolland-Jones (DE), Money Hunter (DB)

Second Team: Blake Mack (TE), Colton Jackson (OL), Xavier Woodson-Luster (LB), Cody Brown (DB), Justin Clifton (DB), Blaise Taylor (RS), Warren Wand (AP)

Honorable Mention: Justice Hansen (QB), Chris Humes (DB), Waylon Roberson (DL), Kendall Sanders (WR)

Newcomer Team: Kyle Wilson

2015

First Team: Jemar Clark (OL), Colton Jackson (OL), JaVon Rolland-Jones (DE), Rocky Hayes (DB), J.D. McKissic (AP)

Second Team: Fredi Knighten (QB), Michael Gordon (RB), Tres Houston (WR), J.D. McKissic (WR), Chris Stone (DE), Xavier Woodson-Luster (LB), Cody Brown (DB)

Honorable Mention: Darion Griswold (TE), Khari Lain (LB), Robert Mondie (DL), Dijon Paschal (WR)

Newcomer Team: Warren Wand (RB)

2014

First Team: Artez Brown (CB), Fredi Knighten (QB), Qushaun Lee (LB)

Second Team: Michael Gordon (RB), JaVon Rolland-Jones (DE), Blaise Taylor (RS)

Honorable Mention: Tres Houston (WR), Chris Stone (DE), Andrew Tryon (CB), Xavier Woodson (LB)

Newcomer Team: Dijon Paschal (WR)

2013

First Team: J.D. McKissic (WR), Ryan Carrethers (DL), Qushaun Lee (LB), Brian Davis (K), J.D. McKissic (AP)

Second Team: Michael Gordon (RB), Darion Griswold (TE), Bryce Giddens (OL), Steven Haunga (OL), Rocky Hayes (CB), Sterling Young (S), McKissic (RS)

Honorable Mention: Adam Kennedy (QB), Chris Stone (DE)

2012

First Team: Ryan Aplin (QB), David Oku (RB), Zack McKnight (OL), Ryan Carrethers (DL), Nathan Herrold (LB)

Second Team: J.D. McKissic (WR), Tim Starson (DE), Brian Davis (K)

Honorable Mention: Qushaun Lee (LB), Taylor Stockemer (WR)

2011

First Team: Ryan Aplin (QB), Dwayne Frampton (WR), Tom Castilaw (OL), Brandon Joiner (DE), Demario Davis (LB), Darryl Feemster (DB), Kelcie McCray (DB)

Second Team: Josh Jarboe (WR), Delano Moore (OL), Dorvus Woods (DL), Nathan Herrold (LB), Darron Edwards

(DB), Dwayne Frampton (AP)

Honorable Mention: Taylor Stockemer (WR), Nelly Sullivent (P)

2010

First Team: Ryan Aplin (QB), Derek Newton (OL), Bryan Hall (DL), Demario Davis (LB), M.D. Jennings (DB)

Second Team: Tom Castilaw (OL), Sifa Etu (OL), Dorvus Woods (DL), Javon McKinnon (LB)

Honorable Mention: Dwayne Frampton (WR), Allen Muse (WR)

2009

First Team: Alex Carrington (DE)

Second Team: Derek Newton (OL), Bryan Hall (DL), Josh Arauco (K)

Honorable Mention: Corey Leonard (QB), Daylan Walker (DB)

2008

First Team: Josh Arauco (K), Reggie Arnold (RB), Alex Carrington (DE), Matt Mandich (OL)

Second Team: Corey Leonard (QB), David Johnson (TE), Mark Clemons (OL), Ben Owens (LB), Kevin Jones (WR/RS)

Honorable Mention: J.T. Jordan (TE), Dominique Williams (CB)

2007

First Team: Khayyam Burns (S), Tyrell Johnson (S), Matt Mandich (OL)

Second Team: Reggie Arnold (RB), Levi Dejohnette (WR), Koby McKinnon (LB), Brett Shrable (P)

Honorable Mention: Alex Carrington (DE), Corey Leonard (QB)

2006

First Team: Tanner Jenkins (OL), Tyrell Johnson (S)

Second Team: Reggie Arnold (RB), Khayyam Burns (S), Jamarrow James (DL), Matt Mandich (OL), Koby McKinnon (LB), Devrett Wade (LB)

Honorable Mention: Jonathan Najm (DE), Oren O'Neal (FB)

2005

First Team: Antonio Warren (RB), Tanner Jenkins (OL), Myron Anderson (DL), Tyrell Johnson (SS), Eric Neihouse (PK)

Second Team: Matt Mandich (OL), Devrett Wade (LB), James Johnson (CB and RS)

Honorable Mention: Nick Noce (QB), Khayyam Burns (FS)

2004

First Team: Steven Gibbs (OL), Josh Williams (LB)

Second Team: Antonio Warren (RB), Tyrell Johnson (S)

2003

First Team: Jon Bradley (DL), Johnathan Burke, (CB), Les Echols (LB), Kimani

Jones (OL)

Second Team: Corey Williams (DL)

2002

First Team: Danny Smith (RB), Garry Johnson (OL), Jon Bradley (DL), Corey Williams (DL), James Hickenbotham (Return Specialist)

Second Team: John Crossley (OL), Chuck Allen (DB), Jonathan Burke (DB), Les Echols (LB)

2001

First Team: James Hickenbotham (Return Specialist and All-Purpose Player), Garry Johnson (OL)

Second Team: Jonathan Adams (RB), Jon Bradley (DL), Jerry Pegues (TE)

BIG WEST

2000

First Team: Robert Kilow (WR and Return Specialist), Garry Johnson (OL)

Hon. Mention: John Crossley (OL)

1999

First Team: Robert Kilow (WR and RS)

Second Team: Garry Johnson (OL), Lamont Zachery (RB), Ryan Smith (P)

Honorable Mention: Lance Miller (OL), Andy Henault (LB), LeMarcus Harris (LB), Sean Mitchell (FS), Hanis Bowens (CB)

1995

First Team: Kyle Richardson (Punter), Corey Walker (Return Specialist)

Second Team: Carlos Emmons (DE)

Hon. Mention: Corey Walker (RB)

1994

Honorable Mention: Corey Walker (RB), Carlo White (DT), Kyle Richardson (Punter), Clark Watkins (S)

1993

First Team: Ed Rufus (NG), Marquis Williams (RB)

Second Team: Jeff Caldwell (K)

SOUTHLAND

1986

First Team: Randy Barnhill (OG), Jim Wiseman (C), John Suskie (OT), Dwane Brown (QB), Rickey Jemison (FB), Scott Roper (Kicker), Marvin Neloms (DE), Charlie Fredrick (NG), Fred Barnes (DT), Greg Lee (CB), Michael Adams (CB), Vincent Barnett (FS)

1985

First Team: Carter Ray Crawford (NG), Michael Cline (DT), Marvin Neloms (DE), Greg Lee (CB), Randy Barnhill (OG), Ray Brown (OT), Rickey Jemison (FB)

Second Team: Ray Brown (TE), Cazzy Francis (WR), Stacy Price (LB), Jerome Sims (CB), Stacy Gore (P), Vincent Bar-

ARKANSAS STATE

GoDaddy Bowl 2012-15 New Orleans Bowl 2015 Cure Bowl 2016

BOWL
GAMES

2016
2015
2014
2013
2012
2011
2005
1970
1969
1968
1954
1952 (2)
1951

nett (S)
Honorable Mention: Dwane Brown (QB), Oscar Willis (LB), Elbert Shelley (DB)

1984

First Team: Ed Troutt (C), Farrell Wilson (OT), Randy Barnhill (OG), Michael Cline (DT), Marvin Neloms (DE)

Second Team: Ray Brown (TE), Rickey Jamison (RB), Carter Ray Crawford (NG), Stacy Price (LB)

Honorable Mention: Billy Ray Bowers (DB), I.J. Chapman (DB), Judious Lewis (WR), Jerome Sims (DB)

1983

First Team: Jerome Sims (CB)
Second Team: Tommy Walker (OG), Berry King (OG), Price Gardner (OT), Tim Langford (QB), Dwane Pittman (RB)

1982

First Team: Mike Morris (LB), Bruce Gartman (Punter), Rick Fishback (CB)

Second Team: Berry King (OG), Price Gardner (OT), Maurice Carthon (RB), Waddell Kelly (RA)

1981

First Team: Maurice Carthon (FB), Mike Morris (LB), Leveren Tillman (DT)

Second Team: Ken Armbrust (OG), Tommy Walker (OG), Paul Gilbow (OT), John McCaughey (C), Thomas Johnson (NG), Tim Allison (SS)

1980

First Team: Bruce Gartman (Punter)
Second Team: John McCaughey (OL)

1979

First Team: Jerry Castor (OT), Ron Smith (LB)

Second Team: Casey Phillips (OL), Glen Koenig (DL), James Harris (DB)

1978

First Team: Larry Lawrence (RB), Danny Garrison (TE), Jerry Castor (OT), Wesley Williams (LB), Keith Cox (NG), Joe Slayton (Punter), Doug Dobbs (Kicker)

Second Team: Danny Cook (OL), John McCaughey (OL), Casey Phillips (OL), Dikki Dyson (WR), Freddie Lisko (DL), Ron Smith (LB), Greg Lawrence (DB), Jerry McKenna (DB)

1977

First Team: Hugh Crisp (C), Butch Cook (OG)

Second Team: Bobby Earwood (OL), Danny Cook (OL), Dikki Dyson (WR), Joe Griffin (RB), Doug Dobbs (PK), Freddie Lisko (DL), Ralph Kelly (LB), Greg Lawrence (DB), Jerry McKenna (DB), Joe Slayton (Punter)

1976

First Team: T.J. Humphreys (OG), Joel Mullins (OT), Leroy Harris (FB), Robert Speer (DE), Roy Painter (DB)

Second Team: Hugh Crisp (OL), Bill Muzik (DL)

1975

First Team: Ken Jones (OG), T.J. Humphreys (OG), David Hines (QB), Dennis Bolden (RB), Leroy Harris (FB), Dan Mullen (Punter), Robert Speer (DE), Jimmy Lisko (DE), Dick Dixon (DT), Eddie Morgan (DT), Jerry Muckensturm (LB), Mike Malham (LB), Lloyd Walls (CB)

Second Team: Joel Mullins (OL), Hugh Crisp (OL), David Luter (OL), Bill Muzik (DL), Sylvester Loving (DL), John Lorick (DB), Terry Kinsworthy (S)

1974

First Team: John Manatt (OG), Stan Winfrey (FB), Willie Harris (TB), Mike Malham (LB), Dick Dixon (DT)

Second Team: Ken Jones (OL), Andy Haney (OL), Jimmy Wicks (WR), Joe Duren (K), Robert Speer (DE), Eddie Morgan (DL)

1973

First Team: Doug Lowrey (OG), Jerry Reiman (OG), Jaime Klipsch (TE), David Mitchell (RB)

Second Team: John Manatt (OT), Willie Harris (RB), Mike Malham (LB), Roy Painter (DB), Vince Ancell (DB)

1972

First Team: Ken Jones (DT), Dave Muckensturm (DE), Steve Burks (Punter)
Second Team: Doug Lowery (OG), Stan Winfrey (RB), David Hines (DB)

Honorable Mention: Jerry Reiman (OG), Steve Burks (QB), Jerry Muckensturm (LB)

1971

First Team: James Hamilton (Punter), Calvin Harrell (RB), Steve Lockhart (TE), Wayne Dorton (OG), Joe Duren (Kicker), Dennis Meyer (DB), Dave Muckensturm (DE), Butch Murray (LB)

Second Team: James Hamilton (QB), Cleve Barfield (DT), Richard Nicholson (LB), Donnie Beshears (DB), Terry Whiting (DB)

Honorable Mention: Jerry Reiman (T), Scott Foster (OG), Doug Lowery (C), Steve Burks (WR), Mark Cates (DE), Craig Johnson (DB)

1970

First Team: Steve Lockhart (TE), Bill Phillips (OG), Calvin Harrell (RB), Chet Douthit (WR), Bobby Gentry (Kicker), Dave Muckensturm (DE), Gary Cleve (LB), Dennis Meyer (DB)

Honorable Mention: James Hamilton (QB), Johnny Carr (RB), Tom Johnson

(E), Steve Goddard (T), Dave Ruebsam (T), Wayne Dorton (OG), Tom Flanagan (C), Rick Bone (DE), Cleve Barfield (DT), Chris Millwee (DT), Walt Fisher (LB), Donnie Beshears (DB), Terry Whiting (DB), Craig Johnson (DB)

1969

First Team: Bill Phillips (OG), Calvin Harrell (RB), Marshall Walls (FB), Dan Buckley (C), Jack Smith (OT), David Walls (LB), Clovis Swinney (DT), Donnie Beshears (DB)

Honorable Mention: James Hamilton (QB), Virgil Peyton (FL), Steve Lockhart (TE), Eugene Thoompson (T), Wayne Dorton (OG), Mike Everett (K-DE), Charles Hinrichs (DE), Ken Bennett (DT), Gary Cleve (LB), Orley Massena (B), Dennis Meyer (DB)

1968

First Team: Jack Smith (OT), Dan Buckley (C), Frank McGuigan (RB), Bill Bergey (LB), Clovis Swinney (DT), Gary Crane (DE), Steve Struble (DB)

Honorable Mention: Virgil Peyton (E), Manuel Montes (OG), Don DeMaine (OT), Ken Bennett (DT), Charles Hinrichs (DT), David Walls (LB), Kevin McClelland (B)

1967

First Team: Ron Worthen (C), Bill Bergey (LB), Clovis Swinney (DT), Dick Ritchey (DB), Kevn McClelland (P)

Honorable Mention: Jerald Jumper (WR), Tim Keane (QB), Steve Gankiewicz (DL), Tom Sain (LB)

1966

First Team: Gerald Jumper (SE), Ron Worthen (C), Terry Gwin (RB), Dick Ritchey (DB)

Honorable Mention: Tim Keane (QB), Steve Gankiewicz (DL), Steve Puryear (DE), Truman Moore (LB), Bill Bergey (LB)

1965

First Team: Dan Summers (OG), H.K. Reeves (DT), Mike Berta (LB), Dick Ritchey (DE)

Honorable Mention: Bill Pagano (E), Harold Noe (C), Tommy Reese (HB), Eddie Rickus (FB)

1964

First Team: Bill Pagano (DE), Dan Summers (OG)

Second Team: H.K. Reeves (T), Tommy Reese (RB), Eddie Rickus (FB), Harold Wallin (FB)

Honorable Mention: Aaron White (T), Mike Berta (C), Dutch Noe (C), Gary Everett (RB), Shelby Lee (RB), Bill Berry (RB)

ALL-CONFERENCE PLAYERS | 137

RED WOLVES FOOTBALL

A State RedWolves.com

ARKANSAS STATE

Sun Belt Conference Champions | 2011 | 2012 | 2013 | 2015 | 2016

2016
2015
2013
2012
2011
1986
1985
1978
1975
1970
1969
1968

A

Abels, Carlton '48
 Abby, Zelos '03 '04
 Abston, Carver '76 '77 '78
 Accord, Larry '48
 Acklin, L.J. '38
 Adams, Bill '35 '36
 Adams, Buddy '75 '76 '77
 Adams, Jonathan '98 '99 '00 '01
 Adams, LeUndo '03
 Adams, Marcus '09
 Adams, Michael '08, '09
 Adams, Mike '85 '86
 Adams, Tye '41
 Adkins, James '45 '46
 Ajjigbeda, Segun '97 '98 '99 '00
 Albright, LaAngelo '10 '11 '12 '13
 Alexander, Charles 2014
 Alexander, Lavell '96 '97
 Alexander, Mike '01 '02
 Alexander, Rodney '91 '92
 Allan, Walter '36
 Allcorn, Jason '96 '97 '98
 Allen, Brian '90 '91
 Allen, Chuck '01 '02
 Allen, Eric '09 '10 '11 '12
 Allen, Rodney '95 '97
 Allen, Ronnie A. '50 '51 '52
 Allen, Ronnie G. '62
 Allen, Will '84
 Alley, Jacob '78
 Allison, John '01 '02
 Allison, Tim '78 '79 '80 '81
 Allsopp, W.C. '13 '14 '15
 Alton, Lloyd '51
 Alvares, Daniel '96 '97
 Alvin, Duane '98 '99
 Ancell, Vincent '71 '72 '73
 Anderson, Brian '12
 Anderson, Geoffrey '2013
 Anderson, Myron '02 '03 '04 '05
 Andrews, Bob '50
 Anthony, J.C. '55 '56
 Aplin, Ryan '09 '10 '11 '12
 Appleby, Bob '46 '48
 Arant, Jerry '57 '58 '59 '60
 Arauco, Josh '06, '07, '08, '09
 Armbrust, Ken '78 '79 '80 '81
 Armenio, Joe '52 '53 '54 '55
 Arment, Bill '49 '50 '51 '52
 Armstrong, Tyrone '99 '00
 Arnold, Darrell '55 '56
 Arnold, Gilbert '58 '59 '60 '61
 Arnold, Reggie '06, '07, '08, '09
 Arritt, Frank '01 '02 '03
 Atchley, Tim '80
 Aufderheide, Mark '73
 Austin, Derrick '93 '94 '95
 Austin, Kirby '80 '81
 Austin, Pel '47 '49
 Austin, Sam '58 '59
 Austin, Shederick '09

B

Baber, L.C. '22
 Bacchus, Joseph 2015, '16
 Bailey, Billy Joe '63 '64 '65
 Bailey, Gerald '86 '87
 Bailey, Michael '98 '99
 Bailey, Robert '98
 Baine, Cecil '23 '24
 Baker, Darrell '93 '95 '96
 Baker, Eugene '41
 Baker, Scott '91 '92
 Ballew, Richard '40 '45
 Baltensperger, Matt '10
 Banks, King '11
 Baranka, Frank '51
 Barbour, Earl '49 '50
 Barfield, Cleveland '69 '70 '71 '72
 Barfield, Curtis '00 '01 '02 '03
 Barlow, Bob '69 '70
 Barnes, Fredrick '83 '84 '85 '86
 Barnes, Hugh '54
 Barnett, Don '78
 Barnett, Fred '86 '87 '88 '89
 Barnett, Vincent '85 '86
 Barnhill, Brock 2012 '13 '14
 Barnhill, Randy '84 '85 '86
 Barrow, Fred '88 '89
 Baser, Rubal '45
 Basset, Flunney '35
 Bates, Graham '08 '09 '10 '11
 Bayless, Omar 2016
 Beall, Billy '41
 Beasley, Erven '80 '81 '82 '83
 Bearden, John '48 '49
 Beason, Michael '90 '91 '92 '93
 Beavers, Linton '92 '93 '95
 Beck, Bruce '08
 Beckinger, William '51 '52
 Behnen, Henry '69 '70
 Belgas, Harry '33
 Bell, Jhamahl 2015
 Bell, Sammy '92 '93
 Bellville, Kelly '23 '24
 Bennett, Jason '93 '94 '95
 Bennett, Ken '67 '68 '69
 Bennett, Marty '82 '83
 Bennett, Paul '85
 Benson, George '15 '16 '17
 Benson, Luke '23 '24 '25
 Benson, Russell '17 '20 '21
 Bentley, Alfred '59 '60
 Berg, Brandon 2015, '16
 Bergey, Bill '65 '66 '67 '68
 Bernard, Bill '11
 Berry, Bill '61 '62 '63 '64
 Berry, Bryant '00 '01 '02 '03
 Berta, Michael '62 '63 '64 '65
 Beshears, Donnie '68 '69 '70 '71
 Beville, Mike '76
 Billings, James '56 '57 '58
 Birdwell, Patrick '97 '98
 Birdwell, Justin '96
 Birse, Cameron 2014, '15
 Bishop, O. Lee '41
 Blackford, Joel '20 '21

Blackmon, Dexter 2012 '13 '14
 Blagg, Tom '52 '53 '55
 Blake, Jeff '07 '08 '09 '10
 Blake, Lyvell '88 '89
 Blalack, Kearney '70 '71 '72
 Blanchett, Denishio '96 '97 '98 '99
 Block, Doug '83 '84 '85 '86
 Blohowski, Jeremy '93 '94
 Blue, Bob '47
 Boatright, Bo '98
 Bodenstien, Travis 2013 '14
 Boenninghausen, Art '72
 Bogan, Raymond '29 '33
 Bolden, Dennis '75 '76
 Boldt, Ed '49 '50 '51 '52
 Bolton, Brad '89
 Bolton, Everett '39 '40 '46 '47
 Bonds, Andre '92 '93
 Bonds, Curtis '04 '05 '06, '07
 Bone, Rick '69 '70 '71
 Bonner, Dee '48 '49 '50
 Bonner, Larry '73
 Booker, Christian 2016
 Boone, Andy '87
 Bounds, Neil '01
 Boone, Frederick '89 '91
 Boutwell, Lloyd '65
 Bowers, Corey '96 '97
 Bowers, Hanis '99 '00
 Bowers, Billy '81 '82 '83 '84
 Bowers, Den '56 '57
 Bowers, Joe '25
 Bowman, Anthony '93
 Bowman, Joe '51
 Boyd, Fred '13
 Boyd, Jason '02 '03
 Boyd, Jordan '81 '82
 Boyd, William 2012, '13 '14
 Bracey, Shermar '03 '04 '05
 Bradley, Gene '76 '77 '78 '79
 Bradley, Jon '00 '01 '02 '03
 Bramlett, Charles '54 '55 '56
 Branch, Jim Bob '88
 Brazile, Kevin '95 '96 '97 '98
 Breckenridge, John '35 '36 '37
 Brewer, Dennis '75
 Brittingham, Steve '98
 Broady, Bryant '92
 Brockman, Brandon 2015, '16
 Brooks, Mike '01 '02 '03 '04
 Brown, Andre '97
 Brown, Artez 2011 '12 '13 '14
 Brown, Cody '04 '05
 Brown, Cody 2015, '16
 Brown, Darveon 2016
 Brown, Dave '75
 Brown, Dwane '84 '85 '86 '87
 Brown, Elroy '80 '81 '82 '83
 Brown, Elroy '08 '09 '10 '11
 Brown, Evers '89 '90
 Brown, James '88 '89
 Brown, Lewis '82 '84 '85
 Brown, Marcus '06, '08, '09
 Brown, Preston '07
 Brown, Ray '83 '84 '85

Brown, Scott '91 '93
 Brumfield, Nick '99 '00
 Bryant, Steve '70 '71 '72
 Buchanan, Toler '34
 Buckley, Cedric '91 '92
 Buckley, Dan '66 '67 '68 '69
 Buckley, Darius 2012 '13 '14
 Budak, Mike '82 '83 '84 '85
 Buford, George '15 '16 '17
 Bullard, Kendrick '90 '91 '92
 Bumgardner, George '15
 Burdick, Sean '96 '98
 Burgess, Douglas '59
 Burk, Emmett '38
 Burk, T.J. '08, '09
 Burke, Jonathan '02 '03
 Burks, Steve '71 '72 '73 '74
 Burnett, Johnnie '27 '28 '29
 Burns, Denny '66 '67
 Burns, Jack '59 '60 '61 '62
 Burns, Joe '11
 Burns, Khayyam '04 '05 '06 '07
 Burton, Gary '81 '82 '83 '84
 Burton, Manuel '02 '03 '04 '05
 Busby, Ivan '36 '37 '38
 Butler, Hal '77 '78
 Butterfield, Phillip '10 '12 '13
 Buttry, Altus '31 '32 '33
 Byner, Brandon 2014, '15, '16
 Byrd, Najel '09 '10 '11
 Byrd, Oscar '24 '25 '26 '27

C

Caffey, Ken '90 '91
 Caldwell, Bill '57 '58 '59
 Caldwell, Jeff '93 '94 '95 '96
 Caldwell, Steve '76 '77
 Caldwell, Tancil '38 '39
 Caldwell, Maxie '68
 Callahan, Carter '10
 Callahan, Harold '39 '40
 Cameron, Allen '51 '52
 Campbell, Jacob '10 '11 '12 '13
 Camp, Anthony '02 '03
 Canale, Thomas '94
 Canter, John '29 '34
 Cantrell, Hugh '29 '30
 Cantrell, Travis '72 '73 '74 '75
 Caplinger, Bryan '63 '64 '65 '66
 Carbonell, Javier 2016
 Card, Jason 2012 '13
 Carmack, Glynn '56 '57
 Carpenter, Dale '91 '93
 Carpenter, Terry '73
 Carr, Johnnie '69 '70 '71
 Carrethers, Ryan '10 '11 '12 '13
 Carrington, Alex '06 '07, '08, '09
 Carson, Steve '84
 Carter, Bill '32 '33
 Carter, Curtis '16 '17
 Carter, Doug '04
 Carthon, Maurice '79 '80 '81 '82
 Casey, Pat '68
 Castilaw, Tom '08 '09 '10 '11
 Caston, Caleb 2014, '15, '16

ARKANSAS STATE

GoDaddy Bowl 2012-15 | New Orleans Bowl 2015 | Cure Bowl 2016

BOWL
GAMES

2016
2015
2014
2013
2012
2011
2005
1970
1969
1968
1954
1952⁽²⁾
1951

Castor, Jerry '76 '77 '78 '79
Cates, Mark '70 '71 '72 '73
Catlin, Vernon '07, '08
Catrell, Orin '05
Chamber, Paul '34 '35 '36
Chambers, Tajhea 2016
Chambers, Tyler '06
Chandler, Hank '76 '77 '78
Chandler, Jarrod 2015, '16
Chandler, Joe '80 '81
Chapman, I.J. '83 '84
Chavis, Terrence '02 '03 '04
Chism, Chester '80 '81
Chism, John '87 '88 '89 '90
Christal, Mike '66
Chumler, '23
Chunn, George '62
Charramitaro, Brandon '07, '08
Cissell Howard '54 '55 '56 '57
Clark, Bill '48
Clark, Jemar 2013 '14, '15, '16
Clark, Mike '03
Clark, Spurgeon '11
Clark, Tommy '63 '64 '65
Clay, Curtis '78 '79 '80 '81
Cleary, Cornelius '96 '97
Clements, Taylor '08, '09
Clemons, Bobby '84
Clemons, Mark '07, '08
Cleve, Gary '67 '68 '69 '70
Clifton, David '63 '64 '65
Clifton, Justin 2015, '16
Clinard, Chris 2013
Cline, Michael '83 '84 '85
Cochran, Ralph '22
Cockrell, Sean '96 '97 '98
Coffee, John '58 '59 '60
Cole, B.F. '23
Coleman, Andre '89 '90 '92
Coleman, Charles '46
Coleman, Kyle 2011 '12 '13
Coleman, Mel '73
Collier, Bill '60
Collier, Chris '88 '89 '90
Collier, Roy '91 '92
Collins, John '30
Collins, Kelsey 2011 '12 '13
Collins, Richard '24
Connor, Emerson '13
Cook, Butch '76 '77
Cook, Danny '76 '77 '78 '79
Cooley, Reginald '98 '99
Cooley, Will Roy '60
Cooper, Anwar '97 '98 '99 '00
Cooper, David '82 '83
Cooper, Floyd '20 '21
Cooper, Jordan '09
Cooper, Raymond '89
Cooper, Tim '78
Cope, Wayne '92 '93
Copeland, Austin 2014, '15
Corcoran, Ed '49 '50 '51
Cothern, Bill '28 '29
Cotton, Kishan '97 '98 '99 '00
Couch, Alastair '94 '97

Covington, Andre '01
Covington, Johnny '92 '93 '94 '95
Covington, Vernon '31 '32
Cox, Billy Joe '60 '61
Cox, Brandon 2014
Cox, Keith '77 '78
Cox, Kelvin '03 '04 '05 '06
Cox, Mike '02 '03
Crader, Chad '98
Craig, Harry '23
Crane, Gary '67 '68
Crawford, Carter Ray '84 '85
Crider, Heath '89
Crisp, Hugh '74 '75 '76 '77
Crittenden, Bruce '71
Crocker, Brandon '01 '02
Crocker, Wayne '68 '69
Crockett, Matt '01
Crockett, Stacy '91 '92 '93 '94
Crook, Charles '82
Crone, Ernie '49 '50
Cross, Doyle '72 '73 '74 '75
Crossley, John '99 '00 '02
Crossley, Terry '86
Crump, Clarence '20
Culp, Tommy '34 '35
Culpepper, Ray '76 '77 '78 '79
Cunningham, George '34 '35
Cunningham, Leon '94 '95

D

Daley, Foot '87 '88
Dallas, Billy '46
Daniels, Bill '51 '52 '53
Daniels, Kendrick 2013
Daniels, Kenneth '34
Danner, Lem '22 '23 '25
Darby, Jake '61 '62 '63
Darby, Perry '87 '88
Davenport, Mark '95
Davidson, Bill '54 '55 '56
Davidson, Billy '77 '78
Davis, Brad '91 '92 '93 '94
Davis, Brad '96
Davis, Brian '10 '11 '12 '13
Davis, Buddy '41
Davis, Cameron 2016
Davis, Demario '08 '09 '10 '11
Davis, Demond '97
Davis, Joey '75 '76
Davis, Lewis '88 '89
Davis, Maci '99 '00
Davis, Michael '83 '84 '85 '86
Davis, Roy '55 '56
Davis, Tommy '58 '59
Davis, Zach '12
Day, Chet '77 '78
Dayton, Putzer '87 '89
Dean, Carderious '2014
Dean, Derek '88 '89 '90
Dejohette, Levi '04 '05 '06 '07
Delap, Charlie '82
DeMaine, Don '67 '68
Denbow, Darrin '94
Denison, Blake '90 '91 '92 '93

Dent, Brad '82 '83 '84 '85
Detrick, Hal '39 '40
Dew, Ben '96
Dickey, John '46 '47
Dickson, DeSoto '92 '94
Dillon, Edgar '25 '26 '27
Dinges, Jim '51
Ditsler, Don '40
Dixon, Dick '72 '73 '74 '75
Dixon, Russell '27
Doane, Keith '47 '48 '49
Dobbs, Doug '76 '77 '78 '79
Dockery, Cord '90 '91 '93
Dollarhide, Jack '90 '91 '92
Donham, Charlie '73 '74 '75 '76
Dorton, Wayne '68 '69 '70 '71
Douglas, Marlon '07
Douthitt, Chet '69 '70
Downing, Mike '75 '76
Downs, Robert '31 '32
Downs, Rodney '67 '68 '69
Draper, Amos '10 '11 '12 '13
Dreher, Ferdinand '28 '29
Driscoll, Josh '01 '02
Droke, J.C. '52
Ducking, Travis '97 '98 '99 '00
Dumas, Clyde '82 '83
Dunaway, Darius '73 '11 '12 '13
Dunbar, Terrence '03
Duncan, Jason '05
Duncan, Jesse '98 '00 '01 '02
Dunn, Donald '54 '56
Dunn, Kevin '79 '80 '81 '82
Dunnick, Byron '81 '82 '83 '84
Dunston, Don '60 '61 '62
Duren, Joe '71 '72 '73 '74
Dyson, Dikki '77 '78
Dyson, Raymond '88

E

Eads, Britt '90 '91
Earwood, Bobby '75 '76 '77 '78
Easley, Chris '03 '05 '07
Easley, Earl '84 '86 '87 '88
East, Stephen '83 '84 '85
Echols, Les '00 '01 '02 '03
Echols-Luper, Cam 2016
Edmonds, B.J. 2016
Edwards, Chester '24
Edwards, Darron '10 '11
Edwards, Don '88 '89
Eichenberger, Zach '05 '06 '07, '08
Eickmeyer, Ray '50 '51 '52 '53
Elder, Raymond '14
Elgin, Andrew '84 '85 '86
Elk, Jim '59
Ellington, Grayson '29
Elliott, Gary '66 '68
Elliott, Troy 2016
Ellis, Elias '05 '06
Ellis-Brewer, Trent 2016
Elmore, Larry '72 '73 '74
Emfinger, Nick '06
Emmons, Carlos '92 '93 '94 '95
Eoff, Homer '55

Ervin, Bill '57
Escobar, Frank '96
Eskeridge, Bill '45
Etu, Sifa '09 '10
Eustace, Ryan 2014, '15, '16
Evans, Brian '09
Evans, Chad '97 '98
Evans, John '11
Everett, Gary '61 '63 '64
Everett, Jack '60 '61
Everett, Mike '66 '67 '68 '69
Everett, Reggie '01 '02 '03

F

Famiglietti, Dick '62 '64
Farella, Frank '54 '55 '56 '57
Farley, Frank '11
Fears, Joe '88 '89
Feemster, Darryl '10 '11
Fender, Vana '24
Ferralasco, Robert '46
Ferguson, James '28 '29
Ferguson, Luke 2012 '13 '14 '15
Fields, Jeff '89 '90
Files, Josh '85
Finley, Bill '45
Fishback, Rick '81 '82
Fisher, Roger '37
Fisher, Walter '69 '70
Fitch, Curtis '92
Flagg, Brian '04 '05 '07 '08
Flanagan, Tom '68 '69 '70
Fleming, R.J. '10 '11 '12 '13
Fletcher, John '17
Flewellen, Christian 2013
Flynn, James '71 '72 '73 '74
Fogle, Roy '49 '50
Folsom-Hill, Schan '89
Foncham, Damon 2016
Fontenot, Jamal 2016
Ford, Dalton 2016
Ford, Grady '25
Forrest, Dennis '86 '87 '88 '89
Foster, Scott '70 '71 '72
Fouls, Tommy '74 '75 '76 '77
Fowler, Farron '03 '04
Frampton, Dwayne '10 '11
Francis, Cazzy '84 '85 '86
Frazier, Roland '13
Fredrick, Charlie '84 '85 '86 '87
Freeman, Tarsh '92 '93 '94 '95
Freeman, Zoe '93 '94 '95
French, Carroll '22 '25 '26 '27
Elder, Lynn '36
Frisella, Scott '92
Frohbieter, Todd '95 '96 '97
Fuller, Terrance '98 '99 '00 '01
Futrell, Cory '97

G

Galindo, Kevin '11 '12
Gallagher, Ben 2015, '16
Gambill, Billy '46
Gamlin, Stefan '94 '95
Gandy, John 2012 '13

ALL-TIME LETTERMEN | 139

RED WOLVES FOOTBALL

A State Red Wolves.com

ARKANSAS STATE

Sun Belt Conference Champions 2011 2012 2013 2015 2016

2016
2015
2013
2012
2011
1986
1985
1978
1975
1970
1969
1968

Gankiewicz, Steve '65 '66 '67
Gardner, Deotis '92
Gardner, Price '80 '81 '82 '83
Garner, Don '51 '56
Garner, John '91
Garrett, Cyril '39
Garrett, Jemale '07 '08
Garris, Pete '65 '66 '67 '68
Garrison, Danny '75 '76 '77 '78
Gartman, Bruce '80 '81 '82
Gaskin, Charles 2014
Gaston, Adam '07 '08 '09 '10
Gaston, Bobby '83 '84
Gatlin, Jim '70 '71
Gatto, Nick '99 '00
Gauthreaux, Bryan '01 '02 '03 '04
Gebert, Ralph '49 '50 '51 '52
Gentry, Bob '70
Gericke, Dean '10
Germany, Reginald '51
Gerring, Russ '47
Gibbs, Charles '56 '57
Gibbs, Hugh '59
Gibbs, Steven '01 '02 '03 '04
Gibson, Bill '45
Gibson, Jeremy '08 '09 '10 '11
Gibson, Mark '91 '92
Giddens, Bryce 2012 '13
Gilbow, Paul '78 '79 '80 '81
Gill, Page '06 '08
Gillott, Trevor '06 '07 '08 '09
Ginder, Bobby '97 '98 '99
Girley, Charleston 2012 '13 '14 '15
Glasgow, Doyne '41
Gleghorn, Mike '83
Glenn, Dwaine '65 '66 '67
Glover, Darius '07 '08 '09 '10
Glover, George '36
Goad, Byron '23 '24 '25 '26
Goddard, Steve '68 '69 '70
Goldbert, Milford '51 '52 '53
Golden, Randy '72 '74 '75
Golleher, Mitch '73
Gooch, Jim '34 '35 '36
Goodman, Jack '60 '61
Goodman, Joe '70
Goodson, R.W. '58
Gordan, Michael 2012 '13 '14 '15
Gore, Clinton '61 '62
Gore, Stacy '83 '84 '85
Goss, Elbert '33
Grace, LeKeith '02 '03
Graff, Bill '72 '73 '74 '75
Graham, John '57 '58
Graham, William '91
Granata, Tom '75 '76 '77
Grandberry, William '01
Grant, Charles 2014 '15
Grant, Corey '92
Grant, Larry '92 '93
Grassmyer, Leon '54 '55 '56 '57
Graves, Marvin '31 '32 '33
Gray, Bob '55 '56 '57 '58
Green, Bruce '38 '39
Green, Gary '76

Green, Julian '09 '11
Green, Reggie '03 '04 '05 '06
Green, Sam '48 '49
Greene, Darrell '88
Greene, Byron '86
Greenleaf, Dedrick '94
Greenwald, Carl '48 '49 '51
Greve, Tyler 2011 '12 '13 '14
Grider, William '54
Griffin, Derrick '79 '80
Griffin, Jimbo '89 '90 '91 '92
Griffin, Joe '76 '77 '78
Grigory, Bill '55
Grigsby, Zach '02
Grisham, Mark '83
Griswold, Darion 2012 '13 '14 '15
Grosse, Vernon '50 '51
Guice, Rex '57
Gunn, David '59 '60 '61
Gwin, Terry '65 '66

H

Hagaman, Marvin '59 '60 '61
Haigh, John '25
Haigler, Marshall '92
Hale, Mitchell '62 '63
Hales, Steve '79 '80 '81 '82
Haley, Eric '88 '89
Hall, Bryan '07 '08 '09 '10
Hall, C.O. '34 '35
Hall, Rodrick '10 '11
Hamilton, James '68 '69 '70 '71
Hamilton, Mark '00
Hamlet, P.L. '49
Hammons, Foy '13 '14 '15 '19
Hampton, Anthony '92
Hampton, Bill '41
Hampton, Ed '02 '03 '04 '05
Hanschen, Steve '76 '78 '79
Haney, Andy '71 '72 '73 '74
Hanger, Jim '63
Hankins, Gary '65 '66 '67
Hansen, Justice 2016
Harb, Burt '13 '14 '16
Hardin, Millard '35 '36
Hardy, Greg '06 '07 '08 '09
Harkless, Larry '75 '77
Harlan, Woody '56
Harms, Keith '85 '86 '87
Harp, Waldell '97
Harper, Dave '71
Harrell, Calvin '68 '69 '70 '71
Harrell, Stacy '91 '92 '93 '94
Harrell, Tres '97
Harris, Anthony '05 '06 '07 '08
Harris, Darren '88 '89
Harris, Ed '71
Harris, Henry '79 '80 '81 '82
Harris, James '78 '79
Harris, Kyle 2014 '15
Harris, Larry '88 '89 '90 '91
Harris, LeMarcus '97 '98 '99
Harris, Leroy '75 '76
Harris, Maurice '92 '93 '94 '96
Harris, T.J. 2016

Harris, Willie '73 '74
Harrison, Bill '63 '64 '65
Harrison, Montis '04 '05 '06 '07
Hart, Jamaris 2014 '15
Hartman, Herman '98
Hatfield, Jim '80
Haunga, Steven 2012 '13
Hawkins, Jackie '09
Hawkins, Joe '52
Hawley, William G. '31 '32
Hawthorne, Rodney '94 '95
Hayden, Lewis '46 '47
Hayes, Rocky 2012 '13 '14 '15
Haynes, Fred '79 '80
Hazel, Gene '48 '49
Head, DuRan '93
Head, Julius '59
Headley, Keith '98 '99 '01 '02
Heard, Hillery '24 '25
Heard, Tibbs '26 '28 '29
Heath, Eddie '34 '35 '36
Heath, Huel '63
Heath, Quanterio 2013 '14 '15 '16
Heath, Wayne '01
Heern, Howard '39
Henault, Andy '98 '99
Henderson, Jerime '04 '05 '06
Henderson, Lucious '09 '10
Henderson, Russ '80 '81
Henderson, Victor '97 '98 '99
Hendrick, Bob '72 '74
Hendrix, Bill '30 '31 '32 '33
Hendrix, Hayden '91
Henry, Sevastin '92
Henson, Brandon '05 '06
Herman, Alex '78 '79
Herrold, Nathan '09 '10 '11 '12
Hewitt, Travis '05 '06 '07 '08
Heyward, Burgess '74
Heywood, Fred '25
Hickenbotham, James '99 '00 '01 '02
Hickman, Prince '04 '05 '06 '07
Hicks, Brian '03 '04
Hiett, Dick '21 '22
Higgins, Patrick '04 '05 '06
Hight, Howard '45
Hilburn, Dick '54 '55 '56
Hill, Don '31 '32
Hill, Greg '72
Hill, Harvey Lee '53
Hill, Jonah 2014 '15 '16
Hill, Stewe '89 '90
Hillers, Ron '86 '87
Hills, Adrian '10 '11
Hilton, Drew '07 '08 '09 '10
Hines, David '72 '73 '74 '75
Hinrichs, Charles '66 '67 '68 '69
Hinrichs, Mike '66 '67 '73 '74
Hinson, Clingman '28 '29 '30
Hinson, Jim '47
Hinton, Gary '79 '80
Hissam, Jonathan '06 '07
Hobbs, Roland '54
Hodges, Ted '27 '28 '29
Hoeflinger, Jon '05 '06

Hoffman, Eddie '38
Hogan, Chris '00 '01 '02 '03
Hogan, Stephen 2012 '13 '14
Hogue, Bobby '59 '60
Holifield, Darrell '78 '79 '80
Holt, Bryce '52
Holland, James '45 '47 '49
Holligan, Tyson '09
Hollimon, Joe '71 '72 '73 '74
Hollingsworth, R.W. '59
Hollingsworth, Terrance 2014 '15
Hollins, Devin '04 '05
Holmes, Gary '78 '79
Holmes, Tauseon '09 '10 '11 '12
Hooper, Andy '63
Horton, Kevin '96 '97 '98
Horton, Melvin '31 '32 '33
Horton, Todd '85 '86 '87 '88
Houston, Marvin '87 '88
Houston, JD 2015 '16
Houston, Tres 2013 '14 '15
Howard, Tom '67
Howington, Dock '15
Hubner, Mike '74 '76
Hudner, Dale '46 '47 '48
Hudson, Marcus 2015
Hudson, Wayne '85 '86 '87 '88
Huffman, Mike '61
Hughey, Frank '27 '28 '29 '30
Humes, Chris 2012 '13 '15 '16
Humphreys, T.J. '73 '74 '75 '76
Hunt, Lee '90 '91 '92
Hunt, Marc '90 '92
Hunter, Dave '50
Hunter, Money 2013 '14 '15 '16
Hurt, Gary '97 '98

I

Ingle, David '89
Ingram, Kenny '89 '90 '91 '92

J

Jackson, Anthony '06 '07 '08
Jackson, Colton 2013 '14 '15 '16
Jackson, Gary '93 '94 '95 '96
Jackson, Frankie 2011 '12 '13 '14
Jackson, Julius '03
Jackson, Shervarius '11 '12
Jackson, Tony '77
Jackson, Wally '51
Jacobs, Elliot '01 '02 '03
Jacobs, Ryan 2012 '13 '14
James, Chris '05 '06
James, Jamarrow '04 '05 '06
James, John Ed '35 '36
James, Roy '93 '94
Jansen, Steve '90
Jarboe, Josh 2011 '12
Jefferson, Marcel '91 '92 '93
Jeffress, Maurice '46 '47 '48
Jeffries, O. '13
Jeffries, Wade '13 '14 '15
Jemison, Rickey '83 '84 '85 '86
Jenkins, Tanner '03 '04 '05 '06
Jennings, M.D. '07 '08 '09 '10

ARKANSAS STATE

GoDaddy Bowl 2012-15 | New Orleans Bowl 2015 | Cure Bowl 2016

BOWL
GAMES
2016
2015
2014
2013
2012
2011
2005
1970
1969
1968
1954
1952⁽²⁾
1951

Jessen, Bill '40
Johnson, Al '87 '88 '89 '90
Johnson, Avery 2016
Johnson, Bert '28 '29 '30
Johnson, Bill '79 '80 '82
Johnson, Charles '45
Johnson, Charles '03
Johnson, Clevon '79
Johnson, Craig '69 '70 '71 '72
Johnson, David '05 '06 '07 '08
Johnson, Derek '10
Johnson, Ernest '45
Johnson, Garry '99 '00 '01 '02
Johnson, Harry '24 '25
Johnson, Jack '48 '49
Johnson, James '04 '05
Johnson, Jesse '46 '48 '54 '55
Johnson, Lawrence '85
Johnson, Lennie '95 '96 '97 '98
Johnson, Lenny '00
Johnson, Mark 2014 '16
Johnson, Nikita '85
Johnson, Robert '41
Johnson, Roy '88 '89 '90 '91
Johnson, S.T. '46 '47 '48
Johnson, Thomas '78 '79 '80 '81
Johnson, Tom '68 '69 '70 '71
Johnson, Tyrell '04 '05 '06 '07
Johnson, Varon '79
Johnston, David '37
Joiner, Brandon '10 '11
Jones, Allen '45
Jones, Cameron '94
Jones, Chris '00 '01 '02 '04
Jones, Clarence '45
Jones, Don '09 '11 '12
Jones, Garrick '98 '99 '00
Jones, Greg '86 '87
Jones, Jamal 2016
Jones, Joe '99 '00
Jones, Joseph '99
Jones, Julian '10 '11 '12 '13
Jones, Ken '72 '73 '74 '75
Jones, Kevin '05 '06 '07 '08
Jones, Kimani '02 '03
Jones, Kyle '83 '84
Jones, Paul 2013
Jones, Robert '90
Jones, Rodney '74 '75
Jones, Stan '70 '71 '72
Jones, Tyrone '87 '88
Jordan, Chester '90
Jordan, Jimmy '46
Jordan, J.T. '06 '07 '08 '09
Jose, Ryan '89 '90 '91 '92
Joyner, Maurice '99 '00 '01 '02
Jumper, Gerald '64 '65 '66 '67

K

Kaffka, Harold '46
Kammer, Kevin '93 '94 '95 '96
Kautai, Alex '09 '11
Keane, Tim '65 '66 '67
Keath, David '41
Keaton, Derek '12

Keith, Daniel 2015
Keith, Norman '50
Kellar, Keith '85 '86
Keller, Clifton '15 '16 '17
Keller, Donald '37 '38 '39
Keller, Gordon '13 '14 '20
Keller, Harold '30 '31 '32 '33
Keller, Paul '17
Keller, Roy '11 '12 '13 '14
Kellett, Orville '35 '36 '37
Kellim, Erik '99 '00
Kelly, Paul '45
Kelly, Ralph '76 '77
Kelly, Waddell '79 '80 '81 '82
Kelso, Bill '40
Kennedy 2013
Kent, Tom '53 '54 '56
Kerfoot, Oliver '45
Kilcrease, Jaquan '08 '09 '10 '11
Killen, Michael '88 '89
Kilow, Robert '98 '99 '00
Kimble, Richard '86 '87 '88 '89
Kincy, Anthony '11 '12
King, Berry '80 '81 '82 '83
King, Dennis '75 '76 '77
King, Robert '80 '81 '82 '83
Kinsworthy, Terry '72 '73 '74 '75
Kirkpatrick, Paul '53
Kitterman, John '74
Klipsch, Jamie '72 '73 '74 '75
Knight, Greg '90
Knight, Parkin '31 '32
Knights, Fredi 2012 '13 '14 '15
Koenig, Glen '76 '77 '78 '79
Koets, Kyle '05 '06 '07
Kohonke, Dean '15 '16 '17
Koldus, John '50 '51 '52
Konecny, Kevin '77 '78
Konvalinka, Jeremy '98
Kramer, Sonny '46
Kunz, Al '51 '52 '53

L

Ladd, '22
Lafferty, Grover '41
Lagomarcino, Brian '86 '87 '88 '89
LaGrone, Cecil '67 '68 '69 '70
Lain, Khari 2014 '15 '16
Lamb, Gordon '28 '29
Lamb, Nolan '31 '32 '33
Lambert, Lawrence '11
Lampo, Ronald '56
Lanaua, Bob '99 '00
Landers, Bill '45 '48
Landry, Allen '85 '86
Langford, Tim '80 '81 '82 '83
Langley, Jim '34
LaPlante, Don '50 '51 '52
Laney, James '69
Larche, Harry '46 '47 '48
Larson, Bob '49 '50 '51
LaRusso, Scott '95 '97 '98 '99
Lary, James '16 '19
Lary, Mike '97 '98 '99
Latourette, Harry '61 '62

Latimore, Denver '75 '76
Lattimore, Lyle '73 '74
Lauderdale, James '38 '40
Lawrence, Greg '76 '77 '78
Lawrence, Larry '75 '76 '77 '78
Laws, Kolumn '96 '97
Lawson, Derek '08 '09 '10 '11
Lawson, Marcus '90 '91 '92 '93
Layne, Bucky '75 '76
Leach, Frank '54
Leahy, Sam '07
Leapheart, Warren 2013 '14 '15
Ledbetter, Clint '84 '85 '86
Ledbetter, Virgil '46
Lee, Carl 2014
Lee, Greg '84 '85 '86 '87
Lee, Jerome '95
Lee, Lamar '58
Lee, Lamar '02 '03
Lee, Qushaun 2011 '12 '13 '14
Lee, Ramone '97
Lee, Shelby '63 '64
Lemon, Cleo '97 '98 '99 '00
Leonard, Corey '06 '07 '08 '09
Lewis, Judious '83 '84
Lieter, Dale '39
Ligon, Jeremiah '95 '96
Lilly, James '33 '34
Liner, Dee 2016
Linsy, Eric '92 '93
Lisko, Freddie '75 '77 '78
Lisko, Jimmy '72 '73 '74 '75
Liss, Lawrence '50
Little, Jarod '03 '04
Little, Koetter '95 '96 '97 '98
Littleton, Chris '02 '03 '05
Lloyd, Victor '33
Lockhart, Steve '68 '69 '70 '71
Lockley, Heath '05 '06 '07
Logan, Prince '93
Lohman, Zeke '23 '24 '25 '26
Long, Josh '02 '03 '04
Looney, Leonard '13 '15
Lorick, John '73 '74 '75 '76
Lorigan, Cole '09 '10 '11 '12
Louis, Alfred '08 '09 '10
Louis, Kirk 2016
Lovelady, James '96
Loving, Sylvester '73 '74 '75 '76
Lowrey, Doug '70 '71 '72 '73
Lucas, Earl '11
Luellen, Brandon '90 '91 '92 '93
Luensmann, Chuck '71 '72
Luter, David '73 '74 '75 '76
Lutes, Charles Roy '54
Lynch, Claude '36 '40
Lynch, Dan '40 '41
Lytle, John '20

M

Maas, Dale '05 '06
Mabone, Troy '89 '90 '92
Mabry, Charles '99 '00
Mabry, Leon '40
Mack, Blake 2014 '15 '16

Mack, Clifton '36 '37 '39 '39
Mack, Jerry '79 '80 '81
Mack, Jerry '01 '02 '03
Madden, Jerome '89 '90 '91 '92
Maddox, Cornelius '74 '75 '76 '77
Maddox, Preston '84 '85
Malham, Mike '72 '73 '74 '75
Manatt, John '72 '73 '74
Manderson, Claude '58
Mandich, Matt '05 '06 '07 '08
Mann, Ray '34
Manning, Tom '50 '51 '52 '53
Manns, Robert '47 '48 '49 '50
Marcellus, John '33
Marchewski, James '65
Marshall, Jaylon 2016
Marshall, Jerald '74 '75 '76 '77
Marshall, Sean '08
Mason, Chauncey 2015
Martillo, Dick '61 '62
Martin, James '22
Martin, Kyle 2016
Martin, Lance '04 '05
Martin, Sam '46
Martin, Troy '11
Martinzak, Dick '48
Mashburn, Ken '62 '63 '64
Mason, Harold '82 '84
Mason, Michael '93 '94
Mason, Taylor 2012 '13
Massena, Orley '66 '67 '68 '69
Massey, Robert '50
Mathieu, Jabari 2014
Matlock, Dennis '80 '81 '82
Matthews, Byron '87 '88 '89 '90
Matthews, Frank '21 '22
Matthews, Reggie '89
Matthews, Robert '99
Maxfield, Sean '09
Maxwell, Larry '66
Maxwell, Robert 2015 '16
Mays, Khari '06 '07 '08 '09
Mayes, Curtis '16
Mayo, Billy '53 '54
Mays, Booker 2013 '14 '15
Mays, Lawrence '88 '89 '90
Meachum, Cory '06
Meeks, Ron '75 '76
Meier, Hank '48
Melio, Joe '46 '47 '48
Meredith, Jarry '34
Meredith, Jack '41
Metcalfe, James '45
Metzler, Charles '21
Metzler, Henry '38 '39 '40
Meyer, Dennis '68 '69 '70 '71
Lynch, Dan '40 '41
Michles, Earl Ray '59 '60 '61
Middlebrook, Orna '75 '76
Miller, Aubrey '89 '90 '92
Miller, Charles '36 '37
Miller, Chris '05 '06 '07
Miller, Clayton '20
Miller, Dan '86 '87
Miller, Don '58 '59

ALL-TIME LETTERMEN | 141

RED WOLVES FOOTBALL

A State Red Wolves.com

ARKANSAS STATE

Sun Belt Conference Champions 2011 2012 2013 2015 2016

2016
2015
2013
2012
2011
1986
1985
1978
1975
1970
1969
1968

Miller, Glenn '65
Miller, J.C. '99 '00
Miller, Jeremy '97
Miller, Jerome '75 '76 '78 '79
Miller, Jessie '92 '93 '94 '95
Miller, Lance '97 '98 '99
Miller, Scott Key '98 '99
Miller, Tommy '99 '00 '01 '02
Miller, William '36
Millwee, Chris '70 '71
Miner, Elbert '36
Miner, David '76
Mingo, Cordarius '08 '09
Minshew, Ronald '58 '59
Mitchell, Anthony '00 '01 '02
Mitchell, Chappell '95 '96 '97 '98
Mitchell, Cliff '10 '11 '12 '13
Mitchell, David '70 '71 '72 '73
Mitchell, Sean '97 '98 '99 '00
Moellers, John '87 '88 '89 '90
Mohajir, Terry '90 '91
Mondie, Devin 2013 '14 '15 '16
Mondie, Robert 2015 '16
Monk, Chuck '89 '90 '91
Montes, Manuel '66 '67 '68
Montgomery, Jermaine '02
Montgomery, Victor '78 '79 '80 '81
Moody, Walter '08 '09 '10
Moore, Andrew '88
Moore, Delano '08 '09 '10 '11
Moore, Truman '63 '64 '65 '66
Moorehead, Jerry 2014 '15
Morales, James '01
Moreman, Walter '31 '32 '35
Moragne, Logan 2015 '16
Moreton, Austin 2014 '15 '16
Morgan, Bruce '82
Morgan, Eddie '72 '73 '74 '75
Morgan, J.P. '45
Morman, James '99 '00
Morris, Clarence '40 '41
Morris, Mike '79 '80 '81 '82
Morris, Sean '88 '89
Morrison, Donnie '79 '80 '81 '82
Moser, Howard '15 '16
Moser, Vivian '15 '16 '17 '20
Mosley, Roderick '95 '96
Moulton, A.K. '01
Mpwow, Eniak '00 '01
Muckensturm, Dave '69 '79 '71 '72
Muckensturm, Jerry '72 '73 '74 '75
Muckensturm, Kevin '75
Muhammad, Darryl '86
Mullen, Daniel '72 '73 '74 '75
Mullins, Dube '48
Mullins, Joel '73 '74 '75 '76
Murphy, Reginald '93 '94 '95 '96
Murray, G.H. '58 '59
Murray, Butch '68 '69 '70 '71
Murray, Chris 2015 '16
Murray, Corey '01 '02
Murry, Kedric '09 '10 '11 '12
Muse, Allen '09 '10 '11 '13
Muzik, Bill '73 '74 '75 '76
Myers, Brett '93 '94 '95 '96

Myers, Neal '99
McAlpin, Chris '94 '95
McAndrew, Roger '36
McBride, Clark '92 '93 '94 '95
McBride, Rick '66 '67
McCain, Haskell '60 '61 '62
McCandless, Lee '31 '32 '33 '34
McCall, Art '15
McCall, Greg '08 '09 '10 '11
McCants, Carlos '10 '11 '12 '13
McCarthy, James '85 '86
McCartney, Frank '23
McCarver, Pat '55
McCaughy, John '78 '79 '80 '81
McCay, George '56
McClellan, Donk '40
McClelland, Kevin '66 '67 '68 '69
McClure, Alton '40 '41
McClure, Rusty '72
McComb, Eldridge '20
McConnell, Clyde '34 '35
McCooy, Athelius '97
McCoy, Denarius '97
McCray, Keldie '08 '09 '10 '11
McCuiston, Bob '61 '62 '63 '64
McCullough, Nelson '73
McDaniel, Bob '22
McDaniel, Hosea '31 '32 '33
McDaniel, Russell '87 '88 '89 '90
McDonald, Fred '26 '27 '28 '29
McDonald, Jess '05 '06
McDonald, Mike '91 '92 '93
McDonald, Scott '81 '82 '83
McFadden, Ralph '16 '17
McGe, Stacy '84 '85 '86 '87
McGinnis, Benny '79 '80 '81 '82
McGough, David '72
McGuigan, Frank '67 '68
McGuire, Joe '36 '37 '38
McGuire, John '47 '48 '49
McHenry, Elmer '49
McInnis, Justin 2016
McIntosh, Jerome '93 '94 '95
McKay, Roy '31 '32
McKenna, Jerry '77 '78 '79
McKinney, Anthony '80 '82
McKnight, Jeff '11
McKinnon, Javon '07 '08 '09 '10
McKinnon, Koby '04 '05 '06 '07
McKissic, J.D. 2012 '13 '14 '15
McKnight, Zack '12
McLennan, Jahbari '08 '09
McMinn, Mark '83 '84 '85
McMurray, Jim '59 '60 '61
McNeal, Danny '07
McNeary, Carlos '98
McPherson, Andy '97 '98 '00 '01
McWherter, Earl '31 '32 '33
McWhirter, Chad '90 '91
McWilliams, Major '36
MacQueen, Donald '31 '32 '33 '34

N

Najm, Jon '05 '06
Nalley, Bill '58 '59

Nash, Gus '22
Neal, Curt '73
Neal, Jimmy '87 '88
Neff, Mickey '57
Neihouse, Eric '02 '03 '04 '05
Nelms, Nick '09 '10 '11 '12
Neloms, Marvin '83 '84 '85 '86
Nelson, Kenneth '86 '87 '88 '89
Nelson, Roy '58 '59 '60
Nervig, Brian '78 '79
Newton, Derek '09 '10
Nicholson, Rich '69 '70 '71
Noce, Nick '03 '04 '05
Noe, Harold '63 '64 '65
Noles, David '72 '73 '74
Norman, Jarriel '06 '08
Norman, Ron '76 '77 '78 '79
Northcross, Don '82
Norton, W.E.W. '34

O

O'Bar, Joe '97 '98 '99 '00
O'Bryant, Albert '73 '74
Odie, Andy '94
Odom, Chris 2013 '14 '15 '16
Oku, David 2012 '13
Oldham, Okel '23 '24 '25 '26
Oldham, Orval '27 '28 '29
Olliges, Steve '78 '79 '80 '81
Oliver, Cade 2012 '13
O'Neal, Oren '03 '04 '05 '06
Orr, Marty '78
Osment, John '40
Osment, Eugene '39 '40
Osselmeier, Gene '47 '48 '49 '50
Oswald, Henry '52 '53
Ota, Chuks 2014 '15
Overly, Don '78 '79
Outlaw, Trey '11
Owen, Russell '15 '16 '17
Owens, Ben '05 '06 '07 '08
Owens, Charles '26 '27 '28 '29
Owens, Markel 2011 '12 '13

P

Padra, Dominic '07 '08 '09 '10
Pagano, Bill '63 '64 '65
Painter, Richard '67 '68
Painter, Roy '73 '74 '75 '76
Palmer, Don '85 '86 '88 '89
Palmer, Freddy '23
Palone, Tony '77
Palumbo, Frank '49 '50
Parker, Brandon '09
Parker, Charles '45 '46
Parker, Jodie '52
Parker, Lorenzo '91 '92 '93 '94
Parker, Mart '78
Parker, Wayne '39 '45
Parks, Albert '37
Parrott, Pat '75 '76 '77
Parson, Gerald '55
Paschal, Dijon 2014 '15 '16
Patterson, Gerald '47
Patterson, Jerald '85 '86 '87

Patton, Henry '41
Patton, Tony '73 '74
Pearce, Lloyd '34
Pebworth, Elam '60
Peebles, Larry '59 '60 '61
Peegues, Jerry '00 '01
Pennington, Royce '68
Peoples, Alex '01 '02 '03 '04
Peoples, Alfonso '95 '96 '97
Perkins, Don '61 '62
Perkins, Kenneth '41
Perkins, Lucas '92
Perkins, Tom '58 '59
Perrone, Larry '72
Perry, Bill '48
Perry, Kevin '07
Peters, Eddy '74
Peterson, Chris '94 '95 '96
Petroff, Jim '50 '51 '52 '53
Pettus, Brent '94 '95 '96 '97
Peltzold, Devin '89 '91 '92
Peyton, Virgil '66 '67 '68 '69
Pharis, Milton '39
Phillips, Dick '46 '47
Phillips, Bill '68 '69 '70 '71
Phillips, Casey '76 '77 '78 '79
Phillips, Corlan '97
Phillips, James '54
Pickering, Bill '25
Pinson, Randy '84
Pittman, Dwayne '81 '82 '83
Plank, Jeff '88 '89
Poag, John '58
Politano, Ralph '65
Pond, Jamie '97 '98 '99 '00
Porter, Eddie 2012 '13
Porter, Stanley '07 '08
Powell, Alvin '00 '01
Powell, Josh '04
Powell, Orlando '01 '02 '03
Powers, Howard '46 '47 '48
Prater, Cody '09 '10 '11 '12
Prater, Kiano '09 '10
Price, Stacy '81 '83 '84 '85
Privett, Leon '54 '55
Puckett, James '27 '28 '29 '31
Puryear, Steve '65 '66 '67
Pylant, Perry '94 '95

R

Radison, Pete '46
Rager, Brandon '00
Rager, Richard '76 '77
Ragland, Thomas '45
Rains, Kenny 2011 '12 '13 '14
Ramage, Rob '06 '07
Rankin, Earl '55 '56 '57 '58
Ransom, Donovan 2015 '16
Ray, Mike '87 '88 '89
Ray, Raymond '72 '73
Reavy, George '47
Reed, James '49 '50 '51 '52
Reed, Randy '75 '76 '77
Reed, Tyshon '00 '01
Rees, Harold '27 '30

ARKANSAS STATE

GoDaddy Bowl 2012-15 | New Orleans Bowl 2015 | Cure Bowl 2016

BOWL
GAMES
2016
2015
2014
2013
2012
2011
2005
1970
1969
1968
1954
1952 (2)
1951

Reese, Raymond '11 '13
Reese, Tommy '62 '63 '64 '65
Reeves, H.K. '63 '64 '65
Reeves, Steve '06
Reeves, Troy '56 '57 '58
Reibe, Matt '04 '05 '06 '07
Reid, Bobby '49 '50 '51 '52
Reid, Kenneth '86
Reid, Leonard '21
Reid, Stuart '85
Reider, Ernest '24
Reiman, Jerry '70 '71 '72 '73
Reisching, Carl '21 '22
Retanio, Joe '35
Rhodes, Homer '85
Rhodes, Justin '96 '97 '98 '99
Richard, Rodney '83
Richards, Frank '84 '85 '86
Richardson, Jasper '28 '29
Richardson, Kyle '92 '93 '94 '95
Richardson, Rodney '95 '96
Richardson, Ron '83 '84 '85 '86
Richardson, Sedrick '95 '96 '97 '98
Richmond, Elishon '89 '90 '91 '92
Rickus, Eddie '62 '63 '64 '65
Ridgle, Tony '80 '82 '84
Ridgeway, James '57 '58
Riggs, Don '55 '56 '57 '58
Riggs, Griffin 2015 '16
Ritchey, Dick '64 '65 '66 '67
Roach, John '11
Robak, Ray '54 '55 '56 '57
Robbins, Mark '85 '86
Roberson, Waylon 2015 '16
Roberts, Dennis '66 '67
Roberts, Johnnie '77
Robertson, Jermaine '08 '09 '10 '11
Robertson, Justin '09 '10 '11
Robins, Ray '93 '94 '95
Robison, Chase 2015 '16
Robison, Lanier '82
Robison, Loran '24 '25 '26 '27
Robinson, Anthony '07 '08 '09 '10
Robinson, Chuckie '80 '81 '82 '83
Robinson, Terry '57 '58
Robinson, Vernon '20
Roddy, Joe '20
Roebuck, Randy '80 '81 '82 '83
Roetzel, Sean '92 '93
Rogers, Billy '47
Rogers, Freddy '82 '83
Rolland-Jones, JaVon 2014 '15 '16
Rollins, Brandon '04 '05 '06 '07
Rollins-Davis, Daryl 2014 '16
Romeo, Eddie '54 '55 '56 '57
Romero, Tex '49 '50 '51
Roper, Scott '86 '87
Ross, Ed '36
Ross, Jack '70
Rosser, Darius 2013 '14 '15 '16
Roth, Matt '03 '04
Rotton, Clifford '46 '47 '48
Rowland, Lynn '89 '90
Roy, Clinton '03 '04
Rucker, Brian '00 '01

Rudd, John '51
Ruebbsam, Dave '69 '70 '71
Ruffin, Rodney '93 '94
Rufus, Ed '93 '94
Rump, Ken '95 '96 '97
Rumsey, Lance '88
Rusak, Dan '48
Rush, Charles '20
Russell, Kirk '87 '88
Russell, Robert '65
Ruyle, A.D. '48 '49 '50
Ryan, Patrick 2013

S

Sackett, Jeff '69 '70 '71 '72
Sain, Tommy '67
Sample, Dan '41
Sample, Eddie '38 '39
Samples, Burr '99 '00 '01 '02
Sampson, Steve '86 '87
Samuel, Dexter 2011 '13
Sanders, Kendall 2016
Sanders, Oliver '26 '27
Sanderson, Marvin '28 '29
Sandholzer, Gil '84
Sapp, Alan '70
Scales, Chaz '09 '10 '11 '12
Scanlan, Bryan 2014
Schaefer, John '70 '71 '72
Schenk, Dale '86 '87
Scherman, Jim '55 '56 '57
Schmidt, Lennie '54
Schoemel, Justin '09
Schuler, Will Allen '16 '17
Schwartz, Herb '21 '22
Scott, Bobby '49
Scott, Dwayne '87
Scott, Vernon '11 '13 '14 '15
Sears, Tom '92 '93
Seaton, Russell '97 '98 '99 '00
Sechrest, Ness '53
Sentimore, Bo 2015 '16
Settlemyre, Dell '41
Settlemyre, Paul '37 '38 '39 '40
Seymore, Jerrold '91 '92 '93
Shacey, Latham '37
Shannon, Charles '79 '80
Shannon, John '77 '78
Sharp, Carlos '88 '89 '90 '91
Sharp, Gage 2014
Sharp, Isom '98 '99 '00
Shatley, Andy '98 '99 '00
Shaw, Joe '47 '48 '49
Shearburn, V.V. '46 '47 '48
Sheard, Lonnell '82 '83 '84 '85
Shearin, Brad 2013
Shedd, Neal '45
Sheffield, Brian '06 '07
Shelby, Charles '31 '32 '33
Shell, Alex '90
Shelley, Elbert '83 '84 '85 '86
Shepard, Isaiah '08 '09 '10
Sherer, Sanchez '00 '01
Sherrod, Neil '36
Shivers, John '99

Shoemaker, Shawn '05 '06
Shoffner, Charles '22 '23
Shrable, Beau '02
Shrable, Brett '05 '06 '07 '08
Shrable, Steve '77 '78 '79
Sifford, George '41
Sims, Jerome '82 '83 '84 '85
Simmons, Alfonso '10 '11
Simmons, James '70 '71 '72
Simmons, Kenny '90 '91 '92
Simons, Scot '96 '97
Singleton, Bryan '94 '95
Sink, Jason '96 '97
Sissell, George '16
Skillern, James '13 '14
Skora, Eugene '50 '51 '52 '53
Slaughter, Justin '05
Slaughter, Tab '01 '02 '03
Slayton, Joe '76 '77 '78 '79
Smelser, Greg '70 '71
Smiley, Tim '86 '87 '88
Smith, Andre '09 '10 '11 '12
Smith, C.D. '39
Smith, Clyde '46 '47 '48
Smith, Danny '00 '01 '02
Smith, Darren '95
Smith, Frank '59 '60 '61
Smith, Greg '09
Smith, Jack '66 '67 '68 '69
Smith, Jamie '87 '88 '89
Smith, Jeremy 2016
Smith, Joe '04 '05 '06 '07
Smith, John '35
Smith, Matt '95 '96 '97 '98
Smith, Richard '89 '90 '91 '92
Smith, Richard '61 '62
Smith, Rob '78
Smith, Rod '12
Smith, Ron '76 '77 '78 '79
Smith, Ryan '98 '99
Smith, Schuyler '46 '47
Smith, Sherodrick '11
Smith, Stan '82
Smith, Steve '90 '91
Smith, Terry '73 '74 '75
Snellgrove, Frank '45
Snider, Butch '83 '84 '85
Snider, Marion '38
Snodgrass, Jack '60
Soest, George '82
Sommers, Billy '49 '50 '51 '52
Sommers, Ray '50 '51
Sorrel, Jack '23
Sowell, Jeff '97
Sowell, Michael '02 '03 '04
Spann, Bobby '52 '53 '54
Spears, Gene '76 '77 '78 '79
Speck, Leslie '31 '32 '33 '34
Speer, Robert '73 '74 '75 '76
Spensieri, Danny '51 '52 '53 '54
Spier, Tommy '54 '55 '56
Spikes, Cloyd '28 '29
Spivey, Rick '80 '81 '82
Spry, Logan 2014
Spurlock, Maybrine '45

Stadler, Louis '50 '51 '52 '53
Stadler, Mark '80 '81 '82
Stallings, Ray '57
Stancil, Hal '49
Stanford, Gary '85
Stanley, Bill '85 '86 '87 '88
Staples, Joey '92 '93
Starson, Tim '09 '10 '11 '12
Steed, Billy '56 '57 '58
Steffens, Nick '06
Stegall, Gill '80 '81 '82
Stegall, Jerome '01 '02 '03 '04
Stephens, Del Ray '92 '93 '94
Stephens, Paul '08
Sterling, Oscar '15 '16
Stevens, Chris '96 '97
Stevens, Ray '29
Stevens, Steven 2013 '14
Steward, '22
Steward, Stephan '91
Stevens, Steven 2012 '13 '14 '15
Stinnett, Steve '72 '73 '74 '75
Stockemer, Taylor '09 '10 '11 '12
Stokes, Sandy '71
Stolt, Allan '59 '50 '51
Stone, Chris 2012 '13 '14 '15
Stone, Todd '86 '87 '88 '89
Storey, O.H. '33 '34
Stotts, Lloyd '29
Stovall, Paul '53 '54
Stowers, Sterling 2015 '16
Strauss, Al '24
Stroud, Tom '49
Struble, Steve '67 '68
Stuart, Orlin '37 '38
Stubbs, '14
Stupek, Robert '54
Sugg, Jack '60 '61
Sugg, Tommy '80
Suggs, Torrance '93 '94 '95 '96
Sullivan, Ian '96 '97
Sullivan, Murray '54
Sullivan, Neely '10 '11 '12
Summers, Dan '62 '63 '64 '65
Suskie, John '84 '85 '86
Sutton, E.J. 2014
Swalley, Jake 2015 '16
Swanson, Paul 2015 '16
Sweepston, John '31 '32 '33
Swopes, Kenny '92
Swinney, Clovis '67 '68 '69

T

Tabary, James 2015
Tankersley, Ollie '15 '16 '17 '19
Tarle, Jim '94 '95
Tate, Andre '85 '86 '87 '88
Tate, Eric '89 '90 '91 '92
Tate, Kelvin '95 '96 '97
Taula, Eti '00 '01
Taylor, Blaise 2014 '15 '16
Taylor, Gilbert '22 '23
Taylor, Kennon '77 '78
Taylor, Matt '82 '83
Taylor, Matt '06 '07 '08

ALL-TIME LETTERMEN | 143

RED WOLVES FOOTBALL

A State RedWolves.com

ARKANSAS STATE

Sun Belt Conference Champions | 2011 | 2012 | 2013 | 2015 | 2016

2016
2015
2013
2012
2011
1986
1985
1978
1975
1970
1969
1968

Taylor, Melvin '80 '81
Teat, Ron '96 '97 '98 '99
Templeton, Bill '54 '55 '56
Templeton, Mike '81 '82 '83 '84
Terry, Charles '45
Thomas, Clifford 2014 '15 '16
Thomas, Duane '80
Thomas, Haven '94
Thomas, Jack '55
Thomas, MaQuonzie '96 '97 '98 '99
Thomas, Maurice '95
Thomas, Quinton '03 '04 '05
Thomas, Richard '71 '72 '73
Thomas, Solomon, '98
Thomas, William '92
Thomasson, Greg '55 '56
Thompkins, Brandon '06 '07 '08 '09
Thompson, Burl '21 '24 '25 '26
Thompson, Edward '41
Thompson, Eugene '55 '57 '58 '59
Thompson, Horace '24
Thompson, Levi '07 '08
Thorn, Doss '17 '20 '21
Thornton, Coburn '29 '30 '32 '33
Thomton, SirGregory '10 '11 '12 '13
Thrower, Vincent '05 '06 '07
Tierney, John '73 '74 '75 '76
Tilley, Willard '39 '40
Tillman, Leveren '80 '81
Tims, Enoch '76 '77 '78
Tiner, Al '80 '81
Tinsley, Austin '92 '93 '95 '97
Tirey, Tom '56
Todd, Courtney '01 '02 '03 '04
Tolbert, Christopher '11
Tolbert, Derrick '91
Tolin, Steve '77
Tolleson, Shane '01 '02
Tomlinson, Bob '51
Toney, Darren '04 '05 '06 '07
Toney, Derrick '88 '89 '90 '91
Toney, Frank '71
Tookes, Steven '01 '02 '03 '04
Trahan, Leroy '08
Trail, Billy '58 '59
Traylor, Tim '79
Triesman, Ed '49 '50
Triplett, Terrious '12
Trosin, Tyler 2014 '15
Troutt, Ed '82 '83 '84
Tryon, Andrew 2011 '12 '13 '14
Turcotte, Eugene '21
Turley, Jim '53 '54 '55
Turnage, Antwon 2016
Turner, Billy Joe '60 '61 '62
Turner, Brent '93 '94 '95 '96
Turner, Matt '96 '97
Turner, Tadarus 2012 '13
Turner, Will '11 '13
Tutor, Brennan 2013 '14
Tyre, Block '29 '30 '31 '32

U

Uhlmansiek, Tom '46
Underwood, Leon '46

V

Van Dolah, Evan '06 '07 '08 '09
Van Dyke, Russell '16 '17 '19
Vargas, David '02 '03
Velgis, Raziel 2013 '14 '15
Vegas, Sam '03 '04
Venters, Casey '01 '03
Vicory, Henry '11
Victorian, Jonathan '10 '12
Vidal, Manuel '51 '52
Vincent, Gary '03 '04 '05 '06
Voytik, Chad 2016

W

Wade, Devrett '05 '06
Wagner, Nehemia 2014 '15 '16
Wagner, Rudy '50 '51 '52 '53
Wakwe, Stanley '07 '08 '09
Walden, Cruise, '07
Waldrop, James '86 '87
Waldrup, Bubba '68
Waleszonja, Joe '68 '69 '70
Walker, Chuck '01 '02 '03 '04
Walker, Corey '94 '95 '96
Walker, Daylan '06 '07 '08 '09
Walker, Dennis '81 '82
Walker, Eddie '01 '02 '03 '04
Walker, Eric '89 '90
Walker, Jacques '97 '98 '99 '00
Walker, Marquis 2013
Walker, Tommy '80 '81 '82 '83
Wallace, Jeremy '06
Wallin, Harold '62, '63 '64 '65
Wallin, Horace '26
Walls, David '66 '67 '68 '69
Walls, Lloyd '74 '75 '76
Walls, Marshall '68 '69 '70 '71
Walters, Bill '48
Walton, Tony '86 '87 '88 '89
Wand, Warren 2015 '16
Ward, Hollis '27 '28 '29
Ward, Josh '03
Ware, Kraig '88 '89
Warren, Antonio '02 '03 '04 '05
Washington, J.J. '95 '96 '98 '99
Washington, Lester '74
Watkins, Clark '92 '93 '94 '95
Watkins, Jeremie '96 '97
Watkins, Wayne '21 '22
Watson, Adam '01
Watson, Bobby '75 '76
Watson, Charles '88 '89
Weaver, Carroll '29 '30
Weaver, Jimmy '78
Weaver, Keith '81 '82 '83 '84
Webb, Wesley '41
Weh-Weh, Armond 2016
Weiner, Max '89
Weir, Sammy '60 '61 '62
Wells, Phillip '88 '89 '90 '91
Werner, David '62 '63 '64 '65
Wesley, Allen 2014
Wesley, Nyeem '03 '04

West, Terry '56 '57 '58
Westbrook, David '97
Westmoreland, Harold '55 '56
Wheatley, Don '46
Whisnant, Gary '62
Whitaker, Charley '14 '15 '17
White, Aaron '61 '62 '63 '64
White, Carlo '93 '94 '95
White, Drew 2015
White, Johnston 2014 '15 '16
White, Jonathan '08 '09 '10
White, Paul '53 '54
White, Ruffin '13 '14
White, Troy '05
Whiteside, Boris '83 '84 '85 '86
Whiting, Terry '68 '69 '70 '71
Whitney, Joshua '09
Wicks, Jimmy '74 '75 '76 '77
Wideman, Lloyd '92, '93, '94, '95
Wilbanks, David '54 '55
Wilbourne, Ryan '09
Wilcots, Keith '09
Wiles, Rob '80 '81 '82 '83
Wif, Lann '96 '97 '98
Wilhelm, Bennie '46 '47
Wilkerson, Cedric '06 '07
Wilkerson, Joe '39
Walkers, Emil '50 '51 '52
Wilkinson, Bobby '46
Wilbourn, Ryan '08 '11 '12
Williams, Aaron 2012 '13
Williams, Anthony '78 '79
Williams, Brandon '05 '06 '07
Williams, Clarence '95 '96 '97 '98
Williams, Cliff '80
Williams, Corey '00 '01 '02 '03
Williams, Country '87 '88 '89 '90
Williams, DeKeathan 2013 '14 '15
Williams, Dominique '05 '06 '07 '08
Williams, Frank '14
Williams, James '11
Williams, Jimmy '76 '78
Williams, Joe '02
Williams, Josh '04 '06
Williams, Marcus '92
Williams, Marquette '07 '08 '09 '10
Williams, Marquis '93
Williams, Opie '29
Williams, Ramon '04
Williams, Sawyer 2016
Williams, Tim '93, '95 '96
Williams, Varko '91 '92 '93
Williams, Vern '55
Williams, Wesley '77 '78
Willis, Mark '82 '83 '84 '85
Willis, Oscar '84 '85
Wilson, Farrell '80 '82 '83 '84
Wilson, Freddy '92 '93
Wilson, George '88 '90
Wilson, Kyle 2016
Wilson, Larry '53 '54
Wimberley, Jerry '37
Wineland, Keith 76 '77 '78 '79
Winford, Benny '64 '65 '66 '67
Winford, Bill '56 '57 '58

Winfrey, Stan '72 '73 '74
Winters, Hansel '29 '30 '31 '32
Wiseman, Jim '84 '85 '86 '87
Wiseman, Tom '73
Withers, Anthony '83 '84 '85 '86
Witt, Keith '14 '15 '16
Woit, Richie '50 '51 '52 '53
Wood, Gwin '66 '67
Wood, Jason '01 '02 '03 '04
Wood, Wendell '62 '64
Wood, William '36 '37
Woods, Dorvus '08 '09 '10 '11
Woods, Joe '38 '39
Woods, Kevin '98 '99 '00
Woods, Rennell '94 '95 '96 '97
Woodside, John '33, '34, '35, '36
Woodson, Xavier 2013 '14 '15 '16
Woolford, Shep '50 '52
Wooten, William '98 '99
Worthen, Ron '66 '67
Wrenn, Oscar '31 '32
Wright, Alan 2011 '12 '13 '14
Wright, Dallen '76
Wright, Jack '97 '98 '99 '00
Wright, Larry '52 '53
Wright, Lee Charles '79 '80 '83
Wright, Ronnell '11 '12
Wright, Sterling 2014
Wyke, Jesse '37
Wyke, Martin '37
Wyse, Johnny '80

Y

Yarbrough, Larry '70
Young, Bobby '78 '79
Young, David '66
Young, Harold '31 '32
Young, Jim '22 '23 '24 '25
Young, Les '77
Young, Mitchell '83 '84
Young, Sterling 2011 '12 '13 '14
Young, W.A. '66
Youngblood, Robert '59

Z

Zabrowski, Larry '57 '58 '59
Zachery, Lamont '96 '97 '98 '99
Zachry, Greg '84 '85 '87
Zalud, Bobby '10 '11
Zolper, Dennis '66 '67 '68

ARKANSAS STATE

GoDaddy Bowl 2012-15 | New Orleans Bowl 2015 | Cure Bowl 2016

BOWL GAMES
2016
2015
2014
2013
2012
2011
2005
1970
1969
1968
1954
1952 (2)
1951

1911—Won 1, Lost 1
Coach—F.T. Parks
 6 Paragould H.S. 11
 6 Paragould H.S. 0

1912—Won 3, Lost 1
Coach—F.T. Parks
 6 Memphis CBC 20
 7 Paragould H.S. 0
 6 Corning H.S. 0
 20 Paragould H.S. 0

1913—Won 3, Lost 1, Tied 1
Coach—Clint Young
 69 Arkansas College 0
 0 Memphis CBC 0
 0 Hendrix 30
 21 Memphis U. School 0
 67 Memphis All-Stars 0

1914—Won 4, Lost 3
Coach—E.W. Brannon
 0 Ole Miss 20
 0 Hendrix 48
 6 Arkansas College 0
 7 Henderson-Brown 0
 48 Memphis CBC 0
 6 Southwestern 20
 18 Memphis State 6

1915—Won 4, Lost 1, Tied 1
Coach—E.W. Brannon
 10 Ole Miss 0
 41 Memphis State 0
 26 +P'gould Bus. College 0
 0 Henderson-Brown 0
 7 Ouachita 13
 16 Southern Illinois 0
 +Called at end 1st qtr.

1916—Won 4, Lost 3
Coach—E.W. Brannon
 0 Ole Miss 20
 19 Union University 0
 13 S.E. Missouri 0
 0 Ark. Teachers 19
 6 Arkansas College 0
 7 Ouachita 12
 27 Memphis State 0

1917—Won 4, Lost 2, Tied 1
Coach—E.W. Brannon
 0 Ole Miss 0
 18 Union University 0
 19 Memphis State 0
 0 S.E. Missouri 14
 101 Ark. Teachers 0
 0 Ouachita 40
 20 Arkansas College 0

1918—No Team

1919—Won 2, Lost 5
Coach—Foy Hammans
 6 Memphis State 0
 0 Ark. Teachers 8
 14 Ouachita 13
 7 Camp Pike 16
 0 Ole Miss 32
 0 Union University 13
 0 Arkansas Tech 19

1920—Won 3, Lost 3
Coach—Foy Hammans
 0 Ole Miss 33
 13 Memphis State 0
 12 Arkansas College 19
 0 Ouachita College 27
 13 Union University 6
 18 Camp Pike 12

1921—Won 3, Lost 2, Tied 1
Coach—Foy Hammans
 14 Arkansas College 7
 0 Little Rock College 13
 7 Bethel College 0
 7 Ark. Teachers 13
 0 Memphis State 0
 0 S.E. Missouri 0

1922—Won 0, Lost 7
Coach—T.E. Dandeleit
 0 Arkansas College 51
 0 Ark. Teachers 82
 0 Arkansas Tech 69
 0 Arkansas A&M 42
 0 Little Rock College 38
 0 Memphis State 68
 0 S.E. Missouri 51

1923—Won 0, Lost 6, Tied 1
Coach—T.E. Dandeleit
 0 Alumni 0
 0 Arkansas College 46
 0 S.E. Missouri 6
 0 Ark. Teachers 40
 0 Memphis State 6
 0 St. Louis Univ. 39
 0 Arkansas A&M 27

1924—Won 4, Lost 4
Coach—Bill Stanley
 24 Alumni 0
 12 Mayfield College 0
 7 Ole Miss 10
 0 Ark. Teachers 14
 33 Southern State 0
 19 Arkansas A&M 12
 0 Arkansas College 7
 0 S.E. Missouri 13

1925—Won 4, Lost 3, Tied 1
Coach—Herbert Schwartz
 0 Ole Miss 53
 19 Memphis State 0
 6 Southwestern 13
 0 Hendrix 46
 27 Southern State 0
 12 Ark. Teachers 6
 1 Ark-Monticello (forfeit) 0
 0 Arkansas College 0

1926—Won 4, Lost 3, Tied 1
Coach—Herbert Schwartz
 0 Ole Miss 28
 7 Memphis State 0
 0 Southern State 20
 0 Southern Illinois 10
 13 Lambuth College 0
 0 Ark. Teachers 0
 26 Arkansas A&M 6
 14 Arkansas College 7

1927—Won 4, Lost 3
Coach—Herbert Schwartz
 6 Union University 14
 0 Ouachita 26
 14 Southern Illinois 0
 0 Southern State 13
 9 Memphis State 6
 13 Mayfield College 7
 19 Arkansas A&M 0

1928—Won 3, Lost 3, Tied 1
Coach—Herbert Schwartz
 59 Mtn. Home College 0
 20 Lambuth College 6
 0 Southern State 22
 14 Memphis State 19
 6 Arkansas College 6
 0 S.E. Missouri 12
 6 Little Rock College 0

A-STATE'S FULL-TIME ASSISTANTS (1955-PRESENT)

Allen, Doug (1992-96)	Davis, Phil (1983, 1987-91, 2001)	Hoggard, Don (1983-91)	Richards, Jeff (1991-96)
Allen, Jody (1992-93)	Denton, Bob (1959)	Hossler, Palmer (1990-96)	Riddle, Kent (2013)
Allen, Tom (2011)	Dodd, Dan (2014-16)	Ingram, Kenny (2012)	Rothenbuhler, Troy (1997-2001)
Armstrong, Wayne (1963-67)	Drinkwitz, Elijah (2012-13)	Jackson, Dean (2012)	Rudolph, Allen (2016-cur.)
Baker, Blake (2013)	Duncan, Butch (1973)	Jackson, Jim (1959-61)	Ruse, Doug (2002-09)
Batoon, Corey (2009-2011)	Durham, Scott (1992-97)	Johnson, Allen (2014-cur.)	Saunders, David (1996-97)
Bedell, Brad (2013)	Dykes, Parker (1973-79)	Johnson, Jesse (1959-61)	Skene, Scott (1993-95)
Behne, Tate (2002-07)	Early, Brian (2014-cur.)	Jones, Joe (1968-70)	Smith, Corby (2013)
Bell, Walt (2014-15)	Elarbee, Glen (2014-15)	Jordan, Tom (1994-96)	Smith, George (1979-82)
Block, King (1955-59)	Ellender, Bennie (1962)	Keane, Tim (1973-89)	Stephens, Ken (1960)
Bobo, John (1992)	Faulkner, Buster (2016-cur.)	Kiffin, Chris (2011)	Studrawa, Greg (1998-2000)
Brown, Julius (2013)	Federle, Adam (2010)	Laceweld, Larry (1960-61)	Siskey, Tyler (2008-2011)
Burnnett, Leon (1999-2001)	Fichtner, Randy (1997-2000)	Larche, Harry (1955-56)	Taylor, Trooper (2014-cur.)
Butler, Keith (1998)	Floyd, Don (1964)	Lashlee, Rhett (2012)	Templeton, Bill (1965-79)
Calcagni, Ron (1984-86)	Freeze, Hugh (2010)	Malham, Mike (1971-84)	Thompson, John (2012-13)
Caldwell, Bill (1961)	Gibson, Bubba (1990-91)	Marshall, Jim (2001)	Tomlin, Mike (1997-98)
Caldwell, Steve (1985-89, 2013)	Gilbert, Tony (2002-10)	Massey, Pat (1979-82)	Tuberville, Tommy (1983-84)
Carr, Roger (1991)	Gore, Clinton (1971-73)	McCarty, Mike (2004-07)	Tucker, Anthony (2013-15)
Carter, Jeff (1999-2001)	Grimes, J.B. (2012)	McGinnis, Pete (1992-95)	Waites, Wilson (1967)
Cauthen, Joe (2014-cur.)	Gunn, David (2002-12)	McKenzie, Norval (2016-cur.)	Weir, Sammy (1971-72)
Cefalo, Kyle (2017-cur.)	Hagaman, Marvin (1968-70)	Mitchell, David (1975-91)	Wilson, Barry (1997-2000)
Collins, Pat (1990)	Hall, Brandon (2012)	Morgan, Karl (1997-2000)	Wilson, Paul (1996)
Conway, Mike (2001)	Hamdan, Bush (2013)	Parker, Duayne (1955-56)	Winston, Dennis (1990-91)
Corless, Kevin (2002-10)	Hand, Mike (1990-96)	Paschall, Luke (2014-cur.)	Withrow, Gary (1973-89)
Creehan, Denny (1997)	Harris, Maurice (2008-2011)	Patterson, Darrell (2001)	Wommack, Dave (2011)
Curtis, Jack (2002-08)	Hawley, Eldon (1980-89)	Peoples, Kevin (2002-09)	Woods, Casey (2012)
Daniels, Keith (1990-91)	Heard, Grant (2011)	Petri, Rick (1980-88)	Wright, Dante (2002-03)
Davidson, Bill (1965-69)	Herzog, Ricky (1991-96)	Porter, Larry (1999-2001)	Yanowsky, Don (1997-2000)
	Hiller, Darren (2002-2011)	Rudolph, Allen (2016-cur.)	

YEAR-BY-YEAR RESULTS | 145

ARKANSAS STATE

Sun Belt Conference Champions 2011 2012 2013 2015 2016

2016
2015
2013
2012
2011
1986
1985
1978
1975
1970
1969
1968

1929—Won 2, Lost 5
Coach—Herbert Schwartz
 22 Lambuth 0
 12 Caruthersville JC 13
 0 Southern Arkansas 39
 0 Memphis State 6
 14 Mayfield College 0
 0 S.E. Missouri 25
 13 Arkansas College 54

1930—Won 1, Lost 4, Tied 3
Coach—Herbert Schwartz
 0 Caruthersville JC 0
 0 Hendrix-Henderson 19
 7 Univ. Tenn. JC 7
 0 Ark. Teachers 6
 13 Memphis State 6
 0 Arkansas A&M 0
 0 Southern State 19
 0 Arkansas College 27

1931—Won 6, Lost 2
Coach—Jack Dale
 6 Alumni 0
 34 Bethel Col. (Tenn.) 0
 13 Bethel Col. (Ky.) 0
 6 Univ. Tenn. JC 0
 6 Ark. Teachers 18
 14 Memphis State 6
 6 Arkansas A&M 22
 13 Southern State 7

1932—Won 3, Lost 4
Coach—Jack Dale
 60 N.W. Miss. JC 0
 0 Hendrix 26
 26 Ark. Teachers 0
 0 Southern State 15
 12 Memphis State 6
 0 Arkansas A&M 13
 0 Ouachita 13

1933—Won 2, Lost 4, Tied 2
Coach—E.T. Renfro
 0 Hendrix 0
 13 Ark. Teachers 6
 0 Tennessee Tech 12
 12 Southern State 13
 0 Arkansas A&M 14
 6 Ouachita 34
 0 Memphis State 0
 3 Arkansas College 0

1934—Won 2, Lost 5, Tied 1
Coach—Tommie Mills
 0 Tennessee Tech 6
 0 Memphis State 18
 6 Hendrix 0
 0 Ark. Teachers 25
 0 Little Rock JC 0
 19 Arkansas A&M 0
 6 Southern State 19
 0 Arkansas College 12

1935—Won 2, Lost 7
Coach—Tommie Mills
 0 Southwestern 38
 7 Southern Illinois 0
 18 Memphis State 0
 0 Univ. Tenn. JC 25
 0 Hendrix 27
 7 St. Louis Univ. 46

0 Arkansas A&M 28
 0 Ark. Teachers 27
 6 Southern State 7

1936—Won 3, Lost 5
Coach—Leslie Speck
 0 Southwestern 44
 7 Southern Illinois 3
 6 Delta State 53
 7 Univ. Tenn. JC 34
 7 Hendrix 28
 7 Arkansas A&M 6
 13 Southern State 6
 7 Ark. Teachers 14

1937—Won 1, Lost 5
Coach—Leslie Speck
 0 Southwestern 67
 0 Delta State 28
 16 Univ. Tenn. JC 7
 0 Hendrix 51
 0 Ark. Teachers 95
 0 Arkansas A&M 19

1938—Won 3, Lost 3
Coach—Leslie Speck
 2 Memphis State 38
 7 Univ. Tenn. JC 6
 0 Southern Illinois 6
 0 Hendrix 6
 27 Arkansas A&M 6
 18 Arkansas A&M 6

1939—Won 4, Lost 3
Coach—Bill Adams
 13 N.W. Miss. JC 0
 7 Memphis State 6
 6 Missouri Mines 39
 7 Southern Illinois 0
 0 Hendrix 20
 6 Union University 20
 26 Univ. Tenn. JC 13

1940—Won 1, Lost 4, Tied 2
Coach—Bill Adams
 6 N.W. Miss. JC 6
 12 Missouri Mines 44
 7 Sunflower JC 7
 0 Southern Illinois 7
 13 Austin Peay 0
 0 Union University 20
 7 Univ. Tenn. JC 14

1941—Won 0, Lost 7
Coach—Bill Adams
 0 S.E. Missouri 44
 0 Missouri Mines 46
 0 Sunflower JC 68
 0 Southern Illinois 27
 0 Austin Peay 34
 0 Union University 70
 0 Southern State 19

1942—No Team
1943—No Team
1944—No Team

1945—Won 2, Lost 4, Tied 1
Coach—J.A. Tomlinson
 0 Southern Illinois 6
 6 Southern Illinois 6

18 Ark. Teachers 0
 0 Miss. State B 43
 0 Henderson 13
 21 Ark. Teachers 0
 6 Illinois Wesleyan 27

1946—Won 4, Lost 3, Tied 3
Coach—Forrest England
 0 S.E. Missouri 8
 0 Xavier (O.) 26
 2 Bradley University 26
 13 Arkansas A&M 13
 0 Henderson 0
 6 Evansville 6
 14 Southern Illinois 12
 20 Illinois Wesleyan 0
 14 Centre College 0
 30 Ark. Teachers 12

1947—Won 4, Lost 2, Tied 3
Coach—Forrest England
 25 S.E. Missouri 0
 14 Western Kentucky 14
 28 Arkansas A&M 0
 14 Washington (Mo.) 40
 7 Southern Illinois 19
 7 Pensacola Navy 6
 19 Memphis State 19
 45 Centre College 0
 0 Ark. Teachers 0

1948—Won 4, Lost 4, Tied 1
Coach—Forrest England
 12 Mississippi College 0
 13 Western Kentucky 12
 13 Delta State 13
 34 Henderson 14
 6 Kansas State U. 37
 7 Middle Tennessee 14
 27 Southern Illinois 21
 6 Northwest Louisiana 41
 13 Memphis State 34

1949—Won 5, Lost 4
Coach—Forrest England
 7 Mississippi College 18
 14 Memphis Navy 20
 14 Ouachita 0
 14 Middle Tennessee 25
 7 Delta State 7
 28 Henderson 6
 7 Memphis State 61
 7 Missouri Valley 6
 13 Union University 7

1950—Won 6, Lost 3
Coach—Forrest England
 0 at Mississippi State 67
 20 at Ouachita 0
 6 Delta State 19
 27 Florence State 0
 46 Southern Illinois 0
 21 at Missouri Valley 20
 7 at Memphis State 60
 27 Henderson 13
 46 at Union University 0

1951—Won 10, Lost 2
Coach—Forrest England
 34 Memphis Navy 0
 0 at Mississippi State 32
 46 at Arkansas Tech 6

43 at Delta State 0
 35 Florence State 13
 39 at Troy State 0
 53 Corry Field (at Blytheville) 0
 35 Pittsburg State 0
 37 at Henderson State 0
 68 at Southern Illinois 0

1952—Won 8, Lost 3
Coach—Forrest England
 39 at Memphis Navy 0
 47 Northern Ohio 0
 48 Ellington AFB 0
 14 at Mississippi State 41
 28 at Florence State 7
 13 Tennessee Tech 21
 42 Lewis College 0
 34 at Southern State 0
 26 at Pittsburg State 7
 41 Emporia State 7

1953—Won 8, Lost 0, Tied 2
Coach—Forrest England
 19 Abilene Christian 7
 38 at Emporia State 19
 13 Florence State 13
 13 SW Louisiana 12
 34 at Lewis College 0
 49 Southern State 0
 20 at Memphis State 0
 14 at Tennessee Tech 7
 32 Nebraska Teachers 0

1954—Won 1, Lost 8
Coach—Glen Harneson
 25 Lewis College 7
 13 at Mississippi State 46
 7 at Florence State 26
 2 at SW Louisiana 32
 0 SE Louisiana 51
 7 at Memphis State 26
 20 Austin College 61
 0 Tennessee Tech 47
 0 Abilene Christian 53

1955—Won 6, Lost 3
Coach—Gene Harlow
 41 Lewis College 6
 7 Florence State 12
 6 Murray State 13
 21 at SE Louisiana 12
 21 at Memphis State 20
 40 at Austin College 19
 27 at Tennessee Tech 20
 6 at Austin Peay 19
 33 Arkansas Tech 6

1956—Won 5, Lost 4
Coach—Gene Harlow
 56 Concordia (Neb.) 0
 39 at Florence State 13
 21 Louisiana Tech 13
 0 at Mississippi State 19
 28 at Murray State 27



ARKANSAS STATE

GoDaddy Bowl 2012-15 | New Orleans Bowl 2015 | Cure Bowl 2016

BOWL
GAMES
2016
2015
2014
2013
2012
2011
2005
1970
1969
1968
1954
1952 (2)
1951



The 1968 team was the first squad to compete in three consecutive bowl games.

0 at Memphis State	34	1960—Won 4, Lost 5	9 at The Citadel	10	6 at Arlington State+	16
6 Tennessee Tech	26	Coach—King Block	0 at Miss. Southern	25	20 Trinity University+	7
27 Austin Peay	13	7 at NE Louisiana	33 Murray State	34	+Southland Conf. games	
7 at Arkansas Tech	25	7 Louisiana Tech	21 at Delta State	27		
		19 at Florence State	14 S. Dakota State	17		
		9 at Mississippi State			1967—Won 4, Lost 5	
1957—Won 4, Lost 5		6 at Montana State			Coach—Bennie Ellender	
Coach—Gene Harlow		27 at Murray State	1964—Won 7, Lost 0, Tied 2		21 Western Michigan	8
13 at Southern Illinois	6	14 Mississippi Southern	Coach—Bennie Ellender		15 at Tennessee Tech	7
15 Florence State	13	6 Tennessee Tech	27 Tennessee Tech	0	7 The Citadel (at LR)	20
13 at Mississippi State	47	7 The Citadel	10 at Florence State	7	3 at Louisiana Tech	6
32 S.E. Oklahoma	7		17 at Stephen F. Austin	6	24 Abilene Christian+	14
19 at Louisiana Tech	25		7 at Arlington State+	7	23 at Lamar Tech+	28
27 Murray State	20	1961—Won 3, Lost 6	35 Trinity University+	13	6 SW Louisiana	7
0 at Memphis State	34	Coach—King Block	21 at Abilene Christian+	7	14 Texas-Arlington+	16
6 at Tennessee Tech	7	21 at U. of S. Dakota	9 at Murray State	8	13 at Trinity University+	10
13 Arkansas Tech	21	8 at Louisiana Tech	7 Delta State	6	+Southland Conf. games	
		14 Florence State	6 Lamar Tech+	7		
		6 Montana State	+Southland Conf. games		1968—Won 7, Lost 3, Tied 1	
1958—Won 4, Lost 5		0 at Mississippi State			Coach—Bennie Ellender	
Coach—Hugh Taylor		0 at Miss. Southern	1965—Won 6, Lost 3		0 at Western Michigan	20
7 Louisiana Tech	14	22 Murray State	Coach—Bennie Ellender		46 at Drake University	14
0 at Florence State	19	7 Wisconsin State	12 at Tennessee Tech	7	26 Eastern Michigan	7
14 Univ. of Tampa	20	8 at The Citadel	33 Florence State	12	15 Tennessee Tech	12
0 at Mississippi State	38		3 Stephen F. Austin	0	17 SE Louisiana	7
16 Austin Peay	0	1962—Won 6, Lost 3	7 at Lamar Tech+	20	31 Trinity University (at LR)+	14
20 at Murray State	14	Coach—King Block	14 at The Citadel	0	17 at Abilene Christian+	17
48 Southern State	13	23 at Florence State	35 Abilene Christian+	13	48 Lamar Tech+	17
7 at Univ. of Florida	51	34 St. Mary (Kan.)	27 Murray State	13	9 at SW Louisiana	20
50 at Arkansas Tech	7	20 Mississippi Coll.	12 Arlington State+	27	22 at Texas-Arlington+	21
		14 The Citadel	14 at Trinity University+	15	+Southland Conf. games	
1959—Won 3, Lost 6		9 at Murray State	+Southland Conf. games		Pecan Bowl (ABC-TV)	
Coach—Hugh Taylor		7 Mississippi Southern			14 N. Dakota State	23
15 NE Louisiana	0	12 at Tennessee Tech	1966—Won 7, Lost 2			
0 at Louisiana Tech	35	18 U. of S. Dakota	Coach—Bennie Ellender		1969—Won 8, Lost 1, Tied 1	
14 Florence State	16		49 Tennessee Tech	7	Coach—Bennie Ellender	
14 at Mississippi State	49	1963—Won 2, Lost 6	27 at Florence State	13	53 E. New Mexico	20
19 Western Illinois	22	Coach—Bennie Ellender	26 Louisiana Tech	13	10 at The Citadel	14
36 Murray State	18	0 Tennessee Tech	44 at Murray State	0	29 at Tennessee Tech	22
13 at Univ. of Tampa	14	14 Florence State	33 at Abilene Christian+	22	26 SW Louisiana (at LR)	0
6 at Tennessee Tech	54	68 St. Mary (Kan.)	0 Lamar Tech+	17	34 Abilene Christian+	22
54 Central Missouri	6		17 at SW Louisiana	14	20 at Lamar Tech+	20

YEAR-BY-YEAR RESULTS | 147

RED WOLVES FOOTBALL

AStateRedWolves.com

ARKANSAS STATE

Sun Belt Conference Champions | 2011 | 2012 | 2013 | 2015 | 2016



The 1970 team went undefeated on its way to a college division national championship.

21 Drake University 21
13 Texas-Arlington+ 3
27 at Trinity University+ 17
+Southland Conf. games
Pecan Bowl (ABC-TV)
29 Drake University 21

1970—Won 11, Lost 0
Coach—Bennie Ellender

53 at Wichita State 14
12 at SE Louisiana 3
24 The Citadel (at LR) 7
21 Trinity University+ 14
38 Louisiana Tech 17
28 at Abilene Christian+ 23
69 Lamar University+ 7
23 North Dakota Univ. 18
27 at Texas-Arlington+ 7
27 Southern Illinois 3
+Southland Conf. games
Pecan Bowl (ABC-TV)
38 Central Missouri 21

1971—Won 4, Lost 4, Tied 1
Coach—Bill Davidson

16 at Wichita State 14
20 NE Louisiana 6
14 at Southern Illinois 21
27 Louisiana Tech+ 28
35 Abilene Christian (at LR)+ 9
10 SW Louisiana+ 10
28 Texas-Arlington+ 7
11 at Trinity University 28
13 at Lamar University+ 24
+Southland Conf. games

1972—Won 3, Lost 8
Coach—Bill Davidson

17 McNeese State+ 27
39 at E. New Mexico 7
0 Wichita State 6
21 at SW Louisiana+ 18
3 at Tenn-Chattanooga 21

17 Louisiana Tech (at LR)+ 38
0 at Abilene Christian+ 3
24 Lamar+ 26
14 at NE Louisiana 13
22 Trinity University 32
6 at Texas-Arlington+ 7
+Southland Conf. games

1973—Won 7, Lost 3
Coach—Bill Davidson

56 Abilene Christian 46
27 SW Louisiana+ 13
12 at Wichita State 14
9 Indiana State 3
7 at Louisiana Tech+ 23
37 Xavier (at LR) 0
7 at Lamar+ 10
38 Illinois State 20
30 Texas-Arlington+ 21
26 at McNeese State+ 23
+Southland Conf. games

1974—Won 7, Lost 3
Coach—Bill Davidson

7 Louisiana Tech+ 20
14 Eastern Michigan 7
38 at Illinois State 0
6 Lamar+ 10
41 at Southern Illinois 16
17 NE Louisiana 14
0 at Bowling Green 10
42 at Texas-Arlington+ 12
22 McNeese State+ 20
28 at SW Louisiana+ 6
+Southland Conf. games

DIVISION I

1975—Won 11, Lost 0
Coach—Bill Davidson

42 NW Louisiana 0
23 Idaho 6
24 at McNeese State+ 7
29 at Memphis State 10

39 SW Louisiana+ 17
14 at Cincinnati 9
17 at Lamar+ 0
48 Tenn-Chattanooga 0
35 Southern Illinois (at LR) 12
54 Texas-Arlington+ 7
30 at Louisiana Tech+ 13
+Southland Conf. games

1976—Won 5, Lost 6
Coach—Bill Davidson

31 NE Louisiana 13
14 at San Diego State 24
3 at Indiana State 21
13 Louisiana Tech+ 37
44 NW Louisiana 24
30 at Eastern Michigan 32
41 at Southern Illinois 10
21 McNeese State+ 24
31 Lamar+ 20
14 at SW Louisiana+ 14
14 at Texas Arlington+ 14
+Southland Conf. games

1977—Won 7, Lost 4
Coach—Bill Davidson

31 at Drake 29
7 at NW Louisiana 30
21 Southern Illinois 6
18 East Texas State 17
10 at Lamar+ 6
7 Louisiana Tech+ 20
14 at McNeese State+ 17
31 at NE Louisiana 20
17 SW Louisiana+ 15
14 Texas-Arlington+ 44
14 at Southern Miss 10
+Southland Conf. games

1978—Won 7, Lost 4
Coach—Bill Davidson

20 at Tulsa 6
6 Southern Miss. (at LR) 21

13 at NE Louisiana 21
10 Drake 0
23 NW Louisiana 14
26 at Southern Illinois 24
6 McNeese State+ 3
27 at Texas-Arlington+ 7
16 at SW Louisiana+ 6
10 at Louisiana Tech+ 24
6 Lamar+ 3
+Southland Conf. games

DIVISION I-A

1979—Won 4, Lost 7
Coach—Larry Lacewell

24 East Texas State 14
17 at NE Louisiana 18
24 Southern Illinois 16
9 SW Louisiana (ABC-TV)+ 13
24 at Richmond 3
14 at Louisiana Tech+ 7
7 at McNeese State+ 10
10 Lamar+ 20
18 Texas-Arlington+ 56
14 at Wyoming 17
6 at Southern Miss 14
+Southland Conf. games

1980—Won 2, Lost 9
Coach—Larry Lacewell

29 Tennessee-Martin 9
12 NE Louisiana 35
7 at Kansas State 31
3 at Memphis State 24
0 at SW Louisiana+ 3
0 at Southern Miss 35
28 McNeese State+ 36
0 Louisiana Tech+ 28
22 at Lamar+ 23
14 at Texas-Arlington+ 36
14 Austin Peay State 9
+Southland Conf. games

1981—Won 6, Lost 5
Coach—Larry Lacewell

35 at NE Louisiana 13
0 Richmond 24
26 at Central Michigan 23
16 at Kansas (ABC-TV) 17
14 SW Louisiana+ 3
2 UT Chattanooga 3
7 at McNeese State+ 21
10 at Texas-Arlington+ 7
16 Lamar+ 9
30 at Louisiana Tech+ 32
31 Tulsa 7
+Southland Conf. games

DIVISION I-AA

1982—Won 5, Lost 6
Coach—Larry Lacewell

10 at Mississippi State 31
13 Tenn-Chattanooga 12
35 at Southern Illinois 30
7 at Alabama 34
20 at SW Louisiana 13
21 NE Louisiana+ 31

ARKANSAS STATE

GoDaddy Bowl 2012-15 | New Orleans Bowl 2015 | Cure Bowl 2016

10	McNeese State+	21
14	Louisiana Tech+	24
20	at Lamar+	19
20	Texas-Arlington+	17
0	at Memphis State	12
+Southland Conf. games		

1983—Won 5, Lost 5, Tied 1

Coach—Larry Lacewell

31	Tennessee-Martin	0
27	at Tenn-Chattanooga	14
0	at Texas A&M	38
7	at NE Louisiana (WTBS)+	45
28	Southern Illinois	35
0	North Texas State (at LR)+	17
21	Louisiana Tech+	7
24	at McNeese State+	14
19	Texas-Arlington+	28
24	at Lamar+	14
14	at Memphis State	14
+Southland Conf. games		

1984—Won 8, Lost 4, Tied 1

Coach—Larry Lacewell

2	at Memphis State	17
16	at Tenn-Chattanooga	0
72	Tennessee-Martin	14
19	at Southern Illinois	0
21	at Texas A&M	22
14	North Texas State+	9
10	at Louisiana Tech+	20
16	McNeese State+	16
51	at Texas-Arlington+	37
37	Lamar+	12
38	NE Louisiana+	14
I-AA Playoffs		
37	Tenn-Chattanooga	10
14	at Montana State	31
+Southland Conf. games		

1985—Won 9, Lost 4

Coach—Larry Lacewell

12	at NW Louisiana	10
14	at Mississippi State	22
41	Mississippi College	13
16	at Mississippi	18
13	at McNeese State+	15
56	North Texas State+	0
31	Louisiana Tech+	13
13	Texas-Arlington+	12
41	Southern Illinois	12
21	at Lamar+	0
31	at NE Louisiana+	23
I-AA Playoffs		
10	Grambling	7
23	at Nevada-Reno	24
+Southland Conf. games		

1986—Won 12, Lost 2, Tied 1

Coach—Larry Lacewell

22	Southern Illinois	7
21	NW Louisiana	0
30	at Memphis State	10
10	at Ole Miss	10
44	East Texas State	0
9	at Mississippi State	24
20	at Louisiana Tech+	17
23	McNeese State+	14
43	at North Texas State+	21
56	Lamar+	7
26	NE Louisiana+	21
I-AA Playoffs		

48	Sam Houston State	7
55	at Delaware	14
24	Eastern Kentucky	10
21	Ga. Southern* (ESPN)	48
*at Tacoma, Washington		
+Southland Conf. games		

1987—Won 8, Lost 4, Tied 1

Coach—Larry Lacewell

20	NW Louisiana	23
35	Mississippi College	0
10	at Ole Miss	47
77	East Texas State	22
37	at McNeese State	0
37	Louisiana Tech	3
33	at Southern Illinois	9
21	at Memphis State	21
27	North Texas State	20
34	at Lamar	20
21	at NE Louisiana	31
I-AA Playoffs		
35	at Jackson State	32
28	at Northern Iowa	49
ASU played as Independent		

1988—Won 5, Lost 6

Coach—Larry Lacewell

28	Delta State	15
7	at Memphis State	9
21	at North Texas	49
20	NE Louisiana	16
43	at Southern Illinois	45
21	at Akron	12
13	at Ole Miss	25
17	Lamar	21
31	at Louisiana Tech	22
28	Illinois State	10
38	at SW Louisiana	21
ASU played as Independent		

1989—Won 5, Lost 6

Coach—Larry Lacewell

17	at Memphis State	13
13	at Ole Miss	34
17	North Texas	20
28	Southern Illinois	23
15	at Lamar	31
0	McNeese State	16
37	Louisiana Tech	40
7	at NE Louisiana	13
13	Pittsburg State	34
0	at Illinois State	12
28	at SW Louisiana	29
ASU played as Independent		

1990—Won 3, Lost 7, Tied 1


Coach—Al Kincaid

24	at Memphis State	24
23	NE Louisiana	18
27	at Wyoming	34
7	at Louisiana Tech	40
0	at Southern Illinois	17
16	NW Louisiana	8
0	at Northern Illinois	35
13	at Ole Miss	42
26	at North Texas	35
16	SW Louisiana	17
28	at Toledo	43
ASU played as Independent		

1991—Won 1, Lost 10

Coach—Al Kincaid

24	at Colorado State	38
3	NW Louisiana	28
21	at Northern Illinois	22
21	at Memphis State	31
10	Louisiana Tech	42
20	Central Florida	31
14	at Louisiana State	70
23	at Akron	28
20	Southwest Missouri	37
20	Troy State	17
13	SW Louisiana	17
ASU played as Independent		



1986 I-AA championship game program and A-State's national runner-up trophy.

1991—Won 1, Lost 10

Coach—Al Kincaid

24	at Colorado State	38
3	NW Louisiana	28
21	at Northern Illinois	22
21	at Memphis State	31
10	Louisiana Tech	42
20	Central Florida	31
14	at Louisiana State	70
23	at Akron	28
20	Southwest Missouri	37
20	Troy State	17
13	SW Louisiana	17
ASU played as Independent		

15	at Mississippi State	15
10	Northeast Louisiana	42
6	at Pacific+	20
23	Nevada+	21
+Big West Conf. games		

DIVISION I-A

1992—Won 2, Lost 9

Coach—Ray Perkins

0	at Toledo	49
0	at Oklahoma	61
0	Northern Illinois	31
42	Southern Illinois	38
18	NW Louisiana	24
7	Troy State	41
7	at Memphis State	37
6	at Mississippi State	56
0	at Louisiana Tech	23
18	at East Carolina	35
20	at SW Louisiana*	7
*called in 4th due to lightning		
ASU played as Independent		

1995—Won 6, Lost 5

Coach—John Bobo

21	Utah State+	17
23	at UNLV+	28
14	Southern Illinois	9
25	at Louisiana Tech+	28
7	at Minnesota	55
9	Southwestern La.+	33
25	at Texas Tech	63
37	Jacksonville State	6
21	San Jose State+	7
28	at Northern Illinois+	21
55	Mississippi Valley State3	
+Big West Conf. games		

1993—Won 2, Lost 8, Tied 1

Coach—John Bobo

6	at Florida	44
19	New Mexico State+	22
7	at Northern Illinois+	23
27	Southern Illinois	6
3	at Louisiana Tech+	17
3	at Memphis State	45
3	Southwestern La.+	19

1996—Won 4, Lost 7

Coach—John Bobo

9	at Brigham Young	58
24	Austin Peay State	0
17	at Ala.-Birmingham	42
30	Northern Illinois	31
17	Central Arkansas	7

BOWL GAMES

2016
2015
2014
2013
2012
2011
2005
1970
1969
1968
1954
1952 (2)
1951

YEAR-BY-YEAR RESULTS | 149

ARKANSAS STATE

Sun Belt Conference Champions 2011 2012 2013 2015 2016

2016
2015
2013
2012
2011
1986
1985
1978
1975
1970
1969
1968

31	at Southwestern La.	42
38	SE Missouri State	9
21	at Mississippi	38
16	at East Carolina	34
55	Louisiana Tech	38
14	at Nevada	66
ASU	played as Independent	

1998—Won 4, Lost 8
Coach—Joe Hollis

14	at Minnesota	17
6	at Louisiana State	42
28	SW Missouri State	24
20	at Hawaii	0
34	New Mexico St. (OT)	31
14	Idaho	52
19	at Southwestern La.	21
17	at Mississippi	30
19	at Memphis	35
21	Louisiana Tech	69
17	Northeast Louisiana	13
7	Cincinnati	51
ASU	played as Independent	

1999—Won 4, Lost 7
Coach—Joe Hollis

3	at Illinois	41
14	at Mississippi	38
26	at Memphis	31
21	TCU	24
45	Sam Houston State	20
14	at Utah State+	20
24	Idaho (OT)+	30
14	at North Texas+	10
31	Louisiana-Lafayette+#27	
10	at Boise State+	63
44	Nevada	28
+Big West Conf. games		
#Designated as Big West game		

2000—Won 1, Lost 10
Coach—Joe Hollis

31	at North Carolina St. (2OT)	38
7	at Oklahoma	45
17	Memphis	19
3	at TCU	52
27	Richmond	30
10	at Mississippi	35
25	at Idaho+	42
29	New Mexico St. (OT)+35	
31	at Utah State+	44
14	Boise State+	42
53	North Texas+	28
+Big West Conf. games		

2001—Won 2, Lost 9
Coach—Joe Hollis

17	at Georgia	45
3	at Baylor	24
28	Jacksonville State	31
17	Mississippi	35
26	Louisiana-Lafayette+	20
0	at North Texas+	45
34	Idaho+	31
6	at Middle Tennessee+54	
17	at New Mexico State+28	
7	Louisiana-Monroe+	16
22	Nicholls State	28
+Sun Belt Conf. games		

2002—Won 6, Lost 7
Coach—Steve Roberts

7	at Virginia Tech*	63
14	San Jose State (LR)	33
21	Tulsa	19
7	at Illinois	59
33	at Louisiana-Monroe+21	
30	Tennessee-Martin	10
13	Middle Tennessee	7
17	at Mississippi (No. 25)52	
10	North Texas+	13
21	New Mexico State+	26
38	Southern Utah	16
0	at UL Lafayette+	13
#38	at Idaho+	29
Hispanic College Fund Classic		
+Sun Belt Conf. games		

2003—Won 5, Lost 7
Coach—Steve Roberts

11	at Texas A&M	26
63	Tennessee-Martin	6
21	SE Missouri State	3
7	at Tulsa#+	54
16	at Memphis	38
44	UL Monroe (LR)+	47
0	at Mississippi	55
0	at Utah State+	49
31	at New Mexico State+24	
24	Idaho+	23
14	at North Texas+	58
14	Middle Tennessee+	24
# Designated Sun Belt game		
+ Sun Belt Conf. games		

2004—Won 3, Lost 8
Coach—Steve Roberts

20	at Missouri (No. 17)	52
3	at LSU (No. 4)	53
35	Memphis	47
28	at Louisiana-Monroe+21	
21	at Mississippi	28
17	at Middle Tennessee+45	
13	Troy+	9
19	at UL Lafayette+	27
31	at Idaho+	45
30	Utah State+	7
7	North Texas+	31
+ Sun Belt Conf. games		

2005—Won 2*, Lost 6
Coach—Steve Roberts

17	vs. Missouri!	44
56	Tennessee-Martin*	7
10	at Oklahoma State	20
66	Florida International*24	
27	at Louisiana-Monroe+31	

39	Louisiana-Lafayette+*36	
3	Florida Atlantic (OT)+* 0	
7	at Middle Tennessee+45	
9	Troy+	3
10	at Army	38
31	at North Texas+	24
19	vs. Southern Miss#	31
! - played at Arrowhead Stadium		
+ Sun Belt Conf. games		
# - New Orleans Bowl		
4 wins () later vacated due to NCAA sanctions. Actual on-field record was 6-6 overall, 5-2 SBC).		

2006—Won 0*, Lost 6
Coach—Steve Roberts

14	Army*	6
7	Oklahoma State!	35
9	at SMU	55
31	at Florida Int!+*	6
10	Louisiana-Monroe+*	6
26	at Memphis*	23
29	North Texas+ (HC)*	10
0	at Florida Atlantic+	29
0	at Auburn	27
10	Middle Tennessee+	38
33	at Troy+*	26
13	at UL Lafayette+	28
!played at War Memorial Stadium		
+Sun Belt Conference game		
6 wins () later vacated due to NCAA sanctions. Actual on-field record was 6-6 overall, 4-3 SBC).		

2007—Won 5, Lost 7
Coach—Steve Roberts

13	at Texas	21
45	SMU	28
41	at Tennessee	48
35	Memphis	31
13	at Louisiana-Monroe+30	
52	Louisiana-Lafayette+21	
7	at Middle Tennessee+24	
0	Troy+	27
27	Florida International+	24
31	at Florida Atlantic+	34
31	North Texas+	27
10	at Southern Miss	16
+Sun Belt Conference game		

2008—Won 6, Lost 6
Coach—Steve Roberts

18	at Texas A&M	14
83	Texas Southern	10
24	Southern Miss	27
31	Middle Tennessee+	14
17	at Memphis	9
37	Louisiana-Monroe+	27
23	at UL Lafayette+	45
0	at No. 2 Alabama	35
21	at Florida Int!+	22
28	Florida Atlantic+	14
33	at North Texas+	28
9	at Troy+	35
+Sun Belt Conference game		

2009—Won 4, Lost 8
Coach—Steve Roberts

61	Mississippi Valley St.	0
9	at Nebraska	38

27	Troy+	30
21	at Iowa	24
10	at UL Monroe+	16
3	Florida Int!+	10
13	at Louisville	21
18	UL Lafayette+	21
18	at Florida Atlantic+	35
14	at Middle Tennessee+38	
30	North Texas+	26
24	at Western Kentucky	20
+Sun Belt Conference game		

2010—Won 4, Lost 8
Coach—Steve Roberts

26	at No. 22 Auburn	52
24	at UL Lafayette+	31
34	UL Monroe+	20
28	at Troy+	35
24	Louisville	34
24	at North Texas+	19
6	at Indiana	36
6	Florida Atlantic+	16
51	Middle Tennessee+	24
10	Western Ky.+ (OT)	36
31	at Navy	35
24	at Florida Int!+	31
38	+Sun Belt Conference game	

2011—Won 10, Lost 3
Coach—Hugh Freeze

15	at Illinois	33
47	Memphis	3
6	at No. 13 Va. Tech	26
53	Central Arkansas	24
26	at Western Kentucky+22	
24	at Louisiana-Monroe+19	
34	Florida Int!+	16
37	North Texas (HC)+	14
39	at Florida Atlantic+	21
30	Louisiana-Lafayette+	20
48	at Middle Tennessee+19	
45	Troy+	14
20	vs. Northern Illinois#	38
+Sun Belt Conference game		
#GoDaddy.com Bowl		

2012—Won 10, Lost 3
Coach—Gus Malzahn

34	at No. 5 Oregon	57
33	Memphis	28
13	at Nebraska	42
16	Alcorn State	0
13	Western Kentucky+	26
34	at Florida Int!+	20
36	South Alabama+	29
50	at UL Lafayette+	27
27	at North Texas+	19
14	Louisiana-Monroe+	23
41	at Troy+	34
45	Middle Tennessee+	0
17	vs. No. 25 Kent State#	
+Sun Belt Conference game		
#GoDaddy.com Bowl		

2013—Won 8, Lost 5
Coach—Bryan Harsin

62	UAPB	11
9	at Auburn	38
41	Troy+	34
7	at Memphis	31
19	at Missouri	41



ARKANSAS STATE

GoDaddy Bowl 2012-15 | New Orleans Bowl 2015 | Cure Bowl 2016

48	Idaho+	24
7	Louisiana-Lafayette+	23
17	at South Alabama+	16
42	at Louisiana-Monroe+14	
38	Texas State+	21
35	Georgia State+	33
31	at Western Kentucky+34	
23	vs Ball State#	20
+Sun Belt Conference game		
#GoDaddy Bowl		

2014—Won 7, Lost 6

Coach—Blake Anderson		
37	Montana State	10
19	at Tennessee	34
20	at Miami	41
21	Utah State (OT)	14
28	Louisiana-Monroe+	14
52	at Georgia State+	10
40	at UL Lafayette+	55
44	at Idaho+	28
45	South Alabama+	37
32	Appalachian State+	30
27	at Texas State+	45
68	New Mexico State+	35
44	vs Toledo#	63
+Sun Belt Conference game		
#GoDaddy Bowl		

2015—Won 9, Lost 4

Coach—Blake Anderson		
6	at No. 8 USC	55
20	Missouri	27
70	Missouri State	7
7	at Toledo	37
49	Idaho+	35
49	at South Alabama+	31
37	Louisiana-Lafayette+	27
48	Georgia State+	34
40	at Appalachian St.+	27
59	at UL Monroe+	21
52	at New Mexico St.+	28
55	Texas State+	17
28	vs Louisiana Tech#	47
+Sun Belt Conference game		
#New Orleans Bowl		

2016—Won 8, Lost 5

Coach—Blake Anderson		
10	Toledo	31
14	at Auburn	51
20	at Utah State	34
23	Central Arkansas	28
27	Georgia Southern+	26
17	South Alabama+	7
51	UL Monroe+	10
31	at Georgia State+	16
41	New Mexico State+	22
35	at No. 25 Troy+	3
19	at UL Lafayette+	24
36	at Texas State+	14
31	UCF#	13
+Sun Belt Conference game		
#Cure Bowl		

Year	W	L	T	Pts.	Opp.	Year	W	L	T	Pts.	Opp.
1911	1	1	0	12	11	1967	4	5	0	126	116
1912	3	1	0	39	20	1968	7	3	1	245	172
1913	3	1	1	157	30	1969	8	1	1	262	140
1914	4	3	0	85	94	1970	11	0	0	360	134
1915	4	1	1	100	13	1971	4	4	1	174	147
1916	4	3	0	72	51	1972	3	8	0	163	198
1917	4	2	1	158	54	1973	7	3	0	249	166
1918	No Team					1974	7	3	0	215	122
1919	2	5	0	27	101	1975	11	0	0	355	81
1920	3	3	0	56	97	1976	5	6	0	274	221
1921	3	2	1	47	33	1977	7	4	0	184	214
1922	0	7	0	0	401	1978	7	4	0	163	144
1923	0	6	1	0	164	1979	4	7	0	167	188
1924	4	4	0	95	56	1980	2	9	0	129	269
1925	4	3	1	65	118	1981	6	5	0	177	159
1926	4	3	1	60	71	1982	5	6	0	170	244
1927	4	3	0	61	66	1983	5	5	1	195	226
1928	3	3	1	105	65	1984	8	4	1	347	187
1929	2	5	0	61	137	1985	9	4	0	322	169
1930	1	4	3	20	84	1986	12	2	1	452	210
1931	6	2	0	98	53	1987	8	4	1	395	277
1932	3	4	0	98	73	1988	5	6	0	261	245
1933	2	4	2	34	79	1989	5	6	0	261	265
1934	2	5	1	31	80	1990	3	7	1	200	313
1935	2	7	0	38	198	1991	1	10	0	189	361
1936	3	5	0	54	188	1992	2	9	0	118	402
1937	1	5	0	16	267	1993	2	8	1	122	274
1938	3	3	0	54	68	1994	1	10	0	123	316
1939	4	3	0	65	98	1995	6	5	0	265	270
1940	1	4	2	45	98	1996	4	7	0	272	365
1941	0	7	0	0	308	1997	2	9	0	201	394
1942	No Team					1998	4	8	0	216	385
1943	No Team					1999	4	7	0	246	332
1944	No Team					2000	1	10	0	247	410
1945	2	4	1	51	95	2001	2	9	0	177	357
1946	4	3	3	99	103	2002	6	7	0	259	361
1947	4	2	3	159	91	2003	5	7	0	242	401
1948	4	4	1	131	186	2004	3	8	0	215	365
1949	5	4	0	111	149	2005	2*	6	0	294	303
1950	6	3	0	200	179	2006	0*	6	0	182	289
1951	10	2	0	456	98	2007	5	7	0	291	331
1952	8	3	0	351	117	2008	6	6	0	324	285
1953	8	0	2	239	65	2009	4	8	0	272	279
1954	1	8	0	74	349	2010	4	8	0	360	369
1955	6	3	0	202	127	2011	10	3	0	422	270
1956	5	4	0	193	170	2012	10	3	0	454	318
1957	4	5	0	138	180	2013	8	5	0	379	340
1958	4	5	0	162	176	2014	7	6	0	477	396
1959	3	6	0	171	214	2015	9	4	0	520	393
1960	4	5	0	116	138	2016	8	5	0	355	279
1961	3	6	0	84	179	Totals 458* 477 37					
1962	6	3	0	146	96	*4 wins in 2005 and 6 wins in 2006					
1963	2	6	0	159	174	later vacated due to NCAA sanc-					
1964	7	0	2	148	61	tions. Actual on-field record for both					
1965	6	3	0	157	107	seasons was 6-6. Actual all-time on					
1966	7	2	0	222	109	field record is 460-472-37.					

BOWL GAMES
2016
2015
2014
2013
2012
2011
2005
1970
1969
1968
1954
1952 (2)
1951

YEAR-BY-YEAR RESULTS | 151

RED WOLVES FOOTBALL

AStateRedWolves.com

ARKANSAS STATE

Sun Belt Conference Champions | 2011 | 2012 | 2013 | 2015 | 2016

2016
2015
2013
2012
2011
1986
1985
1978
1975
1970
1969
1968

YEAR-BY-YEAR OFFENSIVE TEAM STATS | 152

YEAR	RUSHING			PASSING		TOTAL OFFENSE		
	Points (avg)	FD (pass/rush/p)	Att-Yds-TD (Avg)	Comp-Att-Yds-TD/INT (Avg)	Plays-Yds-Avg	TOP Avg	3rd Pct	
2016	355 (27.3)	242 (124/102/16)	517-1784-19 (137.2)	231-402-3148-21/9 (242.2)	919-4932-379.4	29.02	29%	
2015	520 (40.0)	290 (151/115/24)	608-3007-35 (231.3)	207-365-2693-23/15 (207.2)	973-5700-438.5	30.27	39%	
2014	477 (36.7)	304 (145/139/20)	576-2813-35 (216.4)	276-488-3381-25/8 (260.1)	1024-6194-476.5	28.51	38%	
2013	379 (29.2)	275 (117/147/11)	579-2674-31 (205.7)	255-368-2627-14/7 (202.1)	947-5301-407.8	29.58	45%	
2012	454 (34.9)	319 (137/159/23)	540-2952-31 (206.2)	279-412-3386-25/5 (260.5)	952-6067-466.7	29.02	47%	
2011	422 (32.5)	304 (169/120/15)	516-2005-25 (154.2)	326-500-3817-21/16 (293.6)	1016-5822-447.8	30.05	42%	
1986	360 (30.0)	262 (131/108/23)	418-1784-23 (148.7)	266-438-3057-23/12 (254.8)	856-4841-403.4	26.57	34%	
1985	272 (22.7)	208 (91/101/16)	428-2016-21 (135.2)	191-330-2323-10/12 (193.6)	758-3946-328.8	29.48	33%	
1978	208 (16.3)	151 (68/83/18)	329-1457-19 (108.2)	147-253-1817-12/11 (147.2)	676-3274-316.0	27.50	27%	
1975	208 (16.3)	151 (68/83/18)	329-1457-19 (108.2)	147-253-1817-12/11 (147.2)	676-3274-316.0	27.50	27%	
1970	291 (24.2)	243 (107/117/19)	460-2502-16 (176.0)	205-388-2446-16/16 (203.8)	848-4558-379.8	29.51	36%	
1969	182 (15.2)	224 (82/121/21)	507-2012-12 (167.7)	144-300-1735-8/15 (144.6)	807-3747-312.2	33.03	43%	
1968	294 (24.5)	219 (88/118/13)	481-2318-21 (193.2)	162-299-2123-13/10 (176.9)	780-4441-370.1	27.57	37%	
2004	215 (19.5)	199 (102/87/10)	400-1665-8 (151.4)	177-342-2270-14/17 (206.4)	742-3935-357.7	29.32	35%	
2003	242 (20.2)	195 (82/96/17)	460-1910-20 (159.2)	161-328-1817-10/21 (151.4)	788-3727-310.6	29.46	32%	
2002	259 (19.9)	207 (80/116/11)	537-2374-25 (182.6)	150-290-1868-7/9 (143.7)	827-4242-326.3	30.55	33%	
2001	177 (16.1)	166 (61/88/17)	427-1610-11 (146.4)	125-275-1505-9/15 (136.8)	702-3115-283.2	28.59	27%	
2000	247 (22.5)	158 (75/71/12)	335-1406-14 (127.8)	177-317-2023-14/9 (183.9)	652-3429-311.7	28.10	33%	
1999	246 (22.4)	193 (81/99/13)	410-1617-11 (147.0)	293-139-1999-19/9 (181.7)	703-3616-328.7	28.54	32%	
1998	216 (18.0)	179 (103/64/12)	396-1021-10 (85.1)	194-410-2875-15/13 (239.6)	806-3896-324.7	28.16	29%	
1997	201 (18.2)	181 (99/61/21)	386-1045-15 (95.0)	157-343-2267-9/16 (206.1)	729-3312-301.1	29.19	34%	
1996	272 (24.7)	198 (111/64/23)	348-1700-14 (154.6)	213-409-2388-19/20 (217.1)	757-4088-371.6		42%	
1995	265 (24.1)	190 (97/72/21)	344-1447-16 (131.5)	206-392-2263-16/14 (205.7)	736-3710-337.3	27.14	33%	
1994	123 (11.2)	136 (54/71/11)	421-1366-6 (124.2)	122-248-1209-7/10 (109.9)	669-2575-234.1	29.09	28%	
1993	122 (11.1)	135 (48/77/10)	466-1405-8 (127.7)	108-218-1228-3/6 (111.6)	688-2633-239.4	31.22	22%	
1992	118 (10.7)	157 (69/74/14)	398-1068-12 (97.1)	132-262-1570-4/7 (142.7)	660-2638-239.8	28.34	34%	
1991	189(17.2)	204(71/112/21)	467-2120-18 (164.0)	126-276-1813-18/17(164.8)	743-3617-328.8	27.30	37%	
1990	200(18.2)	224(74/124/26)	521-2116-13 (192.4)	120-307-1887-11/17 (171.6)	828-4003-363.9	29.49	40%	
1989	261(23.7)	220(38/167/15)	655-962-26 (300.7)	63-127-962-6/6(87.5)	782-4270-388.2	31.50	42%	
1988	261(23.7)	218(26-173-19)	682-3266-33 (296.9)	40-97-524-3/5 (47.6)	779-3790-344.6	32.45	42%	
1987	332(30.2)	204(36-159-9)	660-3521-37 (298.5)	51-107-782-5/6 (71.6)	767-4065-369.6	33.31	47%	
1986	304(27.6)	214(42-167-5)	686-3259-27 (296.3)	63-127-909-6/5 (82.6)	813-4168-378.9	33.44	42%	
1985	289(26.3)	199(48/140/11)	631-2870-28 (376.6)	77-161-1272-10/9 (115.6)	792-4142-376.6		37%	
1984	296(26.9)	184(137/184/40)	6115-3074-35 (279.5)	67-162-885-2/7 (80.5)	777-3959-359.9	32.42	39%	
1983	195(17.7)	207(54/140/13)	611-2758-20 (250.7)	96-190-1219-6/10(110.8)	801-3977-361.5	31.54	40%	
1982	170(15.5)	196(32/150/14)	657-2782-17 (252.9)	62-123-783-6/9(71.2)	780-3565-324.1	29.57	37%	
1981	177(16.1)	199(24/155/120)	681-2928-15(266.2)	47-100-454-4/13(41.3)	781-3382-307.5	34.02	35%	
1980	129(11.7)	127(85/127/28)	532-1719-10(156.3)	52-126-538-5/15(48.9)	658-2257-205.2		28%	
1979	167 (15.2)	170 (57/104/9)	540-2177-13 (197.9)	92-203-1112-7/18 (101.1)	743-3289-299.0		42%	
1978	163 (14.8)	168 (53/104/11)	581-2046-12 (186.0)	83-201-1166-4/17 (106.0)	782-3212-292.0		34%	
1977	184 (16.7)	201 (60/124/17)	566-2142-16 (194.7)	95-208-1423-6/13 (129.4)	774-3565-324.1			
1976	274 (24.9)	181 (28/140/13)	639-3003-32 (273.0)	48-113-761-4/6 (69.2)	752-3764-342.2		39%	
1975	355 (32.3)	223 (28/181/14)	746-3745-42 (340.5)	39-97-558-3/7 (50.7)	843-4303-391.2			
1974	215 (21.5)	176 (34/126/16)	565-2153-21 (215.3)	65-147-689-3/13 (68.9)	722-2842-284.2			
1973	249 (24.9)	167 (25/130/12)	571-2648-30 (264.8)	40-96-568-3/7 (56.8)	667-3216-321.6			
1972	163 (14.8)	164 (27/125/12)	625-2511-21 (229.5)	33-106-647-0/16 (58.5)	731-3158-288.0			
1971	174 (19.3)	171 (64/97/10)	444-1531-10 (179.6)	96-230-1617-10/18 (170.1)	674-3148-349.7			
1970	322 (32.2)	212 (73/127/12)	547-2249-29 (204.5)	101-212-1825-11/25 (165.9)	759-4074-370.4			

ARKANSAS STATE

GoDaddy Bowl 2012-15 | New Orleans Bowl 2015 | Cure Bowl 2016

YEAR	SOLO TKL	AST TKL	TACKLES	TFL-YARDS	SACKS-YARDS	INT-YARDS	BRUP	FR-YARDS	FF
2016	502	516	1018	125-441	43-265	11-136	48	11-60	15
2015	330	522	852	88-340	31-201	26-503	51	8-41	9
2014	613	254	867	86-318	37-183	16-266	44	12-93	13
2013	452	488	940	71-297	26-180	9-117	57	12-64	13
2012	495	509	1004	19-121	19-121	13-227	46	10-73	12
2011	473	524	997	99-371	35-253	19-229	56	10-67	15
2010	512	424	936	68-310	27-209	11-173	33	14-58	17
2009	493	328	821	67-250	22-155	8-223	31	11-41	12
2008	471	314	785	81-303	26-163	15-193	39	9-139	9
2007	500	402	902	56-244	13-124	13-255	34	7-18	9
2006	440	218	658	55-124	13-103	19-293	30	7-19	7
2005	565	305	870	86-287	27-173	13-307	39	13-0	12
2004	474	348	822	49-153	13-88	8-133	32	12-85	14
2003	484	422	906	75-262	17-120	13-141	44	14-152	17
2002	649	468	1117	88-292	39-188	16-196	49	18-27	25
2001	453	368	821	60-167	8-58	5-38	33	15-94	9
2000	488	377	865	71-257	19-125	7-32	31	8-80	4
1999	399	464	863	70-277	19-125	10-142	38	9-34	9
1998	524	538	1062	106.1-312	32-207	13-127	43	12-18	
1997	427	485	912	37-126	21-158	7-35	23	15-74	
1996	468	451	919	53-169	20-125	18-325	36	4-	4
1995	531	456	987	63-195	21-169	12-190	31	12-	15
1994	453	434	887	55-156	12-55	13-64	31	8-	20
1993	423	459	882	86-204	17-103	15-220	56	8-	33
1992	580	319	899	27-56	9-36	7-74	21	9-	7
1991	614	419	1033	33-80	9-36	6-54	33	11-	12
1990	484	332	816	30-95	17-127	14-339	31	18-	16
1989	652	251	903	43-129	36-205	14-219	39	4-	9
1988	633	310	943	29-95	19-177	18-262	26	21-	14
1987	646	264	910	48-101	34-210	18-164	36	24-	18
1986	653	296	949	56-125	27-179	18-227	45	18-	29
1985	768	396	1164	64-150	44-347	23-149	52	17-	17
1984			946		52	21		22-	
1983			943	66	15	12		16-	
1982			943	97-	27-	10-		19-	12
1981			816	86-	25-	10-		10-	17-
1980			913	53	20-	20-		17-	14-
1979			962	50	30-	13-		19-	
1978			974	72	45	13		19	13-
1977			1022		39	11-100		20	13
1976			996		38	20-263		16	12

BOWL GAMES
2016
2015
2014
2013
2012
2011
2005
1970
1969
1968
1954
1952 (2)
1951

YEAR-BY-YEAR DEFENSIVE TEAM STATS | 153

RED WOLVES FOOTBALL

A State RedWolves.com

ARKANSAS STATE

Sun Belt Conference Champions | 2011 | 2012 | 2013 | 2015 | 2016

SUN BELT (2001-present)

2016

	Conference	Season
*\$Arkansas State	7-1 .875	8-5 .615
*^Appalachian State	7-1 .875	10-3 .769
\$+Troy	6-2 .750	10-3 .769
%Idaho	6-2 .750	9-4 .692
\$#Louisiana	5-3 .625	6-7 .462
Georgia Southern	4-4 .500	5-7 .417
ULM	3-5 .375	4-8 .333
@\$South Alabama	2-6 .250	6-7 .462
Georgia State	2-6 .250	3-9 .250
New Mexico State	2-6 .250	3-9 .250
Texas State	0-8 .000	2-10 .167

*SBC Chapiion; \$Bowl Eligible; &Cure Bowl; New Orleans Bowl; ^Camellia Bowl; +Dollar General Bowl; %Idaho Potato Bowl; @Arizona Bowl

2015

	Conference	Season
**Arkansas State	8-0 1.000	9-4 .692
\$^Appalachian State	7-1 .875	11-2 .846
\$+Georgia Southern	6-2 .750	9-4 .692
\$&Georgia State	5-3 .625	6-7 .462
South Alabama	3-5 .375	5-7 .417
Idaho	3-5 .375	4-8 .333
Troy	3-5 .375	4-8 .333
Louisiana-Lafayette	3-5 .375	4-8 .333
New Mexico State	3-5 .375	3-9 .250
Texas State	2-6 .250	3-9 .250
Louisiana-Monroe	1-7 .125	2-11 .154

*SBC Champion; \$Bowl Eligible; #New Orleans Bowl; +GoDaddy Bowl; ^Camellia Bowl; &Cure Bowl

2014

	Conference	Season
*Georgia Southern	8-0 1.000	9-3 .750
\$#Louisiana-Lafayette	7-1 .875	9-4 .692
Appalachian State	6-2 .750	7-5 .583
*Arkansas State	5-3 .625	7-6 .538
\$Texas State	5-3 .625	7-5 .583
\$^South Alabama	5-3 .625	6-7 .462
Louisiana-Monroe	3-5 .375	4-8 .333
Troy	3-5 .375	3-9 .250
New Mexico State	1-7 .125	2-10 .167
Idaho	1-7 .125	1-10 .091
Georgia State	0-8 .000	1-11 .083

*SBC Champion; \$Bowl Eligible; +GoDaddy Bowl; #New Orleans Bowl; ^Camellia Bowl

2013

	Conference	Season
*\$Arkansas State	5-2 .714	8-5 .615
**\$UL Lafayette	5-2 .714	9-4 .692
\$Western Kentucky	4-3 .571	8-4 .667
\$Louisiana-Monroe	4-3 .571	6-6 .500
\$South Alabama	4-3 .571	6-6 .500
\$Troy	4-3 .571	6-6 .500
\$Texas State	2-5 .286	6-6 .500
Georgia State	0-7 .000	0-12 .000

*SBC Champion; \$ Bowl Eligible; +GoDaddy Bowl; #New Orleans Bowl

2012

	Conference	Season
*\$Arkansas State	7-1 .875	10-3 .769
#\$Louisiana-Lafayette	6-2 .750	9-4 .692
\$\$Louisiana-Monroe	6-2 .750	8-5 .667
\$Middle Tennessee	6-2 .750	8-4 .667
^\$Western Kentucky	4-4 .500	7-6 .538
Troy	3-5 .375	5-7 .416
North Texas	3-5 .375	4-8 .333
Florida Atlantic	2-6 .250	3-9 .250
Florida International	2-6 .250	3-9 .250
South Alabama	1-7 .125	2-11 .154

*SBC Champion; \$ Bowl Eligible; +GoDaddy.com Bowl; #New Orleans Bowl; %Independence Bowl; ^Little Caesars Bowl

2011

	Conference	Season
*\$Arkansas State	8-0 1.000	10-3 .769
\$Western Kentucky	7-1 .875	7-5 .583
#\$Louisiana-Lafayette	6-2 .750	9-4 .692
\$\$Florida Int'l	5-3 .625	8-5 .615
North Texas	4-4 .500	5-7 .417
Louisiana-Monroe	3-5 .375	4-8 .333
Troy	2-6 .250	3-9 .250
Middle Tennessee	1-7 .125	2-10 .167
Florida Atlantic	0-8 .000	1-11 .083

*SBC Champion; #New Orleans Bowl; \$Bowl eligible; +GoDaddy.com Bowl; %Beef O'Brady's Bowl

2010

	Conference	Season
**\$Troy	6-2 .750	8-5 .615
*\$Florida International	6-2 .750	7-6 .538
\$Middle Tennessee	5-3 .625	6-7 .462
Louisiana-Monroe	4-4 .500	5-7 .417
Arkansas State	4-4 .500	4-8 .333
Florida Atlantic	3-5 .375	4-8 .333
North Texas	3-5 .375	3-9 .250
Louisiana-Lafayette	3-5 .375	3-9 .250
Western Kentucky	2-6 .250	2-10 .167

*SBC Champion; #New Orleans Bowl; \$Bowl eligible

2009

	Conference	Season
**Troy	8-0 1.000	9-4 .692
\$Middle Tennessee	7-1 .875	10-3 .769
Louisiana-Monroe	5-3 .625	6-6 .500
Florida Atlantic	5-3 .625	5-7 .417
Louisiana-Lafayette	4-4 .500	6-6 .500
Arkansas State	3-5 .375	4-8 .333
Florida International	3-5 .375	3-9 .250
North Texas	1-7 .125	2-10 .167
Western Kentucky	0-8 .000	0-12 .000

#SBC Champions; \$New Orleans Bowl; *GMAC Bowl

2008

	Conference	Season
#Troy	6-1 .857	8-5 .615
Louisiana-Lafayette	5-2 .714	6-6 .500
Arkansas State	4-3 .571	6-6 .500
Florida Atlantic	4-3 .571	7-6 .538
*Florida International	3-4 .429	5-7 .417
Middle Tennessee	3-4 .429	5-7 .417

ARKANSAS STATE

GoDaddy Bowl 2012-15 | New Orleans Bowl 2015 | Cure Bowl 2016

Louisiana-Monroe	3-4	.429	4-8	.333
North Texas	0-7	.000	1-11	.083

#SBC Champions; \$New Orleans Bowl; *Motor City Bowl

2007

	Conference	Season		Season
#\$Florida Atlantic	6-1	.857	8-5	.615
#Troy	6-1	.857	8-4	.667
Louisiana-Monroe	4-3	.571	6-6	.500
Middle Tennessee	4-3	.571	5-7	.417
Arkansas State	3-4	.429	5-7	.417
Louisiana-Lafayette	3-4	.429	3-9	.250
North Texas	1-6	.143	2-10	.167
Florida International	1-6	.143	1-11	.083

#SBC Champions; \$New Orleans Bowl

2006

	Conference	Season		Season
#\$Troy	6-1	.857	8-5	.615
@Middle Tennessee	6-1	.857	7-6	.538
Arkansas State	0*-3	.000	0*-6	.000
Florida Atlantic	4-3	.571	5-7	.417
Louisiana-Lafayette	3-4	.429	6-6	.500
Louisiana-Monroe	3-4	.429	4-8	.333
North Texas	2-5	.286	3-9	.250
Florida International	0-7	.000	0-12	.000

#SBC Champs; \$New Orleans Bowl; @Motor City Bowl

*6 overall victories and 4 conference victories later vacated due to NCAA sanctions. Actual on-field record was 6-6 overall and 4-3 Sun Belt Conference.

2005

	Conference	Season		Season
#\$Arkansas State	2*-2	.500	2*-6	.250
Louisiana-Lafayette	5-2	.714	6-5	.545
Louisiana-Monroe	5-2	.714	5-6	.455
Florida International	3-4	.429	5-6	.455
Middle Tennessee	3-4	.429	4-7	.364
Troy	3-4	.429	4-7	.364
Florida Atlantic	2-5	.286	2-9	.182
North Texas	2-5	.286	2-9	.182

*#SBC Champs; \$New Orleans Bowl

*4 overall victories, 3 conference victories and Sun Belt Conference championship later vacated due to NCAA sanctions. Actual on-field record was 6-6 overall and 5-2 Sun Belt Conference.

2004

	Conference	Season		Season
#\$North Texas	7-0	1.000	9-5	.583
@Troy	5-2	.714	7-5	.583
New Mexico State	4-3	.571	5-6	.455
Louisiana-Monroe	4-3	.571	5-6	.455
Middle Tennessee	4-4	.500	5-6	.455
Arkansas State	3-4	.429	3-8	.273
Louisiana-Lafayette	2-5	.286	4-7	.364
Utah State	2-5	.286	3-8	.273
Idaho	2-5	.286	3-9	.250

#SBC Champs; \$New Orleans Bowl; @Silicon Valley Football Classic

2003

	Conference	Season		Season
#\$North Texas	7-0	1.000	9-4	.692
Louisiana-Lafayette	4-3	.571	4-8	.333
Middle Tennessee	4-3	.571	4-8	.333
Arkansas State	3-4	.429	5-7	.417
Utah State	3-4	.429	3-9	.250
Louisiana-Monroe	3-4	.429	3-9	.250
New Mexico State	2-5	.286	3-9	.250
Idaho	1-6	.143	1-11	.083

#SBC Champs; \$New Orleans Bowl

2002

	Conference	Season		Season
#\$North Texas	6-0	1.000	8-5	.615
New Mexico State	5-1	.833	7-5	.583
Arkansas State	3-3	.500	6-7	.462
Middle Tennessee	2-4	.333	4-8	.333
Louisiana-Monroe	2-4	.333	3-9	.250
Louisiana-Lafayette	2-4	.333	3-9	.250
Idaho	1-5	.167	2-10	.167

#SBC Champs; \$New Orleans Bowl

2001

	Conference	Season		Season
#\$North Texas	5-1	.833	5-7	.417
#Middle Tennessee	5-1	.833	8-3	.727
New Mexico State	4-2	.667	5-7	.417
Louisiana-Lafayette	2-4	.333	3-8	.273
Arkansas State	2-4	.333	2-9	.182
Louisiana-Monroe	2-4	.333	2-9	.182
Idaho	1-5	.167	1-10	.091

#Co-champions; \$New Orleans Bowl

BIG WEST (1999-2000)

2000

	Conference	Season		Season
*#Boise State	5-0	1.000	10-2	.833
Utah State	4-1	.800	5-6	.455
Idaho	3-2	.600	5-6	.455
New Mexico State	1-4	.200	3-8	.273
North Texas	1-4	.200	3-8	.273
Arkansas State	1-4	.200	1-10	.091

*Big West Champion; #Crucial.com Humanitarian Bowl

1999

	Conference	Season		Season
*#Boise State	5-1	.833	10-3	.769
Idaho	4-2	.667	7-4	.636
New Mexico State	3-3	.500	6-5	.545
Arkansas State	3-3	.500	4-7	.364
Utah State	3-3	.500	4-7	.364
North Texas	1-5	.167	2-9	.182

*Big West Champion; #Humanitarian Bowl

INDEPENDENT (1996-1998)

BIG WEST (1993-1995)

1995

	Conference	Season		Season
*#Nevada	6-0-0	1.000	9-3-0	.750

BOWL GAMES
2016
2015
2014
2013
2012
2011
2005
1970
1969
1968
1954
1952 (2)
1951

ALL-TIME CONFERENCE STANDINGS | 155

RED WOLVES FOOTBALL

A State Red Wolves.com

ARKANSAS STATE

Sun Belt Conference Champions | 2011 | 2012 | 2013 | 2015 | 2016

Southwestern Louisiana	4-2-0	.667	6-5-0	.545
Utah State	4-2-0	.667	4-7-0	.364
Arkansas State	3-3-0	.500	6-5-0	.545
New Mexico State	3-3-0	.500	4-7-0	.364
Northern Illinois	3-3-0	.500	3-8-0	.273
Louisiana Tech	2-4-0	.333	5-6-0	.456
Pacific	2-4-0	.333	3-8-0	.273
San Jose State	2-4-0	.333	3-8-0	.273
Nevada-Las Vegas	1-5-0	.167	2-9-0	.182

*Big West Champion; #Las Vegas Bowl III

1994

		Conference	Season
*#UNLV	5-1-0	.833	7-5-0 .545
*Nevada	5-1-0	.833	9-2-0 .818
*Southwestern La.	5-1-0	.833	6-5-0 .545
Pacific	4-2-0	.667	6-5-0 .545
Northern Illinois	3-3-0	.500	4-7-0 .364
San Jose State	3-3-0	.500	3-8-0 .273
Utah State	2-4-0	.333	3-8-0 .273
New Mexico State	2-4-0	.333	3-8-0 .273
Louisiana Tech	1-5-0	.167	3-8-0 .273
Arkansas State	0-6-0	.000	1-10-0 .090

*Tri-Champion; #Las Vegas Bowl III

1993

		Conference	Season
Southwestern La.	5-1-0	.833	8-3-0 .727
Utah State#	5-1-0	.833	7-5-0 .545
Nevada	4-2-0	.667	7-4-0 .636
New Mexico State	4-2-0	.667	5-6-0 .455
Northern Illinois	3-3-0	.500	4-7-0 .364
Nevada-Las Vegas	2-4-0	.333	3-8-0 .273
Pacific	2-4-0	.333	3-8-0 .273
Louisiana Tech	2-4-0	.333	2-9-0 .182
San Jose State	2-4-0	.333	2-9-0 .182
Arkansas State	1-5-0	.167	2-8-1 .227

#won Las Vegas Bowl

INDEPENDENT (1987-1992)

SOUTHLAND (1964-1986)

1986

		Conference	Season
Arkansas State	5-0-0	1.000	12-2-1 .833
North Texas	3-2-0	.600	6-4-0 .600
Louisiana Tech	3-2-0	.600	6-4-1 .591
NE Louisiana	3-2-0	.600	5-6-0 .456
McNeese State	1-4-0	.200	2-9-0 .182
Lamar	0-5-0	.000	2-9-0 .182

1985

		Conference	Season
Arkansas State	5-1-0	.833	9-4-0 .692
Louisiana Tech	4-2-0	.667	8-3-0 .727
McNeese State	3-1-2	.667	6-3-2 .636
NE Louisiana	3-3-0	.500	6-5-0 .545
North Texas State	2-3-1	.417	4-6-1 .409
Texas-Arlington	2-3-1	.417	4-6-1 .409
Lamar	0-6-0	.000	3-8-0 .273

1984

		Conference	Season
Louisiana Tech	5-1-0	.833	10-5-0 .667
Arkansas State	4-1-1	.750	8-4-1 .654
Texas-Arlington	4-2-0	.667	7-4-0 .636
NE Louisiana	3-3-0	.500	7-4-0 .636
McNeese State	2-3-1	.417	7-3-1 .682
Lamar	1-5-0	.167	2-9-0 .192
North Texas State	1-5-0	.167	2-9-0 .192

1983

		Conference	Season
North Texas State	5-1-0	.833	8-4-0 .667
NE Louisiana	5-1-0	.833	8-3-0 .727
McNeese State	3-3-0	.500	6-5-0 .545
Arkansas State	3-3-0	.500	5-5-1 .500
Texas-Arlington	2-4-0	.333	5-6-0 .455
Louisiana Tech	2-4-0	.333	4-7-0 .364
Lamar	1-5-0	.183	2-9-0 .192

1982

		Conference	Season
Louisiana Tech	5-0-0	1.000	10-3-0 .769
NE Louisiana	4-1-0	.800	8-3-0 .727
Arkansas State	2-3-0	.400	5-6-0 .455
McNeese State	2-3-0	.400	4-6-1 .364
Lamar	1-4-0	.200	4-7-0 .364
Texas-Arlington	1-4-0	.200	3-8-0 .273
North Texas State(Not Eligible)	2-9-0		.182

1981

		Conference	Season
Texas-Arlington	4-1-0	.800	6-5-0 .545
McNeese State	3-1-1	.700	7-3-1 .682
Arkansas State	3-2-0	.600	6-5-0 .545
Louisiana Tech	2-2-1	.500	4-6-1 .409
Lamar	1-3-1	.300	4-6-1 .409
SW Louisiana	0-4-1	.100	1-9-1 .136

1980

		Conference	Season
McNeese State	5-0-0	1.000	10-2-0 .833
SW Louisiana	4-1-0	.800	7-4-0 .636
Texas-Arlington	3-2-0	.600	3-8-0 .273
Louisiana Tech	2-3-0	.400	5-6-0 .455
Lamar	1-4-0	.200	3-8-0 .273
Arkansas State	0-5-0	.000	2-9-0 .182

1979

		Conference	Season
McNeese State	5-0-0	1.000	11-1-0 .917
Texas-Arlington	4-1-0	.800	9-2-0 .818
Lamar	3-2-0	.600	6-3-2 .636
Arkansas State	1-4-0	.200	4-7-0 .364
SW Louisiana	1-4-0	.200	4-7-0 .364
Louisiana Tech	1-4-0	.200	2-9-0 .182

1978

		Conference	Season
Arkansas State	4-1-0	.800	7-4-0 .636
Louisiana Tech	4-1-0	.800	6-5-0 .545
Texas-Arlington	3-2-0	.600	5-6-0 .455
McNeese State	2-3-0	.400	7-4-0 .636
SW Louisiana	2-3-0	.400	3-8-0 .273

ARKANSAS STATE

GoDaddy Bowl 2012-15 | New Orleans Bowl 2015 | Cure Bowl 2016

Lamar 0-5-0 .000 2-8-1 .227

Abilene Christian 1-4-0 .250 5-5-0 .500
Texas-Arlington 1-4-0 .250 2-9-0 .182

1977

	Conference	Season
Louisiana Tech	4-0-1 .900	9-1-2 .833
SW Louisiana	2-1-2 .600	6-4-2 .583
Texas-Arlington	3-2-0 .600	5-6-0 .455
Arkansas State	2-3-0 .400	7-4-0 .636
McNeese State	1-3-1 .300	5-5-1 .500
Lamar	1-4-0 .200	2-9-0 .182

	Conference	Season
Arkansas State	4-0-0 1.000	11-0-0 1.000
Abilene Christian	3-1-0 .750	9-2-0 .818
Trinity	2-2-0 .500	5-6-0 .455
Lamar	1-3-0 .250	3-7-0 .300
Texas-Arlington	0-4-0 .000	0-10-0 .000

1976

	Conference	Season
McNeese State	4-1-0 .800	10-2-0 .833
SW Louisiana	4-1-0 .800	7-4-0 .636
Texas-Arlington	3-2-0 .600	5-6-0 .455
Louisiana Tech	2-3-0 .400	6-5-0 .545
Arkansas State	2-3-0 .400	5-6-0 .455
Lamar	0-5-0 .000	2-9-0 .182

	Conference	Season
Arkansas State	4-0-0 1.000	8-1-1 .850
Abilene Christian	2-2-0 .500	8-2-0 .800
Texas-Arlington	2-2-0 .500	5-5-0 .500
Trinity	2-2-0 .500	4-6-0 .400
Lamar	0-4-0 .000	3-7-0 .300

1975

	Conference	Season
Arkansas State	5-0-0 1.000	11-0-0 1.000
Louisiana Tech	4-1-0 .800	8-2-0 .800
McNeese State	3-2-0 .600	7-4-0 .636
SW Louisiana	2-3-0 .400	6-5-0 .545
Texas-Arlington	1-4-0 .200	4-7-0 .364
Lamar	0-5-0 .000	1-10-0 .091

	Conference	Season
Arkansas State	3-0-1 .875	7-3-1 .682
Texas-Arlington	3-1-0 .750	6-4-0 .600
Trinity	2-2-0 .500	5-4-0 .556
Abilene Christian	1-2-1 .375	4-5-1 .421
Lamar	0-4-0 .000	0-10-0 .000

1974

	Conference	Season
Louisiana Tech	5-0-0 1.000	11-1-0 .917
Lamar	4-1-0 .800	8-2-0 .800
Arkansas State	3-2-0 .600	7-3-0 .700
McNeese State	2-3-0 .400	6-4-1 .591
Texas-Arlington	1-4-0 .200	1-10-0 .091
SW Louisiana	0-5-0 .000	2-9-0 .182

	Conference	Season
Texas-Arlington	4-0-0 1.000	10-1-0 .909
Lamar	3-1-0 .750	7-3-0 .700
Arkansas State	2-2-0 .500	4-5-0 .444
Trinity	1-3-0 .250	3-7-0 .300
Abilene Christian	0-4-0 .000	0-10-0 .000

1973

	Conference	Season
Louisiana Tech	5-0-0 1.000	12-1-0 .923
Arkansas State	3-2-0 .600	7-3-0 .700
Lamar	3-2-0 .600	5-5-0 .500
McNeese State	2-3-0 .400	7-3-0 .700
Texas-Arlington	2-3-0 .400	4-6-0 .400
SW Louisiana	0-5-0 .000	0-10-0 .000

	Conference	Season
Texas-Arlington	3-1-0 .750	6-4-0 .600
Lamar	3-1-0 .750	6-4-0 .600
Arkansas State	2-2-0 .500	7-2-0 .778
Trinity	2-2-0 .500	5-4-0 .556
Abilene Christian	0-4-0 .000	4-6-0 .400

1972

	Conference	Season
Louisiana Tech	5-0-0 1.000	12-0-0 1.000
Texas-Arlington	4-1-0 .800	5-6-0 .455
Lamar	3-2-0 .600	8-3-0 .728
McNeese State	3-2-0 .600	8-3-0 .728
SW Louisiana	1-4-0 .200	5-6-0 .455
Arkansas State	1-4-0 .200	3-8-0 .273
Abilene Christian	1-4-0 .200	3-8-0 .273

	Conference	Season
Lamar	3-1-0 .750	6-4-0 .600
Texas-Arlington	2-2-0 .500	6-3-0 .667
Trinity	2-2-0 .500	4-5-1 .421
Abilene Christian	2-2-0 .500	4-5-0 .444
Arkansas State	1-3-0 .250	6-3-0 .667

1971

	Conference	Season
Louisiana Tech	4-1-0 .800	9-2-0 .818
Trinity	4-1-0 .800	8-2-0 .800
Lamar	4-1-0 .800	5-6-0 .455
SW Louisiana	2-2-1 .500	5-4-1 .550
Arkansas State	1-3-1 .300	4-4-1 .500

	Conference	Season
Lamar	3-0-1 .875	6-3-1 .650
Arkansas State	2-0-2 .750	7-0-2 .937
Trinity	2-2-0 .500	3-7-0 .300
Abilene Christian	1-3-0 .250	5-5-0 .500
Texas-Arlington	0-3-1 .125	3-6-1 .350

BOWL GAMES
2016
2015
2014
2013
2012
2011
2005
1970
1969
1968
1954
1952 (2)
1951

ALL-TIME CONFERENCE STANDINGS | 157

RED WOLVES FOOTBALL

AStateRedWolves.com

ARKANSAS STATE

Sun Belt Conference Champions | 2011 | 2012 | 2013 | 2015 | 2016

2016 Cure Bowl

Dec. 17, 2016 at Orlando, Fla. (Crowd: 27,213)

Arkansas State.....17 0 7 7 — 31
UCF.....0 10 3 0 — 13
HIGHLIGHTS: Senior wide receiver Kendall Sanders was named the Most Valuable Player of the 2016 AutoNation Cure Bowl after three touchdown receptions helped Arkansas State football cap the season with a 31-13 win over UCF at Camping World Stadium. Arkansas State (8-5) forced three turnovers, blocked a punt for a touchdown and held UCF (6-7) to 223 yards of offense. The Red Wolves defense totaled six sacks and 11 tackles for loss in the outing. Sophomore quarterback Justice Hansen was 12-of-26 passing for 205 yards, finding Sanders five times for three touchdowns and 127 yards.

2015 New Orleans Bowl

Dec. 19, 2015 at New Orleans, La. (Crowd: 32,847)

Arkansas State.....3 14 3 8 — 28
Louisiana Tech.....10 7 17 13 — 47
HIGHLIGHTS: Arkansas State battled through injuries to offensive starters Michael Gordon, J.D. McKissic, and Colton Jackson and went into half-time tied 17-17 with Louisiana Tech, but the Red Wolves were outscored 30-11 in the second half of a 47-28 loss at the 2015 R+L Carriers New Orleans Bowl in front of the fifth-largest crowd in the bowl's history of 32,847. Kenneth Dixon, named the MVP of the game, led the Bulldogs' offense with 215 total yards and scored four touchdowns, three in the second half, as Louisiana Tech (9-4) racked up a New Orleans Bowl record 687 yards of total offense. A-State (9-4) accumulated 323 yards of total offense to go over 300 yards for the 69th time in 77 games, but couldn't compensate for the losses of Gordon, McKissic, and Jackson.

2015 GODADDY Bowl

Jan. 4, 2015 at Mobile, Ala. (Crowd: 36,811)

Arkansas State.....14 3 14 13 — 44
Ball State.....21 14 7 21 — 63
HIGHLIGHTS: Junior quarterback Fredi Knighten tied a GoDaddy Bowl and Arkansas State game record with five touchdown passes, while sophomore receiver Booker Mays set an A-State Bowl record with three touchdown receptions, but it was not enough as the Red Wolves fell to Toledo 63-44 in the 2015 GoDaddy Bowl at Ladd-Peebles Stadium. Knighten threw for a career-high 403 yards, while Mays hauled in five receptions for a career-high 138 yards to pace the squad, but the Red Wolves were forced to play catchup all night as Toledo jumped out to an early 21-7 lead and held despite a late flurry from A-State. Arkansas State, which made its fourth straight appearance in the bowl, got within 12 points when Knighten threw his fifth touchdown of the night to Darion Griswold on a 3-yard pass to make the score 56-44, but A-State failed to recover the ensuing onside kick attempt and Toledo scored again with just over a minute remaining to set the final at 63-44.

2014 GODADDY Bowl

Jan. 5, 2014 at Mobile, Ala. (Crowd: 36,119)

Arkansas State.....0 10 6 7 — 23
Ball State.....7 3 0 10 — 20
HIGHLIGHTS: An Allen Muse touchdown catch with 32 seconds left in the fourth quarter and a Ryan Carrethers field goal block as time expired propelled the Arkansas State football team to a 23-20 comeback victory over Ball State, giving the Red Wolves their second consecutive GoDaddy Bowl victory. Sophomore quarterback Fredi Knighten stepped in for injured quarterback Adam Kennedy midway through the second quarter and finished the game with 202 yards total offense and one passing touchdown to earn MVP honors. Junior wideout J.D. McKissic took home offensive MVP honors, while junior linebacker Qushaun Lee and senior kicker were named the games defensive and special teams MVPs, respectively.

2013 GODADDY.COM Bowl

Jan. 6, 2013 at Mobile, Ala. (Crowd: 37,913)

Arkansas State.....0 14 3 0 — 17
No. 25 Kent State.....0 10 3 13 — 13
HIGHLIGHTS: Arkansas State clinched its first bowl title since 1970 with a 17-13 victory over No. 25 Kent State in the GoDaddy.com Bowl at Ladd-Peebles Stadium. In the process, the Red Wolves also claimed their first win over a ranked opponent since joining the FBS in 1992. ASU had 285 yards of total offense and senior quarterback Ryan Aplin was 21-of-30 with 213 yards and one touchdown in his final game as an ASU player. Aplin also took home the GoDaddy.com Bowl Player of the Game Award. Sophomore linebacker Qushaun Lee, the game's Defensive MVP, sealed the victory when he tackled Kent State quarterback Spencer Keith a fourth-down scramble that came up a couple of yards shy of a first down on the Golden Flashes' final drive of the night.

2012 GODADDY.COM Bowl

Jan. 8, 2012 at Mobile, Ala. (Crowd: 38,374)

Arkansas State.....13 0 0 7 — 20
Northern Illinois.....7 14 7 10 — 38
HIGHLIGHTS: Arkansas State jumped out to an early 13-0 lead in the first quarter behind a pair of field goals from Brian Davis and a 2-yard touchdown from Ryan Aplin, but the Huskies rallied by scoring four straight touchdowns. Taylor Stockemer pulled ASU within 31-20 with a 16-yard touchdown reception in the fourth quarter, but the Huskies Dechan Durante put the game away with a 36-yard interception. Stockemer set a career-high with 11 catches for 185 yards and a touchdown.

ARKANSAS STATE

GoDaddy Bowl 2012-15 | New Orleans Bowl 2015 | Cure Bowl 2016

BOWL
GAMES

2016
2015
2014
2013
2012
2011
2005
1970
1969
1968
1954
1952 (2)
1951

2005 NEW ORLEANS BOWL

Dec. 20, 2005 at Lafayette, La.* (Crowd: 18,338)

*Game moved to Lafayette, La. due to Hurricane Katrina
Arkansas State0 10 9 0 — 19
Southern Mississippi0 10 14 7 — 31
HIGHLIGHTS: The game's score was knotted throughout the third quarter until USM QB Dustin Almond connected on a 29-yard touchdown pass to Shawn Nelson late in the third quarter and another six-yard score to Nelson in the fourth to seal the win for the Golden Eagles. The Indians scored on a 44-yard field goal by Eric Neihouse, a Nick Noce four-year run, a two-yard pass from Noce to tight end Manuel Burton and a safety.

1987 DIVISION I-AA PLAYOFFS QUARTERFINALS

December 5 at Cedar Falls, Iowa (Crowd: 6,100)

Arkansas State7 7 14 0 — 28
Northern Iowa6 15 7 21 — 49
HIGHLIGHTS: Northern Iowa cashed in four lost ASU fumbles—three into touchdowns—while amassing 530 yards of offense in a game closer than the score indicates. Carl Boyd was all over the place for the Panthers, collecting 124 ground yards and catching several drive-saving passes. It was a see-saw affair for awhile, with A-State's last lead at 28-21 late in the third quarter. UNI dominated in the fourth quarter, as A-State miscues handed the Panthers two easy scores.

1987 DIVISION I-AA PLAYOFFS (FIRST ROUND)

November 28 at Jackson, Miss. (Crowd: 7,500)

Arkansas State0 0 14 21 — 35
Jackson State10 0 7 15 — 32
HIGHLIGHTS: A wild finish, including five second-half touchdowns (in seven total possessions), lifted the Indians, who had fumbled away three chances in the opening stages. In that almost swap-out second half, ASU scored on a 62-yard ground-based drive, a 35-yard pass (Dwane Brown to Fred Barnett), an 11-yard end-around (Barnett) to culminate a 75-yard drive, a 30-yard guard-around (Kenneth Nelson) to end a 52-yard drive and a 62-yard interception return (Stacey McGee). ASU collected 306 yards on the ground; JSU managed 283 of its 397 through the air.

1986 DIVISION I-AA CHAMPIONSHIP

December 19 at Tacoma, Wash. (Crowd: 4,419)

Arkansas State7 0 8 6 — 21
Georgia Southern10 16 15 7 — 48
HIGHLIGHTS: Tracy Ham was too much for A-State on the artificial turf in the Tacoma Dome. He rushed for 180 yards and passed for 306 in one of the greatest quarterbacking exhibitions ever against an Indian team. The defending national champ Eagles averaged 7.5 yards per play and controlled the ball nearly 36 minutes. ASU fumbled on the second play of the game, and GSU converted that miscue into a TD. The rest was all downhill for the Eagles, who scored on all six of their first-half possessions. Fullback Richard Kimble of ASU had 134 yards rushing.

1986 DIVISION I-AA SEMIFINALS

December 13 at Jonesboro (Crowd: 10,500)

Eastern Kentucky0 7 3 0 — 10
Arkansas State7 7 7 3 — 24
HIGHLIGHTS: Defense was the key for ASU, which forced six turnovers, allowed only two third-down conversions, notched three sacks and stopped the Colonels five times inside the Indian 30. Linebacker Dan Miller led the way with 14 tackles, 2 interceptions and 2 tipped passes. Despite fumbling on the first play, Richard Kimble netted 95 yards rushing (filling in for the injured Rickey Jemison). EKU's only TD came after an A-State fumble.

1986 DIVISION I-AA QUARTERFINALS

December 6 at Newark, Del. (Crowd: 12,018)

Arkansas State21 10 7 17 — 55
Delaware7 7 0 0 — 14
HIGHLIGHTS: Fullback Rickey Jemison rushed for a career-high 159 yards and scored two touchdowns as ASU accumulated 646 yards of offense (526 on the ground) while averaging 8.1 yards per play. Delaware collected 421 yards but had trouble scoring in what was the worst home defeat (41 points) in Blue Hen history.

1986 DIVISION I-AA PLAYOFFS (FIRST ROUND)

November 29 at Jonesboro (Crowd: 4,500)

Sam Houston State7 0 0 0 — 7
Arkansas State7 13 21 7 — 48
HIGHLIGHTS: A-State scored on eight of its first 11 possessions and was never headed. The Bearkats couldn't match a wishbone which totaled 594 yards. Fullback Rickey Jemison led the way with 157 on the ground, but the ASU defense did a number, too, limiting SHSU to only three drives longer than 17 yards.

1985 DIVISION I-AA QUARTERFINALS

December 7 at Reno, Nev. (Crowd: 10,241)

Arkansas State7 3 0 13 — 23
Nevada-Reno0 7 17 0 — 24
HIGHLIGHTS: A couple of muffed field goal chances in the closing seconds prevented ASU from overcoming a 24-10 deficit in a blizzard. The Indians, who led, 10-7, at halftime, also fumbled away an opportunity on the six and missed an extra point and 48-yard field goal—all in the final quarter. A 17-point third period was the difference for UNR, which posted its eighth straight win. Quarterback Eric Beavers threw 49-yard (to Calvin Sailes) and 15-yard (to Thai Ivery) TD passes, and Marty Zendejas kicked a 46-yarder in that decisive quarter. ASU, which had the ball 37 minutes and totaled 407 yards and 23 first downs, had 84 rushing yards from Rickey Jemison and 95 passing yards from Dwane Brown.

1985 DIVISION I-AA PLAYOFFS (FIRST ROUND)

November 30 at Jonesboro (Crowd: 8,730)

Grambling0 0 0 7 — 7
Arkansas State0 7 0 3 — 10
HIGHLIGHTS: Frank Richards' 25-yard field goal with five seconds left was the margin of difference

A-STATE IN THE POSTSEASON | 159

RED WOLVES FOOTBALL

AStateRedWolves.com

ARKANSAS STATE

Sun Belt Conference Champions | 2011 | 2012 | 2013 | 2015 | 2016

on muddy turf. The Indians maintained the ball for 37 minutes and tallied 27 first downs but had trouble crossing the goal line. Rickey Jemison scored the only ASU TD on a one-yard plunge in the second quarter after Ray Brown's guard-around play moved the ball 25 yards to the one. Jemison had 94 yards on 28 carries, and Dwane Brown threw for 114 yards. ASU's defense limited Grambling to six first downs and 154 total yards.

1984 DIVISION I-AA QUARTERFINALS

December 1 at Bozeman, Mont. (Crowd: 12,037)

Arkansas State.....7 7 0 0 — 14
Montana State.....0 7 7 17 — 31
HIGHLIGHTS: Sophomore Kelly Bradley passed for three touchdowns to rally MSU to a come-from-behind triumph. Bradley completed 27 of 47 passes for 313 yards, including TD tosses of 6 and 12 yards to Dasin Dietrich. ASU's only scores came on 25-yard and 45-yard interception returns by strong safety Billy Ray Bowers. Fullback Rickey Jemison had 100 rushing yards on 21 carries, but the Indians suffered from five lost fumbles and an interception on the frozen turf.

1984 DIVISION I-AA PLAYOFFS (FIRST ROUND)

November 24 at Jonesboro (Crowd: 10,872)

Tennessee-Chattanooga...0 3 0 7 — 10
Arkansas State.....6 17 7 7 — 37
HIGHLIGHTS: Two flashy scores in the final 24 seconds of the first half propelled the Indians to success—a 24-yard guard-around run by Farrell Wilson and a 57-yard interception return by I.J. Chapman. The Indians kept the ball for over 36 minutes while rolling up a 30-3 lead after three quarters. Rickey Jemison's 78 rushing yards led an attack also featuring Dwane Brown's 116 passing yards. ASU's Marvin Neloms recorded three quarterback sacks.

1970 PECAN BOWL

December 12 at Arlington, Tex. (Crowd: 9,500)

Arkansas State.....3 14 7 14 — 38
Central Missouri State.....0 7 0 14 — 21
HIGHLIGHTS: ASU amassed 509 yards of offense, thanks to 244 passing yards by James Hamilton and 135 rushing yards by Calvin Harrell. Chet Douthit landed two of Hamilton's three TD passes. Dennis Meyer contributed by intercepting a pair of CMSU tosses.

1969 PECAN BOWL

December 15 at Arlington, Tex. (Crowd: 7,500)

Arkansas State.....7 15 0 7 — 29
Drake University.....0 0 13 8 — 21
HIGHLIGHTS: Backup quarterback Bubba Crocker took over when regular James Hamilton was injured early in first quarter and masterfully directed the victory. He threw for two TDs, ran for another and scored a two-point conversion as the Tribe ran up a 22-0 halftime lead. Calvin Harrell supplied the muscle with 160 rushing yards on 34 carries.

1968 PECAN BOWL

December 14 at Arlington, Tex. (Crowd: 7,200)

North Dakota State.....9 14 0 0 — 23
Arkansas State.....0 0 0 14 — 14
HIGHLIGHTS: Paul Hatchett plowed for 106 yards on 25 carries to spark NDSU, which took 9-0 record into the game. The Bison recovered an early fumble on ASU's 17, took it in three plays later and proceeded to a 23-0 halftime edge. James Hamilton, who passed for 173 yards, ran for a couple of fourth-period Indian scores, but they were too little and too late.

1954 TANGERINE BOWL

January 1 at Orlando, Fla. (Crowd: 12,976)

Arkansas State.....7 0 0 0 — 7
East Texas State.....0 0 0 7 — 7
HIGHLIGHTS: ETSU, heavily favored with the nation's longest win streak at 29 straight, had to march 61 yards in the four period to manage the tie. ASU had scored in the first quarter on a 20-yard Bobby Spann to Jim Turley pass. Dan Spensieri intercepted an ETSU pass in the final period and appeared on the way to scoring with it but dropped the ball out of bounds at midfield.

1952 REFRIGERATOR BOWL

December 7 at Evansville, Ind. (Crowd: 9,500)

Western Kentucky.....0 14 13 7 — 34
Arkansas State.....6 0 0 13 — 19
HIGHLIGHTS: The Hilltoppers overcame an opening 73-yard drive on ASU's first possession to improve their record to 9-1. They scored 34 unanswered points before a pair of fourth quarter ASU touchdowns made it more respectable. ASU had to play without All-America halfback Richie Woit, sidelined with a broken ankle.

1952 TANGERINE BOWL

January 1 at Orlando, Fla. (Crowd: 12,500)

Stetson University.....7 0 21 7 — 35
Arkansas State.....7 6 0 7 — 20
HIGHLIGHTS: All-America quarterback Bill Johnson connected for three TD passes with Dave Laude to help the Hatters overcome a 13-7 ASU halftime lead. Stetson was limited to 50 yards of offense and 3 first downs in first half, but made up for it thereafter.

1951 REFRIGERATOR BOWL

December 2 at Evansville, Ind. (Crowd: 10,000)

Arkansas State.....12 7 7 20 — 46
Camp Breckinridge.....0 6 0 6 — 12
HIGHLIGHTS: Richie Woit rushed for 166 yards and 3 TDs to spark ASU, which wound up with 582 yards of offense. Rudy Wagner and Buzzy Gebert scored twice each for the Tribe, which was the highest scoring team and No. 2 defensive team in the nation.

INDIVIDUAL RECORDS

RUSHING:

Most Attempts: 34, Calvin Harrell, (1969 Pecan Bowl)
Most Net Yards: 168, Richie Voit (1951 Refrigerator Bowl)
Longest Play: 72, Rickey Jemison (vs. Delaware, 1986 I-AA Playoff)

PASSING:

Most Attempts: 58, Ryan Aplin (2012 GoDaddy.com Bowl)
Most Completions: 30, Ryan Aplin (2012 GoDaddy.com Bowl)
Most Net Yards: 403, Fredi Knighten (2015 GoDaddy Bowl)
Most TD Passes: 5, Fredi Knighten (2015 GoDaddy Bowl)
Most Had Int.: 3, Ryan Aplin (2012 GoDaddy.com Bowl)
Highest Completion Pct.: .750 (15-of-20), Fredi Knighten (2014 GoDaddy Bowl)
Longest Play: 75, Bubba Crocker to Steve Lockhart (1969 Pecan Bowl); **75, Justice Hansen to Kendall Sanders (2016 Cure Bowl)**

TOTAL OFFENSE:

Most Plays: 68, Ryan Aplin (2011 GoDaddy.com Bowl)
Most Yards: 407, Fredi Knighten (2015 GoDaddy Bowl)

RECEIVING:

Most Catches: 11, Taylor Stockemer (2012 GoDaddy.com Bowl); 11, J.D. McKissic (2013 GoDaddy.com Bowl)
Most Yards: 185, Taylor Stockemer (2012 GoDaddy.com Bowl)
Most TD Catches: 3, Booker Mays (2015 GoDaddy Bowl); 3, Kendall Sanders (2016 Cure Bowl)

SCORING:

Most Points: 18, Richie Voit (1951 Refrigerator Bowl); 18, Booker Mays (2015 GoDaddy Bowl); 18, Kendall Sanders (2016 Cure Bowl)
Most Touchdowns: 3, Richie Voit (1951 Refrigerator Bowl); 3, Booker Mays (2015 GoDaddy Bowl); 3, Kendall Sanders (2016 Cure Bowl)
Most Extra Points: 7, Scott Roper vs. Delaware (1986 I-AA Playoff)
Most PAT Att.: 7, Don LaPlante (1951 Refrigerator Bowl); S. Roper vs. Delaware (1986 I-AA Playoff)
Most Field Goals: 3, Brian Davis vs. Ball State (2014 GoDaddy Bowl)
Most FG Att.: 4, Brian Davis vs. Ball State (2014 GoDaddy Bowl)
Longest Field Goal: 44, Eric Neihouse (2005 New Orleans Bowl)

PUNTING:

Most Punts: 12, Damon Foncham (2016 Cure Bowl)
Most Yardage: 464, Damon Foncham (2016 Cure Bowl)
Highest Average: 47.6, Steve Sampson vs. Northern Iowa (1987 I-AA Playoff)
Longest Punt: 65—Stacy Gore vs. Tennessee-Chattanooga, 1984 (I-AA Playoff)

PUNT RETURNS:

Most Returns: 7, Todd Horton vs. Sam Houston State (1986 I-AA Playoff)
Most Yds: 52, Terry Whiting (1970 Pecan Bowl); Billy Ray Bowers vs. UT-Chattanooga (1984 I-AA Playoff)
Best Return Average: 26.0, Terry Whiting (1970 Pecan Bowl)
Longest Return: 48, Terry Whiting (1970 Pecan Bowl)

KICKOFF RETURNS:

Most Returns: 5, Earl Easley (1986 Diamond Bowl); Fred Barnett vs. No. Iowa (1987 I-AA Playoff)
Most Yards: 174, Blaise Taylor vs. Louisiana Tech (2015 New Orleans Bowl)
Longest Return: 98, Blaise Taylor vs. Louisiana Tech (2015 New Orleans Bowl)

INTERCEPTIONS

Most Interceptions: 2, John Koldus (1952 Refrigerator Bowl); Bill Bergey (1968 Pecan Bowl); Dennis Meyer (1970 Pecan Bowl); Billy Ray Bowers vs. Montana State (1984 I-AA Playoff); Mike Adams vs. Sam Houston State (1986 I-AA Playoff)
Most Yds Returned: 94, Money Hunter vs. Toledo (2015 GoDaddy Bowl)
Longest Ret.: 94, Money Hunter vs. Toledo (2015 GoDaddy Bowl)

TEAM RECORDS

RUSHING:

Most Attempts: 71, vs. Delaware (1986 I-AA Playoff)
Most Net Yards: 526 vs. Delaware (1986 I-AA Playoff)

PASSING:

Most Attempts: 58, GoDaddy.com Bowl, 2011
Most Completions: 30, GoDaddy.com Bowl, 2011
Most Yards: 403, GoDaddy Bowl, 2015
Most TD Passes: 5, GoDaddy Bowl, 2015
Most Had Int.: 3, Refrigerator Bowl 1952; Pecan Bowl 1970, GoDaddy.com Bowl, 2011
Best Comp. Pct.: .700 (21-of-30), 2013 GoDaddy.com Bowl

TOTAL OFFENSE:

Most Plays: 87, vs. N. Illinois (2011 GoDaddy.com Bowl)
Most Yards: 646, vs. Delaware (1986 I-AA Playoff)

SCORING:

Most Points: 55, vs. Delaware (I-AA Playoff)
Most TDs: 7, Refrigerator Bowl 1951; vs. Delaware (1986 I-AA Playoff)
Most Extra Points: 7, vs. Delaware, 1986 (I-AA Playoff)
Most FGs: 3, vs. Ball State (2014 GoDaddy Bowl)

PUNTING:

Most Punts: 12, vs. UCF (2016 Cure Bowl)
Best Average: 47.6, vs. No. Iowa (1987 I-AA Playoff)

MISCELLANEOUS:

Most First Downs: 26, vs. SHSU (1986 I-AA Playoff)
Most Fumbles: 5, vs. UT-Chattanooga (1984 I-AA Playoff); vs. Montana State, 1984 (I-AA Playoff); vs. Grambling, 1985 (I-AA Playoff); vs. Northern Iowa (1987 I-AA Playoff)
Most Fumbles Lost: 5, vs. Montana St. (1984 I-AA Playoff)
Most Penalties: 15, vs. UCF (2016 Cure Bowl)
Most Blocked Kicks: 2, Refrigerator Bowl 1951
Most Passes Had Int.: 3, Pecan Bowl 1970; vs. Montana St. (1984 I-AA Playoff); vs. Sam Houston St. (1986 I-AA Playoff), Go.Daddy.com Bowl, 2011
Most Fumbles Recovered: 3, vs. Nevada-Reno (1985 I-AA Playoff); vs. Delaware, 1986 (I-AA Playoff); vs. UCF (2016 Cure Bowl)

ARKANSAS STATE

Sun Belt Conference Champions | 2011 | 2012 | 2013 | 2015 | 2016

INDIVIDUAL

MOST PLAYS

Game

- 76, Fredi Knighten at Texas State (2014)
- 68, Ryan Aplin vs Northern Ill. (2011)
- 67, Justice Hansen vs ULL (2016)**
- 63, Ryan Aplin at Western Ky. (2011)
- 62, Roy Johnson vs Southwestern La. (1990)
- 61, Corey Leonard vs North TX (2007)
- 60, Ryan Aplin vs Fla. Atlantic (2010)
- 59, Fredi Knighten at Miami (2014)
- 59, Corey Leonard vs Memphis (2007)
- 58, Adam Kennedy at Missouri (2013)
- 58, Cleo Lemon vs New Mexico St. (1998)

Season

- 643, Fredi Knighten (2014)
- 637, Ryan Aplin (2011)
- 548, Ryan Aplin (2010)
- 520, Corey Leonard (2007)
- 510, Ryan Aplin (2012)
- 468, Adam Kennedy (2013)
- 463, Corey Leonard (2008)
- 454, Cleo Lemon (1998)
- 433, Roy Johnson (1991)
- 419, Justice Hansen (2016)**

Career

- 1,877, Ryan Aplin (2009-12)
- 1,604, Corey Leonard (2006-09)
- 1,329, Cleo Lemon (1997-2000)
- 1,238, Roy Johnson (1988-91)
- 1,207, James Hamilton (1968-71)
- 1,157, Fredi Knighten (2012-15)
- 1,111, Dwane Brown (1984-87)
- 964, Johnny Covington (1992-95)
- 899, Tim Langford (1980-83)
- 853, Nick Noce (2003-05)

MOST NET YARDS

Game

- 454, Ryan Aplin vs Troy (2012)
- 449, Fredi Knighten vs New Mexico St. (2014)
- 442, Ryan Aplin vs UL Lafayette (2010)
- 440, Justice Hansen vs ULL (2016)**
- 419, Justice Hansen vs Central Ark. (2016)
- 407, Fredi Knighten vs Toledo (2014)
- 406, Fredi Knighten at Texas St. (2014)
- 405, Fredi Knighten at UL Lafayette (2014)
- 402, Ryan Aplin vs Western Ky. (2010)
- 401, Ryan Aplin at Western Ky. (2011)

Season

- 4,176, Ryan Aplin (2011)
- 4,056, Fredi Knighten (2014)
- 3,780, Ryan Aplin (2012)
- 3,416, Ryan Aplin (2010)
- 2,887, Adam Kennedy (2013)
- 2,863, Corey Leonard (2008)
- 2,850, Justice Hansen (2016)**
- 2,782, Corey Leonard (2007)
- 2,529, Roy Johnson (1991)
- 2,480, Cleo Lemon (1998)

Career

- 12,514, Ryan Aplin (2009-12)
- 8,887, Corey Leonard (2006-09)
- 7,309, Cleo Lemon (1997-2000)
- 6,986, Fredi Knighten (2012-15)
- 6,779, Roy Johnson (1988-91)
- 5,764, James Hamilton (1968-71)
- 5,672, Dwane Brown (1984-87)
- 4,841, Nick Noce (2003-05)
- 4,423, Elliot Jacobs (2001-2003)
- 4,259, Johnny Covington (1992-95)

MOST AVERAGE YARDS PER GAME

Season

- 321.2, Ryan Aplin (2011)

- 312.0, Fredi Knighten (2014)
- 290.8, Ryan Aplin (2012)
- 284.7, Ryan Aplin (2010)
- 252.9, Corey Leonard (2007)
- 238.6, Corey Leonard (2008)
- 229.9, Roy Johnson (1991)
- 223.1, Fredi Knighten (2015)
- 222.1, Adam Kennedy (2013)
- 219.2, Justice Hansen (2016)**

Career

- 266.1, Ryan Aplin (2009-12)
- 201.9, Corey Leonard (2006-09)
- 179.3, Nick Noce (2003-05)
- 178.3, Cleo Lemon (1997-2000)
- 170.4, Fredi Knighten (2012-15)
- 161.4, Roy Johnson (1988-91)
- 151.7, James Hamilton (1968-71)
- 143.8, Jeremie Watkins (1996-97)
- 138.3, Dwane Brown (1984-87)
- 130.5, Kennon Taylor (1987-88)

MOST AVERAGE YARDS PER PLAY

Game

- 17.4, Dennis Forrest vs Mississippi (1988)
- 17.4, James Hamilton vs Lamar (1970)
- 17.1, Putzer Dayton vs. East TX St. (1987)
- 15.4, Reggie Arnold vs TX Southern (2008)
- 15.4, Brandon Thompkins vs Troy (2006)
- 14.3, Michael Gordon vs Troy (2013)
- 13.1, Earl Easley vs East TX St. (1987)
- 12.5, Larry Harris vs Wyoming (1990)

Season

- 9.3, Rocky Hayes (2012)
- 7.4, Ryan Aplin (2012)
- 7.4, Lamont Zachery (1996)
- 7.2, Derek Lawson (2008)
- 7.0, Leroy Harris (1976)
- 7.0, Leroy Harris (1975)
- 6.9, Michael Gordon (2014)
- 6.8, Justice Hansen (2016)**
- 6.6, Ryan Aplin (2011)
- 6.5, Reggie Arnold (2007)
- 6.5, Shermar Bracey (2005)

Career

- 7.5, Johnny Covington (1992-95)
- 7.0, Leroy Harris (1975-76)
- 6.7, Michael Gordon (2012-15)
- 6.7, Ryan Aplin (2009-12)
- 6.7, Dennis Forrest (1986-89)
- 6.0, Fredi Knighten (2012-15)
- 5.7, Dennis Bolden (1975-76)
- 5.7, Nick Noce (2003-05)
- 5.5, Corey Leonard (2006-09)
- 5.5, Cleo Lemon (1997-2000)
- 5.5, Roy Johnson (1988-91)

TEAM

MOST PLAYS

Game

- 106 vs Delta State, 1951
- 98 vs Memphis, 2012
- 98 vs Southwestern Louisiana, 1975
- 97 at Texas State, 2014
- 95 vs East Texas State, 1986
- 93 vs Northwestern Louisiana, 1975
- 92 vs Trinity, 1971
- 92 vs at Middle Tennessee, 2011
- 91 vs Florida Atlantic, 2010

Season

- 1,024 in 2014
- 1,016 in 2011
- 973 in 2015
- 952 in 2012
- 947 in 2013
- 919 in 2016

- 856 in 2010
- 848 in 2007
- 843 in 1975
- 802.8 in 1990

MOST NET YARDS

Game

- 764 vs New Mexico St., 2014
- 681 vs Louisiana-Lafayette, 2007
- 672 vs UAPB, 2013
- 670 vs Texas Southern, 2008
- 663 vs Lamar, 1970
- 646 vs Central Ark., 2011
- 644 vs East TX State, 1987
- 641 vs Eastern NM, 1972
- 634 vs Alcorn State, 2012
- 624 vs Missouri State, 2015
- 624 vs East TX State, 1986

Season

- 6,194 in 2014
- 6,067 in 2012
- 5,822 in 2011
- 5,700 in 2015
- 5,301 in 2013
- 4,932 in 2016
- 4,841 in 2010
- 4,786 in 2008
- 4,722 in 1951
- 4,558 in 2007

HIGHEST AVG. PER PLAY

Game

- 12.4 vs Texas Southern, 2008
- 10.5 vs New Mexico St., 2014
- 9.3 vs UT Martin, 1984
- 9.2 vs East Texas State, 1987
- 8.8 vs Alcorn State, 2012
- 8.7 vs Missouri State, 2015
- 8.6 vs Texas State, 2015
- 8.4 vs Louisiana Tech, 1996
- 8.3 vs Eastern NM, 1972
- 8.1 vs Lamar, 1979

Season

- 6.4 in 2012
- 6.0 in 2014
- 6.0 in 2008
- 5.9 in 2015
- 5.7 in 2011
- 5.7 in 2010
- 5.7 in 2005
- 5.6 in 2013
- 5.5 in 1989
- 5.4 in 2016
- 5.4 in 2007
- 5.4 in 1996
- 5.4 in 1970

HIGHEST AVG. PER GAME

Season

- 476.5 in 2014
- 466.7 in 2012
- 447.8 in 2011
- 438.5 in 2015
- 407.8 in 2013
- 407.4 in 1970
- 403.4 in 2010
- 398.8 in 2008
- 396.5 in 1952
- 391.2 in 1975

MOST FIRST DOWNS

Game

- 34 vs New Mexico St., 2014
- 34 vs Memphis, 2012
- 34 vs Southern Illinois, 1982
- 33 vs Troy, 2012
- 33 vs UL Lafayette, 2007

ARKANSAS STATE

GoDaddy Bowl 2012-15 | New Orleans Bowl 2015 | Cure Bowl 2016

BOWL GAMES
2016
2015
2014
2013
2012
2011
2005
1970
1969
1968
1954
1952 (2)
1951

- T6. 32 at Georgia State, 2014
32 vs Northwestern La., 1975
32 vs Central Arkansas, 2011
T9. 30 at New Mexico State, 2015
30 vs Alcorn State, 2012
30 vs Lamar, 1986

Season

1. 319 in 2012
T2. 304 in 2014
304 in 2011
4. 290 in 2015
5. 275 in 2013
6. 262 in 2010
7. 243 in 2007
8. 242 in 2016
9. 238 in 2008
T10. 224 in 2006
224 in 1990

MOST FIRST DOWNS RUSHING Game

1. 28 vs Southern Illinois, 1982
2. 26 vs Southern Illinois, 1975
3. 25 vs Lamar, 1986
4. 24 vs Northwestern La., 1975
5. 24 vs Lamar, 1989

Season

1. 181 in 1975
2. 167 in 1989
3. 167 in 1986
T4. 159 in 2012
159 in 1987

MOST FIRST DOWNS PASSING Game

- T1. 21 vs Western Ky., 2011
21 vs Central Ark., 2011
T3. 17 vs Troy, 2012
17 vs Auburn, 2010

- T6. 17 vs Memphis, 2004
16 vs ULM, 2016
16 at Texas State, 2014
16 vs Northern Illinois, 2011
16 vs Missouri, 2004
16 vs Northern Illinois, 1996

Season

1. 169 in 2011
2. 139 in 2014
3. 137 in 2012
4. 131 in 2010
5. 124 in 2016
6. 117 in 2013
7. 115 in 2015
8. 111 in 1996
9. 107 in 2007
10. 103 in 1998

MOST FIRST DOWNS BY PENALTY Game

- T1. 6 vs Louisiana Tech, 2015
6 vs Southwestern La., 1990
T3. 5 vs Troy, 2012
5 vs UT Chattanooga, 1981
5 vs Florida Atlantic, 2010
5 vs Florida Int'l, 2010

T7. 4, 15 times (last vs Ga. St., 2015)

Season

1. 26 in 1990
2. 24 in 2015
T3. 23 in 2012
23 in 1996
T5. 21 in 2006
21 in 1997
21 in 1995
21 in 1991
T9. 20 in 2014
20 in 1981

YEAR-BY-YEAR TOTAL OFFENSE LEADERS

Year	Player	Plays	Rush	Pass	Total
2016	Justice Hansen	419	131	2,719	2,850
2015	Fredi Knighten	390	396	1,835	2,231
2014	Fredi Knighten	643	779	3,277	4,056
2013	Adam Kennedy	468	524	2,363	2,887
2012	Ryan Aplin	510	438	3,342	3,780
2011	Ryan Aplin	637	588	3,588	4,176
2010	Ryan Aplin	548	477	2,939	3,416
2009	Corey Leonard	283	174	1,416	1,590
2008	Corey Leonard	463	516	2,347	2,863
2007	Corey Leonard	520	547	2,235	2,782
2006	Corey Leonard	338	331	1,321	1,652
2005	Nick Noce	407	236	2,052	2,288
2004	Nick Noce	403	249	2,115	2,364
2003	Elliot Jacobs	325	217	1,537	1,754
2002	Elliot Jacobs	340	193	1,751	1,944
2001	Jonathan Adams	234	1,004	0	1,004
2000	Cleo Lemon	350	-48	1,964	1,916
1999	Cleo Lemon	263	-94	1,569	1,475
1998	Cleo Lemon	454	-241	2,721	2,480
1997	Cleo Lemon	262	-62	1,452	1,390
1996	Jeremy Watkins	236	-43	1,481	1,433
1995	Johnny Covington	395	-30	1,217	2,097
1994	Johnny Covington	213	-11	830	819
1993	Johnny Covington	242	-5	1,069	1,064
1992	Tom Sears	232	100	1,159	1,259
1991	Roy Johnson	433	782	1,747	2,529
1990	Roy Johnson	388	380	1,561	1,941
1989	Roy Johnson	312	925	941	1,866
1988	Earl Easley	242	861	169	1,030
1987	Dwane Brown	235	450	665	1,115
1986	Dwane Brown	256	567	862	1,429
1985	Dwane Brown	334	675	1,205	1,880
1984	Dwane Brown	286	500	748	1,248
1983	Tim Langford	341	573	1,156	1,729
1982	Tim Langford	182	222	534	756
1981	Tim Langford	197	528	345	873
1980	Erven Beasley	84	433	0	433
1979	Gene Bradley	320	350	1,091	1,441
1978	Kennon Taylor	292	94	1,087	1,181
1977	Kennon Taylor	320	285	1,404	1,689
1976	Leroy Harris	150	1,046	0	1,046
1975	Dennis Bolden	186	1,191	0	1,191
1974	Willie Harris	151	654	0	654
1973	Steve Burks	237	580	407	987
1972	Stan Winfrey	168	869	0	869
1971	James Hamilton	265	-56	1,351	1,295
1970	James Hamilton	308	101	1,622	1,723
1969	James Hamilton	317	274	1,172	1,446
1968	James Hamilton	317	62	1,238	1,300
1967	Cecil LaGrone	192	-15	900	885
1966	Tim Keane	214	-7	1,015	1,008
1965	Terry Gwin	165	534	292	826
1964	Gary Everett	102	85	454	539
1963	Gary Everett	123	55	692	747
1962	Sammy Weir	181	418	370	788
1961	Jim McMurray	142	191	331	522
1960	Jim McMurray	163	292	344	636
1959	Bill Caldwell	216	322	959	1,281
1958	Bill Caldwell	109	142	388	530
1957	Bill Caldwell	116	-1	501	500
1956	Eddie Romeo	111	701	0	701
1955	Tommy Spiers	126	5	519	524
1954	Tommy Spiers	79	-36	368	332
1953	Richie Voit	191	825	49	874
1952	Richie Voit	207	1,250	0	1,250
1951	Richie Voit	227	1,125	0	905
1950	Richie Voit	149	759	0	759

CAREER YARDAGE LEADERS

	Plays	Rush	Pass	Total
1. Ryan Aplin, 2009-12	1,877	1,756	10,758	12,514
2. Corey Leonard, 2006-09	1,604	1,568	7,319	8,887
3. Cleo Lemon, 1997-2000	1,329	-445	7,706	7,309
4. Fredi Knighten, 2012-15	1,157	1,615	5,371	6,986
5. Roy Johnson, 1988-91	1,238	2,182	4,597	6,779
6. James Hamilton, 1968-71	1,207	381	5,383	5,764
7. Dwane Brown, 1984-87	1,111	2,192	3,480	5,672
8. Nick Noce, 2003-05	853	518	4,343	4,841
9. Elliot Jacobs, 2001-03	824	549	3,874	4,423
10. Johnny Covington, 1992-95	569	-167	4,426	4,259
11. Richie Voit, 1950-53	727	3,947	49	3,996
12. Reggie Arnold, 2006-09	735	3,937	0	3,937
13. Tim Langford, 1980-83	899	1,429	2,316	3,745
14. Antonio Warren, 2002-05	603	3,040	0	3,040
15. Jonathan Adams, 1998-01	668	3,005	0	3,005

SEASON YARDAGE LEADERS

	Plays	Rush	Pass	Total
1. Ryan Aplin, 2011	637	588	3,588	4,176
2. Fredi Knighten, 2014	643	779	3,277	4,056
3. Ryan Aplin, 2012	510	438	3,342	3,780
4. Ryan Aplin, 2010	548	477	2,939	3,416
5. Adam Kennedy, 2013	468	524	2,363	2,887
6. Corey Leonard, 2008	463	516	2,347	2,863
7. Justice Hansen, 2016	419	131	2,719	2,850
8. Corey Leonard, 2007	520	547	2,235	2,782
9. Roy Johnson, 1991	433	782	1,747	2,529
10. Cleo Lemon, 1998	454	-241	2,721	2,480
11. Nick Noce, 2004	403	249	2,115	2,364
12. Nick Noce, 2005	407	236	2,052	2,288
13. Fredi Knighten, 2015	390	396	1,835	2,231
14. Johnny Covington, 1995	395	-30	2,127	2,097
15. Elliot Jacobs, 2002	340	193	1,751	1,944

◀ RYAN APLIN

TOTAL OFFENSE RECORDS | 163

RED WOLVES FOOTBALL

AStateRedWolves.com

INDIVIDUAL

MOST RUSHES

Game

- 45, Calvin Harrell vs UT Arlington (1969)
- 43, Calvin Harrell vs The Citadel (1970)
- 40, Danny Smith vs Idaho (2002)
- 39, Frank McGuigan vs Abilene Christian (1968)
- T5.38, Larry Lawrence vs Southern Ill. (1978)
- 38, Frank McGuigan vs Eastern Mich. (1968)

Season

- 269, Frank McGuigan, 1968
- 254, Danny Smith, 2002
- 254, Larry Lawrence, 1978
- 250, Marquis Williams, 1993
- 243, David Oku, 2012
- 233, Jonathan Adams, 2001
- 232, Calvin Harrell, 1970
- 227, Richie Voit, 1951
- 225, Richard Kimble, 1989

Career

- 737, Reggie Arnold, 2006-09
- 725, Richie Voit, 1950-53
- 668, Jonathan Adams, 1998-01
- 660, Calvin Harrell, 1968-71
- 611, Rickey Jemison, 1983-86
- 603, Antonio Warren, 2002-05
- 595, Dwane Brown, 1984-87

MOST NET YARDS

Game: 259, Dennis Bolden vs McNeese St. (1975)

Season: 1,390, Danny Smith, 2002

Career: 3,947, Richie Voit (1950-53)

MOST TOUCHDOWNS RUSHING

Game

- 7, Steve Burks vs Abilene Christian (1973)
- 7, Clifton Keller vs Central Ark. (1917)
- 5, Michael Gordin at Idaho (2014)
- T4.4, Ryan Aplin vs FAU (2011)
- 4, Reggie Arnold vs. Miss. Valley St. (2009)
- 4, Danny Smith vs Idaho (2002)
- 4, Earl Easley vs Southern Ill. (1988)
- 4, Rickey Jemison vs NE La. (1984)
- 4, David Hines vs NW La. (1975)

Season

- 21, Richie Voit (1951)
- 17, Richie Voit (1952)
- T3.16, David Oku (2012)
- 16, David Hines (1975)
- T5.14, **Johnston White (2015)**
- 14, Danny Smith (2002)
- 14, Frank McGuigan (1968)
- 13, Michael Gordon (2014)
- T9.12, Reggie Arnold (2009)
- 12, Roy Johnson (1991)
- 12, Leroy Harris (1976)
- 12, Calvin Harrell (1970)
- 12, Richie Voit (1953)

Career

- 57, Richie Voit (1950-53)
- T2.33, Reggie Arnold (2006-09)
- 33, Dwane Brown (1984-87)
- 4, 32, Michael Gordon (2012-15)
- 31, Ryan Aplin (2009-cur.)
- 26, Calvin Harrell (1968-71)
- 7, 25, **Johnston White (2014-cur.)**
- 24, Lamont Zachery (1996-99)
- T9.22, David Oku (2012-13)
- 22, Roy Johnson (1988-91)

MOST YARDS PER CARRY

Game

- 17.4, Dennis Forrest vs Mississippi (1988)
- 17.1, Putzer Dayton vs East TX St. (1987)

- 16.3, Leroy Harris vs McNeese St. (1976)
- 16.7, Lamont Zachery vs SE Mo. St. (1996)
- 15.4, Reggie Arnold vs TX Southern (2008)
- 15.3, Lamont Zachery vs Central Ark. (1996)

Season

- 9.3, Rocky Hayes (2012)
- 8.6, Dennis Forrest (1988)
- T3.7.4, Don Riggs (1955)
- 7.4, Lamont Zachery (1996)
- 7.2, Derek Lawson (2008)
- T6.7.0, Leroy Harris (1975)
- 7.0, Leroy Harris (1976)
- T8.6.9, Michael Gordon (2014)
- 6.9, Dennis Forrest (1987)

Career

- 7.0, Leroy Harris (1975-76)
- T2.6.7, Michael Gordon (2012-15)
- 6.7, Dennis Forrest, (1986-89)
- 6.3, Sirgregory Thornton (2010-13)
- 5.8, Dennis Bolden (1975-76)
- 6.5.4, Shermar Bracey (2003-05)
- T7.5.3, Reggie Arnold (2006-09)
- 5.3, Lamont Zachery, (1996-99)
- 5.2, Danny Smith (2000-02)
- T10.5.1, Joe Griffin (1976-78)
- 5.1, Richie Voit (1950-53)

MOST 100-YARD RUSHING GAMES

Season

- 8, Antonio Warren (2005)
- 7, Calvin Harrell (1971)
- T3.6, Danny Smith (2002)
- 6, Corey Walker (1995)
- 6, Calvin Harrell (1970)
- T6.5, Michael Gordon (2014)
- 5, Reggie Arnold (2008)
- 5, Reggie Arnold (2006)
- 5, Rickey Jemison (1986)
- 5, Calvin Harrell (1969)
- 5, Lamont Zachery (1999)

Career

- 18, Calvin Harrell (1969-71)
- 17, Reggie Arnold (2006-09)
- 15, Antonioi Warre (2002-05)
- 13, Rickey Jemison (1984-86)
- T5.12, Michael Gordon (2012-15)
- 12, Jonathan Adams (1998-01)
- 7, 11, Lamont Zachery (1996-99)
- 10, Corey Walker (1993-96)
- T9.7, Roy Johnson (1988-91)
- 7, Leroy Harris (1975-76)
- 7, Dennis Bolden (1975-76)

MOST CONSECUTIVE 100-YARD RUSHING GAMES

- 6, Antonio Warren (2005)
- 5, Rickey Jemison, (1986)
- T3.4, Michael Gordon (2014)
- 4, Larry Lawrence, (1978)
- 4, Leroy Harris (1976)
- 4, Calvin Harrell (1971)
- T7.3, Danny Smith (2002)
- 3, Danny Smith (2002)
- 3, Corey Walker (1995)
- 3, Corey Walker (1995)
- 3, Roy Johnson (1989)
- 3, Rickey Jemison (1984)
- 3, David Mitchell (1973)

LONGEST PLAYS

- 92, Dennis Forrest vs Mississippi (1988)
- T2.91, Michael Gordon vs UAPB (2013)
- 91, Larry Harris vs Wyoming (1990)
- 85, Leroy Harris vs McNeese St. (1976)
- T5.80, nine times (last Derek Lawson vs Texas Southern in 2008)

FOUR 100-YD RUSHINGS IN SAME GAME

- 124 by David Oku, 112 by Sirgregory Thornton, 102 by Michael Gordon, 101 by Fredi Knighten vs UAPB, 2013

THREE 100-YD RUSHINGS IN SAME GAME

- 153 by Fredi Knighten, 143 by Michael Gordon, **110 by Johnston White** vs New Mexico St., 2014
- 120 by Putzer Dayton, 105 by Richard Kimble, 104 by Roy Johnson vs Ole Miss, 1989
- 135 by Rickey Jemison, 128 by Keith Weaver, 113 by Preston Maddox vs NE La., 1984
- 179 by Steve Burks, 124 by Stan Winfrey, 122 by Willie Harris vs Abilene Christian, 1973
- 168 by Steve Burks, 106 by Willie Harris, 103 by David Mitchell vs UT Arlington, 1973
- 120 by Calvin Harrell, 131 by David Mitchell, 103 by Johnnie Carr vs Lamar, 1970

TWO 100-YARD RUSHINGS IN SAME GAME

- 140 by Warren Wand & 126 by Johnston White** vs. Ga. So., 2016
- 122 by Ryan Aplin & 111 by Reggie Arnold vs North TX, 2009
- 120 by Corey Leonard & 104 by Reggie Arnold vs Florida Int'l, 2009
- 209 by Derek Lawson & 123 by Reggie Arnold vs TX So., 2008
- 128 by Antonio Warren & 102 by Shermar Bracey vs UT Martin, 2005
- 143 by Antonio Warren & 105 by Shermar Bracey vs Fla. Int'l, 2005
- 139 by Shermar Bracey & 105 by Antonio Warren vs No. TX, 2005
- 150 by Danny Smith & 117 by Antonio Warren vs So. Utah, 2002
- 149 by Lamont Zachery & 169 by Jonathan Adams vs Nevada, 1999
- 155 by Lamont Zachery & 113 by Corey Walker vs La. Tech, 1996
- 143 by Alastair Couch & 121 by Zoe Freeman vs. Southern Ill., 1994
- 132 by Richard Kimble & 105 by Roy Johnson vs McNeese St., 1989
- 194 by Richard Kimble & 161 by Roy Johnson vs Lamar, 1989
- 141 by Richard Kimble & 144 by Earl Easley vs Southwestern La., 1988
- 115 by Earl Easley & 102 by Dennis Forrest vs Illinois State, 1988
- 139 by Dennis Forrest & 109 by Earl Easley vs Mississippi, 1988
- 126 by Earl Easley & 103 by Dennis Forrest vs So. Ill., 1987
- 170 by Earl Easley & 137 by Putzer Dayton vs East TX St., 1987
- 125 by Rickey Jemison & 102 by Richard Kimble vs East TX St., 1986
- 134 by Rickey Jemison & 108 by Judious Lewis vs Lamar, 1984
- 124 by Erven Beasley & 101 by Dwayne Pittman vs UT-Martin, 1983
- 118 by Bill Johnson & 100 by Tim Langford vs Austin Peay State, 1980
- 134 by Joe Griffin & 148 by Larry Lawrence vs NW La., 1978
- 138 by Dennis Bolden & 129 by Leroy Harris vs So. Ill., 1976
- 25.259 by Dennis Bolden & 136 by Leroy

ARKANSAS STATE

GoDaddy Bowl 2012-15 | New Orleans Bowl 2015 | Cure Bowl 2016

BOWL GAMES
2016
2015
2014
2013
2012
2011
2005
1970
1969
1968
1954
1952 (2)
1951

- Harris vs McNeese St., 1975
26. 207 by Leroy Harris & 125 by David Hines vs Southwestern La., 1975
27. 146 by Tommy Foulks & 105 by David Hines vs Idaho, 1975

6 vs Northwestern La., 1975

6 vs Southern Illinois, 1988

Season

1. 43 in 1951
2. 42 in 1975
3. 40 in 1952
4. 37 in 1987
- T5. 35 in 2015
- 35 in 2014
- 35 in 1984

MOST YARDS PER CARRY

Game

1. 10.0 vs Texas Southern, 2008
2. 9.9 vs Tennessee-Martin, 2003
3. 9.7 vs Tennessee-Martin, 1984
4. 9.2 vs New Mexico State, 2014
5. 9.0 vs East Texas State, 1987
6. 8.9 vs UAPB, 2013
7. 8.7 vs Florida Int'l., 2005
8. 8.5 vs Tennessee-Martin, 1983
9. 8.0 vs Tennessee-Martin, 2005
10. 7.8 vs Lamar, 1984

Season

1. 5.1 in 1989
- T2. 5.0 in 2012
- 5.0 in 2008
- 5.0 in 1987
- 5.0 in 1984
- 5.0 in 1975
- T7. 4.9 in 2015
- 4.9 in 2014
- 4.9 in 1996
- T10. 4.8 in 2005
- 4.8 in 1988
- 4.8 in 1986

MOST YARDS PER GAME

Season

1. 340.5 in 1975
2. 329.1 in 1952
3. 315.2 in 1951
4. 300.7 in 1989
5. 298.5 in 1987

YEAR-BY-YEAR RUSHING LEADERS

Year	Player	Carries	Yds	Avg.	TD
2016	Warren Ward	200	879	4.4	7
2015	Michael Gordon	165	1,062	6.4	9
2014	Michael Gordon	159	1,100	6.9	13
2013	Michael Gordon	112	754	6.7	10
2012	David Oku	243	1,105	4.4	16
2011	Ryan Aplin	161	588	3.7	10
2010	Derek Lawson	105	500	4.8	4
2009	Reggie Arnold	168	723	4.3	12
2008	Reggie Arnold	197	1,074	5.5	8
2007	Reggie Arnold	163	1,060	6.5	9
2006	Reggie Arnold	209	1,076	5.1	4
2005	Antonio Warren	173	1,066	6.2	6
2004	Antonio Warren	195	1,036	5.3	2
2003	Shermar Bracey	112	530	4.7	8
2002	Danny Smith	254	1,390	5.5	14
2001	Jonathan Adams	235	1,004	4.3	5
2000	Jonathan Adams	202	1,002	5.0	6
1999	Lamont Zachery	172	846	4.9	4
1998	Lamont Zachery	122	558	4.6	9
1997	Lamont Zachery	97	386	4.0	7
1996	Lamont Zachery	114	846	7.4	4
1995	Corey Walker	212	1,013	4.8	9
1994	Corey Walker	175	630	3.6	2
1993	Marquis Williams	250	1,060	4.2	5
1992	Jerrold Seymore	103	395	3.8	4
1991	Roy Johnson	170	782	4.6	12
1990	Larry Harris	90	490	5.5	3
1989	Richard Kimble	225	977	4.3	5
1988	Earl Easley	196	861	4.4	11
1987	Richard Kimble	146	533	3.7	7
1986	Rickey Jemison	224	1,002	4.5	3
1985	Rickey Jemison	175	918	5.3	5
1984	Rickey Jemison	177	888	5.0	11
1983	Dwayne Pittman	151	744	4.9	5
1982	Maurice Carthon	144	682	4.7	3
1981	Maurice Carthon	153	678	4.4	2
1980	Erven Beasley	84	433	5.2	2
1979	Anthony Williams	173	789	4.6	5
1978	Larry Lawrence	254	1,039	4.1	6
1977	Joe Griffin	115	635	5.5	0
1976	Leroy Harris	150	1,046	7.0	12
1975	Dennis Bolden	186	1,191	6.4	11
1974	Willie Harris	150	654	4.4	4
1973	David Mitchell	191	968	5.1	6
1972	Stan Winfrey	168	869	5.2	4
1971	Calvin Harrell	216	961	4.4	4
1970	Calvin Harrell	232	1,131	4.8	12
1969	Calvin Harrell	205	824	4.1	9
1968	Frank McGuigan	269	1,220	4.5	14
1967	Frank McGuigan	129	488	3.8	2
1966	Terry Gwin	135	607	4.5	7
1965	Terry Gwin	110	534	4.9	4
1964	Eddie Rickus	85	394	4.6	2
1963	Harold Wallin	72	281	3.9	4
1962	Dick Martillo	119	629	5.2	7
1961	Sammy Weir	85	345	4.1	3
1960	John Coffey	62	294	4.7	2
1959	Bill Caldwell	84	322	3.8	5
1958	Bill Nalley	50	248	5.0	1
1957	Eddie Romeo	82	425	5.2	4
1956	Eddie Romeo	111	701	6.3	5
1955	Don Riggs	67	498	7.4	6
1954	Bill Templeton	50	232	4.6	3
1953	Richie Voit	189	825	4.4	12
1952	Richie Voit	207	1,250	6.0	17
1951	Richie Voit	227	1,125	5.0	21
1950	Richie Voit	149	759	5.1	7

TEAM

MOST RUSHES

Game

1. 94 vs Delta State, 1951
2. 82 vs Southern Illinois, 1974
3. 81 vs Southern Illinois, 1982
- T4. 78, three times (last vs Ill., 1988)

Season

1. 746 in 1975
2. 701 in 1952
3. 686 in 1986
4. 682 in 1988
5. 681 in 1981

MOST NET YARDS RUSHING

Game

1. 621 vs Tennessee-Martin, 1984
2. 604 vs East Texas State, 1987
3. 519 vs Eastern NM, 1972
4. 512 vs Lamar, 1986
5. 509 vs UAPB, 2013
6. 488 vs Abilene Christian, 1973

Season

1. 3,745 in 1975
2. 3,308 in 1989
3. 3,291 in 1952
4. 3,283 in 1987
5. 3,266 in 1988

MOST TOUCHDOWNS RUSHING

Game

1. 11 vs East Texas State, 1987
2. 10 vs Tennessee-Martin, 1984
- T3. 8 vs UAPB, 2013
- 8 vs Mississippi Valley St., 2009
- 8 vs Tennessee-Martin, 2003
- 8 vs Abilene Christian, 1973
- T7. 7 vs New Mexico State, 2014
- 7 vs Lamar, 1970
- T9. 6 vs Missouri State, 2015
- 6 vs Idaho, 2015
- 6 vs Florida International, 2005

CAREER YARDAGE LEADERS

	Carries	Yards	Average	TD	
1.	Richie Voit, 1950-53	771	3,947	5.1	57
2.	Reggie Arnold, 2006-09	737	3,933	5.3	33
3.	Antonio Warren, 2002-05	603	3,040	5.0	12
4.	Jonathan Adams, 1993-2001	668	3,005	4.5	17
5.	Michael Gordon, 2012-15	443	2,961	6.7	32
6.	Rickey Jemison, 1983-86	611	2,956	4.8	19
7.	Calvin Harrell, 1968-71	660	2,935	4.5	26
8.	Lamont Zachery, 1996-99	501	2,640	5.3	24
9.	Richard Kimble, 1986-89	576	2,518	4.4	19
10.	Corey Walker, 1993-96	568	2,340	4.1	20

SEASON YARDAGE LEADERS

	Carries	Yards	Avg.	TD	
1.	Danny Smith, 2002	254	1,390	5.5	14
2.	Richie Voit, 1952	207	1,250	6.0	17
3.	Frank McGuigan, 1968	269	1,220	4.5	14
4.	Dennis Bolden, 1975	186	1,191	6.4	11
5.	Calvin Harrell, 1970	232	1,131	4.8	12
6.	Richie Voit, 1951	227	1,125	5.0	21
7.	David Oku, 2012	243	1,105	4.4	16
8.	Michael Gordon, 2014	159	1,100	6.9	13
9.	Reggie Arnold, 2006	206	1,076	5.1	6
10.	Reggie Arnold, 2008	197	1,074	5.5	8

← RICHIE VOIT

RUSHING RECORDS | 165

INDIVIDUAL

MOST PASSES ATTEMPTED

Game

1. 58, Ryan Aplin vs N. Illinois (2011)
- T2.57, Justice Hansen at ULL (2016)**
- 57, Fredi Knighten at Texas St. (2014)
4. 53, Johnny Covington vs La. Tech (1995)
5. 50, Corey Leonard vs. North TX (2006)
- T6. 49, Ryan Aplin vs Western Ky. (2011)
- 49, Cleo Lemon vs New Mexico St. (1998)
8. 47, Cleo Lemon vs UAB (1997)
- T9. 46, Adam Kennedy vs Missouri (2013)
- 46, Ryan Aplin vs Fla. Atlantic (2010)

Season

1. 476, Ryan Aplin (2011)
2. 432, Fredi Knighten (2014)
3. 410, Ryan Aplin (2010)
4. 406, Ryan Aplin (2012)
5. 387, Cleo Lemon (1998)
6. 370, Johnny Covington (1995)
7. 349, Corey Leonard (2007)
- 8. 340, Justice Hansen (2016)**
- T9. 315, Adam Kennedy (2013)
- 315, Nick Noce (2004)

Career

1. 1,407, Ryan Aplin (2009-12)
2. 1,128, Cleo Lemon (1997-2000)
3. 1,088, Corey Leonard (2006-09)
4. 824, Johnny Covington (1992-95)
5. 799, James Hamilton (1968-71)
6. 736, Fredi Knighten (2012-15)
7. 680, Roy Johnson (1988-91)
8. 638, Nick Noce (2003-05)
9. 516, Dwane Brown (1984-87)

MOST PASSES COMPLETED

Game

- T1. 37, Adam Kennedy vs Missouri (2013)
- 37, Ryan Aplin vs WKU, 2011
- 3. 35, Justice Hansen vs ULL (2016)**
4. 34, Ryan Aplin vs Indiana, 2010
5. 32, Johnny Covington vs San Jose St., 1995
6. 31, Fredi Knighten at Texas State (2014)
7. 30, Ryan Aplin vs N. Illinois, 2011
- T8. 29, Ryan Aplin vs Oregon, 2012
- 29, Nick Noce vs Memphis, 2004
- T10. 28, five times (last R. Aplin vs Troy, 2012)

Season

1. 304, Ryan Aplin (2011)
2. 276, Ryan Aplin (2012)
3. 269, Fredi Knighten (2014)
4. 252, Ryan Aplin (2010)
5. 218, Adam Kennedy (2013)
- 6. 197, Justice Hansen (2016)**
7. 194, Johnny Covington (1995)
8. 183, Cleo Lemon (1998)
9. 182, Corey Leonard (2007)
10. 173, Cleo Lemon (2000)

Career

1. 906, Ryan Aplin (2009-12)
2. 571, Corey Leonard (2006-09)
3. 551, Cleo Lemon (1997-2000)
4. 442, Fredi Knighten (2012-15)
5. 409, Johnny Covington (1992-95)
6. 338, James Hamilton (1968-71)
7. 328, Nick Noce (2003-05)
8. 324, Elliot Jacobs (2001-03)
9. 305, Roy Johnson (1988-91)
10. 235, Dwane Brown (1984-87)

MOST NET YARDS PASSING

Game

1. 438, Ryan Aplin vs ULL (2010)
- 2. 424, Justice Hansen vs UCA (2016)**
3. 418, Nick Noce vs Memphis (2004)
- T4. 403, Fredi Knighten vs Toledo (2014)

- 403, Cleo Lemon vs. NM St. (1998)
6. 396, Ryan Aplin vs WKU (2011)
- 7. 393, Justice Hansen vs ULL (2016)**
8. 376, Cleo Lemon vs SW Mo. St. (1997)
9. 375, Adam Kennedy vs Idaho (2013)
10. 369, Ryan Aplin vs Troy (2012)

Season

1. 3,588, Ryan Aplin (2011)
2. 3,342, Ryan Aplin (2012)
3. 3,277, Fredi Knighten (2014)
4. 2,939, Ryan Aplin (2010)
5. 2,721, Cleo Lemon (1998)
- 6. 2,719, Justice Hansen (2016)**
7. 2,363, Adam Kennedy (2013)
8. 2,347, Corey Leonard (2008)
9. 2,235, Corey Leonard (2007)
10. 2,127, Johnny Covington (1995)

Career

1. 10,758, Ryan Aplin (2009-12)
2. 7,706, Cleo Lemon (1997-2000)
3. 7,319, Corey Leonard (2006-09)
4. 5,383, James Hamilton (1968-71)
5. 5,371, Fredi Knighten (2012-15)
6. 4,597, Roy Johnson (1988-91)
7. 4,426, Johnny Covington (1992-95)
8. 4,343, Nick Noce (2003-05)
9. 3,874, Elliot Jacobs (2001-03)
10. 3,480, Dwane Brown (1984-87)

MOST TOUCHDOWN PASSES

Game

- T1. 5, Fredi Knighten at ULM (2015)
- 5, Fredi Knighten vs Toledo (2014)
- 5, Corey Leonard vs ULL (2007)
- T4. 4, 13 times (last J. Hansen vs ULM, 2016)

Season

- T1. 24, Fredi Knighten (2014)
- 24, Ryan Aplin (2012)
3. 21, Ryan Aplin (2010)
- T4. 19, Justice Hansen (2016)**
- 19, Fredi Knighten (2015)
- 19, Ryan Aplin (2011)
- T7. 16, Corey Leonard (2008)
- 16, Corey Leonard (2007)
- T9. 15, Cleo Lemon (1999)
- 15, Jeremie Watkins (1996)

Career

1. 67, Ryan Aplin (2009-12)
2. 48, Cleo Lemon (1997-2000)
3. 47, Corey Leonard (2006-09)
4. 46, Fredi Knighten (2012-15)
5. 32, James Hamilton (1968-71)
6. 25, Nick Noce (2003-05)
7. 24, Johnny Covington (1992-95)
- T8. 22, Elliot Jacobs (2001-03)
- 22, Roy Johnson (1988-91)
10. 20, Bill Caldwell (1957-59)

MOST PASSES HAD INTERCEPTED

Game

1. 6, Gene Bradley vs So. Miss (1979)
- T2. 4, Nick Noce vs Idaho (2004)
- 4, Elliot Jacobs vs. Utah State (2003)
- 4, Jeremie Watkins vs So. Utah (1997)
- 4, Cecil LaGrone vs SW La. (1967)
- 4, Shelby Lee vs The Citadel (1963)
- T7. 3, 19 times

Season

1. 17, Gene Bradley (1979)
- T2. 16, Ryan Aplin (2011)
- 16, Nick Noce (2004)
- 16, Kennon Taylor (1978)
- 16, James Hamilton (1971)
- 16, Bill Caldwell (1959)
- T7. 15, Corey Leonard (2007)
- 15, Roy Johnson (1991)

Career

1. 45, James Hamilton (1968-71)

2. 38, Roy Johnson (1988-91)
- T3. 37, Corey Leonard (2006-09)
- 37, Ryan Aplin (2009-12)
- 33, Nick Noce (2002-05)
- 33, Cleo Lemon (1997-2000)
- 33, Bill Caldwell (1957-59)
8. 30, Johnny Covington (1992-95)

HIGHEST COMPLETION PCT.

Game (Min. 10 attempts)

1. .923 (12-13), Ryan Aplin vs Alcorn St. (2012)
2. .917 (11-12), Tom Sears vs. So. Ill. (1992)
- T3. .905 (19-21), Ryan Aplin vs Middle Tenn. (2012)
- .905 (19-21), Ryan Aplin vs Memphis (2011)
5. .900 (9-10), Corey Leonard vs TX Southern (2008)
6. .882 (15-17), Adam Kennedy vs USA (2013)
7. .875 (21-24), James Tabary vs Mo. St. (2015)
8. .857 (12-14), Tim Langford vs Lamar (1983)
9. .846 (11-13), Nick Noce vs Fla. Int'l (2005)
- T10. .818 (9-11), J. Hamilton vs La. Tech (1971)
- .818 (9-11), James Hamilton vs Lamar (1971)

Season (Min. 50 attempts)

1. .692 (218-315), Adam Kennedy (2013)
2. .680 (276-406), Ryan Aplin (2012)
3. .653 (77-118), Ryan Aplin (2009)
4. .638 (304-476), Ryan Aplin (2011)
5. .623 (269-432), Fredi Knighten (2014)
6. .619 (6-5-105), James Tabary (2015)
7. .615 (252-410), Ryan Aplin (2010)
8. .590 (36-61), Brent Pettus (1994)
- 9. .579 (197-340), Justice Hansen (2016)**
- T10. .567 (38-67), Billy Sommers (1952)
- .567 (118-208), Jeremie Watkins (1996)

Career (Min. 100 attempts)

1. .664 (906-1,407), Ryan Aplin (2009-12)
2. .601 (442-736), Fredi Knighten (2012-15)
3. .539 (167-310), Jeremie Watkins, (1996-97)
4. .525 (571-1,088), Corey Leonard (2006-09)
5. .508 (160-315), Brent Pettus (1994-97)
6. .496 (409-825), Johnny Covington (1992-95)
7. .492 (187-380), Tim Langford (1980-83)
- T8. .491 (109-222), Corey Leonard, 2006-09
- .491 (81-143), Gary Everett (1963-64)
10. .488 (551-1,128), Cleo Lemon (1997-2000)

MOST YARDS PER COMPLETION

Game

1. 63.5 (254 on 4), J. Hamilton vs Abilene Christian (1971)
2. 35.5 (142 on 4), Buckley Layne vs SW La. (1976)

Season

1. 16.9 (1,622 on 96), James Hamilton (1970)
2. 16.7 (1,205 on 72), Dwane Brown (1985)

MOST YARDS PER GAME

Season

1. 276.0, Ryan Aplin (2011)
2. 257.1, Ryan Aplin (2012)
3. 252.1, Fredi Knighten (2014)
4. 244.9, Ryan Aplin (2010)
5. 226.8, Cleo Lemon (1998)
- 6. 209.2, Justice Hansen (2016)**
7. 203.2, Corey Leonard (2007)
8. 195.6, Corey Leonard (2008)
9. 193.4, Johnny Covington (1995)
10. 192.3, Nick Noce (2004)

Career

1. 228.9, Ryan Aplin (2009-12)
2. 188.0, Cleo Lemon (1997-2000)
3. 166.3, Corey Leonard (2006-09)
4. 141.7, James Hamilton (1968-71)
5. 131.0, Fredi Knighten (2012-15)
6. 113.9, Elliot Jacobs (2001-03)
7. 113.5, Johnny Covington (1992-95)
8. 113.2, Kennon Taylor (1977-78)
9. 110.1, Corey Leonard (2006-09)
10. 109.5, Roy Johnson (1988-91)

ARKANSAS STATE

GoDaddy Bowl 2012-15 New Orleans Bowl 2015 Cure Bowl 2016

TEAM

MOST PASSES ATT.

- Game**
- 58 vs S. Ill., 2011
 - 57 at ULL, 2016
 - 57 at Texas St., 2014
 - 53 vs UNT, 2007
 - 53 vs La. Tech, 1995
 - 50 at WKU, 2011
 - 50 vs UAB, 1997
 - 49 vs Auburn, 2010
 - 49 vs Minnesota, 1998
 - 49 vs NM State, 1998

Season

- 500 in 2011
- 448 in 2014
- 438 in 2010
- 412 in 2012
- 410 in 1998
- 409 in 1996
- 402 in 1916
- 392 in 1995
- 388 in 2007
- 368 in 2013

MOST PASSES COMP.

- Game**
- 38 at WKU, 2011
 - 37 at Missouri, 2013
 - 35 at ULL, 2016
 - 35 vs Indiana, 2010
 - 34 vs San JSU, 1995
 - 33 vs Auburn, 2010
 - 31 at Texas St., 2014
 - 30 vs N. Ill., 2011
 - 29, five times (last at Oregon, 2012)

Season

- 326 in 2011
- 279 in 2012
- 276 in 2014
- 266 in 2010
- 255 in 2013
- 231 in 2016
- 217 in 2000
- 213 in 1996
- 207 in 2015
- 206 in 1995

MOST NET YDS PASSING

- Game**
- 438 vs ULL, 2010
 - 424 vs UCA, 2016
 - 419 at WKU, 2011
 - 418 vs Memphis, 2004
 - 403 vs Toledo, 2014
 - 403 vs NMSU, 1998
 - 393 at ULL, 2016
 - 376 vs SW Mo. St., 1997
 - 375 vs Idaho, 2013
 - 375 vs Memphis, 2011

Season

- 3,817 in 2011
- 3,386 in 2012
- 3,381 in 2014
- 3,148 in 2016
- 3,057 in 2010
- 2,875 in 2010
- 2,693 in 1998
- 2,627 in 2013
- 2,446 in 2007
- 2,346 in 2008

MOST TD'S PASSING

- Game**
- 5 vs ULM, 2016
 - 5 at ULM, 2015
 - 5 vs Toledo, 2014
 - 5 vs ULL, 2007
 - 5 vs So. Ark., 1958
- T6. 4 vs 12 teams

Season

- 25 in 2014
- 25 in 2012
- 23 in 2015
- 23 in 2010
- 21 in 2016
- 21 in 2011
- 19 in 1999
- 19 in 1996
- 16 in 2008
- 16 in 2007
- 16 in 1995

MOST PASSES INT.

- Game**
- 6 vs So. Miss., 1979
 - 5 vs So. Utah, 1997
 - 5 vs Miss. St., 1994
 - 4 vs La. State, 1991

- 4 vs La. Tech, 1981
- 4 vs Trinity, 1971
- 4 vs Lamar, 1971
- 4 vs Minn., 1995
- 4 vs Idaho, 2004

Season

- 21 in 1959
- 21 in 2003
- 20 in 1996
- 20 in 1971
- 19 in 1958
- 18 in 1979

HIGHEST COMP. PCT.

Game

- .917 (11-12) vs SIU, 1992
- .904 (19-21) vs Middle Tenn., 2012
- .900 (9-10) vs TX So., 2008
- .885 (23-26) vs Mo. St., 2015
- .879 (29-33) vs Memphis, 2011
- .875 (14-16) vs Alcom St., 2012
- .840 (21-25) vs USA, 2013
- .800 (17-20) vs WKU, 2009
- .787 (37-47) at Mizou, 2013
- .781 (25-32) vs North TX, 2012

Season

- .693 (255-368) in 2013
- .667 (279-412) in 2012
- .652 (326-500) in 2011
- .616 (276-448) in 2014
- .607 (266-438) in 2010
- .582 (192-330) in 2009
- .575 (231-402) in 2016
- .567 (207-365) in 2015
- .558 (177-317) in 2000
- .542 (167-308) in 2008

MOST PASSING

YARDS PER GAME

- Season**
- 293.6 in 2011
 - 260.5 in 2012
 - 260.1 in 2014
 - 254.8 in 2010
 - 242.2 in 2016
 - 239.6 in 1998
 - 217.1 in 1996
 - 207.2 in 2015
 - 206.4 in 2004
 - 206.1 in 1997

LONGEST PLAYS

- 98, J. Hamilton to Chet Douthit vs Lamar (1970)
- 89, T. Langford to Waddell Kelly vs Lamar (1982)
- 87, F. Knighten to Ryan Paschal at ULL (2014)
- 85, B. Spann to Dan Spensieri vs SW La. (1953)
- 84, Corey Leonard to David Johnson vs ULL (2007)
- 84, T. Langford to Judious Lewis vs NE La. (1983)
- 84, Roy Johnson to Kendrick Bullard vs SW Missouri St. 1991
- 83, Chad Voytik to Blake Mack vs Toledo (2016)
- 83, C. Lemon to J. Hickenbotham vs Richmond, (2000)
- 82, Cleo Lemon to Ron Teat vs SW La. (1998)

YEAR-BY-YEAR PASSING LEADERS

Year	Player	Att	Com	Int	Yds	Pct.	TD
2016	Justice Hansen	197	340	8	2,719	57.9	19
2015	Fredi Knighten	136	251	9	1,835	54.2	19
2014	Fredi Knighten	432	269	7	3,277	62.3	24
2013	Adam Kennedy	315	216	6	2,363	69.2	21
2012	Ryan Aplin	406	276	4	3,342	68.0	24
2011	Ryan Aplin	476	304	16	3,988	63.9	19
2010	Ryan Aplin	410	252	11	2,539	61.5	21
2009	Corey Leonard	211	114	6	1,416	54.0	7
2008	Corey Leonard	306	166	8	2,347	54.2	16
2007	Corey Leonard	349	182	5	2,235	52.1	16
2006	Corey Leonard	222	109	8	1,321	49.1	8
2005	Nick Noce	282	156	10	2,052	55.3	12
2004	Nick Noce	213	164	16	2,115	52.1	13
2003	Elliott Jacobs	275	145	13	1,537	53.1	10
2002	Elliott Jacobs	258	136	7	1,751	52.7	7
2001	Elliott Jacobs	102	43	7	586	42.2	5
2000	Cleo Lemon	306	173	7	1,964	56.5	13
1999	Cleo Lemon	230	105	8	1,569	45.7	15
1998	Cleo Lemon	387	183	10	2,721	46.3	14
1997	Cleo Lemon	205	90	8	1,452	43.9	6
1996	J. Watkins	208	118	9	1,481	56.7	15
1995	J. Covington	370	194	13	2,127	52.4	14
1994	J. Covington	185	85	5	830	45.9	6
1993	J. Covington	184	94	5	1,069	51.1	3
1992	Tom Sears	176	95	10	1,159	54.0	3
1991	Roy Johnson	263	120	15	1,747	45.6	7
1990	Roy Johnson	245	101	14	1,561	41.2	9
1989	Roy Johnson	122	61	6	941	50.0	6
1988	Roy Johnson	50	23	3	348	46.0	0
1987	Dwane Brown	96	46	4	665	47.9	3
1986	Dwane Brown	120	58	5	862	48.3	5
1985	Dwane Brown	152	72	8	1,205	47.4	9
1984	Dwane Brown	148	59	7	748	40.0	2
1983	Tim Langford	166	90	8	1,156	54.2	6
1982	Tim Langford	80	39	4	534	48.7	4
1981	Tim Langford	63	31	8	345	49.2	3
1980	Tim Langford	71	27	9	281	38.0	1
1979	Gene Bradley	198	91	17	1,091	46.0	7
1978	Kennon Taylor	182	78	16	1,087	42.9	4
1977	Kennon Taylor	190	92	12	1,404	48.4	5
1976	Bucky Layne	62	28	4	551	45.2	3
1975	Dave Hines	70	26	7	395	37.1	2
1974	James Flynn	89	39	10	425	43.8	2
1973	Steve Burks	73	32	5	407	43.8	1
1972	James Flynn	66	21	7	459	31.8	0
1971	J. Hamilton	199	81	16	1,351	40.7	6
1970	J. Hamilton	200	96	12	1,622	48.0	9
1969	J. Hamilton	184	79	9	1,172	42.9	8
1968	J. Hamilton	216	82	8	1,238	38.0	9
1967	Cecil LaGrone	145	70	9	900	48.3	4
1966	Tim Keane	158	70	10	1,015	44.3	2
1965	Tim Keane	67	27	3	326	40.3	1
1964	Gary Everett	81	35	7	454	43.2	4
1963	Gary Everett	82	46	6	692	56.1	8
1962	Sammy Weir	75	30	9	370	40.0	2
1961	Jim McMurray	70	30	6	331	42.9	2
1960	Jim McMurray	77	30	5	344	39.0	2
1959	Bill Caldwell	132	62	16	959	47.0	13
1958	Bill Caldwell	62	27	9	388	43.5	3
1957	Bill Caldwell	65	28	7	501	43.1	3
1956	Tommy Spiers	76	32	8	396	42.1	5
1955	Tommy Spiers	98	44	7	519	45.8	4
1954	Tommy Spiers	49	30	3	368	61.2	3
1953	Bobby Spann	51	18	6	334	35.3	5
1952	Billy Sommers	67	38	4	610	56.7	8
1951	Billy Sommers	43	20	5	261	46.5	7

CAREER YARDAGE LEADERS

	Att	Com	Int	Yds	Pct.	TD
1. Ryan Aplin, 2009-12	1,407	906	37	10,758	.664	67
2. Cleo Lemon, 1997-2000	1,128	551	33	7,706	.488	48
3. Corey Leonard, 2006-09	1,088	571	37	7,319	.525	47
4. James Hamilton, 1968-71	799	338	45	5,383	.423	32
5. Fredi Knighten, 2012-15	485	736	18	5,371	.601	46
6. Roy Johnson, 1988-91	680	305	38	4,597	.449	22
7. Johnny Covington, 1992-95	824	409	30	4,426	.496	24
8. Nick Noce, 2003-05	638	328	33	4,343	.514	25
9. Elliott Jacobs, 2001-03	633	324	27	3,874	.511	22
10. Dwane Brown, 1984-87	516	235	24	3,480	.455	19

SEASON YARDAGE LEADERS

	Att	Com	Int	Yds	Pct.	TD
1. Ryan Aplin, 2011	476	304	16	3,588	.639	19
2. Ryan Aplin, 2012	406	276	4	3,342	.680	24
3. Fredi Knighten, 2014	432	269	7	3,277	.623	24
4. Ryan Aplin, 2010	410	252	11	2,939	.615	21
5. Cleo Lemon, 1998	387	183	10	2,721	.463	14
6. Justice Hansen, 2016	197	340	8	2,719	.579	19
7. Adam Kennedy, 2013	315	218	11	2,363	.692	11
8. Corey Leonard, 2008	306	166	8	2,347	.542	16
9. Corey Leonard, 2007	349	182	15	2,235	.521	16
10. Johnny Covington, 1995	370	194	13	2,127	.524	14

RYAN APLIN

BOWL GAMES
2016
2015
2014
2013
2012
2011
2005
1970
1969
1968
1954
1952 (2)
1951

PASSING RECORDS | 167

ARKANSAS STATE

Sun Belt Conference Champions | 2011 | 2012 | 2013 | 2015 | 2016

INDIVIDUAL

MOST PASSES CAUGHT

Game

- 15, J.D. McKissic at Missouri (2013)
- 13, Josh Jarboe at Oregon (2012)
- 13, Dwayne Frampton at ULM (2011)
- 12, J.D. McKissic vs ULM (2012)
- 12, J.D. McKissic at Troy (2012)
- 12, Dwayne Frampton vs Indiana (2010)
- 11, J.D. McKissic vs Kent State (2012)
- 11, Taylor Stockemer vs Northern Illinois (2011)
- 11, Robert Kilow vs Mississippi (1999)
- 11, J.J. Washington vs Northern Illinois (1996)

Season

- 103, J.D. McKissic (2012)
- 94, Dwayne Frampton (2011)
- 82, J.D. McKissic (2013)
- 72, Robert Kilow (2000)
- 69, Dwayne Frampton (2010)
- 61, Levi Dejohnette (2007)
- 57, Robert Kilow (1999)
- 55, Lennie Johnson (1998)
- 54, Josh Jarboe (2011)
- 53, Tres Houston (2014)

Career

- 289, J.D. McKissic (2012-15)
- 163, Dwayne Frampton (2010-11)
- 158, Robert Kilow (1998-2000)
- 156, Lennie Johnson (1995-98)
- 152, Levi Dejohnette (2004-07)
- 129, Taylor Stockemer (2009-12)
- 128, Brandon Thompkins (2006-09)
- 121, Reginald Murphy (1993-96)
- 104, Josh Jarboe (2011-12)
- 97, Tres Houston (2013-15)

MOST YARDS GAINED

Game

- 284, Lennie Johnson vs SW Missouri St. (1997)
- 254, Robert Kilow vs Mississippi (1999)
- 196, Dikki Dyson vs Louisiana Tech (1977)
- 188, Chet Douthit vs Louisiana Tech (1970)
- 185, Taylor Stockemer vs N. Illinois (2011)
- 184, Chet Douthit vs Lamar (1970)
- 175, Lennie Johnson vs Louisiana Tech (1996)
- 170, Lennie Johnson vs New Mexico St. (1998)
- 168, Gerald Jumper vs Tennessee Tech (1966)
- 164, Fred Barnett vs Louisiana Tech (1989)

Season

- 1,156, Dwayne Frampton (2011)
- 1,022, J.D. McKissic (2012)
- 1,002, Robert Kilow (2000)
- 955, Chet Douthit (1970)
- 901, Lennie Johnson (1998)
- 862, Lennie Johnson (1997)
- 796, Lennie Johnson (1996)
- 783, Robert Kilow (1999)
- 756, Taylor Stockemer (2011)
- 738, Dwayne Frampton (2010)

Career

- 2,826, J.D. McKissic (2012-15)
- 2,730, Lennie Johnson (1995-98)
- 2,446, Robert Kilow (1998-00)
- 2,146, Taylor Stockemer (2009-12)
- 1,894, Dwayne Frampton (2010-11)
- 1,816, Levi Dejohnette (2004-07)
- 1,701, Brandon Thompkins (2006-09)
- 1,571, Fred Barnett (1986-89)
- 1,396, Gerald Jumper (1964-67)
- 1,344, Tres Houston (2013-15)

MOST TOUCHDOWN CATCHES

Game

- 4, Alfred Bentley vs Central Missouri State (1959)

- 3, Tres Houston at Louisiana-Monroe (2015)
- 3, Booker Mays vs Toledo (2014)
- 3, Kendall Sanders vs UCF (2016)

- 2, several times

Season

- 10, Tres Houston (2015)
- 10, Alfred Bentley (1959)
- 10, John Koldus (1951)
- 7, Kendall Sanders (2016)
- 7, Julian Jones (2012)
- 7, Taylor Stockemer (2011)
- 6, Dwayne Frampton (2011)
- 6, Dwayne Frampton (2010)
- 6, Alvin Powell (2001)
- 6, Kendrick Bullard (1990)
- 5, nine times (most recent - J.D. McKissic, 2012)

Career

- 16, Taylor Stockemer (2009-12)
- 15, John Koldus (1950-52)
- 14, Tres Houston (2013-15)
- 14, Alfred Bentley (1959-60)
- 12, Dwayne Frampton (2010-11)
- 12, Lennie Johnson (1995-98)
- 11, J.D. McKissic (2012-15)
- 10, Robert Kilow (1998-00)
- 10, Kendrick Bullard (1990-92)
- 9, Darion Griswold (2012-15)
- 9, Allen Muse (2009-11, 13)
- 9, David Johnson (2005-08)
- 9, James Hickenbotham (1999-2002)

MOST YARDS PER CATCH

Game (Min. 3 catches)

- 43.0 (3-129), Cazzy Francis vs NE La. (1985)
- 41.3 (3-124), J. Waleszonia vs Eastern NM (1969)
- 40.6 (7-284), L. Johnson vs SW Mo. St. (1997)
- 40.3 (3-121), Kendrick Bullard vs Ole Miss (1990)
- 40.0 (3-120), Steve Lockhart vs Drake (1969)
- 37.7 (3-113) Chuck Walker vs. LSU (2004)

Season

- 22.8, Robert Kilow (1998)
- 22.2, Chet Douthit (1970)
- 21.7, Taylor Stockemer (2009)
- 21.4, Lennie Johnson (1995)
- 20.8, Cazzy Francis (1985)
- 20.4, David Johnson (2007)
- 20.1, James Hickenbotham (1999)
- 19.8, Judious Lewis (1983)
- 19.8, Alfred Bentley (1959)

Career

- 22.1, Chet Douthit (1969-70)
- 20.5, Kendrick Bullard (1990-92)
- 20.1, Cazzy Francis (1985-86)
- 18.5, Blake Mack (2014-cur.)
- 18.3, Alfred Bentley (1959-60)
- 17.5, Lennie Johnson (1995-98)
- 17.5, Jerome Miller (1975-79)
- 17.3, Judious Lewis (1983-84)

MOST 100-YARD RECEIVING GAMES

Season

- 5, Dwayne Frampton (2011)
- 5, Robert Kilow (2000)
- 4, J.D. McKissic (2012)
- 4, Lennie Johnson (1996)
- 4, Chet Douthit (1970)
- 3, Lennie Johnson (1997)
- 3, Fred Barnett (1989)
- 2, Kendall Sanders (2016)
- 2, Julian Jones (2013)
- 2, Allen Muse (2010)
- 2, Chuck Walker (2004)
- 2, Mike Cox (2002)
- 2, Kendrick Bullard (1990)

ARKANSAS STATE

GoDaddy Bowl 2012-15 | New Orleans Bowl 2015 | Cure Bowl 2016

BOWL
GAMES
2016
2015
2014
2013
2012
2011
2005
1970
1969
1968
1954
1952 (2)
1951



J.D. McKissic recorded 2,826 receiving yards from 2012-15 for the most in school history.

SINGLE-GAME RECEIVING YARDS RECORDS

- 284, Lennie Johnson vs SW Missouri State, 1999 (7 catches)
- 254, Robert Kilow vs Mississippi, 1999 (11 catches)
- 196, Dikki Dyson vs Louisiana Tech, 1977 (7 catches)
- 188, Chet Douthit vs Louisiana Tech, 1970 (10 catches)
- 184, Chet Douthit vs Lamar, 1970 (6 catches)
- 185, Taylor Stockemer vs Northern Illinois (11 catches)
- 175, Lennie Johnson vs Louisiana Tech, 1996 (10 catches)
- 170, Lennie Johnson vs New Mexico State, 1998 (7 catches)
- 168, Gerald Jumper vs Tennessee Tech, 1966 (9 catches)
- 164, Fred Barnett vs Louisiana Tech, 1989 (7 catches)
- 162, Josh Jarboe vs Memphis, 2011 (7 catches)
- 158, Allen Muse vs Troy, 2013 (6 catches)
- 156, Robert Kilow vs Memphis, 2000 (7 catches)
- 155, Tres Houston at New Mexico State, 2015 (7 catches)
- 153, Dwayne Frampton vs Troy, 2011 (10 catches)
- 153, Fred Barnett vs Mississippi College, 1987 (7 catches)
- 152, Robert Kilow vs Richmond, 2000 (7 catches)
- 152, Chet Douthit vs Southeastern La., 1970 (10 catches)
- 147, Dwayne Frampton at ULM, 2011 (13 catches)
- 145, Kearney Blalack vs Abilene Christian, 1971 (2 catches)
- 145, Lennie Johnson vs Mississippi, 1996 (7 catches)
- 143, J.J. Washington vs Northern Illinois, 1996 (11 catches)
- 142, Blake Mack vs. Central Arkansas, 2016 (8 catches)
- 141, Dijon Paschal at Louisiana-Lafayette, 2014 (8 catches)
- 141, Dwayne Frampton at Middle Tenn., 2011 (10 catches)

CAREER RECEPTION LEADERS

	No.	Yards	Avg.	TD
1. J.D. McKissic, 2012-15	289	2,826	9.7	11
2. Dwayne Frampton, 2010-11	163	1,894	11.6	12
3. Robert Kilow, 1998-00	158	2,446	15.5	10
4. Lennie Johnson, 1995-98	156	2,730	17.5	12
5. Levi Dejohnette, 2004-07	152	1,816	11.9	7
6. Taylor Stockemer, 2009-12	129	2,146	16.6	16
7. Brandon Thompkins, 2006-09	128	1,701	13.3	7
8. Reginald Murphy, 1993-96	121	1,381	11.4	3
9. Josh Jarboe, 2011-12	104	1,300	12.5	6
10. Tres Houston, 2013-15	97	1,344	13.9	14

SEASON RECEPTION LEADERS

	No.	Yards	Avg.	TD
1. J.D. McKissic, 2012	103	1,022	9.9	5
2. Dwayne Frampton, 2011	94	1,156	12.3	6
3. J.D. McKissic, 2013	82	662	8.1	4
4. Robert Kilow, 2000	72	1,002	13.9	3
5. Dwayne Frampton, 2010	69	738	10.7	6
6. Levi Dejohnette, 2007	61	701	11.5	2
7. Robert Kilow, 1999	57	783	13.7	5
8. Lennie Johnson, 1998	55	901	16.4	2
9. Josh Jarboe, 2011	54	730	13.5	2
10. Tres Houston, 2014	53	685	12.9	4

YEAR-BY-YEAR RECEIVING LEADERS

Year	Player	No.	Yds	Avg.	TD
2016	Kendall Sanders	38	553	14.6	7
2015	Tres Houston	36	615	17.1	10
2014	Tres Houston	53	685	12.9	4
2013	J.D. McKissic	82	662	8.1	4
2012	J.D. McKissic	103	1,022	9.9	5
2011	Dwayne Frampton	94	1,156	12.3	6
2010	Dwayne Frampton	69	738	10.7	6
2009	Brandon Thompkins	47	598	12.7	4
2008	Brandon Thompkins	32	511	16.0	2
	Jahbari McLennan	32	451	14.1	1
2007	Levi Dejohnette	61	701	11.5	2
2006	Kevin Jones	25	355	14.2	2
2005	Levi Dejohnette	43	554	12.9	1
2004	Chuck Walker	38	589	15.5	2
2003	Mike Cox	35	477	13.6	1
2002	James Hickenbotham	27	468	17.3	3
2001	Alvin Powell	36	507	14.1	6
2000	Robert Kilow	72	1,002	13.9	3
1999	Robert Kilow	57	783	13.7	5
1998	Lennie Johnson	55	901	16.4	2
1997	Lennie Johnson	46	852	18.7	4
1996	Lennie Johnson	47	796	16.9	5
1995	Corey Walker	42	411	9.8	4
1994	Derrick Austin	27	347	12.9	2
1993	Derrick Austin	22	309	14.1	1
1992	Kendricke Bullard	22	325	14.8	2
	Jerrold Seymore	22	170	7.7	1
	Jack Dollarhide	22	260	11.8	1
1991	Kendricke Bullard	29	507	17.5	2
1990	Chris Collier	24	223	9.3	3
	Blake Denison	24	349	14.5	1
1989	Fred Barnett	38	643	16.9	4
1988	Fred Barnett	12	141	11.8	0
1987	Fred Barnett	32	608	19.0	4
1986	Cazzy Francis	21	400	19.1	3
1985	Cazzy Francis	32	667	20.8	5
1984	Judious Lewis	23	323	14.0	0
1983	Judious Lewis	30	595	19.8	3
1982	Waddell Kelly	12	170	14.2	1
1981	Maurice Carthon	12	99	8.3	0
1980	Lee Charles Wright	9	95	10.6	1
1979	Anthony Williams	22	123	5.6	1
1978	Jerome Miller	24	473	19.7	2
1977	Dikki Dyson	40	710	17.8	1
1976	Orna Middlebrook	13	215	16.5	2
1975	Orna Middlebrook	11	169	15.4	0
1974	Jaime Klipsch	16	217	13.6	1
1973	Jaime Klipsch	12	178	14.8	0
1972	Steve Burks	9	170	18.9	0
1971	Steve Lockhart	27	382	14.1	2
1970	Chet Douthit	43	955	22.2	5
1969	Steve Lockhart	30	482	15.1	1
1968	Joe Waleszonnia	29	507	17.5	2
1967	Gerald Jumper	47	727	15.5	0
1966	Gerald Jumper	32	511	16.0	1
1965	Gerald Jumper	12	139	11.6	0
1964	Bill Pagano	14	210	15.0	3
1963	Bill Pagano	12	198	16.5	3
1962	Hassel McCain	10	133	13.3	1
1961	Gilbert Arnold	11	108	9.8	0
1960	Alfred Bentley	19	305	16.1	3
1959	Alfred Bentley	28	554	19.8	10
1958	Don Riggs	17	242	14.2	3
1957	Howard Cissell	10	138	13.8	2
1956	Bob Gray	13	179	13.8	2
1955	Howard Cissell	10	129	12.9	1
	Jim Turley	10	132	13.2	2
1954	Dan Spensieri	12	225	18.8	1
1953	Ronnie Allen	18	265	14.7	7
1951	John Koldus	20	488	24.4	10

◀ **J.D. MCKISSIC**

RECEIVING RECORDS | 169

RED WOLVES FOOTBALL

AStateRedWolves.com

INDIVIDUAL

MOST POINTS SCORED

Game

- T1. 42, Steve Burks vs Abilene Christian (1973)
- 42, Clifton Keller vs UCA (1917)
- T3. 30, Michael Gordon at Idaho (2014)
- 30, Corey Walker vs La. Tech (1996)
- T5. 24, 9 times (last M. Gordon at ULM, 2013)

Season

- 1. 126, Richie Voit (1951)
- 2. 110, Steve Burks (1973)
- T3. 104, Brian Davis (2012)
- 104, David Oku (2012)
- T6. 102, David Hines (1975)
- 102, Richie Voit (1952)

Career

- 1. 342, Richie Voit (1950-53)
- 2. 326, Brian Davis (2010-13)
- 3. 288, Josh Arauco (2006-09)
- 4. 234, Eric Neihouse (2002-05)
- 5. 216, Michael Gordon (2012-15)
- 6. 210, Reggie Arnold (2006-09)
- 7. 198, Dwane Brown (1984-87)
- 8. 195, Jeff Caldwell (1993-96)
- 9. 192, Ryan Aplin (2009-12)
- 10. 186, Lamont Zachery (1996-99)

MOST TOUCHDOWNS SCORED

Game

- T1. 7, Steve Burks vs Abilene Christian (1973)
- 7, Clifton Keller vs UCA (1917)
- T3. 5, Michael Gordon at Idaho (2014)
- 5, Corey Walker vs La. Tech (1996)

Season

- 1. 21, Richie Voit (1951)
- 2. 18, Steve Burks (1973)
- T3. 17, David Oku (2012)
- 17, David Hines (1975)
- 17, Richie Voit (1952)
- 6. 15, Frank McGuigan (1968)

Career

- 1. 57, Richie Voit (1950-53)
- 2. 36, Michael Gordon (2012-15)
- 3. 35, Reggie Arnold (2006-09)
- 4. 33, Dwane Brown (1984-87)
- 5. 32, Ryan Aplin (2009-12)
- 6. 31, Lamont Zachery (1996-99)
- 7. 30, Steve Burks (1971-74)
- 8. 28, Corey Walker (1993-96)
- T9. 26, **Johnston White (2014-cur.)**
- 26, Calvin Harrell (1969-71)
- 26, Steve Gankiewicz (1964-67)
- 26, Lamont Zachery (1996-99)

MOST POINTS BY KICKING

Game

- 1. 23, Brian Davis vs UCA, 2011 (6 FG, 5 PAT)
- 2. 20, Brian Davis at ULL, 2012 (5 FG, 5 PAT)
- 3. 19, S. Roper vs UNT, 1986 (5 FG, 4 PAT)
- 4. 17, J. Arauco vs TX So., 2008 (2 FG, 11 PAT)
- 5. 16, J.D. Houston at App. St., 2015 (4 FG, 4 PAT)
- T6. 14, S. Roper vs NE La., 1986 (4 FG, 2 PAT)
- 14, S. McDonald vs Central Mich., 1981 (4 FG, 2 PAT)
- T8. 13, B. Ferguson vs Montana St. (3 FG, 4 PAT)
- 13, B. Davis at Missouri, 2013 (4 FG, 1 PAT)
- 13, J. Arauco vs ULM, 2008 (4 FG, 1 PAT)
- 13, S. Roper vs La. Tech., 1987 (3 FG, 4 PAT)

Season

- 1. 104, Brian Davis, 2012 (17 FG, 53 PAT)
- 2. 98, Brian Davis, 2011 (18 FG, 44 PAT)
- 3. 96, Scott Roper, 1986 (21 FG, 33 PAT)
- 4. 91, Brian Davis, 2013 (15 FG, 46 PAT)
- 5. 88, Josh Arauco, 2008 (17 FG, 37 PAT)
- T6. 79, J.D. Houston, 2015 (12 FG, 43 PAT)
- 79, Josh Arauco, 2007 (15 FG, 34 PAT)
- T8. 74, Eric Neihouse, 2005 (13 FG, 35 PAT)
- 74, Scott Roper, 1987 (11 FG, 41 PAT)
- 10. 72, J.D. Houston, 2016 (12 FG, 36 PAT)

Career

- 1. 326, Brian Davis, 2010-13 (56 FG, 158 PAT)
- 2. 288, Josh Arauco, 2006-09 (58 FG, 114 PAT)
- 3. 234, Eric Neihouse, 2002-37 FG, 123 PAT)
- 4. 195, Jeff Caldwell, 1993-96 (40 FG, 75 PAT)
- 5. 178, Doug Dobbs, 1976-79 (35 FG, 73 PAT)
- 6. 170, S. Roper, 1986-87 (32 FG, 74 PAT)
- 7. 165, Joe Duren, 1971-74 (27 FG, 84 PAT)
- 8. 151, J.D. Houston (24 FG, 79 PAT)

- 9. 126, Ryan Jose, 1989-92 (17 FG, 75 PAT)

MOST FIELD GOALS ATTEMPTED

Game

- 1. 6, Brian Davis vs UCA (2011)
- T2. 5, Brian Davis at ULL (2012)
- 5, Andy McPherson vs Minn. (1998)
- 5, Scott Roper vs North Texas (1986)
- 5, Scott Roper vs NE La. (1986)
- 5, Joe Duren vs NE La. (1972)
- T7. 4, 13 times

Season

- 1. 28, Scott Roper (1986)
- T2. 23, Brian Davis (2011)
- 23, Josh Arauco (2007)
- T4. 22, Eric Neihouse (2002)
- 22, Eric Neihouse (2005)
- 22, Doug Dobbs (1978)
- T7. 21, Brian Davis (2012)
- 21, Joe Duren (1971)
- 21, Scott Roper (1987)
- 21, Scott McDonald (1981)

Career

- 1. 76, Josh Arauco (2006-09)
- 2. 70, Brian Davis (2010-13)
- 3. 67, Eric Neihouse (2002-05)
- 4. 65, Joe Duren (1971-74)
- 5. 57, Jeff Caldwell (1993-96)
- 6. 53, Doug Dobbs (1976-79)
- 7. 49, Scott Roper (1986-87)

MOST FIELD GOALS MADE

Game

- 1. 6, Brian Davis vs UCA (2011)
- T2. 5, Brian Davis at ULL (2012)
- 5, Scott Roper vs North TX (1986)
- T4. 4, J.D. Houston at App St. (2015)
- 4, Brian Davis at Missouri (2013)
- 4, Josh Arauco vs Texas A&M (2008)
- 4, Scott Roper vs Northeast La. (1986)
- 4, S. McDonald vs Central Mich. (1981)
- 4, Josh Arauco vs Florida Atlantic (2009)
- T10. 3, 14 times (last L. Ferguson vs. Montana St., 2014)

Season

- 1. 21, Scott Roper, 1986
- 2. 18, Brian Davis, 2011
- T3. 17, Brian Davis, 2012
- 17, Josh Arauco, 2008
- 17, Doug Dobbs, 1978
- T6. 15, Brian Davis, 2013
- 15, Josh Arauco, 2007
- T8. 14, Josh Arauco, 2009
- 14, Jeff Caldwell, 1993
- 10. 13, Eric Neihouse, 2005

Career

- 1. 58, Josh Arauco (2006-09)
- 2. 56, Brian Davis (2010-13)
- 3. 40, Jeff Caldwell (1993-96)
- 4. 37, Eric Neihouse (2002-05)
- 5. 35, Doug Dobbs (1976-79)
- 6. 32, Scott Roper (1986-87)
- 7. 28, Jeff Caldwell (1993-95)
- 8. 27, Joe Duren (1971-74)

MOST CONSECUTIVE FIELD GOALS

- 1. 15, Josh Arauco (2008)
- 2. 13, Brian Davis (2012-13)
- T3. 10, Josh Arauco (2006)
- 10, Jeff Caldwell (1993)
- 10, Scott Roper (1986)
- 6. 9, J.D. Houston (2015)
- 7. 8, Josh Arauco (2007)
- T8. 7, Brian Davis (2012)
- 7, Scott McDonald (1981)
- 7, Doug Dobbs (1978)

MOST EXTRA POINT ATTEMPTS

Game

- T1. 11, Josh Arauco vs TX Southern (2008)
- 11, Scott Roper vs East TX St. (1987)
- T3. 10, Logan Spry vs NMSU (2014)
- 10, Stuart Reid vs UT Martin (1984)
- 10, Bobby Gentry vs Lamar (1970)
- 10, Don LaPlante vs Southern Ill. (1971)
- T7. 9, five times

Season

- 1. 56, Brian Davis (2012)
- 2. 54, Don LaPlante (1951)
- T3. 47, Brian Davis (2013)
- 47, Brian Davis (2011)

- 5. 45, J.D. Houston (2015)
- 6. 43, Scott Roper (1987)
- 7. 42, Luke Ferguson (2014)
- 8. 41, J.D. Houston (2016)
- 6. 39, Bobby Gentry (1970)
- 10. 38, Josh Arauco (2008)

Career

- 1. 167, Brian Davis (2010-13)
- 2. 125, Eric Neihouse (2002-05)
- 3. 123, Don LaPlante (1950-52)
- 4. 122, Josh Arauco (2006-09)
- 5. 90, Joe Duren (1971-74)
- 6. 86, J.D. Houston (2015-16)
- 7. 80, Doug Dobbs (1976-79)
- 8. 79, Ryan Jose (1989-91)
- 9. 78, Jeff Caldwell (1993-96)
- 10. 77, Scott Roper (1986-87)

MOST EXTRA POINTS MADE

Game

- T1. 11, Josh Arauco vs TX Southern (2008)
- 11, Scott Roper vs East Texas St. (1987)
- T3. 9, Eric Neihouse vs Florida Int'l (2005)
- 9, Eric Neihouse vs UT Martin (2003)
- 9, Stuart Reid vs UT Martin (1984)
- 9, Bobby Gentry vs Lamar (1970)
- T7. 8, eight times (last JD Houston at ULM, 2015)

Season

- 1. 53, Brian Davis (2012)
- 2. 46, Brian Davis (2013)
- 3. 44, Brian Davis (2011)
- T4. 43, J.D. Houston (2015)
- 43, Don LaPlante (1951)
- 6. 41, Scott Roper (1987)
- 7. 37, Josh Arauco (2008)
- T8. 36, J.D. Houston (2016)
- 36, Luke Ferguson (2014)
- T10. 35, Eric Neihouse (2005)
- 35, Bobby Gentry (1970)

Career

- 1. 158, Brian Davis (2010-13)
- 2. 123, Eric Neihouse (2002-05)
- 3. 114, Josh Arauco (2006-09)
- 4. 96, Don LaPlante (1950-52)
- 5. 84, Joe Duren (1971-74)
- 6. 79, J.D. Houston (2015-16)
- 7. 75, Jeff Caldwell (1993-96)
- 8. 74, Scott Roper (1986-87)
- 9. 73, Doug Dobbs (1976-79)
- 10. 72, Ryan Jose (1989-91)

MOST CONSECUTIVE EXTRA POINTS MADE

- 1. 78, Eric Neihouse (2003-05)
- 2. 74, Josh Arauco (2006-08)
- 3. 46, Scott Roper (1986-87)
- 4. 43, Brian Davis (2013)
- 5. 33, Joe Duren (1973-74)
- 6. 32, Jeff Caldwell (1996)
- 7. 30, Jeff Caldwell (1993-95)
- 8. 28, Brian Davis (2011-12)
- 9. 27, Nick Gatto (1999)
- 10. 25, Ryan Jose (1990-91)

LONGEST FIELD GOALS

- T1. 63, Scott Roper vs UNT (1987)
- 63, Joe Duren vs McNeese St. (1974)
- T3. 56, Bobby Zalud vs Memphis (2011)
- 56, Joe Duren vs McNeese St. (1974)
- 5. 53, Bobby Zalud vs Troy (2011)
- 6. 52, Jim Tarle vs Northern Ill. (1995)
- T7. 51, S. McDonald vs Central Mich. (1981)
- 51, Joe Duren vs Lamar (1974)
- T9. 50, Brian Davis at ULA (2013)
- 50, Eric Neihouse vs ULM (2005)
- 50, Scott Roper vs UNT (1986)

MOST FG 50+ YARDS

Game

- 1. 2, Joe Duren vs McNeese, 1974 (63 & 56)

Season

- 1. 3, Joe Duren, 1974 (63, 56, 51)

Career

- 1. 3, Joe Duren, 1971-74 (63, 56, 51)
- T2. 2, Bobby Zalud, 2010-11 (56, 53)
- 2, Scott Roper, 1986-87 (63, 50)
- T4. 1, Brian Davis, 2010-13 (50)
- 1, Eric Neihouse, 2002-05 (50)
- 1, Scott McDonald, 1981-83 (51)
- 1, Jim Tarle, 1994-95 (52)

ARKANSAS STATE

GoDaddy Bowl 2012-15 | New Orleans Bowl 2015 | Cure Bowl 2016

TEAM

MOST POINTS

Game

- 101 vs Central Ark., 1917
- 83 vs Texas Southern, 2008
- 77 vs East Texas St., 1987
- 72 vs UT Martin, 1984
- 70 vs Missouri St., 2015
- 69 vs Lamar, 1970
- 69 vs Ark. College, 1913

Season

- 520 in 2015
- 477 in 2014
- 456 in 1951
- 454 in 2012
- 452 in 1986
- 422 in 2011
- 395 in 1987
- 379 in 2013
- 360 in 2010
- 360 in 1970

MOST TOUCHDOWNS

Game

- 11 vs Texas Southern, 2008
- 11 vs East Texas State, 1987
- 10 vs Missouri State, 2015
- 10 vs New Mexico St., 2014
- 10 vs Tennessee-Martin, 1984
- 10 vs Lamar, 1970
- 9 vs UAPB, 2013
- 9 vs Miss. Valley St., 2009
- 9 vs Fla. International, 2005
- 8 vs Texas State, 2015
- 8 at Louisiana-Monroe, 2015
- 8 vs Alcorn State, 2012
- 8 vs Lamar, 1986

Season

- 69 in 2015
- 65 in 2014
- 58 in 2012
- 57 in 1951
- 50 in 1975
- 49 in 1952
- 47 in 2010
- 46 in 2016
- 46 in 2011
- 40.45 in 2013

MOST EXTRA POINT KICK ATTEMPTS

Game

- 11 vs Texas Southern, 2008
- 11 vs East Texas State, 1987
- 10 vs Missouri State, 2015
- 10 vs New Mexico St., 2014
- 10 vs Lamar, 1970
- 10 vs Tennessee-Martin, 1984
- 10 vs Southern Illinois, 1951
- 9, 5 times (last vs UAPB, 2013)

Season

- 66 in 2015

- 60 in 2014
- 57 in 1951
- 56 in 2012
- 49 in 1952
- 47 in 2011
- 46 in 2010
- 45 in 2016
- 42 in 1975

MOST EXTRA POINT KICKS MADE

Game

- 11 vs Texas Southern, 2008
- 11 vs East Texas State, 1987
- 10 vs Missouri State, 2015
- 9 vs Florida International, 2005
- 9 vs Tennessee-Martin, 1984
- 9 vs Lamar, 1970
- 8, eight times (last at ULM, 2015)

Season

- 63 in 2015
- 53 in 2012
- 52 in 2014
- 46 in 2013
- 44 in 2011
- 44 in 1951
- 42 in 2010
- 41 in 1987
- 40 in 2016
- 38 in 1952

MOST FIELD GOAL ATTEMPTS

Game

- 6 vs UCA
- 5 at Louisiana-Lafayette, 2012
- 5 vs WKU, 2011
- 5 vs Minnesota, 1998
- 5 vs Southern Illinois, 1994
- 5 vs North Texas, 1986
- 5 vs Northeast Louisiana, 1986
- 5 vs Northeast Louisiana, 1972

T9, 4, 10 times

Season

- 34 in 2011
- 28 in 1986
- 24 in 2007
- 22 in 2005
- 22 in 1981
- 22 in 1978
- 21 in 2012
- 21 in 2010
- 21 in 1987
- 21 in 1971

MOST FIELD GOALS MADE

Game

- 6 vs UCA, 2011
- 2.5 at UL Lafayette, 2012
- 5 vs North Texas, 1986
- 4 at App State, 2015
- 4 vs Missouri, 2013
- 4 vs Florida Atlantic, 2009
- 4 vs Texas A&M, 2008

- 4 vs Northeast Louisiana, 1986
- 4 vs Central Michigan, 1981

Season

- 24 in 2011
- 21 in 1986
- 17 in 2012
- 17 in 2008
- 17 in 1978
- 15 in 2013
- 15 in 2009
- 15 in 2007
- 14 in 1993
- 10, 13, three times (last in 2016)

YEAR-BY-YEAR SCORING LEADERS

Year	Player	TD	PAT	FG	Pts
2016	J.D. Houston	0	36	12	72
2015	Johnston White	14	0	0	84
2014	Michael Gordon	14	0	0	84
2013	Brian Davis	0	46	15	91
2012	Brian Davis	0	53	17	104
	David Oku	17	2 (r)	0	104
2011	Brian Davis	0	44	18	98
2010	Ryan Aplin	11	0	0	66
2009	Reggie Arnold	12	0	0	72
2008	Josh Arauco	0	37	17	88
2007	Josh Arauco	0	34	15	79
2006	Josh Arauco	0	16	12	52
2005	Eric Nelhouse	0	35	12	74
2004	Eric Nelhouse	0	26	11	59
2003	Shermar Bracey	8	0	0	48
2002	Danny Smith	14	0	0	84
2001	Alvin Powell	6	1	0	36
2000	Nick Gatto	0	24	9	51
1999	Nick Gatto	0	30	8	54
1998	Lamont Zachery	11	0	0	66
1997	Lamont Zachery	8	0	0	48
1996	Corey Walker	12	0	0	72
1995	Corey Walker	14	0	0	86
1994	Jeff Caldwell	0	9	3	36
1993	Jeff Caldwell	0	8	14	50
1992	Jerrold Seymore	5	0	0	30
1991	Roy Johnson	12	0	0	72
1990	Ryan Jose	0	20	6	38
1989	Ryan Jose	0	31	6	49
1988	Earl Easley	11	0	0	66
1987	Scott Roper	0	41	11	74
1986	Scott Roper	0	33	21	96
1985	Dwane Brown	10	0	0	60
1984	Rickey Jemison	11	0	0	66
1983	Tim Langford	9	0	0	54
1982	Waddell Kelly	9	0	0	54
1981	Scott McDonald	0	17	12	53
1980	Jerry Mack	4	0	0	24
1979	Doug Dobbs	0	18	9	45
1978	Doug Dobbs	0	10	17	61
1977	Kenon Taylor	7	0	0	42
1976	Leroy Harris	13	2	0	80
1975	David Hines	17	0	0	102
1974	Stan Winfrey	11	0	0	66
1973	Steve Burks	18	2	0	110
1972	Greg Hill	7	0	0	42
1971	Joe Duren	0	17	7	38
1970	Calvin Harrell	13	0	0	78
1969	Calvin Harrell	9	0	0	54
	James Hamilton	9	0	0	54
1968	Frank McGuigan	15	2	0	92
1967	Steve Gankiewicz	9	0	0	54
1966	Steve Gankiewicz	13	0	0	78
1965	Eddie Rickus	5	0	0	30
	Terry Gwin	5	0	0	30
1964	Dan Summers	0	19	5	34
1963	Harold Wallin	4	0	0	24
1962	Dick Martillo	7	0	0	42
1961	Sammy Weir	3	4	0	22
1960	Bobby Hogue	3	4	0	22
1959	Alfred Bentley	10	2	0	62
1958	Bill Caldwell	5	5	0	35
1957	Don Riggs	4	4	0	28
1956	Eddie Romeo	7	0	0	42
1955	Don Riggs	6	0	0	36
	Howard Cissell	6	0	0	36
1954	Bill Templeton	4	6	0	30
1953	Richie Voit	12	0	0	72
1952	Richie Voit	17	0	0	102
1951	Richie Voit	17	0	0	102
1950	Richie Voit	7	0	0	42

CAREER SCORING LEADERS

	TD	XP1	XP2	FG	Pts
1. Richie Voit, 1950-53	57	0	0	0	342
2. Brian Davis, 2010-13	0	158	0	56	326
3. Josh Arauco, 2006-09	0	114	0	58	288
4. Eric Nelhouse, 2002-05	0	123	0	37	234
5. Michael Gordon, 2012-15	36	0	0	0	216
6. Reggie Arnold, 2006-09	35	0	0	0	210
7. Dwane Brown, 1984-87	33	0	0	0	198
8. Jeff Caldwell, 1993-96	0	75	0	40	195
9. Ryan Aplin, 2009-12	32	0	0	0	192
10. Lamont Zachery, 1996-99	31	0	0	0	186

SEASON SCORING LEADERS

	TD	XP1	XP2	FG	Pts
1. Richie Voit, 1951	21	0	0	0	126
2. Steve Burks, 1973	18	0	1	0	110
3. Brian Davis, 2012	0	53	0	17	104
David Oku, 2012	17	0	2	0	104
5. Richie Voit, 1952	17	0	0	0	102
David Hines, 1975	17	0	0	0	102
7. Brian Davis, 2011	0	44	0	18	98
8. Scott Roper, 1986	0	33	0	21	96
9. Frank McGuigan, 1968	15	0	1	0	92
10. Brian Davis, 2013	0	46	0	15	91

← BRIAN DAVIS

RED WOLVES FOOTBALL

A State RedWolves.com

BOWL GAMES
2016
2015
2014
2013
2012
2011
2005
1970
1969
1968
1954
1952 (2)
1951

SCORING RECORDS | 171

INDIVIDUAL

MOST PUNTS

Game

- 20, Willard Tilley vs Memphis St. (1939)
- 14, Kevin McClelland vs UT Arlington (1968)
- 13, Bruce Gartman vs Southern Miss (1980)
- 12, Damon Foncham vs UCF (2016)**
- 12, Scot Simons vs UAB (1997)

T6. 11, 10 times

Season

- 85, Bruce Gartman (1980)
- 82, Kyle Richardson (1993)
- 81, Kevin McClelland (1968)
- 78, Jarod Little (2003)
- 77, Damon Foncham (2016)**
- 74, Ryan Smith (1998)
- 72, Luke Ferguson (2015)
- 70, Bruce Gartman (1982)
- 69, Kyle Richardson (1994)
- 68, Mike Alexander (2001)

Career

- 274, Kyle Richardson (1992-95)
- 251, Kevin McClelland (1966-69)
- 239, Joe Slayton (1976-79)
- 210, Bruce Gartman (1980-82)
- 175, Stacy Gore (1983-85)

MOST YARDS

Game

- 736, Willard Tilley vs Memphis St. (1939)
- 601, Bruce Gartman vs So. Miss (1980)
- 498, Kevin McClelland vs UT Arlington (1968)
- 486, Kyle Richardson vs La. Tech (1993)
- 475, Ryan Smith vs LSU (1998)
- 469, Luke Ferguson at ULM (2015)
- 464, Damon Foncham vs UCF (2016)**
- 462, Kyle Richardson vs NE La. (1993)
- 457, Scot Simons vs UAB (1997)
- 453, Kyle Richardson vs La. Tech (1995)

Season

- 3,530, Bruce Gartman (1980)
- 3,285, Kyle Richardson (1993)
- 3,097, Ryan Smith (1998)
- 3,085, Jarod Little (2003)
- 3,075, Luke Ferguson (2015)
- 3,026, Damon Foncham (2016)**
- 2,907, Kyle Richardson (1994)
- 2,875, Kevin McClelland (1968)
- 2,869, Bruce Gartman (1982)
- 2,770, Joe Slayton (1978)

Career

- 10,917, Kyle Richardson (1992-95)
- 9,269, Joe Slayton (1976-79)
- 9,054, Kevin McClelland (1966-69)
- 8,655, Bruce Gartman (1980-82)
- 6,894, Stacy Gore (1983-85)

HIGHEST AVERAGE

Game (Min. 3 punts)

- 58.0 (3 punts), Stephen Hogan vs App. St. (2014)
- 57.5 (4 punts), Bruce Gartman vs UTA (1981)
- 54.0 (3 punts), Joe Slayton vs SW La. (1979)
- 52.5 (3 punts), Dick Martillo vs Miss. Coll. (1962)
- 50.7 (3 punts), Dean Gerিকে vs WKU (2010)
- 50.7 (3 punts), Dan Mullen vs So. Ill. (1975)
- 49.6 (7 punts), S. Sampson vs Memphis St. (1987)

Season (Min. 20 punts)

- 44.4 (42 punts), Ryan Smith (1999)
- 43.8 (23 punts), Luke Ferguson (2013)
- 42.8 (44 punts), Dan Mullen (1975)
- 42.7 (72 punts), Luke Ferguson (2015)
- 42.3 (53 punts), Ryan Wilbour (2009)
- 42.1 (69 punts), Kyle Richardson (1994)
- 41.9 (74 punts), Ryan Smith (1998)
- 41.7 (47 punts), Brett Shrable (2007)



Joe Slayton piled up 9,269 punting yards from 1976-79.

- 41.5 (61 punts), Jarod Little (2004)
- 41.5 (85 punts), Bruce Gartman (1980)

Career (Min. 40 punts)

- 42.8 (116 punts), Ryan Smith (1998-99)
- 42.4 (151 punts), Luke Ferguson (2012-15)
- 41.5 (55 punts), Dan Mullen (1972-75)
- 41.2 (210 punts), Bruce Gartman (1980-82)
- 40.3 (97 punts), Ryan Wilbour (2009, 11-12)
- 40.0 (162 punts), Jarod Little (2003-05)
- 39.8 (274 punts), Kyle Richardson (1992-95)
- 39.5 (93 punts), Neely Sullivent (2009-12)
- 39.5 (110 punts), Steve Sampson (1986-87)
- 39.4 (175 punts), Stacy Gore (1983-85)

LONGEST PUNTS

- 82, John Ed James vs So. Ill. (1936)
- 80, Joe Slayton vs Lamar (1979)
- 79, Bobby Reid vs Troy State (1951)
- 79, Joe Slayton vs Wyoming (1979)
- 75, Kyle Richardson vs USL (1994)
- 75, Kyle Richardson vs UNLV (1995)

TEAM

MOST PUNTS

Game

- 20 vs Memphis State, 1939
- 14 vs Texas-Arlington, 1968
- 13 vs Southern Mississippi, 1980
- 12 vs UCF, 2016
- 12 vs Florida, 1993
- 12 vs LSU, 1998
- 12 vs Idaho, 1998

T8. 11 vs nine different teams

Season

- 88 in 1993
- 87 in 1998
- 87 in 1980
- 83 in 1968
- 81 in 2016
- 79 in 2003
- 78 in 1978
- 73 in 1994
- 72 in 2015

- 10.71 in 1982

MOST YARDS PUNTING

Game

- 736 vs Memphis State, 1939
- 601 vs Southern Miss, 1980
- 511 vs LSU, 1998
- 498 vs Texas-Arlington, 1968
- 473 vs Idaho, 1998
- 469 at UL Monroe, 2015
- 468 vs Virginia Tech, 1994
- 464 vs UCF, 2016
- 416 vs Louisiana Tech, 1980

Season

- 3,576 in 1998
- 3,559 in 1980
- 3,439 in 1993
- 3,373 in 2014
- 3,165 in 2016
- 3,085 in 2003
- 3,075 in 2015
- 3,033 in 1978
- 2,989 in 1994
- 10,2875 in 1968

HIGHEST AVERAGE

Game (Min. 3 punts)

- 57.5 vs UTA, 1981 (4 punts)
- 54.0 vs SW La., 1979 (3 punts)
- 53.0 at Idaho, 2014 (4 punts)
- 50.7 vs So. Ill., 1975 (3 punts)
- 49.6 vs Memphis St., 1987 (7 punts)
- 49.2 at Texas St., 2014 (6 punts)
- 49.2 vs SW La., 1973 (5 punts)

Season

- 42.7 in 2015 (72 punts)
- 42.3 in 2009 (53 punts)
- 41.6 in 2014 (81 punts)
- 41.5 in 1975 (46 punts)
- 41.4 in 2004 (63 punts)
- 41.3 in 1995 (58 punts)
- 41.1 in 2010 (54 punts)
- 41.1 in 1998 (87 punts)
- 40.9 in 1994 (73 punts)
- 40.9 in 1980 (87 punts)

INDIVIDUAL

MOST PUNT RETURNS

Game

1. 8, Steve Hanschen vs NW La. (1978)
- T2. 7, James Johnson Troy (2005)
 - 7, Terry Whiting vs Trinity (1970)
 - 7, Terry Whiting vs SE La. (1968)
- T5. 6, Billy Bowers vs Memphis State (1983)
 - 6, Steve Hanschen vs McNeese (1978)

Season

1. 51, Steve Hanschen (1978)
2. 36, James Johnson (2005)
3. 30, Chris Collier (1989)
- T4.29, Blaise Taylor (2016)**
- 29, Blaise Taylor (2014)**
- T6. 27, Billy Bowers (1984)
 - 27, Billy Bowers (1983)
8. 26, Jerry McKenna (1977)

Career

- 1. 82, Blaise Taylor (2014-cur.)**
2. 66, Terry Whiting (1968-71)
3. 63, Steve Hanschen (1976-79)
4. 58, Chris Collier (1988-90)
- T5. 56, Kevin Jones (2005-08)
 - 56, Billy Bowers (1981-84)
7. 43, James Johnson (2004-05)
- T8. 42, Keith Weaver (1981-84)
 - 42, Dick Ritchey (1964-67)
 - 42, Reginald Murphy (1993-96)

MOST YARDS RETURNED

Game

1. 147, Terry Whiting vs NE La. (1971)
2. 130, James Johnson vs UT Martin (2005)
- 3. 111, Blaise Taylor at NMSU (2015)**
4. 109, Kevin Jones vs. Memphis (2007)
5. 104, Blaise Taylor vs Appalachian St. (2014)
- 6. 98, Blaise Taylor at Ga. State (2016)**
7. 94, Steve Hanschen vs SW La. (1978)
- T8. 92, Don Riggs vs Murray State (1955)
 - 92, Howard Cissell vs Lewis Coll. (1955)
10. 85, Kevin Jones vs TX Southern (2008)

Season

1. 385, James Johnson (2005)
- 2. 322, Blaise Taylor (2015)**
3. 311, Terry Whiting (1971)
4. 295, Steve Hanschen (1978)
5. 247, James Hickenbotham (2002)
- 6. 234, Blaise Taylor (2014)**
- 7. 225, Blaise Taylor (2016)**
8. 223, Mike Cox (2003)
9. 213, Kevin Jones (2008)
- T10. 212, Daylan Walker (2009)
 - 212, Dick Ritchey (1965)

Career

- 1. 781, Blaise Taylor (2014-cur.)**
- 748, Terry Whiting (1968-71)
- 478, James Johnson (2004-05)
- 470, Kevin Jones (2005-08)
- 444, Dick Ritchey (1964-67)
- 349, Reginald Murphy (1993-96)
- 345, Chris Collier (1988-90)
- 328, Steve Hanschen (1976-79)

HIGHEST AVERAGE

Game (Min. 3 returns)

- 1. 34.7, Blaise Taylor vs App. St., 2014 (3 rets.)**
- 2. 32.7, Blaise Taylor at Ga. State, 2016 (3 rets.)**
- 29.4, Terry Whiting vs NE La., 1971 (5 rets.)
- 28.3, Kevin Jones vs TX Southern, 2008 (3 rets.)
- 5. 27.8, Blaise Taylor at NMSU, 2015 (4 rets.)**
- 26.0, James Johnson vs UT Martin, 2005 (5 rets.)
- 24.7, Mike Cox vs. UT Martin, 2003 (3 rets.)
- 24.3, K. Weaver vs UT Chattanooga, 1982 (3 rets.)
- 22.3, Brandon Thompkins vs. FIU, 2007 (3 rets.)
- 20.3, Daylan Walker vs. MVSU, 2009 (3 rets.)



Blaise Taylor has accumulated a school-record 781 punt return yards in just three seasons with the Red Wolves.

Season (Min. 10 returns)

1. 19.4, Terry Whiting, 1971 (16 rets.)
2. 14.8, Terry Whiting, 1969 (11 rets.)
3. 14.1, Dick Ritchey, 1965 (15 rets.)
- 4. 13.4, Blaise Taylor, 2015 (24 rets.)**
5. 12.3, David Hines, 1972 (16 rets.)

6. 108 vs Texas Southern, 2008
7. 103 vs MVSU, 2009
8. 104 vs Appalachian St., 2014
9. 98 at Georgia State, 2016
10. 94 vs SW La., 1978

Season

1. 437 in 1975
2. 427 in 1971
3. 413 in 2015
4. 391 in 2005
5. 307 in 1973
6. 305 in 1978
7. 299 in 1965

HIGHEST AVERAGE

Game

1. 34.7 vs App. St., 2014 (3 ret.)
2. 27.8 at NMSU, 2015 (4 ret.)
3. 27.5 vs NE La., 1973 (6 ret.)
4. 27.0 vs TX Southern, 2008 (4 ret.)
5. 24.7 vs UT Martin, 2003 (3 ret.)
6. 24.5 at Ga. State, 2016 (4 ret.)
7. 24.3 vs UT Chattanooga, 1982 (3 ret.)
8. 22.0 vs Indiana St., 1973 (5 ret.)
9. 21.2 vs UT Martin, 2005 (6 ret.)
10. 19.3 vs. Florida Int'l (4 ret.)

Season

1. 18.9 in 1961
2. 15.2 in 1971
3. 13.8 in 1962
4. 13.0 in 2007
5. 12.9 in 1958
6. 12.5 in 1969

TEAM

MOST PUNT RETURNS

Game

1. 8 vs Tennessee-Chattanooga, 1975
- T2. 7 vs Troy, 2005
 - 7 vs Louisiana Tech, 1983
 - 7 vs Tulsa, 1978
 - 7 vs Lamar, 1974
 - 7 vs Trinity, 1970
 - 7 vs Southeastern Louisiana, 1968

Season

1. 53 in 1978
2. 50 in 1975
3. 39 in 2005
4. 37 in 2016
5. 36 in 2015
- T6. 35 in 2014
 - 35 in 1983
8. 34 in 1970
9. 32 in 1977

MOST YARDS RETURNED

Game

1. 165 vs Northeast Louisiana, 1971
2. 127 vs Tennessee-Martin, 2005
3. 111 at New Mexico State, 2015
4. 110 vs Indiana State, 1973
5. 109 vs Memphis, 2007

INDIVIDUAL

MOST TACKLES

Game

- 33, Bill Bergey vs Eastern Mich., 1968
- 25, Tyrell Johnson vs North TX, 2003
- 23, Jordan Boyd vs UT Chattanooga, 1982
- 22, Derrick Toney vs Colo. St., 1991
- 22, Foot Daley vs Delta State, 1988
- 21, Andy Henault vs New Mexico St., 1998
- 21, Cedric Buckley vs Akron, 1991
- 20, Michael Beason vs SW La., 1991
- 20, Dan Miller vs Memphis St., 1986
- 20, Ron Smith vs Lamar, 1979
- 20, J. Muckensturm vs UT Chattanooga, 1972

Season

- 196, Bill Bergey, 1968
- 155, Jerry Muckensturm, 1972
- 151, Ron Smith, 1979
- 136, Bill Bergey, 1967
- 134, Qushaun Lee, 2013
- 131, Wesley Williams, 1978
- 131, Jerry Muckensturm, 1975
- 131, Mike Malham, 1974

Career

- 493, Jerry Muckensturm, 1972-75
- 436, Bill Bergey, 1965-68
- 422, Ron Smith, 1976-79
- 393, Qushaun Lee, 2011-14
- 370, Mike Malham, 1972-75
- 366, Mike Morris, 1979-82

BEST TACKLE AVERAGE PER GAME

Season

- 19.6, Bill Bergey, 1968 (10 games)
- 15.1, Bill Bergey, 1967 (9 games)
- 14.1, Jerry Muckensturm, 1972 (11 games)
- 13.7, Ron Smith, 1979 (11 games)
- 13.1, Mike Malham, 1974 (10 games)

Career

- 11.8, Bill Bergey, 1965-68 (37 games)
- 11.7, Jerry Muckensturm, 1972-75 (42 games)
- 11.0, Ralph Kelly, 1976-77 (22 games)
- 9.6, Ron Smith, 1976-79 (44 games)
- 9.0, Foot Daley, 1987-88 (22 games)
- 9.0, Jordan Boyd, 1981-82 (22 games)

MOST QUARTERBACK SACKS

Game

- 5, Ja'Von Rolland-Jones, 2014
- 4, Brandon Joiner vs ULL, 2011
- 4, Corey Williams vs Tulsa, 2002
- 4, Marvin Neloms vs UT Chattanooga, 1984
- 4, Alex Carrington vs WKU, 2009

- 3, eleven times (last: Ja'Von Rolland-Jones vs NMSU, 2016; Chris Odom vs South Ala., 2016; Chris Odom at Texas State, 2016)

Season

- 14, Lynn Rowland, 1989
- 13.5, Ja'Von Rolland-Jones, 2016
- 13, Brandon Joiner, 2011
- 12.5, Chris Odom, 2016
- 11, Marvin Neloms, 1985
- 11, Carter Ray Crawford, 1984
- 10.5, Alex Carrington, 2008
- 10, Clarence Williams, 1998
- 10, Robert Speer, 1976

- 9, Ja'Von Rolland-Jones, 2015

- 9, Corey Williams, 2002
- 9, Alex Carrington, 2009

Career

- 17, Ja'Von Rolland-Jones, 2014-cur.
- 28, Marvin Neloms, 1983-86
- 21.5, Alex Carrington, 2006-09
- 21, Clarence Williams, 1995-98
- 21, Charlie Fredrick, 1984-87
- 19, Robert Speer, 1973-76

- 17, Brandon Joiner, 2010-11
- 17, Bryan Hall, 2006-09
- 17, Glen Koenig, 1976-79
- 16.5, Chris Odom, 2013-16

MOST INTERCEPTIONS

Game

- 3, Chappell Mitchell vs SW La., 1998
- 3, Tyrone Jones vs Akron, 1988
- 3, Greg Lee vs Texas-Arlington, 1985
- 3, Dennis Meyer vs Drake, 1969
- 3, David Walls vs UT Arlington, 1969
- 3, Dick Ritchey vs Abilene Christian, 1965

Season

- 11, Dennis Meyer, 1970
- 9, Johnathan Burke, 2003
- 8, Dick Ritchey, 1965
- 7, Jerome Sims, 1983
- 7, Dennis Meyer, 1969
- 6, Rocky Hayes, 2015
- 6, Tyrell Johnson, 2007
- 6, Chappell Mitchell, 1998
- 6, Al Johnson, 1989
- 6, Greg Lee, 1985
- 6, Orley Massena, 1969

Career

- 27, Dennis Meyer, 1968-71
- 19, Dick Ritchey, 1964-67
- 16, Terry Whiting, 1968-71
- 15, Johnathan Burke, 2002-03
- 14, Al Johnson, 1988-90
- 14, Orley Massena, 1966-69

MOST YARDS ON INTERCEPTION RETURNS

Game

- 99, Money Hunter vs Texas State, 2015
- 96, Gordon Freeman vs St. Mary (Kan.), 1963
- 95, Darrell Baker vs UNLV, 1995
- 95, Chappell Mitchell vs SW La., 1996
- 94, Money Hunter vs Toledo, 2014
- 92, Tyrell Johnson vs Fla. Int'l, 2005
- 87, Al Johnson vs SW La., 1989
- 87, Terry Whiting vs Abilene Christian, 1971
- 75, Demario Davis vs Iowa, 2009
- 75, Al Johnson vs Memphis St., 1990

Season

- 153, Al Johnson, 1990
- 146, Terry Whiting, 1968
- 142, Tyrell Johnson, 2007
- 129, Koby McKinnon, 2005
- 128, Money Hunter, 2015
- 122, Tyrone Jones, 1988
- 120, Johnathan Burke, 2003
- 119, Nathan Herrold, 2012
- 119, Dick Ritchey, 1965
- 116, Khayyam Burns, 2006
- 116, Derrick Toney, 1990

Career

- 374, Terry Whiting, 1968-71
- 309, Tyrell Johnson, 2004-07
- 268, Money Hunter, 2013-16
- 264, Al Johnson, 1988-90
- 236, Koby McKinnon, 2004-07
- 233, Dennis Meyer, 1968-71
- 226, Dick Ritchey, 1964-67

LONGEST INTERCEPTION RETURNS

- 99, Money Hunter vs Texas State, 2015
- 96, Gordon Freeman vs St. Mary (Kan.), 1963
- 95, Darrell Baker vs UNLV, 1995
- 95, Chappell Mitchell vs SW La., 1996
- 94, Money Hunter vs Toledo, 2014
- 92, Tyrell Johnson vs Fla. Int'l, 2005
- 87, Terry Whiting vs Abilene Christian, 1973
- 85, Koby McKinnon vs Fla. Int'l, 2005
- 75, Demario Davis vs Iowa, 2009
- 75, Al Johnson vs Memphis St., 1990

MOST OPPONENT FUMBLES RECOVERED

Game

- 3, Jerry Arant vs Southern Ark., 1958

Season

- 6, Carter Ray Crawford, 1984
- 5, Kirk Russell, 1987
- 4, 11 times

Career

- 8, Bill Muzik, 1973-76
- 7, Bill Bergey, 1965-68
- 7, Les Echols, 2000-03
- 6, five times (most recent: Sterling Young, 2011-14)

LONGEST FUMBLE RETURN

Game

- 93, Rocky Hayes at Idaho (for TD), 2014
- 76, Clark Watkins vs NIU (for TD), 1998
- 71, Marcus Brown vs ULM (for TD), 2008
- 60, Chris Humes vs USA (for TD), 2016
- 60, Darryl Feaster vs Troy (for TD), 2011
- 55, Tyrell Johnson vs Idaho (for TD), 2004

MOST BLOCKED KICKS

Game

- 3, Tim Starson vs ULM, 2010
- 3, Stacy Price vs UT Arlington, 1980
- 3, Clevon Johnson vs UTM, 1988
- 2, Jimmy Lisko vs Idaho, 1975
- 2, Jimmy Lisko vs Cincinnati, 1975
- 2, Rudy Wagner vs Miss. St., 1951

Season

- 8, Jimmy Lisko, 1975
- 4, Tim Starson, 2010
- 3, Chris Odom, 2015
- 3, Stacy Price, 1981
- 3, Clevon Johnson, 1980
- 3, Chet Day, 1977
- 3, Ron Meeks, 1976

Career

- 8, Jimmy Lisko, 1972-75
- 5, Chris Odom, 2013-cur.
- 4, Tim Starson, 2009-12
- 4, Greg Lee, 1984-87
- 4, Clevon Johnson, 1979-80
- 4, Ron Meeks, 1975-76
- 3, Stacy Price, 1981-85
- 3, Chet Day, 1977-78

TEAM

MOST INTERCEPTIONS

Game

- 6 vs Texas-Arlington, 1969
- 5 vs nine teams

Season

- 32 in 1969
- 32 in 1961
- 26 in 2015
- 25 in 1970
- 24 in 1952
- 23 in 1985

MOST YARDS ON INTERCEPTION RETURNS

Game

- 238 vs Florida Int'l, 2005
- 131 vs Abilene Christian, 1971
- 108 vs Memphis State, 1998
- 104 vs Louisiana Tech, 1988
- 99 vs Texas State, 2015
- 99 vs East Texas St., 1987

Season

- 503 in 2015
- 386 in 1968
- 339 in 1990
- 320 in 1996
- 307 in 2005
- 293 in 2006
- 289 in 1975



Jerry Muckensturm is A-State's all-time tackles leader with 493 recorded between 1972-75.

8. 278 in 1970
9. 266 in 2014
10. 263 in 1976

MOST QUARTERBACK SACKS
Game

1. 10 vs Southern Illinois, 1989
2. 9 vs UT Chattanooga, 1975
- T3. 8 at Texas State, 2016
- 8 vs Western Kentucky, 2009
- 8 vs UT Chattanooga, 1984
6. 7 vs Western Kentucky, 2010

Season

1. 54 in 1984
2. 45 in 1978
3. 44 in 1985
- T4. 43 in 2016
- 43 in 1975
- T6. 39 in 2002
- 39 in 1977

MOST FUMBLE RECOVERIES
Game

1. 6 vs Mississippi State, 1956
- T2. 5 vs Southern Utah, 1997
- 5 vs Texas-Arlington, 1978
- 5 vs Illinois State, 1974
- 5 vs Texas-Arlington, 1974
- 5 vs Southwestern La., 1974

Season

1. 24 in 1987
2. 22 in 1982
- T3. 21 in 1990
- 21 in 1984
- 21 in 1977
- 21 in 1975
- 21 in 1974

MOST FUMBLES BY OPPONENTS
Game:

- 12 by SW La., 1974
Season: 45 in 1984, 1981, 1977

MOST BLOCKED KICKS
Game

- T1. 3 vs Louisiana-Monroe, 2010
- 3 vs Texas-Arlington, 1981
- 3 vs Tennessee-Martin, 1980
- T4. 2, seven times (last at Georgia State, 2016)

Season

1. 11 in 1975
2. 6 in 1980, 1977
- T3. 5 in 2016
- 5 in 2010
- 5 in 1998
- T6. 4 in 2015
- 4 in 1985, 1976

FEWEST TOTAL PLAYS ALLOWED
Game:

- 42 vs Delta State, 1951

Season

1. 513 in 1960
2. 519 in 1958
3. 556 in 1965
4. 558 in 1966

FEWEST TOTAL YARDS ALLOWED

Game: 16 vs Troy State, 1951

Season

1. 1,275 in 1951
2. 1,756 in 1964
3. 1,984 in 1962
4. 1,992 in 1960
5. 2,025 in 1965

FEWEST RUSHING ATTEMPTS ALLOWED

Game: 16 vs Murray State, 1954

Season

1. 310 in 1950
2. 332 in 1966
3. 384 in 1967
4. 393 in 2006
5. 394 in 1965

FEWEST YARDS ALLOWED RUSHING

Game: -24 vs Lamar, 1987

Season

1. 791 in 1951
2. 863 in 1984
3. 959 in 1969
4. 1,058 in 1968
5. 1,059 in 1985

FEWEST PASS COMP. ALLOWED

Game: 0 vs Mississippi St., 1956

Season

1. 39 in 1953
2. 46 in 1959
3. 51 in 1958
4. 53 in 1965
5. 54 in 1964

FEWEST PASSING YARDS ALLOWED

Game: 0 vs Mississippi St., 1956

Season

1. 414 in 1953
2. 581 in 1964
3. 594 in 1965
4. 620 in 1962
5. 651 in 1959

FEWEST TD PASSES ALLOWED

Season

- T1. 2 in 1953
- 2 in 1964
- 2 in 1969
- 2 in 1975
- T5. 3 in 1978
- 3 in 1960

FEWEST FIRST DOWNS ALLOWED

Game

1. 1 vs Concordia (Neb.), 1956
2. 1 vs Mississippi College, 1962

Season

1. 65 in 1951
2. 104 in 1962
- T3. 105 in 1964
- 105 in 1965

FEWEST POINTS ALLOWED

Season:

1. 61 in 1964
2. 81 in 1975
3. 96 in 1962

YEAR-BY-YEAR TACKLES LEADERS

Year	Player	Tackles
2016	Xavier Woodson-Luster	95
2015	Khari Lain	81
2014	Qushaun Lee	110
2013	Qushaun Lee	134
2012	Nathan Herrold	114
2011	Demario Davis	70
2010	Kelcie McCray	70
2009	Javon McKinnon	95
2008	Demario Davis	80
2007	Ben Owens	87
2006	Koby McKinnon, LB	101
2005	Tyrell Johnson, SS	63
2004	Tyrell Johnson, SS	112
2003	Josh Williams, LB	110
2002	Les Echols, LB	123
2001	Les Echols, LB	105
2000	Les Echols, LB	71
1999	Charles Mabry, LB	96
1998	Sean Mitchell, FS	126
1997	Lavel Alexander, LB	91
1996	Maurice Harris, SS	100
1995	Torrance Suggs, LB	84
1994	DelRay Stephens, LB	73
1993	Carlos Emmons, DE	65
1992	Cedric Buckley, LB	95
1991	Derrick Toney, FS	146
1990	Derrick Toney, FS	105
1989	Jeff Plank, LB	87
1988	Foot Daley, LB	125
1987	Charlie Fredrick, NG	81
1986	Dan Miller, LB	87
1985	Oscar Willis, LB	123
1984	Carter Ray Crawford, NG	89
1983	Stacy Price, LB	125
1982	Mike Morris, LB	105
1981	Mike Morris, LB	105
1980	Mike Morris, LB	124
1979	Ron Smith, LB	151
1978	Wesley Williams, LB	131
1977	Ralph Kelly, LB	125
1976	Ralph Kelly, LB	118
1975	Jerry Muckensturm, LB	131
1974	Mike Malham, LB	105
1973	Mike Malham, LB	113
1972	Jerry Muckensturm, LB	155
1971	Butch Murray, LB	97
1970	Dave Muckensturm, DE	117
1969	Clovis Swinney, DT	106
1968	Bill Bergey, LB	196
1967	Bill Bergey, LB	136

YEAR-BY-YEAR SACKS LEADERS

2016	Ja'Von Roland-Jones	13.5 (-71)
2015	Ja'Von Roland-Jones	9 (-61)
2014	Ja'Von Roland-Jones	8 (-41)
2013	Ryan Carrethers	4 (-28)
2012	Tim Staron	5 (-23)
2011	Brandon Joiner	13 (-99)
2010	Bryan Hall	8.5 (-53)
2009	Alex Carrington	9.0 (-60)
2008	Alex Carrington	10.5 (-59)
2007	Prince Hickman	3.5 (-24)
2006	Koby McKinnon	3 (-24)
2005	Brian Flagg	5 (-21)
2004	Josh Williams	3 (-16)
	Jamarow James	3 (-24)
	Jon Bradley	2 (-8)
2003	Zach Grigsby	4 (-19)
2002	Corey Williams	9 (-64)
2001	Eti Taula	3 (-16)
2000	Corey Williams	2.5 (-16)
	J.C. Miller	2.5 (-17)
1999	LeMarcus Harris	5 (-36)
1998	Clarence Williams	10 (-53)
1997	Clarence Williams	5 (-39)
1996	Gary Jackson	4 (-31)
1995	Gary Jackson	6 (-47)
1994	Michael Mason	3 (-10)
1993	Carlos Emmons	6 (-46)
1992	Kenny Ingram	7 (-29)
1991	Scott Baker	8 (-51)
	Kenny Ingram	2 (-5)
1990	Jeff Fields	4 (-24)
1989	Lynn Rowland	14 (-78)
1988	Foot Daley	4 (-21)
1987	Charlie Fredrick	8 (-42)
1986	Charlie Fredrick	7 (-42)
1985	Marvin Neloms	11 (-88)
1984	Carter Ray Crawford	4 (-24)
1983	Marvin Neloms	11
1982	Clyde Dumas	7
1981	Levern Tillman	6
1980	Steve Olliges	5
1979	Glen Koenig	8
1978	Keith Cox	6
	Gene Spears	6
1977	Ray Culppepper	6 (-33)
1976	Robert Speer	10
1975	Dick Dixon	7
1974	Eddie Morgan	6 (-47)

INDIVIDUAL

MOST KICKOFF RETURNS

Game

- T1. 8, Brandon Thompkins vs. Tenn., 2007
- 8, Chris Collier vs North TX, 1988
- T3. 7, J.D. McKissic at Toledo, 2015
- 7, Brandon Thompkins vs. ULM, 2007
- 7, Brandon Thompkins vs. FAU, 2007
- 7, Chris Easley vs. North TX, 2003
- 7, Robert Kilow vs Boise St., 2000
- T8. 6, Brandon Thompkins vs FIU, 2008
- 6, Darren Toney vs ULL, 2005
- 6, Darren Toney vs Idaho, 2004
- 6, Terence Dunbar vs Texas A&M, 2003
- 6, Lamont Zachery vs La. Tech, 1998
- 6, Chappell Mitchell vs UCA, 1997
- 6, Kendrick Bullard vs Toledo, 1992
- 6, Chris Collier vs Mississippi, 1989

Season

- 1. 49, Brandon Thompkins, 2007
- 2. 37, Rod Hall, 2010
- 3. 35, Brandon Thompkins, 2009
- T4. 28, Chris Easley, 2003
- 28, Chappell Mitchell, 1997
- T6. 27, Antonio Warren, 2004
- 27, Robert Kilow, 2000
- T8. 26, Darren Toney, 2004
- 26, Chris Collier, 1990
- 10. 25, Brandon Thompkins, 2006

Career

- 1. 123, Brandon Thompkins, 2006-09
- 2. 73, James Hickenbotham, 1999-2002
- 3. 72, Darren Toney, 2004-07
- T4. 63, Robert Kilow, 1998-2000
- 63, Chris Collier, 1988-90
- 6. 53, J.D. McKissic, 2012-15
- T7. 51, Rod Hall, 2010-11
- 51, Lamont Zachery, 1996-99
- 50, Corey Walker, 1993-96
- T10. 45, Reginald Murphy, 1993-96
- 45, Kearney Blalack, 1988-90

MOST YARDS RETURNED

Game

- 1. 211, J.D. McKissic at Toledo, 2015
- 2. 194, Brandon Thompkins vs. Tenn., 2007
- 3. 184, Brandon Thompkins vs. ULM, 2007
- 4. 176, Lamont Zachery vs SW La., 1997
- 5. 174, Blaise Taylor vs La. Tech, 2015
- 6. 173, Robert Kilow vs New Mexico St., 2000
- 7. 164, Chris Collier vs North TX, 1988
- 8. 158, Rod Hall vs Indiana, 2010
- 9. 156, Brandon Thompkins vs. FAU, 2007
- 10. 147, Brandon Thompkins vs FIU, 2008

Season

- 1. 1,062, Brandon Thompkins, 2007
- 2. 854, Rod Hall, 2010
- 3. 790, Brandon Thompkins, 2009
- 4. 724, Robert Kilow, 2000
- 5. 654, J.D. McKissic, 2015
- 6. 629, J.D. McKissic, 2013
- 7. 618, Chappell Mitchell, 1997
- 8. 593, Chris Collier, 1990
- 9. 559, Darren Toney, 2004
- 10. 548, Brandon Thompkins, 2006

Career

- 1. 2,696, Brandon Thompkins, 2006-09
- 2. 1,746, James Hickenbotham, 1999-2002
- 3. 1,513, Darren Toney, 2004-07
- 4. 1,504, Robert Kilow, 1998-2000
- 5. 1,473, J.D. McKissic, 2012-15
- 6. 1,212, Chris Collier, 1988-90
- 7. 1,175, Corey Walker, 1993-96
- 8. 1,146, Rod Hall, 2010-11
- 9. 1,068, Kearney Blalack, 1970-72



Brandon Thompkins completed his career in 2009 as A-State's all-time leader in kickoff return yards with 2,696 yards.

- 10. 1,048, Lamont Zachery, 1996-99

HIGHEST AVERAGE

Game (Min. 3 returns)

- 1. 47.3, Kearney Blalack vs Trinity, 1970 (3 ret.)
- 2. 43.5, Blaise Taylor vs La. Tech, 2015 (4 ret.)
- 3. 43.0, Darren Toney vs Fla. Int'l (3 ret.)
- 4. 40.3, R. Kilow vs No. Car. St., 2000 (3 ret.)
- 5. 39.5, Rod Hall vs Indiana, 2010 (4 ret.)
- 6. 35.7, Corey Walker vs La. Tech, 1996 (3 ret.)
- 7. 35.2, L. Zachery vs SW La., 1997 (5 ret.)
- 8. 35.0, J.D. McKissic vs Missouri, 2015 (3 ret.)
- 9. 34.6, Robert Kilow vs NM St., 2000 (5 ret.s.)
- 10. 34.0, J. Hickenbotham vs. Idaho, 2001 (3 ret.)

Season (Min. 10 returns)

- 1. 30.8, Andrew Tryon, 2011 (10 rets.)
- 2. 30.4, Kearney Blalack, 1970 (14 rets.)
- 3. 30.0, J.D. McKissic, 2013 (21 rets.)
- 4. 27.2, J.D. McKissic, 2015 (24 rets.)
- 5. 27.1, Dick Ritchey, 1966 (14 rets.)
- 6. 26.8, R. Kilow, 2000 (27 ret.)
- T7. 26.7, Michael Adams, 1986 (14 rets.)
- 26.7, Willie Harris, 1973 (17 rets.)
- T9. 26.6, Paul Stephens, 2008 (10 rets.)
- 26.6, Robert Kilow, 1998 (16 rets.)

Career (Min. 20 returns)

- 1. 27.8, J.D. McKissic, 2012-15 (53 rets.)
- 2. 25.2, Blaise Taylor (2014-cur.) (22 rets.)
- 3. 25.1, Robert Kilow, 1998-2000 (63 rets.)
- 4. 24.5, Daryl Rollins-Davis (2014, '16) (35 rets.)
- 5. 23.9, James Hickenbotham, 1999-2002 (73 ret.)
- T6. 23.7, Kearney Blalack, 1970-72 (45 rets.)
- 23.7, Dick Ritchey, 1964-67 (28 rets.)
- 8. 23.5, Corey Walker, 1993-96 (50 rets.)
- 9. 23.1, Willie Harris, 1973-74 (25 rets.)
- 10. 22.8, Boris Whiteside, 1983-86 (30 rets.)

LONGEST RETURNS

- 1. 100, Manuel Vidal vs Southern Ark., 1953
- 2. 99, Michael Adams vs Lamar, 1986
- T3. 98, Blaise Taylor vs Louisiana Tech, 2015
- 98, J.D. McKissic vs Idaho, 2013
- 98, James Hickenbotham vs North TX, 2000
- 6. 97, Richie Voit vs Troy State, 1951
- T7. 95, Willie Harris vs Illinois State, 1973
- 95, Kearney Blalack vs Trinity, 1970
- T9. 93, James Hickenbotham vs. Idaho, 2001
- 93, Chuck Monk vs North Texas, 1989

TEAM

MOST KICKOFF RETURNS

Game:

- 1. 11 vs. Louisiana Tech, 1998
- T2. 9 vs. Tennessee, 2007
- 9 vs. Missouri, 2004
- 9 vs. Toledo, 1990

Season

- 1. 66 in 2007

- 2. 62 in 2004
- 3. 60 in 1997
- T4. 57 in 2003
- 57 in 1998
- 6. 56 in 2010
- 7. 54 in 1990
- 8. 52 in 2000
- 9. 51 in 2006
- T10. 49 in 2008
- 49 in 1991

MOST YARDS RETURNED

Game

- 1. 227 vs Southwestern La., 1997
- 2. 226 vs Idaho, 2013
- 3. 225 vs Louisiana Tech, 2015
- 4. 223 vs Indiana, 2010
- 5. 218 vs Louisiana Tech, 1998
- 6. 216 at Toledo, 2015
- 7. 210 vs Missouri, 2004
- 8. 209 vs Tennessee, 2007
- 9. 190 vs New Mexico St., 2000
- 10. 184 vs UL Monroe, 2007

Season

- 1. 1,426 in 2007
- 2. 1,267 in 1997
- 3. 1,256 in 2000
- 4. 1,198 in 2010
- 5. 1,147 in 2004
- 6. 1,112 in 2015
- 7. 1,100 in 1998
- 8. 1,057 in 2014
- 9. 1,027 in 1990
- 10. 1,020 in 2008

HIGHEST AVERAGE

Game


- 1. 58.0 vs Utah State, 2000
- 2. 48.3 vs Illinois State, 1973
- 3. 47.3 vs Trinity, 1970
- 4. 45.2 vs Idaho, 2013
- 5. 41.0 vs North Texas, 1989
- 6. 37.5 vs Florida Int'l, 2007
- T7. 35.0 vs Missouri, 2015
- 35.0 at FAU, 2011
- 9. 34.0 vs Idaho, 2001
- 10. 33.0 vs North Carolina St., 2000

Season

- 1. 25.9 in 2015
- 2. 25.2 in 2013
- 3. 24.2 in 2000
- 4. 23.0 in 1970
- T5. 22.5 in 2014
- 22.5 in 1962
- 7. 22.4 in 1995
- 8. 22.3 in 1973
- 9. 21.7 in 1999
- 10. 21.6 in 2007



Larry Lacewell



Bill Davidson



Bennie Ellender

30 HEAD COACHES

Years	Coach	Seasons	Games	Won	Lost	Tied	Pct.
2014-cur.	Blake Anderson	3	39	24	15	0	.615
2013	Bryan Harsin	1	12	7	5	0	.583
2012	Gus Malzahn	1	12	9	3	0	.750
2011	Hugh Freeze	1	12	10	2	0	.833
2002-10	Steve Roberts	9	108	35*	63	0	.357
1997-2001	Joe Hollis	5	56	13	43	0	.232
1993-96	John Bobo	4	44	13	30	1	.307
1992	Ray Perkins	1	11	2	9	0	.182
1990-91	Al Kincaid	2	22	4	17	1	.205
1979-89	Larry Lacewell	11	131	69	58	4	.542
1971-78	Bill Davidson	8	84	51	32	1	.613
1963-70	Bennie Ellender	8	76	52	20	4	.711
1960-62	King Block	3	27	13	14	0	.482
1958-59	Hugh (Bones) Taylor	2	18	7	11	0	.389
1955-57	Gene Harlow	3	27	15	12	0	.556
1954	Glen Harneson	1	9	1	8	0	.111
1946-53	Forrest (Frosty) England	8	79	49	21	9	.677
1945	J.A. (Ike) Tomlinson	1	7	2	4	1	.357
1939-41	Bill Adams	3	21	5	14	2	.286
1936-38	Leslie Speck	3	20	7	13	0	.350
1934-35	Tommie Mills	2	17	4	12	1	.265
1933	E.T. Renfro	1	8	2	4	2	.375
1931-32	Jack Dale	2	15	9	6	0	.600
1925-30	Herbert Schwartz	6	45	18	21	6	.467
1924	Bill Stanley	1	8	4	4	0	.500
1922-23	Tom Dandeleit	2	14	0	13	1	.036
1919-21	Foy Hammons	3	19	8	10	1	.447
1914-17	Earl W. Brannon	4	27	16	9	2	.522
1913	Clinton Young	1	5	3	1	1	.700
1911-12	F.T. Parks	2	6	4	2	0	.667
TOTALS		102	979	456*	476	37	.484

*10 wins later vacated due to NCAA sanctions. Actual on-field record was 45-63 for a .417 winning percentage. *Actual on-field record is 466-476-37 for a .494 winning percentage.

LARGEST SCORING MARGINS

Year	Opponent	Score
1917Central Arkansas	101-0
2008Texas Southern	83-10
1913Arkansas College	69-0
1951Southern Illinois	68-0
1913Memphis All-Stars	67-0
2015Missouri State	70-7
1970Lamar	69-7
2009Miss. Valley St.	61-0
1963St. Mary (Kan.)	68-7
1932NW Mississippi JC	60-0
1928Mountain Home Coll.	59-0
2004Tennessee-Martin	72-14
1983Tennessee-Martin	63-6
1956Concordia (Neb.)	56-0
1985North Texas State	56-0
2012Alcorn State	56-0
1987East Texas State	77-22

DEFEATS

Year	Opponent	Score
1937Central Arkansas	95-0
1922Central Arkansas	82-0
1941Union (Tenn.)	70-0
1991Louisiana State	70-14
1922Arkansas Tech	69-0
1922Memphis State	68-0

MISCELLANEOUS RECORDS

MOST PENALTIES	
Game:	18 vs. UT State, 2016
Season:	121 in 2005
MOST YARDS PENALIZED	
Game:	185 vs Arkansas Tech, 1955
Season:	1,032 in 2015
FEWEST YARDS PENALIZED	
Game:	0, multiple times
Season:	391 in 1964
MOST FUMBLES	
Game:	13 vs UT Chattanooga, 1981
Season:	55 in 1981
MOST FUMBLES LOST	
Game	
1.	6 vs Texas-Arlington, 1981
2.	6 vs Texas-Arlington, 1979
3.	6 vs Memphis Navy, 1952
Season:	28 in 1975
FEWEST FUMBLES	
Season:	15 in 1995
FEWEST FUMBLES LOST	
Season	
T1.	7 in 1964, 95, 97

HOMECOMING HISTORY

YEAR	SCORE	QUEEN
2016	ASU 17, South Alabama 7	Hannah Aldridge
2015	ASU 49, Idaho 35	Kaily Nix
2014	ASU 28, Louisiana-Monroe 14	Ellen Hakenwerth
2013	ASU 48, Idaho 24	Stevie Oberey
2012	ASU 36, South Alabama 29	Becca Hutchison
2011	ASU 37, North Texas 14	Candice Biggers
2010	Louisville 34, ASU 24	Sydney Olliger
2009	ASU 27, Florida Int'l 10	Sharnae Diggs
2008	ASU 31, MTSU 14	Amy Callaway
2007	ASU 52, U. Lafayette 21	Amy Smith
2006	ASU 29, North Texas 10	Lacey Hawkins
2005	ASU 3, Florida Atlantic 0	Tiffany Frazier
2004	ASU 13, Troy 9	Lauren Davis
2003	ASU 21, SE Missouri 3	Shelley Lumbeck
2002	North Texas 13, ASU 10	Shantell Jackson
2001	Jacksonville St. 31, ASU 28	Ellen Morgan
2000	Richmond 30, ASU 27	Lorna Scaife
1999	Idaho 30, ASU 24 (OT)	Andrea Hyman
1998	ASU 34, NMSU 31 (OT)	Jill Babb
1997	SW Louisiana 41, ASU 38	Sonja Reddick
1996	ASU 38, SE Missouri 9	Heather Harrison
1995	ASU 37, Jacksonville St. 6	Angela Moore
1994	Pacific 30, ASU 16	Molly Mayer
1993	SW Louisiana 19, ASU 3	Marci Lawrence
1992	NW Louisiana 24, ASU 18	Mitzi Talkington
1991	SW Missouri 37, ASU 20	Tammy Thomas
1990	ASU 16, Northwestern La. 8	Michelle Sample
1989	Pittsburg State 34, ASU 13	Michelle Weser
1988	ASU 28, Illinois State 10	Kathy Desjardins
1987	ASU 27, North Texas 20	Fayeth Williams
1986	ASU 56, Lamar 7	Leith Mills
1985	ASU 13, Texas-Arlington 12	Paula Gibson
1984	ASU 37, Lamar 10	Traci Carlson
1983	ASU 21, Louisiana Tech 7	Brooke Breeding
1982	McNeese State 21, ASU 10	Jennifer Green
1981	ASU 14, SW Louisiana 3	Sandy Stalter
1980	McNeese State 36, ASU 28	Becky Gera
1979	Lamar 20, ASU 10	Debbie Shumaker
1978	ASU 6, Lamar 3	Lee Ann Longinotti
1977	ASU 17, SW Louisiana 15	Christi Flynn
1976	ASU 31, Lamar 0	LaDoris Speights
1975	ASU 48, Tenn-Chattanooga 0	Rene Scaife
1974	ASU 17, NE Louisiana 14	Marilyn Broadway
1973	ASU 38, Illinois State 20	Veda Bunch
1972	Trinity 32, ASU 22	Tonya Hotel
1971	ASU 28, Texas-Arlington 7	Phoebe Cyrus
1970	ASU 23, North Dakota 18	Holly Dodd
1969	ASU 21, Drake 21 (tie)	Maria Stewart
1968	ASU 48, Lamar 17	Jennifer Ware
1967	ASU 24, Abilene Christian 14	Ann Smithwick
1966	Lamar 17, ASU 0	Lynn Valentine
1965	ASU 27, Murray State 13	Betty Steinsiek
1964	ASU 7, Delta State 6	Sue Stewart
1963	Murray State 34, ASU 33	Pat Warneke
1962	Southern Miss 20, ASU 7	Betty Dee Keith
1961	ASU 22, Murray State 14	Carolyn Cheek
1960	ASU 14, Southern Miss 13	Sue Cato
1959	ASU 36, Murray State 18	Carol Carr
1958	ASU 16, Austin Peay State 0	Gaylene Houck
1957	ASU 32, SE Oklahoma 7	Nancy Hubbell
1956	ASU 21, Louisiana Tech 13	Sue Fitzgerald
1955	Murray State 13, ASU 0	Ina Lee Willes
1954	SE Louisiana 51, ASU 7	Carolyn Bollinger
1953	ASU 49, Southern Ark. 0	Ann Donaldson
1952	ASU 42, Lewis College 0	Nancy Cunningham
1951	ASU 35, Florence State 13	Sue Tyler
1950	ASU 27, Henderson State 13	Myr Dean
1949	ASU 7, Delta State 14	Shirley Swaim
1948	ASU 23, Henderson State 14	John Stewart
1947	ASU 0, Central Ark. 0 (tie)	Betty Blackwood
1946	ASU 20, Illinois Wesleyan 0	Doris Harding
1940	ASU 13, Austin Peay St. 0	B. Lawton, H. Sturdivant
1939	ASU 7, Southern Illinois 0	Mildred Hout
1938	Hendrix 6, ASU 0	Maggie Hogue
1937	Tennessee-Martin 16, ASU 7	Ariene Bullard
1936	ASU 13, Southern Ark. 6	Lucie Mai Weaver
1935	ASU 10, Arkansas-Monticello 0	M. McGlasson
1934	No Records	Nina Crockett
1932	Ark.-Monticello 13, ASU 0	Dorothy Mathews
1931	ASU 13, Southern State 7	GM Graves
1930	Arkansas College 27, ASU 0	Ella McElyea
1929	Arkansas College 54, ASU 13	Martha Lita
1928	ASU 6, Arkansas-Little Rock 0	
1927	ASU 12, Mayfield (Mo.) 0	Elizabeth Altman
1926	ASU 14, Arkansas College 7	
1925	ASU 12, Central Arkansas 6	Amelia Griffin*
1924	ASU 0, Alumni 0	Mae Nichols*
1923	ASU 0, Alumni 0 (tie)	Jewell Smith*
1922	Arkansas Tech 69, ASU 0	AG McGill*
1921	Central Arkansas 13, ASU 6	

*-Carnival Queen

ARKANSAS STATE

Sun Belt Conference Champions | 2011 | 2012 | 2013 | 2015 | 2016

2016
2015
2013
2012
2011
1986
1985
1978
1975
1970
1969
1968

CENTENNIAL BANK STADIUM RECORDS | 178

SCORING

MOST POINTS SCORED: 30, Corey Walker (ASU) vs. La. Tech, 11-9-96
MOST TOUCHDOWNS: 5, Corey Walker (ASU) vs. La. Tech, 11-9-96
MOST EXTRA POINTS: 11, Scott Roper (ASU) vs. East Texas State, 9-26-87;
 11, Josh Arauco (ASU) vs. Texas Southern, 9-6-09
MOST FIELD GOALS: 6, Brian Davis (ASU) vs. UCA, 9-24-12
LONGEST FG: 63, J. Duren (ASU), vs. McNeese St., 11-23-74; Scott Roper (ASU) vs. NTSU, 11-7-87

RUSHING

MOST NET YARDS GAINED: 272, Joe Abdullah (Pacific), 10-22-94
MOST CARRIES: 43, Barry Redden (Richmond), 9-19-81
LONGEST PLAY: 91, Michael Gordon (ASU) vs. Arkansas-Pine Bluff, 8-31-13

PASSING

MOST ATTEMPTS: 56, Patrick Mitchell (Utah State), 9-2-95
MOST COMPLETIONS: 37, Cody Wells (UL Monroe), 11-8-12
MOST YARDS GAINED: 508, Tim Rattay (Louisiana Tech), 11-7-98
MOST TOUCHDOWN PASSES: 7, Tim Rattay (Louisiana Tech), 11-7-98
MOST PASSES HAD INTERCEPTED: 5, David Bates (TX-Arlington), 11-2-85
BEST COMP. PCT. (Min. 10 Att.): .923 (12 of 13), Ryan Aplin (ASU), 9-22-12
LONG PLAY: 84—T. Langford to J. Lewis (ASU) vs. SIU, 10-1-83; R. Slack to F. Turner, NW La., 9-5-87; Corey Leonard to David Johnson (ASU) vs. ULL, 10-13-07

TOTAL OFFENSE

MOST PLAYS: 65, Scott Gabbert (Southern Illinois), 9-30-89
MOST YARDS GAINED: 473, Tim Rattay (Louisiana Tech), 11-7-98

RECEIVING

MOST RECEPTIONS: 14, Kevin Alexander (Utah St.), 9-2-95; Nick Dugas (ULL), 10-13-01; Brent Leonard (ULM), 11-8-12
MOST YARDS GAINED: 284, Lennie Johnson (ASU) vs. SW Mo. St., 11-8-97
MOST TD PASSES CAUGHT: 4, Troy Edwards from Tim Rattay (La. Tech), 11-7-98
LONGEST RECEPTION: 84, Judious Lewis from T. Langford (ASU) vs. Southern Illinois, 10-1-80; Floyd Turner from Rusty Slack (Northwestern La), 9-5-87; D. from C. (ASU) vs. ULL, 10-13-07

PUNTING

MOST PUNTS: 12, John Howell (UT Chattanooga), 11-1-75; Scot Simons (ASU) vs. UAB, 11-22-97
MOST PUNTING YARDAGE: 463, Dennis Pendergraft (NW La.), 10-7-78
BEST PUN AVG. (Min. 3): 58.0, Stephen Hogan (ASU) vs. App. State, 11-15-14 (3-174)
LONGEST PUNT: 80, Joe Slayton (ASU) vs. Lamar, 10-27-79

KICKOFF RETURNS

MOST RETURNS: 7, R. Kilow (ASU) vs. Boise St., 11-4-00; Ben West, FIU, 9-24-05; Deion Holliman (Missouri State), 9-19-2016
MOST RETURN YARDS: 176, Lamont Zachery (ASU) vs. Southwestern La., 10-4-97
LONGEST RETURN: 99, Michael Adams (ASU) vs. Lamar, 11-15-86

PUNT RETURNS

MOST RETURNS: 8, Steve Hanschen (ASU) vs. Northwestern La., 10-7-78
MOST RETURN YARDS: 130, James Johnson (ASU) vs. UT Martin, 9-10-05 (for TD)
LONGEST RETURN: 89, Kevin Jones (ASU) vs. Memphis, 9-27-07 (for TD)

INTERCEPTIONS

MOST INT.: 3, G. Lee (ASU) vs. UTA, 11-2-85; Chris Thompson (Nicholls St.), 11-22-01
MOST RETURN YARDAGE: 99, Money Hunter (ASU) vs. Texas State, 12-5-15
LONGEST RETURN: 99, Money Hunter (ASU) vs. Texas State, 12-5-15

TEAM RECORDS

MOST POINTS SCORED: 83, Arkansas State (vs. Texas Southern), 9-6-09
MOST POINTS (Both Teams): 103, Arkansas State 68, NMSU 35, 11-29-14
TOTAL OFFENSE: 764, Arkansas State vs. New Mexico State, 11-29-14
MOST YARDS RUSHING: 621, ASU vs. Tennessee-Martin, 9-15-84
MOST YARDS PASSING: 552, Louisiana Tech, 11-7-98
MOST FIRST DOWNS: 34, ASU (vs. Memphis), 9-8-12; ASU (vs. NMSU), 11-29-14
MOST PLAYS: 99, Arkansas State vs. Utah State, 9-2-95
TOTAL DEFENSE: 57, ASU (allowed to UT Chattanooga), 11-1-75
RUSHING DEFENSE: 11, ASU (allowed to Louisiana Tech), 10-15-83
PASSING DEFENSE: -3, Southwestern La. (allowed to ASU), 10-10-81

MISCELLANEOUS RECORDS

LONGEST WIN STREAK IN STADIUM: 17 (1984-87)
LONGEST UNBEATEN STREAK IN STADIUM: 20 (1984-87)
LARGEST CROWD: 31,243 (vs. Middle Tennessee), 12-1-2012

TOP RUSHING GAMES IN CENTENNIAL BANK STADIUM

- 272 — Joe Abdullah (Pacific), 10-22-94
- 269 — LaDainian Tomlinson (TCU), 9-25-99
- 242 — Willie English (Central Florida), 10-5-91
- 235 — Irving Spikes (Northeast La.), 11-6-93
- 234 — Stephen Starring (McNeese St.), 10-25-80
- 229 — Marcus Cox (Appalachian St.), 11-15-14
- 225 — Reggie Arnold (ASU), 10-13-07
- 223 — John Henry White (La. Tech), 10-15-77
- 221 — Michael Gordon (ASU), 10-3-15
- 210-215 — Antonio Andrews (Western Ky.), 9-29-12
215 — Marquis Williams (ASU) vs. Nevada, 11-20-93
- 209 — Derek Lawson (ASU) vs. TX Southern, 9-6-09
- 207 — Leroy Harris (ASU) vs. Southwestern La., 10-4-75
- 204 — Jason Cooper (La. Tech), 9-28-91
- 201 — Jalen Nixon (Louisiana-Lafayette), 10-20-16
- 193 — Antonio Warren (ASU) vs. Tulsa, 9-7-02
- 192 — Dennis Bolden (ASU) vs. NE La., 9-4-76
- 189 — Deon Riddell (NW La.), 10-3-92
- 189 — Theron McClendon (McNeese St.), 10-25-80
- 184 — Michael Gordon (ASU), 11-16-13
- 183 — Jonathan Adams (ASU) vs. NM St., 10-21-00
- 181 — Dwane Brown (ASU) vs. Lamar, 11-15-86
- 176 — Chris Easley (ASU) vs. Idaho, 11-8-03
- 176 — Roy Johnson (ASU) vs. Southern Ill., 9-30-89
- 174 — Michael Desormeaux (UL Lafayette), 10-13-05

A-STATE IN NCAA RECORDS

Division I (FBS)

TEAM

- Rushing Offense Champions, 1975
- Most Interceptions, 2015
- Most Defensive Touchdowns, 2015
- Most Tackles for Loss, 2016

Division I-A

TEAM

- Most Opp. Punts Blocked By (season) — 11 in 1975
- Two opposing I-A players each gaining 200 yards or more in a game: Corey Walker, ASU (212) and Charles Talley, Northern Illinois (251)

INDIVIDUAL

- Most Opponents Punts Blocked By (season) — 8 by Jimmy Lisko, 1975; Jimmy Francis, Baylor, 1989

Division I-AA (FCS)

TEAM

- Fewest Passes Attempted By Both Teams (game) — 11 (8 by ASU; 3 by Memphis, 1982)
- Annual Defense Champions—Arkansas St., 1985
- Most Touchdowns Scored Rushing (game) — 10 vs. East Texas State, 1987
- ASU's 20-game home winning streak is the ninth-longest in I-AA history.

INDIVIDUAL

- Most Consecutive Quarters Kicking a Field Goal (career) — 7 by Scott Roper in 1986 (3 vs. McNeese State, 4 vs. North Texas State)
- Longest Field Goal — 63 by Scott Roper vs. North Texas, 1987

TOP 20

- For four straight seasons, ASU finished among the top 12 I-AA teams in the final I-AA polls; 10th in 1984, 6th in 1985, 2nd in 1986, 12th in 1987.

ARKANSAS STATE

GoDaddy Bowl 2012-15 | New Orleans Bowl 2015 | Cure Bowl 2016

BOWL GAMES
2016
2015
2014
2013
2012
2011
2005
1970
1969
1968
1954
1952 (2)
1951

INDIVIDUAL

RUSHING

Most Rushes: 43, Barry Redden, Richmond, 1981
Most Yards: 272, Joe Abdullah, Pacific, 1994
Best Avg. (Min. 15 att.): 15.7, Marqu Warford, Memphis, 2013
Most Touchdowns: 5, Kareem Hunt, Toledo, 2014
Longest Run: 95, Keith White, Memphis St., 1948

PASSING

Most Attempts: 63, Jim Lindsey, Abilene Christian, 1970
Most Completions: 37, Cody Wells, UL Monroe, 2012
Most Yards: 508, Tim Rattay, La. Tech, 1998
Most Touchdowns: 7, Tim Rattay, La. Tech, 1998
Best Percentage (Min. 20 Attempts): .882, Clint Marks, MTSU, 2004 (30 of 34)

Most Interceptions: 5, Michael Johnson, Akron, 1988; Gene Johnson, Louisiana Tech, 1988; David Bates, Texas-Arlington, 1985; Ken Lauterbach, Abilene Christian, 1971; Mike Grejbowski, Drake, 1969; Tom Garza, Trinity, 1969

Longest Pass: 92, Clint Longley to Richard Williams, Abilene Christian, 1973

TOTAL OFFENSE

Most Plays: 67, Jim Lindsey, Abilene Ch., 1970
Most Yards: 506, Clint Longley, ACU, 1973
Best Average: 16.3, Paul Carruth, Ala., 1982

RECEIVING

Most Receptions: 18, Geoff Noisy, Nev., 1996
Most Yards: 224, Martel Moore, NIU, 2012
Best Average (Min. 3 catches): 50.3, Phillip Dorsett, Miami, 2014 (4 for 201)

Most Touchdowns: 4—Troy Edwards, La. Tech, 1998

SCORING

Most Points: 30, Kareem Hunt, Toledo, 2014
Most Touchdowns: 5, Kareem Hunt, Toledo, 2014
Most Extra Point Kicks: 9, Jeremiah Detmer, Toledo, 2014
Most PAT Kick Attempts: 9, Jeremiah Detmer, Toledo, 2014

Most Field Goals: 6, Sean Fleming, Wyoming, 1990; Alan Smith, Texas A&M, 1983

Most Field Goal Attempts: 7, Alan Smith, TAMU, 1983; Dustin Rivest, Florida Intl, 2008

Most Points Kicking: 20—Sean Fleming, Wyoming, 1990; Alan Smith, Texas A&M, 1983

PUNTING

Most Punts: 13, Ricky Gohlke, Lamar, 1975
Most Yards: 470, Bucky Scribner, Kansas, 1981
Best Average: 53.0, Austin Rehkow, Idaho, 2014
Longest Punt: 78, Steve Mick, So. Ill., 1976

PUNT RETURNS

Most Returns: 10, Rodregis Brooks, Alabama-Birmingham, 1997
Most Yards: 160, J.T. Thatcher, Oklahoma, 2000 (5 ret)
Best Average (Min. 3 returns): 32.0, J.T. Thatcher, Oklahoma, 2000 (5 for 160)

Longest Return: 85, Vic Minor, Northeast La., 1979

KICKOFF RETURNS

Most Returns: 7, Nate McGhee, Southern Ill., 1987
Most Yards: 195, Vic Kubu, Murray St., 1963
Best Average (Min. 3 returns): 54.5, Charles McDaniel, La. Tech, 1972

Longest Return: 100, Paul Hynes, La. Tech, 1957

INTERCEPTIONS

Most Interceptions: 3, Andre Young,

Louisiana Tech, 1981; C. Small, Fla. Atlantic, 2006

Most Yards Returned: 94, David Dumars, Northeast Louisiana, 1977

Best Average (Min. 2 returns): 47.0, David Dumars, NE Louisiana, 1977 (2 returns)

Longest Return: 94, Billy Bond, La. Tech, 1956

TEAM

RUSHING

Most Rushes: 73, Southern Illinois, 1971; Mississippi State, 1992

Most Yards: 505, Austin College, 1954

PASSING

Most Attempts: 65, Abilene Christian, 1970
Most Completions: 38, Nevada, 1996; La. Tech, 1996; Louisiana Tech, 1998

Most Yards: 552, Louisiana Tech, 1998

Most Touchdowns: 7, Louisiana Tech, 1998

Best Completion Pct.: .808, NT, 1988 (21 of 26)

Most Times Intercepted: 5, Florida International, 2005; Akron, 1988; La. Tech, 1988; Texas-Arlington, 1985; Memphis St., 1975; Abilene Christian, 1971;

Drake, 1969; Trinity, 1969

TOTAL OFFENSE

Most Plays: 99, Utah State, 1995

Most Yards: 730, Louisiana Tech, 1998

Best Average: 9.5, Louisiana Tech, 1998

Most First Downs: 36, Louisiana Tech, 1990

Most Rushing First Downs: 21, Texas St., 2014

Most Passing First Downs: 22, La. Tech, 1998

Most Penalty First Downs: 4, McNeese State, 1986; Southern Ill., 1983; La. Tech, 1982; East Car., 1996; So. Ala., 2014

SCORING

Most Points: 95, Central Arkansas, 1937

Most Touchdowns: 15, Central Ark., 1937

Most Extra Point Kicks: 10, La. State, 1991

Most PAT Kicks Attempted: 10, Louisiana State, 1991; Louisiana Tech, 1998

Most Field Goals: 6, Wyoming, 1990; Texas A&M, 1983

Most Field Goal Attempts: 7, Texas A&M, 1983

PUNTING

Most Punts: 13, Lamar, 1975

Most Yards: 470, Kansas, 1981

Best Average: 53.8, Southern Ill., 1982 (4 punts)

PUNT RETURNS

Most Returns: 10, Alabama-Birmingham, 1997

Most Yards: 160, Oklahoma, 2000

Best Average: 42.0, North Texas, 1988

KICKOFF RETURNS

Most Returns: 13, East Texas State, 1967

Most Yards: 243, East Texas State, 1967

Best Average: 52.3, Texas A&M, 2003

PASS INTERCEPTIONS

Most Interceptions: 6, Southern Miss, 1979 (106 yards); Utah St., 2003 (10-25-03)

Most Yards: 111, LSU, 1991 (4 returns)

FUMBLES

Most Fumbles: 12, SW Louisiana, 1974

Most Fumbles Lost: 6, Mississippi St., 1956

PENALTIES

Most Penalties: 18, Trinity, 1972

Most Penalty Yards: 189, NW Louisiana, 1976

LONGEST PLAYS

RUSHING

- 95, Keith White, Memphis State, 1948
- 92, Leon Fry, Abilene Christian, 1954
- 92, Lennie Kelly, Delta State, 1950

PASSING

- 92, Clint Longley to Richard Williams, ACU, 1973
- 85, Ricky Dobbz to Greg Jones, Navy, 2010
- 85, Walter Phiythan to Charles Andrews, NE La., 1986
- 85, Chester Norris to Ken Farmer, Delta State, 1963
- 84, Rusty Slack to Floyd Turner, NW La., 1987
- 84, Danny Sparkman to Edwin Lovelady, Memphis, 1984
- 84, Danny Sparkman to Derrick Crawford, Memphis, 1983
- 84, Paul McCall to T.Y. Hilton, FIU, 2008

PUNTING

- 78, Steve Mick, Southern Illinois, 1976
- 74, Dale Conner, North Dakota, 1970
- 72, Brit Framel, UL Lafayette, 2006
- 71, Don Whitney, Texas-Arlington, 1973
- 70, Will Goggans, Troy, 2010
- 70, W. Atterberry, North Texas, 2010
- 70, Bucky Scribner, Kansas, 1981

FIELD GOALS

- 59, Alan Smith, Texas A&M, 1983
- 57, Alan Smith, Texas A&M, 1983
- 57, Mike Andrie, Lamar, 1987
- 55, Gregg Goodman, Southern Ill., 1970
- 54, Skipper Butler, UT Arlington, 1968
- 53, Sean Fleming, Wyoming, 1990
- 53, Rafael Septien, SW Louisiana, 1976
- 52, Rafael Septien, SW Louisiana, 1976
- 51, Jerry Pope, Louisiana Tech, 1973
- 50, Thomas Morstead, SMU, 2006
- 50, Kenny Seaman, Southern Ill., 1975
- 50, Jonathan Barnes, Louisiana Tech, 2015

PUNT RETURNS

- 85, Vic Minor, Northeast Louisiana, 1979
- 80, L. Singleton, Florida Intl, 2007
- 78, Andy Nelson, Memphis State, 1956
- 77, Jeff Steele, Northeast La., 1989
- 75, Stanley Kinchen, La. State, 1991
- 71, Tony Kowtski, Mississippi St., 1951
- 70, Norman Duplain, Miss. St., 1950
- 65, Leon Fry, Abilene Christian, 1953
- 60, Billy Cannon, Texas A&M, 1983

KICKOFF RETURNS

- 100—Paul Hynes, La. Tech, 1957
- 99—Vic Kubu, Murray State, 1963
- 98—J. Parrish, Tulsa, 2003
- 97—Harold Robinson, Akron, 1991
- 97—John Avery, Mississippi, 1996
- 96—Vic Kubu, Murray State, 1963
- 95—James Kennison, Southwestern La., 1955

INTERCEPTION RETURNS

- 94, Billy Bond, Louisiana Tech, 1956
- 90, Ron Irvin, Southwestern La., 1977
- 85, David Dumars, Northeast La., 1977
- 85, Izell Reese, UAB, 1997
- 84, Lorenzo Ferguson, Va. Tech, 1997
- 77, Percy Nabors, Memphis St., 1983
- 72, Doug Simper, Illinois State, 1973

OPPONENT RECORDS | 179

RED WOLVES FOOTBALL

A State Red Wolves.com

2016
2015
2013
2012
2011
1986
1985
1978
1975
1970
1969
1968



A-STATE HALL OF HONOR | 180

- | | |
|--|--|
| Neil Abel.....2009 inductee
Golf Coach, 1980-2006 | Bill Caldwell1985 inductee
Three sports, 1956-59 |
| Linda Allison.....1994 inductee
Basketball, 1980-84 | Jim Callaway1992 inductee
Baseball, 1965-68 |
| Fred Barnett1999 inductee
Football, 1986-89 | Ron Carroll2005 inductee
Trainer, 1976-present |
| Randy Barnhill2003 inductee
Football, 1984-86 | Maurice Carthon1991 inductee
Football, 1979-82 |
| Mike Beebe2008 inductee
Honorary Inductee | Nelson Catalina1991 inductee
Basketball Coach, 1979-95 |
| Earl Bell1986 inductee
Track, 1974-77 | Howard Cissell1993 inductee
Football, 1954-57 |
| Bill Bergey1982 inductee
Football, 1965-68 | Michael Cline2015 inductee
Football, 1983-85 |
| Harold Blood2016 inductee
Track, 1988-90 | Gary Crane1992 inductee
Basketball, 1965-68; Football, 1967-68 |
| Everett Bolton1986 inductee
Three sports, 1939-41, 1946-48 | Carter Ray Crawford1997 inductee
Football, 1984-85 |
| Rusty Bourg1995 inductee
Baseball, 1967-70 | Dave Dailey2000 inductee
Golf, 1984-88 |
| Gene Bradley2009 inductee
Football, 1976-79 | Bill Davidson1984 inductee
Football, 1953-57; FB Coach, 1968-78 |
| Steve Brooks.....1995 inductee
Basketball, 1970-74 | Tommy Davis2002 inductee
Football, 1958-59 |
| Dwane Brown2001 inductee
Football, 1984-87 | John Dickey.....1997 inductee
Basketball, Football, Baseball, 1947-48 |
| Ray Brown1996 inductee
Football, 1983-85 | John Dickson1984 inductee
Basketball, 1963-67 |
| Dan Buckley1995 inductee
Football, 1966-69 | Wayne Dorton2004 inductee
Football, 1968-71 |
| Jess Bucy1998 inductee
Baseball, 1949-51; Basketball, 1949-51 | Bennie Ellender1982 inductee
Football Coach, 1963-70 |
| Mike Burk1997 inductee
Basketball, 1964-68 | Carlos Emmons2015 inductee
Football, 1992-95 |
| Johnie Burnett1985 inductee
Four sports, 1927-29 | Marina Engelbrecht.....2014 inductee
Women's Tennis, 2003-06; Tennis Coach 2012-15 |

ARKANSAS STATE

GoDaddy Bowl 2012-15 | New Orleans Bowl 2015 | Cure Bowl 2016

BOWL GAMES
2016
2015
2014
2013
2012
2011
2005
1970
1969
1968
1954
1952⁽²⁾
1951

Frosty England..... 1983 inductee
Football Coach, 1946-53

Frank Farella1999 inductee
Football, 1954-57

David Faught2009 inductee
Men's Golf, 1994-97

Bob Ferralasco2008 inductee
Football 1946

Charlotte Fields1998 inductee
Basketball, 1984-88

Jay Flanagan2007 inductee
Track Coach, 1989-2007

Chico Fletcher2012 inductee
Basketball, 1997-2000

Don Floyd2003 inductee
Athletic Director, 1969-75

Pedra Wilson Flournoy.....2002 inductee
Track, 1990-93

Charlie Fredrick2006 inductee
Football, 1984-87

Aubrey Gatewood1988 inductee
Baseball, 1956-59

Bob Giersburg..... 1994 inductee
Track, 1966-68

George Glenn 1984 inductee
Baseball, 1963-66

Terry Gwin 1985 inductee
Football, 1965-66

Julie Hagood2010 inductee
Women's Basketball, 1997-2000

James Hamilton1990 inductee
Football, 1968-71

Foy Hammons1988 inductee
Football, 1913-15; FB Coach, 1919-21

Lauren Fair Harmon2008 inductee
Volleyball, 1993-96

Calvin Harrell1994 inductee
Football, 1968-71

Jeff Hartwig 2000 inductee
Track, 1989-90

Dan Henderson1995 inductee
Basketball, 1974-77

Thomas Hill1982 inductee
Track, 1968-72

David Hines 1996 inductee
Football, 1972-75

Joe Hollimon 1993 inductee
Football, 1971-74

Keith Horn2010 inductee
Baseball, 1993-95

T.J. Humphreys1988 inductee
Football, Track, 1973-77

Marvin Jarrett 2000 inductee
Basketball, 1978-80

Sue Jayroe..... 1997 inductee
Basketball, 1975-80

Rickey Jemson.....2012 inductee
Football, 1983-86

Garry Johnson2011 inductee
Football, 1999-02

Tyrell Johnson2016 inductee
Football, 2004-07

Ken Jones..... 1987 inductee
Football, 1972-75

Al Joyner1993 inductee
Track, 1980-83

Gerald Jumper 1990 inductee
Football, 1964-67

Tim Keane2005 inductee
Football, 1965-67; Football Coach, 1972-89

George Kell1999 inductee
Tennis, 1940

Monica Klebe 1998 inductee
Track, 1986-89

Guy Kocheil1984 inductee
Track Coach, 1972-89

John Koldus1995 inductee
Baseball, 1952-53; Football, 1950-52

Larry Lacewell1987 inductee
FB Coach, Athletic Director, 1979-90

Tim Langford2008 inductee
Football, 1980-83

Harry Larche1983 inductee
Three sports, 1946-48

Doug Lowery2005 inductee
Football, 1970-73

Mike Malham, Jr.2001 inductee
Football, 1972-75

Mike Malham, Sr.2006 inductee
Football Coach, 1971-84

Tim Maloney2004 inductee
Baseball, 1981-83

Micah Marsh 2007 inductee
Basketball, 1994-98

Jo Beth Carmack Mathis 2000 inductee
Volleyball, 1990-92

Margie Kolat McGee 2006 inductee
Volleyball, 1991-94

Kendra Meichsner 2005 inductee
Tennis, 1995-98

Dennis Meyer 1991 inductee
Football, 1968-71

Maurice Miller1986 inductee
Three sports, 1946-50

David Mitchell.....2013 inductee
Football, 1970-73

Andy Morris1990 inductee
Baseball, 1958-61; SID, 1969-74; Asst. AD, 1974-77

Jerry Muckensturm1992 inductee
Football, 1972-75

Anthony Myles2001 inductee
Basketball, 1978-80

Marvin Neloms2011 inductee
Football, 1983-86

Newton Norris 2001 inductee
Basketball, 1934-37

Beth Anderson Nuneviller 2012 inductee
Volleyball, 1988-89, & Tennis, 1989-90

Okey Oldham..... 1990 inductee
Football, 1928-29; Baseball, 1928-30

A-STATE HALL OF HONOR | 181

RED WOLVES FOOTBALL

AStateRedWolves.com

ARKANSAS STATE

Sun Belt Conference Champions | 2011 | 2012 | 2013 | 2015 | 2016

2016
2015
2013
2012
2011
1986
1985
1978
1975
1970
1969
1968

Roy Painter..... 2002 inductee
Football, 1973-76

Bill Phillips1992 inductee
Football, 1968-71

Paul Pilla2015 inductee
Track & Field, 1979-80

Wayne Pitcock 1991 inductee
Baseball, 1967-69

Chris Poole2010 inductee
Volleyball Coach, 1987-92

Ed Preston1991 inductee
Track, 1975-77

John Rauth.....1983 inductee
Basketball Coach, Golf Coach, 1949-79

Tom Reese..... 2007 inductee
Football, 1962-65

Kyle Richardson2015 inductee
Football, 1992-95

Don Riggs1986 inductee
Four sports, 1955-59

Kelly Riley 2009 inductee
Track & Field, 1989-92

David Rodely.....2015 inductee
Track & Field, 1988-91

Jerry Rook1983 inductee
Basketball, 1962-65

Scott Roper2010 inductee
Football, 1986-87

John Rose..... 1985 inductee
Track, Basketball Coach, 1963-76

Dana Ryan 1989 inductee
Baseball, 1965-68

Daniel Ryland.....2014 inductee
Track & Field, 1998-2000, 2002

Don Scaife1989 inductee
Basketball, 1973-75

Bobby Scott1992 inductee
Four sports, 1948-51

Elbert Shelley.....1997 inductee
Football, 1983-86

Fred Shepherd 2002 inductee
Basketball, 1990-93

Doug Shouse2013 inductee
Track & Field, 1982-84

James E. Simmons 2006 inductee
Football, 1970-72

Ron Smith.....2014 inductee
Football, 1976-79

Leslie Speck..... 1984 inductee
Three sports, 1931-35; Coach, 1936-38

Robert Speer2014 inductee
Football, 1973-76

Jerald Spencer2006 inductee
Track & Field, 1965-67

Tommy Spiers 1998 inductee
Football, 1954-56

Paul Stovall 2000 inductee
Football, Track, 1953-54

Dan Summers..... 1998 inductee
Football, 1962-65

Kellie Suttle2016 inductee
Track, 1994-96

Clovis Swinney1989 inductee
Football, 1967-69

John Tate 1998 inductee
Basketball, 1986-89

Sonja Tate2004 inductee
Basketball, Track, 1990-93

Donnie Taylor 2001 inductee
Track, 1976-79

Bill Templeton 1987 inductee
FB, 1954-56; FB Coach, 1965-79, Asst. AD, 1980-cur.

Harold Thomas1996 inductee
Baseball, 1953-56

Willard Tilley..... 1982 inductee
Football, Basketball, 1939-40

J.A. Tomlinson1982 inductee
Athletic Dir., Baseball Coach, 1944-76

Jan Troutt1996 inductee
Track, 1983-85

Shyla Tucker 2003 inductee
Basketball, 1991-94

Joe Turner.....2011 inductee
Football, 1960-62

Juli Vaccari 1990 inductee
Volleyball, 1975-78

Tommy Walker2013 inductee
Football, 1980-83

Jim Wagner 1996 inductee
Baseball, 1967-70

Terry Whiting2016 inductee
Football, 1968-71

Sam Wier1988 inductee
Football, 1960-62; Football Assistant, 1971-72

Matt Whiteside 2007 inductee
Baseball, 1987-90

Bob Williams 1987 inductee
Track, 1975-79; Coach, 1980-86

J.H. Williams2013 inductee
Basketball, 1973-75

Marcia Williams 1993 inductee
Tennis, 1977-80; Coach, 1980-2011

H.T. Winters 1983 inductee
Football, Baseball, 1929-32


Jerry Ann Winters1994 inductee
Women's Basketball Coach, 1984-95

Bennie Wilhelm1993 inductee
Four sports, 1946-49

Jim Wiseman..... 2007 inductee
Football, 1984-87

Richie Voit 1989 inductee
Football, 1950-53

Kay Woodiel1988 inductee
Coach in three women's sports, 1974-84



THIS IS A-STATE | INSIDE

<i>Athletics Facilities</i>	184-185
<i>Arkansas State University</i>	186-187
<i>Jonesboro</i>	188-189
<i>Sun Belt Conference</i>	190-191
<i>ASU Administration</i>	192
<i>ASU System President Dr. Charles L. Welch</i>	193
<i>A-State Chancellor Dr. Kelly Damphousse</i>	194-195
<i>A-State Director of Athletics Terry Mohajir</i>	196-197
<i>Athletics Department Directory</i>	198

ARKANSAS STATE

Sun Belt Conference Champions | 2011 | 2012 | 2013 | 2015 | 2016

Arkansas State's athletics programs compete in top-of-the line facilities.

Centennial Bank Stadium, which opened in 1974, has evolved into a beautiful stadium which seats over 30,000 fans. The stadium has undergone a "Centennial Expansion" construction project that covers 40,000 square feet, including the press box and concourse.

The 192,000 square-foot Convocation Center is a multi-purpose facility that is home to the A-State basketball, volleyball and indoor track and field teams.

Coaches and student-athletes moved into a new \$2.7 million track and field complex in spring 2004. It contains a new eight-lane 400-meter track, installed in 2016, and can be set up for two NCAA venues.

Three local country clubs graciously allow A-State's men's and women's golf programs to utilize their facilities for practice and play.

J.A. "Ike" Tomlinson Stadium-Kell Field serves as home to Red Wolves baseball. Built in 1993, the stadium received complete lighting in 1996, 206 field level seats were added for the 2008 season and a new scoreboard was installed in 2011.

A-State's newest women's program, bowling, competes in the Jonesboro Bowling Center, where a new locker room, lounge and pro shop have been constructed

The Red Wolves' soccer and track and field teams utilized the same stadium for the first time in school history during 2014-15, as the soccer field was relocated as part of the track facility.

A-State has also completed a new women's soccer and women's tennis facility, which houses both squads' locker rooms, training room, offices and more. New tennis courts were completed in 2016 as well.

Facilities have received a number of facelifts since Director of Athletics Terry Mohajir's arrival in 2012, making sure that the athletic department's "front door" and other sports areas possess a first-class appearance.

A-State has completed, is in the process of completing and has committed a combined \$60 million in construction and facility renovations since Mohajir's arrival, including stadium lighting and seats at Centennial Bank Stadium. Also included in the upgrades have been renovations and updates inside the A-State Football Facility and weight rooms and locker rooms. Renovations to the training rooms at both Centennial Bank Stadium and the Convocation Center, where new seating has also been installed, are among the completed facility projects as well.



A new 3,200 square foot women's soccer and women's tennis facility opened in 2015.

RED WOLVES FOOTBALL

AStateRedWolves.com

ARKANSAS STATE

GoDaddy Bowl 2012-15 | New Orleans Bowl 2015 | Cure Bowl 2016

BOWL
GAMES

2016
2015
2014
2013
2012
2011
2005
1970
1969
1968
1954
1952 (2)
1951




Centennial Bank Stadium



Student Activity Center



Convocation Center



Convocation Center Weight Room



RidgePointe Country Club



Convocation Center



Tomlinson Stadium and Kell Field



A-State Tennis Courts



Track & Field/Soccer Complex



Sage Meadows Golf Club

ATHLETICS FACILITIES | 185

RED WOLVES FOOTBALL

AStateRedWolves.com



TRANSFORMATION • MOMENTUM

- A vibrant on-campus community that will grow by 500 to a capacity of 3,700 with two new residence hall areas in fall 2017
 - All-time record enrollment in the fall of 2016
- Investments of over \$175 million in new facilities and major upgrades in the past five years
 - One of the nation's top-10 nursing programs according to NurseJournal.org
- Back-to-back No. 10 rankings (2016 and 2017) in U.S. News & World Report's best online MBA programs



ARKANSAS STATE

GoDaddy Bowl 2012-15 | New Orleans Bowl 2015 | Cure Bowl 2016

BOWL
GAMES

2016
2015
2014
2013
2012
2011
2005
1970
1969
1968
1954
1952⁽²⁾
1951



- A veteran-friendly campus, recognized repeatedly by Military Times magazine, sponsors one of America's oldest ROTC units, and home to the Beck PRIDE Center for America's wounded veterans
 - Public-private partnerships that include:
 - ▶ The first osteopathic medical school in Arkansas with New York Institute of Technology
 - ▶ The first American-style residential university campus in Mexico at Campus Queretaro
 - ▶ The first convention center and hotel with the Red Wolf Convention Center near Centennial Bank Stadium



ARKANSAS STATE UNIVERSITY | 187

RED WOLVES FOOTBALL

AStateRedWolves.com

2016
2015
2013
2012
2011
1986
1985
1978
1975
1970
1969
1968

Jonesboro, home of Arkansas State University, weighs in as the largest city in Northeast Arkansas. As a matter of fact, if you form a triangle by connecting Little Rock, St. Louis and Memphis, Jonesboro stands out as the largest metropolitan city in what amounts to a 17,000 square mile triangular area.

Jonesboro is a great city of over 70,000, and is always ready to welcome incoming A-State students from the moment they arrive in town. The booming community has matured over the past half century into a regional center for cultural, educational, industrial, commercial, agricultural, communication, transportation, recreational and medical interests. It contains almost every convenience of a big city and every comfort of a small town.

The community is alive with cultural events such as the art exhibitions, theatrical and musical productions, not only on campus but in the city itself through the Jonesboro Fine Arts Council, NEA Foundation of Arts, the Forum and the Northeast Arkansas Symphony.

Jonesboro is also the medical hub of northeast Arkansas and southeast Missouri, with two major hospitals and countless medical professionals. The city is also a shopping mecca, offering a modern business district as well as quaint downtown antique shops and restaurants. The \$100 million Mall at Turtle Creek recently opened with more than 100 stores.

One of the five largest cities in Arkansas, Jonesboro is located between the vast and fertile Mississippi River and the cultural and scenic

ARKANSAS STATE

GoDaddy Bowl 2012-15 | New Orleans Bowl 2015 | Cure Bowl 2016

richness of the Ozark Mountains. It is nestled about 70 miles west of Memphis, Tennessee, on the gentle slopes of Crowley's Ridge.

Jonesboro is a comfortable one hour drive from Memphis, two hours from Little Rock and four hours from St. Louis. The city and University have meshed resources in recent years and have truly become the "capital" of the northeast quadrant of the state.

Northeast Arkansas is a recreation haven for the person who enjoys water sports, fishing, hunting, and boating as well as the joys of unspoiled nature. Jonesboro and the surrounding area have an abundance of lakes, rivers, ponds, streams and forests to serve as nature's playgrounds for the avid outdoors person.



BOWL
GAMES
2016
2015
2014
2013
2012
2011
2005
1970
1969
1968
1954
1952 (2)
1951



Jonesboro Mayor Harold Perrin has issued numerous official proclamations at Jonesboro City Council meetings recognizing the Red Wolves for their accomplishments, including during the 2015 season for their appearance in the GoDaddy Bowl (pictured).

JONESBORO | 189

RED WOLVES FOOTBALL

AStateRedWolves.com

ARKANSAS STATE

Sun Belt Conference Champions

2011

2012

2013

2015

2016

Already a long-time leader in innovation and progressive thinking in the world of intercollegiate athletics, the Sun Belt Conference also continues to establish itself as a force to be reckoned with on the playing field.

The Sun Belt is in its fifth decade as a vibrant and vigorous part of the collegiate landscape, and has never shied away from taking a leadership role among conferences in its efforts to provide better experiences for its member schools, its student-athletes and coaches, and for its fans and followers. After all, this is the league that inaugurated college basketball's shot clock and was the first to partner with a fledgling cable television entity whose ESPN moniker was unknown at the time.

Innovation is a great thing, but the just-completed 2016-17 athletic season also showed that the Sun Belt Conference takes a back seat to no other league in its competitive balance and in proving itself deserving of its status as a member of the NCAA's highest conference tier.

At no time was league athletic success more obvious than during the 2016 football season, when the Sun Belt broke out and fulfilled much of the promise that league founders and its members envisioned when the league inaugurated the sport just after the new millennium.

Last season, Sun Belt members participated in six bowl games, a 50 percent increase in the league's former high-water mark and only a decade removed from a "one-bowl league" moniker in its formative years. More importantly, Sun Belt teams didn't just get to bowl games. They won them, again in record numbers.

The league finished 4-2 in the postseason, with more bowl wins than leagues such as the Big Ten and Pac-12. Only two leagues (the ACC and the SEC) won more games, and only the ACC's 8-3 bowl record ranked higher than the Sun Belt's winning percentage. Had ACC member Clemson not won the College Football Playoff Championship game, the Sun Belt would have shared the country's best bowl win ratio.

The Sun Belt also had the most wins and best win percentage among the "Group of Five" peer conferences, including victories over teams in the two top-rated leagues in the final computer rankings.

"The bowl season definitely validated the very strong regular season that we had," said Sun Belt commissioner Karl Benson. "It proved what we've been saying all along. The overall credibility of the Sun Belt is on the rise, and our members and fans that have been expecting to see positive results out of the league are now seeing that."

The postseason wins by Arkansas State over Central Florida in the AutoNation Cure Bowl, Appalachian State over Toledo in the Raycom Media Camellia Bowl, Troy over Ohio in the Dollar General Bowl and Idaho over Colorado State in the Famous Idaho Potato Bowl helped the league double its previous single-season bowl victory high (two). Appearances by Louisiana in the R+L Carriers New Orleans Bowl - a bowl partner of the Sun Belt for the 16th straight year - and by South Alabama in

the NOVA Home Loans Arizona Bowl helped make the Sun Belt a highly visible part of the bowl season.

The wins by Appalachian State and Arkansas State on the Dec. 17 start of bowl season meant the Sun Belt had matched its previous record for bowl wins by sundown on opening day.

"Our teams stepped up this year," Benson said. "To go from two bowl games to five bowl tie-ins in a five-year period, for our teams to deliver like they have, and to throw television in there for the huge growth of people watching Sun Belt football, we had a banner year and it all came to a pinnacle in the bowl season."

The bowl success was the crowning jewel of a season full of football successes for a conference that only began the sport in the 2001 season and became the first and still only already-existing league to inaugurate football. The Sun Belt ranked third in the final conference computer rankings among the "Group of Five" - ranking well ahead of the Mid-American Conference and Conference USA, and giving the league a significant financial boost through payouts from the College Football Playoff. The league also moved into third among the five in the four-year average computer ranking of conferences.

Troy became the first league school to crack the Associated Press Football Top 25 during the season, reaching No. 25 on Nov. 14 as part of a five-win improvement over 2015. South Alabama also provided a milestone with a victory over a nationally-ranked opponent when the Jaguars topped No. 19 San Diego State on the road in early October.

All that success comes as the league finalizes its football transition this season, with Idaho and New Mexico State's football-only memberships ending at the conclusion of the 2017 season and new league member Coastal Carolina becoming a full-fledged football member this fall. Next year, the Sun Belt will compete in football divisions for the first time and will stage its first-ever championship game at the end of the 2018 season.

"We are very excited going forward in football," Benson said. "Having our championship game next year only increases what we already have going. The footprint of this league was done to ensure long-term success and sustainability, and with the membership structure we now have in Texas, Louisiana, Arkansas, Alabama, Georgia and the Carolinas, that footprint is set up for even more success."

The Sun Belt gained much notoriety and notice during the past football season, but that was by no means the league's only hallmark during the past year. Men's basketball - the league's symbol of success in its formative years - had its highest conference RPI in more than a decade with a No. 13 national finish, and conference members found success in several NCAA postseason events.

Those league successes have been more public in recent years, in part because the Sun Belt itself has been progressive and in the forefront of "new media" and internet-based advancement. The league continues to adapt to the ever-changing

ARKANSAS STATE

GoDaddy Bowl 2012-15 | New Orleans Bowl 2015 | Cure Bowl 2016

BOWL
GAMES

2016
2015
2014
2013
2012
2011
2005
1970
1969
1968
1954
1952⁽²⁾
1951

world of collegiate athletics and continues the process of evolving to better serve its membership, keeping the pledge it made at its founding to be a league of opportunity. Athletic and academic programs who have shown progressive thinking and the desire to improve have always found a home in the Sun Belt.

Opportunities also extend to the league's student-athletes, for whom Sun Belt institutions are leaders in providing career services and the tools to assist in the pursuit of personal goals. Sun Belt members all employ fulltime academic advisors and have on average nearly two dozen tutors for academic support. During the recent 2015-16 academic year, Sun Belt member institutions awarded over \$50 million in scholarships to more than 3,100 student-athletes, while also providing life experiences such as team building, domestic and foreign travel, community service, mentoring and recognition through honors and awards.

Individual opportunities also extend between the lines and on the fields and courts of competition. The Sun Belt had 40 players on active NFL rosters during the past season, with representation on 23 of 32 NFL clubs.

The league became one of seven conferences nationwide to have back-to-back first-round selections in the NBA Draft when Louisiana's Elfrid Payton went No. 10 overall to the Orlando Magic in 2014 and Georgia State's R. J. Hunter was the No. 28 pick of the Boston Celtics the following year.

The Sun Belt has nationally-respected programs in nearly every NCAA sport offering and remains a fixture on the national scene while remaining heavily involved in the conduct and competition of college athletics. But it also provides opportunities for success on many unique and different levels. In athletic parlance, the Sun Belt has "upside," and its motto of "Together We Rise" is just as applicable now as when it was founded as a home to some of the nation's premier mid-major basketball programs.

In its very first year, one of those programs reached the pinnacle of NCAA men's basketball competition when UNC Charlotte earned a berth in the Final Four. That type of success set the bar very high, but the league's four-decade history is sprinkled with landmark success in all seasons.

In the spring, baseball and softball continue to put the league in the national spotlight with deep runs in postseason play and high visibility in national polls. Louisiana's baseball team ranked No. 1 nationally in the final third of the 2014 season and reached the NCAA Super Regional round in 2014 and 2015, while its softball team has advanced to Super Regional play five times in the last six seasons including a trip to the 2014 Women's College World Series. More recently, new member Coastal Carolina reigned supreme at the pinnacle of college baseball, winning the College World Series only one year ago in the 2016 season.

Just as important as on-field success, the Sun Belt's commitment to academic excellence remains a league symbol. The league's record book for grade-point averages and academic honors is a

constantly-changing document, seemingly with each year's success outdoing the previous year. This past spring, a record 23 league programs were recognized for outstanding performance in the classroom, with those teams earning NCAA Public Recognition Awards for APR scores in the top 10 percent nationally.

It was the third consecutive year the Sun Belt has broken its record for teams honored.

The strength of any league is its membership, and the Sun Belt added to its strength when Coastal Carolina joined in all sports except football in July 2016. CCU is in the middle of a transition to the Football Bowl Subdivision and will be in its first year of full FBS member membership in 2018, but will compete for the Sun Belt football championship this season even though not eligible for postseason play until 2018.

Coastal joins Appalachian State, Arkansas State, Georgia Southern, Georgia State, Louisiana, ULM, South Alabama, Texas State and Troy to give the league 10 football members and enable the Sun Belt to inaugurate divisional football play and stage a conference championship game in 2018.

Little Rock and UTA compete as Sun Belt members in all sports other than football, helping give the conference a mix of the "old" and the "new." Long-time league members, including charter member South Alabama's distinction in being a Sun Belt member since its founding in 1976, continue to have success, and a solid corps of conference newcomers continue to make their marks on league and national levels.

The "old" and "new" mix also gives the league vitality and diversity among its membership across the South. The mix of regions and regional cultures provides a rare opportunity for student-athletes and staffers to experience many environments, and the chance to experience that diversity without leaving their own campuses. The Sun Belt is also noteworthy for its attempts to make each of its championship events in every sport a special moment in the lives of its student-athletes and its many fans and followers.

Many individuals from Sun Belt institutions have brought distinction to their alma maters, and not just in athletics. For every All-Pro linebacker DeMarcus Ware (Troy) and NFL Man of the Year Charles Tillman (Louisiana), and for every World Series MVP David Freese (South Alabama) hailing from Sun Belt schools, there are also U.S. presidents (Lyndon Johnson, Texas State), business icons (Chick-fil-A president Daniel Cathy, Georgia Southern), nationally known entertainers (Tim McGraw, ULM and Ludacris, Georgia State), and even royalty (Miss America Debbye Turner, Arkansas State).


These proud alumni, as well as those who represent the dozen league institutions, are proof that the Sun Belt Conference is a league of excitement, a league of opportunity, and one that continues to provide the promise of success with each coming sunrise.

SUN BELT CONFERENCE | 191

RED WOLVES FOOTBALL

A State Red Wolves.com

BOARD OF TRUSTEES



Ron Rhodes (Chair)
Cherokee Village, Ark.



Dr. Tim Langford (Vice Chair)
Little Rock, Ark.



Niel Crowson (Secretary)
Jonesboro, Ark.



Stacy Crawford
Jonesboro, Ark.



Price Gardner
Little Rock, Ark.

UNIVERSITY VICE CHANCELLORS



Dr. Lynita Cooksey
Vice Chancellor
Academic Affairs and Provost



Dr. Len Frey
Vice Chancellor
Finance and Administration



Dr. Jason Penry
Vice Chancellor
University Advancement



Dr. Rick Stripling
Vice Chancellor
Student Affairs

INTERCOLLEGIATE ATHLETICS COMMITTEE



Dr. Karen McDaniel
IAC Chair
Faculty Athletics Representative

The Intercollegiate Athletics Committee (IAC) was formed in the spring of 1997.

The IAC reviews and makes recommendations on issues involving the welfare of student-athletes, the role of athletics in campus life, and the athletics program's compliance with the university, conference, and NCAA regulations; serves as a search advisory committee for key athletics program personnel; reviews the role of existing and potential sports programs; and reviews the athletics budget. The committee reports to the Chancellor.

Membership consists of four students appointed annually by the Student Government Association (one should be a student-athlete); four faculty appointed by the Faculty Senate (staggered two-year terms); one Faculty Athletic Representative appointed by the Chancellor (two-year term); one executive staff member appointed by the Chancellor (two-year term); the Dean of University College; two staff members appointed by the Staff Senate (staggered two-year terms); Student Government Association and Student Activities Board presidents; and representatives from the following external organizations: Alumni Association, Red Wolves Foundation, Lettermen's Club, and the Jonesboro Regional Chamber of Commerce ASU Committee. The Director of Intercollegiate Athletics and the Senior Woman Athletic Administrator serve as ex-officio, nonvoting members. The chancellor appoints a chair at the beginning of each academic year.



Dr. Charles Welch serves as president of the Arkansas State University System and is one of the state's leading advocates for higher education.

Dr. Welch was named the second president of the ASU System in November 2010 and officially began his new position in April 2011. He is the youngest person to ever serve as president or chancellor of an Arkansas community college, and is the youngest university president in Arkansas.

During his tenure, Dr. Welch has hired new chancellors for all five of the system's main campuses. Among the system's major expansion initiatives under his leadership are the merger of Mid-South Community College in West Memphis; the August 2016 opening of NYIT College of Osteopathic Medicine at Arkansas State, which will be the state's second medical school; and development of the first U.S.-style university campus in Mexico, which will open this fall. Additionally, the ASU System office was relocated to Little Rock and expanded to enhance its statewide exposure and position in higher education leadership at the State Capitol.

Dr. Welch is chairman of the board of the Arkansas Association of Public Universities, as well as co-chair of the executive council of the Arkansas

Department of Higher Education. He previously served as president of Henderson State University, chancellor of the University of Arkansas Community College at Hope; vice chancellor for academic affairs at ASU-Beebe; and dean of university studies at Pulaski Technical College. Welch also worked at the University of Arkansas at Little Rock and has served as an instructor of education and political science at three different colleges in Arkansas.

A native of Jonesboro, Dr. Welch was a first-generation college student and the first member of either side of his extended family to receive a graduate degree. He received a Bachelor of Arts degree in political science from the University of Arkansas, where he served as president of the student body. He received a Master of Arts degree in political management from George Washington University and a Doctor of Education degree in higher education administration from UALR.

His experience in the governmental affairs arena includes serving as a White House intern and on the staffs of U.S. Sen. David Pryor and then-U.S. Rep. Blanche Lincoln.

He is a past president of the Arkansas Association of Two-Year Colleges, is a former board member for the Arkansas Sheriffs' Youth Ranches, and was inducted into the Arkansas Boys State Hall of Fame. AY Magazine named Welch as one of the "Powerful Men of 2013", and in 2005, Arkansas Business selected Welch to "40 Under 40," which profiled 40 "intriguing business and political leaders under age 40." He also has been active in the communities where he has worked, serving on a variety of local and regional boards and committees.

Dr. Welch and his wife, Mandy, are the parents of three daughters: Wheatley Grace, Emma Caroline, and Ava Claire.

ARKANSAS STATE

Sun Belt Conference Champions | 2011 | 2012 | 2013 | 2015 | 2016



Kelly Damphousse became Chancellor of Arkansas State University on July 1, 2017, thanks to a personal email. An academic administrator at the University of Oklahoma since 2004, Damphousse (DAM-fiss) was serving as the Dean of the College of Arts and Sciences. He and his wife Beth were the family in residence at OU's freshman Headington Hall. In addition to enjoying teaching "Introduction to Sociology" to 700 first-year students each year, he was the Sooners' Big 12/NCAA Faculty Athletic Representative.

Then, he got that email.

The last person to say so, Damphousse over the years had become a highly sought-after, but "thanks, not interested," recruit of numerous president or chancellor searches. He'd seen his share of head-hunter pitches. But on that day, there was a personal message from the President of the Arkansas State University System. Chuck Welch explained how he was convinced Kelly Damphousse was the man for the job at A-State.

A personal touch with students, faculty, staff, alumni, and members of the Norman community was Damphousse's hallmark. His emphasis on placing students first became apparent during his campus visit to A-State in May 2017. The A-State Staff Senate heard the message and made "Every Red Wolf Counts" t-shirts that welcomed him and

Beth when they were introduced later that month.

His self-effacing humor and a lifetime spent relating to individuals regardless of the job led him to Jonesboro to become the third permanently appointed Chancellor of Arkansas State, the sixth to hold the title since it was instituted in 2006. Damphousse joins the line of successors to the university's founding leader, V. C. Kays, from 1909 as the 13th chief executive of the institution.

Raised in a small fishing village in northern Canada, Damphousse attended Lethbridge Community College where he earned an associate's degree in law enforcement in 1982. A failed professional hockey tryout foiled one of his two early life ambitions, a career as a goalie in the NHL. His degree was the starting point for his other goal: becoming a Royal Canadian Mounted Police officer. As he likes to say, three years in prison at the Alberta Correctional Service where he served as a correctional officer re-focused his dream of becoming a Mountie.

Heading south, Damphousse enrolled at Sam Houston State University in Huntsville, Texas, where his life was changed forever. Along with completing his bachelor's in criminal justice, specializing in law enforcement and police science in 1987, he met Beth Smith, a College Station native who, in Kelly's words, "neither wanted to marry a cop or a Canadian." After a brief stint as a security manager for Macy's in Atlanta and New Orleans, he returned to graduate school at Texas A&M University where he discovered Satanism.

Actually, it was his thesis on the etiology of youthful Satanism that earned him his master's in sociology in 1991. After completing his master's degree, he progressed into drug use at A&M, completing his doctorate under Howard Kaplan, the director of the laboratory for the Studies of Social Deviance, and examined in his dissertation the long-term consequences of using drugs.

He began his university career as an assistant professor in the Department of Justice Sciences at the University of Alabama at Birmingham in 1994, and then returned to his alma mater of Sam Houston State one year later as an assistant professor in the College of Criminal Justice.

Damphousse moved to OU in 1997 as member of the Department of Sociology,

RED WOLVES FOOTBALL

AStateRedWolves.com

where he directed several research projects, most notably the "American Terrorism Study" with Brent Smith of the University of Arkansas. He also worked on the Arrestee Drug Abuse Monitoring project in Oklahoma City and Tulsa, and the first-ever field test of voice-stress analysis deception detection software. Damphousse was the principal investigator or co-principal investigator on 42 projects at Oklahoma and Sam Houston State.

The co-author with Smith and Jeffrey Gruenewald of the forthcoming 2018 book, *Patterns of American Terrorism*, Damphousse also served as the co-editor of *Social Science Quarterly*, volumes 92 through 97. He has authored or co-authored 26 peer-reviewed articles in scholarly publications, 31 book chapters and 20 peer-reviewed technical reports.

Becoming associate dean in 2004, he

was appointed the interim dean of CAS at Oklahoma in 2013. Damphousse was made the permanent dean in 2014. As the leader of OU's largest and oldest college, Damphousse led the first college-wide strategic planning exercise as well as assisting faculty and staff in the raising of more than \$30 million in private giving.

He and Beth have two daughters who are both graduates of Oklahoma. Kayleigh, a 2014 sociology graduate, earned a master's degree at Kansas, and is now the assistant director for retention and persistence at the University of Florida. Kristen, a 2016 biology graduate, is at Emory University working on her master's degree in public health. The Damphousses are also the proud parents of Maple Leif, a standard poodle and lab mix, who serves as the First Dog of A-State and tweets at @MapleLeifDamp.



Dr. Kelly Damphousse became Chancellor of Arkansas State University on July 1, 2017

ARKANSAS STATE

Sun Belt Conference Champions

2011

2012

2013

2015

2016



Terry Mohajir became the 11th Director of Athletics in A-State history on September 19, 2012, and since that time the Red Wolves have enjoyed unprecedented overall success academically, competitively and financially.

Since being named director of athletics, Mohajir (pronounced MO-HODGE-ER) has adopted an "ALWAYS RISING" slogan as an expansion on the popular "RED WOLVES RISING" campaign. With that theme in mind, the Arkansas State alumnus has instituted sweeping changes, created new policies, produced record-breaking fundraising totals, overseen significant facility upgrades, almost doubled the athletics department budget and implemented creative philosophies that have put the Red Wolves on course to strengthen their national brand. During his watch, the Red Wolves have accomplished numerous firsts in both academics and athletics accomplishments, but the Red Wolves' passionate and energetic leader continues to reinforce his belief that "our accomplishments of today become our expectations of tomorrow."

A-State has claimed 13 conference championships under Mohajir, including three Sun Belt football titles (2012, 2013, 2015 and 2016) and league crowns in volleyball (2015), men's indoor (2015) and outdoor (2016) track and field, women's bowling (2016), women's basketball (2014 and 2016), women's indoor (2013) and outdoor (2015) track and field and women's cross country (2014).

Arkansas State had its first female student-athlete ever win an individual national championship and its women's athletics program claimed its highest finish all-time in the Capital One Cup standings, earning two prestigious "Top-50" awards for ranking No. 44 among all NCAA Division I programs during 2013-14 and No. 45 in 2015-16. The No. 44 ranking was the highest ever by a Sun Belt Conference women's program.

The 2013-14 athletics year also saw A-State enjoy its highest ever finish in the Learfield Sports Director's Cup standings, ranking No. 1 in the Sun Belt Conference and No. 83 in the nation among 297 schools. The Red Wolves' finish not only set a school record, it topped the program's previous high of No. 134 set in 1999-2000 by 51 places. A-State posted its second highest finish ever in the standings in 2015-16, and, most recently, again led the Sun Belt Conference in 2016-17.

During Mohajir's tenure, A-State has won four football conference championships with three different head coaches, including Gus Malzahn, Bryan Harsin and Blake Anderson. His hires have been heralded by the national media as some of the best in the country.

Mohajir has responded well with coaching transitions. Carrying out one of his first major acts as athletics director, he appointed an interim head football coach and kept the entire assistant coaching staff in place for the 2013 GoDaddy.com Bowl. The Red Wolves went on to claim their first bowl victory since 1970 and their first win over a top-25 ranked opponent since joining the FBS in 1992. Faced with a head football coaching change following the next season as well, Mohajir guided A-State through the process again by keeping the assistant coaching staff in place and giving the Red Wolves everything needed in order to pick up a second consecutive GoDaddy Bowl win.

Mohajir has successfully guided A-State through coaching changes in other sports as well. He appointed Mike Hagen head men's golf coach prior to the 2015-16 season, and he was promptly named the Sun Belt Conference Coach of the Year. Mohajir's most recent hire, Mike Balado, was previously the lead assistant at one of the elite men's basketball programs in the nation in Louisville and is considered one of the top up-and-coming head coaches in the nation. He replaced Mohajir's previous hire, Grant Mc-

Casland, who led the Red Wolves to 20 regular-season victories to tie the school record in his lone year with the program.

Six different coaches at A-State since Mohajir's arrival have been named either a Sun Belt Conference Coach of the Year or national Coach of the Year a combined 12 times.

The value he places on the student-athlete has been evident, creating the inaugural A-State Awards held at the end of each year to celebrate both their academic and athletic accomplishments. He was behind the development of a student-advisory group that encompasses everything from a student-athlete mentorship program to fostering leadership in the community. The Red Wolves Leadership Academy program (RWLA) was designed with the sole purpose to obtain 100 percent job placement for all the athletics department's student-athletes upon graduation, and that key initiative has been achieved the last three years in a row.

The RWLA continues to strengthen with a new study abroad component added to foster global awareness, which is often cited by employers as a positive attribute they seek. The study abroad program was designed to allow students the ability to make themselves more marketable in the workforce. The summer of 2015 saw Arkansas State student-athletes take part in the first study abroad program offered by any university and their athletics department in the nation. The program goes hand-in-hand with the RWLA's primary purpose to obtain 100 percent job placement for all its graduating student-athletes.

The Red Wolves also saw their academic performance reach an all-time high during record-setting 2013, 2014, 2015 and 2016 fall semesters, which saw student-athletes achieve the best four ever all-department GPA's in consecutive years. A-State achieved a 3.083 all-department GPA in the fall of 2016. The 2016 fall semester featured a school-record 216 student-athletes named to the Athletics Director's Honor Roll. The athletics department also posted its best ever department-wide APR score each of the last two years, according to the latest data.

Additionally, the Red Wolves' have made a strong commitment to cost of attendance, appropriating funds for all student-athletes that is in the top 15 percent of all FBS schools.

Mohajir's candid media interviews and engaging public speaking appearances have captivated the Red Wolves fan base, but his actions in a short amount of time have also reflected his vision to take A-State Athletics to new heights.

The primary development arm of A-State Athletics, formerly known as the Red Wolf Club, has been renamed the Red Wolves Foundation and a new logo has been introduced as part of a rebranding effort. The changes have been in conjunction with new and exciting initiatives that have been put in place, designed to make a significant impact on donor relations and fundraising opportunities. The positive results are evident with a 300 percent increase in the foundation's annual fund revenue, while capital facilities fundraising is at an all-time high as well. A-State has also achieved its highest spot ever in the Collegiate Licensing Company's (CLC) rankings and set school records for both football total season ticket sales and season ticket revenue. Not only that, A-State is ranked 21st among the schools in the Group of 5 conferences in self-generated revenue.

The athletics department's budget has increased from \$15.9 million in Mohajir's first year to \$43.1 million (FY 2016), representing an increase of 171 percent. A-State Athletics placed among the top 10 programs in the nation in each of the four most recent Excellence in Management Cup standings, which annually reviews the nation's athletics departments in regards to maximizing fiscal resources while providing results in the form of championship victories.

The growth of A-State's brand under Mohajir led to signing a new 10-year agreement in 2016 with Learfield Sports, one of the multimedia industry leaders, which will generate unprecedented revenue in the athletics department's history. Arkansas State, in the fall of 2016, also entered a new seven-year partnership with adidas that is the most lucrative apparel-based contract in school history and makes it an elite adidas program.

RED WOLVES FOOTBALL

AStateRedWolves.com

ARKANSAS STATE

GoDaddy Bowl 2012-15 | New Orleans Bowl 2015 | Cure Bowl 2016

BOWL GAMES

2016
2015
2014
2013
2012
2011
2005
1970
1969
1968
1954
1952 (2)
1951

DIRECTOR OF ATHLETICS TERRY MOHAJIR | 197

Mohajir has made it a point to engage the fan base, stressing the importance of fan experience through avenues such as courtside seating at basketball games, enhancing game-day atmosphere and ensuring that staff go out of their way to extend every fan their assistance. Also among the changes in this area was the installation of a new approximately 1,600 square foot LED Daktronics scoreboard at Centennial Bank Stadium.

Facilities have received a number of facelifts since Mohajir's arrival as well, making sure that the athletic department's "front door" and other sports areas possess a first-class appearance. A-State has completed, is in the process of completing and has committed a combined \$60 million in construction and facility renovations since Mohajir's arrival, including stadium lighting and seats at Centennial Bank Stadium, new tennis courts and a new outdoor track. Also included in the upgrades have been renovations and updates inside the A-State Football Facility and with weight rooms, locker rooms and training rooms at both Centennial Bank Stadium and the Convocation Center, where new seating has been installed.

The Red Wolves Foundation received a \$5 million gift commitment from alumnus Johnny Allison for a renovation to its "Centennial Expansion," and it is the largest individual donation in A-State Athletics history. The construction and renovation project to the stadium's press box and west-side concourse covered 40,000 square feet and cost \$26 million.

Additionally, a 78,000-square foot Student Activity Center (SAC), which also serves as an indoor practice facility for A-State sports, has been constructed on the north side of Centennial Bank Stadium. The approximate cost was \$11 million for construction of the center and the relocation of the soccer complex.

He is currently overseeing the fundraising efforts for a \$26-million football facility project in Centennial Bank Stadium's north end zone as well.

Committed to Title IX and gender-equity initiatives, A-State has worked to improve coaching staff sizes and salaries, operation funding and facilities under Mohajir. Among the upgrades, A-State has completed a new women's soccer and women's tennis facility, which houses both squads' locker rooms, training room and more. A new women's bowling locker room, lounge and pro shop have also been constructed.

His philosophies on scheduling have been well documented, and they have resulted in home-and-home games with nationally-prominent programs such as Missouri and Miami for the first time in A-State history. He has capitalized on the Red Wolves recent success by gaining additional games against teams such as Southern Cal, making A-State the first Sun Belt program to schedule a football contest against the Trojans.

Mohajir was appointed as the Sun Belt Conference's representative on the inaugural College Football Playoff Athletic Director's Advisory Board, acting as one of 10 athletics directors from FBS conferences on the board. He was also asked to serve on the NCAA Division I Championships Cabinet and the NCAA Division I Football Issues Committee. Mohajir was one of six athletics directors appointed to the NCAA Division I Football Ad Hoc Recruiting Working Group, which was formed to conduct a comprehensive review of Division I football recruiting legislation.

Additionally, he is scheduled to be a guest panelist at Knight Commission public meeting May 1, 2017, at the National Press Club. Speaking alongside fellow panelists such as Big 12 Commissioner Bob Bowlsby, Conference USA Commissioner Judy MacLeod, Missouri Valley Football Conference Commissioner Patty Vivirito and Don Yee of Yee & Dublin Sports, LLC, Mohajir will discuss "The Future of College Football: A Focus on Finances and Player Benefits and Protections."

Mohajir continues to evaluate and process information to complete a national-branding campaign, but has already started building a strong foundation for the future of A-State Athletics.

Mohajir's career path went through three other NCAA Division I institutions, including the University of Missouri-

Kansas City, Florida Atlantic and Kansas, before leading him back to his alma mater.

Mohajir's wealth of experience, history of success working with a university in A-State's current conference and his noted accomplishments at a BCS automatic qualifying school made him a clear choice to take over the reins at Arkansas State.

Mohajir has gained national respect in collegiate athletics while working with some of the finest administrators and coaches in the country, such as former FAU, Louisville, Miami and Oklahoma head football coach Howard Schnellenberger.

The Overland Park, Kansas native has been involved with major fundraising campaigns at multiple universities, while also overseeing corporate sales, marketing promotions and ticket sales. Prior to A-State, he most recently served 16 months as Kansas' Senior Associate Director of Athletics and Chief Marketing Officer. Prior to his time with the Jayhawks, he spent a seven-year stint as Florida Atlantic's Senior Associate Director of Athletics for External Relations from 2004-11 after working at UMKC from 1997-2004 as its Assistant Director of Athletics for External Relations.

Mohajir worked at Kansas in a variety of capacities during two different stints, but his latest stop in Lawrence saw him assume responsibility for the Williams Education Fund that totaled over \$22 million in revenue for the fiscal year 2012. He supervised the athletics department's areas that generated over \$40 million in revenue. In addition, Mohajir oversaw Kansas' multimedia rights partnership for IMG. His most recent role as Chief Marketing Officer was heavily focused on the market strategies for the proposed football stadium renovations.

Mohajir went to Kansas from his position at Florida Atlantic, where he oversaw development, marketing, ticket sales, corporate sales and the media relations department. Foremost among his responsibilities was a fundraising campaign for a \$70 million on-campus football stadium. His astute project management helped the Owls' football program reach the 2007 New Orleans Bowl in just its fourth year as an FBS program, an NCAA record for the fastest start-up program to go to a bowl game. During his tenure, FAU's athletics department enhanced its major gift program 800 percent, Owl Club giving increased 400 percent and special-events revenue increased 150 percent.

Mohajir's original connection to KU dated back to the early 1990's, when he was a graduate assistant, an assistant offensive line coach and game-day special team's football coach for the Jayhawks (1993-96). He left Kansas in 1997 but didn't go far, staying in the Kansas City area to take over his administrative position with the newly-created Division I UMKC Athletics program. There he supervised marketing and promotions, sports information, fundraising, radio and TV contracts, corporate sales, tickets, event operations, sports medicine, strength and conditioning and men's soccer.

Under his leadership, the Kangaroos saw dramatic increases in endowment, sponsorships, ticket revenue and its donor base. One of his more visible accomplishments at UMKC was the fundraising and construction efforts for a new training room and strength and conditioning center.

During his time as an assistant coach at Kansas, Mohajir was on the staff that beat UCLA in the 1995 Aloha Bowl and had a final ranking of No. 9 in the AP poll. He was also a football ticket sales and promotions account executive for Kansas Athletics and earned a master's degree in sports management at KU in 1997.

Mohajir graduated from Arkansas State University with a major in sports management and a minor in business marketing in 1993. He was a starting safety on A-State's football team.

Mohajir is married to the former Julie Hammond and they have two daughters, Maria (16) and Molly (14), and son, Marco (9).

RED WOLVES FOOTBALL

A State Red Wolves.com

ARKANSAS STATE

Sun Belt Conference Champions 2011 2012 2013 2015 2016

AREA CODE 870

ATHLETICS	972-3880
ATHLETIC TRAINING	972-3342
COMPLIANCE	972-2813
DEVELOPMENT & RED WOLVES FOUNDATION	972-2401
MARKETING AND PROMOTIONS	972-3930
MEDIA RELATIONS	972-2541
ATHLETICS PERFORMANCE	972-2082
STUDENT SERVICES & ACADEMIC SUPPORT	972-2813
TICKET OFFICE	972-2781
BASEBALL	972-2700
MEN'S BASKETBALL	972-2077
WOMEN'S BASKETBALL	972-2303
WOMEN'S BOWLING	972-3876
FOOTBALL	972-2082
MEN'S GOLF	972-3411
WOMEN'S GOLF	972-2777
TRACK AND FIELD, CROSS COUNTRY	972-3350
WOMEN'S SOCCER	972-2340
WOMEN'S TENNIS	972-3876
VOLLEYBALL	972-3876

ADMINISTRATION

Terry Mohajir	Director of Athletics	972-3882
Rich Zvosec	Senior Assoc. AD for Administration	972-3005
Amy Holt	Associate AD/SWA	680-4163
Jason Martin	Associate AD for External Relations	972-2950
Karen Carter	Business Manager	972-3115
Tabitha Huskey	Administrative Asst. for Administration	972-2991
Karan Gilliland	Administrative Assistant	972-3880
Karen McDaniel	Faculty Athletics Representative	972-3430

ATHLETIC TRAINING

Ron Carroll	Head Certified Trainer	972-3923
William Rath	Assistant Athletic Trainer	972-2419
Simone Rush	Assistant Athletic Trainer	680-4009
Eric Ennis	Assistant Athletic Trainer	680-4008
Adam Norman	Assistant Athletic Trainer	680-8312
Phil Duplessy	Athletic Training GA	680-8310
Rachel Lamb	Athletic Training GA	972-3682
Nikki Frushour	Athletic Training GA	680-8309
Kortney Delafosse	Athletic Training GA	680-8308
Konstandena Brown	Athletic Training GA	680-8311

COMPLIANCE

Joel Weems	Associate AD for Compliance	972-3098
Chad Williams	Assistant Director of Compliance	972-3162
Oswin Schlenkrich	Compliance GA	972-2304
B.J. McClaren	Administrative Assistant	972-2304

DEVELOPMENT AND RED WOVES FOUNDATION

Adam Haukamp	Associate AD & Director of the RWF	972-2401
Claire Drerup	Donor Experience Coordinator	972-3126
Jeff Cummings	Annual Fund & Premium Seating, Director	972-3895
Bryan Thompson	Development Coordinator	680-4353
Carlos McCants	Development Coord. for Lettermen Relations	972-3004
Gina Winchester	Administrative Asst., Red Wolves Foundation	972-2401

FACILITIES AND EQUIPMENT

Randy Knowles	Assistant AD for Facilities & Event Management	972-2578
David Swift	Asst. Facilities & Event Management	972-2578
Colton Jackson	Facilities & Event Management GA	972-2578
Jason Jones	Equipment Manager	680-8093
Robert Marchand	Assistant Equipment Manager	680-8093
Aubrey Champion	Equipment GA	680-8093
Bobby Burton	Alt. Facilities Supervisor/Grounds & Landscape	972-2066

MARKETING AND FAN EXPERIENCE

Sam Smith	Asst. AD for Marketing & Fan Engagement	972-2943
Garret Dellwo	Dir. of Marketing, Community Outreach	972-2558
Erika Henderson	Marketing & Design GA	972-2558
Andy Geswein	Dir. of Video Content & Operations	972-9996

RED WOLVES SPORTS PROPERTIES

Erik Book	General Manager	972-2944
Nathan Garcia	Manager, Business Development	972-2944
Shayne Odum	Coordinator of Partnership Services	972-2464

SPIRIT GROUPS

Paige Pauley	Coordinator/Head Coach	972-4077
--------------	------------------------	----------

MEDIA RELATIONS

Jerry Scott	Associate AD for Media Relations	972-3405
Mark Taylor	Assistant Dir. of Media Relations	972-3547
Chris Graddy	Assistant Dir. of Media Relations	972-2707
Dennen Cuthbertson	Assistant Dir. of Media Relations	972-2541
Dustin Sullivan	Director of Digital Media	972-2682

ATHLETICS PERFORMANCE

Kaz Kazadi	Asst. AD for Athletics Performance	680-8253
Rebekah Sittig	Assoc. Dir. of Athletics Performance	972-3897
Brighton Hill	Asst. Dir. of Athletics Performance	972-3897
Ethan Gold	Dir. of Athletics Performance	972-2082
Matt Murphy	Asst. Athletics Performance Coach	972-2082
Jen Taft	Asst. Athletics Performance Coach	972-2082
Max Tilden	Athletics Performance GA Coach	972-2082

TICKET OFFICE

Haley Stout	Box Office Manager	972-2781
Teresa Ryan	Asst. Box Office Manager	972-2781
Tyler Weedon	Ticket Sales & Fan Development Executive	680-8325

STUDENT SERVICES AND ACADEMIC SUPPORT

Abby Wilson	Associate AD for Student Services	972-3356
Shaquila Lee-Reneigue	Assistant Director of Student Services	972-2302
Katharine Whitaker	Academic Coordinator	972-2721
Nate Carr	Academic Coordinator	680-4791
Brodrick Johnson	Academic Coordinator	972-3702
Crimsynn Dover	Eligibility Certification Officer	972-3831
B.J. McClaren	Administrative Asst. for Student Services	972-2304

VIDEO

Chris Rodriguez	Video Coordinator	680-8004
TBA	Video GA	680-8004

BASEBALL

Tommy Raffo	Head Coach	972-2700
Rowdy Hardy	Assistant Coach	680-4339
TBA	Assistant Coach	680-4338
Brian Solemsaas	Volunteer Assistant Coach	680-4336
Miles Clover	Director of Operations	972-2700

MEN'S BASKETBALL

Mike Balado	Head Coach	972-2077
Vince Walden	Assistant Coach	972-3512
Casey Stanley	Assistant Coach	972-2491
Mike Scutero	Assistant Coach	972-2390
Josh Pierre	Director of Basketball Operations	972-2627
Crystal Pierce	Administrative Assistant	972-2078

WOMEN'S BASKETBALL

Brian Boyer	Head Coach	972-2303
Deidra Johnson	Assistant Coach	972-3637
Aundrea Gamble	Assistant Coach	972-3583
Autumn Rademacher	Assistant Coach	972-2473
Adam Marso	Director of Basketball Operations	972-3537

WOMEN'S BOWLING

Justin Kostick	Head Coach	972-8552
Tanner Seal	Assistant Coach	972-3876

FOOTBALL

Blake Anderson	Head Coach	972-2092
Trooper Taylor	Assistant Head Coach	972-3873
Joe Cauthen	Defensive Coordinator	972-3294
Buster Faulkner	Offensive Coordinator	680-8438
Kyle Cefalo	Assistant Coach	680-8003
Brian Early	Assistant Coach	972-3872
Allen Johnson	Assistant Coach	680-8055
Norval McKenzie	Assistant Coach	680-8002
Luke Paschal	Assistant Coach	972-3716
Allen Rudolph	Assistant Coach	972-3871
Matt Ellerbrock	Football GA (LB)	972-2082
Parks Frazier	Football GA (QB)	972-2082
Michael Gibbs	Football GA (OL)	972-2082
Cedric Douglas	Football GA (DL)	972-2082
Andrew Norman	Quality Control for Special Teams	972-2082
Derrick Haney	Defensive Quality Control	972-2082
Jason Andrews	Asst. AD, Director of FB Operations	972-3874
Dave Roberson	Director of Player Personnel	680-8005
Karen Rinehart	Administrative Assistant	972-2092
Yvonne Foster	Administrative Assistant	972-2082

MEN'S GOLF

Mike Hagen	Head Coach	972-3411
Max McGrail	GA Coach	972-3411

WOMEN'S GOLF

MJ Desbiens Shaw	Head Coach	972-2708
Rachel Pollock	GA Coach	972-2708

WOMEN'S SOCCER

Brian Dooley	Head Coach	972-3195
Shannon Washington	Assistant Coach	972-8193
Jacob Schoch	GA Coach	972-3876
Daniel O'Hare	Volunteer Assistant Coach	972-3876

WOMEN'S TENNIS

Kel Lange	Head Coach	972-2795
-----------	------------	----------

TRACK AND FIELD AND CROSS COUNTRY

Jim Patchell	Head Coach	680-4001
Matt Kraft	Assistant Coach	680-4003
Matt Vining	Assistant Coach	680-4004
Jarius Cooper	Assistant Coach	680-4005
Kyle Chandler	Head Cross Country Coach & Asst. Coach	972-3793

WOMEN'S VOLLEYBALL

David Rehr	Head Coach	972-2725
Brian Gerwig	Associate Head Coach	972-3524
Ross Kessler	Assistant Coach	972-3876

RED WOLVES FOOTBALL

A State RedWolves.com



MEDIA INFORMATION | INSIDE

<i>Media Relations Staff</i>	200
<i>Media Information</i>	200-203
<i>EAB Red Wolves Sports Network</i>	204
<i>Media Outlets</i>	205
<i>Directions to Centennial Bank Stadium</i>	206

PRESS BOX: The press box at Centennial Bank Stadium is a multi-level facility located on the west side of the stadium complex. It has elevator service to the media levels used by working media representatives. The press box houses a photo deck, television booths, radio booths, sportswriters and statisticians. The press box is equipped with phone lines, high-speed internet connections and wireless internet service. Admittance to these levels is by special credentials issued only by the A-State Athletics Media Relations Department. The credential must be shown to the elevator operator.

CREDENTIALS: Requests with names should be made as far in advance as possible because of space limitations. Requests are honored from official media outlets. Requests from individuals not employed by a media outlet, including freelance photographers, will not be considered. Because of space limitations, some requests may be filled with a game ticket instead. Passes will be mailed to valid applicants as long as time permits; otherwise, they may be claimed at the "Media Will Call" window (location TBD). Spouses, dates, children (under the age of 18), and non-workers are NOT permitted in the press box. Passes must be displayed at all times during the game. A-State reserves the right to revoke passes and privileges at any time due to misrepresentation or misconduct. Credentials are not transferable. Direct ALL requests for home game credentials to the A-State Athletics Media Relations Department. Requests for road game credentials should be made to the Sports Information Director of the host institution.

MEDIA WILL CALL: If time does not permit to mail, credentials may be picked up at Media Will Call. The Ticket Office is open on game day beginning at 10:00 a.m. until two hours before kickoff. At that time, media representatives may pick up

A-STATE ATHLETICS MEDIA RELATIONS



Jerry Scott
Director
Office: 870-972-3405
Cell: 870-243-6021
jscott@astate.edu



Dennen Cuthbertson
Assistant Director
Office: 870-972-2428
Cell: 870-820-0594
mcuthbertson@astate.edu



Chris Graddy
Assistant Director
Office: 870-972-2707
Cell: 870-340-7836
cgraddy@astate.edu



Mark Taylor
Assistant Director
Office: 870-972-3547
Cell: 870-219-5705
martaylor@astate.edu



Dustin Sullivan
Director of Digital Media
Office: 870-972-2682
Cell: 870-275-8375
dsullivan@astate.edu

Main Phone/FAX: 870-972-2541/3367

Mailing Address:

P.O. Box 1000, State University, AR 72467

Delivery Address:

217 Olympic Dr., Jonesboro, AR 72401

STUDENT ASSISTANTS

Caleb Booker, Brian Cook,
Dylan Tedder

ARKANSAS STATE

GoDaddy Bowl 2012-15 | New Orleans Bowl 2015 | Cure Bowl 2016

credentials by showing a photo ID at the stadium (Gate TBD).

PARKING: Parking is available for the working media, but location was yet to be determined as of this publication's print date due to construction occurring on the north side of Centennial Bank Stadium. Parking information is available through the A-State Athletics Media Relations Department. Parking is on a first-come-first-served basis. Show the parking credential to the parking attendant and you will be allowed in the parking lot if space permits.

GAME-DAY RADIO/TELEVISION: Radio broadcasts of A-State football games are part of the EAB Red Wolves Radio Network. Stations wishing to receive the broadcasts or needing more information about the EAB Red Wolves Radio Network should contact Brad Bobo with East Arkansas Broadcasters at 870-236-363. Only the "official" radio outlet of the visiting team, as designated by the visiting sports information director, will be permitted originating privileges unless special

permission is obtained by the A-State Director of Media Relations. Radio booths are located on the press level of the press box. Both the home and visitor booths contain two dial-up lines and an ISDN line. There is also a dry pair hookup in both the home and visitor's dressing room for post-game radio interviews. For additional telephone information, contact the A-State Telecommunications Office at 870-972-2542.

SATELLITE TRUCKS: Any outlet using a satellite truck must request access and have the truck in place five hours prior to kickoff. Contact the Media Relations Office.

PHOTOGRAPHERS: Credentials are required to shoot from either the photo deck or the sidelines and are issued by the Media Relations Department. Certified photographers of newspapers, magazines, wire services and TV stations must request passes in writing. Credentials must be visible at all times. Freelance photography is prohibited. No credentials will be issued to freelance photographers.

BOWL
GAMES
2016
2015
2014
2013
2012
2011
2005
1970
1969
1968
1954
1952 (2)
1951



MEDIA INFORMATION | 201

RED WOLVES FOOTBALL

AStateRedWolves.com

ARKANSAS STATE

Sun Belt Conference Champions | 2011 | 2012 | 2013 | 2015 | 2016

Photographers are not permitted to shoot between the 25-yard lines. No one is permitted in the bench area, on the playing field or in the 12-foot area between the limit line and the sideline any time after competition begins, including timeouts. Photographers working on the field level may not obstruct the view of a ticket purchaser. No media personnel or their equipment shall be in the team area or coaching box, and no media personnel shall communicate in any way with persons in the team area or coaching box.

GAME SERVICES: Programs, notes, reference guides, flip cards, statistics, quotes, play-by-play and live statistics

(StatBroadcast) are provided. Phones are available in the press box for media use. Books of all information will be available after the game. The press box refreshment bar, with complimentary soft drinks, pregame meal and snacks, is open before and throughout the game.

LOCKER ROOM POLICY: A-State's locker room is closed to all media both at Centennial Bank Stadium and on the road. The equipment room and athletic training room are off limits to the media. Media members wishing to interview any players following the game may submit a list of players they wish to interview to the Director of Media Relations during the



RED WOLVES FOOTBALL

ARKANSAS STATE

GoDaddy Bowl 2012-15 | New Orleans Bowl 2015 | Cure Bowl 2016

game. All media members will have access to any player or coach in the designated interview area on the third floor of the A-State Football Facility.

PLAYER INTERVIEWS: All telephone or in-person interviews with any of the players must be arranged through the Media Relations Office. No player telephone numbers or housing information will be given out, but arrangements will be made for players to return calls to media members at a mutually agreed upon time. When visiting practice sessions, media members are encouraged to conduct interviews with players after practice.

PRACTICES: Practices will be announced as open or closed through the A-State Media Relations Department. Video crews wishing to film practice must notify the Media Relations Office in advance. If TV crews wish to interview a player or coach, please notify the Director of Media Relations.

WEEKLY MEDIA CONFERENCES: Media representatives are encouraged to visit with Head Coach Blake Anderson during his weekly press conference. Quotes from the press conference and game notes are available on-line (www.AStateRedWolves.com). Those wishing to receive weekly releases should send your e-mail address to the Media Relations Office. Media representatives can receive the notes through a PDF format. Notes can also be faxed to the media outlet.

VIDEO HIGHLIGHTS: The Arkansas State Department of Athletics regularly posts video from A-State football press conferences, practices and games to the department's FTP site, can send via

DropBox and are online at AStateRedWolves.com. Television stations wishing to access the FTP site to download video and sound should contact the A-State Media Relations Office.

COLLEGE PRESS BOX: Media can access notes, quotes, stats, media information and much more from Arkansas State and its opponents on the Sun Belt section of CollegePressBox.com. To access the site, visit www.collegepressbox.com. For the site's username and password, please contact the A-State Media Relations Office.

BEST TIME TO CALL HEAD COACH: If you find it impossible to attend the regular media conference with Blake Anderson, interviews can be arranged by contacting Media Relations.

INJURY INFORMATION POLICY: A student-athlete's health information is protected by federal regulations under either the Health Information Portability and Accountability (HIPPA) or the Family Educational Rights and Privacy Act of 1974 (the Buckley Amendment) and may not be disclosed without either the S-A's authorization under HIPPA or their consent under the Buckley Amendment. Authorized/consented injury information pertaining to a student-athlete shall be released to the media through the Media Relations Department after being authorized by the athletic trainer and head football coach. Team physicians may be available to offer explanation on injuries if requested by the athletic trainer and head coach. Any sideline or locker room report made to the media shall be made by an athletic trainer, team physician, or media relations staff representative.

collegepressbox.com
SINCE 2005 EVERYTHING BUT THE PRE-GAME MEAL

RED WOLVES FOOTBALL

AStateRedWolves.com

BOWL
GAMES
2016
2015
2014
2013
2012
2011
2005
1970
1969
1968
1954
1952 (2)
1951

MEDIA INFORMATION | 203

ARKANSAS STATE

Sun Belt Conference Champions | 2011 | 2012 | 2013 | 2015 | 2016



Tim Allison, Matt Stolz, Brad Bobo



The EAB Red Wolves Sports Network will broadcast every A-State football game during the 2017 season, originating from flagship station 107.9 FM (KFIN).

Calling play-by-play for the Red Wolves will be Matt Stolz, who is entering his 13th season as the voice of the Red Wolves. Stolz earned his bachelor's in Radio, Tele-

vision, Film from the University of North Texas in 2000 has over 20 years of experience in a play-by-play role.

A former A-State football standout who lettered from 1978-81, Tim Allison begins his second season as an analyst for the EAB Red Wolves Sports Network. Allison was named a 1981 All-Southland Conference selection while helping lead Arkansas State to a pair of winning seasons and the 1978 Southland Conference championship. He earned his bachelor's degree in Finance from Arkansas State University.

Brad Bobo is entering his 15th year working with the Arkansas State football radio broadcasts. Bobo, who earned his bachelor's degree from Arkansas State University in 1999, also hosts a highly-rated afternoon sports-talk show ("The Drive") on East Arkansas Broadcasters' 95.3 FM The Ticket.

EAB RED WOLVES SPORTS NETWORK

KFIN 107.9 FM Jonesboro (Flagship)	KASR 92.7 FMConway/Little Rock
KTRQ 102.3 FM Colt/Memphis	KEAZ 100.7 FMSearcy/Heber Springs
KCTT 101.7 FM Mountain Home	KWYN 102.9 FM/1400 AM.....Wynne/West Memphis
KRLW 103.1 FM/1320 AM . . Walnut Ridge/Pocahontas	KHUC 99.3 FMPine Bluff
KCCB 1260 AM Corning	KWAK 105.5 FMStuttgart
KQEW 102.3 FM Fordyce	KOOU 104.7 FMHardy
KOTN 102.5 FM Gould/Monticello	KCAB 97.1FM/980 AMDardanelle/Russellville
KAFN 93.7 FM/690 AM Benton/Little Rock	KDXE 105.5 FM/1380 AMNorth Little Rock



The Arkansas State University family lost one of their all-time greats with the passing Sept. 26, 2015, of Bill Keedy, a treasured alumnus and member of the Red Wolves' football broadcast team since 2000. Affectionately known to many simply as "Coach," the 1969 Arkansas State University alumnus spent 15 years in the booth for many of A-State's biggest games. In honor of the Arkansas Sports Hall of Fame inductee, the home radio broadcast location at Centennial Bank Stadium has been renamed the "Coach Bill Keedy Radio Booth." The Red Wolves also wore a commemorative "BK" decal on the back of their helmets in honor of "Coach."

RED WOLVES FOOTBALL

AStateRedWolves.com

ARKANSAS STATE

GoDaddy Bowl 2012-15 | New Orleans Bowl 2015 | Cure Bowl 2016

BOWL
GAMES

2016
2015
2014
2013
2012
2011
2005
1970
1969
1968
1954
1952⁽²⁾
1951

PRINT/ONLINE MEDIA

Jonesboro Sun

P.O. Box 1249, Jonesboro, AR 72403
870-935-5525 (Phone), 870-935-5823 (Fax)
sports@jonesborosun.com

Arkansas Democrat-Gazette

P.O. Box 2221, Little Rock, AR 72203
501-378-3411 (Phone), 501-375-4521 (Fax)
sports@arkansasonline.com

Associated Press

10802 Executive Center Dr., Suite 100
Little Rock, AR 72211
501-225-3668 (Phone), 501-225-3249 (Fax)

The Herald

P.O. Box 1930, State University, AR 72467
87-972-3075 (Phone), 870-910-8042 (Fax)
herald@astate.edu

Memphis Commercial Appeal

495 Union Avenue, Memphis, TN 38101
800-444-6397 (Phone), 901-529-2362 (Fax)
sports@gomemphis.com

Stephens Media Group

401 South Victory, Little Rock, AR 72201
501-374-0699 (Office), 501-374-0860 (Fax)

Paragould Daily Press

P.O. Box 38, Paragould, AR 72450
870-239-8562 (Phone), 870-239-8565 (Fax)
scoop@paragoulddailynews.com

Newport Daily Independent

2408 Hwy 367 North, Newport, AR 72112
870-523-5855 (Phone), 870-523-6542 (Fax)
sports@newportindependent.com

SportingLifeArkansas.com

6834 Cantrell Road, STE 367 Little Rock, AR 72207
888-825-2062 (Phone)
simon.lee@sportinglifearkansas.com

AStateNation.com

501-680-7335 (Phone)
jeff@arkst.com

RedWolfReport.com

870-370-6410
luke@arkansasvarsity.com

TELEVISION

KAIT-TV (ABC)

P.O. Box 790, Jonesboro, AR 72403
870-931-8888 (Phone), 870-933-8058 (Fax)
sports@kait8.com

ASU-TV

P.O. Box 2160, State University, AR 72467
870-972-3070 (Phone), 870-972-3828 (Fax)
ccpillow@astate.edu

KARK-TV (NBC)

1401 West Capitol Ave., Suite 104
Little Rock, AR 72201
501-340-4444 (Phone), 501-375-1961 (Fax)
sports@kark.com

KATV-TV (ABC)

401 South Main, Little Rock, AR 72201
501-372-7777 (Phone), 501-324-7546 (Fax)
sports@katv.com

KTHV-TV (CBS)

8th & Izard, Little Rock, AR 72203
501-244-4572 (Phone), 501-376-1645 (Fax)
sports@todaysthv.com

KLRT-TV (FOX)

10800 Colonel Glenn Road, Little Rock, AR 72204
501-217-4257 (Phone), 501-227-0855 (Fax)
sports@fox16.com

WREG-TV (CBS)

803 Channel 3 Drive, Memphis, TN 38104
901-527-9336 (Phone), 901-577-0198 (Fax)
glenn.carver@wreg.com

WMC-TV (NBC)

1960 Union Avenue, Memphis, TN 38104
901-726-0416 (Phone), 901-278-7633 (Fax)
jgreer@wmcstations.com

WHBQ-TV (FOX)

485 S. Highland Street, Memphis, TN 38111
901-320-1313 (Phone), 901-320-1366 (Fax)
matt.stark@foxtv.com

WPTY-TV (ABC)

2701 Union Extended, Memphis, TN 38112
901-323-2430 (Phone), 901-452-1820 (Fax)
eyewitnessnews@abc24.com

RADIO

KASU (91.9 FM)

P.O. Box 2160, State University, AR 72467
870-972-3070

EAST ARKANSAS BROADCASTERS

403 West Parker Road, Jonesboro, AR 72401
KWHF (95.9 FM), 870-934-5009
KBTM (1230 AM & 101.3 FM), 870-935-5597
KFIN (107.9 FM), 870-932-1079
KIYS (101.7 FM), 870-935-5598
KNEA (970 AM & 95.3 FM), 870-932-8400
95.3 FM The Ticket, 870-930-3367

JONESBORO RADIO GROUP

314 Union, Jonesboro, AR 72401
KDXY (104.9 FM), 870-933-8800
KEGI (100.5 FM), 870-934-5009
KJBX (106.3 FM), 870-933-8800
KDXY-HD2 (107.5 FM), 870-933-8800
KJBX-HD2 (98.5 FM), 870-933-8800
ESPN Radio (92.7 FM), 870-933-8800
KKSP The Source (93.3 FM) 501-823-0933
400 Hardin Rd, Little Rock, AR 72211
KPOC/KRLW (106.3 FM & 1320 AM), 870-886-6666
P.O. Box 508, Pocahontas, AR 72455
KABZ (103.7 FM The Buzz), 870-886-6666
2400 Cottondale Lane, Little Rock, AR 72202
ESPN Radio (730 AM), 901-522-1919
203 Beale Street, Suite 204, Memphis, TN 38103
WHBQ (Sports 560 AM), 901-522-1919
6080 Mt. Moriah Ext., Memphis, TN 38115

MEDIA INFORMATION | 205

RED WOLF VEST FOOTBALL

A State Red Wolves.com

DIRECTIONS TO CENTENNIAL BANK STADIUM

From Memphis International Airport: Start going toward the Airport Exit on Winchester Road. Bear right on Plough Boulevard for 1.4 miles. Take ramp onto I-240 West toward I-240 Little Rock/Downtown for 2.6 miles. Continue on I-55 North for 6.1 miles. Take the St. Louis/Little Rock exit on I-55 North and go 24.4 miles. Take exit 23B/Marked Tree/Jonesboro onto US-63 for 0.5 miles. Continue on US-63 North for 41 miles. Take ramp toward Caraway Road/Red Wolf Boulevard for 0.2 miles. Bear right on Red Wolf Boulevard and go 2.2 miles until seeing Centennial Bank Stadium on the left.

From Little Rock National Airport: Leaving the airport on East Roosevelt Road go 0.3 miles and continue on Annie M. Bankhead Drive for another 0.4 miles. Turn left to take the ramp onto I-440 East toward I-40 for 11.3 miles. Take the Jacksonville exit onto US-67 North and go 96.5 miles. Turn right on AR-226E and go 11.7 miles. Turn right on Co. Road 203. Turn left on US-49 for 6.5 miles. Take ramp onto US 63 South and go 2.7 miles until taking the Stadium/Red Wolf Boulevard exit for 0.2 miles. Turn left on Red Wolf Boulevard and go 2.4 miles until seeing Centennial Bank Stadium on the left.



RED WOLVES FOOTBALL



TEAM ACCOLADES

2011-2013, 2015-16 SUN BELT CONFERENCE CHAMPIONS WITH A 40-7 LEAGUE RECORD OVER THE LAST SIX SEASONS

ONLY FBS PROGRAM IN THE NATION TO WIN FIVE LEAGUE CHAMPIONSHIPS OVER THE LAST SIX SEASONS

ONE OF JUST TWO PROGRAMS IN LEAGUE HISTORY OWNING FIVE SUN BELT CONFERENCE CHAMPIONSHIPS

SIX CONSECUTIVE BOWL GAME APPEARANCES (2011-16) FOR THE FIRST TIME IN SCHOOL HISTORY

SIX STRAIGHT WINNING SEASONS (2011-16) BY A-STATE FOR THE FIRST TIME SINCE 1912-17

SEVEN OR MORE VICTORIES EACH OF THE LAST SIX SEASONS – FIRST TIME IN SCHOOL HISTORY

ONE OF JUST TWO TEAMS IN SUN BELT HISTORY TO WIN 10 GAMES IN TWO CONSECUTIVE SEASONS (2011-12)

WON THE SUN BELT CONFERENCE TEAM ACADEMIC AWARD 11 OF THE LAST 14 YEARS

TOP SIX SEASON HOME ATTENDANCE AVERAGES SET FROM 2011-16. EIGHT OF THE TOP-10 SINGLE-GAME CROWDS IN SCHOOL HISTORY SET SINCE 2011

10 WINS IN 2011 AND 2012 TIED THE FOURTH MOST IN SCHOOL HISTORY AND MATCHED ITS MOST EVER SINCE JOINING THE FBS IN 1992. NINE WINS IN 2015 WERE A-STATE'S THIRD MOST IN ITS FBS HISTORY.

ENDED THE 2012 SEASON RECEIVING VOTES IN BOTH THE ASSOCIATED PRESS AND USA TODAY COACHES TOP-25 POLLS, WHILE ALSO RANKING 23RD IN THE NATION IN THE FINAL CBSSPORTS.COM POWER POLL

52 VICTORIES OVER THE LAST SIX SEASONS IS TIED FOR THE 23RD MOST IN THE NATION

BOWL ELIGIBLE NINE OF THE LAST 12 SEASONS, INCLUDING THE LAST SIX IN A ROW

AT LEAST ONE NFL DRAFT SELECTION EIGHT CONSECUTIVE YEARS FROM 2007-14 WERE A SCHOOL RECORD AND WAS TIED FOR THE THIRD LONGEST STREAK AMONG THE "GROUP OF FIVE" CONFERENCES

EVERY ARKANSAS STATE GAME WAS TELEVISED FOR THE FIRST TIME IN SCHOOL HISTORY THE LAST 4 YEARS, AND ENTERING THE 2017 SEASON 82 OF A-STATE'S LAST 91 GAMES HAVE BEEN TELEVISED

OVER THE LAST SIX YEARS, A-STATE PLAYERS HAVE BEEN NAMED THE SUN BELT'S PLAYER OF THE YEAR (THREE TIMES), DEFENSIVE PLAYER OF THE YEAR AND FRESHMAN OF THE YEAR, WHILE ALSO GAINING 78 ALL-CONFERENCE SELECTIONS

55-13 RECORD AT CENTENNIAL BANK STADIUM SINCE 2005 AND 12 CONSECUTIVE SEASONS WITH A WINNING RECORD AT THE STADIUM

PLACED 41 COMBINED PLAYERS ON THE MOST RECENT SUN BELT CONFERENCE ACADEMIC HONOR ROLL (3.0-3.49 GPA) AND COMMISSIONER'S LIST (3.5-4.0)



ARKANSAS STATE FOOTBALL

NEBRASKA
SEPT 2ND

MEMPHIS STADIUM
MEMPHIS, TENNESSEE



MIAMI
SEPT 9TH

ORANGE BOWL STADIUM
ORANGE, FLORIDA



MISSISSIPPI STATE
SEPT 16TH

LELAND STADIUM
MURFREESBORO, MISSISSIPPI



SMU
SEPT 23RD

FRANK R. STRAIN STADIUM
DALLAS, TEXAS



CSU
OCT 4TH

HILLEN STADIUM
FRESNO, CALIFORNIA



CENTRAL CAROLINA
OCT 14TH

FRANK R. STRAIN STADIUM
RANDOLPH, NORTH CAROLINA



LOUISIANA
OCT 19TH

MOULTRIE STADIUM
MONROE, LOUISIANA



NEW MEXICO STATE
OCT 28TH

FRANK R. STRAIN STADIUM
LAS CRUCES, NEW MEXICO



SOUTH ALABAMA
NOV 11TH

MOULTRIE STADIUM
MOBILE, ALABAMA



TEXAS STATE
NOV 18TH

ORANGE BOWL STADIUM
ORANGE, TEXAS



UL-MONROE
NOV 25TH

MAULINE STADIUM
MONROE, LOUISIANA



UTEP
DEC 2ND

ORANGE BOWL STADIUM
ORANGE, TEXAS



ASTATEWOLVES.COM

ASTATEWOLVES

