

OKLAHOMA STATE

JORDAN STERNS

JAMES WASHINGTON

28

MASON RUDDLPH

OSU

COWBOY FOOTBALL

2016 GUIDE




★ HEAD COACH

★ MIKE GUNDY

94-47
12TH SEASON

OKLAHOMA STATE'S ALL-TIME LEADER IN COACHING WINS

- ★ SINCE 2010, OKLAHOMA STATE HAS FOUR SEASONS WITH AT LEAST 10 WINS, AN OUTRIGHT BIG 12 TITLE (2011) AND A SHARE OF THE BIG 12 SOUTH TITLE (2010). THE COWBOYS REACHED THE TOP 10 OF THE ASSOCIATED PRESS POLL IN 2008, 2009, 2010, 2011, 2013 AND 2015.
- ★ FOUR TIMES HAS MIKE GUNDY COACHED THE COWBOYS TO A BOWL GAME NOW REFERRED TO AS ONE OF THE NEW YEAR'S SIX SINCE 2010. THE POKES APPEARED IN THE 2010 COTTON BOWL, THE 2012 FIESTA BOWL, THE 2014 COTTON BOWL AND THE 2016 SUGAR BOWL.
- ★ IN 2015, OKLAHOMA STATE WON 10 GAMES AND SET A SCHOOL RECORD WITH 22 ACADEMIC ALL-BIG 12 HONOREES.



COACHGUNDY.COM
@COACHGUNDY



TABLE OF CONTENTS/SCHEDULE

TABLE OF CONTENTS

INTRO

- 1 Table of Contents
- 2 Quick Facts/Personnel Breakdown
- 3 Numerical Roster
- 4 Alphabetical Roster
- 5 Roster by Position Group
- 6 Season Preview Story

MEDIA INFORMATION

- 10 Media Services and Policies
- 11 OSU Athletics Communications
- 12 Campus Map
- 13 Boone Pickens Stadium Map
- 14 Cowboy Radio Network
- 15 OSU on Social Media
- 16 Media Outlets That Cover OSU

COACHES AND STAFF

- 18 Head Coach Mike Gundy
- 24 Assistants and Support Staff

THE COWBOYS

- 38 Player Bios and Stats

OPPONENTS

- 72 2016 Opponent Capsules
- 74 Series vs. 2016 Opponents
- 75 Records vs. all Opponents
- 76 Series History vs. all Opponents

2015 IN REVIEW

- 82 Season Review Story
- 85 2015 Honors and Recognition

- 86 Box Scores and Game Recaps
- 91 Starting Lineups
- 92 Explosive Plays
- 93 Scoring Summary
- 94 Scoring Drive Superlatives
- 95 OSU in the Statistical Rankings
- 96 2015 Statistics

RECORDS

- 108 Team Single Game
- 109 Team Single Season
- 110 Individual
- 112 Team Single Game Lists
- 116 Team Single Season Lists
- 121 Individual Single-Game Lists
- 124 Individual Single-Season Lists
- 128 Individual Career Lists
- 132 Longest Plays
- 133 Oppt. Records - Single Game
- 134 Oppt. Records - Single Season

HISTORY

- 136 Yearly Summary
- 137 Coaching History
- 138 Offense by Year
- 140 Defense by Year
- 142 Special Teams by Year
- 144 Undefeated Champions of 1945
- 145 Cowboys in the Hall of Fame
- 146 All-Americans
- 154 Awards and Honors
- 158 Streaks
- 159 100-Yard Rushing Games

- 162 100-Yard Receiving Games
- 164 300-Yard Passing Games
- 165 OSU in the NCAA Stats
- 168 Annual Team Leaders
- 171 All-Time Scores
- 176 Bowl Recaps
- 187 Bowl Records
- 188 Season and Home Openers
- 189 Homecoming and TV Games
- 190 Super Bowl Cowboys
- 191 OSU in the Pro Bowl/NFL Draft Picks
- 192 Cowboys in the NFL
- 195 Letterwinners

UNIVERSITY

- 202 Oklahoma State University/Regents
- 204 President Burns Hargis
- 205 Athletic Director Mike Holder
- 206 OSU Athletic Department
- 208 Boone Pickens
- 209 Prominent Athletics Alumni
- 210 The Big 12 Conference
- 212 Stillwater, Oklahoma
- 213 Oklahoma State Spirit
- 214 America's Greatest Homecoming

THE PROGRAM

- 216 Boone Pickens Stadium
- 220 Sherman Smith Training Center
- 221 The Rise of the Cowboys
- 222 Oklahoma State and Nike
- 224 The State of the Program

2016 SCHEDULE

SEPT. 3	SOUTHEASTERN LOUISIANA
SEPT. 10	CENTRAL MICHIGAN
SEPT. 17	PITTSBURGH
Sept. 24	at Baylor
OCT. 1	TEXAS
OCT. 8	IOWA STATE
Oct. 22	at Kansas
OCT. 29	WEST VIRGINIA
Nov. 5	at Kansas State
NOV. 12	TEXAS TECH
Nov. 19	at TCU
Dec. 3	at Oklahoma

CREDITS

The 2016 Oklahoma State Football Guide was written, edited, designed and layed out by Gavin Lang and Sean Maguire with assistance from the OSU athletics communications staff. Cover design by Jordan Smith. Photography by Bruce Waterfield, Phil Shockley and Gary Lawson of OSU Marketing, Brody Schmidt and the staff of Ostatephoto.com, George and Marianne Bulard of Genesee Party Pix Stillwater and Greg Bulard. Additional photos provided by Visit Stillwater, OSU Special Collections and Archives, OSU Communications, the OSU Alumni Association, the Tulsa World, Rivals.com and Scout.com. Special thanks to the teams of the National Football League for their assistance. Printing by Printing Services, Norman.





QUICK FACTS/PERSONNEL BREAKDOWN

QUICK FACTS

UNIVERSITY INFORMATION

Location	Stillwater, OK
Founded	Dec. 25, 1890
Colors	Orange and Black
Enrollment	25,854
Conference	Big 12
Team Name	Cowboys
Mascot	Pistol Pete
President	V. Burns Hargis
Athletic Director	Mike Holder
Faculty Athletic Rep	Dr. Meredith Hamilton
Athletic Web Site	www.okstate.com
University Web Site	www.okstate.edu

FOOTBALL INFORMATION

2015 Record	10-3
2015 Conference Record	7-2
2015 Big 12 Finish	Second
2015 Postseason	Allstate Sugar Bowl
Final Rank	Associated Press Poll - 20 USA Today Coaches - 19
Starters Returning (O/D/S)	9/7/2
Starters Lost (O/D/S)	3/6/1
Letterwinners Returning (O/D/S)	19/18/2
Letterwinners Lost (O/D/S)	10/11/3

STADIUM INFORMATION

Home Facility	Boone Pickens Stadium
Capacity	60,218
Surface	AstroTurf
Field Opening	1913
Stadium Opening	1920
Rededication	2009

HEAD COACH AT A GLANCE

Head Coach	Mike Gundy
Alma Mater	Oklahoma State, 1990
Career Record	94-47/12th Year
OSU Record	Same
Big 12 Record	56-37

FOOTBALL STAFF

Greg Adkins	Offensive Line
Marcus Arroyo	Running Backs
Bill Clay	Defensive Analyst
Joe Bob Clements	Defensive Line
Tim Duffie	Cornerbacks
Kasey Dunn	Receivers
Dan Hammerschmidt	Safeties
Josh Henson	Offensive Analyst
Jason McEndoo	Cowboy Backs
Glenn Spencer	Defensive Coordinator/LB
Mike Yurcich	Offensive Coordinator/QB
--	
Carson Cramer	Graduate Assistant
Steve Hauser	Graduate Assistant
Markelle Martin	Graduate Assistant
Remington Rebstock	Graduate Assistant
Bodie Reeder	Quality Control



PERSONNEL BREAKDOWN

STARTERS RETURNING (18)

Offense (9)	Career Starts
Victor Salako, OL	36
Zachary Crabtree, OL	21
Michael Wilson, OL	21
Marcell Ateman, WR	19
James Washington, WR	18
Mason Rudolph, QB	15
Brad Lundblade, OL	14
Chris Carson, RB	9
Jesse Robinson, OL	9

Defense (7)

Defense (7)	Career Starts
Jordan Sterns, S	26
Tre Flowers, S	19
Jordan Burton, LB	13
Motekiai Maile, DT	13
Vincent Taylor, DT	13
Ashton Lampkin, CB	11
Chad Whitener, LB	8

Specialists (2)

Specialists (2)	Career Starts
Ben Grogan, K	39
Zach Sinor, P	13

STARTERS LOST (10)

Offense (3)	Career Starts
Paul Lewis, OL	19
Jeremy Seaton, CW	18
David Glidden, WR	17

Defense (6)

Defense (6)	Career Starts
Kevin Peterson, CB	36
Emmanuel Ogbah, DE	26
Jimmy Bean, DE	34
Michael Hunter, CB	33
Ryan Simmons, LB	31
Trace Clark, DE	5

Specialists (1)

Specialists (1)	Career Starts
Josh Elias, LS	26

LETTERMEN RETURNING (39)

Offense (19)	
Marcell Ateman	WR
Jeff Carr	RB
Chris Carson	RB
Rennie Childs	RB
Zach Crabtree	OL
Lemaefe Galea'i	OL
Austin Hays	WR
Blake Jarwin	CW
Chris Lacy	WR
Brad Lundblade	OL
Jalen McCleskey	WR
Keegan Metcalf	RB
Jesse Robinson	OL
Mason Rudolph	QB
Victor Salako	OL
Jhajuan Seales	WR
Zac Veatch	CW
James Washington	WR
Michael Wilson	OL

Defense (18)

Gyasi Akem	LB
Devante Averette	LB
Jordan Brailford	DE
Jordan Burton	LB
Darius Curry	CB
Darrion Daniels	DT
Eric Davis	DT
Kenneth Edison-McGruder	S
Tre Flowers	S
Ashton Lampkin	CB
Motekiai Maile	DT
Jerel Morrow	S
Jarrell Owens	DE
Ramon Richards	CB
Jordan Sterns	S
Vincent Taylor	DT
Kirk Tucker	LB
Chad Whitener	LB

Specialists (2)

Ben Grogan	K
Zach Sinor	P

LETTERMEN LOST (24)

Offense (10)	
Corey Bennett	RB
C.J. Curry	WR
Kameron Doolittle	WR
David Glidden	WR
Colby Hegwood	OL
Paul Lewis	OL
Jeremy Seaton	CW
Brandon Sheperd	WR
Raymond Taylor	RB
J.W. Walsh	QB

Defense (11)

Jimmy Bean	DE
Kris Catlin	LB
Trace Clark	DE
Dylan Harding	S
Michael Hunter	CB
Seth Jacobs	LB
Miketavius Jones	CB
Emmanuel Ogbah	DE
Kevin Peterson	CB
Deric Robertson	S
Ryan Simmons	LB

Specialists (3)

Josh Elias	LS
Kevin King	K
Bryant Reber	H



NUMERICAL ROSTER

No.	Name	Pos.	Ht.	Wt.	Exp.	Hometown/Previous School	No.	Name	Pos.	Ht.	Wt.	Exp.	Hometown/Previous School
1	Calvin Bundage	LB	6-2	193	Fr-HS	Edmond, OK/Santa Fe	58	Brett Wilson	OL	6-2	265	RFr-RS	Cashion, OK/Cashion
1	Jalen McCleskey	WR	5-10	170	So-1L	Covington, LA/St. Paul's	59	Matt Hockett	K/P	6-2	215	RSo-Sq	Norman, OK/Norman
2	Darius Curry	CB	6-1	205	RJr-1L	Flowery Branch, GA/Flowery Branch	60	Zachary Crabtree	OL	6-7	310	RJr-2L	Mansfield, TX/Mansfield
2	Mason Rudolph	QB	6-5	235	Jr-1L	Rock Hill, SC/Northwestern	61	Kaleb Smith	LS	6-2	260	RJr-1L	Aledo, TX/All Saints Episcopal
3	Marcell Ateman	WR	6-4	215	Sr-3L	Dallas, TX/Wylie East	62	Jacob Clark	OL	6-3	298	Fr-HS	Rogers, AR/Bentonville
3	Kenneth Edison-McGruder	LB	6-0	215	So-1L	Aliief, TX/Taylor	62	Tyler Ferguson	DT	6-2	265	RSo-Sq	McKinney, TX/Boyd
4	Lenzy Pipkins	CB	6-0	201	RSr-TR	Mansfield, TX/Mansfield/Louisiana-Monroe	63	Sheldon Barnes	OL	6-5	310	Fr-HS	Glenpool, OK/Jenks
5	Jerel Morrow	S	5-10	200	RJr-2L	Emporia, KS/Emporia	63	Sam Walkingstick	LS	5-11	200	RFr-RS	Sallisaw, OK/Sallisaw
6	Keenen Brown	CW	6-3	242	RSo-Sq	Houston, TX/Aliief Taylor	64	Jesse Robinson	OL	6-5	315	RJr-2L	Bedford, TX/L.D. Bell
6	Ashton Lampkin	CB	6-0	190	RSr-3L	Fort Worth, TX/Dunbar	65	Tyler Brown	OL	6-6	300	Fr-HS	Lexington, TX/Lexington
7	Ramon Richards	CB	5-11	185	Jr-2L	San Antonio, TX/Brackenridge	66	Lemaefe Galea'i	OL	6-4	325	RSo-1L	Euleess, TX/Trinity
8	Rodarius Williams	CB	6-0	172	Fr-HS	Shreveport, LA/Calvary Baptist	67	Shane Richards	OL	6-8	330	Jr-TR	Calgary, Alberta, Canada/New Mexico Military
9	Gyasi Akem	LB	6-2	230	Jr-2L	Broken Arrow, OK/Broken Arrow	68	Deionte Noel	OL	6-2	330	RSo-Sq	Cibolo, TX/Steele
9	John Kolar	QB	6-4	200	RFr-RS	Norman, OK/Norman North	69	Ethan Suda	P	6-0	170	Fr-HS	Alpharetta, GA/Milton
10	Tyrell Alexander	WR	6-1	170	Fr-HS	Lancaster, TX/Lancaster	70	Ben Hughes	DT	6-1	320	RJr-Sq	Waco, TX/University
11	Amen Ogbongbemiga	LB	6-0	207	Fr-HS	Calgary, Alberta, Canada/Notre Dame HS	70	Michael Wilson	OL	6-7	310	Fr-HS	Round Rock, TX/Round Rock
11	Keondre Wudtee	QB	6-4	175	Fr-HS	Bossier City, LA/Parkway	71	Brad Lundblade	OL	6-3	300	Jr-2L	Argyle, TX/Liberty Christian
12	Kirk Tucker	LB	6-1	200	Jr-2L	Tucker, GA/Tucker	72	Johnny Wilson	OL	6-3	305	RFr-RS	Midland, TX/Midland Christian
13	Nyc Burns	QB	6-5	185	Fr-HS	Tulsa, OK/Berryhill	73	Teven Jenkins	OL	6-6	290	Fr-HS	Topeka, KS/Topeka
13	Jordan Sterns	S	6-0	200	Sr-3L	Cibolo, TX/Steele	74	Michael Wilson	OL	6-6	305	RSr-2L	Aledo, TX/Aledo
14	Bryce Balous	CB	5-11	190	RFr-RS	McKinney, TX/North	75	Marcus Keyes	OL	6-3	300	RFr-RS	Port Allen, LA/Port Allen
14	Taylor Cornelius	QB	6-6	218	RSo-Sq	Bushland, TX/Bushland	76	Dylan Galloway	OL	6-5	279	Fr-HS	Dallas, TX/Coppell
15	Chris Lacy	WR	6-3	205	Jr-2L	DeSoto, TX/DeSoto	77	Victor Salako	OL	6-6	335	RSr-1L	Huntsville, AL/Grisson/UAB
16	Josh Green	QB	6-2	195	Fr-HS	Boerne, TX/Champion	78	Matthew Mucha	OL	6-5	300	RSo-Sq	Seabrook, TX/Clear Lake
16	Devin Harper	LB	6-1	210	Fr-HS	Knoxville, TN/Karns	79	Darrion Daniels	DT	6-3	305	So-1L	Dallas, TX/Bishop Dunne
17	A.J. Green	CB	6-1	160	Fr-HS	DeSoto, TX/DeSoto	79	Matt Kegel	OL	6-5	295	Fr-HS	Chaska, MN/Chaska
17	Austin Hays	WR	6-2	195	RFr-3L	San Antonio, TX/Ronald Reagan	80	Dillon Stoner	WR	6-0	176	Fr-HS	Tulsa, OK/Jenks
18	Za'Carrius Green	S	5-11	205	RFr-RS	Duncanville, TX/Duncanville	81	Jhajuan Seales	WR	6-0	205	RSr-3L	Port Arthur, TX/Memorial
19	Ben Grogan	K	6-1	190	Sr-3L	Arlington, TX/Martin	82	Cole Neph	CW	6-3	230	RSo-Sq	Owasso, OK/Owasso
19	Justin Phillips	LB	6-0	235	RSo-1L	Pearland, TX/Pearland	82	Cole Walterscheid	DE	6-5	254	RSo-Sq	Muenster, TX/Muenster
20	Jordan Burton	LB	6-2	215	RSr-1L	Longview, TX/Longview/SFA/Kilgore	83	Philip Redwine-Bryant	WR	6-2	215	RFr-RS	Harker Heights, TX/Academy
20	Jeff Carr	RB	5-7	180	So-1L	Temple, TX/Temple	84	Dayton Metcalf	CW	6-4	210	Fr-HS	Hooker, OK/Hooker
22	Clayton Johnson	CB	5-11	170	RFr-RS	Flower Mound, TX/Flower Mound	85	Jordan Frazier	CW	6-4	265	RSo-Sq	Springfield, MO/Lighthouse Christian
23	Rennie Childs	RB	5-10	208	Sr-3L	Houston, TX/Cypress Ridge	85	Cade Smith	DE	6-4	230	Fr-HS	Pleasanton, TX/Pleasanton
24	La'Darren Brown	RB	5-9	174	Fr-HS	Dallas, TX/DeSoto	86	Triston Grant	DE	6-4	240	Fr-HS	Owasso, OK/Owasso
24	Malik Kearse	CB	6-0	160	Jr-TR	Miami, FL/Pace/Fort Scott CC	86	Zac Veatch	CW	6-3	265	RSr-3L	Broken Arrow, OK/Broken Arrow
25	Madre Harper	CB	6-1	175	Fr-HS	Arlington, TX/Lamar	87	Grant Newell	WR	5-11	190	RSr-Sq	Grapevine, TX/Colleyville Heritage/ Abilene Christian/Foothill College
25	Cole McKnight	WR	5-11	185	RJr-Sq	Cushing, OK/Cushing	88	Obi Obialo	WR	6-3	200	Fr-HS	Coppell, TX/Coppell
26	Kevin Henry	LB	6-0	225	RFr-RS	Baton Rouge, LA/Central	89	Austin Parker	WR	6-1	198	RSo-Sq	Grapevine, TX/Grapevine/SE Okla. State
26	Barry J. Sanders	RB	5-10	198	RSr-TR	Oklahoma City, OK/Heritage Hall/Stanford	89	Tralund Webber	DE	6-5	250	Jr-TR	Cameron, TX/Yoe/Blinn JC
27	Justice Hill	RB	5-10	171	Fr-HS	Tulsa, OK/Booker T. Washington	90	Motekia Maille	DT	6-3	315	Sr-1L	Euleess, TX/Pittsburg HS/Tyler JC
27	Winston Westbrooks	S	5-10	180	RFr-RS	Houston, TX/Lutheran South	92	Cameron Murray	DT	6-2	280	Fr-HS	Bryant, AR/Bryant
28	James Washington	WR	6-0	205	Jr-2L	Stamford, TX/Stamford	93	Jarrell Owens	DE	6-3	270	RSo-1L	Palestine, TX/Palestine
29	Bryce Brown	CB	5-9	170	RFr-RS	Denton, TX/Guyer	94	Jordan Brailford	DE	6-3	245	RSo-1L	Tulsa, OK/Booker T. Washington
29	Zach Sinor	P	5-10	215	RSo-1L	Castroville, TX/Medina Valley	95	Vili Leveni	DT	6-4	290	RJr-1L	Hurst, TX/L.D. Bell
30	Chadd Dearen	K	6-0	195	Sr-TR	Waco, TX/Rowlett/ Southwestern Assemblies of God	96	Vincent Taylor	DT	6-3	310	RJr-2L	San Antonio, TX/James Madison
30	Mitchell Perkinson	WR	5-11	185	Fr-HS	Edmond, OK/North	97	Eric Davis	DT	6-3	305	RSr-2L	Tyler, TX/John Tyler
31	Tre Flowers	S	6-3	198	RJr-2L	Converse, TX/Judson	98	Taaj Bakari	DT	6-1	305	RFr-RS	Mansfield, TX/Legacy
32	Chris Carson	RB	6-1	215	Sr-1L	Lilburn, GA/Parkview/Butler CC	99	Trey Carter	DE	6-3	285	RSo-Sq	Dallas, TX/Pinkston
33	Matthew Newsome	S	6-0	195	RSo-Sq	Sugar Land, TX/Clements							
33	Landon Wolf	WR	5-11	175	Fr-HS	Tulsa, OK/East Central							
35	Chance Cook	S	6-0	193	Fr-HS	Canadian, TX/Canadian							
35	Jakeem Johnson	RB	5-9	190	RJr-Sq	Haskell, OK/Coweta/NEO A&M JC							
36	Derrick Moncrief	S	6-2	220	RSr-TR	Prattville, AL/Prattville/ Mississippi Gulf Coast CC/Auburn							
38	Theo Berry	WR	5-10	195	RJr-Sq	Shawnee, OK/Shawnee/NEO A&M JC							
39	Max Allan	K	5-9	170	Fr-HS	Colleyville, TX/Heritage							
40	Devante Averette	LB	5-11	230	RSr-1L	Detroit, MI/Melvindale/Ellsworth CC							
40	Luke Hupp	CW	5-10	255	RSo-Sq	Louisburg, KS/Louisburg/Fort Scott CC							
41	Britton Abbott	CW	6-2	246	RSo-RS	Liberal, KS/Liberal							
42	Keegan Metcalf	FB	5-10	230	RSr-1L	Elk City, OK/Elk City/Oklahoma Baptist							
42	Zach Smith	LB	6-4	210	Fr-HS	Pleasanton, TX/Pleasanton							
45	Chad Whitener	LB	6-0	248	RJr-1L	Mansfield, TX/Mansfield/California							
46	Reshawn Parker	LB	6-2	215	Fr-HS	Hooks, TX/Hooks							
47	Brian Ciszewski	LB	5-11	220	RSo-Sq	Flower Mound, TX/Marcus							
47	Blake Jarwin	CW	6-5	248	RSr-2L	Tuttle, OK/Tuttle							
48	Dawson Bassett	CW	6-4	234	RJr-1L	Tuttle, OK/Tuttle							
48	Jake Dyer	LB	6-0	200	Fr-HS	Whitesboro, TX/Whitesboro							
49	Matt Ammendola	K	5-9	195	RFr-RS	Lansdale, PA/North Penn							
50	Josh Mabin	LB	6-1	240	RSo-Sq	Houston, TX/Klein Oak							
50	Ry Schneider	OL	6-3	310	Fr-HS	Minco, OK/Minco							
51	Melvin Gilliam	LB	5-8	215	RJr-Sq	Tulsa, OK/Booker T. Washington/UCO							
51	Brandon Pertile	OL	6-4	315	RJr-Sq	Clearwater, FL/Countryside/ Georgia State/Mesa CC							
52	Tanner Morgan	LS	6-1	235	Fr-HS	Ankeny, IA/Centennial							
53	Jake Cox	OL	6-4	275	Fr-HS	Whitesboro, TX/Whitesboro							
56	Larry Williams	OL	6-4	318	RJr-TR	Wilmington, NC/Laney/ East Carolina/Hutchinson CC							
57	Walker Reed	OL	6-6	300	Fr-HS	Norman, OK/North							

PRONUNCIATIONS

3	Marcell Ateman	EIGHT-man	47	Brian Ciszewski	sis-ZOO-skee
5	Jerel Morrow	juh-RELL	50	Josh Mabin	MAY-bin
7	Ramon Richards	ruh-MOAN	51	Brandon Pertile	PURR-tile
8	Rodarius Williams	roh-DARE-ee-us	66	Lemaefe Galea'i	lem-AH-eh-feh
9	Gyasi Akem	JAH-see AH-kem			naw-LAY-eye
9	John Kolar	KOE-larr	69	Ethan Suda	SOO-duh
11	Amen Ogbongbemiga	AY-men	73	Teven Jenkins	(like Tevin)
		AWG-bong-beh-MEE-guh	77	Victor Salako	suh-LAY-koh
		kee-AWN-dray	78	Matthew Mucha	MOO-ha
		WOOD-tee	79	Matt Kegel	KAY-gull
13	Nyc Burns	nick	81	Jhajuan Seales	juh-WAHN seals
14	Bryce Balous	(rhymes with "malice")	82	Cole Walterscheid	walter-SHIED
18	Za'Carrius Green	zuh-CARE-ee-us			(not walter-SHEED)
24	Malik Kearse	muh-LEEK curse	88	Obi Obialo	OH-bee OH-bee-AH-lo
25	Madre Harper	muh-DRAY	89	Tralund Webber	TRAY-luhnd
29	Zach Sinor	SIGH-ner	90	Motekia Maille	moe-TAY-key-I my-LAY
31	Tre Flowers	TRAY	93	Jarrell Owens	juh-RELL
40	Devante Averette	de-VAHN-tay AY-ver-ett	95	Vili Leveni	VILL-ee-luh-VEN-ee
45	Chad Whitener	WHITE-ner	98	Taaj Bakari	TAWJHuh-KAR-ee
46	Reshawn Parker	ruh-SHAWN			



ALPHABETICAL ROSTER

No.	Name	Pos.	Ht.	Wt.	Exp.	Hometown/Previous School	No.	Name	Pos.	Ht.	Wt.	Exp.	Hometown/Previous School
41	Britton Abbott	CW	6-2	246	RSO-RS	Liberal, KS/Liberal	78	Matthew Mucha	OL	6-5	300	RSO-Sq	Seabrook, TX/Clear Lake
9	Gyasi Akem	LB	6-2	230	Jr-2L	Broken Arrow, OK/Broken Arrow	92	Cameron Murray	DT	6-2	280	Fr-HS	Bryant, AR/Bryant
10	Tyrell Alexander	WR	6-1	170	Fr-HS	Lancaster, TX/Lancaster	82	Cole Neph	CW	6-3	230	RSO-Sq	Owasso, OK/Owasso
39	Max Allan	K	5-9	170	Fr-HS	Colleyville, TX/Heritage	87	Grant Newell	WR	5-11	190	RSr-Sq	Grapevine, TX/Colleyville Heritage/ Abilene Christian/Foothill College
49	Matt Ammendola	K	5-9	195	RFr-RS	Lansdale, PA/North Penn	33	Matthew Newsome	S	6-0	195	RSO-Sq	Sugar Land, TX/Clements
3	Marcell Ateman	WR	6-4	215	Sr-3L	Dallas, TX/Wylie East	68	Deionte Noel	OL	6-2	330	RSO-Sq	Cibolo, TX/Steele
40	Devante Averette	LB	5-11	230	RSr-1L	Detroit, MI/Melvindale/Ellsworth CC	88	Obi Obialo	WR	6-3	200	Fr-HS	Coppell, TX/Coppell
98	Taaj Bakari	DT	6-1	305	RFr-RS	Mansfield, TX/Legacy	11	Amen Ogbongbemiga	LB	6-0	207	Fr-HS	Calgary, Alberta, Canada/Notre Dame HS
14	Bryce Balous	CB	5-11	190	RFr-RS	McKinney, TX/North	93	Jarrell Owens	DE	6-3	270	RSO-1L	Palestine, TX/Palestine
63	Sheldon Barnes	OL	6-5	310	Fr-HS	Glenpool, OK/Jenks	89	Austin Parker	WR	6-1	198	RSO-Sq	Grapevine, TX/Grapevine/SE Okla. State
48	Dawson Bassett	CW	6-4	234	RJr-1L	Tuttle, OK/Tuttle	46	Reshawn Parker	LB	6-2	215	Fr-HS	Hooks, TX/Hooks
38	Theo Berry	WR	5-10	195	RJr-Sq	Shawnee, OK/ShawneeNEO A&M JC	30	Mitchell Perkinson	WR	5-11	185	Fr-HS	Edmond, OK/North
94	Jordan Brailford	DE	6-3	245	RSO-1L	Tulsa, OK/Booker T. Washington	51	Brandon Pertile	OL	6-4	315	RJr-Sq	Clearwater, FL/Countryside/ Georgia State/Mesa CC
29	Bryce Brown	CB	5-9	170	RFr-RS	Denton, TX/Guyer	19	Justin Phillips	LB	6-0	235	RSO-1L	Pearland, TX/Pearland
6	Keenen Brown	CW	6-3	242	RSO-Sq	Houston, TX/Alief Taylor	4	Lenzy Pipkins	CB	6-0	201	RSr-TR	Mansfield, TX/Mansfield/Louisiana-Monroe
24	La'Darren Brown	RB	5-9	174	Fr-HS	Dallas, TX/DeSoto	83	Philip Redwine-Bryant	WR	6-2	215	RFr-RS	Harker Heights, TX/Academy
65	Tyler Brown	OL	6-6	300	Fr-HS	Lexington, OK/Lexington	57	Walker Reed	OL	6-6	300	Fr-HS	Norman, OK/North
1	Calvin Bundage	LB	6-2	193	Fr-HS	Edmond, OK/Santa Fe	7	Ramon Richards	CB	5-11	185	Jr-2L	San Antonio, TX/Brackenridge
13	Nyc Burns	QB	6-5	185	Fr-HS	Tulsa, OK/Berryhill	67	Shane Richards	OL	6-8	330	Jr-TR	Calgary, Alberta, Canada/New Mexico Military
20	Jordan Burton	LB	6-2	215	RSr-1L	Longview, TX/Longview/SFA/Kilgore	4	Jesse Robinson	OL	6-5	315	RJr-2L	Bedford, TX/L.D. Bell
20	Jeff Carr	RB	5-7	180	So-1L	Temple, TX/Temple	2	Mason Rudolph	QB	6-5	235	Jr-1L	Rock Hill, SC/ Northwestern
32	Chris Carson	RB	6-1	215	Sr-1L	Lilburn, GA/Parkview/Butler CC	77	Victor Salako	OL	6-6	335	RSr-1L	Huntsville, AL/Grissom/UAB
99	Trey Carter	DE	6-3	285	RSO-Sq	Dallas, TX/Pinkston	26	Barry J. Sanders	RB	5-10	198	RSr-TR	Oklahoma City, OK/Heritage Hall/Stanford
23	Rennie Childs	RB	5-10	208	Sr-3L	Houston, TX/Cypress Ridge	50	Ry Schneider	OL	6-3	310	Fr-HS	Minco, OK/Minco
47	Brian Ciszewski	LB	5-11	220	RSO-Sq	Flower Mound, TX/Marcus	81	Jhajuan Seales	WR	6-0	205	RSr-3L	Port Arthur, TX/Memorial
62	Jacob Clark	OL	6-3	298	Fr-HS	Rogers, AR/Bentonville	29	Zach Sinor	P	5-10	215	RSO-1L	Castroville, TX/Medina Valley
35	Chance Cook	S	6-0	193	Fr-HS	Canadian, TX/Canadian	85	Cade Smith	DE	6-4	230	Fr-HS	Pleasanton, TX/Pleasanton
14	Taylor Cornelius	QB	6-6	218	RSO-Sq	Bushland, TX/Bushland	61	Kaleb Smith	LS	6-2	260	RJr-1L	Aledo, TX/All Saints Episcopal
53	Jake Cox	OL	6-4	275	Fr-HS	Whitesboro, TX/Whitesboro	42	Zach Smith	LB	6-4	210	Fr-HS	Pleasanton, TX/Pleasanton
60	Zachary Crabtree	OL	6-7	310	RJr-2L	Mansfield, TX/Mansfield	13	Jordan Stiers	S	6-0	200	Sr-3L	Cibolo, TX/Steele
2	Darius Curry	CB	6-1	205	RJr-1L	Flowery Branch, GA/Flowery Branch	80	Dillon Stoner	WR	6-0	176	Fr-HS	Tulsa, OK/Jenks
79	Darrion Daniels	DT	6-3	305	So-1L	Dallas, TX/Bishop Dunne	69	Ethan Suda	P	6-0	170	Fr-HS	Alpharetta, GA/Milton
97	Eric Davis	DT	6-3	305	RSr-2L	Tyler, TX/John Tyler	96	Vincent Taylor	DT	6-3	310	RJr-2L	San Antonio, TX/James Madison
30	Chadd Dearen	K	6-0	195	Sr-TR	Waco, TX/Rowlett/ Southwestern Assemblies of God	12	Kirk Tucker	LB	6-1	200	Jr-2L	Tucker, GA/Tucker
48	Jake Dyer	LB	6-0	200	Fr-HS	Whitesboro, TX/Whitesboro	86	Zac Veatch	CW	6-3	265	RSr-3L	Broken Arrow, OK/Broken Arrow
3	Kenneth Edison-McGruder	LB	6-0	215	So-1L	Alief, TX/Taylor	63	Sam Walkingstick	LS	5-11	200	RFr-RS	Sallisaw, OK/Sallisaw
62	Tyler Ferguson	DT	6-2	265	RSO-Sq	McKinney, TX/Boyd	82	Cole Walterscheid	DE	6-5	254	RSO-Sq	Muenster, TX/Muenster
31	Tre Flowers	S	6-3	198	RJr-2L	Converse, TX/Judson	28	James Washington	WR	6-0	205	Jr-2L	Stamford, TX/Stamford
85	Jordan Frazier	CW	6-4	265	RSO-Sq	Springfield, MO/Lighthouse Christian	89	Tralund Webber	DE	6-5	250	Jr-TR	Cameron, TX/Yoe/Blinn JC
66	Lemaefe Galea'i	OL	6-4	325	RSO-1L	Euleuss, TX/Trinity	27	Winston Westbrooks	S	5-10	180	RFr-RS	Houston, TX/Lutheran South
76	Dylan Galloway	OL	6-5	279	Fr-HS	Dallas, TX/Coppell	45	Chad Whitener	LB	6-0	248	RJr-1L	Mansfield, TX/Mansfield/California
51	Melvin Gilliam	LB	5-8	215	RJr-Sq	Tulsa, OK/Booker T. Washington/UCO	56	Larry Williams	OL	6-4	318	RJr-TR	Wilmington, NC/Laney/ East Carolina/Hutchinson CC
86	Triston Grant	DE	6-4	240	Fr-HS	Owasso, OK/Owasso	8	Rodarius Williams	CB	6-0	172	Fr-HS	Shreveport, LA/Calvary Baptist
17	A.J. Green	CB	6-1	160	Fr-HS	DeSoto, TX/DeSoto	58	Brett Wilson	OL	6-2	265	RFr-RS	Cashion, OK/Cashion
16	Josh Green	QB	6-2	195	Fr-HS	Boerne, TX/Champion	72	Johnny Wilson	OL	6-3	305	RFr-RS	Midland, TX/Midland Christian
18	Za'Carrius Green	S	5-11	205	RFr-RS	Duncanville, TX/Duncanville	70	Michael Wilson	OL	6-7	310	Fr-HS	Round Rock, TX/Round Rock
19	Ben Grogan	K	6-1	190	Sr-3L	Arlington, TX/Martin	74	Michael Wilson	OL	6-6	305	RSr-2L	Aledo, TX/Aledo
16	Devin Harper	LB	6-1	210	Fr-HS	Knoxville, TN/Karns	33	Landon Wolf	WR	5-11	175	Fr-HS	Tulsa, OK/East Central
25	Madre Harper	CB	6-1	175	Fr-HS	Arlington, TX/Lamar	11	Keondre Wudtee	QB	6-4	175	Fr-HS	Bossier City, LA/Parkway
17	Austin Hays	WR	6-2	195	RSr-3L	San Antonio, TX/Ronald Reagan							
26	Kevin Henry	LB	6-0	225	RFr-RS	Baton Rouge, LA/Central							
27	Justice Hill	RB	5-10	171	Fr-HS	Tulsa, OK/Booker T. Washington							
59	Matt Hockett	K/P	6-2	215	RSO-Sq	Norman, OK/Norman							
70	Ben Hughes	DT	6-1	320	RJr-Sq	Waco, TX/University							
40	Luke Hupp	CW	5-10	255	RSO-Sq	Louisburg, KS/Louisburg/Fort Scott CC							
47	Blake Jarwin	CW	6-5	248	RSr-2L	Tuttle, OK/Tuttle							
73	Teven Jenkins	OL	6-6	290	Fr-HS	Topeka, KS/Topeka							
22	Clayton Johnson	CB	5-11	170	RFr-RS	Flower Mound, TX/Flower Mound							
35	Jakeem Johnson	RB	5-9	190	RJr-Sq	Haskell, OK/Coweta/NEO A&M JC							
24	Malik Kearse	CB	6-0	160	Jr-TR	Miami, FL/Pace/Fort Scott CC							
79	Matt Kegel	OL	6-5	295	Fr-HS	Chaska, MN/Chaska							
75	Marcus Keyes	OL	6-3	300	RFr-RS	Port Allen, LA/Port Allen							
9	John Kolar	QB	6-4	200	RFr-RS	Norman, OK/Norman North							
15	Chris Lacy	WR	6-3	205	Jr-2L	DeSoto, TX/DeSoto							
6	Ashton Lampkin	CB	6-0	190	RSr-3L	Fort Worth, TX/Dunbar							
95	Vili Leveni	DT	6-4	290	RJr-1L	Hurst, TX/L.D. Bell							
71	Brad Lundblade	OL	6-3	300	Jr-2L	Argyle, TX/Liberty Christian							
50	Josh Mabin	LB	6-1	240	RSO-Sq	Houston, TX/Klein Oak							
90	Motekiai Maile	DT	6-3	315	Sr-1L	Euleuss, TX/Pittsburg HS/Tyler JC							
1	Jalen McCleskey	WR	5-10	170	So-1L	Covington, LA/St. Paul's							
25	Cole McKnight	WR	5-11	185	RJr-Sq	Cushing, OK/Cushing							
84	Dayton Metcalf	CW	6-4	210	Fr-HS	Hooker, OK/Hooker							
42	Keegan Metcalf	FB	5-10	230	RSr-1L	Elk City, OK/Elk City/Oklahoma Baptist							
36	Derrick Moncrief	S	6-2	220	RSr-TR	Prattville, AL/Prattville/ Mississippi Gulf Coast CC/Auburn							
52	Tanner Morgan	LS	6-1	235	Fr-HS	Ankeny, IA/Centennial							
5	Jerel Morrow	S	5-10	200	RJr-2L	Emporia, KS/Emporia							

PRONUNCIATIONS

9	Gyasi Akem	JAH-see AH-kem	78	Matthew Mucha	MOO-ha
3	Marcell Ateman	EIGHT-man	88	Obi Obialo	OH-bee OH-bee-AH-lo
40	Devante Averette	de-VAHN-tay AY-ver-ett	11	Amen Ogbongbemiga	AY-men
98	Taaj Bakari	TAWJH buh-KAR-ee			AWG-bong-beh-MEE-guh
14	Bryce Balous	(rhymes with "malice")	93	Jarrell Owens	juh-RELL
13	Nyc Burns	nick	46	Reshawn Parker	ruh-SHAWN
47	Brian Ciszewski	sis-ZOO-skee	51	Brandon Pertile	PURR-tile
31	Tre Flowers	TRAY	7	Ramon Richards	ruh-MOAN
66	Lemaefe Galea'i	lem-AH-eh-feh	77	Victor Salako	suh-LAY-koh
		naw-LAY-eye	81	Jhajuan Seales	juh-WAHN seals
18	Za'Carrius Green	zuh-CARE-ee-us	29	Zach Sinor	SIGH-ner
25	Madre Harper	muh-DRAY	69	Ethan Suda	SOO-duh
73	Teven Jenkins	(like Tevin)	82	Cole Walterscheid	walter-SHIED
24	Malik Kearse	muh-LEEK curse			(not walter-SHEED)
79	Matt Kegel	KAY-gull	89	Tralund Webber	TRAY-luhnd
9	John Kolar	KOE-larr	45	Chad Whitener	WHITE-ner
95	Vili Leveni	VILL-ee luh-VEN-ee	8	Rodarius Williams	roh-DARE-ee-us
50	Josh Mabin	MAY-bin	11	Keondre Wudtee	kee-AWN-dray
90	Motekiai Maile	moe-TAY-key-I my-LAY			WOOD-tee
5	Jerel Morrow	juh-RELL			



ROSTER BY POSITION GROUPS

OFFENSIVE LINE

No.	Name	Pos.	Ht.	Wt.	Exp.	Hometown/Previous School
50	Ry Schneider	OL	6-3	310	Fr-HS	Minco, OK/Minco
51	Brandon Pertile	OL	6-4	315	RJr-Sq	Clearwater, FL/Countryside/ Georgia State/Mesa CC
53	Jake Cox	OL	6-4	275	Fr-HS	Whitesboro, TX/Whitesboro
56	Larry Williams	OL	6-4	318	RJr-TR	Wilmington, NC/Laney/ East Carolina/Hutchinson CC
57	Walker Reed	OL	6-6	300	Fr-HS	Norman, OK/North
58	Brett Wilson	OL	6-2	265	RFr-RS	Cashion, OK/Cashion
60	Zachary Crabtree	OL	6-7	310	RJr-2L	Mansfield, TX/Mansfield
62	Jacob Clark	OL	6-3	298	Fr-HS	Rogers, AR/Bentonville
63	Sheldon Barnes	OL	6-5	310	Fr-HS	Glenpool, OK/Jenks
64	Jesse Robinson	OL	6-5	315	RJr-2L	Bedford, TX/L.D. Bell
65	Tyler Brown	OL	6-6	300	Fr-HS	Lexington, OK/Lexington
66	Lemaefe Galea'i	OL	6-4	325	RSo-1L	Eules, TX/Trinity
67	Shane Richards	OL	6-8	330	Jr-TR	Calgary, Alberta, Canada/New Mexico Military
68	Deionte Noel	OL	6-2	330	RSo-Sq	Cibolo, TX/Steele
70	Michael Wilson	OL	6-7	310	Fr-HS	Round Rock, TX/Round Rock
71	Brad Lundblade	OL	6-3	300	Jr-2L	Argyle, TX/Liberty Christian
72	Johnny Wilson	OL	6-3	305	RFr-RS	Midland, TX/Midland Christian
73	Teven Jenkins	OL	6-6	290	Fr-HS	Topeka, KS/Topeka
74	Michael Wilson	OL	6-6	305	RSr-2L	Aledo, TX/Aledo
75	Marcus Keyes	OL	6-3	300	RFr-RS	Port Allen, LA/Port Allen
76	Dylan Galloway	OL	6-5	279	Fr-HS	Dallas, TX/Coppell
77	Victor Salako	OL	6-6	335	RSr-1L	Huntsville, AL/Grissom/UAB
78	Matthew Mucha	OL	6-5	300	RSo-Sq	Seabrook, TX/Clear Lake
79	Matt Kegel	OL	6-5	295	Fr-HS	Chaska, MN/Chaska

QUARTERBACKS

No.	Name	Pos.	Ht.	Wt.	Exp.	Hometown/Previous School
2	Mason Rudolph	QB	6-5	235	Jr-1L	Rock Hill, SC/Northwestern
9	John Kolar	QB	6-4	200	RFr-RS	Norman, OK/Norman Park
11	Keondre Wudtee	QB	6-4	175	Fr-HS	Bossier City, LA/Parkway
13	Nyc Burns	QB	6-5	185	Fr-HS	Tulsa, OK/Berryhill
14	Taylor Cornelius	QB	6-6	218	RSo-Sq	Bushland, TX/Bushland
16	Josh Green	QB	6-2	195	Fr-HS	Boerne, TX/Champion

RUNNING BACKS

No.	Name	Pos.	Ht.	Wt.	Exp.	Hometown/Previous School
20	Jeff Carr	RB	5-7	180	So-1L	Temple, TX/Temple
23	Rennie Childs	RB	5-10	208	Sr-3L	Houston, TX/Cypress Ridge
24	La'Darren Brown	RB	5-9	174	Fr-HS	Dallas, TX/Dallas
26	Barry J. Sanders	RB	5-10	198	RSr-TR	Oklahoma City, OK/Heritage Hall/Stanford
27	Justice Hill	RB	5-10	171	Fr-HS	Tulsa, OK/Booker T. Washington
32	Chris Carson	RB	6-1	215	Sr-1L	Lilburn, GA/Parkview/Bulter CC
35	Jakeem Johnson	RB	5-9	190	RJr-Sq	Haskell, OK/Coweta/NEO A&M JC
42	Keegan Metcalf	RB	5-10	230	RSr-1L	Elk City, OK/Elk City/Oklahoma Baptist

WIDE RECEIVERS

No.	Name	Pos.	Ht.	Wt.	Exp.	Hometown/Previous School
1	Jalen McCleskey	WR	5-10	170	So-1L	Covington, LA/St. Paul's
3	Marcell Ateman	WR	6-4	215	Sr-3L	Dallas, TX/Wylie East
10	Tyrell Alexander	WR	6-1	170	Fr-HS	Lancaster, TX/Lancaster
15	Chris Lacy	WR	6-3	205	Jr-2L	DeSoto, TX/DeSoto
17	Austin Hays	WR	6-2	195	RSr-3L	San Antonio, TX/Ronald Reagan
25	Cole McKnight	WR	5-11	185	RJr-Sq	Cushing, OK/Cushing
28	James Washington	WR	6-0	205	Jr-2L	Stamford, TX/Stamford
30	Mitchell Perkinson	WR	5-11	185	Fr-HS	Edmond, OK/North
33	Landon Wolf	WR	5-11	175	Fr-HS	Tulsa, OK/East Central
38	Theo Berry	WR	5-10	195	RJr-Sq	Shawnee, OK/Shawnee/NEO A&M JC
80	Dillon Stoner	WR	6-0	176	Fr-HS	Tulsa, OK/Jenks
81	Jhajuan Seales	WR	6-0	205	RSr-3L	Port Arthur, TX/Memorial
83	Phillip Redwine-Bryant	WR	6-2	215	RFr-RS	Harker Heights, TX/Academy
87	Grant Newell	WR	5-11	190	RSr-Sq	Grapevine, TX/Colleyville Heritage/ Abilene Christian/Foothill College
88	Obi Obialo	WR	6-3	200	Fr-HS	Coppell, TX/Coppell
89	Austin Parker	WR	6-1	198	RSo-Sq	Grapevine, TX/Grapevine/SE Okla. State

COWBOY BACKS

No.	Name	Pos.	Ht.	Wt.	Exp.	Hometown/Previous School
6	Keenen Brown	CW	6-3	242	RSo-Sq	Houston, TX/Alief Taylor
40	Luke Hupp	CW	5-10	255	RSo-Sq	Louisburg, KS/Louisburg/Fort Scott CC
41	Britton Abbott	CW	6-2	246	RSo-RS	Liberal, KS/Liberal
47	Blake Jarwin	CW	6-5	248	RSr-2L	Tuttle, OK/Tuttle
48	Dawson Bassett	CW	6-4	234	RJr-1L	Tuttle, OK/Tuttle
82	Cole Neph	CW	6-3	230	RSo-Sq	Owasso, OK/Owasso
84	Dayton Metcalf	CW	6-4	210	Fr-HS	Hooker, OK/Hooker
85	Jordan Frazier	CW	6-4	265	RSo-Sq	Springfield, MO/Lighthouse Christian
86	Zac Veatch	CW	6-3	265	RSr-3L	Broken Arrow, OK/Broken Arrow

DEFENSIVE LINE

No.	Name	Pos.	Ht.	Wt.	Exp.	Hometown/Previous School
62	Tyler Ferguson	DT	6-2	265	RSo-Sq	McKinney, TX/Boyd
70	Ben Hughes	DT	6-1	320	RJr-Sq	Waco, TX/University
79	Darrion Daniels	DT	6-3	305	So-1L	Dallas, TX/Bishop Dunne
82	Cole Walterscheid	DE	6-5	254	RSo-Sq	Muenster, TX/Muenster
85	Cade Smith	DE	6-4	230	Fr-HS	Pleasanton, TX/Pleasanton
86	Triston Grant	DE	6-4	240	Fr-HS	Owasso, OK/Owasso
89	Tralund Webber	DE	6-5	250	Jr-TR	Cameron, TX/Yoe/Blinn JC
90	Motekia Maille	DT	6-3	315	Sr-1L	Eules, TX/Pittsburg HS/Tyler JC
92	Cameron Murray	DT	6-2	280	Fr-HS	Bryant, AR/Bryant
93	Jarrell Owens	DE	6-3	270	RSo-1L	Palestine, TX/Palestine
94	Jordan Brailford	DE	6-3	245	RSo-1L	Tulsa, OK/Booker T. Washington
95	Vili Leveni	DT	6-4	290	RJr-1L	Hurst, TX/L.D. Bell
96	Vincent Taylor	DT	6-3	310	RJr-2L	San Antonio, TX/James Madison
97	Eric Davis	DT	6-3	305	RSr-2L	Tyler, TX/John Tyler
98	Taj Bakari	DT	6-1	305	RFr-RS	Mansfield, TX/Legacy
99	Trey Carter	DE	6-3	285	RSo-Sq	Dallas, TX/Pinkston

LINEBACKERS

No.	Name	Pos.	Ht.	Wt.	Exp.	Hometown/Previous School
1	Calvin Bundage	LB	6-2	193	Fr-HS	Edmond, OK/Santa Fe
3	Kenneth Edison-McGruder	LB	6-0	215	So-1L	Alief, TX/Taylor
9	Gyasi Akem	LB	6-2	230	Jr-2L	Broken Arrow, OK/Broken Arrow
11	Amen Ogbongbemiga	LB	6-0	207	Fr-HS	Calgary, Alberta, Canada/Notre Dame HS
12	Kirk Tucker	LB	6-1	200	Jr-2L	Tucker, GA/Tucker
16	Devin Harper	LB	6-1	210	Fr-HS	Knoxville, TN/Karns
19	Justin Phillips	LB	6-0	235	RSo-1L	Pearland, TX/Pearland
20	Jordan Burton	LB	6-2	215	RSr-1L	Longview, TX/Longview/SFA/Kilgore
26	Kevin Henry	LB	6-0	225	RFr-RS	Baton Rouge, LA/Central
40	Devante Averette	LB	5-11	230	RSr-1L	Detroit, MI/Melvindale/Elsworth CC
42	Zach Smith	LB	6-4	210	Fr-HS	Pleasanton, TX/Pleasanton
45	Chad Whitener	LB	6-0	248	RJr-1L	Mansfield, TX/Mansfield/California
46	Reshawn Parker	LB	6-2	215	Fr-HS	Hooks, TX/Hooks
47	Brian Ciszewski	LB	5-11	220	RSo-Sq	Flower Mound, TX/Marcus
48	Jake Dyer	LB	6-0	200	Fr-HS	Whitesboro, TX/Whitesboro
50	Josh Mabin	LB	6-1	240	RSo-Sq	Houston, TX/Klein Oak
51	Melvin Gilliam	LB	5-8	215	RJr-Sq	Tulsa, OK/Booker T. Washington/UCO

CORNERBACKS

No.	Name	Pos.	Ht.	Wt.	Exp.	Hometown/Previous School
2	Darius Curry	CB	6-1	205	RJr-1L	Flowerly Branch, GA/Flowerly Branch
4	Lenzy Pipkins	CB	6-0	201	RSr-TR	Mansfield, TX/Mansfield/Louisiana-Monroe
6	Ashton Lampkin	CB	6-0	190	RSr-3L	Fort Worth, TX/Dunbar
7	Ramon Richards	CB	5-11	185	Jr-2L	San Antonio, TX/Brackenridge
8	Rodarius Williams	CB	6-0	172	Fr-HS	Shreveport, LA/Calvary Baptist
14	Bryce Balous	CB	5-11	190	RFr-RS	McKinney, TX/North
17	A.J. Green	CB	6-1	160	Fr-HS	DeSoto, TX/DeSoto
22	Clayton Johnson	CB	5-11	170	RFr-RS	Flower Mound, TX/Flower Mound
24	Malik Kearse	CB	6-0	160	Jr-TR	Miami, FL/Pace/Fort Scott CC
25	Madre Harper	CB	6-1	175	Fr-HS	Arlington, TX/Lamar
29	Bryce Brown	CB	5-9	170	RFr-RS	Denton, TX/Guyer

SAFETIES

No.	Name	Pos.	Ht.	Wt.	Exp.	Hometown/Previous School
5	Jerel Morrow	S	5-10	200	RJr-2L	Emporia, KS/Emporia
13	Jordan Sterns	S	6-0	200	Sr-3L	Cibolo, TX/Steele
18	Za'Carrius Green	S	5-11	205	RFr-RS	Duncanville, TX/Duncanville
27	Winston Westbrooks	S	5-10	180	RFr-RS	Houston, TX/Lutheran South
31	Tre Flowers	S	6-3	198	RJr-2L	Converse, TX/Judson
33	Matthew Newsome	S	6-0	195	RSo-Sq	Sugar Land, TX/Clements
35	Chance Cook	S	6-0	193	Fr-HS	Canadian, TX/Canadian
36	Derrick Moncrief	S	6-2	220	RSr-TR	Prattville, AL/Prattville/ Mississippi Gulf Coast CC/Auburn

SPECIALISTS

No.	Name	Pos.	Ht.	Wt.	Exp.	Hometown/Previous School
19	Ben Grogan	K	6-1	190	Sr-3L	Arlington, TX/Martin
29	Zach Sinor	P	5-10	215	RSo-1L	Castroville, TX/Medina Valley
30	Chadd Dearen	K	6-0	195	Sr-TR	Waco, TX/Rowlett/ Southwestern Assemblies of God
39	Max Allan	K	5-9	170	Fr-HS	Colleyville, TX/Heritage
49	Matt Ammendola	K	5-9	195	RFr-RS	Lansdale, PA/North Penn
52	Tanner Morgan	LS	6-1	235	Fr-HS	Ankeny, IA/Centennial
59	Matt Hockett	K/P	6-2	215	RSo-Sq	Norman, OK/Norman
61	Kaleb Smith	LS	6-2	260	RJr-1L	Aledo, TX/All Saints Episcopal
63	Sam Walkingstick	LS	5-11	200	RFr-RS	Sallisaw, OK/Sallisaw
69	Ethan Suda	P	6-0	170	Fr-HS	Alpharetta, GA/Milton



2016 SEASON PREVIEW



COWBOYS COULD FACTOR INTO BIG 12 TITLE MIX

Established playmakers return for Oklahoma State at several position groups, most notably at quarterback, receiver, linebacker and safety. Solidifying the run game and pass rush could be keys to big season.



Oklahoma State lost its most notable player from a year ago in All-America defensive end Emmanuel Ogbah, but make no mistake, 2016 is not a rebuilding year in Stillwater, evidenced by the fact that the Cowboys return a high-level quarterback in Mason Rudolph, a high-level receiver in James Washington, the most experienced offensive line in the Big 12 and the bulk of their defensive two-deep from a squad that won 10 games and played in the Sugar Bowl a year ago. Head coach Mike Gundy welcomes back nine offensive starters and seven defensive starters, plus his kicker and his punter.

Improving the run game is high on the priority list going into the season. If the Pokes can find a way to accomplish that, then the Cowboys could have one of the most dangerous offenses in the country, because the passing attack is already proven as capable of winning games.

Defensively, the safety position appears to be loaded with playmakers, so identifying pass-rush threats and settling the two-deep at linebacker and cornerback become the front-burner items.



2016 SEASON PREVIEW

THE COWBOY OFFENSE

Quarterback Mason Rudolph and wide receiver James Washington headline an Oklahoma State offense that returns approximately 76 percent of its rushing and receiving yards from the 2015 squad that won 10 games, ranked 22nd nationally in total offense and 14th nationally in scoring. The offensive line returns intact, with all five starters and eight of the 10 players on the 2015 depth chart back.

QUARTERBACK

Coming off a 2015 season in which he ranked second in the Big 12 and 17th nationally with 3,770 passing yards despite splitting reps and battling injuries down the stretch, Mason Rudolph projects as one of the Big 12's best heading into 2016.

Since having his redshirt pulled in week 11 of the 2014 season, Rudolph has quarterbacked Oklahoma State to a 12-3 record as a starter and has led the Cowboys to six victories in games in which they trailed during the second half.

As a sophomore in 2015, Rudolph was one of the nation's most dangerous down-field passers. According to ESPN Stats and Info, his 40 completions on passes thrown at least 20 yards down the field tied California's Jared Goff - the first pick in the 2016 NFL Draft - for the national lead among Power Five conference quarterbacks. Rudolph had 13 touchdowns against just two interceptions on such passes (+11), a differential that matched Clemson's Deshaun Watson and Oklahoma's Baker Mayfield.

Rudolph's 14.28 yards per pass completion in 2015 ranks No. 1 among returning quarterbacks who passed for a minimum of 2,500 yards last season. A look:

Player	2015 Pass Yds	2015 Yds/Cmp
1 Mason Rudolph, Oklahoma State	3,770	14.28
2 Skyler Howard, West Virginia	3,145	14.23
3 Dane Evans, Tulsa	4,332	14.20
4 Baker Mayfield, Oklahoma	3,700	13.75
5 Deshone Kizer, Notre Dame	2,884	13.67

Other quarterbacks on the roster include John Kolar, Taylor Cornelius and Keondre Wudtee. Kolar was a four-star prospect when he came out of Norman North HS in 2015 and is coming out of redshirt. Cornelius has seen mop-up duty for OSU and served as the second-team quarterback for parts of 2014 and 2015. Wudtee is a true freshman who enjoyed a productive prep career.

RECEIVER

Playmakers abound at receiver for OSU, where junior James Washington headlines an established and deep group.

A second-team All-Big 12 selection by both the coaches and the media last year (the two first-team picks were both finalists for the Biletnikoff Award presented to the nation's top receiver and have since departed), a strong case can be made for Washington as the Big 12's top receiver heading into 2016. He is the conference's only returning 1,000-yard receiver and led all returning Big 12 wideouts in yards per game and touchdowns last season. A look at Washington's production compared to the returning leaders among Power Five-conference receivers:

Player	2015 Rec.	2015 Rec. Yds.	2015 Rec. TD
Juju Smith-Schuster, USC	89	1,454	10
Gabe Marks, Washington State	104	1,192	15
Isaiah Ford, Virginia Tech	75	1,164	11
Chris Godwin, Penn State	69	1,101	5
James Washington, Oklahoma State	53	1,087	10
Calvin Ridley, Alabama	89	1,045	7
Simmie Cobbs Jr., Indiana	60	1,035	4
Christian Kirk, Texas A&M	80	1,009	7
Fred Ross, Mississippi State	88	1,007	5

While Washington is the centerpiece of OSU's receiving corps, he is far from the only Cowboy who can do damage. Seniors Marcell Ateman and Jhajuan Seales both have more than 1,000 receiving yards in their career.

Ateman emerged as a viable threat last season and is well-positioned to be a central piece of the offensive puzzle in 2016. Ateman ranked third on the team a year ago with 45 receptions and 766 receiving yards and had five touchdown grabs. While Seales' numbers were not spectacular in 2015, he showed up in OSU's biggest games, making two receptions for 89 yards against Baylor and three catches for 59 yards and a touchdown against Oklahoma.

Others to keep in mind include up-and-coming playmaker Jalen McCleskey and veterans Austin Hays and Chris Lacy.

COWBOY BACK

2015 All-Big 12 first-team performer Blake Jarwin is back in 2016 to lead OSU's Cowboy Backs - a hybrid tight end/fullback position. Jarwin is a reliable pass-catching weapon with 22 receptions and three touchdowns in his career. His role has steadily increased throughout the course of his career and he could be an important part of the offense in 2016.

Also returning are senior Zac Veatch and redshirt sophomore Jordan Frazier. Another name to know is Cole Neph, a redshirt sophomore walk-on who is moving from wide receiver.

RUNNING BACK

Oklahoma State has proven standouts at quarterback and receiver. If someone can emerge at running back, then the Cowboys' chances of making a run at a Big 12 title get a boost.

OSU's cast of characters in the run game from 2015 remains mostly intact, so the names are familiar - Chris Carson (43.1 rush ypg), Rennie Childs (23.4 rush ypg) and Jeff Carr (10.9 rush ypg).

The addition of Barry J. Sanders - a graduate transfer who rushed for 672 yards and five touchdowns in three seasons at Stanford, adds another capable option into the mix. Sanders is the son of OSU Heisman Trophy winner Barry Sanders.

OFFENSIVE LINE

Much like the running back position, Oklahoma State returns everyone at offensive line, but more is needed from this group if the Cowboys are going to make a championship run.

The leaders are tackles Zach Crabtree and Victor Salako, but a new player to keep an eye on is junior college transfer Larry Williams, who enrolled early and participated in spring practice.

A key stat to know is that OSU's returning five starters have combined for 101 career starts, a total that leads the Big 12 by far. A look:

Returning Offensive Line Starts, Big 12	
(as researched by ESPN.com)	
1 Oklahoma State	101
2 West Virginia	81
3 Texas	49
4 Kansas	47
5 TCU	46
6 Texas Tech	33
7 Oklahoma	32
8 Baylor	27
9 Iowa State	25
10 Kansas State	17

PLAYERS TO WATCH



QB MASON RUDOLPH



WR JAMES WASHINGTON



CW BLAKE JARWIN



WR MARCELL ATEMAN



RT ZACH CRABTREE



2016 SEASON PREVIEW

PLAYERS TO WATCH



FS JORDAN STERNS



LB JORDAN BURTON



LB CHAD WHITENER



DT VINCENT TAYLOR



K BEN GROGAN

THE COWBOY DEFENSE

Gone are All-America defensive end Emmanuel Ogbah and first-team All-Big 12 cornerback Kevin Peterson, but back are no fewer than 18 notable defensive playmakers plus an additional group of about three who have been standout tacklers and playmakers on special teams. OSU returns 69 percent of its tackles and 65 percent of its interceptions from 2015, and that's not counting anything from linebacker Justin Phillips and defensive lineman Vili Leveni, both of whom logged significant action in 2014, but missed 2015 to injury.

Safety Jordan Sterns and linebackers Jordan Burton and Chad Whitener are the headliners of this group after all three earned some form of first-team All-Big 12 recognition in 2015.

DEFENSIVE LINE

Losing Emmanuel Ogbah and Jimmy Bean from this group is significant, but even with those two gone, there are seven defensive linemen returning who have made plays in games.

Junior defensive tackle Vincent Taylor is the leader of the group. His 48 tackles and 5.0 sacks in 2015 were the highest totals for any interior defensive lineman during the Mike Gundy era (2005-present).

On the interior, Taylor will be joined by senior Motekiai Maile, redshirt junior Vili Leveni and sophomore Darrion Daniels, all of whom have made plays for OSU in the past. Leveni missed all of 2015 to injury.

The top candidates to replace Ogbah and Bean at defensive end are redshirt sophomores Jarrell Owens and Jordan Brailford.

LINEBACKER

In senior Jordan Burton and junior Chad Whitener, Oklahoma State returns a pair of 2015 All-Big 12 linebackers. Burton was a first-team all-league honoree by the *Associated Press* after ranking second on the team with 98 tackles to go with nine tackles for loss, 3.5 sacks, an interception and a fumble recovery. Whitener secured first-team All-Big 12 accolades from the *San Antonio Express News* after amassing 93 tackles, 7.5 tackles for loss, two interceptions and a fumble recovery a year ago. The Burton-Whitener duo combined for 191 tackles a year ago - which is the second-most among returning Big 12 linebacker duos.

While not a starter in 2015, Devante Averette was certainly a key contributor and disruptive figure, as evidenced by his 30 tackles, 3.5 tackles for loss, two sacks, two interceptions, one fumble recovery and defensive touchdown. Averette backed up Seth Jacobs at weakside linebacker a year ago, and with Jacobs now departed, Averette is a logical candidate to move into that spot.

Kenneth Edison-McGruder, Gyasi Akem, Kirk Tucker, Justin Phillips and Josh Mabin have all seen game action for the Cowboys and are likely to factor into the playing time rotation into the fall. Coming out of redshirt is Kevin Henry.

CORNERBACK

Senior Ashton Lampkin and junior Ramon Richards have 21 career starts between them, but even despite that, there are some question marks at cornerback.

Lampkin is the more established of the two starters, but more will be asked of him this season, both in terms of on-field production and off-field leadership. Lampkin broke up five passes last season and recorded an interception against Ole Miss in the Sugar Bowl.

After starting nine games at cornerback as a true freshman in 2014 despite not playing corner in high school, Richards saw his role diminish last season when Lampkin returned to health after having missed most of 2014 to injury. Richards returned to a first-team role and was a standout of spring ball.

Others in the mix include graduate transfer Lenzy Pipkins - a two-year starter at Louisiana Monroe - redshirt junior Darius Curry, early enrollee Malik Kearse and redshirt freshman Bryce Balous.

SAFETY

On the heels of a junior season that saw him earn first-team All-Big 12 honors from the *Associated Press*, senior free safety Jordan Sterns returns as the leader of the Cowboy defense. Sterns' 224 career tackles are the most among all players returning in the Big 12 in 2016 and rank him fourth among all defensive backs from Power Five conferences. A look:

Most Career Tackles, Power Five Defensive Backs

1	Devon Edwards, Duke	298
2	Ryan Janvion, Wake Forest	282
3	Quin Blanding, Virginia	238
4	Jordan Sterns, Oklahoma State	224
5	Johnathan Ford, Auburn	216

While Sterns is the headliner, safety is a position group loaded with talent. Junior strong safety Tre Flowers has 19 career starts to his credit and is well-established on the OSU defense.

A player to watch is senior Derrick Moncrief, who sat out last year per NCAA transfer rules after coming to Stillwater from Auburn. Ranked as the top junior college safety in the nation in 2013, Moncrief recorded 27 tackles and a fumble recovery for the Tigers in 2014. He could realistically challenge for a starting spot.

Beyond those three, there are still more good options at safety, including veteran Jerel Morrow and up-and-comer Za'Carrius Green.

SPECIALISTS

In Ben Grogan and Zach Sinor, Oklahoma State returns its starting kicker and starting punter from a year ago and both are strong performers.

Grogan ranks fourth in school history with 316 points scored and second in PATs made and attempted. Barring the unforeseen, he should shatter the OSU career record in all three of those categories. A look at where Grogan ranks among the NCAA's active career scoring leaders:

NCAA Active Career Scoring Leaders

Player	Pos.	Points
1 Zane Gonzalez, Arizona State	K	386
2 Josh Lambert, West Virginia	K	337
3 Jake Elliott, Memphis	K	324
4 Andy Phillips, Utah	K	321
5 Ben Grogan, Oklahoma State	K	316
6 Donnel Pumphrey, San Diego State	RB	300

As for Sinor, he was one of just seven freshmen in the country who made the list of candidates for the Ray Guy Award last year. Of his 75 punts, 31 were downed inside the 20 with only three touchbacks. He was a central figure in OSU allowing only 94 punt return yards on the season - a mark that ranks sixth in school history.

Graduate transfer Chadd Dearen was a standout performer for Southwestern Assemblies of God and has a chance to see the field as well.



Media Information

Oklahoma State frequently plays games on the biggest stages. The Cowboys have hosted ESPN's College Gameday in Stillwater on four occasions.





MEDIA SERVICES AND POLICIES

Thank you for your coverage of the Oklahoma State Cowboys and Big 12 football. Please let us know if we can assist your efforts at any time during the football season. The following is a list of policies and procedures that are in place. Please contact the OSU athletics communications office with any questions or concerns.

Gavin Lang (gavin.lang@okstate.edu) and Sean Maguire (sean.maguire@okstate.edu) serve as the athletics communications contacts for Oklahoma State football.

The OSU athletics communications office is located in the southwest corner of Gallagher-Iba Arena on the second floor of the Athletics Center in room 220. The primary office number is 405-744-7714.

FTP SITE

Oklahoma State Athletics provides broadcast-quality video highlights for media use on its FTP site. The site is password protected. To register for FTP services, please contact Greg Bartlett (greg.bartlett@okstate.edu).

For highlights of Cowboy games, or to obtain practice footage, contact the OSU athletics communications office, or C.J. Lickert, Oklahoma State's video and technical director (lickert@okstate.edu).

MONDAY MEDIA LUNCHEONS

Each game week during the football season, OSU hosts a media luncheon in the south club level of Boone Pickens Stadium. Lunch is served at noon with requested players and coordinators available at 12:30. Head coach Mike Gundy speaks at 1 p.m. Contact the athletics communications office for more details. OSU does not normally host a luncheon during open weeks of the season.

Gundy's portion of the news conference is available live at www.okstate.com and is archived as well. It is also available on the OSU FTP site on Monday afternoons.

MEDIA LUNCHEON PARKING & ENTRY

Parking for OSU's Monday media luncheon is across the street from the stadium in the St. John Catholic Church parking lot. Members of the media should enter the stadium through the loading dock area located at the southeast corner of the stadium.

A NOTE ABOUT PARKING ON CAMPUS

Members of the media who visit the OSU campus regularly for media functions should obtain on-campus vendor parking permits by stopping by Parking Services, located on the northeast corner of the intersection of Monroe Street and Hall of Fame Avenue.

PLAYER INTERVIEW AVAILABILITY

All interviews with Oklahoma State student-athletes should be coordinated through the athletics communications office. During the season, OSU players are available Mondays at the weekly media luncheon. Telephone interviews may be arranged by contacting Sean Maguire in the athletics communications office (sean.maguire@okstate.edu). All interview requests should be made at least 24 hours in advance. OSU's first-year players (true freshmen and transfers) are not available for interviews.

COACH INTERVIEW AVAILABILITY

Interviews with coach Mike Gundy should also be arranged through the athletics communications office. Gundy is available at OSU's weekly media luncheon on Mondays during the season. Telephone interviews with the head coach can be arranged by contacting Gavin Lang (gavin.lang@okstate.edu). As with the student-athletes, interview requests should be made at least 24 hours in advance.

BIG 12 CONFERENCE CALL

Head coach Mike Gundy is available via teleconference on Mondays as part of the Big 12 Conference call. Contact Joni James Lehmann (joni@Big12Sports.com) for more information.

SEASON MEDIA CREDENTIALS

Season credentials for Oklahoma State must be requested through OSU's official website. To begin the process, visit www.okstate.com/media. Only media covering the Cowboys on a consistent basis and on assignment will be considered for season credentials. A lost season credential will, unfortunately, result in credentials being issued on a game-by-game basis as available.

The deadline for requesting season credentials is Thursday, August 18. No season credentials will be awarded after that date.

SINGLE-GAME MEDIA CREDENTIALS

Credentials for individual games should be requested at least one week in advance in order to ensure enough time to mail out the credential and parking pass. Those requests should also be made at www.okstate.com/media. Credentials will only be granted to media on assignment and to those who cover the Cowboys or their opponent on a regular basis.

Approved passes will be mailed out up until the week of the game. Credentials and parking passes that are applied for the week of the game will not be mailed out, rather, they will be held at the media will call window at Boone Pickens Stadium for pickup on game day.

CREDENTIAL TYPES

--- MEDIA ---

This credential is for writers. It includes press box access and a press box seat, as well as access to postgame interview rooms. It does not allow sideline access until postgame. The media pass is also good for visiting radio network/television crew members who do not require sideline access.

--- PHOTO ---

This credential includes sideline access, interview room access, as well as access to the press box and the field level photo work room. Photo credential holders will not have a reserved seat in the press box. For sideline access, photographers must pick up a game-day vest in the press box with ID required. Vests must be returned in the field level photo work room, which can be accessed through the tunnel in the southwest corner of the stadium.

MEDIA PARKING ON GAMEDAY

Media parking for OSU home games is located in the parking structure just north of the Monroe and Hall of Fame intersection. The structure is just northwest of Boone Pickens Stadium and the street address is 509 North Monroe, Stillwater, OK, 74078.

From Sixth Street (Highway 51), the primary east-west passage through Stillwater, turn north on Monroe Street and proceed through the OSU campus through Hall of Fame Avenue to the garage.

From Hall of Fame Avenue, which loops around the north side of campus, turn north on Monroe. From highway 412, the toll road from Tulsa, take the first Stillwater exit from the turnpike. At the turnpike gate, go straight through the toll booth to Washington Street and take a right at the intersection of Washington and McElroy, followed by the first left.

A shuttle will be available to transport media to the press entrance at the stadium beginning three hours prior to kickoff and it will continue to operate until the press box is closed.

UPLINK TRUCK PARKING

Media outlets looking to park an uplink truck should notify Gavin Lang no later than Monday the week of the game. Uplink trucks will park on the concrete walkway between the Sherman E. Smith Indoor Training Center and the turf field immediately to the south of it. Uplink trucks that have made arrangements will be parked in that area on a first-come, first-served basis.

MEDIA CREDENTIAL PICKUP ON GAMEDAY

The will call window for media credentials is located on the south side of Boone Pickens Stadium next to Gate 1 (adjacent to the media entrance). The window will open three hours prior to kickoff and will remain open until kickoff. Media arriving after kickoff should call the Boone Pickens Stadium press box at 405-744-5757 for assistance.





MEDIA SERVICES AND POLICIES



Gavin Lang
Assistant A.D./Communications
Football
gavin.lang@okstate.edu
405-744-3875



Sean Maguire
Assistant Director
Football
sean.maguire@okstate.edu
405-744-6963



Stephen Howard
Associate Director
Men's Basketball, Women's Golf
stephen.howard@okstate.edu
405-744-7756



Ryan Cameron
Assistant Director
Women's Basketball, Men's Golf
ryan.cameron@okstate.edu
405-744-4854



Wade McWhorter
Assistant Director
Soccer, Baseball, Equestrian
wade.mcwhorter@okstate.edu
405-744-7853



Roxanne Cantrell
Unit Assistant
Football Credentials
roxanne.cantrell@okstate.edu
405-744-7714




Harry Endicott
Graduate Assistant
Wrestling, Football
Email TBD
405-744-7714



Elias Williams
Graduate Assistant
Cross Country/Track & Field
elias.joseph.williams@okstate.edu
405-744-7714



John Langham
Student Assistant
Men's Tennis
john.langham@okstate.edu
405-744-7714



Patrick Osborne
Student Assistant
Softball
patrick.osborne10@okstate.edu
405-744-7714



Addison Plank
Student Assistant
Equestrian
addison.t.plank@okstate.edu
405-744-7714



Mika Ryan
Student Assistant
Women's Tennis
mika.ryan@okstate.edu
405-744-7714

ENTERING THE STADIUM ON GAMEDAY

Working members of the media should enter Boone Pickens Stadium from Gate 1 located on the south side of the stadium. Once you enter from Gate 1, elevators to the press and broadcast levels are located to your right.

HOW TO GET TO THE PRESS BOX

The press box is located at the southeast corner of the stadium on the suite level and opens three and a half hours prior to kickoff on gamedays. The media meal is served two hours prior to kick.

After entering the stadium from Gate 1, turn right and make another right to the elevators. Take the elevators up to the suite level. The press box is the first door on the right.

Mike Gundy's postgame news conference will be available in the press box through the in-house television network for those on tight deadlines. Quotes will also be provided from the visiting players and coaches, key OSU players and coordinators.

VISITING RADIO

The visiting radio booth is located on the roof (upper concourse) of Boone Pickens Stadium on the south side of the field. Only the official radio network of the visiting school will have access to the booth. OSU radio rights holder Learfield Communications provides three co-op lines in the visitors' booth and a dry pair in the visitors' locker room. Contact the athletics communications office for more information.

FIELD ACCESS

To access the field at Boone Pickens Stadium, use the ramp located in the east end zone (Gallagher-Iba Arena side) of the stadium. Media credentials do not permit field access until postgame. Photographers with assigned vests are the only members of the media allowed on the field

before and during the game. To obtain a field access vest, photographers should report to the press box before the game and sign in.

SIDELINE POLICIES

Photographers are the only members of the media permitted on the sidelines during games.

Because of the tight sidelines at OSU, shooting areas for each game are designated on a field map that is distributed with vests. The designated areas allow space for working media as well as OSU and visiting spirit groups to co-exist. The OSU athletics communications office will have a photo marshal on the field to assist the media in their game-day efforts.

The bench areas of both sidelines are off-limits to media. While passing through from one end of the field to the other, members of the media should walk behind the bench areas.

Members of the media should not approach Cowboy players or coaches until the designated time for interview availability after the game.

PHOTO WORK ROOM

The photo work room at Boone Pickens Stadium is located on the field level and can be accessed by taking the southwest tunnel (the same tunnel used by Bullet to enter the stadium) and turning left. The work room is equipped with Internet access, drinks and flip cards. A photo vest, which can only be obtained in the press box, must be visible for admittance into that area.

GAMEDAY INTERVIEW AREAS

The visiting team locker room and interview room are located in the Athletics Center, in the east end zone of Boone Pickens Stadium. To access the interview area, enter the Heritage Hall museum off of the east plaza of the stadium (east end zone). Oklahoma State will provide

an escort for visiting media and athletics communications directors.

Interviews with Cowboy coaches and players take place in the west end zone theater room, just up the northwest tunnel. OSU will provide an escort to that location as well. Members of the media should not approach OSU players or coaches for comments on the field. The OSU locker room is closed.

PRACTICE AVAILABILITY

Oklahoma State's football practices are primarily closed to the public and media with limited exceptions (media will be notified in advance of those dates). The first portion of the workouts (generally the first 15-20 minutes) is at times open to photographers. Again, media will be notified in advance of those opportunities.

Members of the media planning to shoot practice should contact the OSU athletics communications office in advance to confirm arrangements and practice times.

PRACTICE LOCATION

The Cowboys practice in the Sherman Smith Training Center, which is just across Hall of Fame Avenue from Boone Pickens Stadium. The facility has four fields – two outdoor grass fields, an outdoor turf field and an indoor turf field.

COLLEGEPRESSBOX.COM

Collegepressbox.com is the official media website for Big 12 Conference football. Access and download weekly game notes, quotes, statistics, media guides, headshots, logos and more for the conference and each of its member schools. Login information will be distributed to accredited media or you can apply for a password by sending an e-mail to password@collegepressbox.com.



LEARFIELD SPORTS/COWBOY RADIO NETWORK

LEARFIELD SPORTS

For more than 40 years, Learfield Sports has excelled in administering the multimedia rights for a host of reputable colleges and universities. Currently, the company not only represents Oklahoma State Athletics, but nearly 100 collegiate properties across the country. Learfield recently brought on SIDEARM Sports, a leading company in digital platform development and ANC, one of the leading providers of video displays, digital signage and other technology systems for sports venues. The company has also developed a licensing division, Learfield Licensing Partners, to provide schools with a suite of licensing services, including trademark and brand management. The company also has joint ventures in the professional ticketing and concessions businesses with IMG Learfield Ticketing Solutions and the Learfield Levy partnership, respectively. Additionally, the company provides exclusive sports programming to more than 1,000 radio stations throughout the country.

Texas-based Learfield Sports is the operating unit of Learfield Communications, Inc. (Learfield), which was founded in 1972. Learfield's original name, Missouri Network, Inc., was a product of Clyde Lear and Derry Brownfield that eventually grew from a small farm network heard over six Missouri radio stations into a diverse media enterprise with more than 350 employees and corporate headquarters in Jefferson City, Mo.

As a valuable extension to the company, Learfield Sports launched in 1975 with the radio rights to the University of Missouri. Today, with over 200 full-time people, Learfield Sports' agreements with university athletic departments are broad in scope and include management of a wide variety of sponsorship, media and marketing inventory, leveraged through strategic long-term relationships with these partner schools. On a national level, Learfield Sports celebrates the opportunity to stamp its name on one of the industry's most prestigious awards – the Directors' Cup – renaming it the Learfield Sports Directors' Cup, in partnership with USA Today and NACDA.

Learfield Sports' mission to "Build the Team, Grow the Company and Have Fun" is accentuated through a culture driven to exceed goals, serve partners enthusiastically, work as a team, celebrate successes, and do what is right and honest in every endeavor. Collectively, they remain unwavering in the commitment to ensure each and every relationship is served to the best of their ability, while building on their strengths and striving to lead the way in college sports.

Kip Racy is in his eighth year in Stillwater as General Manager of Cowboy Sports Properties.

IN THE BOOTH



Dave Hunziker, Play-by-Play

Dave Hunziker is in his 16th season as "Voice of the Cowboys" for Oklahoma State University football and men's basketball. Hunziker's "Pistols Firing, touchdown Oklahoma State!" call has become a nationally recognized exclamation of Cowboy scores. His exciting, yet conversational style has made him popular with Oklahoma State fans of all ages. Hunziker was awarded the Bill Teegins Excellence in Sportscasting Award in January 2011 and was honored as the National Sportscasters and Sports Writers Association (NSSA) Oklahoma Broadcaster of the Year in 2014.



John Holcomb, Analysis

John Holcomb is in his 12th season as the radio analyst for OSU football, and his ninth season as the analyst for OSU men's basketball on the Cowboy Sports Network. Holcomb was named the Oklahoma Sportscaster of the Year in 2001, 2002 and again in 2011 by the National Sportscasters and Sportswriters Association. Holcomb is Sports Director of the News on 6 Sports team and co-hosts the "Oklahoma Sports Blitz" statewide on Sunday nights.



Robert Allen, Sideline

Robert Allen, a 1982 graduate of Oklahoma State, joined the Cowboy Radio Network in 2002 as a sideline reporter for Cowboy football. Robert is also the editor of the *GoPokes* magazine. A former walk-on at Oklahoma State, Allen has worked freelance for ESPN, NBC Sports, and Fox Sports Southwest. Following the 2011 Big 12 Championship season he co-authored a book, *More Than a Championship*, with head coach Mike Gundy.



RADIO AFFILIATES

Ada	KTLS-FM	106.5
Altus	KWHW-AM	1450
Amarillo	KIXZ-AM	940
Ardmore	KYNZ-FM	107.1
Anadarko	KACO-FM	98.5
Bartlesville	KWON-AM	1400
Blackwell	KOKB-AM	1580
Broken Bow	KKBI-FM	106.1
Cordell	KKZU-FM	101.7
Enid	KNID-FM	99.7
Frederick	KTAT-AM	1570
Grove	KGVE-FM	99.3
Guymon	KGYN-AM	1210
Hobart	KTJS-AM	1450
Hugo	KMMY-FM	96.5
Lawton	KVRW-FM	107.3
McAlester	KTMC-FM	105.1
Oklahoma City	KXXY-FM	96.1
Ponca City	WBBZ-AM	1230
Sallisaw	KXMX-FM	105.1
Shawnee	KGFF-AM	1450
Stillwater	KSPI-FM	93.7
Tahlequah	KTLQ-AM	1350
Tulsa	KFAQ-AM	1190
Vinita	KGND-AM	1470
Woodward	KMZE-FM	92.1

STILLWATER HOTELS

ATHERTON HOTEL

OSU Campus - 119 Student Union, Stillwater, OK 74078
405-744-6835

WYNDHAM GARDEN STILLWATER

600 E McElroy Rd, Stillwater, OK 74075
405-377-7010

BEST WESTERN CIMARRON HOTEL & SUITES

315 N Husband St, Stillwater, OK 74075
405-372-2878

FAIRFIELD INN AND SUITES

418 E Hall of Fame Ave, Stillwater, OK 74075
405-372-6300

HAMPTON INN AND SUITES

717 E Hall of Fame Ave, Stillwater, OK 74075
405-743-1306

HOLIDAY INN AND SUITES

715 S Country Club Rd, Stillwater, OK 74074
405-372-2445

LAQUINTA INN

5285 W 6th Ave, Stillwater, OK 74074
405-564-0599 (reservations only)

MICROTEL INN AND SUITES

423 E Hall of Fame Ave, Stillwater, OK 74075
405-372-7100



FOLLOW OSU ONLINE AND THROUGH SOCIAL MEDIA

Oklahoma State is committed to maintaining a strong presence on the Internet and on social media, highlighted by the official website of Cowboy athletics, www.okstate.com. Additionally, Oklahoma State is a player on the social media scene, with strong pages on Twitter, Facebook, YouTube, Instagram and Snapchat.

OKSTATE.COM

f t YouTube g+ i OSUATHLETICS



Instagram

- Key Accounts to Follow
- @OSUAthletics
 - @Cowboy_FB
 - @Coach_Arroyo
 - @joebobclements
 - @coachtimduffie
 - @kaseydunn100
 - @jason.mcendoo
 - @coachspencerOSU
 - @myurcich

twitter

- Official OSU Accounts
- @OSUAthletics
 - @CowboyFB
 - @OSUFanEx

- Coaching Staff
- @CoachGundy
 - @CoachArroyoOSU
 - @CoachAdkinsOSU
 - @joebobclements
 - @CoachTimDuffie
 - @kasey_dunn
 - @danhammer11
 - @JasonMcEndoo
 - @Glenn_Spencer
 - @MikeYurcich

facebook

- Pages to Like
- @osuathletics
 - @okstatefootball





MEDIA OUTLETS

WIRE SERVICE

ASSOCIATED PRESS –OKC
Central Park One
525 Central Park Dr., Ste. 202
Oklahoma City, OK 73105
405-525-2121
Cliff Brunt, sports
cbrunt@ap.org

PRINT

THE OKLAHOMAN
9000 N. Broadway
P.O. Box 25125
Oklahoma City, OK 73125
405-475-3314
Mike Sherman, sports editor
Kyle Fredrickson, beat writer
kfredrickson@opubco.com

TULSA WORLD
P.O. Box 1770
Tulsa, OK 74102-1770
918-581-8355
Michael Peters, sports editor
Bill Haisten, beat writer
william.haisten@tulsaworld.com

O'COLLY (STUDENT PAPER)
106 Paul Miller Building
Oklahoma State University
Stillwater, OK 74078
405-744-8367
Sports editor
news@ocolly.com

STILLWATER NEWS PRESS
211 West Ninth
Stillwater, OK 74076
405-372-5000, ext. 220
Jason Elmquist, Sports Editor
jelmquist@stwnnewspress.com

GO POKES MAGAZINE
918-906-4377
Terry Tush and Robert Allen, senior editors
terrytush@gmail.com
robt.allen@sbcglobal.net

POSSE MAGAZINE
Athletics Center
Stillwater, OK 74078
405-744-7301
Kevin Klintworth, Managing Editor
kevin.klintworth@okstate.edu

COWBOYXPRESS MAGAZINE
PO Box 3485
Edmond, OK 73083
405-831-2334
Rob Noller, Publisher
editor@cowboyxpress.com

LAWTON CONSTITUTION
102 SW Third
P.O. Box 2069
Lawton, OK 73501
580-585-5124
Joey Goodman, sports editor
goodman@lawton-constitution.com

ENID NEWS & EAGLE
227 W. Broadway
P.O. Box 1192
Enid, OK 73702
580-233-6600
Dave Ruthenberg, sports editor
daver@enidnews.com

DALLAS MORNING NEWS
508 Young St.
Dallas, TX 75202
214-977-8766
Dwayne Bray, Gary Jacobson
Sports editors
Katie Hairopoulos, sports writer
khairopoulos@dallasnews.com

TELEVISION

KFOR-TV (NBC) — OKC
444 E. Britton Rd.
Oklahoma City, OK 73113
405-478-6366
Brian Brinkley, sports director
Brian.Brinkley@kfor.com

KOCO-TV (ABC) — OKC
1300 E. Britton Rd.
Oklahoma City, OK 73131
405-478-3000
Bryan Keating, sports director
bkeating@hearst.com

KWTV-TV (CBS) — OKC
7401 N. Kelley Ave.
Oklahoma City, OK 73111
405-841-9954
Dean Blevins, sports director
dean.blevins@news9.net

KOKH-TV (FOX) — OKC
PO Box 14925
Oklahoma City, OK 73111
405-843-2525
Myron Patton, sports director
mpatton@okcfox.com

KOTV-TV (CBS) — TULSA
302 S. Frankfort
Tulsa, OK 74120
918-732-6146
John Holcomb, sports director
john.holcomb@newson6.net

KJRH-TV (NBC) — TULSA
3701 S. Peoria
Tulsa, OK 74105
918-748-1537
Al Jerkens, sports director
jerkens@kjrh.com

KTUL-TV (ABC) — TULSA
P.O. Box 8
Lookout Mountain
Tulsa, OK 74101
918-445-9363
John Moss
jmoss@ktulv.net

KOKI-TV (FOX) — TULSA
2625 S. Memorial
Tulsa, OK 74129
918-369-6397
Nathan Thompson, sports director
nthompson@fox23.com

KWEM-TV (IND.) — STILLWATER
PO Box 1604
Stillwater, OK 74074
405-377-8831
Casey Kendrick
General Manager
casey@tv31.net

RADIO

STILLWATER RADIO (FLAGSHIP)
408 Thomas Rd.
P.O. Box 1269
Stillwater, OK 74076
405-372-7800
Rex Holt, sports director
Bill Van Ness, reporter
stillwaterradio@coxinet.net

TRIPLE PLAY SPORTS RADIO
114 W. Seventh
Stillwater, OK 74074
405-533-1051
Robert Allen, host (OSU sideline reporter)
robt.allen@sbcglobal.net

KGWA SPORTS
1710 West Willow, Suite 300
Enid, OK 73703
580-234-4230
Jay Hoberecht, Sports Director
jhoberecht@kofm.com

THE BUZZ - 1430 KTBZ
2625 S. Memorial
Tulsa, OK 74129
918-388-5100
Chris Plank, Programming
cplank@1430thebuzz.com

THE SPORTS ANIMAL - OKC
4045 NW 64th, Ste. 600
Oklahoma City, OK 73116
405-848-0100
Dax Davis, Program Director
dax.davis@cumulus.com

THE SPORTS ANIMAL - TULSA
2448 E. 81st, Suite 5500
Tulsa, OK 74137
918-492-2660
Kevin Ward, Program Director
kward@sportsanimalltulsa.com

KRXO THE FRANCHISE
400 E. Britton Road
Oklahoma City, OK 73114
405-478-5104
Buddy Wiley, Program Director
Buddy.W@TylerMedia.com

KGHM RADIO
1900 NW Expressway, Suite 1000
Oklahoma City, OK 73118
(405) 858-1438
Randy Renner
randyrenner@clearchannel.com

OTHER OUTLETS

OSU ATHLETICS COMMUNICATIONS
220 Athletics Center
Oklahoma State University
Stillwater, OK 74078
405-744-7714
okstate.com
Twitter: @OSUAthletics, @CowboyFB

BIG 12 CONFERENCE
400 E. John Carpenter Freeway
Irving, Texas 75062
469-524-1000
Bob Burda, Associate Commissioner
bob@big12sports.com
Rob Carolla, Director of Communications
rcarolla@big12sports.com

COWBOY SPORTS PROPERTIES
OSU Athletics Center
Stillwater, OK 74078
405-744-3480
Kip Racy (General Manager)
kracy@cowboysportsproperties.com
Dave Hunziker (play-by-play)
davehunziker@hotmail.com



Coaches & Staff

Since 2010, Mike Gundy has led Oklahoma State to four seasons with at least 10 wins, an outright Big 12 title (2011) and a share of the Big 12 South title (2010). The Cowboys reached the top 10 of the Associated Press poll in 2008, 2009, 2010, 2011, 2013 and 2015.





COACHING STAFF



OKLAHOMA STATE
COWBOYS



MIKE GUNDY
HEAD COACH | 12TH YEAR
OKLAHOMA STATE, 1990

► 2011 winner of the Paul "Bear" Bryant College Coach of the Year Award selected by the Sportscasters and Sportswriters Association and the Eddie Robinson National Coach of the Year Award presented by the Football Writers Association of America after leading Oklahoma State to a 12-1 record, its first Big 12 championship and BCS bowl game appearance in 2011. In guiding the Cowboys to the Big 12 title, OSU became the first school other than Oklahoma or Texas to win the conference since 2003.

► Finalist for the Eddie Robinson National Coach of the Year Award and the Liberty Mutual National Coach of the Year Award in both 2010 and 2011.

► 2010 Big 12 Coach of the Year after leading Oklahoma State to an 11-2 overall record and a share of the Big 12 South title.

► 2015 AFCA Region 4 Coach of the Year after leading the Cowboys to as high as No. 4 in the Associated Press poll despite being unranked to start the season.

► Has coached four major national award winners since 2008, as punter Matt Fodge won the Ray Guy Award in 2008, kicker Dan Bailey won the Lou Groza Award in 2010 and receiver Justin Blackmon won the Biletnikoff Award in 2010 and 2011.

► Since 2008, Gundy has coached three finalists for the Biletnikoff Award given to the nation's top wide receiver, plus finalists for the Rimington Award given to the nation's top center, the Thorpe Award given to the nation's top defensive back, the Mackey Award given to the nation's top tight end, the Outland Trophy given to the nation's top interior lineman, the Doak Walker Award given to the nation's top running back, the Ted Hendricks Award given to the nation's top defensive end, the Ray Guy Award given to the nation's top punter and the Lou Groza Award given to the nation's top kicker.

► Has coached 17 All-Americans in the last eight seasons, including a pair of unanimous All-Americans: offensive lineman Russell Okung in 2009 and receiver Justin Blackmon in 2010 and 2011.

► In 2015, Oklahoma State won 10 games and set a school record with 22 Academic All-Big 12 honorees.

Evidence of Oklahoma State's rise on both the Big 12 and national levels during Mike Gundy's tenure as head coach is everywhere. Consider the following:

► Since 2010, Oklahoma State has four seasons with at least 10 wins, an outright Big 12 title (2011) and a share of the Big 12 South title (2010). The Cowboys reached the top 10 of the Associated Press poll in 2008, 2009, 2010, 2011, 2013 and 2015.

► Four times has Mike Gundy coached the Cowboys to a bowl game now referred to as one of the New Year's Six since 2010. The Pokes appeared in the 2010 Cotton Bowl, the 2012 Fiesta Bowl, the 2014 Cotton Bowl and the 2016 Sugar Bowl.

► Oklahoma State has been ranked in the top 15 of the Associated Press poll in seven of the last eight seasons and has posted 10-win seasons four of the last six years. Only once has OSU finished lower than third in the Big 12 since 2009.

► The Cowboys have won 47 games in the last five years and 58 games in the last six.

► Gundy has led the Cowboys to a 37-16 record against Big 12 opposition since 2010, a mark that is good for second-best in the conference this decade.

► The Cowboys rank 14th nationally with 76 wins since the beginning of the 2008 season.

► OSU has scored five victories over teams ranked in the Associated Press top 10 since 2008.

► OSU's current streak of 10 straight bowl games is the best in the history of the program.

► Since 2011, Oklahoma State has taken care of its home turf, compiling a 26-6 record in Boone Pickens Stadium.

► OSU set the top five single-season attendance records in school history in the last six seasons, including a record average of 59,126 in 2013.

► Eighteen Gundy-era Cowboys have been drafted into the NFL, with six of those 18 chosen in the first round.

► While still under the age of 50, Gundy's coaching tree has already blossomed. Former Gundy coordinators include North Carolina head coach Larry Fedora, West Virginia head coach Dana Holgorsen and former Southern Miss head coach Todd Monken. Other notable former Gundy assistants include TCU offensive coordinator Doug Meacham, West Virginia offensive coordinator Joe Wickline and former Texas A&M offensive coordinator Jake Spavital.

► Eye-popping point totals have become the norm, with the Cowboys scoring 50 or more points 30 times, 60 or more points 10 times and 70 or more points three times under Gundy.

MOST 10-WIN SEASONS SINCE 2010

1	Alabama	6
2	Florida State	5
	Michigan State	5
	Ohio State	5
	Oklahoma	5
	Oregon	5
	Stanford	5
8	Oklahoma State	4
	Baylor	4
	Boise State	4
	Clemson	4
	Georgia	4
	LSU	4
	TCU	4
	Wisconsin	4



Mike Gundy and Eddie Robinson, Jr., celebrate Gundy's 2011 Eddie Robinson Coach of the Year award.



COACHING STAFF

MOST COACHING WINS AT CURRENT SCHOOL

Coach	Current School	Wins	Years
1 Bill Snyder	Kansas State	193	24
2 Bob Stoops	Oklahoma	179	17
3 Gary Patterson	TCU	143	15
4 Kirk Ferentz	Iowa	127	17
5 Les Miles	LSU	112	11
6 Nick Saban	Alabama	100	9
7 Kyle Whittingham	Utah	95	10
8 Mike Gundy	Oklahoma State	94	11
9 Mark Dantonio	Michigan State	87	9
10 Frank Solich	Ohio	77	11
11 Dabo Swinney	Clemson	75	7
12 Pat Fitzgerald	Northwestern	70	10
13 Jimbo Fisher	Florida State	68	6
Ken Niumatalolo	Navy	68	8
15 Troy Calhoun	Air Force	67	9

In 2005, when Mike Gundy was elevated to head coach, he could have been described as a sentimental selection at his alma mater. He was a decorated Oklahoma high school athlete, one of the most successful quarterbacks in OSU history, and he had served on the staff of the three previous OSU head coaches. His ties to the school ran deep for him and his family. Most importantly, he was considered a Cowboy by Cowboys.

Fast forward to 2016, and with that sentimental choice now the winningest coach in OSU football history and one of the longest tenured coaches in all of college football, it's clear that he has guided the Cowboy football program into a new level of success.

OSU has four seasons with at least 10 wins since 2010, an outright Big 12 title (2011) and a share of the old Big

12 South title (2010). In 2011, Oklahoma State made its first Bowl Championship Series appearance – which resulted in a win over fourth-ranked Stanford. The school finished the 2010 and 2011 seasons ranked among the top 10, including a school-best third in 2011. The 2012 Tostitos Fiesta Bowl champs were just .0086 of a point from an appearance in the 2012 BCS National Championship Game. The 2013 squad soared to as high as No. 6 in the Associated Press poll and in 2015, the Cowboys climbed to as high as No. 4 in the A.P. poll.

The run to the Big 12 title in 2011 earned Gundy the Eddie Robinson Award as the national coach of the year as selected by the Football Writers Association of America after he was a finalist for the same honor in 2010. He was also tabbed as the Paul "Bear" Bryant College Coach of the Year, was voted national coach of the year by *American Football Monthly* and was a finalist for the Liberty Mutual national coach of the year award. The national accolades came just one year after Gundy was named Big 12 coach of the year in 2010 for leading OSU to a share of the Big 12 South title.

The 2010 and 2011 seasons represented the first 11-win and 12-win seasons in Cowboy history, and OSU has capped each of its last 10 seasons with bowl trips. It is a consistency that has never been in place in Stillwater.

OSU was 12-15 after Gundy's first 27 games. Since then, the Cowboys have gone 82-32. Gundy has coached 17 first-team All-Americans and four individual national award winners during his head coaching career. And during his tenure, OSU has been firmly established as one of the most entertaining offensive teams in America. Five times in the last nine years has Oklahoma State been among the nation's top 10 in total offense.

The Cowboys averaged a school-record 48.7 points per game in 2011. In fact, only twice in the last 10 years has OSU averaged less than 35 points per game. During that same time frame, OSU has churned out elite offensive talent. Offensive lineman Russell Okung, quarterback Brandon Weeden, receivers Dez Bryant and Justin Blackmon and tight end Brandon Pettigrew were all taken in the first round of recent NFL Drafts.

GUNDY YEAR-BY-YEAR HEAD COACHING RECORD

Year	Overall	Home	Away	Neutral	League Record	Finish
2005	4-7	3-3	1-4	0-0	1-7	6th South
2006	7-6	4-2	1-4	2-0	3-5	5th South
2007	7-6	4-2	2-4	1-0	4-4	3rd South
2008	9-4	6-1	2-2	1-1	5-3	4th South
2009	9-4	6-2	3-1	0-1	6-2	2nd South
2010	11-2	5-2	5-0	1-0	6-2	T1st South
2011	12-1	6-0	5-1	1-0	8-1	1st
2012	8-5	6-1	1-4	1-0	5-4	T3rd
2013	10-3	5-1	4-1	1-1	7-2	T2nd
2014	7-6	4-2	2-3	1-1	4-5	7th
2015	10-3	5-2	5-0	0-1	7-2	2nd
Career	94-47	54-18	31-24	9-5	56-37	-

GUNDY-ERA STANDOUTS

NFL DRAFT PICKS

Yr.	Rd.	Pick	Player	Team
2005	2	56	Darrent Williams, CB	Denver Broncos
2005	3	73	Vernand Morency, RB	Houston Texans
2005	7	249	Billy Bajema, TE	San Francisco 49ers
2006	6	199	Charlie Johnson, T	Indianapolis Colts
2007	4	132	Ryan McBean, DE	Pittsburgh Steelers
2007	6	209	Corey Hilliard, OT	New England Patriots
2009	1	20	Brandon Pettigrew, TE	Detroit Lions
2010	1	6	Russell Okung, OL	Seattle Seahawks
2010	1	24	Dez Bryant, WR	Dallas Cowboys
2010	5	137	Perrish Cox, DB	Denver Broncos
2010	7	250	Zac Robinson, QB	New England Patriots
2011	4	115	Kendall Hunter, RB	San Francisco 49ers
2012	1	5	Justin Blackmon, WR	Jacksonville Jaguars
2012	1	22	Brandon Weeden, QB	Cleveland Browns
2012	6	190	Markelle Martin, S	Tennessee Titans
2013	5	151	Joseph Randle, RB	Dallas Cowboys
2014	1	8	Justin Gilbert, CB	Cleveland Browns
2015	7	252	Josh Furman, DB	Denver Broncos
2016	2	32	Emmanuel Ogbah, DE	Cleveland Browns

MAJOR AWARD WINNERS

2008	Matt Fodge	Ray Guy Award
2010	Dan Bailey	Lou Groza Award
2010	Justin Blackmon	Biletnikoff Award
2011	Justin Blackmon	Biletnikoff Award

ALL-AMERICANS

2008	Dez Bryant	Wide Receiver
2008	Perrish Cox	Kick Returner
2008	Kendall Hunter	Running Back
2009	Perrish Cox	Cornerback
2009	Russell Okung	Offensive Line
2010	Dan Bailey	Kicker
2010	Justin Blackmon	Wide Receiver
2010	Kendall Hunter	Running Back
2010	Quinn Sharp	Punter
2011	Levy Adcock	Offensive Line
2011	Justin Blackmon	Wide Receiver
2011	Grant Garner	Offensive Line
2011	Markelle Martin	Safety
2011	Quinn Sharp	Kicker
2012	Quinn Sharp	Kicker
2013	Justin Gilbert	Cornerback
2015	Emmanuel Ogbah	Defensive End

BIG 12 PLAYER OF THE YEAR

2008	Dez Bryant	Special Teams
2010	Dan Bailey	Special Teams
2010	Justin Blackmon	Offense
2011	Quinn Sharp	Special Teams
2012	Quinn Sharp	Special Teams
2015	Emmanuel Ogbah	Defense



COACHING STAFF

GUNDY-ERA STANDOUTS

BIG 12 NEWCOMER OF THE YEAR

2006	Adarius Bowman	Offense
2012	Calvin Barnett	Defense
2014	Tyreek Hill	Offense

BIG 12 FRESHMAN OF THE YEAR

2006	Andre Sexton	Defense
2010	Shaun Lewis	Defense
2012	J.W. Walsh	Offense

BIG 12 OFFENSIVE LINEMAN OF THE YEAR

2009	Russell Okung
2011	Grant Garner

BIG 12 DEFENSIVE LINEMAN OF THE YEAR

2014	Emmanuel Ogbah
------	----------------

FIRST-TEAM ALL-BIG 12

2006	Adarius Bowman	Wide Receiver
	Corey Hilliard	Offensive Line
2007	Dantrell Savage	Running Back
	Brandon Pettigrew	Tight End
2008	Dez Bryant	Wide Receiver
	Kendall Hunter	Running Back
	Russell Okung	Offensive Line
2009	Perrish Cox	Cornerback
	Russell Okung	Offensive Line
	Keith Toston	Running Back
	Bryant Ward	Running Back
2010	Levy Adcock	Offensive Line
	Dan Bailey	Kicker
	Justin Blackmon	Wide Receiver
	Kendall Hunter	Running Back
	Orie Lemon	Linebacker
	Andrew McGee	Cornerback
	Quinn Sharp	Punter
	Bryant Ward	Fullback
	Brandon Weeden	Quarterback
2011	Justin Blackmon	Wide Receiver
	Levy Adcock	Offensive Line
	Grant Garner	Offensive Line
	Quinn Sharp	Punter
	Quinn Sharp	Kicker
	Jamie Blatnick	Defensive End
	Markelle Martin	Safety
	Brodrick Brown	Cornerback
2012	Joseph Randle	Running Back
	Lane Taylor	Offensive Line
	Josh Stewart	Wide Receiver
	Calvin Barnett	Defensive Line
	Quinn Sharp	Punter
	Quinn Sharp	Kicker
2013	Parker Graham	Offensive Line
	Calvin Barnett	Defensive Line
	Shaun Lewis	Linebacker
	Justin Gilbert	Cornerback
2014	Tyreek Hill	Return Man
	Emmanuel Ogbah	Defensive End
2015	Emmanuel Ogbah	Defensive End
	Kevin Peterson	Cornerback
	Blake Jarwin	Tight End

Records have been falling at the box office as well. The 2013 Cowboys were supported like no other in school history as new school marks were set for season tickets (50,223) and average attendance (59,126). Six of the eight single-game attendance highs came in 2013, including a sellout crowd of 60,218 that watched the Cowboys topple No. 3 Baylor.

Gundy's squad set a Big 12 record with nine first-team All-Big 12 selections in 2010 and matched that record in 2011.

Under Gundy, Oklahoma State won at least seven games in 10 straight seasons (2006-15) for the first time ever and won at least nine games in four straight seasons for the first time from 2008-11. In 2010 and 2011, Oklahoma State reached 11 wins in consecutive seasons for the first time in school history. OSU reached another milestone in 2011 with wins over five ranked teams.

Oklahoma State has reached the Associated Press top 15 in seven of the last eight seasons and climbed to an all-time high of second in 2011 before finishing third. After missing out on the A.P. top 10 in 2012, the Cowboys climbed as high as No. 6 in 2013 and No. 4 in 2015.

Under Gundy, OSU has not only set a school record for first-team all-league selections, but also for academic all-conference selections, as the Cowboys of 2015 placed 22 players on the Academic All-Big 12 team.

Gundy and Oklahoma State agreed on a new contract in June of 2016. The agreement keeps the former Cowboy quarterback in charge of OSU's football fortunes through at least 2021. And it is documentation of the progress that Oklahoma State has made since the 1990 OSU grad became the school's head coach.

His record of 94-47 hardly describes the renaissance of Cowboy football. Under Gundy's guidance, OSU's Big 12 record has improved from 1-7 in 2005 to regular stature among the league's top teams.

Gundy was hired as the school's 22nd head football coach on Jan. 3, 2005. He had been serving as OSU's offensive coordinator under Les Miles. It was the culmination of a legendary career for one of Oklahoma's all-time great high school athletes.

The first year was tough. Oklahoma State was 4-7 with one conference win and a sixth-place finish in the Big 12 South. Gundy, however, never wavered. He faced early and difficult decisions in his head coaching career. Those challenges included the dismissal of several players, some who figured to be headliners going into the 2005 campaign. He also had to deal with the shocking death of Vernon Grant, an inspirational team leader and multi-year starter. Gundy handled the early adversity with a steady hand beyond his years. The young Cowboys spent year one in transition with a new head coach, a new offensive coordinator and a new defensive coordinator.

MOST WINS SINCE 2010

School	Wins
1 Alabama	72
2 Oregon	69
3 Florida State	68
4 Stanford	66
5 Michigan State	65
Northern Illinois	65
7 Boise State	64
8 Clemson	62
Oklahoma	62
10 LSU	61
11 Wisconsin	60
12 Oklahoma State	58
TCU	58
14 Baylor	57
15 Georgia	56
Ohio State	56*

*2010 adjusted to 0-0 by NCAA

GUNDY CAREER CAPSULE

As a Player

1986	<i>The Sporting News</i> Outstanding Freshman QB; Set NCAA record for most passes to start a career without an interception (138)
1987	Led OSU to 10-2 record and Sun Bowl win; Completed 59.7 percent of his passes
1988	Led OSU to 10-2 record and Holiday Bowl win; Second nationally in pass efficiency
1989	Completed his career as Big Eight's all-time leader in passing and total offense

As a Coach

Year	Employer	Position
1990	Oklahoma State	Receivers
1991-93	Oklahoma State	Quarterbacks
1994-95	Oklahoma State	Offensive Coordinator
1996	Baylor	Quarterbacks/Passing Game Coordinator
1997-2000	Maryland	Quarterbacks/Passing Game Coordinator/Receivers
2001-04	Oklahoma State	Assistant Head Coach/Offensive Coordinator
2005-present	Oklahoma State	Head Coach



COACHING STAFF



Mike Gundy and his sons visit with two-time Pro Bowl receiver Dez Bryant, whom Gundy coached at Oklahoma State.

In 2006, OSU's second year under Gundy, the record improved to 7-6, with a win in the Independence Bowl over Alabama. OSU fielded one of the country's most exciting offensive squads, displayed some talented underclassmen on defense and proved capable of bumping helmets with the elite of the Big 12. And that win total, as impressive as it was, could have been even more pronounced as four Cowboy losses were decided on the final play of the game. The season included a win over Big 12 North champ Nebraska and a last-play loss to South champ Oklahoma.

The 34-31 win over Alabama in the PetroSun Independence Bowl was OSU's fourth bowl appearance in five seasons, but marked just the second postseason win for OSU since Barry Sanders terrorized opposing defenses in 1988. Scoring was up by more than two touchdowns per game as the 2006 edition of Cowboy football averaged more than 35 points per game. Oklahoma State joined undefeated Boise State as the only two teams in the country to average more than 200 yards per game rushing and passing.

The Cowboys finished Gundy's second year seventh nationally and tops in the Big 12 in rushing, seventh nationally in scoring and No. 16 in total offense. The conference rushing title was a first for the Pokes. OSU followed up that ground attack with more team rushing titles in 2007, 2008 and 2009.

In 2007, despite facing the NCAA's toughest schedule, the Cowboys won their second straight bowl game (Insight) and the climb up the Big 12 ladder continued with OSU finishing third in the South. Oklahoma State entered the final week of the regular season playing for a share of the Big 12 South championship. The 2006 and 2007 bowl titles marked the first time since 1987 and 1988 (Gundy's playing days) that the Cowboys had registered bowl wins in consecutive seasons. The Cowboys' 45-14 win at Nebraska was OSU's first in Lincoln since the Kennedy Administration.

The Cowboy offense followed up its 2006 success with something unprecedented in 2007 when it finished the season with 3,161 rushing yards and 3,161 passing yards. OSU finished seventh nationally in total offense (486.3 yards per game). The season culminated with a 49-33 win over Indiana in the Insight Bowl and sophomore quarterback Zac Robinson set a new OSU single-season record in total offense, which was later broken by Brandon Weeden.

The 2008 season brought Oklahoma State to the national stage. That version of the Cowboys became one of the most decorated in school history. Two sophomores, receiver Dez Bryant and running back Kendall Hunter, were first-team All-Americans. Quarterback Zac Robinson was a finalist for the Manning Award and a semifinalist for the Davey O'Brien Award. Tight end Brandon Pettigrew was a finalist for the Mackey Award and punter Matt Fodge was the winner of the Ray Guy Award. Junior Perrish Cox was voted a first-team All-America kick returner.

Also in 2008, the Cowboys ascended into the top 10 for the first time in 20 years, climbed to sixth in the BCS rankings and picked up a road win against a member of the A.P. top five (Missouri). That season culminated with OSU's first appearance in the Holiday Bowl since 1988.

NOTING GUNDY

LONGEST-TENURED COACHES AT THEIR CURRENT SCHOOL (ACTIVE)

1	Bill Snyder, Kansas State	24th year
2	Bob Stoops, Oklahoma	17th year
	Kirk Ferentz, Iowa	17th year
4	Gary Patterson, TCU	15th year
5	Mike Gundy, Oklahoma State	11th year
	Les Miles, LSU	11th year
	Frank Solich, Ohio	11th year
	Rick Stockstill, Middle Tennessee	11th year
	Kyle Whittingham, Utah	11th year

HEAD COACHES AT THEIR ALMA MATER

Troy Calhoun	Air Force
Mike Neu	Ball State
Bryan Harsin	Boise State
Kalani Sitake	BYU
John Bonamego	Central Michigan
Kirby Smart	Georgia
Nick Rolovich	Hawaii
Paul Haynes	Kent State
Mark Richt	Miami (Fla.)
Jim Harbaugh	Michigan
Barry Odom	Missouri
Pat Fitzgerald	Northwestern
Mike Gundy	Oklahoma State
David Shaw	Stanford
Kliff Kingsbury	Texas Tech
Matt Wells	Utah State
Sean Kugler	UTEP
Paul Chryst	Wisconsin



COACHING STAFF

The 2008 squad averaged 41 points and 487.7 yards of total offense by utilizing remarkable balance, as the Cowboys averaged 245.5 rushing yards and 242.2 passing yards per game that season.

In 2009, OSU was ranked in the top 25 all season, reaching as high as fifth in the AP poll during its 9-4 run. Along the way, OSU set a new record for season ticket sales and played in front of the largest home crowds in school history, though all of those attendance marks have since been broken. OSU entered the final week of the regular season very much in contention for its first BCS bowl berth and the Cowboys' 6-2 Big 12 record propelled OSU to No. 2 in the Big 12 bowl pecking order and an appearance in the Cotton Bowl. It was a satisfying achievement considering the onslaught of injuries the Cowboys battled throughout the year.

The 2010 season represented a breakthrough, as OSU finished 11-2 and closed a season in the top 10 for the first time since 1984. Brandon Weeden became Oklahoma State's first All-Big 12 quarterback, Justin Blackmon brought home the Biletnikoff Award and Dan Bailey won the Lou Groza Award. The Cowboys generated 520 yards of offense per game and unveiled a new-look passing attack that ranked second nationally (346 yards per game) and helped OSU score 44.2 points per contest. All-America accolades rolled in for running back Kendall Hunter, Blackmon, punter Quinn Sharp and kicker Dan Bailey.

The share of the Big 12 South title was a first for OSU as the Cowboys won 10 games in the regular season for the first time ever and for the fourth time overall. The 2010 squad also became the first OSU team to go undefeated on the road since 1945. All of those achievements were reached by a team that started the season unranked and was selected to finish fifth in the six-team Big 12 South in the preseason.

But 2010 simply set the stage for 2011. One year after no expectations greeted the Cowboys, 2011 featured unprecedented demands of OSU. The Cowboys were ranked No. 9 in the AP poll to start the season (tying the all-time preseason high set in 2009) and the squad proved up to the task. The Cowboys raced to a 10-0 start and reached No. 2 in the AP balloting and in the BCS standings before finishing third in both.

OSU clinched its first outright conference title with a lopsided win over No. 13 Oklahoma and followed that up with a Fiesta Bowl victory over No. 4 Stanford to put the wraps on a 12-1 season. Blackmon repeated as the Biletnikoff Award winner and five Cowboys (Blackmon, kicker Quinn Sharp, offensive linemen Levy Adcock and Grant Garner, and safety Markelle Martin) earned All-America honors. OSU knocked off five ranked opponents, beat four teams that won 10 games and beat seven teams in the final BCS rankings' top 30.

The Cowboys passed for 387 yards per game (second nationally), and scored 48.7 points per game (also second nationally). OSU led the nation in turnovers forced (44) and turnover margin (plus-1.62 per game).

Despite a rash of injuries at crucial positions, the 2012 Cowboys maintained their theme of explosive offense by finishing the regular season leading the Big 12 and ranking third nationally with 45.7 points per game and also ranking in the top 11 nationally in total offense (fourth), passing offense (seventh), fewest sacks allowed per game (ninth), first downs per game (11th) and red zone scoring percentage (third).

Making the 2012 numbers even more impressive was the fact that OSU was relegated to constant instability at quarterback due to injury. True freshman Wes Lunt started four games, redshirt freshman J.W. Walsh started three and junior Clint Chelf started four in the first significant action of his career. All three finished the season with more than 1,000 passing yards - a first in Big 12 history. Each had at least one game with at least 330 passing yards and each claimed at least one victory over a Big 12 opponent as a starter.

GUNDY AS A HEAD COACH

2005	4-7 (1-7 Big 12)		
9/3	Montana State	W	15-10
9/8	at Florida Atlantic	W	23-3
9/17	Arkansas State	W	20-10
10/1	Colorado	L	0-34
10/8	Missouri	L	31-38
10/15	at Texas A&M	L	23-62
10/22	at Iowa State	L	10-37
10/29	No. 2 Texas	L	28-47
11/12	No. 13 Texas Tech	W	24-17
11/19	at Baylor	L	34-44
11/26	at Oklahoma	L	14-42
2006	7-6 (3-5 Big 12)		
9/2	Missouri State	W	52-10
9/9	vs. Arkansas State	W	35-7
9/16	Florida Atlantic	W	48-8
9/23	at Houston	L	25-34
10/7	at Kansas State	L	27-31
10/14	at Kansas	W	42-32
10/21	No. 23 Texas A&M	L-ot	33-34
10/28	No. 20 Nebraska	W	41-29
11/4	at No. 4 Texas	L	10-36
11/11	Baylor	W	66-24
11/18	at Texas Tech	L	24-30
11/25	No. 13 Oklahoma	L	21-27
12/28	vs. Alabama*	W	34-31
2007	7-6 (4-4 Big 12)		
9/1	at No. 13 Georgia	L	14-35
9/8	Florida Atlantic	W	42-6
9/14	at Troy	L	23-41
9/22	Texas Tech	W	49-45
9/29	Sam Houston St.	W	39-3
10/6	at Texas A&M	L	23-24
10/13	at Nebraska	W	45-14
10/20	No. 25 Kansas St.	W	41-39
11/3	No. 14 Texas	L	35-38
11/10	No. 5 Kansas	L	28-43
11/17	at Baylor	W	45-14
11/24	at No. 10 Oklahoma	L	17-49
12/31	vs. Indiana#	W	49-33
2008	9-4 (5-3 Big 12)		
8/30	vs Washington State	W	39-13
9/6	Houston	W	56-37
9/13	Missouri State	W	57-13
9/27	Troy	W	55-24
10/4	Texas A&M	W	56-28
10/11	at No. 3 Missouri	W	28-23
10/18	Baylor	W	34-6
10/25	at No. 1 Texas	L	24-28
11/1	Iowa State	W	59-17
11/8	at No. 2 Texas Tech	L	20-56
11/15	at Colorado	W	30-17
11/29	No. 3 Oklahoma	L	41-61
12/30	vs. No. 15 Oregon%	L	31-42
2009	9-4 (6-2 Big 12)		
9/5	No. 13 Georgia	W	24-10
9/12	Houston	L	35-45
9/19	Rice	W	41-24
9/26	Grambling State	W	56-6
10/10	at Texas A&M	W	36-31
10/17	Missouri	W	33-17
10/24	at Baylor	W	34-7
10/31	No. 3 Texas	L	14-41
11/7	at Iowa State	W	34-8
11/14	Texas Tech	W	24-17
11/19	Colorado	W	31-28
11/28	at Oklahoma	L	0-27
1/2	vs. Ole Miss!	L	7-21
2010	11-2 (6-2 Big 12)		
9/4	Washington State	W	65-17
9/11	Troy	W	41-38
9/18	Tulsa	W	65-28
9/30	Texas A&M	W	38-35
10/8	at Louisiana	W	54-28
10/16	at Texas Tech	W	34-17
10/23	No. 14 Nebraska	L	41-51
10/30	at Kansas State	W	24-14
11/6	No. 22 Baylor	W	55-28
11/13	at Texas	W	33-16
11/20	at Kansas	W	48-14
11/27	No. 14 Oklahoma	L	41-47
12/29	vs. Arizona*	W	36-10
2011	12-1 (8-1 Big 12)		
9/3	Louisiana	W	61-34
9/8	Arizona	W	37-14
9/17	at Tulsa	W	59-33
9/24	at No. 8 Texas A&M	W	30-29
10/8	Kansas	W	70-28
10/15	at No. 22 Texas	W	38-26
10/22	at Missouri	W	45-24
10/29	Baylor	W	59-24
11/5	No. 17 Kansas St.	W	52-45
11/12	at Texas Tech	W	66-6
11/18	at Iowa State	L-ot	31-37
12/3	No. 13 Oklahoma	W	44-10
1/2	vs. No. 4 Stanford \$	W-ot	41-38
2012	8-5 (5-4 Big 12)		
9/1	Savannah State	W	84-0
9/8	at Arizona	L	38-59
9/15	Louisiana	W	65-24
9/29	No. 12 Texas	L	36-41
10/13	at Kansas	W	20-14
10/20	Iowa State	W	31-10
10/27	TCU	W	36-14
11/3	at No. 3 Kansas State	L	30-44
11/10	West Virginia	W	55-34
11/17	No. 23 Texas Tech	W	59-21
11/24	at No. 14 Oklahoma	L-ot	48-51
12/1	at Baylor	L	34-41
1/1	vs. Purdue+	W	58-14
2013	10-3 (7-2 Big 12)		
8/31	vs. Mississippi State	W	21-3
9/7	at UTSA	W	56-35
9/14	Lamar	W	59-3
9/28	at West Virginia	L	21-30
10/5	Kansas State	W	33-29
10/19	TCU	W	24-10
10/26	at Iowa State	W	58-27
11/2	at No. 15 Texas Tech	W	52-34
11/9	Kansas	W	42-6
11/16	at No. 23 Texas	W	38-13
11/23	No. 3 Baylor	W	49-17
12/7	No. 18 Oklahoma	L	24-33
1/4	vs. No. 9 Missouri!	L	31-41
2014	7-6 (4-5 Big 12)		
8/30	vs. No. 1 Florida State	L	31-37
9/6	Missouri State	W	40-23
9/13	UTSA	W	43-13
9/25	Texas Tech	W	45-35
10/4	Iowa State	W	37-20
10/11	at Kansas	W	27-20
10/18	at No. 12 TCU	L	9-42
10/25	No. 22 West Virginia	L	10-34
11/1	at No. 9 Kansas State	L	14-48
11/15	Texas	L	7-28
11/22	at No. 6 Baylor	L	28-49
12/6	at No. 18 Oklahoma	W-ot	38-25
1/2	vs. Washington~	W	30-22
2015	10-2 (7-2 Big 12)		
9/3	at Central Michigan	W	24-13
9/12	Central Arkansas	W	32-8
9/19	UTSA	W	69-14
9/26	at Texas	W	30-27
10/3	Kansas State	W	36-34
10/10	at West Virginia	W-ot	33-26
10/24	Kansas	W	58-10
10/31	at Texas Tech	W	70-53
11/7	No. 5 TCU	W	49-29
11/14	at Iowa State	W	35-31
11/21	No. 10 Baylor	L	35-45
11/28	No. 5 Oklahoma	L	23-58
1/1	vs. No. 16 Ole Miss@	L	20-48

* Independence Bowl, # Insight Bowl, % Holiday Bowl, ! Cotton Bowl, ^ Alamo Bowl, \$ Fiesta Bowl, + Heart of Dallas Bowl, ~ Cactus Bowl, @ Sugar Bowl



COACHING STAFF

RECORD IN BIG 12 GAMES SINCE 2010

Oklahoma	40-13	.755
<i>Oklahoma State</i>	<i>37-16</i>	<i>.698</i>
Baylor	36-16	.692
Kansas State	32-20	.615
TCU*	21-15	.583
Texas	26-26	.500
West Virginia*	15-20	.429
Texas Tech	19-34	.358
Iowa State	13-40	.245
Kansas	3-50	.006

* TCU and West Virginia didn't join the Big 12 until 2012.

In 2013, Gundy led the Cowboys to a second-place finish in the Big 12 and an appearance in the AT&T Cotton Bowl. That team went 10-3 to produce the third 10-win season in a four-year span. The Pokes were 10-1 through 11 games and played for an outright share of the Big 12 Conference title on the last day of the regular season. The Cowboys joined Florida State, Alabama and Oregon as the only four teams to rank in the top 20 nationally in both scoring offense and scoring defense. The Cowboys of 2013 led the Big 12 in scoring defense, turnovers gained, pass efficiency defense, third-down defense and red zone defense, and Gundy's decision to make changes at quarterback, running back and left tackle midway through the season went on to spark the offense, evidenced by the fact that OSU averaged 42.0 points per game in its final seven games of the year. The Cowboys went 4-0 in November, highlighted by a 38-13 pounding of No. 23 Texas in Austin and a 49-17 wipeout of No. 3 Baylor in Stillwater.

Oklahoma State was the youngest team in the nation in 2014. The Cowboys' opening day depth chart included 32 freshmen and sophomores (most in the nation) and OSU returned only 54.3 percent of its lettermen from 2013 (the lowest percentage in the nation). All told, 22 freshmen played for Oklahoma State. Of those 22 freshmen, 11 were true freshmen. On top of that, for the second time in three seasons, injuries forced Gundy to play three different starting quarterbacks. Opening day starter J.W. Walsh was lost for the season in the first quarter of the second game of the year and his backup, Daxx Garman, was lost after getting injured in week 10. Those two injuries left Gundy with the decision to either pull the redshirt off promising true freshman Mason Rudolph or start a walk-on true freshman in OSU's week 11 game at No. 6 Baylor in Waco. Even with all that adversity, the Cowboys finished with a winning record, beat Oklahoma in Norman and scored a postseason victory with a win over Washington in the Cactus Bowl.

The 2015 season may have been Gundy's best coaching job to date, as the Cowboys roared to a 10-0 record and climbed to as high as No. 4 in the Associated Press poll and No. 6 in the College Football Playoff standings in mid-November, despite not being ranked to start the season. The Cowboys of 2015 sported a 4-0 record in games decided by one score and three times overcame deficits of 15 points or more to win games. Gundy went against convention to make a two-quarterback system work spectacularly. Mason Rudolph ranked second in the Big 12 in passing yards and 12th nationally in yards per pass attempt. J.W. Walsh was responsible for 156 points despite having only 162 total offense attempts (0.92 points responsible for per total offense attempt to lead the nation). Rudolph and Walsh combined to throw 34 touchdown passes.

Mike Gundy first arrived on the Oklahoma State campus in 1986 after a heavily-decorated prep career. He became a four-year starter at OSU (1986-89), and led the Cowboys to a pair of bowl wins, the 1987 Sun Bowl over West Virginia and the 1988 Holiday Bowl over Wyoming. During those two seasons, OSU accumulated a 20-4 record.

Gundy ended his career as the Big Eight Conference's all-time leader in passing and total offense. More than 20 years after his playing career, his name is still featured throughout the OSU record books. Most of his personal marks stood until Gundy assumed head coaching duties. He began his college career by throwing 138 passes before tossing his first career interception. That streak remained an NCAA record until 2008.

After graduation, Gundy joined the Oklahoma State football staff. He coached the receivers in 1990, the quarterbacks from 1991-1993 and in 1995, and served as offensive coordinator during the 1994 season in the final year for Gundy's college coach, Pat Jones. Gundy has coached in Stillwater under each of the three previous Cowboy head coaches (Jones, Bob Simmons and Les Miles).

He spent one season at Baylor (1996) as quarterbacks coach and passing game coordinator before heading to the ACC, where he coached at Maryland (1997-2000). He returned to Stillwater in 2001 as assistant head coach and offensive coordinator, and he also coached OSU quarterbacks.

Gundy is just the third Oklahoma State graduate to assume the head coaching duties in Stillwater. Jim Lookabaugh (1939-49) and Floyd Gass (1969-71) were the others.

Gundy and his wife, Kristen (also an OSU graduate), have three children, Gavin, Gunnar and Gage.

GUNDY VS. ALL OPPONENTS

Opponent	Overall	Home	Away	Neutral
Alabama	1-0	0-0	0-0	1-0
Arizona	2-1	1-0	0-1	1-0
Arkansas State	2-0	1-0	0-0	1-0
Baylor	7-4	5-1	2-3	0-0
Central Arkansas	1-0	1-0	0-0	0-0
Central Michigan	1-0	0-0	1-0	0-0
Colorado	2-1	1-1	1-0	0-0
Florida Atlantic	3-0	2-0	1-0	0-0
Florida State	0-1	0-0	0-0	0-1
Georgia	1-1	1-0	0-1	0-0
Grambling State	1-0	1-0	0-0	0-0
Houston	1-2	1-1	0-1	0-0
Indiana	1-0	0-0	0-0	1-0
Iowa State	6-2	3-0	3-2	0-0
Kansas	7-1	3-1	4-0	0-0
Kansas State	5-3	4-0	1-3	0-0
Lamar	1-0	1-0	0-0	0-0
Louisiana	3-0	2-0	1-0	0-0
Mississippi	0-2	0-0	0-0	0-2
Mississippi State	1-0	0-0	0-0	1-0
Missouri	3-2	1-1	2-0	0-1
Missouri State	3-0	3-0	0-0	0-0
Montana State	1-0	1-0	0-0	0-0
Nebraska	2-1	1-1	1-0	0-0
Oklahoma	2-9	1-5	1-4	0-0
Oregon	0-1	0-0	0-0	0-1
Purdue	1-0	0-0	0-0	1-0
Rice	1-0	1-0	0-0	0-0
Sam Houston State	1-0	1-0	0-0	0-0
Savannah State	1-0	1-0	0-0	0-0
Stanford	1-0	0-0	0-0	1-0
TCU	3-1	3-0	0-1	0-0
Texas	4-7	0-5	4-2	0-0
Texas A&M	4-3	2-1	2-2	0-0
Texas Tech	9-2	5-0	4-2	0-0
Troy	2-1	2-0	0-1	0-0
Tulsa	2-0	1-0	1-0	0-0
UTSA	3-0	2-0	1-0	0-0
Washington	1-0	0-0	0-0	1-0
Washington State	2-0	1-0	0-0	1-0
West Virginia	2-2	1-1	1-1	0-0
Total	94-47	54-18	31-24	9-5

GUNDY VS. ALL CONFERENCES

(Reflects current membership)

Opponent	Overall	Home	Away	Neutral
ACC	0-1	0-0	0-0	0-1
Big Ten	4-1	1-1	1-0	2-0
Big 12	45-31	25-13	20-18	0-0
Pac-12	8-3	3-1	1-1	4-1
SEC	10-8	4-2	4-3	2-3

American Athletic	3-2	2-1	1-1	0-0
Conference USA	7-0	5-0	2-0	0-0
Mid American	1-0	0-0	1-0	0-0
Mountain West	0-0	0-0	0-0	0-0
Sun Belt	7-1	5-0	1-1	1-0
FCS	9-0	9-0	0-0	0-0
Total	94-47	54-18	31-24	9-5



COACHING STAFF



OKLAHOMA STATE
COWBOYS



GREG ADKINS

OFFENSIVE LINE
SECOND YEAR AT OSU | 26TH YEAR OVERALL
MARSHALL, 1990

► Greg Adkins joined the Oklahoma State staff in February of 2015 after two seasons in the National Football League coaching tight ends for the Buffalo Bills.

► In his first season in Stillwater, Adkins' offensive line helped the Cowboys rank seventh nationally in passing offense, 14th nationally in scoring offense, 17th nationally in yards per completion and ninth nationally in red zone offense. Additionally, the Pokes ranked in the top 25 nationally in fewest fumbles lost, pass efficiency, total offense and fewest turnovers lost.

► At one point of the season, Oklahoma State rattled off 10 straight games scoring 30 or more points. Included in that string were outbursts of 70 points at Texas Tech, 69 points vs. UTSA, 58 points vs. Kansas and 49 points vs. a TCU team that was ranked No. 5 in the country.

► Prior to joining the staff at Oklahoma State, he had 24 years of coaching experience, with eight of those coming in the Southeastern Conference.

► He got his start at Marshall coaching the defensive line, tight ends and offensive line from 1991-95 before moving on to Georgia in 1996 to coach the Bulldogs' defensive line.

► One season later, he switched to the offensive side of the ball, where he mentored UGA's offensive line and tight ends from 1997-2000. A two-year stint coaching offensive line and serving as recruiting coordinator at Troy from 2001-02 was followed by a six-year run at Tennessee, where he coached tight ends and offensive line and served as the Volunteers' recruiting coordinator.

► He moved on to Syracuse in 2009 to coach offensive line and serve as recruiting coordinator before moving with head coach Doug Marrone from Syracuse to the Buffalo Bills.

► Among the numerous notable players he either coached or recruited are Champ Bailey and Boss Bailey at Georgia, DeMarcus Ware at Troy and Erik Ainge at Tennessee.

► Coached three Syracuse offensive linemen to NFL opportunities (Ryan Bartholomew, Andrew Tiller and Michael Hay), plus a fourth offensive lineman – Justin Pugh – to a college career in which he earned All-Big East accolades three times.

► He helped coach Syracuse to victory in the 2010 New Era Pinstripe Bowl. It was the first bowl trip for the Orange in six years and marked SU's first bowl win in nine seasons.

► Adkins helped coach Tennessee to prominent bowl games to cap the 2003, 2004, 2006 and 2007 seasons. In 2007, his offensive line paved the way for a Volunteer offense that produced a 3,000-yard passer (Erik Ainge), a 1,000-yard rusher (Arian Foster) and a 1,000-yard receiver (Lucas Taylor).

► In 2007, Tennessee's offensive line led the nation by allowing only four sacks. Those four sacks came on 534 pass attempts (one sack per 133.5 pass attempts – a mark that also led the nation).

► His offensive line at Georgia led the way for players such as Hines Ward and Robert Edwards. In 1997, the Bulldogs went 10-2 and finished the season ranked No. 10 in the Associated Press poll. UGA won no fewer than eight games in each of his final four seasons in Athens.

► Adkins enjoyed outstanding success during his time at Marshall, helping coach his alma mater to the 1992 national championship and four trips to the national title game in a five-year span from 1991-95. With Adkins as defensive line coach, the Thundering Herd led the Southern Conference in rush defense in 1992. He moved to the offensive side of the ball in 1993 and Marshall went on to lead the league in scoring offense from 1993-95.

► A 1990 graduate of Marshall University with a degree in sports management and marketing, Adkins was a four-year letterman for the Thundering Herd and served as team captain his senior year. During his 10 years at Marshall, both as a player and as a coach, he was part of 97 victories.

PERSONAL

► Adkins and his wife, Michelle, have two sons, Nicholas and Nathan, and a daughter, Natalie.

YEAR BY YEAR

Year	School	Position
1991-95	Marshall	Defensive Line/Tight Ends/ Offensive Line
1996	Georgia	Defensive Line
1997-2000	Georgia	Offensive Line/Tight Ends
2001-02	Troy	Offensive Line/ Recruiting Coordinator
2003-05	Tennessee	Tight Ends/Asst. Offensive Line/Recruiting Coordinator
2006-08	Tennessee	Offensive Line
2009-12	Syracuse	Offensive Line/ Recruiting Coordinator
2013-14	Buffalo Bills	Tight Ends
2015-pres.	Oklahoma State	Offensive Line

BOWL GAMES

1991	Division IAA National Championship game
1992	Division IAA National Champions
1993	Division IAA National Championship game
1994	Division IAA Playoffs
1995	Division IAA National Championship game
1998	Outback Bowl
1998	Peach Bowl
2000	Outback Bowl
2000	Oahu Bowl
2004	Peach Bowl
2005	Cotton Bowl
2007	Outback Bowl
2008	Outback Bowl
2010	Pinstripe Bowl
2016	Sugar Bowl

PROMINENT PUPILS

Ryan Bartholomew, Arizona Cardinals
Andrew Tiller, New Orleans Saints
Michael Hay, St. Louis Rams
Arron Sears, Tampa Bay Buccaneers
Anthony Parker, Second-team All-American at Tennessee
Michael Munoz, Draddy Trophy winner at Tennessee
Chris Scott, Pittsburgh Steelers
Ramon Foster, Pittsburgh Steelers
DeMarcus Ware, Dallas Cowboys (recruited)
Boss Bailey, Denver Broncos (recruited)
Champ Bailey, Denver Broncos
Will Witherspoon, St. Louis Rams
Jon Stinchcomb, New Orleans Saints
Ben Watson, New England Patriots
Randy McMichael, St. Louis Rams
George Foster, Detroit Lions
Jermaine Wiggins, Minnesota Vikings
Jason Ferguson, Miami Dolphins
Jermaine Smith, Green Bay Packers
Jason Rader, Atlanta Falcons





COACHING STAFF



OKLAHOMA STATE
COWBOYS



MARCUS ARROYO

RUNNING BACKS
SECOND YEAR AT OSU | 14TH YEAR OVERALL
SAN JOSE STATE, 2003

- ▶ Marcus Arroyo joined the Oklahoma State staff as running backs coach in February of 2015.
- ▶ During his first season in Stillwater, OSU had 25 rushing touchdowns, which was a 28 percent increase above the season total from the year prior to his arrival.
- ▶ Ball security was a strong point for the Cowboy running backs in 2015, as Arroyo's backs fumbled only twice in 354 all-purpose attempts.
- ▶ Arroyo came to Oklahoma State after serving as interim offensive coordinator and playcaller for the Tampa Bay Buccaneers during the 2014-15 season. He originally went to Tampa Bay to coach quarterbacks, but after a health procedure sidelined Bucs offensive coordinator Jeff Tedford, Arroyo took on the playcalling duties.
- ▶ Under Arroyo's watch, receivers Mike Evans and Vincent Jackson both eclipsed the 1,000-yard plateau in 2014-15, marking the first time in Buccaneers history that two receivers surpassed 1,000 yards in the same season. Evans set franchise rookie records with 68 receptions, 1,051 yards and 12 touchdowns and was one of five finalists for NFL Rookie of the Year accolades. He was second among all rookies in receiving yards and was fourth in receptions.
- ▶ Arroyo came to Tampa Bay following one season (2013) as the offensive coordinator and outside receivers coach at Southern Mississippi, where his primary duties included creating the offensive game plans and play calling. Operating in Arroyo's offense, true freshman quarterback Nick Mullens earned a spot on the Conference USA all-freshman team.
- ▶ Prior to joining the Southern Mississippi coaching staff, Arroyo spent two years (2011-2012) at the University of California as the passing game coordinator and playcaller.
- ▶ Under Arroyo's guidance, Cal quarterback Zach Maynard worked himself into the No. 10 spot on the career list at the school in both passing yards (5,204) and total offense (5,350) in only two seasons. His 128.36 career passer efficiency rating is eighth on the school's all-time list.

▶ Cal had a much improved offense in 2011 during Arroyo's first-year of working with the team's quarterbacks, especially in the passing game where the Golden Bears jumped from No. 94 in the country in 2010 (175.08 ypg) to No. 46 in the country in 2011 (246.62 ypg).

▶ Cal also rose from No. 90 nationally (334.00 ypg) to No. 44 nationally (401.46 ypg) in total offense in his first season. In addition, Cal moved up 20 spots to No. 53 nationally in scoring, improving from 25.8 points per game the previous season to 28.3.

▶ Before coaching at California, Arroyo served for two seasons at Wyoming as offensive coordinator and quarterbacks coach during the 2009 and 2010 campaigns. He helped develop 2009 true freshman quarterback Austyn Carta-Samuels into the Mountain West Conference Freshman of the Year and the Offensive MVP of the 2009 New Mexico Bowl. Carta-Samuels completed 59.7 percent of his passes in two campaigns under Arroyo's guidance.

▶ Arroyo made a significant impact in his first season at Wyoming in 2009 when he installed a new spread offense that helped the Cowboys score 30 or more points five times, winning all five of those games. Arroyo's offense displayed an ability to come from behind in his first season, recording five fourth-quarter comebacks. His offensive unit also did an outstanding job of protecting the ball. Wyoming ranked No. 7 in the nation in fewest turnovers lost (14) and was No. 15 nationally in both fewest fumbles lost (7) and fewest interceptions thrown (7).

▶ When Wyoming captured the 2009 New Mexico Bowl title, it marked the second time in four seasons that Arroyo was part of a New Mexico Bowl winning team. His other victory in the game came in 2006 while he was coaching at San Jose State.

▶ Prior to his stint at Wyoming, Arroyo was the co-offensive coordinator for two seasons and quarterbacks coach for three campaigns at his alma mater, San Jose State. He was the quarterbacks coach and play-caller for the Spartans in 2006, before being promoted to co-offensive coordinator for his final two seasons in 2007 and 2008 under head coach Dick Tomey. In 2006, he directed SJSU to five fourth-quarter comeback victories.

▶ From 2006-07, Arroyo tutored the Spartans' all-time leading passer and total offense leader Adam Tafalis, who set school records for career passing yards (7,548) and total offense (8,111). Tafalis went on to sign a free agent contract with the Indianapolis Colts in the spring of 2008. He also played three seasons (2008-10) with the Hamilton Tiger-Cats of the Canadian Football League, and spent time on the rosters of both the United Football League's Sacramento Mountain Lions (2011) and the CFL's Toronto Argonauts (2012) before his retirement from football.

▶ Arroyo also spent one season at San Jose State in 2005 as a graduate assistant coach on the offensive side of the ball before being elevated to a full-time assistant in 2006.

▶ Arroyo began his collegiate coaching career in 2003, serving as an undergraduate assistant coach at his alma mater for one year. In 2004, he was the offensive coordinator at Prairie View A&M, an NCAA Division I Football Championship Subdivision (FCS) team in Prairie View, Texas.

▶ A native of Colfax, Calif., Arroyo was a three-year letterman at San Jose State, where he played quarterback from 1998-2002. In 2000, he passed for 2,334 yards and 15 touchdowns. He led the Spartans to seven wins that season, which was the most they had compiled in eight seasons.

▶ Arroyo graduated with a degree in kinesiology from San Jose State.

PERSONAL

▶ He and his wife, Kelly, were married on July 9, 2010. Kelly began her collegiate athletic career as a volleyball player at Southern Oregon and later was a swimmer at San Jose State.

YEAR BY YEAR

Year	School	Position
2003	San Jose State	Undergraduate Assistant
2004	Prairie View A&M	Offensive Coordinator
2005	San Jose State	Offensive Graduate Asst.
2006	San Jose State	Playcaller/QB
2007-08	San Jose State	Co-Offensive Coord./QB
2009-10	Wyoming	Offensive Coordinator/QB
2011-12	California	Passing Game Coordinator/ Playcaller/QB
2013	Atlanta Falcons	Preseason Training Camp Minority Internship
2013	Southern Mississippi	Offensive Coordinator/ Outside Receivers
2014	Tampa Bay Buccaneers	Interim Offensive Coordinator/QB
2015-pres	Oklahoma State	RB

BOWL GAMES

2006	New Mexico Bowl
2009	New Mexico Bowl
2011	Holiday Bowl
2016	Sugar Bowl

PROMINENT PUPILS

Keenan Allen, San Diego Chargers
C.J. Anderson, Denver Broncos
Richard Rogers, Green Bay Packers
Marvin Jones, Cincinnati Bengals
Mitchell Schwartz, Cleveland Browns
Brian Schwenke, Tennessee Titans
James Jones, Oakland Raiders
Adam Tafalis, Indianapolis Colts
John Broussard, Jacksonville Jaguars
Austyn Carta Samuels, Wyoming
Sylvester Alexander, Indianapolis Colts



COACHING STAFF



OKLAHOMA STATE
COWBOYS



JOE BOB CLEMENTS

DEFENSIVE LINE
FOURTH YEAR AT OSU | 18TH YEAR OVERALL
KANSAS STATE, 1999

► Defensive line coach Joe Bob Clements joined the Oklahoma State coaching staff in January of 2013 immediately after helping lead his alma mater, Kansas State, to the Big 12 title in 2012 as the Wildcats' defensive run game coordinator and defensive ends coach.

► Clements' 2015 defensive line was at the center of Oklahoma State ranking sixth in the nation in sacks per game and 18th nationally in tackles for loss per game. OSU logged 40 sacks (fifth in school history) and 95 tackles for loss (sixth in school history). Additionally, Clements' defensive linemen forced four fumbles, recovered three fumbles, recorded 30 quarterback hurries, broke up seven passes and blocked two kicks.

► Clements' top pupil in 2015 was first-team All-America defensive end Emmanuel Ogbah, who was a finalist for the Ted Hendricks Award presented to the nation's top defensive end and earned Big 12 Defensive Player of the Year honors from both the coaches and the Associated Press. Ogbah finished the season ranked fourth nationally in sacks and was second in the Big 12 in tackles for loss. Ogbah set a single-season OSU record with 19 quarterback hurries.

► In Clements' three seasons in Stillwater, the OSU defensive line has averaged 24.0 sacks per season. In the three years prior to Clements' arrival, Cowboy defensive linemen averaged 18.3 sacks per season.

► Clements' impact was felt immediately at OSU, as the Cowboy defensive linemen combined for 19.5 sacks during his first year in Stillwater, up from 12.5 the year prior to his arrival. Defensive tackle Calvin Barnett was a first-team All-Big 12 selection by the Associated Press and the Big 12 coaches.

► The development continued in 2014, with Clements' defensive linemen combining to record 23.5 of OSU's 33 sacks and 50.5 of the Cowboys' 97 tackles for loss.

► In 2015, the OSU defensive line combined to record 48.5 of the team's 95 tackles for loss and 29 of the team's 40 sacks.

► In 2014, defensive end Emmanuel Ogbah became the first Oklahoma State player ever named Big 12 defensive lineman of the year and became just the fifth OSU defensive lineman - the second in Clements' first two years at OSU - to earn first-team All-Big 12 honors.

► Oklahoma State saw significant improvement in the scoring column in Clements' first year, limiting opponents to 21.6 points per game, down from 28.2 points per game the year prior to his arrival. Thanks in no small part to the defensive line, OSU allowed only 11 rushing touchdowns during the 2013 regular season, a mark that ranked 11th nationally.

► OSU's 95 tackles for loss in Clements' first year set the fifth-highest single-season total in school history and the Cowboys' 29 quarterback hurries ranked seventh. OSU improved on those numbers with 97 tackles for loss (third in school history) and 34 sacks in 2014. The 40 sacks amassed by the Cowboys in 2015 were the most for an OSU defense since 1998.

► The Cowboys finished 2013 ranked in the top 25 nationally in scoring defense (19th), turnovers gained (fifth), passes intercepted (third), red zone defense (seventh), pass efficiency defense (sixth), tackles for loss (16th) and third-down conversion percentage defense (seventh) just one year after ranking in the top 25 nationally in only one of those categories (tackles for loss - 25th in 2012).

► The Cowboys forced 33 turnovers in Clements' first year, with defensive linemen responsible for six fumbles forced, four fumbles recovered and two blocked kicks.

► During Clements' 16 combined years as a player, staffer and full-time assistant coach at K-State, the Wildcats won two Big 12 championships, four Big 12 North championships, won nine or more games in a season 11 times and won 10 or more games in a season nine times.

► In 2012, K-State led the Big 12 in scoring defense, ranked second in the conference in rushing defense, turnovers gained and sacks and was third in both total defense and pass efficiency defense. One of Clements' defensive ends, Meshak Williams, was honored as Big 12 defensive lineman of the year after leading the league in sacks and another, Adam Davis, was a second-team all-Big 12 honoree who led the league with four fumbles forced.

► From 2004-05, Clements served as K-State's recruiting coordinator. The two recruiting classes he spearheaded produced future NFL players Zac Diles, Yamon Figurs, Tearrius George, Justin McKinney and Reggie Walker.

► Clements spent seven seasons as a full-time member of the K-State coaching staff, plus two seasons at San Diego State and one season at Kansas prior to joining the staff at Oklahoma State.

► At San Diego State from 2006-07, Clements' time was highlighted by the performance of first-team all-Mountain West Conference defensive lineman Antwan Applewhite. In Applewhite, Clements coached the first Aztec defensive lineman to earn first-team all-Mountain West Conference honors in seven years.

► At Kansas in 2008, Clements helped coach the Jayhawks to an eight-win season and a win over division champion and archrival Missouri. The 2008 Jayhawks picked up a convincing 42-21 win over Minnesota in the Insight Bowl.

► Clements broke into coaching as a student assistant at K-State in 1999, was elevated to a graduate assistant post with the Wildcats in 2001 and earned his first full-time coaching position when Bill Snyder promoted him to K-State defensive ends coach in 2003.

► Clements played defensive end at K-State from 1994-98. He was a member of five bowl teams with the Wildcats, highlighted by trips to the Cotton and Fiesta Bowls.

► Clements graduated from Kansas State in 1999 with a bachelor's degree in mass communications, then added a master's degree in counseling (student development) from K-State in 2009.

PERSONAL

► Clements and his wife, Pelusa, have four children, Orianna, Chance, Emma and Kaden.

YEAR BY YEAR

Year	School	Position
1999-2000	Kansas State	Student Assistant
2001-02	Kansas State	Graduate Assistant
2003-05	Kansas State	DE
2006-07	San Diego State	DL
2008	Kansas	DL
2009-11	Kansas State	DE
2012	Kansas State	Defense Run Game Coord./DE
2013-pres.	Oklahoma State	DL

BOWL GAMES

1999	Holiday Bowl
2001	Insight.com Bowl
2001	Cotton Bowl
2002	Holiday Bowl
2004	Fiesta Bowl
2008	Insight Bowl
2010	Pinstripe Bowl
2012	Cotton Bowl
2013	Fiesta Bowl
2014	Cotton Bowl
2015	Cactus Bowl
2016	Sugar Bowl

PROMINENT PUPILS

Antwan Applewhite, Carolina Panthers
Calvin Barnett, Cleveland Browns
Caleb Blakesley, Kansas
Adam Davis, Kansas State
Thomas Houchin, Indianapolis Colts
Kevin Huntley, Atlanta Falcons
Emmanuel Ogbah, Cleveland Browns
Andrew Shull, Detroit Lions
Meshak Williams, Baltimore Ravens



COACHING STAFF



OKLAHOMA STATE
COWBOYS



TIM DUFFIE

CORNERBACKS
FOURTH YEAR AT OSU | 17TH YEAR OVERALL
TEXAS TECH, 1999

- ▶ Tim Duffie joined the Oklahoma State staff in March of 2013 and coaches the Cowboy cornerbacks. He coached the OSU safeties in 2013 and 2014.
- ▶ In 2015, Duffie coached first-team All-Big 12 cornerback Kevin Peterson, who was a semifinalist for the Jim Thorpe Award, presented to the nation's top defensive back.
- ▶ The downfield coverage from Duffie's cornerbacks played a significant role in the Cowboys finishing the 2015 season ranked sixth nationally in sacks.
- ▶ Forcing turnovers has been a consistent strength of the Cowboy defense with Duffie on staff, as Oklahoma State ranked in the top 10 nationally in turnovers gained in both 2013 and 2015.
- ▶ In his first season in Stillwater, the Cowboys showed significant improvement by holding opponents to 21.6 points per game, down from 28.2 points per game the year prior to his arrival.
- ▶ The Cowboys finished 2013 ranked in the top 25 nationally in scoring defense (19th), turnovers gained (fifth), passes intercepted (third), red zone defense (seventh), pass efficiency defense (sixth), tackles for loss (16th) and third-down conversion percentage defense (seventh) just one year after ranking in the top 25 nationally in only one of those categories (tackles for loss - 25th in 2012).
- ▶ The 2013 Cowboys ranked third in school history in yards per pass attempt defense and third in pass efficiency defense. OSU's 21 interceptions in Duffie's first year were the sixth-highest total in school history and its 60 pass breakups ranked seventh.
- ▶ Duffie coached Daytawion Lowe to second-team All-Big 12 honors by the *Associated Press* and the coaches in 2013.
- ▶ In 2014, one of Duffie's pupils, sophomore safety Jordan Sterns, became the first Oklahoma State underclassman to record 100 tackles in a season in 18 years.
- ▶ Duffie came to Stillwater after spending the 2012 season coaching the secondary at Wake Forest. In his lone season at Wake, the Demon Deacons led the Atlantic Coast Conference and ranked 25th nationally in turnover margin.

▶ Prior to his time at Wake Forest, Duffie spent 2008-11 at Colorado State. He was cornerbacks coach from 2008-10 and then coached the entire Rams secondary in 2011. He served as CSU's primary recruiter for the state of Texas.

▶ While in Fort Collins, Duffie was heavily involved in recruiting much of CSU's top talent, including Crockett Gillmore, an all-conference performer in his first season as a tight end in 2011, Weston Richburg, a 2010 freshman All-American, and Austin Gray, a 12-game starter at safety as a freshman in 2011. In his first year at the reins of the Rams full secondary in 2011, Duffie was instrumental in helping CSU finish the regular season ranked 14th in the nation by allowing only 179.6 passing yards per game.

▶ Duffie broke into coaching at UTEP, where he served as a graduate assistant coaching linebackers in 2000 and then safeties in 2001. He was elevated to his first full-time position coaching the Miners safeties from 2002-03 then served as UTEP's linebackers coach from 2004-06 and back to safeties in 2007.

▶ During his time at UTEP, he coached nine all-conference athletes, the 2004 Western Athletic Conference Defensive Player of the Year in Robert Rodriguez and a second-round NFL draft choice in Thomas Howard. Howard went on to become an every day starter for the Oakland Raiders and Cincinnati Bengals.

▶ In addition to his role at UTEP, Duffie worked with the Detroit Lions in the summer of 2001 in a coaching fellowship.

▶ As a two-year starter and four-year letterwinner playing for coach Spike Dykes at Texas Tech, Duffie had 202 tackles, six tackles for loss, one sack, three passes broken up and two interceptions from 1996-99. As a senior, he started

all 11 games and racked up a single-game career-high 18 tackles at Missouri. A second-team all-state selection at Jefferson High School in his hometown of Jefferson, Texas, Duffie earned Cypress Valley Player of the Year honors and was an all-district performer on three occasions. In addition to football, he lettered in basketball, baseball and track.

▶ Duffie earned a bachelor's degree in exercise and sports science from Texas Tech in 1999 and a masters in education administration from UTEP in 2002.

PERSONAL

▶ Duffie and his wife, Autumn, have two sons together, Memphis and Manhattan. He also has a son, Timias.

YEAR BY YEAR

Year	School	Position
2000-01	UTEP	Graduate Assistant
2001	Detroit Lions	Minority Fellowship
2002-07	UTEP	S from 2002-03, 2007; LB from 2004-06
2008-11	Colorado State	CB from 2008-10; Secondary in 2011
2012	Wake Forest	Secondary
2013-pres.	Oklahoma State	Safeties from 2013-14 Cornerbacks from 2015-pres.

BOWL GAMES

2004	Houston Bowl
2005	GMAC Bowl
2008	New Mexico Bowl
2014	Cotton Bowl
2015	Cactus Bowl
2016	Sugar Bowl

PROMINENT PUPILS

Quintin Demps, Houston Texans
Thomas Howard, Cincinnati Bengals
Robert Rodriguez, Tennessee Titans
Trey Merikens, Atlanta Falcons





COACHING STAFF



OKLAHOMA STATE
COWBOYS



KASEY DUNN

RECEIVERS
SIXTH YEAR AT OSU | 24TH YEAR OVERALL
IDAHO, 1992

► Receivers coach Kasey Dunn joined the Oklahoma State staff in February of 2011. Four of his five seasons in Stillwater rank among the top eight in school history for scoring offense, total offense, passing offense and passing touchdowns.

► Dunn coached Justin Blackmon to the 2011 Biletnikoff Award as America's top wide receiver in addition to coaching him to unanimous All-America recognition. Under Dunn's watch, Blackmon set the OSU single-season record for receptions in 2011 and was the fifth overall pick in the 2012 NFL Draft.

► In 2015, the Cowboys ranked seventh nationally in passing offense, 14th nationally in scoring offense, 17th nationally in yards per completion and ninth nationally in red zone offense. Additionally, the Pokes ranked in the top 25 nationally in fewest fumbles lost, pass efficiency, total offense and fewest turnovers lost.

► In Dunn's first two years on staff, Oklahoma State ranked in the top five nationally in scoring offense and total offense both years and was second nationally in passing in 2011 and seventh nationally in passing in 2012.

► With Dunn on staff at OSU, both Justin Blackmon (122 receptions in 2011) and Josh Stewart (101 receptions in 2012) had seasons with more than 100 catches.

► Dunn has coached three different Oklahoma State receivers to 1,000-yard seasons - Justin Blackmon in 2011, Josh Stewart in 2012 and James Washington in 2015.

► In 2015, James Washington ranked 10th in the nation by averaging 20.51 yards per reception - a mark that ranks second in school history. Washington's 19.16 yards per reception over the span of his career is a school record for Cowboys with a minimum of 60 receptions.

► In 2013, Dunn's work with the receivers contributed to OSU turning in the sixth-best season in school history for scoring offense and the fourth-best season in school history for passing offense.

► Dunn helped receiver Josh Stewart move into the top four in school history for career receptions and to second-team All-Big 12 honors by the coaches in 2013.

► In 2013, the Cowboys ranked 14th nationally by averaging 39.1 points per game.

► Dunn spent the 2010 season serving as wide receivers coach at Southern Miss after a two-year stay as running backs coach for the NFL's Seattle Seahawks.

► During his year at Southern Miss, the Golden Eagles went 8-5 and played in the Beef O'Brady's Bowl. The Golden Eagles ranked 18th nationally in total offense and were 15th nationally in scoring offense. Receivers Johndrick Morris and Kelvin Bolden combined for 96 receptions for 1,406 yards and 10 receiving touchdowns.

► With the Seahawks in 2009, Dunn oversaw running backs Julius Jones and Justin Forsett as they combined to carry the ball 291 times for 1,282 yards and make 76 receptions for 582 yards.

► A 1992 University of Idaho graduate, Dunn was a standout receiver at Idaho from 1987-91. He was a three-time All-American who ended his career with school records in receptions (268), yards (3,847) and was second in touchdowns (25). At the end of his career, his catch total and receiving yards ranked second all-time in the Football Championship Subdivision, trailing only Jerry Rice. His career receptions and career yards totals still stand as Vandals' school records, while his 25 career touchdown receptions are second all-time.

► Dunn led the nation in both receptions per game (8.0 avg.) and receiving yards per game (105.8 avg.) as a junior in 1990. He ranked No. 3 nationally with 85 receptions as a senior and was fifth with 73 catches as a sophomore in 1989. The Vandals claimed three Big Sky Conference titles during Dunn's playing career and went 24-12.

► A native of San Diego, Calif., he went on to play professionally with British Columbia (1992) and Edmonton (1993) of the CFL, and Houston (1992) of the NFL before launching his coaching career.

► In 1993, he served as a volunteer assistant at his alma mater, working with the wide receivers.

► Dunn then worked as tight ends and receivers coach at the University of San Diego in 1994 before returning to Idaho as cornerbacks coach in 1995.

► Dunn has worked on both sides of the ball during stops at Arizona (2004-06), TCU (2003), Washington State (1998-2002), New Mexico (1996-97) and Idaho (1993 and 1995). In addition, he served minority internships with both the NFL's Seattle Seahawks (2003) and Denver Broncos (1997).

► Dunn spent several months at Maryland in 2008 before accepting a position with the Seattle Seahawks.

► He also worked during the 2007 season on the Baylor staff, where he held the title of special teams coordinator and wide receivers coach, and was elevated to assistant head coach early in his tenure.

► Before his stop at Baylor, Dunn was the running backs coach at Arizona where he mentored three future NFL backs, including Mike Bell, who ended his career in 2005 with a third consecutive 900-yard season. Bell finished his collegiate career ranked fourth on Arizona's all-time rushing chart, totaling 3,163 yards on 678 attempts (4.7 avg.).

► Dunn was on the defensive side of the ball at TCU where he coached cornerbacks and helped the Horned Frogs to an 11-2 record and a bid in the Fort Worth Bowl.

► During his five-year tenure on Mike Price's Washington State staff, he served as running backs coach. In addition, he was the special teams coordinator his final three seasons. In 2001, he was also elevated to assistant head coach. In his time in Pullman, the Cougars went to back-to-back bowl games for the first time in school history (2001 Sun Bowl and 2003 Rose Bowl) and started a three-year run of 10-victory campaigns.

► He also coached two WSU running backs to school records, with Kevin Brown rushing for a sophomore school-record 1,046 yards in 1998 and Deon Burnett establishing a WSU freshman mark by rushing for 974 yards in 1999.

► Prior to that he served as cornerbacks coach at New Mexico, helping the Lobos secure an appearance in the 1997 Insight.com Bowl.

PERSONAL

► Dunn and his wife, Janelle, have two daughters, Kayla and Lauren.

YEAR BY YEAR

Year	School	Position
1993	Idaho	Volunteer Assistant
1994	San Diego	TE/WR
1995	Idaho	CB
1996-97	New Mexico	CB
1998-02	Washington State	Special Teams Coord. from 2000-02/RB
2003	TCU	CB
2004-06	Arizona	RB
2007	Baylor	Special Teams Coord./WR
2008-09	Seattle Seahawks	RB
2010	Southern Miss	WR
2011-pres.	Oklahoma State	WR

BOWL GAMES

1997	Insight.com Bowl
2001	Sun Bowl
2003	Rose Bowl
2003	Forth Worth Bowl
2010	Beef O'Brady's Bowl
2012	Fiesta Bowl
2013	Heart of Dallas Bowl
2014	Cotton Bowl
2015	Cactus Bowl
2016	Sugar Bowl

PROMINENT PUPILS

Justin Blackmon, Jacksonville Jaguars
Edgerin James, Seattle Seahawks
Julius Jones, Seattle Seahawks
Justin Forsett, Seattle Seahawks
T.J. Duckett, Seattle Seahawks
David Gettis, Carolina Panthers
Mike Bell, New Orleans Saints
Chris Henry, Tennessee Titans



COACHING STAFF



OKLAHOMA STATE
COWBOYS

DAN HAMMERSCHMIDT
SAFETIES
SECOND YEAR AT OSU | 31ST YEAR OVERALL
COLORADO STATE, 1985

- ▶ A 30-year coaching veteran who came to OSU after coaching running backs at the University of Houston in 2014, Dan Hammerschmidt played safety at Colorado State from 1982-85 before breaking into the coaching ranks as a student assistant with the Rams in 1986.
- ▶ With Hammerschmidt serving as his position coach, Jordan Sterns earned first-team All-Big 12 honors from the Associated Press in 2015 after leading the Cowboys with 108 tackles. Sterns also posted two interceptions, broke up three passes, forced a fumble, recovered a fumble and recorded 1.5 tackles for loss.
- ▶ Hammerschmidt's other lead pupil in 2015, Tre Flowers, ranked fourth on the team with 83 tackles, had two interceptions and broke up seven pass attempts to go with 3.5 tackles for loss and a forced fumble.
- ▶ Hammerschmidt served as a graduate assistant at TCU in 1987 before earning his first full-time appointment at Duke, where he coached outside linebackers, special teams and the secondary from 1988-94. He helped the Blue Devils to a pair of bowl appearances in 1989 and 1994.
- ▶ He coached the secondary at Virginia Military Institute in 1995 before returning to his alma mater, where he coached the Colorado State receivers from 1996-2000. He moved into the role of co-offensive coordinator and quarterbacks coach and served in that capacity from 2001-07.
- ▶ With Hammerschmidt on staff, CSU appeared in seven bowl games and quarterback Bradlee Van Pelt earned Mountain West Conference Offensive Player of the Year accolades in 2002 and 2003. Eight of Hammerschmidt's pupils at CSU earned all-conference recognition.
- ▶ He coached wide receivers at Rice in 2008, and his one year with the Owls resulted in Jarrett Dillard becoming the first Owl to earn All-America honors from the Football Writers Association of America since 1958. Buoyed by the 20 touchdown receptions he made with Hammerschmidt as his position coach, Dillard finished his career as the NCAA's all-time leader with 59 career touchdown receptions.
- ▶ From there, Hammerschmidt served as assistant head coach and mentored the receivers and tight ends at Wyoming in 2009, then returned to Fort Collins, where he was passing game coordinator and receivers coach at Colorado State from 2010-11.
- ▶ He moved on to the NFL, where he was an offensive assistant with the Houston Texans from 2012-13. With



Hammerschmidt on staff, the Texans set a franchise record with 26.0 points per game in 2012 as seven offensive players earned Pro Bowl invites. Arian Foster led the NFL with 17 touchdowns and ranked second in the AFC with 1,424 yards rushing while receiver Andre Johnson had 1,598 yards receiving and four touchdowns. Quarterback Matt Schaub earned Pro Bowl honors as did three offensive linemen: left tackle Duane Brown, left guard Wade Smith and center Chris Myers.

▶ Hammerschmidt returned to the college ranks in 2014 as running backs coach at the University of Houston. During his one season, the Cougars ranked second in American Athletic Conference in rushing offense with 183.8 yards per game and running back Kenneth Farrow led the league with 20 rushing touchdowns, ranked second with 1,037 rushing yards and was among the top 40 players in the nation by averaging 5.58 yards per carry.

PERSONAL

▶ Hammerschmidt has a daughter, Holly, and a son, Michael. He was married to the late Karen Hammerschmidt.

YEAR BY YEAR

Year	School	Position
1986	Colorado State	Student Assistant
1987	TCU	Graduate Assistant
1988-94	Duke	Outside Linebackers and Special Teams in 1988, Secondary from 1989-94
1995	VMI	Secondary
1996-2007	Colorado State	Receivers from 1996-2000 Co-Offensive Coordinator and QBs from 2001-07
2008	Rice	Receivers
2009	Wyoming	Assistant Head Coach, Receivers and Tight Ends
2010-11	Colorado State	Passing Game Coordinator, Receivers
2012-13	Houston Texans	Offensive Assistant
2014	Houston	Running Backs
2015-pres.	Oklahoma State	Safeties

BOWL GAMES

1989	All-American Bowl
1994	Hall of Fame Bowl
1997	Holiday Bowl
1999	Liberty Bowl
2000	Liberty Bowl
2001	New Orleans Bowl
2002	Liberty Bowl
2003	San Francisco Bowl
2005	Poinsettia Bowl
2008	Texas Bowl
2009	New Mexico Bowl
2016	Sugar Bowl

PROMINENT PUPILS

Arian Foster, Houston Texans
 Chris Myers, Houston Texans
 Duane Brown, Houston Texans
 Wade Smith, Houston Texans
 Andre Johnson, Houston Texans
 Matt Schaub, Houston Texans
 Owen Daniels, Houston Texans
 James Casey, Houston Texans
 Crockett Gilmore, Colorado State
 Jarrett Dillard, Rice
 James Casey, Rice
 Bradlee Van Pelt, Colorado State
 Pete Rebstock, Colorado State
 Dallas Davis, Colorado State
 Darran Hall, Colorado State
 Geoff Turner, Colorado State
 Jeremy Calhoun, Colorado State
 Ray Farmer, Duke
 Erwin Sampson, Duke



COACHING STAFF



JASON MCENDOO

COWBOY BACKS
SECOND YEAR AT OSU | 17TH YEAR OVERALL
WASHINGTON STATE, 1998

- ▶ The 2011 American Football Coaches Association FCS Assistant Coach of the Year, Jason McEndoo spent 12 seasons as an assistant coach at Montana State prior to coming to Oklahoma State in February of 2015.
- ▶ At Oklahoma State, McEndoo coaches the Cowboy Backs - a flexible tight end/fullback hybrid position that is utilized in a number of different ways within the construct of the offense.
- ▶ Coached directly by McEndoo, Blake Jarwin earned first-team All-Big 12 honors for the first time in his career in 2015.
- ▶ During his first year in Stillwater, the Cowboys ranked seventh nationally in passing offense, 14th nationally in scoring offense, 17th nationally in yards per completion and ninth nationally in red zone offense. Additionally, the Pokes ranked in the top 25 nationally in fewest fumbles lost, pass efficiency, total offense and fewest turnovers lost.

▶ At one point of the 2015 season, Oklahoma State rattled off 10 straight games scoring 30 or more points. Included in that string were outbursts of 70 points at Texas Tech, 69 points vs. UTSA, 58 points vs. Kansas and 49 points vs. a TCU team that was ranked No. 5 in the country.

▶ McEndoo helped coach Montana State to five Big Sky Conference championships during his time in Bozeman.

▶ In 2014, Montana State ranked seventh among all FCS schools with 244.4 rushing yards per game, was ninth in the FCS with 488.6 yards of total offense per game and was 11th in the FCS with 38.2 points per game.

▶ McEndoo coached seven Bobcat All-Americans and 11 first team All-Big Sky selections, including Jeff Bolton, an All-America center who earned the 2005 Rimington Award as Division I-AA's top player at that position.

▶ He also coached 2010 consensus All-America Mike Person (a seventh round choice by San Francisco in the 2011 NFL Draft), and 2012 first-team All-Big Sky and honorable mention All-America choice Shaun Sampson.

▶ In 2011, two Bobcat O-linemen – Conrad Burbank and Alex Terrien – earned All-America honors.

▶ MSU's offensive front led the Big Sky in fewest sacks allowed in 2006 and 2008, and the Bobcats led the league in rushing yards in 2008.

▶ Under McEndoo's guidance, the offensive line was

a leadership hub in the Bobcat program. At least one offensive lineman served as a team captain in 10 of McEndoo's 12 seasons.

▶ A native of Aberdeen, Wash., McEndoo was an offensive lineman at Washington State and earned All-Pac 10 honors in 1997. He graduated from Wazzu in 1998, then spent three seasons in the NFL with the Seattle Seahawks and New Orleans Saints. He finished out a master's degree from Whitworth in 2003.

▶ He coached high school football in Washington from 2000-02 before arriving at MSU in 2003.

PERSONAL

▶ McEndoo and his wife, Ruth, have a son, Luke, and three daughters – Elizabeth, Aubrie and Ainslee.

YEAR BY YEAR

Year	School	Position
2000-01	Lake Washington HS	Offensive Line
2002	Mt Spokane HS	Offensive Line
2003-14	Montana State	Offensive Line
2015-pres.	Oklahoma State	Cowboy Backs

POST-SEASON EXPERIENCE

2003	FCS Playoffs
2006	FCS Playoffs
2010	FCS Playoffs
2011	FCS Playoffs
2012	FCS Playoffs
2014	FCS Playoffs
2016	Sugar Bowl





COACHING STAFF



OKLAHOMA STATE
COWBOYS



GLENN SPENCER

DEFENSIVE COORDINATOR/LINEBACKERS
NINTH YEAR AT OSU | 29TH YEAR OVERALL
GEORGIA TECH, 1987

▶ Glenn Spencer was promoted to defensive coordinator in January of 2013. He coached the Cowboy defensive line in 2008 and has coached the OSU linebackers from 2009 through the present.

▶ Oklahoma State has become one of the Big 12's elite teams with Spencer on the staff, as the Cowboys have amassed a 76-28 record since he came to Stillwater prior to the 2008 season. OSU won a share of the Big 12 South title in 2010 and won the Big 12 outright in 2011. The Cowboys appeared in - and won - a BCS bowl game in 2011 with a victory over Stanford in the Fiesta Bowl.

▶ Prior to Spencer's arrival in 2008, Oklahoma State had three 10-win seasons in its football history. The Cowboys have rattled off four 10-win seasons in Spencer's eight years in Stillwater.

▶ Spencer's 2015 Cowboy defense was among the most disruptive in America, ranking in the top 10 nationally in turnovers gained, defensive touchdowns and quarterback sacks and also ranking among the top 20 nationally in tackles for loss, passes intercepted and fumbles recovered.

▶ Forcing turnovers has been a strength of the Oklahoma State defense during Spencer's time in Stillwater. In fact, from 2010-15, the Cowboys are fourth nationally and second among Power Five conference schools with 175 turnovers gained.

▶ Three times during Spencer's time on staff (2008-present) has Oklahoma State ranked in the top five nationally in turnovers gained (2010, 2011 and 2013). The Cowboys of 2011 led the nation with 44 turnovers gained.

▶ A 2013 nominee for the Broyles Award given to the nation's top assistant coach, Spencer oversaw a significant improvement in Oklahoma State's defense from 2012 to 2013. In Spencer's first year as defensive coordinator, the Cowboys limited opponents to 21.6 points per game, down from 28.2 points per game the year before he took over. The Cowboys finished 2013 ranked in the top 25 nationally in scoring defense (19th), turnovers gained (fifth), passes intercepted (third), red zone defense (seventh), pass efficiency defense (sixth), tackles for loss (16th) and third-down conversion percentage defense (seventh) just one year after ranking in the top 25 nationally in only one of those categories (tackles for loss - 25th in 2012).

▶ The 2013 Cowboys ranked third in school history in yards per pass attempt defense and third in pass efficiency defense. OSU's 21 interceptions were the sixth-highest total in school history and its 60 pass breakups ranked seventh.

▶ Oklahoma State led the nation in turnover margin and fumbles recovered and ranked second in the nation in passes intercepted in 2011. OSU led the Big 12 in scoring defense in conference games and was 12th nationally in red zone defense.

▶ Defensive end Emmanuel Ogbah was a first-team All-American and Big 12 Defensive Player of the Year in 2015, just one year after earning Big 12 Defensive Lineman of the Year honors in 2014.

▶ Cornerback Justin Gilbert was an All-American and 2013 finalist for the Jim Thorpe Award given to the nation's top defensive back. He was joined by defensive tackle Calvin Barnett and linebacker Caleb Lavey on the 2013 first-team All-Big 12 squad as chosen by the Associated Press. Linebacker Shaun Lewis was a first-team All-Big 12 honoree as selected by the Big 12 coaches.

▶ Under Spencer's guidance, middle linebacker Orie Lemon exploded onto the national stage in 2010. A first-team All-Big 12 honoree, Lemon ranked third in the Big 12 and 18th in the nation with 10.2 tackles per game. His 101 solo tackles led the Big 12 and ranked third nationally. Lemon finished with 133 total tackles. In his three previous seasons combined prior to 2010, Lemon had 96 tackles.

▶ Spencer was part of a defensive staff that helped OSU improve to 31st nationally in total defense and a group that ranked 11th nationally in rushing defense in '09.

▶ Before coming to OSU in 2008, he spent the previous three seasons as assistant head coach, recruiting coordinator and defensive backs coach at Duke.

▶ During his time with the Blue Devils, Spencer coached John Talley to first-team All-Atlantic Coast Conference honors in both 2005 and 2006. He did remarkable work on the recruiting front for Duke, helping the Blue Devils land the nation's No. 31 class in 2005 and the No. 36 class in 2006, according to *Scout.com*.

▶ Prior to his arrival at Duke, Spencer coached the defensive line at Georgia Tech in 2002 and 2003 and served as the Yellow Jackets' running backs coach in 2001. With Spencer coaching the defensive line, Georgia Tech ranked 12th nationally in rushing defense, 20th in total defense and 27th in scoring defense in 2003 and placed a pair of representatives on the All-ACC squad. Eric Henderson earned first-team recognition after leading the conference with 11 quarterback sacks and logging 24 tackles for loss, and Travis Parker earned honorable mention honors. In addition, Spencer coached Mansfield Wrotto to Freshman All-America honors.

▶ Spencer coached All-ACC tailback Joe Burns in 2001, helping Burns to become just the fifth 1,000-yard rusher in Yellow Jacket history.

▶ During his time with Georgia Tech, he coached the Yellow Jackets in the Silicon Valley Football Classic in 2002 and the Seattle Bowl in 2001. He helped Georgia Tech to an appearance in the 2003 Humanitarian Bowl, but did not coach in the game as he accepted the assistant head coach job at Duke following the regular season but prior to the bowl game.

▶ Prior to his time at Tech, Spencer spent 11 seasons at West Georgia, highlighted by a successful three-year run as head coach from 1998-2000. Spencer compiled a 28-7 record that included Gulf South Conference championships and NCAA Division II playoff appearances in 1998 and 2000. The American Football Coaches Association honored him as the NCAA Division II Region Coach of the Year in 1998 after he coached the Braves to a 10-2 record. He led the team to an 8-3 mark in 1999 and a 10-2 record in 2000 and left West Georgia with a Gulf South Conference-record .800 winning percentage.

▶ Spencer started his coaching career as an assistant at West Georgia in 1990. He coached the defensive line and linebackers for seven years before taking over as defensive coordinator in 1997 when the Braves captured the school's first Gulf South Conference title while establishing a single-season school record for scoring defense. Spencer was inducted into the West Georgia Hall of Fame in the summer of 2014.

PERSONAL

▶ A native of Douglasville, Ga., Spencer graduated from Lithia Springs High School before lettering four seasons as a defensive tackle at Georgia Tech from 1982-85. He helped the Yellow Jackets to a 9-2-1 mark and a 17-14 win over Michigan State in the All-American Bowl his senior year.

▶ A 1987 graduate of Georgia Tech with a bachelor's degree in management, Spencer has two sons, Luke and Abraham. He and his wife, ESPN reporter Jeannine Edwards Spencer, were married in July of 2013.

YEAR BY YEAR

Year	School	Position
1990-96	West Georgia	DL, LB
1997	West Georgia	Defensive Coordinator
1998-2000	West Georgia	Head Coach
2001	Georgia Tech	RB
2002-03	Georgia Tech	DL
2004-06	Duke	Assistant Head Coach/ Recruiting Coord./ DB
2008-pres.	Oklahoma State	DL in 2008 LB from 2009-present Co-Def. Coord. 2011-12, Def. Coord. from 2013-pres.

BOWL GAMES

2001	Seattle Bowl
2002	Silicon Valley Football Classic
2008	Holiday Bowl
2010	Cotton Bowl
2010	Alamo Bowl
2012	Fiesta Bowl
2013	Heart of Dallas Bowl
2014	Cotton Bowl
2015	Cactus Bowl
2016	Sugar Bowl

PROMINENT PUPILS

Anthony Hargrove, New Orleans Saints
Josh Furman, Denver Broncos
Justin Gilbert, Cleveland Browns
Eric Henderson, Cincinnati Bengals
Joe Burns, Buffalo Bills
Orie Lemon, Dallas Cowboys
Alfred Malone, Houston Texans
Emmanuel Ogbah, Oklahoma State
Vincent Rey, Cincinnati Bengals
Gerris Wilkinson, New York Giants



COACHING STAFF



OKLAHOMA STATE
COWBOYS



MIKE YURCICH

OFFENSIVE COORDINATOR/QUARTERBACKS
FOURTH YEAR AT OSU | 18TH OVERALL
CALIFORNIA (PA.), 1999

► Mike Yurcich joined the Oklahoma State coaching staff as offensive coordinator and quarterbacks coach in February of 2013 after serving as offensive coordinator at Shippensburg University from 2011-12.

► In 2015, the Cowboys ranked seventh nationally in passing offense, 14th nationally in scoring offense, 17th nationally in yards per completion and ninth nationally in red zone offense. Additionally, the Pokes ranked in the top 25 nationally in fewest fumbles lost, pass efficiency, total offense and fewest turnovers lost.

► Going against convention in 2015, Yurcich coordinated a two-quarterback system that worked spectacularly and was a central reason for Oklahoma State earning the Big 12's berth into the Sugar Bowl. Mason Rudolph ranked 17th nationally in passing yards and seventh nationally in yards per pass completion. J.W. Walsh was responsible for 156 points despite having only 162 total offense attempts (0.92 points responsible for per total offense attempt). Rudolph and Walsh combined to throw 34 touchdown passes.

► At one point of the 2015 season, Oklahoma State rattled off 10 straight games scoring 30 or more points. Included in that string were outbursts of 70 points at Texas Tech, 69 points vs. UTSA, 58 points vs. Kansas and 49 points vs. a TCU team that was ranked No. 5 in the country.

► Ball security was a strength for the Cowboys in 2015, as they lost only five fumbles all season, which is second all-time at OSU for fewest fumbles lost in a season.

► In his first year at OSU, the Cowboys ranked 14th nationally by averaging 39.1 points per game. OSU scored 40 or more points six times and 50 or more points four times.

► Yurcich's first year resulted in OSU recording the sixth-best season in school history for scoring offense, the fourth-best season in school history for passing offense and the sixth-best season in school history for rushing touchdowns.

► Balance was a strong suit for the OSU offense during Yurcich's first year as offensive coordinator, as 14 different players scored an offensive touchdown during the 2013 regular season. The Cowboys finished the regular season with 503 rushing attempts and 484 passing attempts.

► Oklahoma State was one of only three teams in the nation to record a game with 500 passing yards and a game with 300 rushing yards during the 2013 season - and both of OSU's came on the road. The Pokes hit UTSA for 518 passing yards and battered Iowa State with 348 rushing yards.

► Yurcich was at the reins for an Oklahoma State first when the Cowboys beat Iowa State, 58-27, and No. 15 Texas Tech, 52-34, in consecutive weeks to mark the first time in the history of the program that OSU scored 50 points or more in back-to-back road games.

► With Yurcich serving as his position coach, OSU quarterback Clint Chelf ranked eighth nationally with an adjusted QBR of 83.9. Chelf was a two-time selection as Big 12 Player of the Week and was a second-team All-Big 12 honoree selected by the Associated Press and the Big 12 coaches.

► Quarterback J.W. Walsh set a single-game school record for completion percentage (min. 20 attempts) when he connected on 88.9 percent of his passes (24-of-27) against UTSA under Yurcich's guidance.

► Other offensive players to earn All-Big 12 honors under Yurcich's watch were offensive lineman Parker Graham (first team by the Associated Press and by the coaches), fullback Kye Staley (second team by the coaches) and receiver Josh Stewart (second team by the coaches).

► Oklahoma State scored 35 rushing touchdowns during the 2013 regular season, a mark that ranked the Cowboys second in the Big 12 and 15th nationally.

► Despite not starting until the seventh game of the 2013 season, Desmond Roland led all Big 12 running backs and was 31st nationally with 13 rushing touchdowns.

► In 2014, Yurcich oversaw an offense that produced Big 12 Offensive Newcomer of the Year Tyreek Hill and ranked in the top 10 nationally in red zone offense and fewest fumbles lost.

► Yurcich helped re-write the record books at Shippensburg. His first team set school records for points, touchdowns, total plays, first downs and total offense. His second team led the NCAA (Division II) in total offense (529.2 yards per game), and was second nationally in scoring (46.9 points per game) and passing offense (387.7 yards per game) during an 11-2 season.

► With Yurcich serving as his position coach, Shippensburg quarterback Zach Zulli won the 2012 Harlon Hill Award as the top player in Division II. Zulli set NCAA Division II records by accounting for 336 points and 56 touchdowns and tied the national record with 54 touchdown passes. Zulli ranked fourth in Division II in passing yards per game (365.2), third in total offense (382.4) and fifth in passing efficiency with a rating of 165.3

► Shippensburg scored 40 or more points 16 times in 24 games with Yurcich calling the plays from 2011-12.

► Before coaching at Shippensburg, Yurcich spent time at Edinboro University from 2006-2010, where he served as offensive coordinator and coached quarterbacks and receivers. During his tenure at Edinboro, Yurcich coached All-America quarterback Trevor Harris, a four-time all-Pennsylvania State Athletic Conference West selection who signed a free agent contract with the NFL's Jacksonville Jaguars.

► Edinboro had back-to-back nine win seasons in 2008 and 2009. The Fighting Scots advanced to the 2009 NCAA Division II football playoffs where Harris set a Division II playoff record with 630 passing yards against West Liberty.

► Edinboro averaged at least 30 points per game from 2007-09 and consistently ranked among Division II's top offenses with Yurcich calling plays.

► Yurcich is a 1999 graduate of California University in Pennsylvania. He spent three seasons as the school's starting quarterback and was a two-year captain. He began his playing career at Mount Union College. He earned a degree in psychology at California and a master's degree in education from St. Francis, where he picked up a school counseling license.

PERSONAL

► Yurcich is a native of Euclid, Ohio. His wife, Julie, was an All-America cross country athlete at Edinboro. They have two sons: Jack and Clay.

YEAR BY YEAR

Year	School	Position
1999-2002	Saint Francis (Ind.)	RB in 1999, QBs/JV from 2000-01, Offensive Coord./QBs/JV in 2002
2003-04	Indiana	Offensive Grad Assistant
2005-10	Edinboro	QB/WR in 2005, Offensive Coord./ QBs, WR from 2006-10
2011-12	Shippensburg	Offensive Coord./QBs
2013-pres.	Oklahoma State	Offensive Coord./QBs

BOWL GAMES

2014	Cotton Bowl
2015	Cactus Bowl
2016	Sugar Bowl

PROMINENT PUPILS

Clint Chelf, Oklahoma State
Trevor Harris, Edinboro
Zach Zulli, Shippensburg



COACHING STAFF



OKLAHOMA STATE
COWBOYS



ROB GLASS

ASST. A.D./SPEED, STRENGTH AND CONDITIONING
22ND YEAR AT OSU | 31ST OVERALL
OKLAHOMA STATE 1984

► Rob Glass is in his 12th year of his second stint as assistant athletic director for speed, strength and conditioning at his alma mater and is one of the central figures in the success of the program.

► Glass, one of the most recognized and preeminent strength and conditioning experts in college athletics, returned to OSU after a 10-year stint at Florida. He first worked for the Cowboys as both a football graduate assistant coach and strength coach from 1986-95 and his current tenure brings his total to 21 years at Oklahoma State.

► During his career, Glass has worked with two Heisman Trophy winners (Barry Sanders and Danny Wuerffel), a Golden Spikes Award winner (Robin Ventura), a Thorpe Award winner (Lawrence Wright) a two-time Biletnikoff Award winner (Justin Blackmon), a Lou Groza Award winner (Dan Bailey) and a Ray Guy Award winner (Matt Fodge) in addition to 19 first-round NFL draft picks and three first-round NBA draft picks as well as countless All-Americans and Olympians.

► After earning his bachelor's degree from Oklahoma State in 1984, Glass served on Pat Jones' football staff as a graduate assistant coach. He was named head strength coach at OSU in 1989 and served in that capacity until 1995, when he accepted a position as coordinator of strength and conditioning at Florida. He became Florida's director of strength and conditioning in 1998.

► In May of 2002, Glass was named a Master Strength and Conditioning Coach, the highest honor that can be achieved as a strength and conditioning coach, by the National Conference of Collegiate Strength and Conditioning Coaches Association.

► Glass has been associated with 22 bowl teams since 1987, including the Sugar, Fiesta, Cotton, Alamo and Holiday at Oklahoma State and 10 bowls at Florida, including the 1996 Fiesta Bowl, two Orange Bowls and two Sugar Bowls. He was at Florida for a national



championship and worked with two Gator squads that played in the national title game. He worked with four UF teams that played in the SEC championship game.

► At Oklahoma State, Glass has been instrumental in the development of All-Americans Barry Sanders, Thurman Thomas, Dez Bryant, Kendall Hunter, Brandon Pettigrew, Russell Okung, Justin Blackmon, Levy Adcock, Quinn Sharp, Justin Gilbert, Emmanuel Ogbah and Jason Gildon.

► At Florida, he worked with Fred Taylor, Jevon Kearse, Gerard Warren, Kenyatta Walker, Rex Grossman and Lito Sheppard, all of whom were first-round draft picks in the National Football League.

PERSONAL

► Glass was born July 3, 1961, in Newkirk, Okla. He is married to the former Laurie Lipe, and they have two children, Garrison and Jared.

YEAR BY YEAR

Year	Employer	Position
1986-88	Oklahoma State	Graduate Assistant
1989-95	Oklahoma State	Head Strength Coach
1995-98	Florida	Coordinator of Strength and Conditioning
1998-2004	Florida	Director of Strength and Conditioning
2005-pres.	Oklahoma State	Assistant Athletic Director, Speed, Strength and Conditioning

BOWL GAMES

1987	Sun Bowl
1988	Holiday Bowl
1996	Fiesta Bowl
1997	Sugar Bowl
1998	Citrus Bowl
1999	Orange Bowl
2000	Citrus Bowl
2001	Sugar Bowl
2002	Orange Bowl
2003	Outback Bowl
2004	Outback Bowl
2004	Peach Bowl
2006	Independence Bowl
2007	Insight Bowl
2008	Holiday Bowl
2010	Cotton Bowl
2010	Alamo Bowl
2012	Fiesta Bowl
2013	Heart of Dallas Bowl
2014	Cotton Bowl
2015	Cactus Bowl
2016	Sugar Bowl

PROMINENT PUPILS

Barry Sanders, Detroit Lions
Danny Wuerffel, New Orleans Saints
Thurman Thomas, Buffalo Bills
Russell Okung, Denver Broncos
Justin Blackmon, Jacksonville Jaguars
Dez Bryant, Dallas Cowboys
Brandon Weeden, Dallas Cowboys
Brandon Pettigrew, Detroit Lions
Justin Gilbert, Cleveland Browns
Kendall Hunter, San Francisco 49ers
Emmanuel Ogbah, Cleveland Browns
Jevon Kearse, Tennessee Titans
Fred Taylor, New England Patriots
Jason Gildon, Pittsburgh Steelers
Lito Sheppard, New York Jets
Rex Grossman, Houston Texans
Ike Hilliard, Tampa Bay Buccaneers



ANALYSTS



OKLAHOMA STATE
COWBOYS



BILL CLAY
DEFENSIVE ANALYST
SIXTH YEAR AT OSU | 48TH YEAR OVERALL
ARKANSAS, 1963

► Bill Clay has spent nearly a half-century coaching football and has served as defensive coordinator at seven Division I schools, including Oklahoma State from 2001-04.

► He joined the OSU staff as a defensive analyst in February of 2015 after being out of football for three seasons.

► During his distinguished career, Clay held the defensive coordinator title at Southern Mississippi, SMU, Temple, Mississippi State, UTEP, UAB and Oklahoma State. Additionally, he served as an assistant at Virginia, Virginia Tech, the Tampa Bay Buccaneers, Louisiana Tech, Texas A&M, Samford and Blinn College.

► Clay is a native of Marianna, Ark., and graduated from the University of Arkansas in 1963. He was a two-year letterman for the Razorbacks.

PERSONAL

► Clay and his wife, Marimarlene, have four grown daughters, Christina Long, Kimberly Bennett, Amanda Donohue and Kelly Atwood.

YEAR BY YEAR

Year	School	Position
1965-68	Ganby HS	Coach
1969-71	Virginia	Assistant Coach
1972	Virginia Tech	Linebackers
1973-74	South Carolina	Linebackers
1976-79	Southern Mississippi	Assistant Coach
1980-81	Southern Mississippi	Defensive Coordinator
1982-86	SMU	Defensive Coordinator
1987	Tampa Bay Buccaneers	Defensive Assistant
1988	Temple	Defensive Coordinator
1989-90	Mississippi State	Assistant Coach
1991-95	Mississippi State	Defensive Coordinator
1996	UTEP	Defensive Coordinator
1997-2000	UAB	Defensive Coordinator/ Linebackers
2001-04	Oklahoma State	Defensive Coordinator
2005	Louisiana Tech	Inside Linebackers
2006-07	Texas A&M	Safeties
2008-10	Samford	Linebackers
2011	Blinn College	Defensive Coordinator
2015-pres.	Oklahoma State	Defensive Analyst

BOWL GAMES

1980	Independence Bowl
1981	Tangerine Bowl
1982	Cotton Bowl
1983	Sun Bowl
1984	Aloha Bowl
1991	Liberty Bowl
1993	Peach Bowl
1994	Peach Bowl
2002	Houston Bowl
2003	Cotton Bowl
2004	Alamo Bowl
2006	Holiday Bowl
2016	Allstate Sugar Bowl



OKLAHOMA STATE
COWBOYS



JOSH HENSON
OFFENSIVE ANALYST
SIXTH YEAR AT OSU | 18TH YEAR OVERALL
OKLAHOMA STATE, 1998

► A four-year letterman at Oklahoma State from 1994-97, Josh Henson returned to his alma mater in the spring of 2016 to assume the role of offensive analyst.

► Henson returned to Stillwater after serving the previous three seasons as offensive coordinator at Missouri, where he helped the Tigers to a trip to the Cotton Bowl at the end of the 2013 season and an appearance in the Citrus Bowl at the end of the 2014 season.

► As a player, Henson was a standout offensive lineman for the Cowboys who logged 37 starts over his four-year career. As a senior in 1997, he was a second-team All-Big 12 performer and was a leader for a Cowboy squad that went 8-4 and finished second in the Big 12 South.

► After graduating in 1998 with a degree in secondary education, Henson went straight into coaching, serving as a high school football coach in Kingfisher. In one season at Kingfisher, he helped guide the Yellowjackets to the Oklahoma state semifinals.

► He returned to OSU as a grad assistant in 1999 and was elevated to tight ends coach and recruiting coordinator in 2001. As recruiting coordinator, Henson played a key role in OSU's 2003 signing class being ranked No. 15 in the nation by *Rivals.com*. A year earlier, *Rivals.com* rated the Cowboy class as the 26th-best in the country.

► When Les Miles left Oklahoma State for LSU, he took Henson with him to Baton Rouge and Henson again

served as tight ends coach and recruiting coordinator. As LSU's recruiting coordinator, Henson assembled a pair of top-10 recruiting classes in 2006 and 2007 that helped the Tigers win the BCS National Championship in 2008. For his efforts, Henson was ranked as one of college football's top 25 recruiters in 2006 and 2007 by *Rivals.com*.

► Henson moved on to Missouri in 2009 and during his time at Mizzou, he coached the Tiger tight ends and offensive line before being elevated to offensive coordinator in 2013.

► In Henson's first year as offensive coordinator, Missouri ranked 13th nationally in scoring (after ranking 80th in 2012) at 39.1 points per game, 16th in total offense (96th in 2012) at just under 500 yards per game, 16th in rushing (88th in 2012) and 34th in passing efficiency, a year after ranking just 103rd nationally in that category.

PERSONAL

► A native of Tuttle, Okla., Henson and his wife Shauna have a son, Will, and a daughter, Kate.

YEAR BY YEAR

Year	School	Position
1998	Kingfisher HS	Assistant Coach
1999	Oklahoma State	Graduate Assistant
2001-04	Oklahoma State	Tight Ends Recruiting Coordinator
2005-08	LSU	Tight Ends Recruiting Coordinator
2009-12	Missouri	Co-Offensive Line
2013-15	Missouri	Offensive Coordinator Tight Ends Offensive Line
2016-pres.	Oklahoma State	Offensive Analyst

BOWL GAMES

2002	Houston Bowl
2004	Cotton Bowl
2004	Alamo Bowl
2005	Peach Bowl
2007	Sugar Bowl
2008	BCS National Championship Game
2008	Peach Bowl
2009	Texas Bowl
2010	Insight Bowl
2011	Independence Bowl
2014	Cotton Bowl
2014	Citrus Bowl



FOOTBALL OPERATIONS AND RECRUITING STAFF



OKLAHOMA STATE
COWBOYS



MACK BUTLER

DIRECTOR OF FOOTBALL OPERATIONS
12TH YEAR AT OSU | 45TH OVERALL
CENTRAL OKLAHOMA, 1972

- ▶ Mack Butler returned to Stillwater from Louisiana State University in 2009. He had served as LSU's assistant athletic director for football administration from 2005-08, when he accompanied former Oklahoma State head coach Les Miles to Baton Rouge. From 2001 to 2004 he had served as OSU's director of football operations.
- ▶ In 2014, he was recognized as *FootballScoop's* Director of Football Operations of the Year.
- ▶ He has served as a district representative on the Director of Football Operations National Committee since 2007.
- ▶ Butler has been part of 19 bowl teams during his career in college football, including a BCS national champion squad in 2007 with LSU.
- ▶ From 1989 to 1999 Butler was an assistant coach at Tulsa before becoming the director of operations for the Golden Hurricane in 2000. Butler first arrived in Stillwater in 2001 to serve as the operations director for Oklahoma State.
- ▶ He began his career as a high school coach with stops at Stigler, McAlester and Wilburton before joining the staff at Northeastern Oklahoma A&M Junior College, where he served as the secondary coach and recruiting coordinator. While at NEO, he was part of the undefeated 1986 NJCAA national championship team.
- ▶ During his time in the Oklahoma high school coaching ranks, Butler served as head coach in the 1985 all-state game.
- ▶ A native of Fairfax, Okla., Butler is an experienced and highly respected administrator, and a member of the Oklahoma Football Coaches Association Hall of Fame. He is a 1972 graduate of the University of Central Oklahoma and earned a master's degree in administration from Southeastern Oklahoma State in 1986.
- ▶ Butler and his wife Jacque have four children.



OKLAHOMA STATE
COWBOYS



JOHNNY BARR

DIRECTOR OF RECRUITING
13TH YEAR AT OSU | 44TH OVERALL
OKLAHOMA, 1970

- ▶ Johnny Barr is in the eighth year of his third tenure in Stillwater after returning to the Cowboy staff in 2009. He serves as director of recruiting. Barr was co-defensive coordinator and linebackers coach under Bob Simmons at Oklahoma State in 1995 and 1996 and was the Cowboys' outside linebackers coach under Pat Jones from 1986-88.
- ▶ Barr returned to OSU after serving as coordinator of on-campus recruiting at Texas A&M from 2004-07.
- ▶ Barr is well-known in Big 12 circles. In addition to his first two stints at Oklahoma State and his time at Texas A&M, he also coached linebackers at Oklahoma from 1989-94 and at Kansas in 2001 before moving on to coach safeties at Texas Tech in 2003.
- ▶ His career path has also taken him to stops at Arizona State, where he coached linebackers from 1997-2000, Texas State, where he was defensive coordinator and secondary coach from 1983-85, and Lamar, where he coached the secondary from 1979-82.
- ▶ Barr entered the coaching profession as freshman receivers coach at Oklahoma in 1970 before moving on to become a varsity assistant coach at Lufkin (Texas) HS from 1971-72 and Clear Creek (Texas) HS from 1973-74. He was offensive coordinator at Navarro Junior College from 1975-78 before getting into the Division I coaching level at Lamar.
- ▶ Barr has been part of 19 bowl teams in his career.
- ▶ Barr was a three-year letterman at Atlanta High School in Texas and was an all-state quarterback and all-east Texas. He played college football at Oklahoma and set Bluebonnet Bowl records as a receiver for most receptions, most touchdown catches and most points scored in that bowl game.
- ▶ Barr graduated from the University of Oklahoma in 1970 with a degree in business education. He is married to the former Christi Groce. Barr has four children, twins Allie and Caroline Barr, and OSU grad Stephanie Stallsmith and Stacy Bruce.



OKLAHOMA STATE
COWBOYS



ROD JOHNSON

ASST. DIRECTOR OF FOOTBALL OPERATIONS
11TH YEAR AT OSU AND OVERALL
N.C. STATE, 2003

- ▶ Rod Johnson joined the Oklahoma State football staff in May of 2012 after spending the previous six years working in the OSU compliance and academics offices. He is involved in the daily functions of Cowboy football.
- ▶ Johnson was a defensive back at North Carolina State from 1998-2003.
- ▶ Johnson interned in the N.C. State compliance office during the 2003-04 school year before accepting a full-time job as assistant director of compliance in August of 2004. He held that post until coming to Oklahoma State in January of 2006.
- ▶ A native of La Marque, Texas, Johnson and his wife, Shanna, have two sons, Skyy and Zayden.



OKLAHOMA STATE
COWBOYS



MIKE GROCE

ASST. DIRECTOR OF FOOTBALL RECRUITING
FIFTH YEAR AT OSU | 12TH OVERALL
SE OKLA. STATE, 2005

- ▶ Mike Groce serves as assistant director of football recruiting. He came to OSU after spending two seasons as director of football operations and on-campus recruiting coordinator at Texas State.
- ▶ Groce previously served Oklahoma State football as a volunteer recruiting assistant in 2010.
- ▶ He was a recruiting assistant at Texas A&M from 2005-07 before moving into operations from 2008-09.
- ▶ Groce went to Texas A&M after playing baseball at Southeastern Oklahoma State, where he was a pitcher.
- ▶ He graduated from Southeastern Oklahoma State in 2005 with a degree in health, physical education and recreation.
- ▶ Groce's father, Ike Groce, served as OSU's head women's tennis coach from 1979-85.



FOOTBALL SUPPORT STAFF



KEVIN BLASKE
Football Athletic Trainer



GARY CALCAGNO
Athlete Performance



DANIELLE CLARY
Head Coach Assistant



CARSON CRAMER
Graduate Assistant



SHARLA CURTIS
Recruiting Assistant



MATT DAVIS
Football Equipment Manager



CHRIS DEAL
CoachGundy.com



STEVE HAUSER
Graduate Assistant



CHARLES HEWITT
Sports Nutritionist



ANTHONY HIBBERT
Athlete Performance



ERIC HURD
Operations Assistant



DR. VAL GENE IVEN
Team Physician



JOE JOHNSON
Graphic Design



NIKKI JONES
Academics



MARKELLE MARTIN
Graduate Assistant



MARILYN MIDDLEBROOK
Associate AD/Academics



SCOTT PARKER
Athletic Trainer



DR. MARK PASCALE
Team Orthopedic Surgeon



ZACK RAMSEY
Video



REMINGTON REBSTOCK
Graduate Assistant



BODIE REEDER
Quality Control



CHAD ROBINSON
Staff Assistant



KODY SMITH
Assistant Video Coordinator



MARK SMITH
Athlete Performance



JOHN STEMME
Director of Athletic Training



BENI TONGA
Player Development



CHARLES VERNER
Academics



JUSTIN WILLIAMS
Equipment



The Cowboys

Junior James Washington headlines a deep and proven group of receivers that projects as one of the Big 12's best leading into 2016.





PLAYER BIOS



OKLAHOMA STATE
COWBOYS



41 BRITTON ABBOTT
COWBOY BACK | 6-2 | 246 | R-FRESHMAN
LIBERAL, KAN./LIBERAL

Walk-on member of the scout team.

2015 (Freshman): Saw action late against UTSA and Kansas, but did not record any statistics.

2014: Redshirt.

High School: Attended Liberal HS in Liberal, Kan., where he was coached by Cliff Abbott ... A Class 5A all-state honoree as a junior and again as a senior ... Honored as the Class 5A Kansas player of the year his senior year ... Played quarterback, and passed for 3,000 yards, rushed for 1,200 yards and was responsible for 49 touchdowns as a senior ... Member of the National Honor Society who maintained a 3.5 grade point average ... Also played basketball and track and field and competed in power lifting ... Participated with the Fellowship of Christian Athletes.

Personal: Britton Abbott was born Oct. 25, 1995, in Tulsa ... Son of former New York Giant Cliff Abbott, who played his college ball at Tulsa, and Shari Abbott ... Brothers Bo and Blake Abbott both played football at Tulsa ... Management and marketing major.



OKLAHOMA STATE
COWBOYS



9 GYASI AKEM
LINEBACKER | 6-2 | 230 | JUNIOR
BROKEN ARROW, OKLA./BROKEN ARROW

Pronounced JAH-see ah-KEM

Career Highs

Tackles 3 vs UTSA, 2015
Sacks No career sacks
TFL 1.0 vs Central Arkansas, 2015

A developing prospect at linebacker.

2015 (Sophomore): Saw action in eight games and logged nine tackles, including a high of three while playing meaningful reps vs. UTSA ... Saw the bulk of his reps on special teams ... Logged a tackle for loss against Central Arkansas.

2014 (Freshman): Played in 10 games as a true freshman, primarily on special teams ... Saw action against every opponent except Texas, Baylor and Washington ... Recorded nine total tackles, all of which were solo stops ... Recorded a pair of tackles in the TCU and Missouri State games ... Also made a tackle in his first college game against Florida State.

High School: Coached by Steve Spavital at Broken Arrow ... Finished his senior season with 67 tackles, including 46 solo stops, 10 tackles for loss, one sack, an interception, two fumble recoveries and one fumble return for a touchdown ... As a junior he recorded 75 tackles, 44 solo stops, three sacks, an interception and a fumble recovery ... *The Oklahoman* first team all-state, *Tulsa World* honorable mention all-state, *Tulsa World* honorable mention all-metro, first team all-district 2-6A, *Scout* top 300 recruit ... Also competed in track, qualifying for the 2013 state meet ... Active in FCA, student council and All Sports Leadership Conference ... Held reported scholarship offers from Oklahoma, Clemson, Tennessee, Kansas State, TCU, Mississippi, Missouri, Baylor and Texas Tech, among others.

Personal: Gyasi Tabe Akem was born Nov. 9, 1995, in Tulsa, Okla. ... Son of Ina Jones and Isaac Akem ... Majoring in political science.

Akem's Career Stats

Year	GP	UT-AT-TT	TFL	Sacks	INT	PBU	QBH	FF	FR	BK
2014	10	9-0-9	0	0	0	0	0	0	0	0
2015	8	4-5-9	1.0	0	0	0	0	0	0	0
Career	18	13-5-18	1.0	0	0	0	0	0	0	0



OKLAHOMA STATE
COWBOYS



10 TYRELL ALEXANDER
WIDE RECEIVER | 6-1 | 170 | FRESHMAN
LANCASTER, TEXAS/LANCASTER

Ranked as a four-star recruit by *ESPN* ... *ESPN* also listed him as the No. 26 athlete prospect in the nation while *Rivals.com* tabbed him at No. 38 ... *Scout.com* ranked him as the 12th-best receiver prospect in the state of Texas ... Chose Oklahoma State over reported offers from Oregon, Baylor, TCU, Arkansas, Tennessee, Texas Tech, West Virginia and Arizona State, among several others.

High School: Played for coach Chris Gilbert at Lancaster High School ... A versatile player who saw time at multiple positions ... Tallied 592 offensive yards and scored seven touchdowns as a senior ... Totals from his junior season included 1,147 rushing yards and 10 touchdowns on 158 carries and 719 passing yards and seven touchdowns on 49-for-91 passing ... Named first team all-district as a utility player ... Also competed in track and field ... Involved with High School Heroes and the Society of Gentlemen.

Personal: Tyrell Alexander was born Nov. 16, 1997, in Morgan City, La. ... Son of Shacquin Alexander ... Psychology major.



OKLAHOMA STATE
COWBOYS



49 MATT AMMENDOLA
KICKER | 5-9 | 195 | R-FRESHMAN
LANSDALE, PA./NORTH PENN

A walk-on who saw extensive action during the spring of 2016 with Ben Grogan sidelined due to injury ... Was 3-for-3 on field goal attempts during the spring game, connecting from 32, 40 and 50 yards.

2015: Redshirt

High School: Coached by Dick Beck at North Penn High School ... Set a school record with a 56-yard field goal during his junior season ... Named first team all-district and first team East Pennsylvania ... Was 9-for-15 on field goal attempts as a senior and 7-for-11 as a junior ... His nine made field goals as a senior also set a school record ... Also played baseball and soccer ... Part of the National Society of High School Scholars, ski and board club, Upper Dublin Soccer Buddies and Challenger Football

Personal: Matt Ammendola was born Dec. 11, 1996, in Philadelphia, Pa. ... Son of Sal and Jan Ammendola ... Studying health education and promotion with an option in exercise and health.



OKLAHOMA STATE
COWBOYS



3 MARCELL ATEMAN
RECEIVER | 6-4 | 215 | SENIOR
DALLAS, TEXAS/WYLIE EAST

Pronounced EIGHT-man

Career Highs

Receptions 8 at Iowa State, 2015
Receiving Yards 132 at Iowa State, 2015
Long Reception 82 vs. TCU, 2015

A big-bodied receiver who developed into a mainstay of the offense in 2015 after he spent his first two seasons finding his way.

2015 (Junior): Played in every game and started all but one ... Became one of the Cowboys' most explosive big-play threats, logging 33 catches of at least 10 yards and 11 catches of at least 20 yards, including OSU's longest play of the year on an 82-yard touchdown catch vs. TCU, which ranks as the seventh longest receiving play in school



PLAYER BIOS



Marcell Ateman

history ... OSU's third-leading receiver in both yards (766) and catches (45) ... Second on the team with five receiving touchdowns ... His five-catch, 70-yard performance against Ole Miss in the Sugar Bowl was the best among Cowboy receivers ... Logged career highs in catches (8) and receiving yards (132) at Iowa State ... Named OSU's offensive player of the game against Iowa State and against Central Michigan ... Made six catches for 101 yards vs. Kansas State, including a key grab on 4th and 8 to keep the Cowboy offense on the field for a game-winning field goal in OSU's 36-34 win.

2014 (Sophomore): Played in every game except the regular season finale at Oklahoma and started seven times ... Finished fifth on the team in receptions (20) and sixth in receiving yards (268) ... His best day came against Texas Tech, when he set career highs with six catches for 130 yards ... His next-best performances came against UTSA the week before (four catches for 70 yards) and against Iowa State the week after (three catches for 33 yards) ... Caught at least one pass in eight regular season games.

2013 (Freshman): Played in every game as a freshman ... Finished fifth on the team in receptions (22) and receiving yards (276) ... Grabbed a career-high four catches both at UTSA and in the Cotton Bowl against Missouri ... Tallied more than 40 receiving yards in four games, including a career-best 53 in a win over Kansas ... His 51-yard catch against Baylor was the longest of his career and anchored a 99-yard touchdown drive to put the Cowboys up 7-0 in their upset of the No. 3 Bears ... Also tallied 46 yards against Lamar and 40 at UTSA.

High School: Coached by Joe Lepsis ... Made 84 catches for 1,584 yards and 27 touchdowns as a senior ... Participated in the 2012 Offense-Defense All-America Bowl ... A four-star recruit by both *Rivals.com* and *Scout.com* ... Ranked by *Scout.com* as the nation's No. 25 receiver ... A first-team all-area selection by the *Dallas Morning News* ... Made 67 catches for 1,047 yards with 10 touchdowns as a junior ... Made 32 catches for 479 yards and six touchdowns as a sophomore ... Also played basketball, where he earned all-district recognition ... Assisted with his school's Peer Assistance Leadership Program ... Carried scholarship offers from Arkansas, Michigan, Tennessee, Ole Miss, Missouri and Texas Tech, among numerous others.

Personal: Marcell Ligon Ateman was born Sept. 16, 1994, in Dallas ... Son of Ronald and Arlene Ateman ... Father played basketball at Western Illinois ... Majoring in university studies/agricultural sciences and natural resources.

Ateman's 2013 Game-by-Game Receiving Stats

Date	Opponent	No.	Yds.	TD	Long
Aug. 31	vs. Mississippi State	1	6	0	6
Sept. 7	at UTSA	4	40	0	22
Sept. 14	Lamar	3	46	0	29
Sept. 28	at West Virginia	1	6	0	6
Oct. 5	Kansas State	2	10	0	5
Oct. 19	TCU	0	0	0	0
Oct. 26	at Iowa State	0	0	0	0
Nov. 2	at Texas Tech	2	25	0	13
Nov. 9	Kansas	3	53	0	34
Nov. 16	at Texas	1	3	0	3
Nov. 23	Baylor	1	51	0	51
Dec. 7	Oklahoma	0	0	0	0
Jan. 3	vs. Missouri	4	36	0	23

Ateman's 2014 Game-by-Game Receiving Stats

Date	Opponent	No.	Yds.	TD	Long
Aug. 30	vs. Florida State	0	0	0	0
Sept. 6	Missouri State	1	4	0	4
Sept. 13	UTSA	4	70	0	43
Sept. 25	Texas Tech	6	130	0	41
Oct. 4	Iowa State	3	33	0	16
Oct. 11	at Kansas	1	7	0	7
Oct. 18	at TCU	2	-3	0	3
Oct. 25	West Virginia	0	0	0	0
Nov. 1	at Kansas State	2	17	0	9
Nov. 15	Texas	1	10	0	10
Nov. 22	at Baylor	0	0	0	0
Dec. 6	at Oklahoma		DNP		
Jan. 2	vs. Washington	0	0	0	0

Ateman's 2015 Game-by-Game Receiving Stats

Date	Opponent	No.	Yds.	TD	Long
Sept. 3	at Central Michigan	4	75	1	49
Sept. 12	Central Arkansas	4	46	0	21
Sept. 19	UTSA	1	13	1	13
Sept. 26	at Texas	4	69	0	29
Oct. 3	Kansas State	6	101	1	27
Oct. 10	at West Virginia	2	41	0	22
Oct. 24	Kansas	0	0	0	0
Oct. 31	at Texas Tech	3	31	0	13
Nov. 7	TCU	1	82	1	82
Nov. 14	at Iowa State	8	132	1	32
Nov. 21	Baylor	5	83	2	39
Nov. 28	Oklahoma	2	23	0	13
Jan. 1	vs. Ole Miss	5	70	0	27

Ateman's Career Receiving Stats

Year	G	Rec.	Yds.	Avg.	TD	Long	Avg./G
2013	13	22	276	12.5	0	51	21.2
2014	12	20	268	13.4	0	43	22.3
2015	13	45	766	17.0	5	82	58.9
Career	38	87	1310	15.1	5	82	34.5



OKLAHOMA STATE
COWBOYS



40 DEVANTE AVERETTE

LINEBACKER | 5-11 | 230 | R-SENIOR
DETROIT, MICH./MELVINDALE/ELLSWORTH CC

Pronounced de-VAHN-tay AY-ver-ett

Career Highs

Tackles	5, twice, last vs. Texas Tech, 2015
Sacks	2 vs. Kansas State, 2015
TFL	2.0 vs. Kansas State, 2015
Fumble Recoveries	1 vs. UTSA, 2015

Arrived prior to the 2014 season and has been a valuable contributor to the special teams and defensive units, despite enduring an injury that derailed his season in 2014 ... Earned a degree in education in the spring of 2016.

2015 (Junior): Played in every game and was 10th on the team with 30 total tackles despite playing mainly on special teams and as a second-team linebacker ... Had 3.5 tackles for loss, two sacks, two interceptions and a fumble recovery ... Returned a fumble six yards for a touchdown on the opening drive of the UTSA game and recorded two important sacks in OSU's win over Kansas State ... Returned an interception 19 yards on a crucial play in OSU's overtime win at West Virginia ... Named OSU's defensive player of the game vs. Kansas, logging a team-best four tackles and adding an 18-yard interception return ... Had career-best five-tackle games against UTSA and Texas Tech.

2014 (Redshirt): Sustained an injury in the preseason that kept him off the field for all but two games (vs. Texas Tech and Iowa State) ... Recorded a tackle against the Red Raiders and two against the Cyclones.

Junior College: Attended Ellsworth CC in Iowa Falls, Iowa, where he was coached by Josh Lattimer ... A first-team All-American by the National Junior College Athletic Association ... Three-star prospect by *Rivals.com*, *Scout.com* and *247sports.com* ... Held a scholarship offer from West Virginia, among others ... As a sophomore in 2013, he led Ellsworth with 92 tackles and 29 tackles for a loss and was second on the team with four sacks despite playing only seven of the team's 10 games ... He also forced a fumble, recovered a fumble, blocked a kick and broke up a pass ... As a freshman in 2012, Averette was second on the team with 96 tackles, 62 of which were solo and 18 of which were tackles for a loss ... Tallied 3.5 sacks (three solo) and one interception en route to earning second-team all-conference honors.



PLAYER BIOS



Devante Averette

High School: Graduated from Melvindale HS in Melvindale, Mich. ... 63 tackles (47 solo), 12 sacks, six fumble recoveries and tackles for losses tallying 103 yards as a senior ... Earned all-state, all-conference and was a member of the *Detroit Evening News* Detroit Area Dream Team.

Personal: Devante Averette was born Dec. 30, 1992 ... Son of Michelle Averette and Ricky White ... Was unbeaten as an amateur boxer in his youth ... Worked double shifts at UPS to help support his son during his high school days.

Averette's Career Stats

Year	GP	UT-AT-TT	TFL	Sacks	INT	PBU	QBH	FF	FR	BK
2014	2	2-1-3	0	0	0	0	0	0	0	0
2015	13	21-9-30	3.5	2.0	2	0	0	0	1	0
Career	15	23-10-33	3.5	2.0	2	0	0	0	1	0



98 TAJJ BAKARI

DEFENSIVE TACKLE | 6-1 | 305 | R-FRESHMAN
MANSFIELD, TEXAS/LEGACY

Pronounced TAWJH buh-KAR-ee

Defensive line prospect who redshirted in 2016.

2015: Redshirt.

High School: Played for coach Chris Melson at Mansfield Legacy ... Finished his final season with 65 total tackles, including 45 solo stops, five sacks, six tackles for loss and two forced fumbles ... As a junior, totaled 44 total tackles, 22 solo stops, nine tackles for loss, six sacks, and two forced fumbles ... A first team all-district selection and the outstanding defensive lineman of the year in both 2013 and 2014 ... Named defensive MVP and team MVP Mansfield Legacy ... Academic all-district selection ... Served on student council ... Named "Man of Tomorrow" at Mansfield Legacy ... Also recruited by Arkansas, Baylor, Colorado, North Texas, Northwestern, Oklahoma and TCU.

Personal: Taaj Bakari was born Aug. 29, 1997, in Irving, Texas ... Son of Tanya and Aalim Bakari ... Majoring in management information systems.



14 BRYCE BALOUS

CORNERBACK | 5-11 | 190 | R-FRESHMAN
MCKINNEY, TEXAS/NORTH

Last name rhymes with "malice"

One of the fastest players on the roster who has a chance to work his way into some playing time.

2015: Redshirt.

High School: Played for coach Mike Fecci at McKinney North ... Finished his senior year with 163 total tackles and 120 solo stops ... Also had an interception, five forced fumbles, two fumbles recovered and four pass break ups ... Averaged 21.9 yards on punt returns with a touchdown on an 83-yarder ... Punted five times for a 43.2-yard average ... As a junior, totaled 110 tackles with 75 solo stops, one tackle for loss, one forced fumble, one fumble recovered and a 35.4-yard average on kickoff returns ... Named his team's defensive MVP as a senior, as well as first team all-district 10-5A, academic all-district ... An honorable mention for all-state honors ... Also competed in powerlifting and track and field ... Originally committed to Kansas State and also recruited by Arkansas State, Iowa, Nebraska, Nevada and Texas Tech.

Personal: Bryce Keyshon Balous was born March 8, 1997, in Ennis, Texas ... Son of Tori Balous and Juan Weatherston ... Undeclared major.



48 DAWSON BASSETT

COWBOY BACK | 6-4 | 234 | R-JUNIOR
TUTTLE, OKLA./TUTTLE

Career Highs

Tackles	1, twice, last vs. UTSA, 2015
Sacks	No career sacks
Tackles for Loss	No career tackles for loss
Fumble Recoveries	1 vs. UTSA, 2015

A special teams contributor each of the past two seasons ... Brother, Cooper, was a former OSU football captain.

2015 (Sophomore): Played in eight games and recorded a tackle and a fumble recovery against UTSA.

2014 (Freshman): Played in every game except the Texas and Washington games ... Played on special teams ... Recorded an assisted tackle against Missouri State and a solo stop against Texas Tech.

2013: Redshirt.

High School: Coached by Phil Koons ... Played both linebacker and tight end ... First-team all-state honoree at linebacker by the Oklahoma Coaches Association ... Recorded 106 tackles, three interceptions and four sacks, along with 780 receiving yards and 11 touchdowns on just 32 catches ... Honorable mention all-state and little all-city first-team selection by *The Oklahoman* ... First-team all-district ... Class 3A-1 defensive player of the year ... Also played baseball, basketball and track and field ... Four-year member of the National Honor Society and the Oklahoma Honor Society ... Participated in the Fellowship of Christian Athletes and served as a mentor for seventh-grade football ... Was a teacher and leader at vacation bible school.

Personal: Dawson Avery Bassett was born May 11, 1994, in Oklahoma City ... Son of John and Vicki Bassett ... Majoring in university studies/education.

Bassett's Career Stats

Year	GP	UT-AT-TT	TFL	Sacks	INT	PBU	QBH	FF	FR	BK
2014	11	1-1-2	0	0	0	0	0	0	0	0
2015	8	1-0-1	0	0	0	0	0	0	1	0
Career	19	2-1-3	0	0	0	0	0	0	1	0



38 THEO BERRY

WIDE RECEIVER | 5-10 | 195 | R-JUNIOR
SHAWNEE, OKLA./SHAWNEE/NEO A&M JC

A walk-on who transferred to Oklahoma State from the junior college ranks.

Junior College: Played wide receiver at Northeastern Oklahoma A&M College ... Made eight receptions for 81 yards as a freshman.

High School: Played for coach Billy Brown at Shawnee High School ... An all-state selection at defensive back and a standout receiver ... As a senior, totaled 998 receiving yards and 881 rushing yards ... Finished that season with 24 touchdowns, including 13 rushing scores and 11 receiving touchdowns ... Added four interceptions on defense ... Also competed on the basketball and track and field teams and served on student council.

Personal: Theo Berry III was born Jan. 12, 1995, in Holdenville, Okla. ... Son of Shay Orange and Theodore Berry ... Studying physical education with an option in teacher education.



PLAYER BIOS



OKLAHOMA STATE
COWBOYS



94 JORDAN BRAILFORD

DEFENSIVE END | 6-3 | 245 | R-SOPHOMORE
TULSA, OKLA./BOOKER T. WASHINGTON

Career Highs

Tackles	5 at Texas Tech, 2015
Sacks	1.0 vs. TCU, 2015
TFL	1.5 vs. TCU, 2015

Cracked into the rotation for playing time as a redshirt freshman in 2015 and is a realistic candidate to start for the first time in 2016.

2015 (Freshman): Played in 10 games, picking up more of a role as the season went on ... Finished with 23 tackles, including 18 solo stops ... Had 3.5 tackles for loss, including one against Ole Miss in the Sugar Bowl ... Second on the team with three quarterback hurries, trailing only All-American Emmanuel Ogbah ... Sacked Heisman hopeful Trevone Boykin in the fourth quarter of OSU's 49-29 win over the then-unbeaten TCU ... Saw his first significant action vs. Texas Tech, logging five tackles and a quarterback hurry ... Logged a season-best five-tackles at Texas Tech when starter Jimmy Bean was lost to an injury.

2014: Redshirt.

High School: Coached by Marvin Dantzler at Booker T. Washington ... Finished his senior year with 105 tackles and nine sacks ... Logged 98 tackles, 11 sacks, two fumble recoveries and one fumble return for a score as a junior ... Senior honors included participant in the Semper Fidelis All-American Game, first team all-state honors from *The Oklahoman* and the *Tulsa World* ... *Tulsa World* second team all-state and *The Oklahoman* honorable mention all-state team selection as a junior ... Held offers from Baylor, Texas Tech, Kansas State and Washington State, among others.

Personal: Jordan L. Brailford was born Oct. 9, 1995, in Tulsa, Okla. ... Son of Robin Daniels and Nathaniel Brailford, Jr. ... Management major.

Brailford's Career Stats

Year	GP	UT-AT-TT	TFL	Sacks	INT	PBU	QBH	FF	FR	BK
2015	10	18-5-23	3.5	1.0	0	0	3	0	0	0
Career	10	18-5-23	3.5	1.0	0	0	3	0	0	0



OKLAHOMA STATE
COWBOYS



6 KEENEN BROWN

COWBOY BACK | 6-3 | 242 | R-SOPHOMORE
HOUSTON, TEXAS/ALIEF TAYLOR

Moved from receiver to Cowboy Back in the spring of 2016.

2015 (Freshman): Did not see any game action as he dealt with injury ... Saw practice reps on the scout team.

2014: Redshirt.

High School: Coached by J.D. Jordan at Alief Taylor High School ... Led Alief Taylor to an 8-4 record his senior year, catching 55 passes for 940 yards and nine touchdowns ... Had 45 catches for 729 yards and nine touchdowns as a junior ... Had 35 grabs for 420 yards and seven scores as a sophomore ... Also played forward on his high school basketball team ... First team all-district 18-5A as a junior and senior ... A top 30 recruit in Texas according to the *Waco Tribune-Herald* ... Top 30 wide receiver and *Texas High School Football* all-elite team Class 5A Region 2 as a senior ... Held offers from Oklahoma, Oregon, Florida, LSU, Wisconsin, Arkansas and Michigan State, among others.

Personal: Keenen Brown was born Dec. 22, 1995, in Baton Rouge, La. ... Son of Kendra Rodgers and Kenneth Brown ... Sociology major.



OKLAHOMA STATE
COWBOYS



24 LD BROWN

RUNNING BACK | 5-9 | 174 | FRESHMAN
DALLAS, TEXAS/DESOTO

Ranked as a three-star prospect by most major recruiting services ... Tabbed as the No. 19 all-purpose back in the country by *Rivals.com* ... Chose Oklahoma State over reported offers from Arizona State, Louisville and Oregon State, among others.

High School: Played for coach Todd Peterman at DeSoto ... Carried the ball 106 times as a senior, finishing with 801 rushing yards and 13 total touchdowns in only nine games played ... Added 168 yards on 10 receptions ... An honorary all-academic selection with all A's and B's ... Also competed in track and field ... Community service included assisting veterans.

Personal: LaDarren Lynn Brown was born Oct. 18, 1997, in Dallas, Texas ... Son of Mario and Latasha Brown ... Undeclared major.



OKLAHOMA STATE
COWBOYS



65 TYLER BROWN

OFFENSIVE LINEMAN | 6-6 | 300 | FRESHMAN
LEXINGTON, OKLA./LEXINGTON

Ranked as a three-star prospect by most major recruiting services ... *Scout.com* listed him as the No. 1 offensive lineman prospect in Oklahoma, while *ESPN* ranked him as the No. 4 overall prospect in the state ... Chose Oklahoma State over reported offers from TCU, Arizona State and Houston, among several others.

High School: Played for coach Jeff Hall at Lexington ... an all-district and all-state selection as an offensive lineman ... Selected to the academic honor role ... Also competed in power lifting and track and field and was actively involved with FFA.

Personal: Aaron Tyler Brown was born Sept. 4, 1997 in Purcell, Okla. ... Son of Johnny and Nancy Brown ... Undeclared major.



OKLAHOMA STATE
COWBOYS



1 CALVIN BUNDAGE

LINEBACKER | 6-2 | 193 | FRESHMAN
EDMOND, OKLA./SANTA FE

Ranked as a four-star prospect by *Scout.com*, which also listed him as the top linebacker in the state and the No. 18 outside linebacker in the country ... *247sports.com* named him the No. 28 linebacker prospect nationally ... Chose Oklahoma State over reported offers from Oklahoma, Oregon, Michigan, Texas A&M, Nebraska, Tennessee, TCU and Arkansas, among several others.

High School: Played for defensive coordinator Chris Rose and head coach Kyle White at Santa Fe ... Totaled 90 tackles in 12 games as a senior, including 65 solo stops and two sacks ... Junior stats included 81 tackles with 57 solo stops and a sack in only nine games played.

Personal: Calvin Bundage was born April 8, 1998, in Oklahoma City ... Son of LaDonna Bundage ... Undeclared major.



PLAYER BIOS



20 JORDAN BURTON
LINEBACKER | 6-2 | 215 | R-SENIOR
LONGVIEW, TEXAS/LONGVIEW/
STEPHEN F. AUSTIN/KILGORE

2015 First-Team All-Big 12

Career Highs

Tackles	15 vs. Baylor, 2015
TFL	2.0, twice, last vs. TCU, 2015
Sacks	1.0, 3x, last vs. Ole Miss, 2015
Fumble Recoveries	1 vs. UTSA, 2015

A safety in junior college who moved to outside linebacker and earned first-team All-Big 12 honors during his debut season at Oklahoma State ... On track to earn a degree in psychology and university studies/education in December of 2016.

2015 (Junior): First-team All-Big 12 selection by the Associated Press and the *San Antonio Express-News* ... Started every game in his first year at the FBS level ... Second on the team with 98 total tackles, including 64 solo tackles ... Recorded 9.0 tackles for loss, 3.5 sacks, an interception, two quarterback hurries, a fumble recovery and a forced fumble ... Recorded his first career interception when he picked off Trevone Boykin on TCU's second drive of the game ... He later sacked Boykin as well ... Logged a career-best 15 tackles at Baylor, 13 tackles vs. TCU and 12 at Iowa State ... Recorded seven tackles and a sack against Ole Miss in the Sugar Bowl ... Amassed at least eight tackles in five games.

Junior College: Played for head coach J.J. Eckert and defensive coordinator Nick Dobler at Kilgore College ... 2014 first-team all-Southwest Junior College Football Conference ... Led Kilgore and finished eighth in the NJCAA in total tackles with 108 in 2014 ... His 10.8 tackles per game also ranked eighth nationally ... Added three tackles for loss, one forced fumble, three fumbles recovered and four pass break ups ... Recorded at least 10 tackles in seven of his 10 games played, including highs of 17 vs. Tyler Junior College and 15 vs. Trinity Valley CC and Cisco College.

Previous College: Attended Stephen F. Austin in 2012 and 2013 ... Played in 11 games in 2013, ranking fourth on the team in tackles with 74, including 36 solo and 3.5 tackles for loss ... Recorded a season-best 20 stops against Prairie View A&M with nine solo and 1.5 for loss ... Posted 13 tackles against Nicholls State with a pass breakup ... Tallied 11 stops with an interception in an upset victory over Montana State ... Played in three games before redshirting in 2012, recording a season-high three tackles against Southwestern Oklahoma ... Also had a tackle at SMU and Montana State.

High School: Played high school football for coach John King and coach Casey Pearce at Longview HS ... As a senior, he totaled 106 tackles, three tackles for loss and four pass break ups playing linebacker ... A standout punt returner as a senior, averaging 12 yards on 17 returns with one touchdown ... A first-team selection on the 2011 all-district team and a second-team selection in 2010 ... Played safety as a junior, totaling 110 tackles, an interception and forcing two fumbles ... Had 28 stops during Longview's run to the 2009 state title game ... Named team defensive MVP and a team captain as a senior ... Also recognized off the field as an academic all-state selection ... Was a member of the National Junior Honor Society, People to People Student Ambassadors and Top Teens of America ... Also competed in track and field.

Personal: Jordan Daquon Burton was born Nov. 1, 1993, in San Diego ... Son of Audrey Burton and the late Marion Burton ... Chose Oklahoma State over offers from Memphis, Minnesota, Troy, Southern Miss, Louisiana, Louisiana Tech and others.

Burton's Career Stats

Year	GP	UT-AT-TT	TFL	Sacks	INT	PBU	QBH	FF	FR	BK
2015	13	64-34-98	9.0	3.5	1	0	2	1	1	0
Career	13	64-34-98	9.0	3.5	1	0	2	1	1	0



20 JEFF CARR
RUNNING BACK | 5-7 | 180 | SOPHOMORE
TEMPLE, TEXAS/TEMPLE

Career Highs

Rushes	12 vs. Kansas, 2015
Rushing Yards	51 vs. Kansas, 2015
Rushing TD	1 vs. Kansas, 2015
Long Rush	23 vs. Central Arkansas, 2015
Long KR	53 vs. Central Arkansas, 2015

A shifty back with good vision and excellent speed ... Saw some playing time at running back as a true freshman, but did the bulk of his work returning kickoffs.

2015 (Freshman): One of four true freshmen who played over the course of the season ... Played in every game and started against Kansas State ... Returned the vast majority of kickoffs for the Cowboys, with his 29 kickoff returns ranking as the sixth-most in a season in school history and his 623 kick return yards ranking 10th ... Third on the team with 789 all-purpose yards, adding 10 catches and 36 carries to his kick return touches ... OSU's fifth-leading rusher with 142 yards ... Scored his first career touchdown on a

2-yard run vs. Kansas and his second on a 12-yard catch in OSU's win over then-No. 5 TCU in a major national game ... Scored on a 7-yard catch at Iowa State for OSU's go-ahead touchdown with just over three minutes remaining ... Had a career-best kick return of 53 yards against Central Arkansas.

High School: Played for coach Mike Spradlin at Temple ... Was a key part of Temple's offense throughout his high school career, leading the Wildcats to the state championship game as a senior ... Averaged 9.6 yards per carry as a senior, rushing for 1,710 yards on 179 carries ... Ran for 1,827 yards as a junior and 1,633 yards as a sophomore ... Also ran track in the 4x100-meter relay, the 4x200-meter relay and the 100 meters.

Personal: Jeff Carr was born August 26, 1996 ... Son of Jeff Carr, Sr., and Catandra Carr ... Undeclared major.

Carr's 2015 Game-by-Game Rushing Stats

Date	Opponent	No.	Gain	Loss	Net	TD	Long	Avg.
Sept. 3	at Central Michigan	0	0	0	0	0	0	0
Sept. 12	Central Arkansas	6	41	0	41	0	23	6.8
Sept. 19	UTSA	3	8	0	8	0	5	2.7
Sept. 26	at Texas	1	2	0	2	0	2	2.0
Oct. 3	Kansas State	6	15	0	15	0	6	2.5
Oct. 10	at West Virginia	0	0	0	0	0	0	0
Oct. 24	Kansas	12	52	1	51	1	14	4.2
Oct. 31	at Texas Tech	2	15	0	15	0	15	7.5
Nov. 7	TCU	2	3	1	2	0	3	1.0
Nov. 14	at Iowa State	1	2	0	2	0	2	2.0
Nov. 21	Baylor	1	6	0	6	0	6	6.0
Nov. 28	Oklahoma	2	0	0	0	0	0	0.0
Jan. 1	vs Ole Miss	0	0	0	0	0	0	0.0

Carr's 2015 Game-by-Game Receiving Stats

Date	Opponent	No.	Yds.	TD	Long
Sept. 3	at Central Michigan	1	6	0	6
Sept. 12	Central Arkansas	1	-3	0	0
Sept. 19	UTSA	1	0	0	0
Sept. 26	at Texas	0	0	0	0
Oct. 3	Kansas State	1	2	0	2
Oct. 10	at West Virginia	1	0	0	0
Oct. 24	Kansas	0	0	0	0
Oct. 31	at Texas Tech	0	0	0	0
Nov. 7	TCU	3	9	1	12
Nov. 14	at Iowa State	1	7	1	7
Nov. 21	Baylor	0	0	0	0
Nov. 28	Oklahoma	1	3	0	3
Jan. 1	vs Ole Miss	1	0	0	0

Career Rushing Stats

Year	G	Att.	Gain	Loss	Net	Avg.	TD	Long	Avg./G
2015	13	36	144	2	142	3.9	1	23	10.9
Career	13	36	144	2	142	3.9	1	23	10.9

Carr's Career Receiving Stats

Year	G	Rec.	Yds.	Avg.	TD	Long	Avg./G
2015	13	11	24	2.2	2	12	1.8
Career	13	11	24	2.2	2	12	1.8

Carr's Career Special Teams Stats

Year	GP	KR	Yds	Avg	TD	Long	PR	Yds	Avg	TD	Long
2015	13	29	623	21.5	0	53	0	0	0.0	0	0
Career	13	29	623	21.5	0	53	0	0	0.0	0	0



PLAYER BIOS



OKLAHOMA STATE
COWBOYS



32 CHRIS CARSON
RUNNING BACK | 6-1 | 215 | SENIOR
LILBURN, GA./PARKVIEW/BUTLER CC

Career/Season Highs

Rushes	21 at Central Michigan, 2015
Rushing Yards	104 vs. UTSA, 2015
Rushing TD	2 vs. UTSA, 2015
Long Rush	26 vs. UTSA, 2015

A big, strong back with a good frame ... Showed some ability during the season and had a solid spring.

2015 (Junior): OSU's leading rusher with 131 attempts and 517 yards ... Added 170 receiving yards on 17 catches ... Started nine times in his first year with the program and played in every game but the Kansas State game, which he missed due to injury ... Fifth on the team with 687 all-purpose yards ... His 104 yards on the ground versus UTSA marked OSU's best individual rushing performance of the year and earned him OSU's offensive player of the game award ... Was an effective pass-catcher in the Sugar Bowl, logging four receptions for a season-high 59 yards against Ole Miss ... Tallied 89 rushing yards at Central Michigan and 70 rushing yards at Iowa State ... Scored twice vs. UTSA, once at Iowa State and once vs. Central Arkansas.

Junior College: Played for coach Troy Morrell at Butler C.C. ... Ran for 994 yards and nine touchdowns on 139 attempts during his final junior college season ... Also made 12 receptions for 63 yards and two scores ... Totaled 611 yards and eight touchdowns on 109 rushing attempts as a freshman ... Also caught seven passes for 94 yards ... A late addition to the 2015 signing class who was previously committed to Georgia ... Ranked as the No. 4 junior college running back prospect in the class by *247Sports*. Also recruited by Georgia, Louisville, Iowa State and Cincinnati.

High School: Played for coach Cecil Flowe at Parkview ... Totaled 1,146 rushing yards and 17 rushing touchdowns on 219 attempts as a senior ... Also caught 15 passes for 122 yards and a score ... Named all-district as a senior ... Also played basketball and competed in track and field ... Signed with Georgia out of high school.

Personal: Christopher Dewayne Carson was born Sept. 16, 1994, in Biloxi, Miss. ... Son of Dina and Dorian Rowe ... Majoring in university studies/education.

Carson's 2015 Game-by-Game Rushing Stats

Date	Opponent	No.	Gain	Loss	Net	TD	Long	Avg.
Sept. 3	at Central Michigan	21	89	0	89	0	11	4.2
Sept. 12	Central Arkansas	15	63	21	42	1	21	2.8
Sept. 19	UTSA	17	104	0	104	2	26	6.1
Sept. 26	at Texas	12	41	2	39	0	13	3.2
Oct. 3	Kansas State				DNP			
Oct. 10	at West Virginia	14	27	6	21	0	5	1.5
Oct. 24	Kansas	9	44	0	44	0	13	4.9
Oct. 31	at Texas Tech	7	27	1	26	0	11	3.7
Nov. 7	TCU	1	11	0	11	0	11	11.0
Nov. 14	at Iowa State	12	70	0	70	1	21	5.8
Nov. 21	Baylor	6	21	1	20	0	9	3.3
Nov. 28	Oklahoma	7	38	0	38	0	11	5.4
Jan. 1	vs Ole Miss	10	22	9	13	0	7	1.3

Carson's 2015 Game-by-Game Receiving Stats

Date	Opponent	No.	Yds.	TD	Long
Sept. 3	at Central Michigan	2	23	0	23
Sept. 12	Central Arkansas	1	-6	0	0
Sept. 19	UTSA	1	4	0	4
Sept. 26	at Texas	0	0	0	0
Oct. 3	Kansas State				DNP
Oct. 10	at West Virginia	1	11	0	11
Oct. 24	Kansas	1	4	0	4
Oct. 31	at Texas Tech	2	26	0	19
Nov. 7	TCU	0	0	0	0
Nov. 14	at Iowa State	1	10	0	10
Nov. 21	Baylor	2	36	0	25
Nov. 28	Oklahoma	2	3	0	7
Jan. 1	vs Ole Miss	4	59	0	28

Carson's Career Rushing Stats

Year	G	Att.	Gain	Loss	Net	Avg.	TD	Long	Avg./G
2015	12	131	557	40	517	3.9	4	26	43.1
Career	12	131	557	40	517	3.9	4	26	43.1

Carson's Career Receiving Stats

Year	G	Rec.	Yds.	Avg.	TD	Long	Avg./G
2015	12	17	170	10.0	0	28	14.2
Career	12	17	170	10.0	0	28	14.2



OKLAHOMA STATE
COWBOYS



99 TREY CARTER
DEFENSIVE END | 6-3 | 285 | R-SOPHOMORE
DALLAS, TEXAS/L.G. PINKSTON

Career Highs

Tackles	1 vs. UTSA, 2015
TFL	No career tackles for loss
Sacks	No career sacks

A developing pass rush specialist who is working his way toward getting into the mix for playing time.

2015 (Freshman): Played in one game vs. UTSA and recorded one tackle.

2014: Redshirt

High School: Coached by Gerald Jones at L.G. Pinkston ... Finished his senior year with 89 tackles, including 53 solo stops, 30 tackles for loss and 15 sacks ... Had 45

tackles and five sacks as a junior at Green Oaks Magnet High School in Shreveport, La. ... A four-star recruit by *Scout.com* and the No. 33 defensive end nationally ... Held offers from Oklahoma, Arkansas, Arizona State, Miami (Fla.), Tennessee, TCU and Mississippi State, among others ... First team All-District 11-4A and *Waco Tribune-Herald* Top 50 Texas Recruit as a senior.

Personal: Trey Carter was born August 2, 1995 ... Son of Vera and Nate Davis ... Undeclared major.

Carter's Career Stats

Year	GP	UT-AT-TT	TFL	Sacks	INT	PBU	QBH	FF	FR	BK
2015	1	1-0-1	0	0	0	0	0	0	0	0
Career	1	1-0-1	0	0	0	0	0	0	0	0



OKLAHOMA STATE
COWBOYS



23 RENNIE CHILDS
RUNNING BACK | 5-10 | 208 | SENIOR
HOUSTON, TEXAS/CYPRESS RIDGE

2014 Second-Team Academic All-Big 12

Career Highs

Rushes	21 at Texas, 2015
Rushing Yards	70 at Texas Tech, 2013
Rushing TD	2 vs. Missouri State, 2014
Long Rush	35 vs. Central Arkansas, 2015

OSU's third-leading rusher in terms of carries ... Showed some ability to hit the initial hole with explosion.

2015 (Junior): Played in every game except vs. Kansas State, which he missed due to injury ... Carried 72 times for 281 yards and two touchdowns ... Scored a crucial second-effort touchdown to help OSU defeat West Virginia in overtime ... Also scored on a 1-yard run vs. UTSA ... Logged a career-high 21 carries in helping OSU to a road victory over Texas ... Had a season-long 35-yard run vs. Central Arkansas in the home opener.

2014 (Sophomore): Played in 10 games and earned his first career start against Missouri State ... Ranked as the Cowboys' third leading rusher with 294 yards ... His three rushing scores ranked as the second-most on the team ... Scored twice against Missouri State and once at Baylor ... His best performance of the season came against Florida State as he ran for 47 yards on 10 carries ... Carried the ball at least once in 10 games ... Caught one pass in the Cactus Bowl against Washington for a gain of 16 yards.



PLAYER BIOS

2013 (Freshman): Played in eight games as a true freshman, getting several meaningful carries in important situations ... Saw his first action at UTSA, carrying one time for four yards ... Followed with 11 yards on five carries the next week against Lamar ... Scored his first career touchdown on a seven-yard run in the fourth quarter of a 24-10 win over TCU ... Totaled 45 yards on 16 carries in that game, including a 16-yard rush ... Carried the ball twice at Iowa State ... Had a career-high 70 rushing yards at Texas Tech, highlighted by a 22-yard rush and an average of 7.8 yards per carry ... Carried the ball four times against Kansas, Texas and Baylor ... Reached 35 yards on just four carries against the No. 3 Bears before leaving the game due to injury ... Had a career-long rush of 30 yards in that game ... Ran three times for 12 yards in the Cotton Bowl against Missouri.

High School: Coached by Gary Thiebaud ... Rushed for 1,945 yards and 19 touchdowns on 213 carries his senior year en route to earning first-team all-district and second-team all-greater Houston recognition by the *Houston Chronicle* ... Made 11 catches for 193 yards and two scores his senior year ... Ripped off 1,453 yards and 12 touchdowns as a junior ... A three-star recruit by *ESPN.com*, *Rivals.com* and *Scout.com* ... Also competed in track and field ... Held offers from Boise State and Houston, among others.

Personal: Renderick Voltair Childs, Jr., was born Aug. 28, 1995, in Houston ... Son of Cassandra and Renderick Childs ... Management major.

Childs' 2013 Game-by-Game Rushing Stats

Date	Opponent	No.	Gain	Loss	Net	TD	Long	Avg.
Aug. 31	vs. Mississippi St.							
Sept. 7	at UTSA	1	4	0	4	0	4	4.0
Sept. 14	Lamar	5	12	1	11	0	7	2.2
Sept. 28	at West Virginia							
Oct. 5	Kansas State							
Oct. 19	TCU	9	50	5	45	1	16	5.0
Oct. 26	at Iowa State	2	2	3	-1	0	2	-0.5
Nov. 2	at Texas Tech	9	71	1	70	0	22	7.8
Nov. 9	Kansas	4	5	1	4	0	2	1.1
Nov. 16	at Texas	4	9	0	9	0	3	2.2
Nov. 23	Baylor	4	35	0	35	0	30	8.8
Dec. 7	Oklahoma							
Jan. 3	vs. Missouri	3	12	0	12	0	8	4.0

Childs' 2013 Game-by-Game Receiving Stats

Date	Opponent	No.	Yds.	TD	Long
Aug. 31	vs. Mississippi St.				
Sept. 7	at UTSA	1	-3	0	-3
Sept. 14	Lamar	1	14	0	14
Sept. 28	at West Virginia				
Oct. 5	Kansas State				
Oct. 19	TCU	1	34	0	34
Oct. 26	at Iowa State	0	0	0	0
Nov. 2	at Texas Tech	0	0	0	0
Nov. 9	Kansas	0	0	0	0
Nov. 16	at Texas	0	0	0	0
Nov. 23	Baylor	0	0	0	0
Dec. 7	Oklahoma				
Jan. 3	vs. Missouri	1	4	0	4

Childs' 2014 Game-by-Game Rushing Stats

Date	Opponent	No.	Gain	Loss	Net	TD	Long	Avg.
Aug. 30	vs. Florida State	10	51	4	47	0	19	4.7
Sept. 6	Missouri State	12	40	1	39	2	14	3.2
Sept. 13	UTSA	13	52	8	44	0	15	3.4
Sept. 25	Texas Tech	5	12	2	10	0	4	2.0

Oct. 4	Iowa State	3	13	0	13	0	11	4.3
Oct. 11	at Kansas	7	31	0	31	0	9	4.4
Oct. 18	at TCU							
Oct. 25	West Virginia							
Nov. 1	at Kansas State	9	36	0	36	0	13	4.0
Nov. 15	Texas	2	7	0	7	0	4	3.5
Nov. 22	at Baylor	8	34	0	34	1	15	4.2
Dec. 6	at Oklahoma							
Jan. 2	vs. Washington	9	38	5	33	0	9	3.7

Childs' 2014 Game-by-Game Receiving Stats

Date	Opponent	No.	Yds.	TD	Long
Aug. 30	vs. Florida State	0	0	0	0
Sept. 6	Missouri State	0	0	0	0
Sept. 13	UTSA	0	0	0	0
Sept. 25	Texas Tech	0	0	0	0
Oct. 4	Iowa State	0	0	0	0
Oct. 11	at Kansas	0	0	0	0
Oct. 18	at TCU				
Oct. 25	West Virginia				
Nov. 1	at Kansas State	0	0	0	0
Nov. 15	Texas	0	0	0	0
Nov. 22	at Baylor	0	0	0	0
Dec. 6	at Oklahoma				
Jan. 2	vs. Washington	1	16	0	16

Childs' 2015 Game-by-Game Rushing Stats

Date	Opponent	No.	Gain	Loss	Net	TD	Long	Avg.
Sept. 3	at Central Michigan	5	36	0	36	0	26	7.2
Sept. 12	Central Arkansas	8	59	9	50	0	35	6.2
Sept. 19	UTSA	8	39	2	37	1	9	4.7
Sept. 26	at Texas	21	58	4	54	0	10	2.6
Oct. 3	Kansas State							
Oct. 10	at West Virginia	10	36	2	34	1	13	3.4
Oct. 24	Kansas	4	21	0	21	0	12	5.2
Oct. 31	at Texas Tech	4	13	0	13	0	7	3.2
Nov. 7	TCU	2	14	0	14	0	7	7.0
Nov. 14	at Iowa State	0	0	0	0	0	0	0.0
Nov. 21	Baylor	2	8	3	5	0	8	2.5
Nov. 28	Oklahoma	5	19	1	18	0	7	3.6
Jan. 1	vs Ole Miss	3	1	2	-1	0	1	-0.3

Childs' 2015 Game-by-Game Receiving Stats

Date	Opponent	No.	Yds.	TD	Long
Sept. 3	at Central Michigan	0	0	0	0
Sept. 12	Central Arkansas	1	10	0	10
Sept. 19	UTSA	1	7	0	7
Sept. 26	at Texas	0	0	0	0
Oct. 3	Kansas State				
Oct. 10	at West Virginia	2	36	0	31
Oct. 24	Kansas	1	3	0	3
Oct. 31	at Texas Tech	0	0	0	0
Nov. 7	TCU	0	0	0	0
Nov. 14	at Iowa State	1	9	0	9
Nov. 21	Baylor	1	0	0	0
Nov. 28	Oklahoma	1	1	0	1
Jan. 1	vs Ole Miss	0	0	0	0

Childs' Career Rushing Stats

Year	G	Att.	Gain	Loss	Net	Avg.	TD	Long	Avg./G
2013	9	41	200	11	189	4.6	1	30	21.0
2014	10	78	314	20	294	3.8	3	19	29.4
2015	12	72	304	23	281	3.9	2	35	23.4
Career	31	191	818	54	764	4.0	6	35	24.6

Childs' Career Receiving Stats

Year	G	Rec.	Yds.	Avg.	TD	Long	Avg./G
2013	9	4	49	12.2	0	34	5.4
2014	10	1	16	16.0	0	16	1.6
2015	12	8	66	8.2	0	31	5.5
Career	31	13	131	10.1	0	34	4.2



OKLAHOMA STATE
COWBOYS



47 BRIAN CISZEWSKI
LINEBACKER | 5-11 | 220 | R-SOPHOMORE
FLOWER MOUND, TEXAS/MARCUS

Pronounced sis-ZOO-skee

Two-year member of the scout team.

2015 (Freshman): Saw action in one game vs. UTSA, but did not record any statistics.

2014: Redshirt.

High School: Attended Marcus HS in Flower Mound, Texas, where he was coached by Bryan Erwin ... Registered 80 tackles and nine sacks ... Also competed in track and field and power lifting.

Personal: Brian Luke Ciszewski was born on Sept. 30, 1995, in Dallas, Texas ... Son of Leilani and David Ciszewski ... Father played football at Texas A&M Commerce and mother competed in both track and field and gymnastics for Southwestern Oklahoma State ... Physiology major.



OKLAHOMA STATE
COWBOYS



14 TAYLOR CORNELIUS
QUARTERBACK | 6-6 | 218 | R-SOPHOMORE
BUSHLAND, TEXAS/BUSHLAND

Career Highs

Completions	2 vs. Kansas, 2015
Attempts	5 vs. Kansas, 2015
Yards	8 vs. Kansas, 2015
Passing TD	No career passing TD
Long Pass	5 vs. Kansas, 2015

Injuries led to him taking second-team reps late in the season each of the past two years.

2015 (Freshman): Played late vs. UTSA and Kansas ... Threw the ball five times versus the Jayhawks, completing two passes for eight yards ... Outside of being sacked twice for 16 yards, he carried the ball twice for 21 yards, with both of those positive carries coming against the Jayhawks.

2014: Redshirt



PLAYER BIOS

High School: Attended Bushland HS in Bushland, Texas, where he was coached by Steven Flowers ... *Amarillo Globe News* athlete of the year his senior year ... Class 2A third-team all-state by the Texas Sportswriters Association his senior year after earning honorable mention as a junior ... District 1-2A MVP as a senior after earning co-offensive MVP accolades his junior year ... Completed 283-of-437 passes for 3,815 yards and 46 touchdowns his senior year ... Was 270-of-503 for 3,219 yards and 23 touchdowns as a junior and 167-of-325 for 2,140 yards with 19 touchdowns as a sophomore ... Also excelled in basketball, baseball and track and field ... In basketball, he was a Class 2A all-state honoree his senior year and a member of the *Amarillo Globe News* super team ... As a second baseman in baseball, he was the district MVP as a junior and again as a senior to go with third-team all-state honors by the Texas Sportswriters Association his senior year ... In track and field, he won a district title in the high jump and was the Class 2A area champion in the same event his senior year ... Member of the National Honor Society and academic all-state honoree in football, basketball, baseball and track and field ... A superintendent scholar and distinguished program graduate ... Member and officer with the student council ... Also participated with the Fellowship of Christian Athletes and UIL Theatre.

Personal: Taylor Cornelius was born Sept. 16, 1995, in Amarillo, Texas ... Son of Phyllis and Warren Cornelius ... Comes from a remarkably athletic family that includes 1996 Olympic gold medal-winning swimmer Josh Davis (his cousin), NFL defensive end Brandon Green, another cousin who was drafted by the Jacksonville Jaguars and played with the St. Louis Rams and Seattle Seahawks, and Casey Bookout, another cousin who was a standout baseball player at Oklahoma ... Management major.

Cornelius's Career Passing Stats

Year	G	Effic	Cmp-Att-Int	Pct	Yds	TD	Long	Avg/G
2015	2	53.44	2-5-0	40.0	8	0	5	4.0
Career	2	53.44	2-5-0	40.0	8	0	5	4.0



60 ZACHARY CRABTREE
OFFENSIVE LINE | 6-7 | 310 | R-JUNIOR
MANSFIELD, TEXAS/MANSFIELD

2014 Second-Team Academic All-Big 12
2015 Team Leadership Award

Has the prototypical frame for a big-time offensive tackle ... Started much of the year in 2014 and every game in 2015.

2015 (Sophomore): Started every game at right tackle ... Was a leader on the offensive line ... Coaches awarded him the Vernon Grant Award, given to players who show outstanding leadership, spirit and enthusiasm

2014 (Freshman): Played in nine games and started eight times, all at right tackle ... Started the first five games of the

season before missing four games due to injury ... Played some against Kansas State before returning to the starting lineup for the Baylor, Oklahoma and Washington games.

2013: Redshirt

High School: Coached by Jeff Hulme ... A three-star recruit by both *Rivals.com* and *Scout.com* ... Ranked as the nation's No. 53 offensive tackle by *Rivals.com* and the nation's No. 72 offensive tackle by *Scout.com* ... A top-100 recruit in the state of Texas by the *Waco Tribune-Herald* and by *Rivals.com* ... All-district honoree ... Also played basketball ... Carried scholarship offers from Baylor, Texas Tech and Washington State, among others.

Personal: Zachary David Crabtree was born Sept. 16, 1994, in Arlington, Texas ... Son of Brenda and Garry Crabtree ... Majoring in management, with an option in sports management.



2 DARIUS CURRY
CORNERBACK | 6-1 | 205 | R-JUNIOR
FLOWERY BRANCH, GA./FLOWERY BRANCH

Career Highs

Tackles	4, at Central Michigan, 2015
TFL	1.0 vs. Kansas, 2015
Sacks	No career sacks

A special teams contributor who has seen some time on the defensive unit.

2015 (Sophomore): Played in 12 games, recording 11 tackles with seven solo stops ... Had at least one tackle in seven games, including a career-high four in the season-opener at Central Michigan and a tackle for loss versus Kansas.

2014 (Freshman): Played in four games against Texas Tech, Iowa State, TCU and Kansas State ... Recorded four tackles - two at TCU, one at Kansas State and one vs. Iowa State.

2013: Redshirt.

High School: Coached by Chris Griffin ... A four-star recruit by *ESPN.com* ... *ESPN.com* ranked him as the No. 23 cornerback in the nation and the No. 36 player overall in the state of Georgia ... Team captain and team MVP ... Invited to the Offense-Defense All-America Game ... A three-star recruit by both *Rivals.com* and *Scout.com* ... Tabbed by *Rivals* as the nation's No. 51 cornerback and the No. 48 player overall in the state of Georgia ... Also played basketball ... Held scholarship offers from Auburn, Georgia Tech, South Carolina, Tennessee and Penn State, among numerous others.

Personal: Darius Curry was born Dec. 29, 1994, in Augusta, Ga. ... Son of Felix and Trina Curry ... Has two brothers, C.J. and Justin ... University studies/education major.

Curry's Career Stats

Year	GP	UT-AT-TT	TFL	Sacks	INT	PBU	QBH	FF	FR	BK
2014	4	4-0-4	0	0	0	0	0	0	0	0
2015	12	7-4-11	1.0	0	0	0	0	0	0	0
Career	16	11-4-15	1.0	0	0	0	0	0	0	0



79 DARRION DANIELS
DEFENSIVE TACKLE | 6-3 | 305 | SOPHOMORE
DALLAS, TEXAS/BISHOP DUNNE

2015 OSU Outstanding Defensive Newcomer

Career Highs

Tackles	4 vs. TCU, 2015
TFL	1.0, twice, last vs. TCU, 2015
Sacks	0.5, at Central Michigan, 2015

One of four true freshmen to see the field in 2015.

2015 (Freshman): OSU coaches awarded him the Russell Okung Award for the team's outstanding newcomer ... Played in every game as a true freshman, recording 16 tackles and 2.5 tackles for loss ... Had a half-sack and quarterback hurry in his first collegiate game at Central Michigan ... Finished the regular season third among OSU's interior linemen with 11 solo stops ... Had tackles for loss vs. TCU, UTSA and Central Michigan.

High School: Played for coach Michael Johnson at Bishop Dunne ... Played on both the offensive and defensive lines ... Finished his senior season with 67 total tackles, including 38 solo tackles, 28 tackles for loss and eight sacks ... Junior stats totaled 80 total tackles, 53 solo stops, 25 tackles for loss and two sacks ... Named to the TAPPS Division I All-State First Team on offense and defense as a senior and a junior ... Honored as the TAPPS Division I all-district defensive player of the year as a senior ... Also played basketball and track field, finishing as state runner-up in the shot put as a junior ... Chose Oklahoma State over an extensive list of other offers, including Baylor, Iowa, Missouri, Oklahoma, Texas, Texas Tech, Arizona State, Arkansas, California, Louisville, LSU, Miami (Fla.), Mississippi, Nebraska, Notre Dame, Ohio State, TCU, Tennessee, Texas A&M, USC and Wisconsin.

Personal: Darrion Daniels was born Dec. 4, 1997 ... Son of Tony and Rhonda Daniels ... Father, Tony, played football for Texas Tech and the Green Bay Packers ... Marketing major.

Daniels' Career Stats

Year	GP	UT-AT-TT	TFL	Sacks	INT	PBU	QBH	FF	FR	BK
2015	13	11-5-16	2.5	0.5	0	0	1	0	0	0
Career	13	11-5-16	2.5	0.5	0	0	1	0	0	0



PLAYER BIOS



OKLAHOMA STATE
COWBOYS



97 ERIC DAVIS

DEFENSIVE TACKLE | 6-3 | 305 | R-SENIOR
TYLER, TEXAS/JOHN TYLER

Career Highs

Tackles	3, twice, last at Iowa State, 2015
TFL	No career tackles for loss
Sacks	No career sacks

Developing prospect on the defensive front that saw an increased role in 2015 ... On track to earn a degree in education in December of 2016.

2015 (Junior): Played in every game ... Totaled nine tackles with five solo stops ... Had at least one tackle in five games, including three-tackle efforts against TCU and Iowa State.

2014 (Sophomore): Played in five games, recording two tackles, both of which came against Missouri State ... Did not see the field in eight of OSU's last nine games.

2013 (Freshman): Played in four games as a freshman, appearing against UTSA, Lamar, Iowa State, Kansas and Oklahoma ... Made a solo tackle against Lamar.

2012: Redshirt.

High School: A talented prospect who hails from an area that has been good to OSU ... Former Texas A&M commit ... District defensive lineman of the year while playing tackle ... Class 4A second-team all-state selection as a junior ... *Texas Football Magazine* top 30 defensive line prospect ... Rated by *Rivals* as the No. 75 player in Texas and the No. 35 defensive end prospect in the country ... Senior season numbers included 64 tackles with 10 for loss ... Had 12 tackles behind the line of scrimmage as a junior with three interceptions.

Personal: Born June 1, 1994, in Tyler, Texas ... Son of Vanessa and Allen Davis ... Majoring in university studies/educational psychology.

Davis's Career Stats

Year	GP	UT-AT-TT	TFL	Sacks	INT	PBU	QBH	FF	FR	BK
2013	4	1-0-1	0	0	0	0	0	0	0	0
2014	5	2-0-2	0	0	0	0	0	0	0	0
2015	13	5-4-9	0	0	0	0	0	0	0	0
Career	22	8-4-12	0	0	0	0	0	0	0	0



OKLAHOMA STATE
COWBOYS



3 KENNETH EDISON-MCGRUDER

LINEBACKER | 6-0 | 215 | SOPHOMORE
ALIEF, TEXAS/TAYLOR

Career Highs

Tackles	7 vs. UTSA, 2015
TFL	No career tackles for loss
Pass Break Ups	No career passes broken up

Saw some significant reps as a true freshman on both defense and special teams ... Made the move from safety to linebacker in the spring of 2016.

2015 (Freshman): One of four true freshmen to see the field for the Cowboys ... Played in 12 games, totaling 13 tackles with 10 solo stops ... Finished second on the team with a season-high seven tackles vs. UTSA ... An injury to Jordan Sterns late in the fourth quarter thrust him onto the field for what became a crucial defensive stop to preserve OSU's 30-27 win at Texas.

High School: Played for coach JD Jordan at Alief Taylor ... A heavily recruited safety who was listed as a four-star prospect and the No. 30 safety in the country by *Scout.com* ... Finished senior year with 79 total tackles, 36 solo tackles, a sack, an interception and a pair of forced fumbles ... Totaled 33 tackles, 18 solos tackles and three interceptions as a junior ... Named all-district as both a junior and a senior ... Competed on his high school track team as well ... Offered scholarships by Arkansas, Boise State, California, Iowa St., Louisville, LSU, Missouri, Nebraska, Oregon State, TCU, Texas Tech, Utah, Washington and others.

Personal: Kenneth Edison-McGruder was born December 26, 1996 ... Son of Eric Edison ... Undeclared major.

Edison-McGruder's Career Stats

Year	GP	UT-AT-TT	TFL	Sacks	INT	PBU	QBH	FF	FR	BK
2015	12	10-3-13	0	0	0	0	0	0	0	0
Career	12	10-3-13	0	0	0	0	0	0	0	0



OKLAHOMA STATE
COWBOYS



62 TYLER FERGUSON

DEFENSIVE TACKLE | 6-2 | 265 | R-SOPHOMORE
MCKINNEY, TEXAS/BOYD

Career Highs

Tackles	1 vs. Kansas, 2015
TFL	1.0 vs. Kansas, 2015
Sacks	1.0 vs. Kansas, 2015

2015 (Freshman): Played late against UTSA and Kansas, recording a sack for a loss of 10 yards and a safety in OSU's win over Kansas.

2014: Redshirt

High School: Attended Boyd HS in McKinney, Texas, where he was coached by Don Drake ... Two-time all-district defensive lineman ... All-region honoree after making 68 tackles and seven sacks and forcing four fumbles his senior year ... Honored with the Academic Excellence Award for maintaining a grade point average of 3.5 or above ... Also competed in lacrosse ... Participated with his church group and with PALS.

Personal: Tyler Vance Ferguson was born June 10, 1996, in Plano, Texas ... Son of Matthew and Donna Ferguson ... Chemical engineering major.

Ferguson's Career Stats

Year	GP	UT-AT-TT	TFL	Sacks	INT	PBU	QBH	FF	FR	BK
2015	2	1-0-1	1.0	1.0	0	0	0	0	0	0
Career	2	1-0-1	1.0	1.0	0	0	0	0	0	0



OKLAHOMA STATE
COWBOYS



31 TRE FLOWERS

SAFETY | 6-3 | 198 | R-JUNIOR
CONVERSE, TEXAS/JUDSON

Pronounced TRAY

2015 Second Team Academic All-Big 12

Career Highs

Tackles	13, at West Virginia, 2015
TFL	1.0, five times, last vs Ole Miss, 2015
Pass Break Ups	2, at West Virginia, 2015
Interceptions	1, twice, last vs. TCU, 2015

Two-sport athlete who has competed as a long jumper on OSU's track and field team.

2015 (Sophomore): Second team Academic All-Big 12 honoree ... Started every game at strong safety ... Fourth on the team with 83 tackles, including 67 solo stops ... Led the team with nine passes defensed, totaling two interceptions and seven breakups ... Added 3.5 tackles for loss ... Recorded his first career interception on the opening series of the 2015 season ... Had one of his best games vs. No. 5 TCU, picking off QB Trevone Boykin in the third quarter and adding another pass break up and 10 total tackles ... Named OSU's defensive player of the game against West Virginia, totaling a career-high 13 tackles ... Led the Cowboys with nine tackles vs. Ole Miss in the Sugar Bowl ... Had at least two tackles in every game and double digit tackles on three occasions ... Forced a fumble at Iowa State.



PLAYER BIOS



Tre Flowers

2014 (Freshman): Played in 12 games as a freshman and started at safety in six of them ... Was the sixth-leading tackler on the team with 56 tackles, including 47 solo stops ... Had a season-best eight tackles against Iowa State ... Recorded at least five tackles in seven games ... Credited with one tackle for loss against TCU and Texas ... Also credited with three pass breakups.

2013: Redshirt.

High School: Coached by Mark Smith ... All-district and all-area selection who also earned honorable mention all-state accolades ... Racked up 76 tackles, three interceptions and a pass defended his senior year ... A three-star prospect by *ESPN.com*, *Rivals.com* and *Scout.com* ... *Scout.com* ranked him as the No. 32 safety in the nation and *ESPN.com* had him as the No. 64 safety nationally ... Also competed in basketball and track and field ... Member of the A/B honor roll and participated with the Fellowship of Christian Athletes ... Held scholarship offers from Kansas State, Mississippi State, BYU, Boise State, Arizona State and Utah, among numerous others.

Personal: Trequille Flowers was born June 2, 1995, in Converse, Texas ... Son of Rodney and Crystal Flowers ... Brother, Rodney, plays football for Langston University and his sister, Aleshia Flowers, played basketball at South Florida ... Uncle, Erik Flowers, played with several teams during his seven seasons in the NFL ... Majoring in management.

Flowers' Career Stats

Year	GP	UT-AT-TT	TFL	Sacks	INT	PBU	QBH	FF	FR	BK
2014	12	47-9-56	2.0	0	0	3	0	0	0	0
2015	13	67-16-83	3.5	0	2	7	0	1	0	0
Career	25	114-25-139	5.5	0	2	10	0	1	0	0



OKLAHOMA STATE
COWBOYS



85 JORDAN FRAZIER
COWBOY BACK | 6-4 | 265 | R-SOPHOMORE
SPRINGFIELD, MO./LIGHTHOUSE CHRISTIAN

2015 First Team Academic All-Big 12

Career Highs

Receptions	1 vs. Central Arkansas, 2015
Receiving Yards	7 vs. Central Arkansas, 2015
Long Reception	7 vs. Central Arkansas, 2015

Developing prospect who is part of the emergence of the Cowboy Back position at Oklahoma State.

2015 (Freshman): A first team Academic All-Big 12 honoree ... Played in eight games, making one catch for seven yards in OSU's win over Central Arkansas.

2014: Redshirt.

High School: Coached by Dave Stales at Lighthouse Christian ... Had 50 catches and 10 touchdowns at Lighthouse Christian, which finished 11-2 his senior year ... Led Lighthouse to National Homeschool Football Association (NHFA) national championship in 2013 ... Led team in receptions all four years and led the team in tackles as a senior ... Team captain ... Four-year letterwinner in football

and track, two-year letterwinner in basketball ... Received honor roll recognition in each year of high school ... Part of the science and math club and Service Society ... Three-star recruit by *ESPN.com* and *247Sports* ... Ranked the No. 23 player in Missouri by *247Sports* and No. 26 by *ESPN.com* ... Held offers from Tennessee, Illinois and Indiana, among others.

Personal: Jordan Frazier was born April 25, 1995, in Springfield, Mo. ... Son of Scott and Kala Frazier ... Has four brothers and one sister ... Was homeschooled ... Management major.

Frazier's Career Receiving Stats

Year	G	Rec.	Yds.	Avg.	TD	Long	Avg./G
2015	8	1	7	7.0	0	7	0.9
Career	8	1	7	7.0	0	7	0.9



OKLAHOMA STATE
COWBOYS



66 LEMAEFFE GALEA'I
OFFENSIVE LINE | 6-4 | 325 | R-SOPHOMORE
EULESS, TEXAS/TRINITY

Pronounced lem-AH-eh-feh naw-LAY-eye

A developing prospect who has seen the bulk of his action on special teams to this point.

2015 (Freshman): Played in every game except the season opener, primarily blocking on special teams for PATs and field goal attempts ... Did see some time on the field with the offense.

2014: Redshirt.

High School: Coached by Steve Linewaver at Trinity ... Played guard and anchored a dominant line that helped Trinity establish a powerful running game and finish 11-3 his senior year ... Finished his last season with 79 knockdown blocks and an overall grade of 91 percent, only allowing two sacks ... Two-time first team all-district ... *Associated Press Sports Editors* honorable mention all-state and a *Texas Football Magazine* top 300 Texas recruit ... Three-star recruit by *Scout.com*, which ranked him No. 44 at his position ... Also offered by Baylor, BYU and Utah State.

Personal: Lemaeffe Galea'i Jr. was born Sept. 7, 1995, in Bedford, Texas ... Son of Lemaeffe and Tania Galea'i ... Undeclared major.



PLAYER BIOS



OKLAHOMA STATE
COWBOYS



76 DYLAN GALLOWAY

OFFENSIVE LINEMAN | 6-5 | 279 | FRESHMAN
DALLAS, TEXAS/COPPELL

A three-star prospect in most major recruiting services' rankings ... Ranked as the No. 9 offensive tackle in the state of Texas by *Scout.com* ... *ESPN* ranked him as the No. 94 tackle prospect nationally ... Chose Oklahoma State over reported offers from Arkansas State and UTSA, among others.

High School: Played for coach Michael DeWitt at Coppel ... A solid blocker in the running and passing game who earned all-district recognition ... Helped Coppel average nearly 200 rushing per game as a senior.

Personal: Dylan Galloway was born Feb. 19, 1998 in Dallas, Texas ... Son of Desiree Galloway and Dennis James ... Undeclared major.



OKLAHOMA STATE
COWBOYS



51 MELVIN GILLIAM

LINEBACKER | 5-8 | 215 | R-JUNIOR
TULSA, OKLA./BOOKER T. WASHINGTON/
CENTRAL OKLAHOMA

A walk-on who has played on the OSU scout team.

2015: Redshirt.

Prior to OSU: Began his career at the University of Central Oklahoma, where he was coached by Nick Bobeck.

High School: Played for coach Marvin Dantzler at Booker T. Washington High School ... Racked up 240 tackles, eight sacks, four forced fumbles, five fumble recoveries, one touchdowns and six pass breakups playing linebacker ... Earned all all-state, all-district and all-metro honors ... Also competed for the track and field team ... Given the Brotherhood Award, served for a canned food drive and was an MLK parade volunteer.

Personal: Melvin Gilliam was born July 9, 1995, in Tulsa, Okla. ... Son of Melvin and Edwinia Gilliam ... Father played football and basketball at Oklahoma State; uncle, Kevin Gilliam played basketball at UCO; cousin, Anthony Gilliam, played football at TCU; cousin, Mariah Gilliam, played basketball at Grambling; cousin, Eric Bennett, played football at Arkansas ... Management major.



OKLAHOMA STATE
COWBOYS



17 A.J. GREEN

CORNERBACK | 6-1 | 160 | FRESHMAN
DESOTO, TEXAS/DESOTO

Ranked as a three-star prospect by most recruiting services ... *Scout.com* ranked him as the No. 12 cornerback prospect in Texas and as the No. 53 cornerback nationally ... Chose Oklahoma State over reported offers from Missouri, Arizona State, Louisville, California and Houston, among others.

High School: Played for coach Todd Peterman at DeSoto ... A first team all-district selection as a sophomore and a senior ... An honorable mention to the all-state team as a senior and named one of his team's MVPs ... An honorable mention to the academic all-state team ... Also a talented basketball player.

Personal: Alvin J. Green was born June 9, 1998, in Dallas, Texas ... Son of Nissaa Muhammad and Alvin Green ... Part of an athletic family with four cousins playing high-level sports: Alex Harding plays for the WNBA's Phoenix Mercury, Marcus Harden plays for Georgia's football team, David Harden plays for the Memphis football team and Briana Holman plays for Nebraska's volleyball team ... Undeclared major.



OKLAHOMA STATE
COWBOYS



18 ZA'CARRIUS GREEN

SAFETY | 5-11 | 205 | R-FRESHMAN
DUNCANVILLE, TEXAS/DUNCANVILLE

Pronounced zuh-CARE-ee-us

An athletic player who redshirted the 2015 season ... A candidate to see playing time in the fall.

2015: Redshirt

High School: Played for coach Jeff Dicus and coach Coby Richards at Duncanville ... Named linebackers MVP for his team ... Totaled 89 tackles during his senior and 56 during his junior season ... All-district selection as a senior and a junior ... Also played basketball and competed in track and field ... Was an active participant with SkillsUSA ... Chose Oklahoma State over offers from Iowa, Iowa State, Kansas, Louisiana Tech, North Texas and others.

Personal: Za'Carrius Green was born Dec. 26, 1996, in Alexandria, La. ... Son of LaTonya Green ... Undeclared major.



OKLAHOMA STATE
COWBOYS



19 BEN GROGAN

KICKER | 6-1 | 190 | SENIOR
ARLINGTON, TEXAS/MARTIN

2014 First-Team Academic All-Big 12
2015 Lou Groza Award Watch List
2015 Second-Team Academic All-Big 12

Career Highs

Most FG Made 4, twice, last vs. Missouri State, 2014
Most FG Attempted 6 vs Missouri State, 2014
Longest FG 47 vs. UTSA, 2014

Ranks fourth in school history with 316 points scored and second in PATs made and attempted ... Barring the unforeseen, he should shatter the OSU career record in all three of those categories ... Ranks in the top seven in OSU history in field goals made, field goals attempted and field goal percentage... Stepped immediately into the starting role after arriving on campus as a freshman ... Has won multiple games for the Cowboys with late field goals.

2015 (Junior): A second-team Academic All-Big 12 honoree and part of the Lou Groza Award Watch List ... Made 16 of his 20 field goal attempts, including a streak of 10 straight in the first half of the season and each of his last five to finish the season ... At Texas, he hit the game tying field goal with 1:33 remaining and the game-winning field goal with six seconds remaining, with both kicks made from at least 40 yards ... Earned Big 12 Special Teams Player of the Week and OSU's special teams player of the game for that performance ... Followed that with another game-winning field goal the next week vs. Kansas State, hitting a 37-yard kick with 32 seconds remaining to give the Cowboys a two-point win ... Was perfect in the Sugar Bowl, connecting on both of his field goal attempts and both of his PAT attempts against Ole Miss ... Named OSU's special teams player of the game vs. UTSA, hitting both field goal attempts - one a season-long 43-yarder - and all eight PAT attempts ... Was 8-of-10 from beyond 30 yards and 4-of-6 from beyond 40 yards ... Averaged 60.1 yards on 92 kickoffs ... 22 of his kickoffs went for touchbacks ... Led the team in scoring with 109 points on the season ... Was 10-for-10 on PAT attempts at Texas Tech, tying for second on OSU's single-game list for made PATs ... Was 3-for-3 against Texas and Oklahoma and 2-for-2 vs. Central Arkansas, UTSA and West Virginia ... His 61 PATs made rank seventh on OSU's single-season list ... Hit season-long field goals of 43 yards vs. UTSA and Oklahoma.



PLAYER BIOS

2014 (Sophomore): Ranked ninth nationally with 1.69 field goals made per game ... One of 20 national semifinalists for the Lou Groza Award presented to the nation's top kicker ... Started the season by missing three of his first five field goal attempts, but made 20 of his last 23, highlighted by a game-winning 21-yarder in overtime to lift OSU to victory over Oklahoma in Norman His 22 field goals made is the third-best single-season mark in school history ... Hit the longest kick of his career to date with a 47-yarder vs. UTSA ... Made four fields goals against Missouri State ... Was perfect on 41 PAT tries ... Led the team in scoring and ranked 34th nationally with 107 points on the year.

2013 (Freshman): Lead the team in scoring with 100 points ... Ranked sixth in the Big 12 and 51st in the NCAA in scoring per game at 7.7 ppg ... Finished the regular season 11-18 on field goal attempts, two of which were blocked ... Big 12 special teams player of the week after connecting on an OSU freshman-record four field goals against Kansas State ... Made season-long field goals of 41 yards against Texas Tech and Oklahoma ... Was 67-of-68 on PAT attempts, with his only miss being a blocked kick at Iowa State.

High School: Coached by Bob Wager ... Earned class 5A first-team all-state honors by the *Associated Press Sports Editors* after he connected on nine-of-11 field goals with a long of 56 yards and was a perfect 40-for-40 on PAT attempts his senior year ... Three-star prospect by both *ESPN.com* and *Rivals.com* ... *Rivals.com* ranked him as the No. 9 kicker in the nation and *ESPN.com* had him at No. 15 nationally ... The only kicker included on the list of *Texas Football Magazine's* top 300 prospects ... Member of the *Fort Worth Star-Telegram* super team as a first-team kicker and punter ... Knocked in eight-of-10 field goal attempts with a long of 52 yards and added 25-of-25 PATs his junior year ... Also played soccer ... Member of the National Honor Society ... Held offers from Kansas and Memphis ... Once kicked a PAT using the old-time drop-kick style.

Personal: Ben Grogan was born Jan. 9, 1995, in Arlington, Texas ... Son of Mike and Marcia Grogan ... University studies/geology major.

Grogan's 2013 Game-by-Game Kicking Stats

Date	Opponent	PAT-A	FGM-FGA	Lg	Blk
Aug. 31	vs. Mississippi State	3-3	0-1	0	1
Sept. 7	at UTSA	8-8	0-0	0	0
Sept. 14	Lamar	8-8	1-1	39	0
Sept. 28	at West Virginia	3-3	0-2	0	0
Oct. 5	Kansas State	3-3	4-5	34	1
Oct. 19	TCU	3-3	1-3	28	0
Oct. 26	at Iowa State	7-8	1-1	22	0
Nov. 2	at Texas Tech	7-7	1-1	41	0
Nov. 9	Kansas	6-6	0-0	0	0
Nov. 16	at Texas	5-5	1-1	39	0
Nov. 23	Baylor	7-7	0-0	0	0
Dec. 7	Oklahoma	3-3	1-1	41	0
Jan. 3	vs. Missouri	4-4	1-2	25	0

Grogan's 2014 Game-by-Game Kicking Stats

Date	Opponent	PAT-A	FGM-FGA	Lg	Blk
Aug. 30	vs. Florida State	4-4	1-2	37	0
Sept. 6	Missouri State	4-4	4-6	37	0
Sept. 13	UTSA	4-4	3-3	47	0
Sept. 25	Texas Tech	6-6	1-1	42	0
Oct. 4	Iowa State	4-4	3-3	34	0
Oct. 11	at Kansas	3-3	2-3	43	0
Oct. 18	at TCU	0-0	3-3	30	0
Oct. 25	West Virginia	1-1	1-2	40	0
Nov. 1	at Kansas State	2-2	0-0	0	0
Nov. 15	Texas	1-1	0-0	0	0
Nov. 22	at Baylor	4-4	0-0	0	0
Dec. 6	at Oklahoma	5-5	1-1	21	0
Jan. 2	vs. Washington	3-3	3-4	40	0

Grogan's 2015 Game-by-Game Kicking Stats

Date	Opponent	PAT-A	FGM-FGA	Lg	Blk
Sept. 3	at Central Michigan	3-3	1-3	22	0
Sept. 12	Central Arkansas	2-4	2-2	31	0
Sept. 19	UTSA	8-8	2-2	43	0
Sept. 26	at Texas	3-3	3-3	41	0
Oct. 3	Kansas State	3-4	1-1	37	0
Oct. 10	at West Virginia	3-3	2-2	22	0
Oct. 24	Kansas	8-8	0-1	0	0
Oct. 31	at Texas Tech	10-10	0-0	0	0

Nov. 7	TCU	7-7	0-0	0	0
Nov. 14	at Iowa State	5-5	0-1	0	0
Nov. 21	Baylor	5-5	0-0	0	0
Nov. 28	Oklahoma	2-2	3-3	43	0
Jan. 1	vs Ole Miss	2-2	2-2	31	0

Grogan's Career Kicking Stats

Year	FGM-FGA	Pct.	1-19	20-29	30-39	40-49	50+	Lg	Blk
2013	11-18	61.1	0-0	5-6	4-7	2-5	0-0	41	2
2014	22-28	78.6	1-1	7-8	9-11	5-7	0-1	47	0
2015	16-20	80.0	0-0	7-9	5-5	4-6	0-0	43	0
Career	49-66	74.2	1-1	19-23	18-23	11-18	0-1	47	2



OKLAHOMA STATE
COWBOYS



16 DEVIN HARPER
LINEBACKER | 6-1 | 210 | FRESHMAN
KNOXVILLE, TENN./KARNS

Ranked as a three-star prospect by most recruiting services ... *247sports.com* listed him as the No. 57 outside linebacker prospect nationally, while *ESPN* put him at No. 89.

High School: Played for coach Tobi Kilgore at Karns ... Played on both sides of the ball throughout his high school career ... Averaged 213 all-purpose yards per game as a senior while logging 40 tackles on the defensive side ... An all-district and all-state selection ... Also competed in basketball and track and field ... Earned the team's play of the week on two occasions ... Actively involved with AVID (Advancement Via Individual Determination) at Karns.

Personal: Devin Harper was born May 13, 1998, in Atlanta ... Son of Kevin and Alacia Harper ... His father, Kevin, was also an NCAA Division I athlete ... Undeclared major.



OKLAHOMA STATE
COWBOYS



25 MADRE HARPER
CORNERBACK | 6-1 | 175 | FRESHMAN
ARLINGTON, TEXAS/LAMAR

Pronounced muh-DRAY

Ranked as a three-star prospect by *Rivals.com*, *Scout.com*, *247sports.com* and *ESPN* ... *Scout.com* listed him as the No. 15 cornerback in Texas, while *247sports.com* listed him as the No. 47 cornerback in the nation ... An early enrollee who participated in spring practice ... Chose Oklahoma State over reported offers from Oklahoma, Iowa, Pittsburgh and Northwestern, among several others.



PLAYER BIOS

High School: Played for coaches Laban DeLay and Trent Fuller at Lamar ... Earned a reputation as a great special teams performer in addition to his outstanding coverage ability ... Helped lead Lamar to an 11-2 record as a senior ... A three-year first team all-district selection ... Also competed in track and field ... Actively involved with Keep Grand Prairie Beautiful and Mission Arlington.

Personal: Madre Madison Harper was born Oct. 13, 1997, in Irving, Texas ... Son of Michael and Madiola Harper ... His father, Michael, played football at Memphis and his cousin, Rod McClenton played football at Utah State ... Nutritional studies major with an option in allied health.



OKLAHOMA STATE
COWBOYS



17 AUSTIN HAYS
RECEIVER | 6-2 | 195 | R-SENIOR
SAN ANTONIO, TEXAS/REAGAN

Career Highs

Receptions	8 vs. Savannah State, 2012
Receiving Yards	81 at Kansas State, 2012
Long Reception	54 at Kansas State, 2012

Coaches have praised him for his understanding of the offense and his ability to play multiple wide receiver positions within OSU's scheme ... On track to earn a degree in marketing in December of 2016.

2015 (Junior): Played in every game and started against Kansas State and Baylor ... Ranked sixth on the team with 22 catches ... Had a huge impact in OSU's 70-53 win at Texas Tech as he became the first Cowboy since at least 1982 to throw and catch a touchdown pass in the same game, throwing a 19-yard touchdown to Blake Jarwin on his first career passing attempt and catching a 12-yard pass from Mason Rudolph ... Had at least one catch in 11 games.

2014 (Sophomore): Played in 10 games, but missed three Big 12 games due to injury ... Caught nine passes for 57 yards ... Had a season-best 21 yards against Missouri State and Kansas ... Season-long reception of 15 yards also came against Missouri State.

2013: Redshirt. His lone game action came against Lamar, when he made one catch for eight yards.

2012 (Freshman): Got his first career start against Kansas and ended the season with nine straight starts ... Led all freshmen in starts (10), catches (29) and receiving yards (394) ... Receptions total was fourth on the team and yardage total was fifth among all Cowboys ... Began his career with eight catches for 77 yards in the season opener against Savannah State ... His first career TD came on a 1-yard pass from J.W. Walsh in the opener ... Injury and illness sidelined him for the next three games (Arizona, Louisiana and Texas) ... Had nine-yard receptions against

Kansas and TCU ... Caught a 41-yard pass against TCU ... At Kansas State he had four catches for 81 yards, including a 54-yard touchdown reception from Wes Lunt ... Caught three passes for 49 yards against West Virginia ... Had a 17-yard catch vs. Texas Tech and a 27-yarder at OU ... Had five catches for 59 yards at Baylor ... Caught four passes covering 25 yards against Purdue ... Averaged 13.6 yards per catch.

High School: Was a Class 5A all-state selection by the *San Antonio Express News* and he was an all-district selection on a Reagan team that made an appearance in the quarterfinals of the state playoffs ... Ended his senior season with 55 catches covering 1,060 yards with 14 touchdowns and an average of 19.9 yards per reception ... Also a baseball and track athlete ... A first-team academic all-state selection ... One of the last Cowboys added to the signing class.

Personal: Born Jan. 18, 1994, in San Antonio ... Parents are Russell and Robin Hays ... Dad was a receiver at Texas (1981-85) ... Marketing major.

Hays' 2012 Game-by-Game Receiving Stats

Date	Opponent	No.	Yds.	TD	Long
Sept. 1	Savannah State	8	77	1	29
Sept. 8	at Arizona		DNP		
Sept. 15	Louisiana		DNP		
Sept. 29	Texas		DNP		
Oct. 13	at Kansas	1	9	0	9
Oct. 20	Iowa State	1	9	0	9
Oct. 27	TCU	1	41	0	41
Nov. 3	at Kansas State	4	81	1	54
Nov. 10	West Virginia	3	49	0	36
Nov. 17	Texas Tech	1	17	0	17
Nov. 24	at Oklahoma	1	27	0	27
Dec. 1	at Baylor	5	59	0	15
Jan. 1	vs. Purdue	4	25	0	7

Hays' 2013 Game-by-Game Receiving Stats

Date	Opponent	No.	Yds.	TD	Long
Aug. 31	vs. Mississippi State		DNP		
Sept. 7	at UTSA		DNP		
Sept. 14	Lamar	1	8	0	8
Sept. 28	at West Virginia		DNP		
Oct. 5	Kansas State		DNP		
Oct. 19	TCU		DNP		
Oct. 26	at Iowa State		DNP		
Nov. 2	at Texas Tech		DNP		
Nov. 9	Kansas		DNP		
Nov. 16	at Texas		DNP		
Nov. 23	Baylor		DNP		
Dec. 7	Oklahoma		DNP		
Jan. 3	Missouri		DNP		

Hays' 2014 Game-by-Game Receiving Stats

Date	Opponent	No.	Yds.	TD	Long
Aug. 30	vs. Florida State	0	0	0	0
Sept. 6	Missouri State	3	21	0	15
Sept. 13	UTSA	2	13	0	8
Sept. 25	Texas Tech	0	0	0	0
Oct. 4	Iowa State	0	0	0	0
Oct. 11	at Kansas	2	21	0	11
Oct. 18	at TCU	0	0	0	0
Oct. 25	West Virginia	2	2	0	3
Nov. 1	at Kansas State		DNP		
Nov. 15	Texas		DNP		
Nov. 22	at Baylor		DNP		
Dec. 6	at Oklahoma	0	0	0	0
Jan. 2	vs. Washington	0	0	0	0

Hays' 2015 Game-by-Game Receiving Stats

Date	Opponent	No.	Yds.	TD	Long
Sept. 3	at Central Michigan	2	14	0	13
Sept. 12	Central Arkansas	1	16	0	16
Sept. 19	UTSA	2	20	0	13
Sept. 26	at Texas	2	8	0	7
Oct. 3	Kansas State	5	32	0	9
Oct. 10	at West Virginia	2	113	0	7
Oct. 24	Kansas	2	19	0	10
Oct. 31	at Texas Tech	3	30	1	14
Nov. 7	TCU	1	13	0	13
Nov. 14	at Iowa State	0	0	0	0
Nov. 21	Baylor	1	16	0	16
Nov. 28	Oklahoma	1	19	0	19
Jan. 1	vs Ole Miss	0	0	0	0

Hays' Career Receiving Stats

Year	G	Rec.	Yds.	Avg.	TD	Long	Avg./G
2012	10	29	394	13.6	2	54	39.4
2013	1	1	8	8.0	0	8	8.0
2014	10	9	57	6.3	0	15	5.7
2015	12	22	200	9.1	1	19	16.7
Career	33	61	659	10.8	3	54	20.0



OKLAHOMA STATE
COWBOYS



26 KEVIN HENRY
LINEBACKER | 6-0 | 225 | R-FRESHMAN
BATON ROUGE, LA./CENTRAL

A developing prospect at Oklahoma State's "star" linebacker position. Was a well-thought-of recruit during his days in the Louisiana prep ranks.

2015: Redshirt.

High School: Played for coach Sid Edwards at Central ... Finished his senior year with 80 total tackles, 10 tackles for loss, three interceptions, six forced fumbles and a fumble recovery ... Totaled 47 total tackles, six tackles for loss, a sack and three interceptions as a junior ... Named to the *New Orleans Times-Picayune* class 4A all-state first team, the all-district 5A-4 first team and a Louisiana Sportswriters Association class 5A all-state team honorable mention as a senior ... Junior honors included the Louisiana Coaches Association class 5A all-state first team and the all-district 5A-4 first team ... Also played basketball and baseball ... Also recruited by LSU, Mississippi, Louisiana Tech, Louisiana-Monroe, Grambling, Nicholls State, Southeastern Louisiana, Southern and others.

Personal: Kevin Lamar Henry was born March 9, 1996, in Baton Rouge, La. ... Son of Diane Henry and Kevin Simon ... First cousin, Brandon Bass, plays for the NBA's Boston Celtics ... Undeclared major.



PLAYER BIOS



OKLAHOMA STATE
COWBOYS



27 JUSTICE HILL
RUNNING BACK | 5-10 | 171 | FRESHMAN
TULSA, OKLA./BOOKER T. WASHINGTON

Ranked as a three-star recruit by most major recruiting services ... Listed as the top running back in Oklahoma by *Scout.com* and as the No. 20 all-purpose back in the country by *247sports.com* ... *Rivals.com* listed him as the No. 8 overall prospect in Oklahoma while *ESPN* ranked him ninth ... Chose Oklahoma State over reported offers from Louisville, Houston and Kansas, among others.

High School: Played for coach Marvin Dantzler at Booker T. Washington ... Helped lead the team to a 10-1 season with an appearance in the state semifinals as a senior ... An all-state selection and the 6All-1 offensive player of the year as a senior ... Had 198 carries for 1,948 yards and 32 touchdowns his senior season, adding 12 catches for 103 yards ... Rushed for 276 yards and five touchdowns against Claremore ... Had a long rush of 98 yards and surpassed 100 yards rushing in every game ... As a junior, totaled 1,426 yards and 22 touchdowns on 219 carries with an average of 6.5 yards per carry and 142.6 yards per game ... Also competed in track and field ... A member of the National Honor Society and actively involved with Men of Power.

Personal: Justice Hill was born Nov. 14, 1997, in Tulsa ... Son of Derrick and Tia Hill ... Finance major.



OKLAHOMA STATE
COWBOYS



59 MATT HOCKETT
KICKER/PUNTER | 6-3 | 195 | R-SOPHOMORE
NORMAN, OKLA./NORMAN

OSU's second-team kicker behind Ben Grogan in 2015.

2015 (Freshman): Saw late game action against UTSA and Kansas ... Averaged 61.5 yards on two kickoffs and attempted a field goal vs. Kansas.

2014: Redshirt

High School: Attended Norman HS in Norman, Okla., where he was coached by Gregg Nation ... An all-state selection by *The Oklahoman* and by the coaches ... Also earned all-state recognition as a soccer player ... Earned Norman HS special teams MVP honors after averaging

43.3 yards per punt and connecting on 14-of-17 field goals with a long of 49 yards ... Of his 40 kickoffs, 38 resulted in a touchback ... Also played basketball ... Member of the National Honor Society, the Key Club, the student congress, Mu Alpha Theta and volunteered with the Special Olympics.

Personal: Matthew John Hockett was born Sept. 17, 1995, in Oklahoma City ... Son of John and Angie Hockett ... Physiology major.

Hockett's Career Kicking Stats

Year	FGM-FGA	Pct.	1-19	20-29	30-39	40-49	50+	Lg	Bk
2015	0-1	0.0	0-0	0-1	0-0	0-0	0-0	0-0	0-0
Career	0-1	0.0	0-0	0-1	0-0	0-0	0-0	0-0	0-0



OKLAHOMA STATE
COWBOYS



70 BEN HUGHES
DEFENSIVE TACKLE | 6-1 | 320 | R-JUNIOR
WACO, TEXAS/UNIVERSITY

Career Highs

Tackles	1 vs. Kansas, 2015
TFL	No career tackles for loss

Has seen spot duty during his career ... Has great strength.

2015 (Sophomore): Saw action against UTSA and Kansas, recording his first career tackle against the Jayhawks.

2014 (Freshman): Saw action against Missouri State and UTSA, but did not record any statistics.

2013: Redshirt.

High School: Coached by Matt Carrol ... A four-star prospect by *ESPN.com* and a three-star prospect by both *Rivals.com* and *Scout.com* ... *ESPN.com* ranked him as the nation's No. 31 defensive tackle and the No. 44 player overall in the state of Texas ... Had 87 tackles (17 for loss with six sacks) his junior year ... A member of the *Waco Tribune-Herald* Super CenTex first team and also a top-100 recruit in Texas by the same publication ... Also competed in track and field, power lifting, basketball and soccer ... Earned a spot on his school's top six percent A honor roll ... Participated in several extracurricular activities including assisting with little league football, the choir, culinary arts and art club ... Held scholarship offers from Kansas State and Mississippi State, among others.

Personal: Ben Hughes IV was born Aug. 23, 1994, in Waco, Texas ... Son of Ben Hughes and Deanna Young ... His father played football at Texas State and his aunt, Shayla Hughes, ran track at Texas ... University studies/education major.

Hughes' Career Stats

Year	GP	UT-AT-TT	TFL	Sacks	INT	PBU	QBH	FF	FR	BK
2014	2	0-0-0	0	0	0	0	0	0	0	0
2015	2	0-1-1	0	0	0	0	0	0	0	0
Career	4	0-1-1	0	0	0	0	0	0	0	0



OKLAHOMA STATE
COWBOYS



47 BLAKE JARWIN
COWBOY BACK | 6-5 | 248 | R-SENIOR
TUTTLE, OKLA./TUTTLE

2015 First Team All-Big 12 (Coaches)
2015 First Team Academic All-Big 12

Career Highs

Receptions	3, 4 times, last vs Ole Miss, 2015
Receiving Yards	47 vs. Texas Tech, 2014
Long Reception	47 vs. Texas Tech, 2014

Athletic Cowboy Back who has proven himself as a productive pass catcher down the field ... Earned a degree in management in the spring of 2016.

2015 (Junior): First-team All-Big 12 selection at tight end as judged by the coaches around the league ... Also a first-team Academic All-Big 12 honoree, making him just one of four players in the conference to earn both first-team All-Big 12 and first-team Academic All-Big 12 honors in 2015 ... OSU coaches awarded him the team's Barry Sanders Award, given to the players who provide the greatest contribution with the least recognition ... Played in 11 games, missing the last two of the regular season to injury ... Started against Central Arkansas and UTSA ... Finished with 17 receptions for 200 yards and two touchdowns ... Had at least one catch in eight games and three catches in OSU's wins over Texas, West Virginia and Iowa State ... Caught touchdowns vs. West Virginia and Texas Tech ... OSU's special teams player of the game in OSU blowout win over then-unbeaten TCU.

2014 (Sophomore): Played in every game and started against West Virginia and Baylor ... Caught five passes for 107 yards on the year ... Highlight came against Texas Tech when he scored on a 47-yard reception ... Caught two passes for 29 yards against Texas, one for 17 against UTSA and one for 14 in the Cactus Bowl win over Washington ... Logged six kick returns on short kickoffs and totaled 66 return yards with a long return of 19 yards vs. Florida State.

2013 (Freshman): Practiced, but did not see any game action.

2012: Redshirt.

High School: Attended Tuttle HS in Tuttle, Okla., where he was coached by Phillip Koons ... Member of *The Oklahoman's* little all-city team ... Also competed in baseball, basketball and track and field ... Made seven catches for 145 yards and registered 38 tackles, three sacks and nine tackles for loss playing defense ... Member of the National Honor Society and participated in FCA.



PLAYER BIOS

Personal: Blake Jarwin was born July 16, 1994, in Oklahoma City ... Son of James and Leslie Jarwin ... Mother played basketball at St. Gregory's Junior College and Southern Nazarene University ... Management major.

Jarwin's 2014 Game-by-Game Receiving Stats

Date	Opponent	No.	Yds.	TD	Long
Aug. 30	vs. Florida State	0	0	0	0
Sept. 6	Missouri State	0	0	0	0
Sept. 13	UTSA	1	17	0	17
Sept. 25	Texas Tech	1	47	1	47
Oct. 4	Iowa State	0	0	0	0
Oct. 11	at Kansas	0	0	0	0
Oct. 18	at TCU	0	0	0	0
Oct. 25	West Virginia	0	0	0	0
Nov. 1	at Kansas State	0	0	0	0
Nov. 15	Texas	2	29	0	21
Nov. 22	at Baylor	0	0	0	0
Dec. 6	at Oklahoma	0	0	0	0
Jan. 2	vs. Washington	1	14	0	14

Jarwin's 2015 Game-by-Game Receiving Stats

Date	Opponent	No.	Yds.	TD	Long
Sept. 3	at Central Michigan	1	9	0	9
Sept. 12	Central Arkansas	0	0	0	0
Sept. 19	UTSA	0	0	0	0
Sept. 26	at Texas	3	41	0	23
Oct. 3	Kansas State	0	0	0	0
Oct. 10	at West Virginia	3	37	1	17
Oct. 24	Kansas	2	44	0	25
Oct. 31	at Texas Tech	1	19	1	19
Nov. 7	TCU	1	18	0	18
Nov. 14	at Iowa State	3	22	0	12
Nov. 21	Baylor		DNP		
Nov. 28	Oklahoma		DNP		
Jan. 1	vs. Ole Miss	3	10	0	9

Jarwin's Career Receiving Stats

Year	G	Rec.	Yds.	Avg.	TD	Long	Avg./G
2013	0	0	0	0	0	0	0
2014	13	5	107	21.4	1	47	8.2
2015	11	17	200	11.8	2	25	18.2
Career	24	22	307	14.0	3	47	12.8



73 TEVEN JENKINS

OFFENSIVE LINEMAN | 6-6 | 290 | FRESHMAN
TOPEKA, KAN./TOPEKA

Pronounced like Tevin

Ranked as a three-star prospect by several major recruiting services ... *Scout.com* listed him as the No. 1 offensive tackle in Kansas, while *ESPN* listed him as the No. 4 overall prospect in the state ... Chose Oklahoma State over reported offers from Nebraska, Missouri, Kansas State and Louisville, among others.

High School: Played for coach Walt Alexander at Topeka ... A tall lineman with good hands and athleticism ... A two-time honoree on Kansas all-state, all-league and all-city teams ... Recognized on the academic honor role all four years of his high school career ... Also played basketball and baseball.

Personal: Teven Bradlee Jenkins was born March 3, 1998, in Topeka, Kan. ... Son of Brad Jenkins ... Undeclared major.



22 CLAYTON JOHNSON

CORNERBACK | 5-11 | 170 | R-FRESHMAN
FLOWER MOUND, TEXAS/FLOWER MOUND

A walk-on who has contributed on the scout team.

2015: Redshirt

High School: Coached by Dane Johnson at Flower Mound High School ... Named a second team all-district player as a receiver and a defensive back ... One of his team's captains ... Tallied 95 tackles, four interceptions and a pair of forced fumbles.

Personal: Clayton Johnson was born July 13, 1997, in Las Vegas, Nev. ... Son of Cheryl and Chris Winchester ... Father, Clayton Johnson, played basketball at UNLV and mother, Cheryl, was part of the UNLV cheer squad ... Uncle, Brent Browner, played football at Northern Iowa ... Sports media major.



35 JAKEEM JOHNSON

RUNNING BACK | 5-9 | 190 | R-JUNIOR
HASKELL, OKLA./COWETA/NEO A&M JC

A walk-on who has contributed on the scout team.

2015: Redshirt who played a role on OSU's scout team.

Junior College: Played for Northeastern Oklahoma A&M College.

High School: Played offense, defense and specials teams for coach Bubba Burcham at Coweta High School ... Also a second basemen and outfielder on the baseball team and a guard on the basketball team.

Personal: Jakeem Juwon Johnson was born May 25, 1995, in Muskogee, Okla. ... Son of Valerie Draper and Trent Johnson ... Brother, Tyler Johnson, played defensive end at Oklahoma State ... Cousin, LeShon Johnson, played for the Packers, Cardinals and Giants ... Majoring in university studies/education.



OKLAHOMA STATE
COWBOYS



24 MALIK KEARSE

CORNERBACK | 6-0 | 160 | JUNIOR
MIAMI, FLA./MONSIGNOR PACE/FORT SCOTT CC

Pronounced muh-LEEK curse

Ranked as a three-star prospect by *Scout.com* and *247sports.com* ... Earned a reputation as a strong performer in press coverage ... An early enrollee at Oklahoma State who participated in spring practice.

Junior College: Played for coach Curtis Horton at Fort Scott CC ... Played cornerback in all 10 games both as a freshman and as a sophomore ... Totaled 66 tackles, three tackles for loss, 15 pass breakups and two interceptions in two years at Fort Scott ... As a sophomore, recorded 29 tackles, one tackle for loss and ranked second on the team in pass breakups with seven ... As a freshman, he tallied 37 tackles, two tackles for loss, two interceptions and a team-best eight breakups ... An honorable mention at cornerback on the 2014 KJCCC All-Conference team.

High School: Played for coach Mario Smith at Monsignor Edward Pace High School ... Totaled six interceptions and 30 pass breakups in high school despite missing part of his career due to injury ... Impressed with his speed and toughness ... Also competed in track and field.

Personal: Malik Jordan Kearse was born June 12, 1996, in Aventura, Fla. ... Son of Henry Kearse and Malika Jones ... Undeclared major.



OKLAHOMA STATE
COWBOYS



79 MATT KEGEL

OFFENSIVE LINEMAN | 6-5 | 295 | FRESHMAN
CHASKA, MINN./CHASKA

Pronounced KAY-gull

Ranked as a three-star prospect by most major recruiting services ... The No. 2 offensive guard prospect in the state of Minnesota according to *Scout.com* and the No. 11 overall prospect in the state by *Rivals.com* ... Chose Oklahoma State over reported offers from Minnesota, Iowa State and Pittsburgh.



PLAYER BIOS

High School: Played for coach Bryan Dahl at Chaska ... A key figure on the offense who helped lead his team to an 8-3 finish as a senior ... Named all-state, all-conference and all-district as a senior ... Also competed in track and field and lacrosse during his high school career.

Personal: Matthew Kegel was born Feb. 20, 1998, in Hilversum, Netherlands ... Son of Chris and Leslie Kegel ... His grandfather, Arthur Kegel played football and wrestled at Alabama ... Undeclared major.



OKLAHOMA STATE
COWBOYS



75 MARCUS KEYES
OFFENSIVE LINE | 6-3 | 300 | R-FRESHMAN
PORT ALLEN, LA./PORT ALLEN

Competed as a tackle on the scout team while redshirting as a true freshman.

2015: Redshirt.

High School: Played for coach Guy Blanchard ... Played on both the offensive and defensive lines ... Originally committed to Louisiana, but made a late switch to Oklahoma State ... Also offered by Missouri, Houston and Louisiana Tech.

Personal: Marcus Keyes was born June 30, 1996 ... Son of Denise Smith ... His father, Tyrone Keyes, played on the defensive line for the Chicago Bears ... Undeclared major.



OKLAHOMA STATE
COWBOYS



9 JOHN KOLAR
QUARTERBACK | 6-4 | 200 | R-FRESHMAN
NORMAN, OKLA./NORMAN NORTH

Pronounced KOE-larr

Enrolled early for the spring semester of 2015 and showed promise on the scout team during the fall.

2015: Redshirt.

High School: Played for coach Wade Standley at Norman North ... As a senior, was 127-of-244 passing for 2,292 yards with 24 touchdowns ... Also had 95 carries for 524 yards and five touchdowns ... Played in the Semper Fidelis U.S. Marine Corps All-American Game ... A four-star prospect by *Rivals.com*, *ESPN* and *247Sports* ... Ranked as the No. 1 prospect in Oklahoma and No. 3 pocket passer in

the nation by *ESPN* ... A regional Elite 11 quarterback participant ... Named team MVP and outstanding academic athlete at Norman North and outstanding academic athlete for the city of Norman ... Named first team all-district and first team all-conference ... Honorable mention all-state by *The Oklahoman* ... *Vype* Oklahoma Mr. Football semi-finalist ... As a junior, threw for 1,675 yards and 15 touchdowns on 109-of-168 passing ... Had 56 carries for 287 yards and three touchdowns, as well as 11 receptions for 136 yards ... Also played basketball and baseball and was active with FCA ... An early commitment who accepted his first offer from Oklahoma State.

Personal: John Joseph Kolar was born Dec. 30, 1996, in Norman ... Son of Maria and Randall Kolar ... Mother, Maria, played volleyball at Notre Dame ... Management information systems major.



OKLAHOMA STATE
COWBOYS



15 CHRIS LACY
RECEIVER | 6-3 | 205 | JUNIOR
DESOTO, TEXAS/DESOTO

2015 First Team Academic All-Big 12

Career Highs

Receptions	4 vs. Kansas, 2015
Receiving Yards	76 vs. Kansas, 2015
Receiving Touchdowns	2 vs. Kansas, 2015
Long Reception	38 vs. Kansas, 2015

A smart receiver with good size and quickness who has seen some notable action each of the last two seasons.

2015 (Sophomore): Played in every game and started against Kansas ... Caught eight passes for 120 yards and two touchdowns ... Caught his first and second career touchdowns in his first start against Kansas ... Had 76 receiving yards in that game for his highest output of the season.

2014 (Freshman): Played in every game except the regular season finale at Oklahoma ... Caught one pass for five yards in his first college game against Florida State ... Had one reception in three straight games, including a 19-yard catch against UTSA, a 23-yard catch against Texas Tech and a catch against Iowa State ... Credited with two tackles on kickoffs against UTSA.

High School: Coached by Claude Mathis ... Finished his senior year at DeSoto with 60 catches for 1,206 yards and 16 touchdowns, leading DeSoto to a 14-1 record and a semifinal appearance in the state playoffs ... Named DeSoto offensive team MVP as a senior ... Tallied 29 catches for 339 yards and three scores as a junior ... *Associated Press* Sports Editors honorable mention all-state Team, first team all-District, *Texas Football Magazine* top 300 Texas recruits and top 30 wide receivers as a senior ... Also ran track ... Graduated third in his class and received

the SOAR Award each year of his high school career for recording at least a 95 average in all classes ... Member of the Math Honor Society and National Honor Society ... Held offers from Arizona State, Missouri, Nebraska, Iowa and Northwestern, among others.

Personal: Chris Lacy was born Jan. 28, 1996, in Fort Worth, Texas ... Son of Chris and Karen Lacy ... Majoring in industrial engineering and management.

Lacy's 2014 Game-by-Game Receiving Stats

Date	Opponent	No.	Yds.	TD	Long
Aug. 30	vs. Florida State	1	5	0	5
Sept. 6	Missouri State	0	0	0	0
Sept. 13	UTSA	1	19	0	19
Sept. 25	Texas Tech	1	23	0	23
Oct. 4	Iowa State	1	0	0	0
Oct. 11	at Kansas	0	0	0	0
Oct. 18	at TCU	0	0	0	0
Oct. 25	West Virginia	0	0	0	0
Nov. 1	at Kansas State	0	0	0	0
Nov. 15	Texas	0	0	0	0
Nov. 22	at Baylor	0	0	0	0
Dec. 6	at Oklahoma	0	0	0	0
Jan. 2	vs. Washington	0	0	0	0

Lacy's 2015 Game-by-Game Receiving Stats

Date	Opponent	No.	Yds.	TD	Long
Sept. 3	at Central Michigan	1	7	0	7
Sept. 12	Central Arkansas	0	0	0	0
Sept. 19	UTSA	0	0	0	0
Sept. 26	at Texas	0	0	0	0
Oct. 3	Kansas State	1	15	0	15
Oct. 10	at West Virginia	0	0	0	0
Oct. 24	Kansas	4	76	2	38
Oct. 31	at Texas Tech	2	22	0	11
Nov. 7	TCU	0	0	0	0
Nov. 14	at Iowa State	0	0	0	0
Nov. 21	Baylor	0	0	0	0
Nov. 28	Oklahoma	0	0	0	0
Jan. 1	vs. Ole Miss	0	0	0	0

Lacy's Career Receiving Stats

Year	G	Rec.	Yds.	Avg.	TD	Long	Avg./G
2014	12	4	47	11.8	0	23	3.9
2015	13	8	120	15.0	2	38	9.2
Career	25	12	167	13.9	2	38	6.7



OKLAHOMA STATE
COWBOYS



6 ASHTON LAMPKIN
CORNERBACK | 6-0 | 190 | R-SENIOR
FORT WORTH, TEXAS/DUNBAR

2013 First Team Academic All-Big 12

Career Highs

Tackles	6, at West Virginia, 2015
Interceptions	1, 3x, last vs. Ole Miss, 2015
Pass Break Ups	2, at West Virginia, 2015

The most experienced cornerback on the roster ... OSU's special teams MVP in 2013 who played through nagging injuries in 2015.



PLAYER BIOS

2015 (Junior): Battled through injuries, but still played in 12 games and started eight ... Totaled 31 tackles with 25 solo stops ... Ranked third on the team with five pass breakups ... Defended the last pass of the game to seal OSU's overtime win at West Virginia ... Also recorded a tackle for loss at West Virginia ... Had at least one tackle in every game he played, with a career-high of six at West Virginia ... Earned a start in the Sugar Bowl and intercepted a pass from Ole Miss quarterback Chad Kelly on the opening possession of the game and returned it 28 yards.

2014 (Redshirt): Started the first four games of the season before suffering an injury against Texas Tech that kept him out the rest of the season ... Highlight of the year came on a 50-yard pick-six to close the game against UTSA ... Also intercepted reigning Heisman Trophy-winner Jameis Winston in the season opener against Florida State ... Totaled four tackles - two against FSU and two against UTSA ... Had three pass breakups.

2013 (Sophomore): Played in every game as a sophomore ... Tallied 24 tackles with 19 solo tackles ... Credited with a pass breakup as well ... Had a season-high four tackles against UTSA and Kansas State ... Made three stops against Texas and Baylor ... Credited with at least one tackle in nine games.

2012 (Freshman): Saw action in every game ... Became the first Cowboy with an interception in 2012 when he picked off a pass in the season opener against Savannah State ... Had three tackles against Savannah State, TCU and Texas Tech ... Had a season-best four tackles at Baylor in the regular-season finale and had a solo tackle in the bowl win over Purdue.

High School: A member of the *Texas Football Magazine* super team ... A top 15 DB prospect by that publication ... Rated by *Rivals* as the No. 69 prospect in Texas and No. 36 in the country at his position ... *Scout* ranked him No. 58 among America's defensive backs ... Had 76 tackles as a senior with four interceptions and on offense he caught 20 passes for 450 yards with four touchdowns ... Recorded six picks as a junior ... Had a big offer sheet with Arizona, Arizona State, Kansas State, Missouri, Texas A&M, Texas Tech and Utah all in contention.

Personal: Born Jan. 10, 1994, in Oklahoma City ... Son of Stacey Lampkin and Anthony Crooks ... University studies/business administration major.

Lampkin's Career Stats

Year	GP	UT-AT-TT	TFL	Sacks	INT	PBU	QBH	FF	FR	BK
2012	13	18-0-18	0	0	1	0	0	0	0	0
2013	13	19-5-24	0	0	0	1	0	0	0	0
2014	4	3-1-4	0	0	2	3	0	0	0	0
2015	12	25-6-31	1.0	0	1	5	0	0	0	0
Career	42	64-12-76	1.0	0	4	9	0	0	0	0



OKLAHOMA STATE
COWBOYS



95 VILI LEVENI

DEFENSIVE TACKLE | 6-4 | 290 | R-JUNIOR
HURST, TEXAS/L.D. BELL

Pronounced VILL-ee luh-VEN-ee

Career Highs

Tackles	4 at Oklahoma, 2014
Tackles For Loss	1.5 vs. Washington, 2014
Sacks	1.0 vs. West Virginia, 2014

Expected starter at defensive tackle missed the 2015 season due to an injury sustained in summer conditioning ... Played in every game as a redshirt freshman in 2014 and was a regular part of the defensive line rotation.

2015 (Sophomore): Missed the season due to injury.

2014 (Freshman): Played in every game as part of the rotation at defensive tackle ... Credited with 16 tackles on the year including 11 solo stops ... Made at least one tackle in nine games and set a career best with four stops in the regular season Bedlam finale ... Credited with two tackles and 1.5 tackles for loss in the Cactus Bowl win over Washington ... Had one sack for a 10 yard loss against West Virginia ... Also had a tackle for loss against UTSA and Kansas State.

2013: Redshirt.

High School: Coached by Mark Smith ... Logged 41 tackles (11 for loss) and three sacks as a senior ... Had 38 tackles (six for loss) and two sacks as a junior ... A three-star prospect by *ESPN.com*, *Rivals.com* and *Scout.com* ... Ranked as the nation's No. 68 defensive end by *Scout.com* ... A member of the *Fort Worth Star-Telegram* super team ... A top-100 Dallas-area recruit by the *Dallas Morning News* ... Two-time first-team all-district honoree ... Carried scholarship offers from Utah, Boise State, Mississippi State, Houston and Navy, among others.

Personal: Vili Leveni was born June 3, 1995 ... Son of Melesete Leveni ... One of eight children, he has five sisters and two brothers ... Management and marketing major.

Leveni's Career Stats

Year	GP	UT-AT-TT	TFL	Sacks	INT	PBU	QBH	FF	FR	BK
2014	13	11-5-16	4.5	1.0	0	0	1	0	0	0
2015	0	0-0-0	0	0	0	0	0	0	0	0
Career	13	11-5-16	4.5	1.0	0	0	1	0	0	0



OKLAHOMA STATE
COWBOYS



71 BRAD LUNDBLADE

OFFENSIVE LINEMAN | 6-3 | 300 | JUNIOR
ARGYLE, TEXAS/LIBERTY CHRISTIAN

2015 CoSIDA Academic All-District First Team
2015 First Team Academic All-Big 12

Intelligent one-time walk-on who was put on scholarship prior to the opening of 2015 fall camp and enters 2016 having started 13 straight games.

2015 (Sophomore): First team Academic All-Big 12 honoree and first-team selection to the CoSIDA Academic All-District squad ... Started every game ... Snapped without incident throughout the season.

2014 (Freshman): Walked on to the Cowboy football team as a late addition ... Played significant reps in the last seven games of the season and earned a start at Baylor.

High School: Coached by Greg Price at Liberty Christian School ... A first-team all-state selection as a senior and a junior ... Also competed in track and field, winning the state championship in the discus throw three times and twice in the shot put ... Graduated high school with a 3.9 GPA ... Regularly volunteered in the youth service at his church.

Personal: Bradford Ryan Lundblade was born Sept. 21, 1995, in Nashville, Tenn. ... Son of Kirk and Diane Lundblade ... His father, Kirk, played basketball for SMU ... Marketing major.



OKLAHOMA STATE
COWBOYS



50 JOSH MABIN

LINEBACKER | 6-1 | 240 | R-SOPHOMORE
HOUSTON, TEXAS/KLEIN OAK

Pronounced MAY-bin

Career Highs

Tackles	2 vs. UTSA, 2015
Tackles For Loss	No career tackles for loss
Sacks	No career sacks

A developing linebacker prospect who served as the second-team middle linebacker for most of the 2015 season.



PLAYER BIOS

2015 (Freshman): Played in five games and recorded four tackles - two against UTSA, one in the Sugar Bowl against Ole Miss and one at West Virginia.

2014: Redshirt

High School: Coached by David Smith at Klein Oak High School ... *Waco Tribune* Top 100 Texas recruit ... *Texas Football Magazine* Top 300 Texas recruit and top 30 linebacker ... *Texas High School Football* all-elite team Class 5A Region II ... An all-district selection ... Four-star recruit by *ESPN.com* ... Ranked as the No. 21 outside linebacker in the nation by *Scout* ... Also received offers from Oklahoma, Baylor, Mississippi State, Boise State and Iowa, among others.

Personal: Joshua Alan Mabin was born Oct. 18, 1995, in Houston ... Son of Clayton and Tammy Mabin ... Active member of FCA ... Majoring in industrial engineering and management.

Mabin's Career Stats

Year	GP	UT-AT-TT	TFL	Sacks	INT	PBU	QBH	FF	FR	BK
2015	5	2-2-4	0	0	0	0	0	0	0	0
Career	5	2-2-4	0	0	0	0	0	0	0	0



OKLAHOMA STATE COWBOYS
OSU

90 MOTEKIAI MAILE
DEFENSIVE TACKLE | 6-3 | 315 | SENIOR
EULESS, TEXAS/PITTSBURG HS/TYLER J.C.

Pronounced moe-TAY-key-I my-LAY

Career Highs

Tackles	4, twice, last at Iowa State, 2015
Sacks	No career sacks
TFL	1.0, twice, last vs. Ole Miss, 2015

Junior college transfer who started every game in 2015.

2015 (Junior): Started every game and finished with 21 total tackles and 12 solo stops ... Logged tackles for loss against Baylor and against Ole Miss in the Sugar Bowl ... Blocked a PAT attempt against Oklahoma ... His 21 tackles ranked second among OSU's interior linemen.

Junior College: Played for coach Danny Palmer at Tyler J.C. ... Led Tyler as a sophomore with 10 tackles for loss and was fourth on the squad with 54 tackles ... Also credited with three sacks and two pass break ups ... 2014 first team All-Southwest Junior College Football Conference ... In 2013, he accounted for 30 tackles, 5.5 tackles for loss, 4.5 sacks, and one forced fumble ... Chose Oklahoma State over several other offers, including TCU, Mississippi State, Arizona State, North Texas and SMU.

High School: Started his high school career at Trinity HS in Euless, Texas before transferring to Pittsburg HS in Pittsburg, Calif., for his junior and senior seasons ...

Played both defensive line and tight end in high school ... Honorable mention all-metro team by the *San Francisco Chronicle* as a defensive lineman and selected to the All-Bay Valley Athletic League first team as a tight end ... Holiday Classic Bay Area all-star team selection ... East Bay Area top 25 player ... Named to the All-Bay Valley Athletic League second team as a defensive lineman during his junior year ... Member of the Polynesian Club ... Also played rugby.

Personal: Motekiai Maile was born Feb. 7, 1994, in Hihifo, Tonga ... Son of Hauola and Siouli Maile ... Majoring in university studies/arts and sciences.

Maile's Career Stats

Year	GP	UT-AT-TT	TFL	Sacks	INT	PBU	QBH	FF	FR	BK
2015	13	12-9-21	2.0	0.0	0	0	1	0	0	1
Career	13	12-9-21	2.0	0.0	0	0	1	0	0	1



OKLAHOMA STATE COWBOYS



1 JALEN MCCLESKEY
RECEIVER | 5-10 | 170 | SOPHOMORE
COVINGTON, LA./ST. PAUL'S

2015 Team Outstanding Offensive Newcomer

Career/Season Highs

Receptions	5 at Texas Tech, 2015
Receiving Yards	58 vs. UTSA, 2015
Long Reception	56 vs. Central Arkansas, 2015
Long Punt Return	67 (TD) at Texas Tech, 2015

Assumed the role as Oklahoma State's primary punt returner as a true freshman and was also a regular at wide receiver ... One of the fastest players on the roster who is a candidate to climb into the starting lineup for the first time in 2016.

2015 (Freshman): OSU coaches honored him with the Russell Okung Award for the team's outstanding newcomer ... One of four true freshmen to see the field for the Cowboys ... Played in every game ... Ranked fourth on the team with 29 catches ... Totaled 253 receiving yards and made three touchdown catches ... Made at least one catch in every game but one, with a season-high five catches at Texas Tech ... His highest receiving output this year was 58 yards against UTSA ... Hauled in a season-long 56-yard catch vs. Central Arkansas ... Caught his first career touchdown reception against Kansas State and added two more against Baylor ... Handled OSU's punt return duties with 22 returns for 111 yards, including a season-best 67-yard return for a touchdown at Texas Tech ... Named OSU's special teams player of the game for his performance at Texas Tech.

High School: Played for coach Ken Sears at St. Paul's ... Caught 95 passes for 1,446 yards and 17 touchdowns as a senior ... Totaled 41 receptions for 657 yards and 10 touchdowns as a junior ... Listed on the academic honor

roll ... Received all-district honors as a junior and senior ... Named St. Paul's athlete of the year his sophomore year ... Also excelled on the track and field team, earning all-district honors in the triple jump ... Recruited by Air Force, South Florida, Southeastern Louisiana, Southern Miss and Tulane, among others.

Personal: Jalen McCleskey was born Aug. 6, 1997, in New Orleans, La. ... Son of Tommy and Susan McCleskey ... Father, Tommy, played college football at Tennessee and the for the Saints and the Cardinals in the NFL ... Sports media major.

McCleskey's 2015 Game-by-Game Receiving Stats

Date	Opponent	No.	Yds.	TD	Long
Sept. 3	at Central Michigan	1	-1	0	0
Sept. 12	Central Arkansas	1	56	0	56
Sept. 19	UTSA	3	58	0	19
Sept. 26	at Texas	0	0	0	0
Oct. 3	Kansas State	3	12	1	4
Oct. 10	at West Virginia	1	6	0	6
Oct. 24	Kansas	1	20	0	20
Oct. 31	at Texas Tech	5	9	0	4
Nov. 7	TCU	4	30	0	18
Nov. 14	at Iowa State	1	22	0	22
Nov. 21	Baylor	3	16	2	9
Nov. 28	Oklahoma	3	1	0	3
Jan. 1	vs Ole Miss	3	24	0	20

McCleskey's Career Receiving Stats

Year	G	Rec.	Yds.	Avg.	TD	Long	Avg./G
2015	13	29	253	8.7	3	56	19.5
Career	13	29	253	8.7	3	56	19.5

McCleskey's Career Special Teams Stats

Year	GP	KR	Yds	Avg	TD	Long	PR	Yds	Avg	TD	Long
2015	13	1	20	20.0	0	20	22	111	5.0	1	67
Career	13	1	20	20.0	0	20	22	111	5.0	1	67



OKLAHOMA STATE COWBOYS



25 COLE MCKNIGHT
RECEIVER | 5-11 | 185 | R-JUNIOR
CUSHING, OKLA./CUSHING

2015 (Sophomore): Played late against Kansas ... Did not record any stats.

2014 (Freshman): Competed on the scout team.

High School: Attended Cushing HS in Cushing, Okla., where he was coached by Barrett Shupe ... Class 3A all-district wide receiver and member of the *Stillwater NewsPress* all-area team ... Also played basketball and soccer, earning all-district honors in 2009, 2010 and 2011 and honorable mention all-state in 2012 ... Member of the superintendent's honor roll, the principal's honor roll and the National Honor Society ... Recipient of the OSU Academic Excellence Scholarship ... Participated in the Fellowship of Christian Athletes and Family Career and Community Leaders of America.



PLAYER BIOS

Personal: Cole McKnight was born March 5, 1995, in Tulsa ... Son of Steve and Kim McKnight ... Is a black belt in mixed martial arts ... His grandfather, Jerry Holderread, played football at Oklahoma State and his cousin, Isaac McKnight, swam at Missouri State ... Nutritional sciences major, with an option in allied health.



OKLAHOMA STATE
COWBOYS



42 KEEGAN METCALF
FULLBACK | 5-10 | 230 | R-SENIOR
ELK CITY, OKLA./ELK CITY/OKLAHOMA BAPTIST

Walk-on who has been a contributor on special teams.

2015 (Junior): Played in eight games, but did not record any statistics.

2014 (Sophomore): Did not see any game action.

At Oklahoma Baptist: Played for Chris Jensen ... Was part of a group of players who helped launch the football program at Oklahoma Baptist University in Shawnee ... Defensive team captain who played linebacker ... Also competed in track and field.

High School: Attended Elk City HS in Elk City, Okla., where he was coached by Jason Scheck ... Team MVP and all-purpose player of the year ... Also competed in track and field, wrestling and soccer ... Participated with the Fellowship of Christian Athletes and the Rotary Club.

Personal: Keegan Brown Metcalf was born on March 22, 1993, in Oklahoma City ... Son of Kent and Dee Metcalf ... Three of his uncles, Jim, Dan and Joe Metcalf, were All-America runners for Oklahoma State and another one of his uncles, Leon Heath, was an All-America football player at Oklahoma ... University studies/education major.



OKLAHOMA STATE
COWBOYS



36 DERRICK MONCRIEF
SAFETY | 6-2 | 220 | R-SENIOR
PRATTVILLE, ALA./PRATTVILLE/
MISS. GULF COAST CC/AUBURN

Career Highs

Tackles	6, twice, last vs. Wisconsin, 2014
Interceptions	No career interceptions
Pass Break Ups	1 vs. Wisconsin, 2014

Physical safety who can cover ground and get to the ball ... A realistic candidate to earn significant playing time.

2015 (Senior year at Oklahoma State): Redshirt.

2014 (Junior year at Auburn): Enrolled at Auburn in January of 2014 ... Played in all 13 games, with one start ... Solo tackle against Arkansas ... Two assists at Kansas State ... Solo stop vs. Louisiana Tech ... Three tackles vs. LSU ... Three tackles vs. South Carolina ... Forced a fumble and recorded six tackles in his lone start vs. Ole Miss ... Two tackles vs. Texas A&M ... Six tackles vs. Wisconsin in the Outback Bowl

Junior College: Attended Mississippi Gulf Coast CC, where he was coached by Steve Campbell and Chad Huff ... Earned junior college All-America honors by *PrepStar* ... Ranked as the No. 1 JUCO safety and No. 11 overall JUCO prospect in the country by *247sports* ... *Rivals* tabbed him as the nation's No. 16 JUCO prospect, regardless of position ... 66 tackles, 3 interceptions over two seasons.

High School: Played at Prattville HS in Prattville, Ala., where he was coached by Jamey DuBose ... 77 tackles and 4 interceptions as a senior ... ASWA Super 12, second team all-state ... Also a basketball letterman.

Personal: Derrick Moncrief was born June 25 ... son of Erica Taylor and Derrick Moncrief ... Has six siblings: Dekendrick, Quay, Kadeja, Alex, Shanna and Jaela ... University studies/education major.

Moncrief's Career Stats

Year	GP	UT-AT-TT	TFL	Sacks	INT	PBU	QBH	FF	FR	BK
2014	13	14-13-27	0.0	0.0	0	1	0	1	0	0
2015	0	0-0-0	0.0	0.0	0	0	0	0	0	0
Career	13	14-13-27	0.0	0.0	0	1	0	1	0	0



OKLAHOMA STATE
COWBOYS



5 JEREL MORROW
SAFETY | 5-10 | 200 | R-JUNIOR
EMPORIA, KAN./EMPORIA

Pronounced juh-RELL

2014 Second-Team Academic All-Big 12
2015 Second Team Academic All-Big 12
2015 OSU Outstanding Special Teams Player

Career Highs

Tackles	4, twice, last vs. UTSA, 2015
TFL	1.0 vs. UTSA, 2014
Pass Break Ups	1, four times, last vs. Washington, 2015

Two-sport athlete at Oklahoma State who has doubled as a long jumper on the Cowboys' track and field team ... Has played in every game over past two years.

2015 (Sophomore): OSU coaches named him the team's outstanding special teams player for the year after he logged a team-high number of snaps on special teams ... Second team Academic All-Big 12 honoree ... Played in every game and finished with 14 total tackles, including 12 solo stops ... Had a season-high four tackles against UTSA.

2014 (Freshman): Saw action in every game and started once against Kansas State ... Credited with 13 tackles on the year and one sack against UTSA ... Also had a season high of four tackles against UTSA and at least one tackle in eight games.

2013: Redshirt.

High School: Coached by Bill Lowe ... Ranked as the No. 1 player in the state of Kansas by *ESPN.com* and *Rivals.com* ... Played in the Offense-Defense All-America Bowl ... Hauled in 38 receptions for 726 yards and five touchdowns as a senior ... Earned first-team all-state accolades as both a wide receiver and as a defensive back by different outlets ... *Rivals.com* tabbed him as the nation's No. 17 player under the "athlete" category ... Had scholarship offers from Nebraska, Missouri, Kansas State and Kansas among numerous others.

Personal: Jerel Morrow was born Sept. 22, 1994 ... Son of Tammy and Leon Morrow ... Marketing major.

Morrow's Career Stats

Year	GP	UT-AT-TT	TFL	Sacks	INT	PBU	QBH	FF	FR	BK
2014	13	12-1-13	1.0	1.0	0	0	0	0	0	0
2015	13	12-2-14	0.0	0.0	0	0	0	0	0	0
Career	26	24-3-27	1.0	1.0	0	0	0	0	0	0



OKLAHOMA STATE
COWBOYS



78 MATTHEW MUCHA
OFFENSIVE LINE | 6-5 | 300 | R-SOPHOMORE
SEABROOK, TEXAS/CLEAR LAKE

Pronounced MOO-ha

Developing prospect who has a good frame for an offensive tackle ... Saw his first game action in 2015, primarily in late-game situations.

2015 (Freshman): Played late in OSU's wins over Central Arkansas, UTSA and Kansas.

2014: Redshirt.

High School: Coached by Sam Smith Jr. at Clear Lake ... Two-time all-district ... *Waco Tribune* top 100 Texas recruit ... *Texas High School Football* all-elite team Class 5A Region III ... Also competed in track ... Three-star prospect by *Rivals.com* and the No. 99 prospect in the state of Texas ... A three-star prospect on *Scout.com* ... Held offers from Texas Tech, Arkansas State, Memphis and UCF.



PLAYER BIOS

Personal: Matthew Mucha was born March 4, 1996, in Houston ... Son of John and Adrienne Mucha ... Management major.



OKLAHOMA STATE
COWBOYS




92 CAMERON MURRAY
DEFENSIVE TACKLE | 6-2 | 280 | FRESHMAN
BRYANT, ARK./BRYANT


Ranked as a three-star prospect by most recruiting services ... *247sports.com* lists him as the No. 56 defensive tackle prospect in the nation ... Chose Oklahoma State over reported offers from Arizona, Kansas and Louisiana Tech, among others.

High School: Played for coach Paul Calley at Bryant ... Helped lead his team to a 9-3 record as a senior ... Was a dominant force on the defense for three seasons ... Named the 7A/6A-Central Conference co-defensive player of the year, as well as an all-state selection as a senior ... Recorded 10 tackles for loss and 51 tackles as a senior.

Personal: Cameron Murray was born Nov. 6, 1997 ... Son of Gerald and Andrette Murray ... Undeclared major.



OKLAHOMA STATE
COWBOYS



82 COLE NEPH
COWBOY BACK | 6-3 | 230 | R-SOPHOMORE
OWASSO, OKLA./OWASSO

2015 First Team Academic All-Big 12

Career Highs

Receptions	1 vs. Kansas, 2015
Receiving Yards	5 vs. Kansas, 2015
Long Reception	5 vs. Kansas, 2015

Came to Oklahoma State as a walk-on in 2014 and showed he can play ... Played special teams and some on offense in 2015 ... Was effective as a scout team wide receiver and quarterback in 2014.

2015 (Freshman): First-team Academic All-Big 12 honoree ... Played in six games, mostly on special teams ... Made his first career catch on a 5-yard reception vs. Kansas.

2014: Redshirt

High School: Attended Owasso HS in Owasso, Okla., where he was coached by Bill Patterson ... First-team all-district performer who earned all-state honorable mention ... Served as team captain ... Made 140 catches for 2,100 yards and 22 touchdowns during his prep career ... Also played basketball and competed in track and field ... Board member of the National Honor Society and a distinguished graduate ... Board member for the psychology club ... Co-president of the Fellowship of Christian Athletes ... Member of First Christian Church.

Personal: John Cole Neph was born Jan. 28, 1995, in Tulsa ... Son of Bruce and Kathy Neph ... Father competed in football and wrestling at Oklahoma State ... Mother played basketball at Southwestern Oklahoma State ... Mechanical engineering major.

Neph's Career Receiving Stats

Year	G	Rec.	Yds.	Avg.	TD	Long	Avg./G
2015	6	1	5	5.0	0	5	0.8
Career	6	1	5	5.0	0	5	0.8



OKLAHOMA STATE
COWBOYS



87 GRANT NEWELL
WIDE RECEIVER | 5-11 | 190 | R-SENIOR
EULESS, TEXAS/COLLEYVILLE HERITAGE/
FOOTHILL COLLEGE

A walk-on who has contributed on the scout team.

2015 (Junior): Played on OSU's scout team.

2014: Redshirt

Junior College: Played for coach Kelly Edwards at Foothill College ... Made 34 receptions for 526 yards and three touchdowns.

High School: Coached by Mike Fuller at Colleyville Heritage ... Caught 78 passes for 1,034 yards and 10 touchdowns ... A two-time all-district selection ... Also played basketball and ran track ... Part of Junior Thespians and FCA.

Personal: Grant Newell was born Oct. 18, 1993 in Irving, Texas ... Son of Frank and Laura Newell ... University studies/education major.



OKLAHOMA STATE
COWBOYS



33 MATTHEW NEWSOME
SAFETY | 6-0 | 195 | R-SOPHOMORE
SUGAR LAND, TEXAS/CLEMENTS

Competes as a member of the scout team.

2015 (Freshman): Played late against UTSA but did not record any statistics.

2014: Redshirt

High School: Attended Clements HS in Sugar Land, Texas, where he was coached by Keith Knowles ... Made 100 tackles and had five sacks ... Academic all-district honoree who earned academic excellence recognition from his freshman to his senior years ... Was the lead youth usher at his church and captain of his church's step team.

Personal: Matthew Abram Newsome was born July 27, 1996, in Houston ... Son of Mark and Shaon Newsome ... His mother played basketball at Texas-Pan American and his uncle, Van Malone, played with the NFL's Detroit Lions ... A distant relative of basketball hall-of-famer Clyde Drexler ... Accounting major.



OKLAHOMA STATE
COWBOYS



68 DEIONTE NOEL
OFFENSIVE LINE | 6-2 | 330 | R-SOPHOMORE
CIBOLO, TEXAS/STEELE

A developing offensive line prospect.

2015 (Freshman): Saw action in one game, playing late against Kansas.

2014: Redshirt.

High School: Attended Steele HS in Cibolo, Texas, where he was coached by Scott Lehnhoff and Mike Jinks ... Listed as the No. 56 offensive guard in the country and as a three-star recruit by *ESPN* ... Named to the all-district Team in 2012 and 2013 ... Also recruited by Houston, Rice, Boise State and Texas Tech.

Personal: Deionte Antonio Noel was born Jan. 13, 1996 ... Son of Leslie Noel ... Undeclared major.



PLAYER BIOS



11 AMEN OGBONGBEMIGA
LINEBACKER | 6-0 | 207 | FRESHMAN
CALGARY, ALBERTA, CANADA/NOTRE DAME HS

Pronounced AY-men AWG-bong-beh-MEE-guh

A three-star prospect by *Rivals.com*, *Scout.com* and *247sports.com* ... Spent his high school career playing Canadian football in Calgary, Alberta ... Ranked as the top prospect in Alberta by *247sports.com* and as the No. 62 outside linebacker in the *Rivals.com* national rankings ... Chose Oklahoma State over a reported offer from Nevada.

High School: Played for coach Dave Diluzio at Notre Dame HS ... Part of a 37-game win streak that nearly set a Canadian record ... As a senior, he recorded 110 total tackles, 15 tackles for loss, four sacks, five forced fumbles and three fumble recoveries ... Junior year stats included 104 tackles, 13 tackles for loss, four forced fumbles, two fumble recoveries and three sacks ... Named first team all-district and his team's MVP as a senior ... A three-time academic honor roll selection ... Also competed in track and field.

Personal: Amen Ogbongbemiga was born Sept. 4, 1998, in Lagos, Nigeria ... Moved to Houston, Texas in 2003 then moved to Calgary in 2011 ... Son of Ngozi and Ayo Ogbongbemiga ... His brother, Alex, played football player at Houston and is preparing for the CFL ... Accounting major.



93 JARRELL OWENS
DEFENSIVE END | 6-3 | 270 | R-SOPHOMORE
PALESTINE, TEXAS/PALESTINE

Pronounced juh-RELL

Career Highs

Tackles	3 vs. Oklahoma, 2015
TFL	1.0, 3 times, last vs. TCU, 2015
Sacks	1.0, 3 times, last vs. TCU, 2015

A promising defensive end prospect who has already made an impact in important situations ... Projects as a starter in 2016.

2015 (Freshman): A regular contributor in the defensive end rotation who played in every game ... Finished with 11 tackles and eight solo stops ... Added 3.0 sacks and 3.0

tackles for loss, two quarterback hurries, a pass breakup and a forced fumble ... His first career tackle was a third-down sack at a critical juncture in the fourth quarter of OSU's win over Texas in Austin ... Sacked Trevone Boykin for a 10-yard loss in OSU 49-29 win over No. 5 TCU ... Had another critical fourth-quarter sack that forced a fumble and turnover to seal OSU's win at TTU.

2014: Redshirt.

High School: Coached by Lance Angel ... Played primarily at running back, finishing his senior year with 81 carries for 678 yards and six touchdowns and 14 receptions for 232 yards and two touchdowns ... Also tallied 23 tackles, six tackles for loss and two forced fumbles ... Honorable mention all-East Texas, first team all-district and *Waco Tribune* top 50 Texas recruit as a senior ... Second team all-district as a junior ... Was a TCU commit before switching to OSU ... A four-star recruit on *Scout.com* and the No. 37 defensive end prospect in the nation ... Played basketball, averaging nine points and five rebounds per game ... Also offered by Texas Tech, Louisiana-Monroe and Texas State and recruited by Baylor, Iowa and Oklahoma.

Personal: Jarrell Owens was born Oct. 11, 1994 ... Son of Shelley Carter ... University studies/agricultural sciences and natural resources major.

Owens' Career Stats

Year	GP	UT-AT-TT	TFL	Sacks	INT	PBU	QBH	FF	FR	BK
2015	13	8-3-11	3.0	3.0	0	1	2	1	0	0
Career	13	8-3-11	3.0	3.0	0	1	2	1	0	0



89 AUSTIN PARKER
WIDE RECEIVER | 6-1 | 198 | R-SOPHOMORE
GRAPEVINE, TEXAS/GRAPEVINE
SOUTHEASTERN OKLAHOMA STATE

A walk-on who has contributed on the scout team.

2015: Redshirt

2014 (Freshman): Played for coach Bo Atterberry at Southeastern Oklahoma State University.

High School: Coached by Dave Henigan at Grapevine High School ... Named Team MVP as a junior and team offensive MVP as a senior ... Also ran track and played basketball.

Personal: Austin Parker was born Jan. 26, 1996, in Claremore, Okla. ... Son of Brent and Deanna Parker ... Father, Brent, played football at Oklahoma State ... Uncle, Brad Parker, played football at Colorado ... Marketing major.



Jarrell Owens



PLAYER BIOS



OKLAHOMA STATE
COWBOYS



51 BRANDON PERTILE
OFFENSIVE LINE | 6-4 | 315 | R-JUNIOR
CLEARWATER, FLA./COUNTRYSIDE/MESA CC

Pronounced PURR-tile

Junior college transfer who ran with the second team throughout 2015.

2015 (Sophomore): A backup lineman who played late against Central Arkansas and UTSA.

Junior College: Spent the 2014 season under coach Ryan Felker at Mesa Community College in Arizona, but was sidelined much of the year due to injury ... Still named his team's best offensive newcomer ... Played the previous year at Georgia State, where he started four games as a true freshman ... Had several other offers, including Florida, Texas Tech, Cincinnati, Louisville and Memphis.

High School: Played high school football for coach Jared Davis at Countryside HS in Clearwater, Fla. ... Contributed to an offensive line that paved the way for almost 200 rushing yards per game ... Selected to compete in the Pinellas County Senior All-Star Game and was honored as the game's most valuable offensive lineman ... Named first team all-conference and offensive line MVP in his county ... Also briefly competed in wrestling and baseball.

Personal: Brandon Daniel Pertile was born May 26, 1995, in Clearwater, Fla. ... Son of Rick and Debbie Pertile ... Active community service volunteer in the Pertile Family Foundation ... Cousin, Matt Marzahl, was a decathlete on the University of Illinois-Chicago track and field team ... Political science major.



OKLAHOMA STATE
COWBOYS



19 JUSTIN PHILLIPS
LINEBACKER | 6-0 | 235 | R-SOPHOMORE
PEARLAND, TEXAS/PEARLAND

Career Highs

Tackles	10 at Oklahoma, 2014
Sacks	No career sacks
TFL	No career tackles for loss

Strong linebacker prospect who saw meaningful game action as a true freshman in 2014, but missed 2015 to injury.

2015: Redshirt.

2014 (Freshman): Saw action in eight games as a true freshman ... Excelled on special teams from day one and finished the season as one of the team leaders with six tackles on kickoff returns despite missing five games to injury ... Saw significant action at the "star" linebacker position in OSU's Bedlam win over No. 18 Oklahoma in Norman, recording a season-high 10 tackles (seven solo) in that contest.

High School: Coached by Tony Heath ... Finished his senior year with 86 tackles, including 61 unassisted, 11 tackles for loss and two sacks ... Also snagged two interceptions, two fumbles recovered and a forced fumble ... Had a forced fumble and 88-yard return for a score in the Texas 5A state championship game ... As a senior, *Houston Chronicle* defensive player of the year, *Associated Press* Sports Editors honorable mention Class 5A all-state team, first team all-Greater Houston, defensive player of the year in district 22-5A, first team all-district, and *Texas High School Football* all-elite team Class 5A Region III ... First team selection on *Dave Campbell's Texas Football* 2013 All-Texas high school team ... Also participated in track and basketball ... Held scholarship offers from Baylor, Boise State and Iowa State, among others.

Personal: Justin Phillips was born Oct. 10, 1995, in Houston ... Son of Jeff and Donna Phillips ... Management major.

Phillips' Career Stats

Year	GP	UT-AT-TT	TFL	Sacks	INT	PBU	QBH	FF	FR	BK
2014	8	12-6-18	0.0	0.0	0	0	0	0	0	0
2015										
Career	8	12-6-18	0.0	0.0	0	0	0	0	0	0



OKLAHOMA STATE
COWBOYS



4 LENZY PIPKINS
CORNERBACK | 6-0 | 201 | R-SENIOR
MANSFIELD, TEXAS/MANSFIELD/
LOUISIANA MONROE

Career Highs

Tackles	8 vs. Tulane, 2013
Pass Breakups	2, twice, last at Alabama, 2015
Interceptions	1, twice, last at Appalachian State, 2014

Graduate transfer from Louisiana Monroe who has one year of eligibility remaining.

Prior to OSU: Attended Louisiana Monroe, where he played in 34 career games with 22 starts ... Amassed 104 career tackles, seven tackles for loss, two sacks, two

interceptions, seven pass breakups, a quarterback hurry and a forced fumble during his time with the Warhawks ... Notched a career-high eight tackles against Tulane in 2013 ... Broke up a pair of passes against both Baylor in 2013 and Alabama in 2015 ... Missed three games in 2014 to injury ... Graduated from ULM in 2016 with a degree in mass communications.

High School: Attended Mansfield HS in Mansfield, Texas, where he was coached by Jeff Hulme ... Did not play football until his senior year, when he recorded 52 tackles, seven pass breakups and an interception his senior year ... Earned the Tiger Heart Award as one of the best all-around students.

Personal: Lenzy Ramon Pipkins was born Nov. 7, 1993, in Arlington, Texas ... Son of Bernard and Barbara Pipkins ... His cousin, C.J. Wilson, played for the Carolina Panthers and the Dallas Cowboys ... Working on a master's in leisure studies.

Pipkins' Career Stats

Year	GP	UT-AT-TT	TFL	Sacks	INT	PBU	QBH	FF	FR	BK
2012										
2013	12	12-12-24	3.0	0.0	1	3	0	0	0	0
2014	9	24-8-32	3.0	1.0	1	2	0	0	0	0
2015	13	34-14-48	1.0	1.0	0	2	1	1	0	0
Career	34	70-34-104	7.0	2.0	2	7	1	1	0	0



OKLAHOMA STATE
COWBOYS



83 PHILIP REDWINE-BRYANT
WIDE RECEIVER | 6-2 | 215 | R-FRESHMAN
HARKER HEIGHTS, TEXAS/ACADEMY

A walk-on who has contributed on the scout team.

2015: Redshirt

High School: Attended Academy HS in Little River, Texas, where he was coached by Michael Nichols ... Three-year varsity performer who earned first-team all-district honors his senior year and was second-team all-district as a junior ... Had 44 catches for 836 yards and six touchdowns as a senior ... Also competed in basketball, baseball and track and field ... As a senior, he was the basketball team's defensive MVP ... Four-year varsity performer in baseball ... On the track, he was a regional qualifier in the 4x400 meter relay and the shot put ... Area finalist in the discus ... Recognized as a distinguished graduate.

Personal: Philip Terran Redwine-Bryant was born Aug. 12, 1997, in San Antonio, Texas ... Son of Trinity Early and Michael Redwine ... Majoring in psychology.



PLAYER BIOS



7 RAMON RICHARDS CORNERBACK | 5-11 | 185 | JUNIOR SAN ANTONIO, TEXAS/G.W. BRACKENRIDGE

Pronounced ruh-MOAN

Career Highs

Tackles	7 at Kansas State, 2014
Pass Break Ups	2 vs. Washington, 2015
Interceptions	1, five times, last at Texas Tech, 2015

A converted high school quarterback who started nine games at cornerback as a true freshman in 2014 and is a candidate to return to an everyday starter role in 2016.

2015 (Sophomore): Played in 12 games as a sophomore and started the season opener at Central Michigan, when Kevin Peterson was out due to injury ... Logged 15 tackles on the year with 14 solo stops ... Had two interceptions, two pass breakups and a forced fumble ... Cemented OSU's win over Texas Tech with 59-yard interception return for a TD in the final seconds ... That was the longest interception return of the season for an OSU player ... Recorded a tackle for loss at Texas Tech ... Logged a key pass breakup in the season opener, forced a fumble vs. UCA and recorded an interception vs. UTSA ... A special teams contributor.

2014 (Freshman): Thrown into a starting job at cornerback after Ashton Lampkin was injured against Texas Tech in week four and rose to the challenge by recording 42 tackles, three interceptions and four pass breakups less than one year after playing quarterback in high school ... Returned an interception 38 yards for a touchdown at Kansas State and also picked off passes against Texas Tech and Baylor ... Defensive recipient of OSU's Russell Okung Award presented to the team's outstanding newcomer.

High School: Coached by Willie Hall at Brackenridge HS ... Played several positions as a senior, going 99-of-186 passing for 1,630 yards with 13 touchdowns and carrying 115 times for 642 yards and 13 touchdowns ... Named to the *Texas High School Football All-Elite Team for Class 4A Region IV* ... First team all-area quarterback ... First team all-district in basketball and a state qualifier in the 4 x 400-meter relay ... First team all-district as a junior ... Held offers from Harvard, Yale, Rice, Houston and Sam Houston State.

Personal: Ramon Richards was born Nov. 29, 1995, in Los Angeles ... Son of Ruth Murray and Ramon Richards ... Health education and promotion major, with an option in exercise and health.

Richards' Career Stats

Year	GP	UT-AT-TT	TFL	Sacks	INT	PBU	QBH	FF	FR	BK
2014	13	34-8-42	2.0	0.0	3	4	0	0	0	0
2015	12	14-1-15	1.0	0.0	2	2	0	1	0	0
Career	25	48-9-57	3.0	0.0	5	6	0	1	0	0



67 SHANE RICHARDS OFFENSIVE LINEMAN | 6-8 | 330 | JUNIOR CALGARY, ALBERTA, CANADA/CRESCENT HEIGHTS/ NEW MEXICO MILITARY INSTITUTE

A three-star junior college prospect by *Rivals.com* and *247sports.com* ... Listed as the No. 17 junior college offensive tackle prospect in the nation by *247sports.com* ... Chose Oklahoma State over reported offers from Southern Miss, Troy and Akron, among others.

Junior College: Played for coach Joe Forchtner ... A key contributor on an offense that ranked 11th nationally with 4,759 yards during his sophomore season ... That mark is more impressive when noting that it improved from No. 33 during the year prior with 3,153 yards on the season.

High School: Played for coach Darren Ward at Crescent Heights ... Three-time Calgary HS All-Star at offensive line ... 2012 Crescent Heights Lineman of the Year ... Also played basketball and competed in track and field.

Personal: Shane Richards was born June 4, 1995, in Kingston, Jamaica ... Son of Daniel and Opel Richards ... Undeclared major.



64 JESSE ROBINSON OFFENSIVE LINE | 6-5 | 315 | R-JUNIOR BEDFORD, TEXAS/L.D. BELL

Has worked his way into the starting lineup each of the past two seasons after beginning both 2014 and 2015 as a member of the second team.

2015 (Sophomore): Played in 10 games and started each of the last seven ... Came in during the fourth quarter to help the Cowboys on late scoring drives to beat Kansas State ... Also played late against Central Arkansas and UTSA.

2014 (Freshman): Played in nine games during the season, primarily on special teams, but was thrown into the lineup due to an injury in week 11 at Baylor and remained as a starter for Oklahoma State's Bedlam win in Norman and OSU's Cactus Bowl win over Washington ... With Robinson on the field, the Cowboy offensive line was much better in the final three games than it had been previously ... In the four games prior to Robinson's insertion into the starting group, OSU averaged 10.0 points per game, but with Robinson in the lineup, the Cowboys averaged 32.0 points per game in the final three contests, all of which were away from home against quality opponents.

2013: Redshirt.

High School: Coached by Mark Smith ... Three-year starter and letterman ... All-district honoree ... A three-star prospect by *ESPN.com*, *Rivals.com* and *Scout.com* ... *ESPN.com* ranked him No. 50 among offensive tackles nationally and the No. 105 player overall in the state of Texas ... A top-100 offensive tackle nationally by *Scout.com* (84th) ... Participated with the Fellowship of Christian Athletes and Young Life ... Also competed in track and field, wrestling, basketball and power lifting ... Held offers from Kansas State, Iowa State and Texas Tech among numerous others.

Personal: Jesse Lee Robinson was born Feb. 13, 1995, in Fort Worth, Texas ... Son of Kris and David Robinson ... Father played college football and both his mother and brother played college basketball ... Majoring in entrepreneurship.



Ramon Richards



PLAYER BIOS



2 MASON RUDOLPH

QUARTERBACK | 6-5 | 235 | JUNIOR
ROCK HILL, S.C./NORTHWESTERN

School Record Holder - Career Pass Yds/Attempt
School Record Holder - Single Game Pass Efficiency
2015 Second Team Academic All-Big 12
2015 Maxwell Award Watch List
2015 Offensive Team MVP

Career Highs

Completions	34 vs. Kansas State, 2015
Attempts	55 vs. Kansas State, 2015
Yards	437 vs. Kansas State, 2015
Passing TD	5 vs. TCU, 2015
Long Pass	82 vs. TCU, 2015

Has played at a level that matches some of Oklahoma State's all-time best quarterbacks ... 12-3 career record as a starter, with seven of those 12 wins coming away from home ... His 9.1 yards/completion over the span of his career is a record at Oklahoma State (min. 200 pass attempts).

2015 (Sophomore): A second-team Academic All-Big 12 honoree ... Honored by the coaches as the Bob Fenimore Award recipient, given to the team's offensive MVP ... His 264 completions, 424 pass attempts, 3,770 passing yards 290.0 passing yards per game and 287.3 yards of total offense per game trail only Brandon Weeden in 2010 and 2011 on Oklahoma State's single-season list ... Surpassed 300 yards passing six times and 400 yards three times ... According to ESPN Stats and Info, his 40 completions on passes thrown at least 20 yards down the field tied California's Jared Goff for the national lead among Power Five conference quarterbacks ... He had 13 touchdowns against just two interceptions on such passes (+11), a differential that matched Clemson's Deshaun Watson and Oklahoma's Baker Mayfield ... According to ESPN Stats and Info, he ranked seventh among qualified Power Five quarterbacks in average pass distance (10.9 yards past the line of scrimmage) ... Ranked in the top 10 nationally in completions of 30 yards or longer (28) and also completions of 40 yards or longer (16) ... The Big 12 leader with 14.28 yards per completion and ranked second in the league with 3,770 passing yards despite splitting quarterback reps with J.W. Walsh ... Earned several awards after he threw a career-best five touchdown passes against no interceptions in a win over No. 5 TCU, including the Walter Camp National Player of the Week, Big 12 Player of the Week, Davey O'Brien Award Performance of the Week, Manning Award Star of the Week and OSU's offensive player of the game ... His passer rating in that game was 258.6,

which set a single-game OSU record (min. 20 attempts) ... Five touchdown passes tied for fourth-most in a game in school history ... Had a career-high 437 passing yards vs. Kansas State, marking the most ever in a game for an OSU sophomore, the fourth-most passing yards in OSU history and the most for a Cowboy since 2011 ... His 55 pass attempts vs. Kansas State marked the fifth-most in a game in school history and his 34 completions in that game marked the sixth-most in a game ... Earned Big 12 Player of the Week, Manning Award Star of the Week and OSU's offensive player of the week for his K-State performance ... He threw for 430 yards against Baylor, giving him two of the top seven passing performances in school history ... Completed an 82-yard pass for a touchdown to Marcell Ateman vs. the Horned Frogs, marking OSU's longest play of the year and the seventh longest passing play in school history ... Started the first 11 games of the season before he missed all but three plays of the Bedlam regular season finale ... Returned to the starting lineup against Ole Miss in the Sugar Bowl.

2014 (Freshman): Was ticketed for a redshirt until an injury to Daxx Garman thrust him into the starting lineup in week 11 at No. 6 Baylor and he responded by turning in the most passing yards ever for an Oklahoma State player in his first game (281) ... Etched his name into OSU Bedlam lore by quarterbacking the Cowboys to the second-largest fourth-quarter come-from-behind victory in school history as part of their 38-35 overtime win over the No. 18 Sooners in Norman ... Rudolph's 273 passing yards against OU were the second-most ever for an OSU quarterback in a Bedlam Series game and his two touchdown passes that day tied for third-most ever for a Cowboy against the Sooners ... In the four games prior to Rudolph's insertion into the lineup, OSU averaged 10.0 points and 286.5 yards of total offense per game, but with Rudolph at quarterback, the Cowboys averaged 32.0 points and 418.3 yards of total offense per game in the final three contests, all of which were away from home against quality opponents ... In his debut against Baylor, Rudolph thrived despite a number of factors that would typically hamper a quarterback's performance - the game was played on the road in a driving rain storm and Rudolph played the majority of the contest with three freshmen and a sophomore on the offensive line facing a Baylor squad that entered the contest ranked 14th nationally in total defense ... Still, he completed 13-of-25 passes for 281 yards and two touchdowns against the Bears for the best debut for a Cowboy signal caller in school history ... On his 13 completions, Rudolph passed for more yards (281) than Baylor's Heisman Trophy candidate Bryce Petty did on 18 completions (262) ... In the Cactus Bowl against Washington, he had his best outing of the year with 299 passing yards (the most ever for a Cowboy freshman in a bowl game) and two touchdowns.

High School: Coached by Kyle Richardson at Northwestern High School ... Led Northwestern to a 62-35 victory over Stratford in the South Carolina Class 4A Division II Championship Game, completing 40-of-57 passes for 488 yards with eight touchdown passes and only one interception ... Finished his senior season with 350 completions on

482 attempts for a 72.6 completion percentage ... Totaled 4,377 passing yards with 64 touchdown passes and eight interceptions as a senior, also rushed for 543 yards on 129 carries with a 4.2 average and 16 touchdowns ... As a junior, threw for 3,990 yards, 41 touchdowns and seven interceptions while leading his team to a state runner-up finish... Threw for 10,986 yards in three seasons... Finalist for the "Mr. Football" award in South Carolina ... Named Most Valuable Player of the oldest high school all-star game in the nation, the Shrine Bowl of the Carolinas ... South Carolina Football Coaches Association first team Palmetto Champions all-state team, *Charlotte Observer* all-region offensive player of the year, first-team all-region, and top 50 Carolina regional recruits (#4 in South Carolina), *Rock Hill Herald* all-area offensive player of the year as both a junior and as a senior ... *Charlotte Observer* first-team all-region as a junior ... Held offers from LSU, Louisville, Mississippi, Virginia, North Carolina and Virginia Tech ... Also recruited by Alabama, Duke, Georgia, Notre Dame, Tennessee and Vanderbilt... Earned all-region honors in basketball as a junior.

Personal: Mason Rudolph was born July 17, 1995 ... Son of Brett and Jamie Rudolph ... Mother ran track at Liberty University and dad played football for the University of North Carolina ... Marketing major.

Rudolph's 2014 Game-by-Game Passing Stats

Date	Opponent	Cmp.	Att.	Int.	Yds.	TD	Long	Sack
Aug. 30	vs. Florida State							DNP
Sept. 6	Missouri State							DNP
Sept. 13	UTSA							DNP
Sept. 25	Texas Tech							DNP
Oct. 4	Iowa State							DNP
Oct. 11	at Kansas							DNP
Oct. 18	at TCU							DNP
Oct. 25	West Virginia							DNP
Nov. 1	at Kansas State							DNP
Nov. 15	Texas							DNP
Nov. 22	at Baylor	13	25	2	281	2	68	3
Dec. 6	at Oklahoma	19	35	1	273	2	43	2
Jan. 2	vs. Washington	17	26	1	299	2	48	3

Rudolph's 2015 Game-by-Game Passing Stats

Date	Opponent	Cmp.	Att.	Int.	Yds.	TD	Long	Sack
Sept. 3	at Central Michigan	22	32	0	266	1	49	2
Sept. 12	Central Arkansas	23	35	1	401	2	67	1
Sept. 19	UTSA	17	23	0	280	2	46	2
Sept. 26	at Texas	22	34	2	290	1	31	3
Oct. 3	Kansas State	34	55	1	437	3	47	2
Oct. 10	at West Virginia	20	40	3	218	0	31	2
Oct. 24	Kansas	20	26	0	305	1	43	3
Oct. 31	at Texas Tech	21	35	1	285	2	31	2
Nov. 7	TCU	16	24	0	352	5	82	1
Nov. 14	at Iowa State	24	36	0	327	1	32	3
Nov. 21	Baylor	27	50	0	430	3	48	6
Nov. 28	Oklahoma	0	3	1	0	0	0	0
Jan. 1	vs. Ole Miss	18	31	0	179	0	27	3

Rudolph's Career Passing Stats

Year	G	Effic	Cmp-Att-Int	Pct	Yds	TD	Lng	Avg/G
2014	3	154.01	49-86-4	57.0	853	6	68	284.3
2015	13	149.05	264-424-9	62.3	3770	21	82	290.0
Career	16	149.89	313-510-13	61.4	4623	27	82	288.9



PLAYER BIOS



OKLAHOMA STATE
COWBOYS



77 VICTOR SALAKO
OFFENSIVE LINEMAN | 6-6 | 335 | R-SENIOR
HUNTSVILLE, ALA./GRISSOM/UAB

Pronounced suh-LAY-koh

A three-year FBS starter ... Left UAB when its football program was dissolved following the 2014 season and immediately stepped into a starting position at left tackle with Oklahoma State.

2015 (Junior): Started every game at left tackle and helped the Cowboy offense improve from 27.6 points per game and 378.8 yards per game in 2014 to 39.5 points per game and 480.0 yards per game in 2015 ... With Salako on the line, the Cowboys surrendered eight less sacks than the previous season without him.

2014 (Sophomore at UAB): Played for coach Bill Clark ... Started all 12 games at left tackle ... Was a key component of the UAB offense as a leader on the offensive line ... Helped the team average more than 200 yards rushing per game and score 27 total rushing touchdowns in 2014.

2013 (Freshman at UAB): Saw action in all 12 contests and started 11 as a redshirt freshman in 2013 ... Member of Conference USA commissioner's honor roll.

2012 (at UAB): Redshirt.

High School: Played for coach Keith Henderson at Grissom HS in Huntsville, Ala. ... Played defensive line his sophomore and junior year, and offensive line as a senior ... 2011 second team all-city selection on offense ... Recorded 11 pancake blocks and did not allow a sack his senior year ... Voted team's best offensive lineman as a senior ... Named team's best defensive lineman his sophomore and junior years ... Had 58 tackles, including 26 solo tackles, his junior year, adding four sacks, three forced fumbles and two fumble recoveries ... Made the A/B honor roll all four years ... Was actively recruited by multiple FBS programs.

Personal: Victor Salako was born Nov. 4, 1993, in Huntsville, Ala. ... Son of Samson and Yinka Salako ... Active with FCA ... Majoring in sociology.



OKLAHOMA STATE
COWBOYS



26 BARRY J. SANDERS
RUNNING BACK | 5-10 | 198 | R-SENIOR
OKLAHOMA CITY, OKLA./HERITAGE HALL/STANFORD

Career/Season Highs

Rushes	10 vs. UCLA, 2015
Rushing Yards	97 at Oregon State, 2015
Rushing TD	2 at Oregon State, 2015
Long Rush	65, twice, last vs. Arizona, 2015
Long KR	13 vs. California, 2015
Long PR	29 vs. Washington, 2013

Graduate transfer from Stanford who grew up around Oklahoma State football ... Part of three Pac-12 champion and three Rose Bowl teams during his time with the Cardinal.

2015 (at Stanford): Carried 51 times for 315 yards and four touchdowns in 11 games ... Enjoyed a career day against Oregon State when he rushed seven times for 97 yards and two touchdowns ... Included as part of that outburst was a 65-yard scoring run that put the game out of reach in the fourth quarter ... Came back the next week with a four-carry, 76-yard showing against Arizona, highlighted by a 65-yard touchdown run in the third quarter ... Scored on a 20-yard touchdown run against UCF.

2014 (at Stanford): Played in 13 games, carrying 59 times for 315 yards (5.3 yards per carry) ... Added seven catches for 47 yards ... Logged a season-best nine carries for 92 yards against Army ... Had seven carries for 68 yards against Washington State.

2013 (at Stanford): Played 12 games, carrying five times for 42 yards (8.4 yards per carry) ... Scored his first career touchdown against Washington State ... Averaged 10.1 yards on seven punt returns, highlighted by a 29-yard return against Washington ... Had one reception for 11 yards against Michigan State in the Rose Bowl.

2012 (at Stanford): Redshirted.

High School: Attended Heritage Hall HS in Oklahoma City, where he was coached by Andy Bogert ... As a senior in 2011, earned All-America honors from *PrepStar* and *Super-Prep* and played in the U.S. Army All-America Game ... Listed as a four-star recruit by *ESPN*, *Rivals* and *Scout* ... Led his team to state titles in 2008 and 2010 and logged a school-record 5,037 rushing yards and 70 touchdowns on 549 carries during his prep career (9.2 yards per carry).

Personal: Barry James Sanders was born April 10, 1994 in Oklahoma City ... Son of 1988 Heisman Trophy winner and college and pro football hall-of-famer Barry Sanders and Aletha House ... Has four younger brothers, Nigel, Nicholas, Noah and Terrance ... Pursuing a master's degree in leisure studies.

Sanders' 2013 Game-by-Game Rushing Stats

Date	Opponent	No.	Gain	Loss	Net	TD	Long	Avg.
Sept. 7	San Jose State	1	2	0	2	0	2	2.0
Sept. 14	at Army				DNP			
Sept. 21	Arizona State				DNP			
Sept. 28	at Washington St.	3	34	0	34	1	22	11.3
Oct. 5	Washington	0	0	0	0	0	0	0.0
Oct. 12	at Utah	0	0	0	0	0	0	0.0
Oct. 19	UCLA	0	0	0	0	0	0	0.0
Oct. 26	at Oregon State	1	6	0	6	0	6	6.0
Nov. 7	Oregon	0	0	0	0	0	0	0.0
Nov. 16	at USC	0	0	0	0	0	0	0.0
Nov. 23	California	0	0	0	0	0	0	0.0
Nov. 30	Notre Dame	0	0	0	0	0	0	0.0
Dec. 7	at Arizona State	0	0	0	0	0	0	0.0
Jan. 1	vs. Michigan St.	0	0	0	0	0	0	0.0

Sanders' 2014 Game-by-Game Rushing Stats

Date	Opponent	No.	Gain	Loss	Net	TD	Long	Avg.
Aug. 30	UC Davis	7	43	0	43	0	17	6.1
Sept. 6	USC	2	7	0	7	0	4	3.5
Sept. 13	Army	9	92	0	92	0	44	10.2
Sept. 27	at Washington	3	11	0	11	0	7	3.7
Oct. 4	at Notre Dame	3	14	0	14	0	8	4.7
Oct. 10	Washington State	7	68	0	68	0	29	9.7
Oct. 18	at Arizona State	4	13	1	12	0	9	3.0
Oct. 25	Oregon State	5	43	0	43	0	27	8.6
Nov. 1	at Oregon	6	8	6	2	0	5	0.3
Nov. 15	Utah	3	6	0	6	0	2	2.0
Nov. 22	at California	2	2	0	2	0	2	1.0
Nov. 28	at UCLA	3	5	1	4	0	3	1.3
Dec. 30	vs. Maryland	5	11	0	11	0	4	2.2

Sanders' 2015 Game-by-Game Rushing Stats

Date	Opponent	No.	Gain	Loss	Net	TD	Long	Avg.
Sept. 5	at Northwestern	2	9	0	9	0	6	4.5
Sept. 12	UCF	8	42	3	39	1	20	4.9
Sept. 19	at USC	3	12	0	12	0	6	4.0
Sept. 25	at Oregon State	7	97	0	97	2	65	13.9
Oct. 3	Arizona	4	76	0	76	1	65	19.0
Oct. 15	UCLA	10	39	0	39	0	8	3.9
Oct. 24	Washington	7	19	0	19	0	4	2.7
Oct. 31	at Washington St.				DNP			
Nov. 7	at Colorado	6	18	0	18	0	6	3.0
Nov. 14	Oregon				DNP			
Nov. 21	California	1	3	0	3	0	3	3.0
Nov. 28	Notre Dame				DNP			
Dec. 5	vs. USC	1	1	0	1	0	1	1.0
Jan. 1	vs. Iowa	2	2	0	2	0	1	1.0

Sanders' Career Rushing Stats

Year	G	Att.	Gain	Loss	Net	Avg.	TD	Long	Avg./G
2012									
Redshirted									
2013	12	5	42	0	42	8.4	1	22	3.5
2014	13	59	323	8	315	5.3	0	44	24.2
2015	11	51	318	3	315	6.2	4	65	28.6
Career	36	115	683	11	672	5.8	5	65	19.7

Sanders' Career Receiving Stats

Year	G	Rec.	Yds.	Avg.	TD	Long	Avg./G
2012							
Redshirted							
2013	12	4	31	7.8	0	16	2.6
2014	13	7	47	6.7	0	16	3.6
2015	11	1	11	11.0	0	11	1.0
Career	36	12	89	7.4	0	16	2.5

Sanders' Career Special Teams Stats

Year	GP	KR	Yds	Avg	TD	Long	PR	Yds	Avg	TD	Long
2012											
Redshirted											
2013	12	0	0	0.0	0	7	71	10.1	0	29	
2014	13	0	0	0.0	0	0	0	0	0.0	0	0
2015	11	2	17	8.5	0	13	2	24	12.0	0	25
Career	36	2	17	8.5	0	13	9	95	10.6	0	29



PLAYER BIOS



OKLAHOMA STATE
COWBOYS



81 JHAJUAN SEALES
RECEIVER | 6-0 | 205 | R-SENIOR
PORT ARTHUR, TEXAS/MEMORIAL

Pronounced juh-WAHN seals

Career Highs

Receptions	7 at UTSA, 2013
Receiving Yards	89 vs. Baylor, 2015
Long Reception	48 vs. Baylor, 2015

One of the fastest players on the roster and one of three active Cowboys with 1,000 career receiving yards ... Ranks ninth in school history for career yards per reception (min. 60) at 15.60 ... Seven career games with 70 or more receiving yards.

2015 (Junior): OSU's fifth-leading receiver with 321 yards ... Played in 11 games and caught 18 passes for an average of 17.8 yards ... Only James Washington averaged more yards per reception ... Of Seales' 18 receptions, 11 went for either a first down or a touchdown ... Came on strong in the last two weeks of the regular season with 89 receiving yards against Baylor and three catches for 59 yards and a touchdown against Oklahoma ... Also had a touchdown catch against UTSA ... Had a career-long 48-yard catch against Baylor ... Was on the receiving end of seven explosive plays (gains of at least 20 yards) on the year.

2014 (Sophomore): Caught 18 passes for 278 yards and three touchdowns during the year ... Best day came during OSU's win over Iowa State, when he caught four passes for 75 yards and a touchdown ... Added two catches for 75 yards against UTSA ... His three touchdown receptions

came against Missouri State, Iowa State and Kansas ... Made an acrobatic 20-yard grab for a big first down in OSU's Cactus Bowl win over Washington.

2013 (Freshman): Started every regular season game and played significantly in the Cotton Bowl ... Finished the regular season third on the team in receptions (39) and receiving yards (571) ... Caught one pass for 14 yards in his first career game ... Had a season-high 87 receiving yards against UTSA and Kansas State ... Had two season-long 44 yard receptions, one at UTSA and one at Texas Tech ... Scored his first career touchdown on a 10-yard pass from J.W. Walsh in the first quarter of the UTSA game ... Scored again on a 33-yard pass from Clint Chelf against Baylor ... Scored on a 21-yard catch against Missouri in the Cotton Bowl ... Caught 10 passes for 20 yards or longer ... Had one carry for 11 yards against Iowa State.

2012: Redshirt.

High School: Committed to Oklahoma State relatively late in the recruiting process after a big senior season that included 54 catches for 1,207 yards with 13 touchdowns ... Member of the *Beaumont Enterprise* Super Gold Team ... Averaged 22.4 yards per catch ... All-district selection ... Had four catches for 159 yards and a touchdown in a quarterfinal playoff game ... *Rivals* listed his 40 time at 4.4 ... Former Houston commit.

Personal: Born Nov. 26, 1993, in Port Arthur, Texas ... Son of Twana Doffeny ... Majoring in university studies/education.

Seales' 2013 Game-by-Game Receiving Stats

Date	Opponent	No.	Yds.	TD	Long
Aug. 31	vs. Mississippi State	1	14	0	14
Sept. 7	at UTSA	7	87	1	44
Sept. 14	Lamar	3	22	0	11
Sept. 28	at West Virginia	4	40	0	16
Oct. 5	Kansas State	4	87	0	43
Oct. 19	TCU	1	20	0	20
Oct. 26	at Iowa State	2	15	0	8
Nov. 2	at Texas Tech	3	78	0	44
Nov. 9	Kansas	1	11	0	11
Nov. 16	at Texas	3	45	0	29
Nov. 23	Baylor	3	74	1	37
Dec. 7	Oklahoma	4	36	0	12
Jan. 3	vs. Missouri	3	42	1	21

Seales' 2014 Game-by-Game Receiving Stats

Date	Opponent	No.	Yds.	TD	Long
Aug. 30	vs. Florida State	2	26	0	14
Sept. 6	Missouri State	3	54	1	26
Sept. 13	UTSA	2	75	0	43
Sept. 25	Texas Tech	0	0	0	0
Oct. 4	Iowa State	4	75	1	40
Oct. 11	at Kansas	2	6	1	7
Oct. 18	at TCU	0	0	0	0
Oct. 25	West Virginia		DNP		
Nov. 1	at Kansas State	2	17	0	16
Nov. 15	Texas	2	5	0	4
Nov. 22	at Baylor	0	0	0	0
Dec. 6	at Oklahoma	0	0	0	0
Jan. 2	vs. Washington	1	20	0	20

Seales' 2015 Game-by-Game Receiving Stats

Date	Opponent	No.	Yds.	TD	Long
Sept. 3	at Central Michigan	2	25	0	21
Sept. 12	Central Arkansas	3	29	0	11
Sept. 19	UTSA	1	6	1	6
Sept. 26	at Texas	2	47	0	31
Oct. 3	Kansas State	1	40	0	40
Oct. 10	at West Virginia	1	4	0	4
Oct. 24	Kansas	2	13	0	9
Oct. 31	at Texas Tech		DNP		
Nov. 7	TCU		DNP		
Nov. 14	at Iowa State	0	0	0	0
Nov. 21	Baylor	2	89	0	48
Nov. 28	Oklahoma	3	59	1	26
Jan. 1	vs Ole Miss	1	9	0	9

Seales' Career Receiving Stats

Year	G	Rec.	Yds.	Avg.	TD	Long	Avg./G
2013	13	39	571	14.6	3	44	43.9
2014	12	18	278	15.4	3	43	23.2
2015	11	18	321	17.8	2	48	29.2
Career	36	75	1170	15.6	8	48	32.5

Seales' Career Special Teams Stats

Year	GP	KR	Yds	Avg	TD	Long	PR	Yds	Avg	TD	Long
2013	13	3	48	16.0	0	23	0	0	0.0	0	0
2014	12	1	13	13.0	0	13	0	0	0.0	0	0
2015	11	1	23	23.0	0	23	0	0	0.0	0	0
Career	36	5	84	16.8	0	23	0	0	0.0	0	0



OKLAHOMA STATE
COWBOYS



29 ZACH SINOR
PUNTER | 5-10 | 215 | R-SOPHOMORE
CASTROVILLE, TEXAS/MEDINA VALLEY

Pronounced SIGH-ner


School record holder: single-game punts downed inside the 20-yard line

2015 Second Team Academic All-Big 12

Career Highs

Most Punts	10 vs. Baylor, 2015
Most Punts Downed Inside 20	6 vs. TCU, 2015
Longest Punt	65 at Central Michigan, 2015

Started as a freshman in 2015.



Jhajuan Seales



PLAYER BIOS

2015 (Freshman): Second team Academic All-Big 12 honoree ... Was one of just seven freshmen in the country who made the list of candidates for the Ray Guy Award ... Of his 75 punts, 31 were downed inside the 20 with only three touchbacks ... A central figure in OSU allowing only 94 punt return yards on the season - a mark that ranks sixth in school history ... Had eight punts of at least 50 yards on the season, including a season long of 65 yards at Central Michigan ... Named the Big 12 Special Teams player of the week for his performances against West Virginia and TCU ... Had a huge impact on the Cowboys' overtime win in Morgantown, punting eight times for an average of 44.9 yards with three of his punts downed inside the Mountaineer 20 yard line ... Did his best work in the fourth quarter of that game, hampering the WVU cause with punts of 49 yards, 52 yards and 50 yards on his last three strikes ... For the game, his eight punts resulted in just three punt return yards for West Virginia and he also earned OSU's special teams player of the game for his performance ... Punted nine times against TCU, with six of those nine punts downed inside the 20 yard line, three downed inside the 10 yard line and two downed inside the TCU five yard line ... His six punts downed inside the 20 against TCU matched a school record set by Barry Vincent against Colorado in 1991 ... Of nine punts against TCU, only one yielded a return of more than two yards ... Stopped a punt at the Iowa State 5-yard line with 1:44 remaining in Oklahoma State's win in Ames, with the Cowboys holding a four-point lead at the time ... For the season, he punted 75 times for 3,010 yards - an average of 40.1 yards per punt.

2014: Redshirt.

High School: Coached by Steve Hale at Medina Valley ... Averaged 43.5 yards on 42 punts as a senior, with 16 punts downed inside the 20-yard line and a long punt of 66 yards ... Averaged more than 40 yards per punt over his career ... First team selection on *Dave Campbell's Texas Football* 2013 all-Texas high school team ... *Associated Press Sports Editors* first team class 4A all-state team, *San Antonio Express News* first team sub 5A all-area team, first team all-district and *Texas High School Football* all-elite team Class 4A Region IV as a senior ... Three-time all-district selection ... Given the Academic all-excellence award in every year of his high school career ... Active in National Honor Society, student council, FCA and FFA ... Also recruited by Texas A&M, Iowa State and Tulsa.

Personal: Zachary Joe Sinor was born July 13, 1995, in San Antonio, Texas ... Son of Wes and Valerie Sinor ... Management major.

Sinor's 2015 Game-by-Game Punting Stats

Date	Opponent	No.	Yds	Avg.	Long	In20	TB
Sept. 3	at Central Michigan	5	234	46.8	65	2	0
Sept. 12	Central Arkansas	5	217	43.4	50	3	0
Sept. 19	UTSA	5	174	34.8	40	1	0
Sept. 26	at Texas	5	194	38.8	44	2	1
Oct. 3	Kansas State	4	150	37.5	40	2	0
Oct. 10	at West Virginia	8	359	44.9	52	3	1
Oct. 24	Kansas	4	142	35.5	42	2	0
Oct. 31	at Texas Tech	5	201	40.2	43	2	1
Nov. 7	TCU	9	379	42.1	53	6	0
Nov. 14	at Iowa State	3	113	37.7	45	1	0
Nov. 21	Baylor	10	390	39.0	46	4	0
Nov. 28	Oklahoma	5	190	38.0	45	0	0
Jan. 1	vs Ole Miss	7	267	38.1	55	3	0

Sinor's Career Stats

Year	GP	No	Yards	Avg.	Long	TB	FC	I20	50+	BK
2015	13	75	3010	40.1	65	3	32	31	8	0
Career	13	75	3010	40.1	65	3	32	31	8	0



OKLAHOMA STATE
COWBOYS



61 KALEB SMITH

LONG SNAPPER | 6-2 | 260 | R-JUNIOR
ALEDO, TEXAS/ALL SAINTS EPISCOPAL

2014 First Team Academic All-Big 12
2015 First Team Academic All-Big 12

Has seen significant action snapping on field goals and PATs during his two years in Stillwater.

2015 (Sophomore): First team Academic All-Big 12 honoree ... Played in the first six games of the season and was an effective snapper on OSU's field goal and PAT attempts.

2014 (Freshman): Saw action as a long snapper on both punts and placements ... Moved exclusively to placements in week two and had no bad snaps from that point on.

2013: Redshirt.

High School: Attended All Saints Episcopal in Fort Worth, Texas, where he was coached by Aaron Beck ... Was perfect on PAT snaps and punt snaps ... All-conference performer who participated in the Dallas-Fort Worth All-Star Game ... Member of the National Honor Society and recipient of the scholar-athlete award.

Personal: Kaleb Ellis Smith was born July 26, 1994, in Fort Worth, Texas ... Son of Kurt and Mandy Smith ... University studies/business administration major.



OKLAHOMA STATE
COWBOYS



13 JORDAN STERNS

SAFETY | 6-0 | 200 | SENIOR
CIBOLO, TEXAS/STEELE

2015 Second-Team All-Big 12
2015 Team Outstanding Defensive Player


Career Highs

Tackles	20 vs. West Virginia, 2014
TFL	1.5 vs. UTSA, 2014
Interceptions	1, twice, last vs. Baylor, 2015
Pass Break Ups	1, six times, last vs. TCU, 2015

A leader of the Cowboy defense ... With 103 tackles in 2014 and 108 in 2015, he is the first Cowboy since Keith Burns in 1992 and 1993 to post consecutive seasons with 100 tackles or more. ... In 2014, he became the first Oklahoma State underclassman in 18 years to reach the 100-tackle mark ... A similar season in 2016 would place him among the top 10 in school history for tackles.

2015 (Junior): Coaches gave him the Leslie O'Neal Award for the team's outstanding defensive players ... Started every game at safety for the second consecutive season ... Led the team in total tackles with 108, including 72 solo stops ... Made at least six tackles in 11 games ... Was also effective on special teams, amassing 10 tackles on opponent kickoff returns to rank third on the team in special teams tackles ... Had a season-high 16 tackles in the Baylor game, 13 against UTSA and reached double-digit tackles on five occasions ... Picked off a pass on Iowa State's last drive of the game to preserve a four-point win for the Cowboys in Ames ... Intercepted a Baylor pass the following week and returned it 34 yards to set up an Oklahoma State touchdown drive ... Forced a fumble against UTSA and recovered one at an important point in OSU's overtime win at West Virginia ... Broke up three passes ... Added 1.5 tackles for loss ... Named OSU's defensive player of the game vs. UTSA.

2014 (Sophomore): One of the team's top defensive playmakers ... Blocked two kicks during the season, a total that ranked second in the Big 12 and seventh nationally ... Team leader with 103 tackles, a mark that ranked eighth in the Big 12 and second among the conference's underclassmen ... Forced two fumbles, recorded 4.5 tackles for loss and broke up four passes ... Had 20 tackles, a half-tackle for loss and a pass breakup against West Virginia ... His 20 tackles were the most for a Cowboy since 2001 and made him only the sixth OSU player to register 20 tackles in a game since 1984 ... Only eight players in the nation recorded 20 or more tackles in a game during the 2014 season - Sterns was the only underclassman to do it ... Bagged 13 tackles in the Cowboys' Bedlam Series win over No. 18 Oklahoma in Norman.



Jordan Sterns



PLAYER BIOS

2013 (Freshman): Played in every game except the season opener ... Finished the regular season with 13 total tackles, including nine solo stops ... Had a season high four tackles against UTSA ... Credited with two tackles against Baylor and Oklahoma ... Had one tackle in five other games.

High School: Coached by Mike Jinks ... Accounted for 10 touchdowns as a senior (two interception returns, two punt returns, a fumble return and five rushing) ... Class 5A first-team all-state selection by the *Associated Press Sports Editors* ... Logged 58 tackles and six interceptions his senior year ... All-district and all-area selection and was his district's defensive MVP ... A four-star prospect by *Scout.com* and a three-star prospect by both *ESPN.com* and *Rivals.com* ... *Scout.com* ranked him No. 30 among America's safeties ... A top-100 recruit in the state of Texas by the *Waco Tribune-Herald* ... Member of the *San Antonio Express-News Super Team* as a defensive back and as a return specialist ... Carried scholarship offers from Baylor, Texas Tech and Iowa State, among others.

Personal: Jordan Sterns was born May 28, 1994, in Dallas ... Son of Brandi Bidy and Godfrey Briller ... Father played basketball at Baylor ... University studies/education major.

Sterns' Career Stats

Year	GP	UT-AT-TT	TFL	Sacks	INT	PBU	QBH	FF	FR	BK
2013	12	10-3-13	0	0	0	0	0	0	0	0
2014	13	72-31-103	4.5	0	0	4	0	2	0	2
2015	13	72-36-108	1.5	0	2	3	0	1	1	0
Career	38	154-70-224	6.0	0	2	7	0	1	3	2

as well ... Also competed in track and field, winning the Class 6A track state title in the 400 meters as a junior ... A principal's honor role selection.

Personal: Dillon Lee Stoner was born Feb. 6, 1998 in Tulsa ... Son of Steve and Kim Stoner ... Agribusiness major.



OKLAHOMA STATE
COWBOYS



96 VINCENT TAYLOR
DEFENSIVE TACKLE | 6-3 | 310 | R-JUNIOR
SAN ANTONIO, TEXAS/JAMES MADISON

Career Highs

Tackles	9, at West Virginia, 2015
Sacks	1.5 at Texas, 2015
TFL	2.5 at Central Michigan, 2015

One of the strongest players on the roster ... Became a key performer on the defense in 2015 and projects as a team leader in 2016.

2015 (Sophomore): His 48 tackles and 5.0 sacks were the highest totals for any interior defensive lineman during the Mike Gundy era (2005-present) ... Other than All-America defensive end Emmanuel Ogbah, Taylor was the next most productive member of the Cowboy front ... Started all 13 games at defensive tackle ... Tallied 8.5 sacks on the year, including one of Ole Miss QB Chad Kelly in the Sugar Bowl played in his original hometown of New Orleans ... Also broke up a pass in that game ... Was effective on special teams and blocked a PAT attempt in OSU's 49-29 win over

No. 5 TCU ... Recovered a late fumble at Texas Tech to help seal the Cowboys' win ... Had 30 solo stops on the year ... Had at least one tackle in every game and at least five tackles in five games, including a career-high nine in OSU's overtime win at West Virginia.

2014 (Freshman): Played in 10 games on the year ... Recorded 13 tackles (10 unassisted) and one tackle for loss on the year ... Notched three tackles against both Missouri State and TCU.

2013: Redshirt.

High School: Coached by Jim Streeby ... Class 5A first-team all-state selection by the *Associated Press Sports Editors* and the *Texas Sportswriters Association* ... Participated in the Offense-Defense All-America Game ... A first-team selection to the *Texas Football Magazine Super Team* and the *San Antonio Express-News Super Team* ... Recorded 79 tackles (12 for loss) and two sacks as a senior ... Honored as the area player of the year by the *San Antonio Express-News* ... District defensive player of the year ... A four-star recruit by *ESPN.com* and a three-star prospect by both *Rivals.com* and *Scout.com* ... Ranked by *ESPN.com* as the No. 24 defensive tackle in the country and as the No. 39 overall player in the state of Texas, regardless of position ... Ranked as the No. 28 defensive tackle in America by *Rivals.com* and the nation's No. 33 defensive tackle by *Scout.com* ... Held offers from Baylor, Texas Tech, Vanderbilt and Purdue, among others.

Personal: Vincent Taylor was born Jan. 5, 1994, in New Orleans, La. ... Son of Angela Taylor and Victor Taylor ... University studies/education major.

Taylor's Career Stats

Year	GP	UT-AT-TT	TFL	Sacks	INT	PBU	QBH	FF	FR	BK
2014	10	10-3-13	1.0	0.0	0	0	0	0	0	0
2015	13	30-18-48	8.5	5.0	0	0	1	0	1	1
Career	23	40-21-61	9.5	5.0	0	0	1	0	1	1



OKLAHOMA STATE
COWBOYS



80 DILLON STONER
WIDE RECEIVER | 5-11 | 176 | FRESHMAN
TULSA, OKLA./JENKS

Ranked as a three-star prospect by most recruiting services ... The No. 1 wide receiver prospect in Oklahoma and the No. 35 wide receiver prospect in the nation, according to *Scout.com* ... Chose Oklahoma State over reported offers from Arkansas and Texas Tech, among others.

High School: Played for coach Allan Trimble at Jenks ... Starred as a receiver, defensive back, punter and return man throughout his high school career, winning four state championships ... Scored 10 touchdowns on 36 receptions as a senior ... Besides being a starter on both sides of the ball, he averaged 39.8 yards as a punter, was the holder on place kicks and was effective as a punt and kickoff returner ... Selected as the *Tulsa World's* state player of the year for his senior season ... Junior stats included 35 catches for 597 yards and six touchdowns, 45 tackles, 26 pass breakups and an average of 37.8 yards on 40 punts ... Scored touchdowns on offense, defense and special teams in a 41-0 victory over No. 2 Westmoore ... As a sophomore, he totaled a team-high nine tackles in the state title game, grabbing the game-clinching interception





PLAYER BIOS



OKLAHOMA STATE
COWBOYS



12 KIRK TUCKER
LINEBACKER | 6-1 | 200 | JUNIOR
TUCKER, GA./TUCKER

2015 First Team Academic All-Big 12

Career Highs

Tackles	4 vs. Ole Miss, 2015
Sacks	No career sacks
TFL	1.0 at Kansas State, 2014
Forced Fumbles	1 vs. UTSA, 2015

One of OSU's top special teams performers in each of his first two seasons on campus.

2015 (Sophomore): First team Academic All-Big 12 honoree ... Played in all 13 games, mostly on special teams ... Recorded 20 total tackles with 18 solo stops ... Of his 20 tackles, 17 came on special teams (11 on kickoff returns and six on punt returns) ... His 17 special teams tackles led the team ... Tallied at least one tackle in 11 games, with a season-high four against Ole Miss in the Sugar Bowl ... Had two stops against Central Arkansas, Texas, Kansas State and Iowa State ... Forced a fumble against UTSA ... Twice named OSU's special teams player of the game for his performances against Central Arkansas and Iowa State.

2014 (Freshman): Played in all 13 games, logging 15 tackles (11 unassisted) and one tackle for loss ... Was counted on to play important defensive snaps late in the season at Baylor ... Set a season high with three tackles at TCU ... Had two stops against Missouri State, Kansas State, Baylor and Washington ... A key figure on Oklahoma State's punt coverage unit that ranked third in the Big 12 and 23rd nationally ... His four tackles on opponent punt returns led the team ... Recorded seven tackles as part of the OSU kickoff coverage team as one of the team's leaders in that statistic as well.

High School: Coached by Bryan Lamar at Tucker High School ... Finished his senior year with 55 tackles, including 39 solo stops, 12 tackles for loss, eight sacks, three interceptions and three forced fumbles ... Had 60 tackles as a junior, along with 37 solo stops, seven tackles for loss, two interceptions and two fumble recoveries ... Honorable mention Georgia Sportswriters Association all-state team, *Atlanta Journal Constitution* preseason all-state team and all-area team as a senior ... Went 40-4 in three years playing at Tucker, going 14-1 as a senior, 10-3 as a junior and 16-0 as a sophomore ... Second-team all-region as a junior.

Personal: Kirk Tucker was born March 31, 1996 ... Son of Maya Miller and Kirk Tucker, Sr. ... Biochemistry and molecular biology major.

Tucker's Career Stats

Year	GP	UT-AT-TT	TFL	Sacks	INT	PBU	QBH	FF	FR	BK
2014	13	11-4-15	1.0	0	0	0	0	0	0	0
2015	13	18-2-20	0.0	0	0	0	0	1	0	0
Career	26	29-6-35	1.0	0	0	0	0	1	0	0



OKLAHOMA STATE
COWBOYS



86 ZAC VEATCH
COWBOY BACK | 6-3 | 265 | R-SENIOR
BROKEN ARROW, OKLA./BROKEN ARROW

Career Highs

Receptions	2 vs. Baylor, 2015
Receiving Yards	25 vs. TCU, 2015
Long Reception	25 vs. TCU, 2015

Multifaceted player who has seen game action as both a tight end and an offensive lineman ... Has drawn praise from the coaches for his toughness and competitiveness ... Earned a degree in management in the spring of 2016.

2015 (Junior): Played in every game and started four ... Earned starts at Cowboy Back against West Virginia, TCU, Iowa State and Oklahoma this season ... Caught five passes for 72 yards ... His longest play came on a 25-yard grab in OSU's blowout win over then-No. 5 TCU ... Also made receptions for 19-yard gains against Baylor and UTSA and had a reception against Ole Miss in the Sugar Bowl.

2014 (Sophomore): Started the first 10 games of the season at offensive guard before being moved to tight end in week 11 at Baylor ... Started at tight end as part of the Cowboys' Bedlam Series win over No. 18 Oklahoma in Norman ... Offensive recipient of the team's Vernon Grant Award for spirit and enthusiasm.

2013 (Freshman): Played at both tight end and offensive line ... Played in every game ... Started against Kansas ... Credited with four knockdown blocks in the regular season, including three vs. Baylor ... Had a domination block against Lamar and Iowa State ... Played a season-high 34 snaps against UTSA.

2012: Redshirt.

High School: A versatile athlete from Broken Arrow's state runner-up squad ... *SuperPrep* ranked him No. 39 among prospects in the Midlands region ... All-stater as a tight end as selected by the Oklahoma Coaches Association and an all-state defensive lineman as selected by *The Oklahoman* ... Ranked as the No. 10 player in Oklahoma by *Rivals* and No. 28 among America's tight ends ... *Scout* ranked him No. 48 among tight ends ... During BA's run to the state championship game he had 13 tackles, two sacks and a blocked kick ... Baylor, Houston and Oregon State were among those seeking his signature.

Personal: Born Aug. 12, 1993, in Broken Arrow ... Son of Mark and Kathleen Veatch ... Management major.

Veatch's Career Receiving Stats

Year	G	Rec.	Yds.	Avg.	TD	Long	Avg./G
2013	13	0	0	0.0	0	0	0.0
2014	12	0	0	0.0	0	0	0.0
2015	13	5	72	14.4	0	25	5.5
Career	38	5	72	14.4	0	25	1.9



OKLAHOMA STATE
COWBOYS



82 COLE WALTERSCHEID
DEFENSIVE END | 6-5 | 254 | R-SOPHOMORE
MUNSTER, TEXAS/MUNSTER

Pronounced walter-SHIED (not walter-SHEED)

A raw talent who grew from 210 pounds to 242 pounds in less than one year in the Oklahoma State strength and conditioning program ... Showed the ability to make plays in practice as a member of the scout team during his redshirt year, but missed most of 2015 to injury.

2015 (Freshman): Missed most of the season due to injury, but did play in the season opener at Central Michigan, against Baylor and against Ole Miss in the Sugar Bowl ... Did not record any statistics.

2014: Redshirt

High School: Coached by Brady Carney at Muenster ... Finished his senior year with 58 tackles, 14 tackles for loss, nine sacks, four forced fumbles, three fumble recoveries and an interception that he returned for a touchdown ... Also had 40 receptions for 976 yards and 12 touchdowns on offense ... *Associated Press Sports Editors* honorable mention Class A all-state, *Waco Tribune* top 100 Texas recruit and first-team all-district Division II as a senior ... *Associated Press Sports Editors* first team Class A all-state and first team all-district Division II as a junior ... First team all-district, Division II as a sophomore ... Also held offers from Boise State, North Texas, SMU, UTSA and UTEP ... Averaged a double-double in basketball, earning All-State honors ... Qualifying for the state meet in track and field ... Ran the 100-meter dash in 11.6 seconds and holds a long jump of 22-00.5 inches ... Also played baseball.

Personal: Cole Aaron Walterscheid was born Oct. 25, 1995, in Muenster, Texas ... Son of Mel and April Walterscheid ... Management major.



PLAYER BIOS



OKLAHOMA STATE
COWBOYS



28 JAMES WASHINGTON

RECEIVER | 6-0 | 205 | JUNIOR
STAMFORD, TEXAS/STAMFORD

2015 Second-Team All-Big 12 (Coaches)

2015 Second-Team All-Big 12 (Associated Press)

2015 Biletnikoff Award Watch List

School record holder - career yds/reception (min 60 rec.)

2015 Earl Campbell Tyler Rose Award semifinalist

2015 OSU Outstanding Offensive Player

Career Highs

Receptions	7, twice, last vs. Oklahoma, 2015
Receiving Yards	200 at Texas Tech, 2015
Long Reception	74 vs. TCU, 2015

A second-team All-Big 12 selection by both the coaches and the media last year (the two first-team picks were both finalists for the Biletnikoff Award presented to the nation's top receiver and have since departed), a strong case can be made for Washington as the Big 12's top receiver heading into 2016 ... He is the conference's only returning 1,000-yard receiver and led all returning Big 12 wideouts in yards per game and touchdowns last season.

2015 (Sophomore): A second-team All-Big 12 selection, behind only a pair of Biletnikoff Award finalists in Corey Coleman from Baylor and Josh Doctson from TCU ... Midseason addition to the watch list for the Biletnikoff Award, given to the nation's top receiver ... Recipient of OSU's Thurman Thomas Award, given by the coaches to the team's outstanding offensive players ... Led the nation with four 70-plus yard receptions and ranked 10th nationally with 20.5 yards per catch ... His 10 receiving touchdowns were good for 17th in the nation ... With 1,087 receiving yards, he became one of only four underclassmen ever at OSU to post a 1,000-yard receiving season, joining Rashaun Woods (2001), Dez Bryant (2008) and Justin Blackmon (2010) ... Reached 100 yards receiving five times and led the team with 17 explosive plays from scrimmage (20+ yard gains) ... Second on the team with 53 receptions ... Went for 100 receiving yards or more in four of his last six regular season games. All five of his 100-yard games came against Big 12 opposition ... Scored touchdowns on four consecutive touches with gains of 75, 73, 48, and 50 yard in wins over Texas Tech and TCU ... Named Big 12 offensive player of the week after recording a career-high 200 receiving yards, including two 70-plus yard touchdown plays in the fourth quarter, in OSU's win over Texas Tech in Lubbock ... His 50.0 yards per reception that day set a school record (min. 3 receptions) ... Named Earl Campbell Tyler Rose Award National Player of the Week after catching five passes for 184 yards and three touchdowns in OSU's win over TCU ... OSU's co-offensive player of the game vs. Kansas ... OSU's offensive player of the game vs. Texas Tech.

2014 (Freshman): Led the team with six touchdown catches, a mark that ranked fourth nationally among true freshmen ... Was eighth in the Big 12 and 47th nationally

with 16.3 yards per reception ... Turned in the most productive receiving day for a Cowboy freshman since Dez Bryant when he made four catches for 114 yards and a touchdown against a Baylor squad that entered the game ranked 14th nationally in total defense ... Highlighted by a 68-yard touchdown reception, Washington's 114 receiving yards were the third-most ever for an OSU freshman, trailing only Bryant's 155 yards vs. Kansas and 117 yards vs. Indiana in 2007 ... Washington joined Bryant, Marcellus Rivers and Hart Lee Dykes as the only freshmen in OSU history to post a 100-yard receiving day ... Made three catches for 87 yards and two touchdowns in OSU's win over Texas Tech ... Made a highlight-reel one-handed touchdown grab in the endzone as part of the Cowboys' win over Washington in the Cactus Bowl... Added touchdown grabs against UTSA and Texas ... Offensive recipient of the team's Russell Okung Award presented to the outstanding newcomer.

High School: Coached by Wayne Hutchinson at Stamford HS... Finished his senior year as a 2013 Class 1A state champion in Texas, racking up 73 catches for 1,331 yards and 24 touchdowns ... Also played defense, recording 42 tackles and seven interceptions ... First-team selection on *Dave Campbell's Texas Football* 2013 all-Texas team in addition to being named Class 1A Texas player of the year by the publication ... Finished his junior year with 78 receptions for 1,172 yards and 22 scores to help lead Stamford to the state title, earning first team all-district and first team all-state honors along the way ... District MVP in basketball and was a first-team all-district and first-team all-region tennis player who played in the state doubles quarterfinals ... Also played basketball and was a member of Stamford student council ... Held offers from Texas, TCU, Texas Tech and Texas State.





PLAYER BIOS

Personal: James Edward Washington, Jr. was born April 2, 1996, in Abilene, Texas ... Son of James and Chrysta Washington ... Agribusiness major with an option in farm and ranch management.

Washington's 2014 Game-by-Game Receiving Stats

Date	Opponent	No.	Yds.	TD	Long
Aug. 30	vs. Florida State	1	5	0	5
Sept. 6	Missouri State	0	0	0	0
Sept. 13	UTSA	1	33	1	33
Sept. 25	Texas Tech	3	87	2	39
Oct. 4	Iowa State	2	3	0	3
Oct. 11	at Kansas	2	17	0	9
Oct. 18	at TCU	0	0	0	0
Oct. 25	West Virginia	5	87	0	38
Nov. 1	at Kansas State	3	33	0	17
Nov. 15	Texas	3	19	1	8
Nov. 22	at Baylor	4	114	1	68
Dec. 6	at Oklahoma	2	25	0	21
Jan. 2	vs. Washington	2	33	1	28

Washington's 2015 Game-by-Game Receiving Stats

Date	Opponent	No.	Yds.	TD	Long
Sept. 3	at Central Michigan	2	19	0	16
Sept. 12	Central Arkansas	3	59	0	40
Sept. 19	UTSA	3	35	0	20
Sept. 26	at Texas	4	42	0	15
Oct. 3	Kansas State	7	100	1	32
Oct. 10	at West Virginia	2	30	0	22
Oct. 24	Kansas	6	103	1	43
Oct. 31	at Texas Tech	4	200	2	73
Nov. 7	TCU	5	184	3	74
Nov. 14	at Iowa State	4	48	0	19
Nov. 21	Baylor	5	88	2	39
Nov. 28	Oklahoma	7	169	1	72
Jan. 1	vs. Ole Miss	1	10	0	10

Washington's Career Receiving Stats

Year	G	Rec.	Yds.	Avg.	TD	Long	Avg./G
2014	13	28	456	16.3	6	68	35.1
2015	13	53	1087	20.5	10	74	83.6
Career	26	81	1543	19.0	16	74	59.3

Washington's Career Special Teams Stats

Year	GP	KR	Yds	Avg	TD	Long	PR	Yds	Avg	TD	Long
2015	13	3	59	19.7	0	27	0	0	0.0	0	0
Career	13	1	22	22.0	0	22	0	0	0.0	0	0



45 CHAD WHITENER
LINEBACKER | 6-0 | 248 | R-JUNIOR
MANSFIELD, TEXAS/MANSFIELD/CALIFORNIA

Pronounced WHITE-ner

2015 First Team All-Big 12 (San Antonio Express-News)
2015 Second Team Academic All-Big 12

Junior College: Played in eight games as a sophomore, recording 35 tackles, nine tackles for loss and six sacks ... Added two forced two fumbles, a fumble recovery and an interception ... Played in all eight games as a freshman, totaling 26 tackles, seven tackles for loss and 3.5 sacks ... Also forced three fumbles, recovered two fumbles and made one interception.

High School: Played for Rick Rhoades at Cameron Yoe ... Named first team all-district and all-state ... Defensive MVP of the 2013 state title game ... Won state titles in 2012 and 2013.

Personal: Tralund Webber was born April 11, 1996, in Cameron, Texas ... Son of Shereba Webber and Nicholas Tezino ... Undeclared major.



89 TRALUND WEBBER
DEFENSIVE END | 6-5 | 250 | JUNIOR
CAMERON, TEXAS/CAMERON YOE/
BLINN COLLEGE

Pronounced TRAY-luhnd

Ranked as a three-star prospect by most recruiting services ... 247sports.com listed him as the No. 4 junior college defensive end prospect nationally, while ESPN had him at No. 10 ... Chose Oklahoma State over reported offers from Oklahoma, Arizona State, Cincinnati, Iowa State and Minnesota, among others.

Career Highs

Tackles	19 vs. Baylor, 2015
Tackles for Loss	3.0 vs. Kansas State, 2015
Sacks	2.0 vs. Kansas State, 2015
Interceptions	2 vs. TCU, 2015

Native Texan who started his career at California in 2013 before transferring to OSU in the summer of 2014 ... Performed well after stepping into the starting lineup midway through 2015, at one point earning national defensive player of the week honors after snagging two interceptions vs. TCU.

2015 (Sophomore): First-team All-Big 12 performer as selected by the *San Antonio Express-News* ... Second team Academic All-Big 12 honoree ... OSU's third-leading tackler with 93 tackles despite not starting the first five games of the season ... Lit up the rest of the stat sheet as well with 7.5 tackles for loss, 2.0 sacks, two interceptions, a quarterback hurry, a forced fumble and a fumble recovery ... Played in game and started the last eight ... Took over the starting job at West Virginia after Ryan Simmons was lost due to injury ... Led the team with a career-high 19 tackles vs. Baylor ... Picked off TCU's Trevone Boykin twice in the second half, returning one for a touchdown and the other to the 1-yard line to set up a touchdown ... Earned FWAA National Player of the Week, Big 12 Defensive Player of the Week and OSU's defensive player of the game for that performance ... Led the team with nine tackles, 3.0 tackles for loss and a pair of crucial sacks in OSU's two-point win over KSU ... Excelled in his first game as a starter, logging 11 tackles, a forced fumble and a recovery at West Virginia ... Had five tackles against Ole Miss in the Sugar Bowl.





PLAYER BIOS

2014: Redshirt

2013 (Freshman): Logged six tackles (four unassisted as a freshman playing for California ... Recorded a tackle for loss and a fumble recovery against Oregon State ... Set a season high with three tackles against USC.

High School: Well-respected product who totaled 334 tackles, 8.0 sacks, three forced fumbles, two fumble recoveries and one interception during his three seasons at Mansfield HS ... Played in the Offense-Defense All-American Bowl after recording 145 tackles, 15.0 tackles for loss, 4.0 sacks, one interception and a career-high two forced fumbles as a senior in 2012 ... North Texas defensive player of the year by the First Down Club ... Participated at the U.S. Army All-American combine in January of 2012 ... Named the district 5-5A defensive co-MVP as a 2011 junior when he recorded 195 tackles, 4.0 sacks, two interceptions, two fumble recoveries and one forced fumble ... Registered 96 tackles during his 2010 sophomore campaign when he was named the 5A region I District 5-5A newcomer of the year and sophomore defensive player of the year, while also adding his team's sophomore defensive MVP honors and all-academic recognition ... Three-star recruit according to *247Sports*, *ESPN*, *PrepStar*, *Rivals* and *Scout*.

Personal: Chad Nishino Whitener was born Nov. 22, 1994 ... Son of Charles and Reikio Whitener ... Management major.

Whitener's Career Stats

Year	GP	UT-AT-TT	TFL	Sacks	INT	PBU	QBH	FF	FR	BK
2013	12	4-2-6	1.0	0	0	0	0	0	1	0
2014										
2015	13	58-35-93	7.5	2.0	2	0	1	1	1	0
Career	25	62-37-99	8.5	2.0	2	0	1	1	2	0



56 LARRY WILLIAMS
OFFENSIVE LINEMAN | 6-4 | 318 | R-JUNIOR
WILMINGTON, N.C./LANEY/EAST CAROLINA/
HUTCHINSON CC

Ranked as a three-star prospect by *247sports.com* and *Scout.com* ... Topped the chart in both height and weight for Hutchinson last year ... Possesses great strength and has put up impressive numbers in the weight room ... Comes from the same high school as basketball legend Michael Jordan.

2015 (at HCC): Started all 11 games for coach Rion Rhoades at Hutchinson Community College, playing at left

tackle and on special teams ... A first team selection on the NJCAA All-America team, becoming the first Blue Dragon offensive lineman to earn All-America honors since 1998 ... The fourth HCC offensive lineman in team history to earn first-team All-America honors ... First-team selection to the 2015 KJCCC All-Conference team ... Helped the Blue Dragons lead the Jayhawk Conference and rank eighth nationally in rushing at 244.8 yards per game ... Hutchinson running backs rushed for 32 touchdowns behind him and the rest of the offensive line.

2014 (at ECU): Saw action in all 13 games, primarily on special teams ... Played on several units, mostly in a blocking role ... Tallied a pair of tackles on the coverage squad during the season opener against North Carolina Central.

2013 (at ECU): Redshirt. Played on the offensive scout team.

High School: Totaled 56 tackles, including 33 solo stops, one sack and two fumble recoveries as a senior team captain for head coach Greg Ditz at Laney High School ... Helped the Buccaneers to a 5-5 regular season record and an appearance in the North Carolina High School Athletic Association 4AA playoffs ... A three-star recruit and a top 50 North Carolina prospect according to *ESPN.com* ... A two-time Wilmington Star News All-Area first team selection as an offensive lineman ... Also earned first team All-Mideastern Conference honors as a junior in 2011 after contributing to LHS's 8-4 record and second-round playoff appearance ... Victory against Wakefield in the opening round was the school's first post-season win since 2001 ... Finished his junior campaign with 32 stops (28 solo, six tackles for loss) and graded out at 88 percent for play on the offensive line ... Defensive efforts in 2011 include an eight-tackle performance against Hoggard and a seven-stop day against J.H. Rose ... Was a two-way starter as a sophomore, junior and senior after playing at the junior varsity level as a freshman ... Participated in the 2011 Shrine Bowl Combine ... Also a standout letterman on the mat, finishing seventh in the NCHSAA state wrestling tournament at 285 pounds as a junior ... As a senior, helped Buccaneers to the Mideastern 4A Conference Dual Meet Wrestling championship, defeating Hoggard (51-21), J. H. Rose (65-10), New Hanover (70-12) and three-time defending champion New Bern (45-23) to take the title ... Won all five 285-pound matches, including two pins, to help claim the championship ... Also took first place in the 285-pound class at the Battle at the Beach, leading team to a first-place finish among eight squads ... Picked up additional varsity letters in track.

Personal: Larry Alexander Williams was born as a triplet on Feb. 22, 1995, in Wilmington, N.C. ... Son of Larry and Pam Williams ... University studies/education major.



8 RODARIUS WILLIAMS
CORNERBACK | 6-0 | 172 | FRESHMAN
SHREVEPORT, LA./CALVARY BAPTIST

Pronounced roh-DARE-ee-us

A three-star prospect by the recruiting services ... Ranked as the No. 35 cornerback prospect in the nation by and the No. 34 overall prospect in Louisiana by *ESPN* ... Chose Oklahoma State over reported offers from Oklahoma, Baylor, Nebraska, Mississippi State, California, Arizona and Arizona State, among several others.

High School: Played for coach John Bachman, Sr., at Calvary Baptist Academy ... Finished his senior season with 38 total tackles and led the team with five passes defended and four interceptions, two of which he returned for touchdowns ... Also forced a fumble, returned a kickoff for 46 yards and caught two passes for 81 yards ... Was an all-district and all-state selection ... Junior stats included 31 tackles, five interceptions, six passes defended, one fumble recovery and two pick-sixes ... Also a standout basketball player and competed on the track and field team.

Personal: Rodarius Williams was born Sept. 12, 1996, in Shreveport, La. ... Son of Lakesha Williams ... His brother, Andraez, plays for LSU ... Undeclared major.



58 BRETT WILSON
OFFENSIVE LINE | 6-2 | 265 | R-FRESHMAN
CASHION, OKLA./CASHION

A walk-on who has contributed on the scout team.

2015: Redshirt

High School: Played for coach Lynn Shackelford at Cashion ... As a senior, named to the OCA all-state team, *The Oklahoman* all-state second team, the all-district team and his team's MVP ... Started on a line that helped Cashion finish as state runner-up as a senior and state quarterfinalist as a junior ... Junior year accolades included an all-district selection and team offensive MVP award ... Also played baseball ... Valedictorian of his senior class, four superintendents honor roll selections, a 31 ACT score



PLAYER BIOS

and a 4.0 overall GPA ... An active member of student council, Fellowship of Christian Athletes and National Honor Society.

Personal: Brett Wilson was born Aug. 24, 1996, in Oklahoma City, Okla. ... Son of Chad and Heather Wilson ... Biological science major.



OKLAHOMA STATE
COWBOYS



72 JOHNNY WILSON

OFFENSIVE LINE | 6-3 | 305 | R-FRESHMAN
MIDLAND, TEXAS/MIDLAND CHRISTIAN

Competed as a member of the scout team in 2015.

2015: Redshirt.

High School: Played for coach Greg McClendon at Midland Christian ... A four-star prospect by *ESPN*, which ranked him as the No. 34 offensive tackle nationally ... Honored on the TAPPS Division I all-state first team as a senior, junior and sophomore and received second team honors as a freshman ... All-district first team all four years of high school ... Named to the academic all-state team ...

Competed in track and field as well ... Early commitment that accepted first scholarship offer from Oklahoma State.

Personal: Johnny Lewis Wilson was born March 30, 1997, in Midland, Texas ... Son of Kevin and Leslie Wilson ... Father, Kevin played college football and mother, Leslie, played college basketball ... Undeclared major.



OKLAHOMA STATE
COWBOYS



74 MICHAEL WILSON

OFFENSIVE LINE | 6-6 | 305 | R-SENIOR
ALEDO, TEXAS/ALEDO

Has started the last 21 games, dating back to his sophomore season and has played four of the five offensive line positions during his time at Oklahoma State.

2015 (Junior): Started every game at left guard after shuffling positions multiple times in 2014 ... Helped the Cowboy offense improve from 27.6 points per game and 378.8 yards per game in 2014 to 39.5 points per game and 480.0 yards per game in 2015 ... With Wilson contributing, the Cowboys surrendered eight less sacks than the previous season.

2014 (Sophomore): Was thrust into the starting lineup after Zachary Crabtree sustained an injury in week five against Iowa State, then went on to start every game from that point on, logging four starts at right tackle, one start at left guard, one start at right guard and two starts at left tackle ... Started and played all game during OSU's Bedlam Series win over No. 18 Oklahoma in Norman.

2013 (Freshman): Saw action against Iowa State and Kansas ... Played five snaps against the Cyclones and eight against the Jayhawks.

2012: Redshirt.

High School: Member of the *Texas Football Magazine* Super Team whom OSU swiped from Texas A&M's commitment list ... Played on three straight 4A Division II state championship teams ... A member of the *Fort Worth Star-Telegram* Super Team after recording 43 knockdown blocks as a senior ... Ranked as the No. 79 prospect in Texas by *SuperPrep* and No. 61 in the state by *Rivals*, which also considered him No. 49 in the country at his position ... Was the No. 22 national recruit at his position, according to *Scout*, which also placed him among the top 50 players in the state of Texas ... Class 4A all-state selection ... Also a basketball and track athlete.

Personal: Michael Wilson was born Sept. 27, 1993, in Fort Worth ... Son of Mike and Becky Wilson ... University studies/arts and sciences major.



OKLAHOMA STATE
COWBOYS



11 KEONDRE WUDTEE

QUARTERBACK | 6-4 | 195 | FRESHMAN
BOSSIER CITY, LA./PARKWAY

Pronounced kee-AWN-dray WOOD-tee

Ranked as a three-star prospect by most major recruiting services ... Listed as the No. 20 pro-style quarterback prospect in the country by *247sports.com* and as the No. 34 dual-threat quarterback prospect by *ESPN* ... Chose Oklahoma State over reported offers from TCU, Missouri, Houston and Louisiana Tech, among others.

High School: Played for coach David Feaster at Parkway ... Led his team to a 12-2 record as a senior, throwing for more than 3,000 yards and 29 touchdowns with only nine interceptions and a 58 percent completion rate ... A first team all-district selection, a team MVP and an honorable mention all-state selection ... Also played basketball and competed on the track and field team.

Personal: Keondre Lamar Wudtee was born Oct. 17, 1997, in Japan ... Son of Charles and Luisa Wudtee ... As part of a military family, he has lived in Japan, Germany and Louisiana ... Undeclared major.



Michael Wilson



Opponents

Oklahoma State hosts Texas, West Virginia,
Texas Tech, Iowa State, Pittsburgh,
Central Michigan and Southeastern Louisiana
and goes on the road to battle Oklahoma, Baylor,
TCU, Kansas State and Kansas






2016 OPPONENT CAPSULES

GAME ONE	SE LOUISIANA
	Sept. 3, 2016 Boone Pickens Stadium (60,218)

Location	Hammond, La.
Head Coach	Ron Roberts (UT Martin, 1990)
Record at School/Years	29-20/5th year
Career Record/Years	76-36/10th year
2015 Record	4-7
2015 Conference Record/Finish	3-6/T8th
Football SID	Kemmler Chapple
Office	(985) 549-3221
Cell	(985) 974-5466
Email	kemmler.chapple@selu.edu
Website	LionSports.net
Conference Website	southland.org

SERIES CAPSULE VS. SE LOUISIANA


Series History	Never met
At Neutral	0-0
In Stillwater	0-0
In Hammond	0-0
First Meeting	Never met
Last Meeting	Never met
Last OSU Win	Never met
Last Southeastern Louisiana Win	Never met
Gundy vs. Southeastern Louisiana	0-0
Roberts vs. OSU	0-0

GAME FOUR	BAYLOR
	Sept. 24, 2016 McLane Stadium (45,140)

Location	Waco, Texas
Head Coach	Jim Grobe (Virginia, 1975)
Record at School/Years	0-0/1st year
Career Record/Years	110-115-1/20th year
2015 Record	10-3
2015 Conference Record/Finish	6-3/4th
Football Contact	Heath Nielsen
Office	(254) 710-2743
Cell	(254) 709-4237
Email	heath_nielsen@baylor.edu
Website	www.baylorbears.com
Conference Website	big12sports.com

SERIES CAPSULE VS. BAYLOR


Series History	OSU leads, 19-15
In Waco	Baylor leads, 8-6
In Stillwater	OSU leads, 12-5
At Neutral	Baylor leads, 2-1
First Meeting (1914)	OSU 60, Baylor 0
Last Meeting (2015)	Baylor 45, OSU 35
Last OSU Win (2013)	OSU 49, Baylor 17
Last Baylor Win (2015)	Baylor 45, OSU 35
Gundy vs. Baylor	7-4
Grobe vs. OSU	0-0

GAME TWO	CENT. MICHIGAN
	Sept. 10, 2016 Boone Pickens Stadium (60,218)

Location	Mount Pleasant, Mich.
Head Coach	John Bonamego (Central Michigan, 1987)
Record at School/Years	7-6/2nd year
Career Record/Years	7-6/2nd year
2015 Record	7-6
2015 Conference Record/Finish	6-2/4th MAC West
Football SID	Rob Wyman
Office	(989) 774-7614
Cell	248-953-6471
Email	wyman1rd@cmich.edu
Website	cmuchippewas.com
Conference Website	mac-sports.com

SERIES CAPSULE VS. CENTRAL MICHIGAN


Series History	OSU leads, 1-0
At Neutral	0-0
In Mount Pleasant	OSU leads, 1-0
In Stillwater	0-0
First Meeting (2015)	OSU 24, Central Michigan 13
Last Meeting (2015)	OSU 24, Central Michigan 13
Last OSU Win (2015)	OSU 24, Central Michigan 13
Last Central Michigan Win	N/A
Gundy vs. Central Michigan	1-0
Bonamego vs. OSU	0-1

GAME FIVE	TEXAS
	Oct. 1, 2016 Boone Pickens Stadium (60,218)

Location	Austin, Texas
Head Coach	Charlie Strong (Central Arkansas, 1982)
Record at School/Years	11-14/3rd year
Career Record/Years	48-29/7th year
2015 Record	5-7
2015 Conference Record/Finish	4-5/T5th
Football Contact	John Bianco
Office:	(512) 471-1346
Cell:	(512) 748-9315
Email	john.bianco@athletics.utexas.edu
Website	texasports.com
Conference Website	big12sports.com

SERIES CAPSULE VS. TEXAS


Series History	Texas leads, 24-6
In Stillwater	Texas leads, 8-1
In Austin	Texas leads, 15-5
At Neutral	Texas leads, 1-0
First Meeting (1916)	Texas 14, OSU 6
Last Meeting (2015)	OSU 30, Texas 27
Last OSU Win (2015)	OSU 30, Texas 27
Last Texas Win (2014)	Texas 28, OSU 7
Gundy vs. Texas	4-7
Strong vs. OSU	1-1

GAME THREE	PITTSBURGH
	Sept. 17, 2015 Boone Pickens Stadium (60,218)

Location	Pittsburgh, Pa.
Head Coach	Pat Narduzzi (Rhode Island, 1990)
Record at School/Years	8-5/2nd year
Career Record/Years	8-5/2nd year
2015 Record	8-5
2015 Conference Record/Finish	6-2/2nd Coastal
Football SID	E.J. Borghetti
Office	(412) 648-8240
Cell	(412) 491-5110
Email	eborghetti@athletics.pitt.edu
Website	PittsburghPanthers.com
Conference Website	TheACC.com

SERIES CAPSULE VS. PITTSBURGH

Series History	Never met
At Neutral	0-0
In Stillwater	0-0
In Pittsburgh	0-0
First Meeting	Never met
Last Meeting	Never met
Last OSU Win	Never met
Last Pittsburgh Win	Never met
Gundy vs. Pittsburgh	0-0
Narduzzi vs. OSU	0-0

GAME SIX	IOWA STATE
	Oct. 8, 2016 Boone Pickens Stadium (60,218)


Location	Ames, Iowa
Head Coach	Matt Campbell (Mount Union, 2002)
Record at School/Years	0-0/1st year
Career Record/Years	35-15/5th season
2015 Record	3-9
2015 Conference Record/Finish	2-7/9th
Football Contact	Mike Green
Office	(515) 294-7019
Cell	(515) 460-4804
Email	mgreen@iastate.edu
Website	cyclones.com
Conference Website	big12sports.com

SERIES CAPSULE VS. IOWA STATE

Series History	OSU leads, 29-18-3
In Stillwater	OSU leads, 16-6-2
In Ames	OSU leads, 13-12-1
At Neutral	0-0
First Meeting (1926)	OSU 13, Iowa State 0
Last Meeting (2015)	OSU 35, Iowa State 31
Last OSU Win (2015)	OSU 35, Iowa State 31
Last ISU Win (2011)	Iowa State 37, OSU 31
Gundy vs. ISU	6-2
Campbell vs. OSU	0-0




2016 OPPONENT CAPSULES

GAME SEVEN	KANSAS
	Oct. 22, 2016 Memorial Stadium (50,071)

Location	Lawrence, Kan.
Head Coach	David Beaty (Lindenwood, 1994)
Record at School/Years	0-12/2nd year
Career Record/Years	0-12/2nd year
2015 Record	0-12
2015 Conference Finish	0-9/10th
Football Contact	Katy Lonergan
Office	(785) 864-7314
Cell	(785) 691-7026
Email	katyl@ku.edu
Website	kuathletics.com
Conference Website	big12sports.com

SERIES CAPSULE VS. KANSAS


Series History	OSU leads, 35-29-2
In Lawrence	OSU leads, 20-15-1
In Stillwater	OSU leads, 15-14-1
At Neutral	0-0
First Meeting (1923)	Kansas 9, OSU 0
Last Meeting (2015)	OSU 58, Kansas 10
Last OSU Win (2015)	OSU 58, Kansas 10
Last Kansas Win (2007)	Kansas 43, OSU 28
Gundy vs. Kansas	7-1
Beaty vs. OSU	0-1

GAME 10	TEXAS TECH
	Nov. 12, 2016 Boone Pickens Stadium (60,218)

Location	Lubbock, Texas
Head Coach	Kliff Kingsbury (Texas Tech, 2001)
Record at School/Years	19-19/4th year
Career Record/Years	Same
2015 Record	7-6
2015 Conference Record/Finish	4-5/T5th
Football Contact	TBA
Office	(806) 742-2770
Cell	TBA
Email	TBA
Website	www.texas-tech.com
Conference Website	big12sports.com

SERIES CAPSULE VS. TEXAS TECH


Series History	Texas Tech leads, 21-19-3
In Stillwater	OSU leads, 11-7
In Lubbock	Texas Tech leads, 12-6-2
At Neutral	OSU leads, 2-2-1
First Meeting (1935)	Texas Tech 14, OSU 0
Last Meeting (2015)	OSU 70, Texas Tech 53
Last OSU Win (2015)	OSU 70, Texas Tech 53
Last Tech Win (2008)	Texas Tech 56, OSU 20
Gundy vs. Texas Tech	9-2
Kingsbury vs. OSU	0-3

GAME EIGHT	WEST VIRGINIA
	Oct. 29, 2016 Boone Pickens Stadium (60,218)

Location	Morgantown, W.Va.
Head Coach	Dana Holgorsen (Iowa Wesleyan, 1993)
Record at School/Years	36-28/6th year
Career Record/Years	Same
2015 Record	8-5
2015 Conference Record/Finish	4-5/T5th
Football Contact	Mike Montoro
Office	(304) 293-2821
Cell	(304) 216-3834
Email	Mike.Montoro@mail.wvu.edu
Website	wvusports.com
Conference Website	big12sports.com

SERIES CAPSULE VS. WEST VIRGINIA


Series History	West Virginia leads, 4-3
In Stillwater	West Virginia leads, 2-1
In Morgantown	West Virginia leads, 2-1
At Neutral	OSU leads, 1-0
First Meeting (1928)	West Virginia 32, OSU 6
Last Meeting (2015)	OSU 33, West Virginia 26 (OT)
Last OSU Win (2015)	OSU 33, West Virginia 26 (OT)
Last West Virginia Win (2014)	West Virginia 34, OSU 10
Gundy vs. West Virginia	2-2
Holgorsen vs. OSU	2-2

GAME 11	TCU
	Nov. 19, 2016 Amon G. Carter Stadium (45,000)

Location	Fort Worth, Texas
Head Coach	Gary Patterson (Kansas State, 1983)
Record at School/Years	143-47/16th year
Career Record/Years	Same
2015 Record	11-2
2015 Conference Record/Finish	7-2/T2nd
Football Contact	Mark Cohen
Office	(817) 257-5394
Cell	(817) 343-2017
Email	m.cohen@tcu.edu
Website	gofrogs.com
Conference Website	big12sports.com

SERIES CAPSULE VS. TCU


Series History	OSU leads, 14-10-2
In Fort Worth	TCU leads, 6-4-2
In Stillwater	OSU leads, 9-3-0
At Neutral	Series tied, 1-1-0
First Meeting (1915)	OSU 13, TCU 0
Last Meeting (2015)	OSU 49, TCU 29
Last OSU Win (2015)	OSU 49, TCU 29
Last TCU Win (2014)	TCU 42, OSU 9
Gundy vs. TCU	3-1
Patterson vs. OSU	1-3

GAME NINE	KANSAS STATE
	Nov. 5, 2016 Bill Snyder Family Stadium (50,000)

Location	Manhattan, Kan.
Head Coach	Bill Snyder (William Jewell, 1963)
Record at School/Years	193-101-1 /25th year
Career Record/Years	Same
2015 Record	6-7
2015 Conference Record/Finish	3-6/8th
Football Contact	Kenny Lannou
Office	(785) 532-7977
Cell	(785) 587-7867
Email	klannou@kstatesports.com
Website	kstatesports.com
Conference Website	big12sports.com

SERIES CAPSULE VS. KANSAS STATE

Series History	OSU leads, 38-24
In Manhattan	OSU leads, 17-15
In Stillwater	OSU leads, 21-9
At Neutral	0-0
First Meeting (1908)	K-State 40, OSU 10
Last Meeting (2015)	OSU 36, K-State 34
Last OSU Win (2015)	OSU 36, K-State 34
Last K-State Win (2014)	K-State 48, OSU 14
Gundy vs. K-State	5-3
Snyder vs. OSU	11-6

GAME 12	OKLAHOMA
	Dec. 3, 2016 Oklahoma Memorial Stadium (82,112)

Location	Norman, Okla.
Head Coach	Bob Stoops (Iowa, 1983)
Record at School/Years	179-46/18th year
Career Record/Years	Same
2014 Record	11-2
2014 Conference Record/Finish	8-1/1st
Football Contact	Mike Houck
Office	(405) 325-8227
Cell	(405) 249-5892
Email	mhouck@ou.edu
Website	soonersports.com
Conference Website	big12sports.com

SERIES CAPSULE VS. OKLAHOMA

Series History	Oklahoma leads, 84-19-7
In Norman	Oklahoma leads, 40-10-2
In Stillwater	Oklahoma leads, 38-7-5
At Neutral	Oklahoma leads, 6-2
First Meeting (1904)	Oklahoma 75, OSU 0
Last Meeting (2015)	Oklahoma 58, OSU 23
Last OSU Win (2015)	OSU 38, Oklahoma 35 (OT)
Last OU Win (2015)	Oklahoma 58, OSU 23
Gundy vs. Oklahoma	2-9
Stoops vs. OSU	13-4



SERIES HISTORY VS. 2016 OPPONENTS

Central Michigan

2015 W 24-13 A

Baylor

1914 W 60-0 H
 1915 L 6-12 A
 1916 L 7-10 H
 1917 L 0-17 A
 1920 L 0-7 A
 1922 L 0-10 H
 1936 L 0-13 H
 1938 L 6-20 N
 1939 L 0-13 H
 1942 L 12-18 N
 1972 W 20-7 H
 1974 L 14-31 A
 1983 W 24-14 N
 1994 L 10-14 A
 1996 W 37-17 H
 1997 W 24-14 A
 1998 W 24-10 H
 1999 W 34-14 A
 2000 W 50-22 H
 2001 W 38-22 A
 2002 W 63-28 H
 2003 W 38-21 A
 2004 W 49-21 H
 2005 L 34-44 A
 2006 W 66-24 H
 2007 W 45-14 A
 2008 W 34-6 H
 2009 W 34-7 A
 2010 W 55-28 H
 2011 W 59-24 H
 2012 L 34-41 A
 2013 W 49-17 H
 2014 L 28-49 A
 2015 L 35-45 H

Texas

1916 L 6-14 N
 1917 L 3-7 A
 1918 L 5-27 A
 1920 L 0-21 A
 1922 L 7-19 A
 1944 W 13-8 A
 1946 L 6-54 A
 1963 L 7-34 A
 1967 L 0-19 A
 1968 L 3-31 A
 1996 L 14-71 A
 1997 W 42-16 H
 1998 L 34-37 A
 1999 L 21-34 H
 2000 L 7-42 A
 2001 L 17-45 H
 2002 L 15-17 A
 2003 L 16-55 H
 2004 L 35-56 A
 2005 L 28-47 H
 2006 L 10-36 A
 2007 L 35-38 H
 2008 L 24-28 A
 2009 L 14-41 H
 2010 W 33-16 A
 2011 W 38-26 A
 2012 L 36-41 H
 2013 W 38-13 A
 2014 L 7-28 H
 2015 W 30-27 A

Iowa State

1926 W 13-0 A
 1960 L 6-13 H
 1961 L 7-14 A
 1962 L 7-34 H
 1963 L 28-33 A

1964 W 29-14 H
 1965 L 10-14 A
 1966 T 14-14 H
 1967 W 28-14 A
 1968 W 26-17 H
 1969 W 35-0 A
 1970 W 36-27 H
 1971 L 0-54 A
 1972 W 45-14 H
 1973 L 12-28 H
 1974 W 14-12 H
 1975 W 14-7 A
 1976 W 42-21 H
 1977 L 13-21 A
 1978 L 15-28 H
 1979 W 13-10 A
 1980 L 21-23 H
 1981 W 27-7 A
 1982 W 49-13 H
 1983 W 30-7 A
 1984 W 16-10 H
 1985 L 10-15 A
 1986 W 21-14 H
 1987 W 48-27 H
 1988 W 49-28 A
 1989 L 21-31 H
 1990 W 25-17 A
 1991 T 6-6 A
 1992 W 27-21 H
 1993 L 17-20 A
 1994 T 31-31 H
 1995 L 14-38 A
 1996 W 28-27 H
 1997 W 21-14 A
 2000 L 26-33 H
 2001 L 14-28 A
 2004 W 36-7 H
 2005 L 10-37 A
 2008 W 59-17 H
 2009 W 34-8 A
 2011 L 2ot 31-37 A
 2012 W 31-10 H
 2013 W 58-27 A
 2014 W 37-20 H
 2015 W 35-31 A

Kansas

1923 L 0-9 A
 1924 W 3-0 A
 1925 L 3-13 A
 1931 W 13-7 A
 1946 L 13-14 A
 1947 L 7-13 H
 1948 L 7-13 A
 1949 L 14-55 H
 1950 L 7-40 A
 1951 L 12-27 H
 1952 L 7-21 A
 1953 W 41-14 A
 1954 W 47-12 H
 1955 L 7-12 A
 1956 L 13-21 H
 1957 L 7-13 A
 1958 W 6-3 H
 1959 L 14-28 A
 1960 L 7-14 H
 1961 L 8-42 H
 1962 L 17-36 H
 1963 L 7-41 H
 1964 L 13-14 H
 1965 L 0-9 A
 1966 W 10-7 A
 1967 L 15-26 H
 1968 L 14-49 H
 1969 W 28-25 A
 1970 W 19-7 H
 1971 W 17-10 A

1972 L 10-13 H
 1973 T 10-10 A
 1974 W 24-13 H
 1975 W 35-19 A
 1976 W 21-14 H
 1977 W 21-0 A
 1978 W 21-7 H
 1979 W 30-17 A
 1980 W^ 14-14 H
 1981 W 20-7 A
 1982 T 24-24 H
 1983 W 27-10 A
 1984 W 47-10 H
 1985 W 17-10 A
 1986 W 24-6 H
 1987 W 49-17 A
 1988 W 63-24 H
 1989 W 37-34 A
 1990 L 30-31 H
 1991 L 0-31 H
 1992 L 18-26 A
 1993 L 6-13 H
 1994 L 14-24 A
 1995 L 17-22 H
 1998 W 38-28 A
 1999 W 45-13 H
 2002 W 55-20 A
 2003 W 44-21 H
 2006 W 42-32 A
 2007 L 28-43 H
 2010 W 48-14 A
 2011 W 70-28 H
 2012 W 20-14 A
 2013 W 42-6 H
 2014 W 27-20 A
 2015 W 58-10 H

West Virginia

1928 L 6-32 A
 1929 L 6-9 H
 1987 W 35-33 N
 2012 W 55-34 H
 2013 L 21-30 A
 2014 L 10-34 H
 2015 Wot 33-26 A

Kansas State

1908 L 10-40 A
 1909 L 0-9 A
 1911 L 0-11 H
 1917 L 0-23 A
 1927 W 25-18 A
 1928 L 6-13 H
 1936 L 0-31 H
 1947 W 12-0 H
 1948 W 42-6 H
 1949 W 26-14 A
 1950 W 41-0 H
 1955 W 28-0 H
 1956 W 27-7 A
 1958 W 14-7 H
 1959 W 27-21 A
 1960 W 28-7 A
 1961 W 45-0 H
 1962 W 30-6 A
 1964 L 14-17 A
 1965 W 31-7 H
 1966 W 21-6 A
 1967 W 49-14 H
 1968 L 14-21 A
 1969 W 28-19 H
 1970 L 15-28 A
 1971 L 23-35 H
 1972 W 45-14 A
 1973 W 28-9 H

1974 W 29-5 A
 1975 W 56-3 H
 1976 W 45-21 A
 1977 W 21-14 H
 1978 L 7-18 A
 1979 W 42-15 H
 1980 W 10-0 A
 1981 W 31-10 H
 1982 W 24-16 A
 1983 L 20-21 H
 1984 W 34-6 A
 1985 W 35-3 H
 1986 W 23-3 A
 1987 W 56-7 H
 1988 W 45-27 A
 1989 W 17-13 H
 1990 L 17-23 A
 1991 L 26-36 H
 1992 L 0-10 A
 1993 L 17-21 H
 1994 L 6-23 A
 1995 L 17-23 H
 1998 L 20-52 A
 1999 L 21-44 H
 2002 L 9-44 A
 2003 W 38-34 H
 2006 L 27-31 A
 2007 W 41-39 H
 2010 W 24-14 A
 2011 W 52-45 H
 2012 L 30-44 A
 2013 W 33-29 H
 2014 L 14-48 A
 2015 W 36-34 A

Texas Tech

1935 L 0-14 A
 1936 L 0-12 A
 1937 L 6-14 H
 1940 T 6-6 N
 1941 L 6-16 N
 1942 W 9-6 A
 1943 W 21-13 N
 1944 W 14-7 A
 1945 W 46-6 H
 1946 L 7-14 A
 1953 L 13-27 H
 1954 T 13-13 A
 1955 L 6-24 H
 1956 T 13-13 A
 1957 W 13-0 H
 1965 L 14-17 A
 1966 L 7-10 A
 1969 W 17-10 H
 1973 L 7-20 H
 1974 L 13-14 A
 1975 W 17-16 H
 1988 W 45-42 N
 1989 L 15-31 H
 1996 L 3-31 N
 1997 L 3-27 H
 1998 L 17-24 A
 1999 W 41-21 H
 2000 L 0-58 A
 2001 L 30-49 H
 2002 L 24-49 A
 2003 W 51-49 H
 2004 L 15-31 A
 2005 W 24-17 H
 2006 L 24-30 A
 2007 W 49-45 H
 2008 L 20-56 A
 2009 W 24-17 H
 2010 W 34-17 A
 2011 W 66-6 A
 2012 W 59-21 H
 2013 W 52-34 A

2014 W 45-35 H
 2015 W 70-53 A

TCU

1915 W 13-0 A
 1919 W 14-7 A
 1921 W 28-21 H
 1922 L 14-22 A
 1923 L 6-7 H
 1924 L 10-17 A
 1925 W 22-7 H
 1926 L 0-3 A
 1943 L 0-25 N
 1944 W 34-0 N
 1945 W 25-12 A
 1946 W 7-6 H
 1947 W 14-7 A
 1948 L 14-21 H
 1949 T 33-33 A
 1950 W 13-7 H
 1970 W 34-20 H
 1971 T 14-14 A
 1990 L 21-31 A
 1991 L 21-24 H
 1992 L 11-13 A
 1993 W 27-22 H
 2012 W 36-10 H
 2013 W 24-10 H
 2014 L 9-42 A
 2015 W 49-29 H

Oklahoma

1904 L 0-75 N
 1906 L 0-23 H
 1907 L 0-67 A
 1908 L 0-18 H
 1910 L 0-12 A
 1911 L 0-22 H
 1912 L 0-16 A
 1913 L 0-7 H
 1914 L 6-28 A
 1915 L 7-26 N
 1916 L 7-41 N
 1917 W 9-0 N
 1918 L 0-27 N
 1919 L 6-33 N
 1920 L 0-36 H
 1921 L 0-6 A
 1922 T 3-3 H
 1923 L 0-12 A
 1924 W 6-0 H
 1925 L 0-35 A
 1926 T 14-14 H
 1927 W 13-7 A
 1928 L 0-46 H
 1929 T 7-7 A
 1930 W 7-0 H
 1931 T 0-0 A
 1932 W 7-0 H
 1933 W 13-0 A
 1934 T 0-0 H
 1935 L 0-25 A
 1936 L 13-35 H
 1937 L 0-16 A
 1938 L 0-19 H
 1939 L 0-41 A
 1940 L 27-29 A
 1941 L 0-19 A
 1942 T 0-0 H
 1943 L 13-22 N
 1944 W 28-6 N
 1945 W 47-0 A
 1946 L 12-73 H
 1947 L 13-21 A
 1948 L 15-19 H
 1949 L 0-41 A
 1950 L 14-41 H

1951 L 6-41 A
 1952 L 7-54 H
 1953 L 7-42 A
 1954 L 0-14 H
 1955 L 0-53 A
 1956 L 0-53 H
 1957 L 6-53 A
 1958 L 0-7 H
 1959 L 7-17 A
 1960 L 6-17 H
 1961 L 13-21 A
 1962 L 6-37 A
 1963 L 10-34 A
 1964 L 16-21 H
 1965 W 17-16 A
 1966 W 15-14 H
 1967 L 14-38 A
 1968 L 7-41 H
 1969 L 27-28 H
 1970 L 6-66 A
 1971 L 14-58 H
 1972 W^ 15-38 A
 1973 L 18-45 H
 1974 L 13-44 A
 1975 L 7-27 H
 1976 W 31-24 A
 1977 L 28-61 H
 1978 L 7-62 A
 1979 L 7-38 H
 1980 L 14-63 A
 1981 L 3-27 H
 1982 L 9-27 A
 1983 L 20-21 H
 1984 L 14-24 A
 1985 L 0-13 H
 1986 L 0-19 A
 1987 L 10-29 A
 1988 L 28-31 H
 1989 L 15-37 A
 1990 L 17-31 H
 1991 L 6-21 A
 1992 T 15-15 H
 1993 L 0-31 A
 1994 L 14-33 H
 1995 W 12-0 A
 1996 L 17-27 H
 1997 W 30-7 A
 1998 W 41-26 H
 1999 L 7-44 A
 2000 L 7-12 H
 2001 W 16-13 A
 2002 W 38-28 H
 2003 L 9-52 A
 2004 L 35-38 H
 2005 L 14-42 A
 2006 L 21-27 H
 2007 L 17-49 A
 2008 L 41-61 H
 2009 L 0-27 A
 2010 L 41-47 H
 2011 W 44-10 H
 2012 L ot 48-51 A
 2013 L 24-33 H
 2014 Wot 38-35 A
 2015 L 23-58 H

**Oklahoma later forfeited, giving the win to Oklahoma State*



SERIES RECORD VS. ALL OPPONENTS

Opponent	Overall W-L-T	Home W-L-T	Away W-L-T	Neutral W-L-T	Opponent	Overall W-L-T	Home W-L-T	Away W-L-T	Neutral W-L-T
Air Force	0-1-1	0-1-1	0-0-0	0-0-0	North Texas	10-1-0	8-0-0	2-1-0	0-0-0
Alabama	1-0-0	0-0-0	0-0-0	1-0-0	Northeast Louisiana	1-0-0	1-0-0	0-0-0	0-0-0
Arizona	5-4-0	3-0-0	1-4-0	1-0-0	Northeastern (Okla.)	1-0-0	1-0-0	0-0-0	0-0-0
Arizona State	1-2-0	0-1-0	1-1-0	0-0-0	Northern Illinois	1-0-0	0-0-0	1-0-0	0-0-0
Arkansas	15-30-1	4-4-1	8-24-0	3-2-0	Northern Iowa	2-0-0	2-0-0	0-0-0	0-0-0
Arkansas State	2-0-0	1-0-0	0-0-0	1-0-0	Northwestern (Okla.)	7-0-0	4-0-0	2-0-0	1-0-0
Army	1-0-0	0-0-0	1-0-0	0-0-0	Northwestern State (La.)	1-0-0	1-0-0	0-0-0	0-0-0
Baker	2-0-0	2-0-0	0-0-0	0-0-0	Ohio State	0-2-0	0-0-0	0-1-0	0-1-0
Baylor	19-15-0	12-5-0	6-8-0	1-2-0	OKC Military	1-1-1	1-0-1	0-1-0	0-0-0
Bethany	1-0-0	1-0-0	0-0-0	0-0-0	Oklahoma	19-84-7	7-38-5	10-40-2	2-6-0
Blackwell College	2-0-0	2-0-0	0-0-0	0-0-0	Oklahoma Baptist	1-0-0	1-0-0	0-0-0	0-0-0
Bowling Green	1-0-0	1-0-0	0-0-0	0-0-0	Oklahoma City	6-9-2	3-1-1	3-8-1	0-0-0
BYU	2-0-0	0-0-0	0-0-0	2-0-0	Oklahoma City HS	0-1-0	0-1-0	0-0-0	0-0-0
Centenary	0-2-0	0-1-0	0-1-0	0-0-0	Oklahoma Methodist	1-0-0	1-0-0	0-0-0	0-0-0
Central Arkansas	1-0-0	1-0-0	0-0-0	0-0-0	Oregon	0-1-0	0-0-0	0-0-0	0-1-0
Central Michigan	1-0-0	0-0-0	1-0-0	0-0-0	Pawnee Indian School	1-0-0	1-0-0	0-0-0	0-0-0
Central Missouri State	2-0-0	2-0-0	0-0-0	0-0-0	Phillips	7-2-1	6-0-1	1-2-0	0-0-0
Central Oklahoma	14-5-2	10-2-2	4-3-0	0-0-0	Purdue	1-1-0	0-0-0	0-0-0	1-1-0
Chillico Indian College	1-4-1	1-3-1	0-1-0	0-0-0	Regis	1-0-0	1-0-0	0-0-0	0-0-0
Cincinnati	2-1-0	0-1-0	2-0-0	0-0-0	Rice	3-0-1	2-0-0	1-0-1	0-0-0
Colorado	19-26-1	11-12-1	8-13-0	0-1-0	Sam Houston State	1-0-0	1-0-0	0-0-0	0-0-0
Colorado State	1-1-0	0-1-0	0-0-0	1-0-0	San Diego State	2-2-0	1-1-0	1-1-0	0-0-0
Creighton	11-6-1	7-2-0	4-4-1	0-0-0	San Francisco	1-0-0	0-0-0	1-0-0	0-0-0
Denver	8-1-0	3-0-0	5-1-0	0-0-0	Savannah State	1-0-0	1-0-0	0-0-0	0-0-0
Detroit	6-7-0	3-2-0	3-5-0	0-0-0	SMU	4-6-2	2-1-0	1-5-2	1-0-0
Drake	7-2-1	5-0-0	2-2-1	0-0-0	South Carolina	1-1-0	0-0-0	0-1-0	1-0-0
Duquesne	0-2-0	0-1-0	0-1-0	0-0-0	Southeastern (Okla.)	2-0-0	1-0-0	1-0-0	0-0-0
Emporia State	1-1-1	1-1-1	0-0-0	0-0-0	Southern Illinois	1-0-0	1-0-0	0-0-0	0-0-0
Florida	0-1-0	0-0-0	0-1-0	0-0-0	Southern Mississippi	1-2-0	0-1-0	0-1-0	1-0-0
Florida Atlantic	3-0-0	2-0-0	1-0-0	0-0-0	Southwestern (Kan.)	2-2-1	1-0-1	1-2-0	0-0-0
Florida State	1-4-0	0-1-0	0-1-0	1-2-0	Southwestern (Okla.)	7-1-0	7-1-0	0-0-0	0-0-0
Fort MacArthur (Texas)	0-1-0	0-1-0	0-0-0	0-0-0	St. Louis	3-0-1	2-0-1	1-0-0	0-0-0
Fresno State	1-0-0	1-0-0	0-0-0	0-0-0	St. Mary's (Calif.)	1-0-0	0-0-0	0-0-0	1-0-0
Friends College	1-0-0	1-0-0	0-0-0	0-0-0	Stanford	1-0-0	0-0-0	0-0-0	1-0-0
Georgia	1-3-0	1-1-0	0-2-0	0-0-0	TCU	14-10-2	9-3-0	4-6-2	1-1-0
Grambling State	1-0-0	1-0-0	0-0-0	0-0-0	Temple	2-0-0	1-0-0	1-0-0	0-0-0
Grinnell	2-1-0	2-1-0	0-0-0	0-0-0	Tennessee	0-1-0	0-0-0	0-1-0	0-0-0
Hardin-Simmons	2-1-0	1-0-0	1-1-0	0-0-0	Texas	6-24-0	1-8-0	5-15-0	0-1-0
Haskell Institute	5-4-0	5-4-0	0-0-0	0-0-0	Texas A&M	10-17-0	5-6-0	4-8-0	1-3-0
Hawaii	1-0-0	0-0-0	1-0-0	0-0-0	Texas-Arlington	2-0-0	2-0-0	0-0-0	0-0-0
Houston	9-10-1	5-5-0	4-5-1	0-0-0	Texas State	1-0-0	1-0-0	0-0-0	0-0-0
Illinois State	1-0-0	1-0-0	0-0-0	0-0-0	Texas Tech	19-21-3	11-7-0	6-12-2	2-2-1
Indiana	1-0-1	0-0-0	0-0-1	1-0-0	Tonkawa Preparatory	4-1-1	2-0-1	2-1-0	0-0-0
Indiana State	1-0-0	1-0-0	0-0-0	0-0-0	Troy	2-1-0	2-0-0	0-1-0	0-0-0
Iowa	1-1-0	0-0-0	1-1-0	0-0-0	Tulsa	40-27-5*	24-6-3	15-21-2	0-0-0
Iowa State	29-18-3	16-6-2	13-12-1	0-0-0	Tulsa Businessmen	0-1-0	0-1-0	0-0-0	0-0-0
Jefferson	0-1-0	0-0-0	0-0-0	0-1-0	UCLA	1-1-0	0-1-0	1-0-0	0-0-0
Kansas	35-29-2	15-14-1	20-15-1	0-0-0	Utah	1-0-0	0-0-0	1-0-0	0-0-0
Kansas State	38-24-0	21-9-0	17-15-0	0-0-0	Utah State	1-0-0	1-0-0	0-0-0	0-0-0
Kingfisher	3-3-1	2-1-1	1-2-0	0-0-0	UTEP	3-0-0	1-0-0	2-0-0	0-0-0
Lamar	1-0-0	1-0-0	0-0-0	0-0-0	UTSA	3-0-0	2-0-0	1-0-0	0-0-0
Logan HS	0-1-0	0-0-0	0-0-0	0-1-0	Virginia Tech	1-1-0	1-0-0	0-1-0	0-0-0
Louisiana	9-0-0	6-0-0	3-0-0	0-0-0	Washburn	6-1-0	4-1-0	2-0-0	0-0-0
Louisiana Tech	1-1-0	1-0-0	0-0-0	0-1-0	Washington	2-1-0	0-1-0	1-0-0	1-0-0
Louisville	1-1-0	1-0-0	0-1-0	0-0-0	Washington (St. Louis)	5-6-1	4-0-0	1-6-1	0-0-0
LSU	0-1-0	0-0-0	0-1-0	0-0-0	Washington State	2-2-0	1-1-0	0-1-0	1-0-0
Marquette	2-1-0	1-0-0	1-1-0	0-0-0	West Texas A&M	1-1-0	1-1-0	0-0-0	0-0-0
Miami (Fla.)	0-1-0	0-0-0	0-1-0	0-0-0	West Virginia	3-4-0	1-2-0	1-2-0	1-0-0
Miami (Ohio)	2-0-0	2-0-0	0-0-0	0-0-0	Wichita State	20-5-1	13-2-0	7-3-1	0-0-0
Michigan	0-2-0	0-0-0	0-2-0	0-0-0	William & Mary	0-1-0	0-0-0	0-0-0	0-1-0
Minnesota	0-2-0	0-0-0	0-2-0	0-0-0	Wyoming	7-1-0	4-0-0	2-1-0	1-0-0
Mississippi	0-3-0	0-0-0	0-0-0	0-3-0					
Mississippi State	3-2-0	2-0-0	0-2-0	1-0-0					
Missouri	23-29-0	12-11-0	11-17-0	0-1-0					
Missouri-Rolla	1-2-0	1-0-0	0-1-0	0-1-0					
Missouri State	7-0-0	7-0-0	0-0-0	0-0-0					
Montana State	1-0-0	1-0-0	0-0-0	0-0-0					
Nebraska	5-37-1	3-16-1	2-20-0	0-1-0					
New Mexico State	1-0-0	1-0-0	0-0-0	0-0-0					
Norman NAS	0-2-0	0-2-0	0-0-0	0-0-0					
					Total	567-539-47	332-193-26	204-313-20	30-33-1

* Includes a forfeit win from 1922 that did not list a site



SERIES HISTORY VS. ALL OPPONENTS

Air Force

1958	L	29-33	H
1967	T	0-0	H

Alabama

2006	W	34-31	N
------	---	-------	---

Arizona

1931	W	31-0	H
1932	W	13-6	A
1937	L	13-22	A
1940	L	0-24	A
1941	W	41-14	H
1942	L	6-20	A
2010	W	36-10	N
2011	W	37-14	H
2012	L	38-59	A

Arizona State

1984	W	45-3	A
1991	L	3-30	H
1993	L	10-12	A

Arkansas

1912	W	13-7	A
1913	L	0-3	A
1914	W	46-0	H
1915	L	9-14	N
1921	W	7-0	H
1922	W	13-0	N
1923	L	0-13	N
1924	W	20-0	H
1925	L	7-9	A
1926	L	2-24	H
1927	L	20-33	A
1929	L	6-32	H
1930	W	26-0	A
1938	L	7-27	A
1943	W	19-13	N
1944	W	19-0	N
1945	W	19-14	A
1946	T	21-21	H
1950	W	12-7	A
1951	L	7-42	H
1952	L	20-22	A
1953	W	7-6	A
1955	L	0-21	A
1956	L	7-19	A
1957	L	0-12	A
1959	L	7-13	A
1960	L	0-9	A
1962	L	7-34	A
1963	L	0-21	A
1964	L	10-14	A
1965	L	14-28	A
1966	L	10-14	A
1967	W	7-6	A
1968	L	15-32	A
1969	L	0-39	A

1970	L	7-23	A
1971	L	10-31	A
1972	L	23-24	A
1973	W	38-6	A
1974	W	26-7	A
1975	W	20-13	H
1976	L	10-16	A
1977	L	6-28	A
1978	L	7-19	H
1979	L	7-27	A
1980	L	20-33	A

Arkansas State

2005	W	20-10	H
2006	W	35-7	N

Army

1962	W	12-7	A
------	---	------	---

Baker

1912	W	37-13	H
1915	W	30-7	H

Baylor

1914	W	60-0	H
1915	L	6-12	A
1916	L	7-10	H
1917	L	0-17	A
1920	L	0-7	A
1922	L	0-10	H
1936	L	0-13	H
1938	L	6-20	N
1939	L	0-13	H
1942	L	12-18	N
1972	W	20-7	H
1974	L	14-31	A
1983	W	24-14	N
1994	L	10-14	A
1996	W	37-17	H
1997	W	24-14	A
1998	W	24-10	H
1999	W	34-14	A
2000	W	50-22	H
2001	W	38-22	A
2002	W	63-28	H
2003	W	38-21	A
2004	W	49-21	H
2005	L	34-44	A
2006	W	66-24	H
2007	W	45-14	A
2008	W	34-6	H
2009	W	34-7	A
2010	W	55-28	H
2011	W	59-24	H
2012	L	34-41	A
2013	W	49-17	H
2014	L	28-49	A
2015	L	35-45	H

Bethany

1931	W	34-0	H
------	---	------	---

Blackwell College

1911	W	35-5	H
1912	W	79-0	H

Bowling Green

1984	W	31-14	H
------	---	-------	---

BYU

1974	W	16-6	N
1976	W	49-21	N

Centenary

1936	L	0-7	A
1937	L	0-19	H

Central Arkansas

2015	W	32-8	H
------	---	------	---

Central Michigan

2015	W	24-13	A
------	---	-------	---

Central Missouri State

1916	W	16-7	H
1917	W	27-0	H

Central Oklahoma

1905	W	5-0	H
1905	L	0-6	A
1906	L	0-10	H
1906	L	2-23	A
1907	T	6-6	H
1908	L	5-8	A
1908	W	17-0	H
1909	W	27-0	A
1910	W	52-0	H
1911	W	46-5	A
1912	W	81-0	H
1916	W	34-6	A
1917	W	13-0	H
1918	W	26-6	A
1919	W	52-0	H
1922	W	17-0	H
1923	L	6-14	H
1932	T	0-0	H
1933	W	20-12	H
1938	W	23-12	H
1940	W	25-6	H

Chillico Indian College

1901	L	5-6	H
1904	L	0-23	A
1904	L	0-17	H
1905	T	0-0	H
1906	L	5-26	H
1908	W	30-0	H

Cincinnati

1958	W	19-14	A
1959	L	9-22	H
1983	W	27-17	A

Colorado

1920	L	7-40	N
1933	L	0-6	H
1960	L	6-13	H
1961	L	0-24	A
1962	W	36-16	H
1963	L	0-25	A
1964	W	14-10	H
1965	L	11-34	A
1966	W	11-10	H
1967	W	10-7	A
1968	W	34-17	H
1969	L	14-17	A
1970	L	6-30	H
1971	L	6-40	A
1972	W	31-6	H
1973	W	38-24	A
1974	L	20-37	H
1975	L	7-17	A
1976	L	10-20	H
1977	L	13-29	A
1978	W	24-20	H
1979	W	21-20	A
1980	W	42-7	H
1981	L	10-11	A
1982	T	25-25	H
1983	W	40-14	A
1984	W	20-14	H
1985	W	14-11	A
1986	L	14-31	H
1987	W	42-17	H
1988	W	41-21	A
1989	L	17-41	H
1990	L	22-41	A
1991	L	12-16	H
1992	L	0-28	A
1993	L	14-31	H
1994	L	3-17	A
1995	L	32-45	H
1996	L	13-35	A
1997	W	33-29	H
2000	L	21-37	A
2001	L	19-22	H
2004	W	42-14	A
2005	L	0-34	H
2008	W	30-17	A
2009	W	31-28	H

Colorado State

1914	W	7-0	N
1955	L	13-20	H

Creighton

1921	L	13-26	A
1923	L	2-13	H
1924	T	20-20	A
1927	W	18-6	H
1928	L	0-37	A
1929	W	32-13	H
1930	W	13-0	A
1931	W	20-0	H
1932	W	18-7	H
1933	W	33-13	A
1934	L	7-13	H
1935	L	0-16	A
1937	W	16-13	H
1938	L	7-16	A
1939	W	20-9	H
1940	W	20-14	A
1941	W	13-6	H
1942	W	20-6	A

Denver

1943	W	7-6	A
1944	W	33-21	A
1945	W	31-7	A
1946	W	40-7	H
1947	L	14-26	A
1948	W	27-7	H
1949	W	48-2	A
1958	W	31-14	A
1959	W	20-12	H

Detroit

1934	W	19-6	H
1935	L	0-13	A
1936	L	12-46	A
1941	L	14-20	H
1942	W	33-6	A
1949	L	7-13	A
1950	L	13-20	H
1951	W	20-7	A
1952	W	21-6	H
1953	L	14-18	A
1954	W	34-19	A
1955	L	0-7	A
1956	W	25-7	H

Drake

1929	L	6-18	A
1932	W	27-7	A
1933	W	21-0	H
1934	W	7-0	A
1942	W	55-12	H
1946	W	59-7	H
1947	L	9-13	A
1949	W	28-0	H
1950	T	14-14	A
1951	W	27-14	H



SERIES HISTORY VS. ALL OPPONENTS

Duquesne

1934	L	0-32	A
1935	L	7-20	H

Emporia State

1912	W	28-7	H
1921	T	7-7	H
1925	L	0-21	H

Florida

1990	L	7-50	A
------	---	------	---

Florida Atlantic

2005	W	23-3	A
2006	W	48-8	H
2007	W	42-6	H

Florida State

1958	W	15-6	N
1977	L	17-25	H
1978	L	20-38	A
1985	L	23-34	N
2014	L	31-37	N

Fort MacArthur (Texas)

1917	L	0-39	H
------	---	------	---

Fresno State

1997	W	35-0	H
------	---	------	---

Friends College

1915	W	6-0	H
------	---	-----	---

Georgia

1946	L	13-33	A
1947	L	7-20	H
2007	L	14-35	A
2009	W	24-10	H

Grambling State

2009	W	56-6	H
------	---	------	---

Grinnell

1925	L	0-28	H
1926	W	10-0	H
1932	W	27-0	H

Hardin-Simmons

1953	W	20-0	H
1954	L	7-13	A
1957	W	32-7	A

Haskell Institute

1915	L	7-21	H
1918	W	19-6	H
1919	L	3-12	H
1920	L	7-33	H
1930	L	12-13	H
1931	W	39-0	H

1933	W	18-0	H
1934	W	9-6	H
1935	W	20-0	H

Hawaii

1995	W	24-20	A
------	---	-------	---

Houston

1951	L	7-31	A
1952	L	7-10	H
1953	W	14-7	A
1954	L	7-14	H
1955	L	13-21	A
1956	L	0-13	H
1957	T	6-6	A
1958	W	7-0	A
1959	W	19-12	H
1960	L	7-12	A
1961	W	28-24	H
1966	L	9-35	A
1968	W	21-17	A
1969	W	24-18	H
1970	W	26-17	H
1986	L	12-28	H
1987	W	35-0	A
2006	L	25-34	A
2008	W	56-37	H
2009	L	35-45	H

Illinois State

1986	W	23-7	H
------	---	------	---

Indiana

1930	T	7-7	A
2007	W	49-33	N

Indiana State

1992	W	35-3	H
------	---	------	---

Iowa

1923	L	0-20	A
1930	W	6-0	A

Iowa State

1926	W	13-0	A
1960	L	6-13	H
1961	L	7-14	A
1962	L	7-34	H
1963	L	28-33	A
1964	W	29-14	H
1965	L	10-14	A
1966	T	14-14	H
1967	W	28-14	A
1968	W	26-17	H
1969	W	35-0	A
1970	W	36-27	H
1971	L	0-54	A
1972	W	45-14	H

1973	L	12-28	A
1974	W	14-12	H
1975	W	14-7	A
1976	W	42-21	H
1977	L	13-21	A
1978	L	15-28	H
1979	W	13-10	A
1980	L	21-23	H
1981	W	27-7	A
1982	W	49-13	H
1983	W	30-7	A
1984	W	16-10	H
1985	L	10-15	A
1986	W	21-14	H
1987	W	48-27	H
1988	W	49-28	A
1989	L	21-31	H
1990	W	25-17	A
1991	T	6-6	A
1992	W	27-21	H
1993	L	17-20	A
1994	T	31-31	H
1995	L	14-38	A
1996	W	28-27	H
1997	W	21-14	A
2000	L	26-33	H
2001	L	14-28	A
2004	W	36-7	H
2005	L	10-37	A
2008	W	59-17	H
2009	W	34-8	A
2011	L 2ot	31-37	A
2012	W	31-10	H
2013	W	58-27	A
2014	W	37-20	H
2015	W	35-31	A

Jefferson

1932	L	6-12	N
------	---	------	---

Kansas

1923	L	0-9	A
1924	W	3-0	A
1925	L	3-13	A
1931	W	13-7	A
1946	L	13-14	A
1947	L	7-13	H
1948	L	7-13	A
1949	L	14-55	H
1950	L	7-40	A
1951	L	12-27	H
1952	L	7-21	A
1953	W	41-14	A
1954	W	47-12	H
1955	L	7-12	A
1956	L	13-21	H
1957	L	7-13	A
1958	W	6-3	H

1959	L	14-28	A
1960	L	7-14	H
1961	L	8-42	A
1962	L	17-36	H
1963	L	7-41	A
1964	L	13-14	H
1965	L	0-9	A
1966	W	10-7	A
1967	L	15-26	H
1968	L	14-49	A
1969	W	28-25	A
1970	W	19-7	H
1971	W	17-10	A
1972	L	10-13	H
1973	T	10-10	A
1974	W	24-13	H
1975	W	35-19	A
1976	W	21-14	H
1977	W	21-0	A
1978	W	21-7	H
1979	W	30-17	A
1980	W^	14-14	H
1981	W	20-7	A
1982	T	24-24	H
1983	W	27-10	A
1984	W	47-10	H
1985	W	17-10	A
1986	W	24-6	H
1987	W	49-17	A
1988	W	63-24	H
1989	W	37-34	A
1990	L	30-31	H
1991	L	0-31	H
1992	L	18-26	A
1993	L	6-13	H
1994	L	14-24	A
1995	L	17-22	H
1998	W	38-28	A
1999	W	45-13	H
2002	W	55-20	A
2003	W	44-21	H
2006	W	42-32	A
2007	L	28-43	H
2010	W	48-14	A
2011	W	70-28	H
2012	W	20-14	A
2013	W	42-6	H
2014	W	27-20	A
2015	W	58-10	H

*Kansas later forfeited, giving Oklahoma State the win

Kansas State

1908	L	10-40	A
1909	L	0-9	A
1911	L	0-11	H
1917	L	0-23	A
1927	W	25-18	A

1928	L	6-13	H
1936	L	0-31	H
1947	W	12-0	A
1948	W	42-6	H
1949	W	26-14	A
1950	W	41-0	H
1955	W	28-0	H
1956	W	27-7	A
1958	W	14-7	H
1959	W	27-21	A
1960	W	28-7	A
1961	W	45-0	H
1962	W	30-6	A
1964	L	14-17	A
1965	W	31-7	H
1966	W	21-6	A
1967	W	49-14	H
1968	L	14-21	A
1969	W	28-19	H
1970	L	15-28	A
1971	L	23-35	H
1972	W	45-14	A
1973	W	28-9	H
1974	W	29-5	A
1975	W	56-3	H
1976	W	45-21	A
1977	W	21-14	H
1978	L	7-18	A
1979	W	42-15	H
1980	W	10-0	A
1981	W	31-10	H
1982	W	24-16	A
1983	L	20-21	H
1984	W	34-6	A
1985	W	35-3	H
1986	W	23-3	A
1987	W	56-7	H
1988	W	45-27	A
1989	W	17-13	H
1990	L	17-23	A
1991	L	26-36	H
1992	L	0-10	A
1993	L	17-21	H
1994	L	6-23	A
1995	L	17-23	H
1998	L	20-52	A
1999	L	21-44	H
2002	L	9-44	A
2003	W	38-34	H
2006	L	27-31	A
2007	W	41-39	H
2010	W	24-14	A
2011	W	52-45	H
2012	L	30-44	A
2013	W	33-29	H
2014	L	14-48	A
2015	W	36-34	H



SERIES HISTORY VS. ALL OPPONENTS

Kingfisher

1901	L	0-12	A
1901	L	5-11	H
1904	L	0-11	A
1906	T	0-0	H
1909	W	5-0	H
1910	W	35-0	H
1911	W	84-0	A

Lamar

2013	W	59-3	H
------	---	------	---

Logan HS

1905	L	11-17	N
------	---	-------	---

Louisiana

1986	W	21-20	A
1987	W	36-0	H
1997	W	31-7	A
1998	W	44-20	H
1999	W	24-7	H
2003	W	56-3	H
2010	W	54-28	A
2011	W	61-34	H
2012	W	65-24	H

Louisiana Tech

2001	W	30-23	H
2002	L	36-39	N

Louisville

1981	W	19-11	H
1982	L	22-28	A

LSU

1956	L	0-13	A
------	---	------	---

Marquette

1927	W	8-0	H
1928	L	0-26	A
1959	W	18-12	A

Miami (Fla.)

1991	L	3-40	A
------	---	------	---

Miami (Ohio)

1985	W	45-10	H
1988	W	52-20	H

Michigan

1926	L	3-42	A
1992	L	3-35	A

Minnesota

1927	L	0-40	A
1931	L	0-20	A

Mississippi

2003	L	28-31	N
2009	L	7-21	N
2015	L	20-48	N

Mississippi State

1970	L	13-14	A
1971	W	26-7	H
1998	W	42-23	H
1999	L	11-29	A
2013	W	21-3	N

Missouri

1915	L	6-13	A
1921	L	0-36	A
1949	L	7-21	A
1950	L	0-27	H
1951	L	26-27	A
1952	W	14-7	H
1960	L	7-28	A
1961	L	0-10	H
1962	L	6-23	A
1963	L	6-28	H
1964	W	10-7	A
1965	L	0-13	H
1966	L	0-7	A
1967	L	0-7	H
1968	L	7-42	A
1969	L	21-31	A
1970	L	20-40	H
1971	W	37-16	A
1972	W	17-16	H
1973	L	9-13	A
1974	W	31-7	H
1975	L	14-41	A
1976	W	20-19	H
1977	L	14-41	A
1978	W	35-20	H
1979	W	14-13	A
1980	L	7-30	H
1981	W	16-12	A
1982	W	30-20	H
1983	L	10-16	A
1984	W	31-13	H
1985	W	21-19	A
1986	W	10-6	H
1987	W	24-20	A
1988	W	49-21	H
1989	W	31-30	A
1990	W	48-28	H
1991	L	7-41	A
1992	W	28-26	H
1993	L	9-42	A
1994	L	15-24	H
1995	W	30-26	A

1996	L	ot	28-35	A
1997	L	2ot	50-51	H
2000	L		10-24	A
2001	L	3ot	38-41	H
2004	W		20-17	A
2005	L		31-38	H
2008	W		28-23	A
2009	W		33-17	H
2011	W		45-24	A
2013	L		31-41	N

Missouri-Rolla

1912	L		7-13	A
1913	L		0-14	N
1924	W		23-0	H

Missouri State

1993	W		45-7	H
1995	W		35-7	H
1996	W	ot	23-20	H
2003	W		42-3	H
2006	W		52-10	H
2008	W		57-13	H
2014	W		40-23	H

Montana State

2005	W		15-10	H
------	---	--	-------	---

Nebraska

1960	W		7-6	A
1961	W		14-6	H
1962	L		0-14	A
1963	L		16-20	H
1964	L		14-27	A
1965	L		17-21	H
1966	L		6-21	A
1967	L		0-9	A
1968	L		20-21	H
1969	L		3-13	A
1970	L		31-65	A
1971	L		13-41	H
1972	L		0-34	A
1973	T		17-17	H
1974	L		3-7	A
1975	L		20-28	H
1976	L		10-14	A
1977	L		14-31	H
1978	L		14-22	A
1979	L		0-36	H
1980	L		7-48	A
1981	L		7-54	H
1982	L		10-48	A
1983	L		10-14	H
1984	L		3-17	A
1985	L		24-34	H
1986	L		10-30	A
1987	L		0-35	H

1988	L		42-63	A
1989	L		23-48	H
1990	L		3-31	A
1991	L		15-49	H
1992	L		0-55	A
1993	L		13-27	H
1994	L		3-32	A
1995	L		21-64	H
1998	L		17-24	N
1999	L		14-38	A
2002	W		24-21	H
2003	L		7-17	A
2006	W		41-29	H
2007	W		45-14	A
2010	L		41-51	H

New Mexico State

1939	W		20-0	H
------	---	--	------	---

Norman NAS

1943	L		0-20	H
1944	L		0-15	H

North Texas

1957	W		25-19	A
1958	W		21-14	H
1975	W		61-7	H
1976	W		16-10	H
1978	L		7-12	A
1979	W		25-7	H
1981	W		9-0	A
1982	W		27-6	H
1983	W		20-13	H
1985	W		10-9	H
1994	W		36-34	H

Northeast Louisiana

1997	W		38-7	H
------	---	--	------	---

Northeastern (Okla.)

1931	W		25-0	H
------	---	--	------	---

Northern Illinois

1994	W		31-14	A
------	---	--	-------	---

Northern Iowa

1990	W		33-23	H
2002	W		45-10	H

Northwestern (Okla.)

1901	W		17-0	N
1909	W		5-0	A
1915	W		77-0	A
1916	W		90-0	H
1922	W		49-0	H
1929	W		12-0	H
1939	W		52-0	H

Northwestern State (La.)

2001	W		24-0	H
------	---	--	------	---

Ohio State

1989	L		13-37	A
2004	L		7-33	N

OKC Military

1903	L		0-5	A
1903	T		6-6	H
1911	W		30-0	H

Oklahoma

1904	L		0-75	N
1906	L		0-23	H
1907	L		0-67	A
1908	L		0-18	H
1910	L		0-12	A
1911	L		0-22	H
1912	L		0-16	A
1913	L		0-7	H
1914	L		6-28	A
1915	L		7-26	N
1916	L		7-41	N
1917	W		9-0	N
1918	L		0-27	N
1919	L		6-33	N
1920	L		0-36	H
1921	L		0-6	A
1922	T		3-3	H
1923	L		0-12	A
1924	W		6-0	H
1925	L		0-35	A
1926	T		14-14	H
1927	W		13-7	A
1928	L		0-46	H
1929	T		7-7	A
1930	W		7-0	H
1931	T		0-0	A
1932	W		7-0	H
1933	W		13-0	A
1934	T		0-0	H
1935	L		0-25	A
1936	L		13-35	H
1937	L		0-16	A
1938	L		0-19	H
1939	L		0-41	A
1940	L		27-29	A
1941	L		0-19	A
1942	T		0-0	H
1943	L		13-22	N
1944	W		28-6	N
1945	W		47-0	A
1946	L		12-73	H
1947	L		13-21	A
1948	L		15-19	H
1949	L		0-41	A
1950	L		14-41	H



SERIES HISTORY VS. ALL OPPONENTS

1951	L	6-41	A
1952	L	7-54	H
1953	L	7-42	A
1954	L	0-14	H
1955	L	0-53	A
1956	L	0-53	H
1957	L	6-53	A
1958	L	0-7	H
1959	L	7-17	A
1960	L	6-17	H
1961	L	13-21	A
1962	L	6-37	A
1963	L	10-34	A
1964	L	16-21	H
1965	W	17-16	A
1966	W	15-14	H
1967	L	14-38	A
1968	L	7-41	H
1969	L	27-28	H
1970	L	6-66	A
1971	L	14-58	H
1972	W^	15-38	A
1973	L	18-45	H
1974	L	13-44	A
1975	L	7-27	H
1976	W	31-24	A
1977	L	28-61	H
1978	L	7-62	A
1979	L	7-38	H
1980	L	14-63	A
1981	L	3-27	H
1982	L	9-27	A
1983	L	20-21	H
1984	L	14-24	A
1985	L	0-13	H
1986	L	0-19	A
1987	L	10-29	A
1988	L	28-31	H
1989	L	15-37	A
1990	L	17-31	H
1991	L	6-21	A
1992	T	15-15	H
1993	L	0-31	A
1994	L	14-33	H
1995	W	12-0	A
1996	L	17-27	H
1997	W	30-7	A
1998	W	41-26	H
1999	L	7-44	A
2000	L	7-12	H
2001	W	16-13	A
2002	W	38-28	H
2003	L	9-52	A
2004	L	35-38	H
2005	L	14-42	A
2006	L	21-27	H
2007	L	17-49	A
2008	L	41-61	H

2009	L	0-27	A
2010	L	41-47	H
2011	W	44-10	H
2012	L ot	48-51	A
2013	L	24-33	H
2014	W ot	38-35	A
2015	L	23-58	H
<i>^Oklahoma later forfeited, giving the win to Oklahoma State</i>			
Oklahoma Baptist			
1934	W	12-0	H
Oklahoma City			
1903	L	0-5	A
1905	T	0-0	A
1906	T	6-6	H
1907	L	6-16	A
1908	W	18-0	H
1910	L	0-15	A
1928	L	0-9	H
1929	W	18-0	A
1930	L	0-6	A
1931	L	0-13	A
1932	W	14-6	A
1933	L	13-19	A
1934	L	0-13	A
1935	W	6-0	H
1936	L	6-9	A
1937	W	27-7	H
1938	W	19-12	A
Oklahoma City HS			
1909	L	0-5	H
Oklahoma Methodist			
1912	W	90-0	H
Oregon			
2008	L	31-42	N
Pawnee Indian School			
1901	W	12-0	H
Phillips			
1909	W	6-0	H
1910	L	0-12	A
1913	W	112-3	H
1914	W	134-0	H
1917	L	0-6	A
1919	T	7-7	H
1921	W	7-6	A
1923	W	13-0	H
1924	W	13-0	H
1932	W	13-0	H
Purdue			
1997	L	20-33	N
2012	W	58-14	N

Regis			
1928	W	13-6	H
Rice			
1914	T	13-13	A
1922	W	21-0	H
1923	W	13-0	A
2009	W	41-24	H
Sam Houston State			
2007	W	39-3	H
San Diego State			
1980	W	15-6	A
1981	L	16-23	H
1982	L	6-35	A
1984	W	19-16	H
San Francisco			
1948	W	27-20	A
Savannah State			
2012	W	84-0	H
SMU			
1922	L	6-32	A
1923	L	0-9	A
1924	T	13-13	A
1933	T	7-7	A
1934	L	0-41	A
1945	W	26-12	N
1946	L	6-15	A
1947	L	14-21	H
1950	L	0-56	A
2002	W	52-16	H
2003	W	52-6	A
2004	W	59-7	H
South Carolina			
1979	L	16-23	A
1984	W	21-14	N
Southeastern (Okla.)			
1909	W	6-0	A
1935	W	20-13	H
Southern Illinois			
1973	W	70-7	H
Southern Mississippi			
2000	L	6-28	H
2001	L	9-17	A
2002	W	33-23	N
Southwestern (Kan.)			
1907	L	2-6	A
1908	W	6-0	A
1910	L	0-5	A
1911	W	61-16	H
1920	T	7-7	H

Southwestern (Okla.)			
1909	L	0-2	H
1910	W	42-0	H
1916	W	117-0	H
1919	W	37-0	H
1921	W	53-0	H
1924	W	9-0	H
1925	W	9-2	H
1932	W	33-3	H
St. Louis			
1929	T	0-0	H
1940	W	14-7	H
1941	W	13-7	A
1942	W	54-7	H
St. Mary's (Calif.)			
1945	W	33-13	N
Stanford			
2011	W ot	41-38	N
TCU			
1915	W	13-0	A
1919	W	14-7	A
1921	W	28-21	H
1922	L	14-22	A
1923	L	6-7	H
1924	L	10-17	A
1925	W	22-7	H
1926	L	0-3	A
1943	L	0-25	N
1944	W	34-0	N
1945	W	25-12	A
1946	W	7-6	H
1947	W	14-7	A
1948	L	14-21	H
1949	T	33-33	A
1950	W	13-7	H
1970	W	34-20	H
1971	T	14-14	A
1990	L	21-31	A
1991	L	21-24	H
1992	L	11-13	A
1993	W	27-22	H
2012	W	36-10	H
2013	W	24-10	H
2014	L	9-42	A
2015	W	49-29	H
Temple			
1947	W	26-0	A
1948	W	41-7	H
Tennessee			
1995	L	0-31	A

Texas			
1916	L	6-14	N
1917	L	3-7	A
1918	L	5-27	A
1920	L	0-21	A
1922	L	7-19	A
1944	W	13-8	A
1946	L	6-54	A
1963	L	7-34	A
1967	L	0-19	A
1968	L	3-31	A
1996	L	14-71	A
1997	W	42-16	H
1998	L	34-37	A
1999	L	21-34	H
2000	L	7-42	A
2001	L	17-45	H
2002	L	15-17	A
2003	L	16-55	H
2004	L	35-56	A
2005	L	28-47	H
2006	L	10-36	A
2007	L	35-38	H
2008	L	24-28	A
2009	L	14-41	H
2010	W	33-16	A
2011	W	38-26	A
2012	L	36-41	H
2013	W	38-13	A
2014	L	7-28	H
2015	W	30-27	A
Texas A&M			
1913	W	3-0	H
1914	L	0-24	A
1919	L	0-28	A
1920	L	0-35	H
1921	L	7-23	A
1939	L	0-32	N
1952	L	7-14	N
1954	W	14-6	N
1981	L	16-33	N
1983	W	34-15	A
1988	W	52-15	H
1996	L	19-38	H
1997	L ot	25-28	A
1998	L	6-17	H
1999	L	3-21	A
2000	L	16-21	H
2001	L	7-21	A
2002	W	28-23	H
2003	W	38-10	A
2004	L	20-36	H
2005	L	23-62	A
2006	L ot	33-34	H
2007	L	23-24	A



SERIES HISTORY VS. ALL OPPONENTS

2008	W	56-28	H
2009	W	36-31	A
2010	W	38-35	H
2011	W	30-29	A

Texas-Arlington

1972	W	21-3	H
1973	W	56-7	H

Texas State

2000	W	23-0	H
------	---	------	---

Texas Tech

1935	L	0-14	A
1936	L	0-12	A
1937	L	6-14	H
1940	T	6-6	N
1941	L	6-16	N
1942	W	9-6	A
1943	W	21-13	N
1944	W	14-7	A
1945	W	46-6	H
1946	L	7-14	A
1953	L	13-27	H
1954	T	13-13	A
1955	L	6-24	H
1956	T	13-13	A
1957	W	13-0	H
1965	L	14-17	A
1966	L	7-10	A
1969	W	17-10	H
1973	L	7-20	H
1974	L	13-14	A
1975	W	17-16	H
1988	W	45-42	N
1989	L	15-31	H
1996	L	3-31	N
1997	L	3-27	H
1998	L	17-24	A
1999	W	41-21	H
2000	L	0-58	A
2001	L	30-49	H
2002	L	24-49	A
2003	W	51-49	H
2004	L	15-31	A
2005	W	24-17	H
2006	L	24-30	A
2007	W	49-45	H
2008	L	20-56	A
2009	W	24-17	H
2010	W	34-17	A
2011	W	66-6	A
2012	W	59-21	H
2013	W	52-34	A
2014	W	45-35	H
2015	W	70-53	A

Tonkawa Preparatory

1903	T	0-0	H
1904	L	0-6	A
1906	W	11-4	A
1907	W	10-0	H
1913	W	47-0	H
1914	W	47-0	A

Troy

2007	L	23-41	A
2008	W	55-24	H
2010	W	41-38	H

Tulsa

1914	W	13-6	H
1915	T	0-0	H
1916	L	13-17	A
1917	W	41-2	H
1918	W	33-0	A
1919	T	7-7	H
1920	L	14-20	H
1922	W [^]	1-0	-
1926	L	0-28	A
1927	L	26-28	H
1928	L	0-31	A
1929	W	20-0	H
1930	W	13-7	A
1931	W	7-6	A
1932	T	0-0	A
1933	W	7-0	A
1934	L	0-19	H
1935	L	0-12	A
1936	L	0-13	A
1937	L	0-27	A
1938	L	7-20	A
1939	W	9-7	A
1940	L	6-19	A
1941	L	0-16	H
1942	L	6-34	A
1943	L	6-55	A
1944	W	46-40	A
1945	W	12-6	H
1946	L	18-20	A
1947	L	0-13	H
1948	W	19-0	A
1949	T	13-13	H
1950	L	13-27	A
1951	L	7-35	H
1952	L	21-23	A
1953	W	28-14	H
1954	W	12-0	A
1955	W	14-0	H
1956	T	14-14	A
1957	W	28-13	H
1958	L	16-24	A
1959	W	26-0	H
1960	W	28-7	A
1961	W	26-0	H

1962	W	17-7	A
1963	W	33-24	H
1964	L	14-61	A
1965	W	17-14	H
1976	W	33-21	H
1977	W	34-17	A
1981	W	23-21	H
1982	L	15-25	A
1983	W	9-0	H
1984	W	31-7	A
1985	W	25-13	H
1986	L	23-27	A
1987	W	39-28	H
1988	W	56-35	H
1989	L	10-20	A
1990	W	10-3	H
1991	L	7-13	A
1992	W	24-19	H
1993	W	16-10	A
1994	W	17-10	H
1995	L	23-24	A
1996	W	30-9	H
1998	L	20-35	A
1999	W	46-9	H
2000	W	36-26	A
2004	W	38-21	H
2010	W	65-28	H
2011	W	59-33	A

[^] Tulsa forfeited the game, with no site listed

Tulsa Businessmen

1905	L	5-6	H
------	---	-----	---

UCLA

2002	L	24-38	H
2004	W	31-20	A

Utah

1945	W	46-6	A
------	---	------	---

Utah State

1996	W	31-17	H
------	---	-------	---

UTEP

1932	W	20-7	A
1976	W	42-13	A
1977	W	54-0	H

UTSA

2013	W	56-35	A
2014	W	43-13	H
2015	W	69-14	H

Virginia Tech

1971	W	24-16	H
1972	L	32-34	A

Washburn

1913	W	3-0	H
1921	W	13-0	H
1936	W	6-0	H
1937	W	25-3	A
1938	L	0-14	H
1939	W	27-6	A
1940	W	33-14	H

Washington

1980	L	18-24	H
1985	W	31-17	A
2014	W	30-22	N

Washington (St. Louis)

1925	T	0-0	A
1926	W	37-3	H
1927	L	0-6	A
1930	W	28-7	H
1935	L	13-39	A
1936	L	6-39	A
1937	L	0-12	A
1938	L	0-24	A
1939	L	0-7	A
1940	W	53-12	H
1941	W	41-12	A
1942	W	40-7	H

Washington State

1951	L	13-27	A
1952	L	7-9	H
2008	W	39-13	N
2010	W	65-17	H

West Texas A&M

1944	W	41-6	H
1980	L	19-20	H

West Virginia

1928	L	6-32	A
1929	L	6-9	H
1987	W	35-33	N
2012	W	55-34	H
2013	L	21-30	A
2014	L	10-34	H
2015	Wot	33-26	A

Wichita State

1918	W	26-7	H
1930	W	12-0	H
1931	W	14-6	H
1937	W	14-8	A
1938	L	6-14	H
1939	T	0-0	A
1940	W	26-6	H
1941	W	33-13	A
1948	W	27-14	A
1949	W	47-20	H
1950	W	32-20	A
1951	W	43-0	H

1952	W	35-21	A
1953	W	14-7	H
1954	L	13-22	A
1955	L	7-14	H
1956	W	32-6	A
1957	W	26-0	H
1958	W	43-12	A
1961	L	13-25	A
1964	W	31-7	H
1974	W	59-0	H
1975	W	34-0	H
1978	L	10-20	A
1979	W	16-6	H
1959	W	34-14	H

William & Mary

1948	L	0-20	N
------	---	------	---

Wyoming

1953	W	20-14	H
1954	W	14-6	A
1957	W	39-6	H
1987	W	35-29	A
1988	W	62-14	N
1989	W	27-7	H
1995	L	25-45	A
2003	W	48-24	H



2015 In Review

Defensive end Emmanuel Ogbah earned first-team All-America honors and was the Big 12 Co-Defensive Player of the Year.





2015 SEASON REVIEW STORY



Exceeding Expectations

Cowboys post fourth 10-win campaign in last six seasons, earn first Sugar Bowl berth since 1946.

2015 RESULTS

Date	Opponent	Result
9/3	at Central Michigan	W, 24-13
9/12	CENTRAL ARKANSAS	W, 32-8
9/19	UTSA	W, 69-14
9/26	at Texas	W, 30-27
10/3	KANSAS STATE	W, 36-34
10/10	at West Virginia	W, 33-26 (OT)
10/24	KANSAS	W, 58-10
10/31	at Texas Tech	W, 70-53
11/7	NO. 5 TCU	W, 49-29
11/14	at Iowa State	W, 35-31
11/21	NO. 10 BAYLOR	L, 35-45
11/28	NO. 5 OKLAHOMA	L, 23-58
1/1	vs. No. 16 Ole Miss (Sugar Bowl)	L, 20-48

Oklahoma State was unranked in both the Associated Press and coaches polls to start the season, yet climbed to as high as No. 4 in the national rankings before settling in at No. 19 in the final A.P. poll.

The Cowboys were picked to finish fourth in the Big 12 in the preseason, yet played for the outright conference title on the final day of the regular season, eventually taking second in the league and securing the Big 12's berth to the Sugar Bowl.

Off the field, OSU set a program record by placing 22 players on the Academic All-Big 12 team.

So put simply, the Cowboys of 2015 exceeded expectations and even made history in matching a single-season school record by winning 10 games in a row.

The Cowboys finished 10-3 overall and 7-2 in the Big 12, and for the fourth time in the last seven seasons, played in a bowl game now referred to as one of the New Year's Six. OSU beat five teams who played in bowl games.



2015 SEASON REVIEW STORY

Perhaps more interesting than the team's final record was the path that the Pokes of 2015 took to get there. Coach Mike Gundy's bunch was not a particularly dominant team, but rather, one that found ways to win close games, which added up and added up to the Cowboys eventually posting their fourth 10-win season this decade. Only Alabama, Clemson, Florida State, Michigan State, Ohio State, Oklahoma, Oregon and Stanford have more 10-win seasons among Power Five conference schools since 2010.

The identity of the 2015 team was in its team chemistry, resilience and its ability to overcome its own flaws.

Three times during the course of the 2015 season did OSU erase a deficit of at least 15 points to win a game and the Pokes were 4-0 in games decided by one score. The Cowboys became the first team in Big 12 history to achieve a top-two finish in the conference standings despite averaging less than 130 rushing yards per game and not having a 750-yard rusher.

While struggles in the run game were a theme of the season, the Cowboys were able to make up for it thanks largely to remarkable play from the quarterback position, an overwhelmingly positive turnover margin and a disruptive defense.

Gundy broke from convention to employ a unique two-quarterback system throughout the season that was abnormally effective. Sophomore Mason Rudolph was the lead figure and finished the season ranked second in the Big 12 and 17th nationally with 3,770 passing yards. All of his key season metrics from 2015 rank among the best single-season marks in school history. The second half of the two-quarterback system was senior J.W. Walsh, who finished the season ranked 36th nationally by being responsible for 156 points. Making that statistic particularly impressive is the fact that he did it on 162 total offense attempts (rushes plus passes). Walsh's 0.92 points per total offense attempt led the nation. For perspective on that, the next highest finisher from a Power Five conference was Stanford's Kevin Hogan at 0.52 points per total offense attempt, meaning Walsh nearly doubled the production of the next closest Power Five competitor.

The execution of the two-quarterback system looked like this – Rudolph was the starter and central figure in most situations, but Walsh came on primarily in short yardage and goal line situations to give the Cowboy offense a different dimension. For the season, Walsh led the team in both rushes that resulted in first downs and touchdown rushes. If opposing defenses loaded up to stop the run with Walsh on the field, then he was an effective enough passer to finish the season with 13 touchdown passes against just one interception.

While Walsh's efficiency in short yardage situations was outstanding, Rudolph's efficiency in long yardage plays and ability to come through in difficult situations was also a key factor in OSU keeping drives alive. Put it this way – Rudolph attempted 107 passes on third-down plays. Of those 107 attempts, a whopping 95 came in third and long situations (seven yards or more). Of those 95 third-and-long situations, Rudolph completed 55 percent of his passes and converted 41 into first downs despite facing defenses who knew he had no option but to throw the ball down field.

In addition to strong quarterback play, another key to the Cowboys' ability to win games was the fact that OSU won the turnover battle more often than not. The Pokes led the Big 12 and ranked fourth nationally by holding a +1.00 advantage in turnovers per game.

Entering the year, defensive coordinator Glenn Spencer implemented a culture that revolved around the importance of forcing turnovers and established "We're taking it back" as the primary slogan for the Cowboy defense. The Pokes carried out his strategy remarkably well, evidenced by the fact that the Cowboys forced 28 turnovers on the year, a mark that ranked second in the Big 12 and was ninth nationally. OSU's defense scored five touchdowns on the season, a mark that led the Big 12 and was third nationally.

While the defense's knack for forcing turnovers was crucial, the offense was also to be praised for its ball security, as the Cowboys lost only 15 turnovers all season – a mark that ranked second in the Big 12 and 17th in the country. OSU lost just five fumbles all season to rank ninth in the nation.

Perhaps the most telling statistic about the importance of turnovers for the Cowboys of 2015 is this: in the first 10 games of the season (all wins), OSU forced an average of 2.4 turnovers per game, which led to the Cowboys holding an overwhelming 107-31 advantage over their opponents in points off turnovers. In the final three games of the season (all losses), the Cowboys forced 1.3 turnovers per game and lost the points off turnovers battle, 16-7.

ALL-BIG 12 PERFORMERS



DE EMMANUEL OGBAH



CB KEVIN PETERSON



LB JORDAN BURTON



FS JORDAN STERNS



CW BLAKE JARWIN



2015 SEASON REVIEW STORY

THRILLERS OF 2015



COWBOYS 30, TEXAS 27

Ben Grogan nailed a 41-yarder to bring the Cowboys into a tie with Texas with 1:33 left in the game, then a 40-yarder to beat the Longhorns with six seconds remaining.



COWBOYS 36, KANSAS STATE 34

With Oklahoma State down, 34-33, with three minutes left, Mason Rudolph engineered a clutch 10-play scoring drive to lift the Cowboys to victory.



COWBOYS 33, WEST VIRGINIA 26

Ineffective running the ball all game, the Cowboys turned to the run in overtime and J.W. Walsh punched in a 2-yard TD score. The OSU defense shut WVU down on its possession to win.



COWBOYS 35, IOWA STATE 31

Iowa State raced out to a 24-7 lead early in the second quarter, but momentum shifted in favor of OSU, who took its first lead with 3:06 left in the game and then held on to win.

The ability to force turnovers was a central trait of the OSU defense in 2015 and was borne largely from the disruption that the Cowboys were able to create up front. In first-team All-American and Big 12 Co-Defensive Player of the Year Emmanuel Ogbah, the Cowboys had the most dominant defensive player in the league. Ogbah finished the season as the Big 12 leader in sacks and he was second in the conference in tackles for loss. He set a single-season school record with 19 quarterback hurries, forced three fumbles, recovered two, scored a defensive touchdown and broke up four passes at the line of scrimmage. Three times during the season was Ogbah honored as the national defensive player of the week and three times was he the Big 12 defensive player of the week.

Ogbah was the most decorated member of the team, but he was not the only one to secure individual accolades, as safety Jordan Sterns, cornerback Kevin Peterson, linebacker Jordan Burton and Cowboy Back Blake Jarwin earned first-team All-Big 12 honors from either the Associated Press or by the coaches.

Playing Cowboy Back (a hybrid fullback/tight end position in the OSU offense), Jarwin illustrates an interesting point about the Cowboy offense. OSU finished the season averaging 39.5 points per game and ranked in the top 10 nationally in both passing offense and red zone offense despite not having a productive running game and just one first-team All-Big 12 offensive player – Jarwin – who caught 17 passes and averaged 18.2 receiving yards per game.

So how did the Cowboy offense put up the numbers it did despite lacking a clear star? With balance in the passing game.

Receiver James Washington led the team with 1,087 receiving yards and 10 touchdowns. He and Marcell Ateman (45 catches for 766 yards and five touchdowns) were Rudolph's favorite targets on the perimeter and shifty slot man David Glidden (57 catches for 866 yards and three touchdowns) led the team in receptions. On third down plays, where some teams fall into the trap of forcing the ball to their go-to receiver, the Cowboys maintained balance, as Glidden was targeted 28 times, Ateman was targeted 27 times and Washington was targeted 24 times. All told, OSU had six different players catch 20 passes or more and had eight players with at least 200 receiving yards.


So while Oklahoma State was not a team built on the back of a single star, it was a team with great chemistry and resilience that was able to overcome its own flaws to exceed expectations.

2015 BIG 12 STANDINGS

Team	Big 12	All
Oklahoma	8-1	11-2
Oklahoma State	7-2	10-3
TCU	7-2	11-2
Baylor	6-3	10-3
West Virginia	4-5	8-5
Texas Tech	4-5	7-6
Texas	4-5	5-7
Kansas State	3-6	6-7
Iowa State	2-7	3-9
Kansas	0-9	0-12



Defense MVP - Emmanuel Ogbah



Offense MVP - Mason Rudolph



2015 HONORS AND RECOGNITION

MIKE GUNDY - HEAD COACH

AFC Region 4 Coach of the Year
Big 12 Coach of the Year (*San Antonio Express News*)
George Munger Coach of the Year semifinalist (one of 18)
Paul "Bear" Bryant Coach of the Year watch list (one of 22)
Bobby Dodd Trophy watch list (one of 20)

38 EMMANUEL OGBAH - DE

First-Team All-America (*The Sporting News*)
Second-Team All-America (Walter Camp)
Second-Team All-America (*USA Today*)
Big 12 Defensive Player of the Year (Associated Press)
Big 12 Co-Defensive Player of the Year (Coaches)
First-Team All-Big 12 (Associated Press)
First-Team All-Big 12 (Coaches)
First-Team All-Big 12 (*ESPN*)
Walter Camp Award semifinalist (one of 15)
Ted Hendricks Award finalist (one of six)
Bednarik Award semifinalist (one of 20)
Lott IMPACT Trophy semifinalist (one of nine)
Bronko Nagurski Trophy Watch List
Rotary Lombardi Award Watch List
FWAA National Defensive Player of the Week, Oct. 13
Lott IMPACT Trophy National Player of the Week, Oct. 13
Bendarik Award National Player of the Week, Nov. 5
Big 12 Defensive Player of the Week, Sept. 28
Big 12 Defensive Player of the Week, Oct. 12
Big 12 Defensive Player of the Week, Nov. 2
OSU's Defensive Player of the Game vs. UCA
OSU's Defensive Player of the Game vs. Kansas State
OSU's Defensive Player of the Game vs. Texas Tech
OSU's Defensive Player of the Game vs. Iowa State

2 MASON RUDOLPH - QB

Second-Team Academic All-Big 12
Maxwell Award Watch List
Walter Camp National Player of the Week, Nov. 8
Big 12 Offensive Player of the Week, Oct. 5
Big 12 Offensive Player of the Week, Nov. 9
Davey O'Brien Award Great 8 Performance of the Week, Nov. 9
Manning Award Star of the Week, Oct. 5
Manning Award Star of the Week, Nov. 9
OSU's Offensive Player of the Game vs. Kansas State
OSU's Offensive Player of the Game vs. TCU

13 JORDAN STERNS - SS

First-Team All-Big 12 (Associated Press)
First-Team All-Big 12 (*ESPN*)
Second-Team All-Big 12 (Coaches)
First Team All-Big 12 (*San Antonio Express News*)
OSU's Defensive Player of the Game vs. UTSA

1 KEVIN PETERSON - CB

First-Team All-Big 12 (Coaches)
Jim Thorpe Award Semifinalist (one of 15)
OSU's Defensive Player of the Game vs. Texas

47 BLAKE JARWIN - CW

First-Team All-Big 12 (Coaches)
First-Team Academic All-Big 12
OSU's Special Teams Player of the Game vs. TCU

28 JAMES WASHINGTON - WR

Second Team All-Big 12 (Coaches)
Second Team All-Big 12 (Associated Press)
Second Team All-Big 12 (*San Antonio Express News*)
Biletinikoff Award Watch List
Earl Campbell Tyler Rose Award semifinalist
Big 12 Offensive Player of the Week, Nov. 2
Earl Campbell Tyler Rose Award National Player of the Week, Nov. 10
OSU's Co-Offensive Player of the Game vs. Kansas
OSU's Offensive Player of the Game vs. Texas Tech

20 JORDAN BURTON - LB

First-Team All-Big 12 (Associated Press)
Second Team All-Big 12 (*San Antonio Express News*)

19 BEN GROGAN - K

Lou Groza Award Watch List
Second-Team Academic All-Big 12
Big 12 Special Teams Player of the Week, Sept. 28
OSU's Special Teams Player of the Game vs. UTSA
OSU's Special Teams Player of the Game vs. Texas

45 CHAD WHITENER - LB

Second-Team Academic All-Big 12
First Team All-Big 12 (*San Antonio Express News*)
FWAA National Defensive Player of the Week, Nov. 10
Big 12 Defensive Player of the Week, Nov. 9
OSU's Defensive Player of the Game vs. TCU

29 ZACH SINOR - P

Second-Team Academic All-Big 12
Big 12 Special Teams Player of the Week, Oct. 12
Big 12 Special Teams Player of the Week, Nov. 9
OSU's Special Teams Player of the Game vs. West Virginia

4 J.W. WALSH - QB

Wuerffel Trophy nominee
OSU's Offensive Player of the Game vs. West Virginia
OSU's Co-Offensive Player of the Game vs. Kansas

3 MARCELL ATEMAN - WR

OSU's Offensive Player of the Game vs. Central Michigan
OSU's Offensive Player of the Game vs. Iowa State

13 DAVID GLIDDEN - WR

Second-Team Academic All-Big 12
OSU's Offensive Player of the Game vs. UCA

12 KIRK TUCKER - LB

OSU's Special Teams Player of the Game vs. UCA
OSU's Special Teams Player of the Game vs. Iowa State

24 MIKETAVIUS JONES - CB

OSU's Special Teams Player of the Game vs. Central Michigan
OSU's Special Teams Player of the Game vs. Kansas

4 DYLAN HARDING - S

First-Team Academic All-Big 12
OSU's Special Teams Player of the Game vs. Kansas State

31 TRE FLOWERS - S

Second-Team Academic All-Big 12
OSU's Defensive Player of the Game vs. West Virginia

52 RYAN SIMMONS - LB

First-Team Academic All-Big 12
Rotary Lombardi Award Watch List

7 BRANDON SHEPERD - WR

OSU's Offensive Player of the Game vs. Texas

32 CHRIS CARSON - RB

OSU's Offensive Player of the Game vs. UTSA

40 DEVANTE AVERETTE - LB

OSU's Defensive Player of the Game vs. Kansas

84 JALEN MCCLESKEY - WR

OSU's Special Teams Player of the Game vs. Texas Tech

92 JIMMY BEAN - DE

Second Team All-Big 12 (Coaches)
OSU's Defensive Player of the Game vs. Central Michigan

44 JEREMY SEATON - CW

First-Team Academic All-Big 12

85 JORDAN FRAZIER - CW

First-Team Academic All-Big 12

3 CHRIS HARDEMAN - CB

First-Team Academic All-Big 12

87 VICTOR IROKANSI - DE

First-Team Academic All-Big 12

15 CHRIS LACY - WR

First-Team Academic All-Big 12

71 BRAD LUNDBLADE - C

CoSIDA First Team Academic All-District
First-Team Academic All-Big 12

82 COLE NEPH - WR

First-Team Academic All-Big 12

30 BRYANT REBER - H

First-Team Academic All-Big 12

61 KALEB SMITH - LS

First-Team Academic All-Big 12

12 KIRK TUCKER - LB

First-Team Academic All-Big 12

90 TRACE CLARK - DE

Second-Team Academic All-Big 12

80 KAMERON DOOLITTLE - WR

Second-Team Academic All-Big 12

5 JEREL MORROW - CB

Second-Team Academic All-Big 12



2015 GAME BOX SCORES

	GAME ONE Sept. 3, 2015 Mt. Pleasant, Mich. Attendance: 19,717 TV: ESPNU
OKLAHOMA STATE RV/RV	24
CENTRAL MICHIGAN	13

Captains: David Glidden, Ryan Simmons, Jimmy Bean, Jerel Morrow

Score by Quarters	1	2	3	4	Score
Oklahoma State	3	7	7	7	24
Central Michigan	3	3	7	0	13

Scoring Summary

1st 09:40	OSU	Grogan, Ben 22 yd field goal	4-6 1:12, OSU 3 - CMU 0
02:51	CMU	EAVEY, Brian 31 yd field goal	14-63 6:49, OSU 3 - CMU 3
2nd 13:20	OSU	Walsh, J.W. 1 yd run (Grogan, Ben kick)	6-47 1:47, OSU 10 - CMU 3
00:20	CMU	EAVEY, Brian 26 yd field goal	11-67 3:52, OSU 10 - CMU 6
3rd 11:17	CMU	RUSH, Cooper 16 yd run (EAVEY, Brian kick)	7-75 3:43, OSU 10 - CMU 13
09:38	OSU	Rudolph, Mason 21 yd run (Grogan, Ben kick)	5-74 1:39, OSU 17 - CMU 13
4th 09:20	OSU	Ateman, Marcell 18 yd pass from Rudolph (Grogan, kick)	12-83 4:34, OSU 24 - CMU 13

	OSU	CMU
FIRST DOWNS	19	18
RUSHES-YARDS (NET)	35-153	28-78
PASSING YDS (NET)	266	265
Passes Att-Comp-Int	32-22-0	42-29-1
TOTAL OFFENSE PLAYS-YARDS	67-419	70-343
Fumble Returns-Yards	0-0	0-0
Punt Returns-Yards	3-0	0-0
Kickoff Returns-Yards	2-42	3-62
Interception Returns-Yards	1-3	0-0
Punts (Number-Avg)	5-46.8	7-39.6
Fumbles-Lost	1-0	1-0
Penalties-Yards	4-35	6-30
Possession Time	26:28	33:32
Third-Down Conversions	6 of 14	8 of 18
Fourth-Down Conversions	0 of 0	0 of 0
Red-Zone Scores-Chances	3-4	3-3
Sacks By: Number-Yards	4-20	2-5

RUSHING: Oklahoma State-Carson, Chris 21-89; Childs, Rennie 5-36; Rudolph, Mason 5-20; Walsh, J.W. 3-9; TEAM 1-minus 1. Central Michigan-RUSH, Cooper 8-51; WALKER, Martez 12-25; SPALDING, Devon 5-7; CHAPMAN, Mark 1-4; WILLIS, Corey 1-minus 3; LAMB, Ryan 1-minus 6.

PASSING: Oklahoma State-Rudolph, Mason 22-32-0-266. Central Michigan-RUSH, Cooper 28-41-1-225; KROLL, Jesse 1-1-0-40; LAMB, Ryan 0-0-0-0.

RECEIVING: Oklahoma State-Glidden, David 5-71; Ateman, Marcell 4-75; Seales, Jhajuan 2-25; Carson, Chris 2-23; Washington, James 2-19; Hays, Austin 2-14; Sheperd, Brandon 1-18; Jarwin, Blake 1-9; Lacy, Chris 1-7; Carr, Jeff 1-6; McCleskey, Jalen 1-minus 1. Central Michigan-CHAPMAN, Mark 6-72; McCORD, Ben 4-59; RICE, Anthony 4-46; SPALDING, Devon 3-25; KROLL, Jesse 3-23; WALKER, Martez 3-8; WILLIS, Corey 2-14; COOPER, Eric 2-9; CONKLIN, Tyler 2-9.

INTERCEPTIONS: Oklahoma State-Flowers, Tre 1-3. Central Michigan-None.

FUMBLES: Oklahoma State-Rudolph, Mason 1-0. Central Michigan-RICE, Anthony 1-0.

	GAME TWO Sept. 12, 2015 Boone Pickens Stadium Attendance: 56,262 TV: FSN
CENTRAL ARKANSAS	8
OKLAHOMA STATE RV/RV	32

Captains: Mason Rudolph, Miketavius Jones, Blake Jarwin, Jeremy Seaton

Score by Quarters	1	2	3	4	Score
Central Arkansas	0	0	8	0	8
Oklahoma State	10	0	10	12	32

Scoring Summary

1st 07:44	OSU	Grogan, Ben 31 yd field goal	8-70 2:39, UCA 0 - OSU 3
04:17	OSU	EAVEY, Brian 31 yd field goal	4-55 1:26, UCA 0 - OSU 10
3rd 12:23	OSU	Glidden 67 yd pass from Rudolph (Grogan kick)	2-61 0:49, UCA 0 - OSU 17
08:08	UCA	Smith 39 yd pass from Reed (Gougler pass from Reed)	10-75 4:15, UCA 8 - OSU 17
03:30	OSU	Grogan, Ben 22 yd field goal	10-42 4:38, UCA 8 - OSU 20
4th 14:53	OSU	Glidden 31 yd pass from Rudolph (Grogan kick blockd)	3-68 0:47, UCA 8 - OSU 26
10:56	OSU	Seaton 6 yd pass from Walsh (Grogan kick blockd)	7-74 2:39, UCA 8 - OSU 32

	UCA	OSU
FIRST DOWNS	12	25
RUSHES-YARDS (NET)	39-92	35-164
PASSING YDS (NET)	128	414
Passes Att-Comp-Int	25-14-0	39-25-1
TOTAL OFFENSE PLAYS-YARDS	64-220	74-578
Fumble Returns-Yards	0-0	0-0
Punt Returns-Yards	1-3	3-1
Kickoff Returns-Yards	4-91	2-64
Interception Returns-Yards	1-37	0-0
Punts (Number-Avg)	10-39.4	5-43.4
Fumbles-Lost	0-0	2-0
Penalties-Yards	7-58	8-65
Possession Time	29:30	30:30
Third-Down Conversions	2 of 15	7 of 16
Fourth-Down Conversions	2 of 3	1 of 1
Red-Zone Scores-Chances	0-0	3-3
Sacks By: Number-Yards	1-7	2-9

RUSHING: Central Arkansas-Thomas, Dominique 14-49; Veasley, Blake 7-20; Reed, Taylor 9-16; Wilson, Jatavius 4-9; Cox, Brandon 1-5; Gardner, Blake 1-2; TEAM 2-minus 4; Warren, Kelton 1-minus 5. Oklahoma State-Childs, Rennie 8-50; Carson, Chris 15-42; Carr, Jeff 6-41; Walsh, J.W. 3-22; Sheperd, Brandon 2-16; Rudolph, Mason 1-minus 7.

PASSING: Central Arkansas-Reed, Taylor 14-25-0-128. Oklahoma State-Rudolph, Mason 23-35-1-401; Walsh, J.W. 2-4-0-13.

RECEIVING: Central Arkansas-Wilson, Jatavius 5-40; Thomas, Dominique 3-17; Smith, Desmond 2-46; Cox, Brandon 2-9; Veasley, Blake 1-13; Dickey, Justin 1-3. Oklahoma State-Glidden, David 4-145; Ateman, Marcell 4-46; Washington, James 3-59; Seales, Jhajuan 3-29; Seaton, Jeremy 3-23; Sheperd, Brandon 2-32; McCleskey, Jalen 1-56; Hays, Austin 1-16; Childs, Rennie 1-10; Frazier, Jordan 1-7; Carr, Jeff 1-minus 3; Carson, Chris 1-minus 6.

INTERCEPTIONS: Central Arkansas-Smith, Tremont 1-37. Oklahoma State-None.

FUMBLES: Central Arkansas-None. Oklahoma State-Carr, Jeff 1-0; Rudolph, Mason 1-0.

	GAME THREE Sept. 19, 2015 Boone Pickens Stadium Attendance: 54,351 TV: FS1
UTSA	14
OKLAHOMA STATE 25/25	69

Captains: Trace Clark, Emmanuel Ogbah, Josh Elias, Zach Crabtree

Score by Quarters	1	2	3	4	Score
UTSA	0	7	0	7	14
Oklahoma State	17	14	10	28	69

Scoring Summary

1st 14:15	OSU	Averette, Devante 6 yd fum return (Grogan, Ben kick)	UTSA 0 - OSU 7
12:33	OSU	Carson, Chris 26 yd run (Grogan, Ben kick)	2-37 0:31, UTSA 0 - OSU 14
02:25	OSU	Grogan, Ben 24 yd field goal	12-89 4:18, UTSA 0 - OSU 17
2nd 11:55	UTSA	Thomas 4 yd pass from Bogenschutz (Portillo kick)	12-65 5:30, UTSA 7 - OSU 17
05:25	OSU	Carson, Chris 1 yd run (Grogan, Ben kick)	6-30 2:58, UTSA 7 - OSU 24
01:02	OSU	Seales, J. 6 yd pass from Rudolph (Grogan kick)	8-91 1:27, UTSA 7 - OSU 31
3rd 13:14	OSU	Glidden, D. 46 yd pass from Rudolph (Grogan kick)	5-75 1:46, UTSA 7 - OSU 38
02:33	OSU	Grogan, Ben 43 yd field goal	9-51 2:28, UTSA 7 - OSU 41
4th 14:37	UTSA	Williams, Jarveon 2 yd run (Portillo, Daniel kick)	11-86 2:56, UTSA 14 - OSU 41
11:11	OSU	Ateman, M. 13 yd pass from Walsh (Grogan kick)	4-38 2:05, UTSA 14 - OSU 48
10:40	OSU	Childs, Rennie 1 yd run (Grogan, Ben kick)	2-6 0:22, UTSA 14 - OSU 55
01:45	OSU	Taylor, Raymond 58 yd run (Grogan kick)	2-67 0:58, UTSA 14 - OSU 62
01:25	OSU	Robertson, Deric 22 yd fum retrun (Hockett, Matt kick)	UTSA 14 - OSU 69

	UTSA	OSU
FIRST DOWNS	20	22
RUSHES-YARDS (NET)	51-176	40-223
PASSING YDS (NET)	170	312
Passes Att-Comp-Int	30-16-2	26-19-0
TOTAL OFFENSE PLAYS-YARDS	81-346	66-534
Fumble Returns-Yards	0-0	2-28
Punt Returns-Yards	2-3	2-17
Kickoff Returns-Yards	10-200	2-46
Interception Returns-Yards	0-0	2-9
Punts (Number-Avg)	6-41.0	5-34.8
Fumbles-Lost	6-5	1-1
Penalties-Yards	7-77	5-45
Possession Time	32:28	27:32
Third-Down Conversions	7 of 17	4 of 11
Fourth-Down Conversions	0 of 0	0 of 0
Red-Zone Scores-Chances	2-4	6-6
Sacks By: Number-Yards	3-19	3-23

RUSHING: UTSA-Williams, Jarveon 17-90; Sturm, Dalton 10-47; Rhodes, Jalen 6-33; Vaughn, Brian 3-11; Hall, Peyton 2-10; Dick, Derrick 1-5; Grubb, Aaron 1-3; Bellomy, Russell 2-2; Bias, Kenny 1-0; Team 2-minus 2; White, Corbin 1-minus 3; Bogenschutz, Blake 5-minus 20. Oklahoma State-Carson, Chris 17-104; Taylor, Raymond 3-76; Childs, Rennie 8-37; Walsh, J.W. 4-16; Carr, Jeff 3-8; Cornelius, Taylor 1-minus 6; Rudolph, Mason 4-minus 13.

PASSING: UTSA-Sturm, Dalton 7-13-0-109; Bogenschutz, Blake 8-13-2-58; Bellomy, Russell 1-4-0-3. Oklahoma State-Rudolph, Mason 17-23-0-280; Walsh, J.W. 2-3-0-32; Cornelius, Taylor 0-0-0-0.

RECEIVING: UTSA-Grubb, Aaron 5-31; Thomas Jr., Kerry 3-43; Morgan II, David 2-46; Jones, Brady 2-14; Taylor, JaBryce 1-19; Clay, Tyrell 1-9; Dick, Derrick 1-5; Campbell Jr., Greg 1-3. Oklahoma State-Glidden, David 3-67; McCleskey, Jalen 3-58; Washington, James 3-35; Hays, Austin 2-20; Seaton, Jeremy 1-45; Sheperd, Brandon 1-38; Veatch, Zac 1-19; Ateman, Marcell 1-13; Childs, Rennie 1-7; Seales, Jhajuan 1-6; Carson, Chris 1-4; Carr, Jeff 1-0.

INTERCEPTIONS: UTSA-None. Oklahoma State-Peterson, Kevin 1-9; Richards, Ramon 1-0.

FUMBLES: UTSA-Bogenschutz, Blake 3-2; Winnegan, Brett 1-1; White, Corbin 1-1; Taylor, JaBryce 1-1. Oklahoma State-McCleskey, Jalen 1-1.



2015 GAME BOX SCORES

	GAME FOUR Sept. 26, 2015 Austin, Texas Attendance: 87,073 TV: ESPN
OKLAHOMA STATE <small>24/22</small>	30
TEXAS	27

Captains: James Washington, Kevin Peterson, Dylan Harding, Michael Wilson

Score by Quarters	1	2	3	4	Score
Oklahoma State	14	3	7	6	30
Texas	6	14	7	0	27

Scoring Summary

1st	10:59	OSU	Sheperd, B. 17 yd pass from Rudolph (Grogan kick)
			9-69 2:27, OSU 7 - UT 0
	08:50	UT	Rose, Nick 41 yd field goal
			5-52 2:04, OSU 7 - UT 3
	07:23	OSU	Walsh, J.W. 4 yd run (Grogan, Ben kick)
			5-75 1:27, OSU 14 - UT 3
	00:52	UT	Rose, Nick 46 yd field goal
			13-46 6:26, OSU 14 - UT 6
2nd	14:25	UT	Ridgeway, H. 34 yd fumble recovery (Rose, Nick kick)
			OSU 14 - UT 13
	09:23	OSU	Grogan, Ben 34 yd field goal
			12-58 5:02, OSU 17 - UT 13
	05:02	UT	Swoopes, Tyrone 7 yd run (Rose, Nick kick)
			11-97 4:16, OSU 17 - UT 20
3rd	08:12	OSU	Seaton 1 yd pass from Walsh, J.W. (Grogan kick)
			13-98 4:58, OSU 24 - UT 20
	01:34	UT	Hill, Holton 41 yd INT return (Rose, Nick kick)
			OSU 24 - UT 27
4th	01:33	OSU	Grogan, Ben 41 yd field goal
			5-27 2:30, OSU 27 - UT 27
	00:06	OSU	Grogan, Ben 40 yd field goal
			2-4 0:30, OSU 30 - UT 27

	OSU	UT
FIRST DOWNS	27	11
RUSHES-YARDS (NET)	46-103	42-171
PASSING YDS (NET)	292	119
Passes Att-Comp-Int	36-24-2	17-9-1
TOTAL OFFENSE PLAYS-YARDS	82-395	59-290
Fumble Returns-Yards	0-0	1-34
Punt Returns-Yards	2-2	3-36
Kickoff Returns-Yards	0-0	5-100
Interception Returns-Yards	1-0	2-70
Punts (Number-Avg)	5-38.8	7-40.3
Fumbles-Lost	1-1	1-0
Penalties-Yards	7-40	16-128
Possession Time	34:07	25:53
Third-Down Conversions	9 of 16	4 of 16
Fourth-Down Conversions	0 of 0	1 of 2
Red-Zone Scores-Chances	6-6	2-2
Sacks By: Number-Yards	7-54	3-24

RUSHING: Oklahoma State-Childs, Rennie 21-54; Carson, Chris 12-39; Walsh, J.W. 4-27; Sheperd, Brandon 2-13; Carr, Jeff 1-2; Rudolph, Mason 6-minus 32. Texas-Gray, Johnathan 11-55; Heard, Jerrod 19-48; Swoopes, Tyrone 3-35; Foreman, D'Onta 7-15; McNeal, DeAndre 1-9; Johnson, Daje 1-9.

PASSING: Oklahoma State-Rudolph, Mason 22-34-2-290; Walsh, J.W. 2-2-0-2. Texas-Heard, Jerrod 9-17-1-119.

RECEIVING: Oklahoma State-Sheperd, Brandon 5-43; Ateman, Marcell 4-69; Washington, James 4-42; Glidden, David 3-41; Jarwin, Blake 3-41; Seales, Jhajuan 2-47; Hays, Austin 2-8; Seaton, Jeremy 1-1. Texas-Johnson, Marcus 2-50; Foreman, D'Onta 2-20; Johnson, Daje 2-6; Bluiett, Caleb 1-29; Foreman, Armant 1-10; Burt, John 1-4.

INTERCEPTIONS: Oklahoma State-Jacobs, Seth 1-0. Texas-Hill, Holton 1-41; Haines, Dylan 1-29.

FUMBLES: Oklahoma State-Rudolph, Mason 1-1. Texas-None.

	GAME FIVE Oct. 3, 2015 Boone Pickens Stadium Attendance: 57,618 TV: FS1
KANSAS STATE <small>RV/RV</small>	34
OKLAHOMA STATE <small>20/19</small>	36

Captains: Emmanuel Ogbah, Zach Crabtree, Trace Clark, Josh Elias

Score by Quarters	1	2	3	4	Score
Kansas State	14	14	0	6	34
Oklahoma State	7	13	6	10	36

Scoring Summary

1st	10:09	KS	Cook, Kody 3 yd run (Cantele, Jack kick)
			11-67 4:51, KS 7 - OSU 0
	07:31	OSU	Washington 32 yd pass from Rudolph (Grogan kick)
			7-66 2:38, KS 7 - OSU 7
	01:25	KS	Gronkowski, G 4 yd pass from Cook (Cantele kick)
			11-74 6:06, KS 14 - OSU 7
2nd	13:14	OSU	McCleskey 4 yd pass from Walsh (Grogan kick blocked)
			13-64 3:11, KS 14 - OSU 13
	10:46	KS	Burton 17 yd pass from Cook, Kody (Cantele kick)
			5-75 2:28, KS 21 - OSU 13
	04:37	KS	Silmon, Justin 6 yd run (Cantele, Jack kick)
			1-6 0:06, KS 28 - OSU 13
	00:46	OSU	Ateman 11 yd pass from Rudolph (Grogan kick)
			13-83 3:51, KS 28 - OSU 20
3rd	07:00	OSU	Taylor, Raymond 1 yd run (Hays, Austin pass failed)
			8-71 2:47, KS 28 - OSU 26
4th	06:06	OSU	Sheperd 3 yd pass from Rudolph (Grogan kick)
			5-80 1:53, KS 28 - OSU 33
	03:01	KS	Hubener, Joe 5 yd run (Hubener, Joe pass failed)
			7-94 3:05, KS 34 - OSU 33
	00:32	OSU	Grogan, Ben 37 yd field goal
			10-45 2:29, KS 34 - OSU 36

	KS	OSU
FIRST DOWNS	22	26
RUSHES-YARDS (NET)	42-144	27-49
PASSING YDS (NET)	207	441
Passes Att-Comp-Int	25-13-1	56-35-1
TOTAL OFFENSE PLAYS-YARDS	67-351	83-490
Fumble Returns-Yards	1-9	0-0
Punt Returns-Yards	2-0	2-12
Kickoff Returns-Yards	5-95	4-88
Interception Returns-Yards	1-0	1-0
Punts (Number-Avg)	6-47.5	4-37.5
Fumbles-Lost	0-0	1-1
Penalties-Yards	9-54	8-95
Possession Time	34:33	25:27
Third-Down Conversions	4 of 11	9 of 15
Fourth-Down Conversions	1 of 1	1 of 1
Red-Zone Scores-Chances	5-5	5-5
Sacks By: Number-Yards	2-9	6-40

RUSHING: Kansas State-Cook, Kody 21-87; Silmon, Justin 15-50; Hubener, Joe 4-8; Heath, Dominique 1-3; Gronkowski, Glenn 1-minus 4. Oklahoma State-Taylor, Raymond 9-35; McCleskey, Jalen 2-19; Carr, Jeff 6-15; Washington, James 1-10; Walsh, J.W. 3-minus 1; TEAM 2-minus 2; Rudolph, Mason 4-minus 27.

PASSING: Kansas State-Cook, Kody 10-16-0-122; Hubener, Joe 3-9-1-85; Gronkowski, Glenn 0-0-0-0. Oklahoma State-Rudolph, Mason 34-55-1-437; Walsh, J.W. 1-1-0-4.

RECEIVING: Kansas State-Heath, Dominique 3-49; Klein, Kyle 3-36; Burton, Deante 2-33; Davis, Andre 2-7; Jones, Charles 1-72; West, Steven 1-6; Gronkowski, Glenn 1-4. Oklahoma State-Glidden, David 8-83; Washington, James 7-100; Ateman, Marcell 6-101; Hays, Austin 5-32; Sheperd, Brandon 3-56; McCleskey, Jalen 3-12; Seales, Jhajuan 1-40; Lacy, Chris 1-15; Carr, Jeff 1-2.

INTERCEPTIONS: Kansas State-Davis, Will 1-0. Oklahoma State-Hunter, Michael 1-0.

FUMBLES: Kansas State-None. Oklahoma State-Rudolph, Mason 1-1.

	GAME SIX Oct. 10, 2015 Morgantown, W.Va. Attendance: 60,410 TV: ESPN2
OKLAHOMA STATE <small>21/19</small>	33
WEST VIRGINIA <small>RV/RV</small>	26

Captains: Kirk Tucker, Victor Salako, Jordan Sterns, Marcell Ateman

Score by Quarters	1	2	3	4	OT	Score
Oklahoma State	7	10	6	3	7	33
West Virginia	0	2	14	10	0	26

Scoring Summary

1st	04:05	OSU	Ogbah, Emmanuel 0 yd fum recovery (Grogan, kick)
			OSU 7 - WVU 0
2nd	14:02	OSU	Childs, Rennie 1 yd run (Grogan, Ben kick)
			5-28 1:19, OSU 14 - WVU 0
	10:11	WVU	Rose, Kyle safety
			OSU 14 - WVU 2
	03:43	OSU	Grogan, Ben 21 yd field goal
			12-76 4:10, OSU 17 - WVU 2
3rd	12:44	WVU	Smallwood, W. 29 yd run (Lambert, Josh kick)
			7-61 2:09, OSU 17 - WVU 9
	09:20	OSU	Jarwin 4 yd pass from Walsh (TEAM rush fumbld)
			9-86 2:37, OSU 23 - WVU 9
	07:48	WVU	Gibson 48 yd pass from Howard (Lambert, Josh kick)
			5-75 1:25, OSU 23 - WVU 16
4th	13:50	WVU	Lambert, Josh 38 yd field goal
			12-43 4:25, OSU 23 - WVU 19
	05:36	OSU	Grogan, Ben 22 yd field goal
			4-6 1:57, OSU 26 - WVU 19
	02:44	WVU	Howard, Skyler 3 yd run (Lambert, Josh kick)
			10-68 2:45, OSU 26 - WVU 26
OT	15:00	OSU	Walsh, J.W. 2 yd run (Grogan, Ben kick)
			6-25 0:00, OSU 33 - WVU 26

	OSU	WVU
FIRST DOWNS	20	26
RUSHES-YARDS (NET)	38-134	61-255
PASSING YDS (NET)	228	188
Passes Att-Comp-Int	43-22-3	37-18-1
TOTAL OFFENSE PLAYS-YARDS	81-362	98-443
Fumble Returns-Yards	0-0	0-0
Punt Returns-Yards	1-0	3-3
Kickoff Returns-Yards	2-25	7-154
Interception Returns-Yards	1-19	3-0
Punts (Number-Avg)	8-44.9	8-47.6
Fumbles-Lost	1-0	5-3
Penalties-Yards	7-55	11-107
Possession Time	28:51	31:09
Third-Down Conversions	6 of 18	6 of 20
Fourth-Down Conversions	1 of 1	3 of 4
Red-Zone Scores-Chances	5-5	1-3
Sacks By: Number-Yards	3-8	2-7

RUSHING: Oklahoma State-Rudolph, Mason 7-48; Childs, Rennie 10-34; Carson, Chris 14-21; Walsh, J.W. 4-17; Seales, Jhajuan 1-13; Taylor, Raymond 1-1; Sheperd, Brandon 1-0. West Virginia-Smallwood, W. 19-147; Shell, Rushel 19-48; Howard, Skyler 19-47; Crest, William 3-15; TEAM 1-minus 2.

PASSING: Oklahoma State-Rudolph, Mason 20-40-3-218; Walsh, J.W. 2-3-0-10. West Virginia-Howard, Skyler 18-35-1-188; Crest, William 0-2-0-0.

RECEIVING: Oklahoma State-Glidden, David 5-50; Jarwin, Blake 3-37; Ateman, Marcell 2-41; Childs, Rennie 2-36; Washington, James 2-30; Hays, Austin 2-13; Carson, Chris 1-11; McCleskey, Jalen 1-6; Seales, Jhajuan 1-4; Seaton, Jeremy 1-1; Carr, Jeff 1-0; Sheperd, Brandon 1-minus 1. West Virginia-Gibson, Shelton 5-84; Shorts, Daikiel 5-41; Smallwood, W. 3-16; Durante, Jovon 2-21; Shell, Rushel 1-12; Thompson, J. 1-11; Wellman, Elijah 1-3.

INTERCEPTIONS: Oklahoma State-Averette, Devante 1-19. West Virginia-Chestnut, T. 1-0; Kwiatkoski, N. 1-0; Worley, Daryl 1-0.

FUMBLES: Oklahoma State-McCleskey, Jalen 1-0. West Virginia-Howard, Skyler 2-1; Jennings, Gary 1-0; Smallwood, W. 1-1; Shell, Rushel 1-1.



2015 GAME BOX SCORES

	GAME SEVEN Oct. 24, 2015 Boone Pickens Stadium Attendance: 59,486 TV: FS1
KANSAS	10
OKLAHOMA STATE <small>14/12</small>	58

Captains: Jeremy Seaton, Michael Hunter, Miketavius Jones, Tre Flowers

Score by Quarters	1	2	3	4	Score
Kansas	0	10	0	0	10
Oklahoma State	14	21	21	2	58

Scoring Summary

1st	12:10	OSU	Walsh, J.W. 3 yd run (Grogan, Ben kick), 8-70 2:07, KU 0 - OSU 7
	02:47	OSU	Walsh, J.W. 1 yd run (Grogan, Ben kick), 10-47 4:09, KU 0 - OSU 14
2nd	14:50	OSU	Jones, M 13 yd blocked punt return (Grogan kick) KU 0 - OSU 21
	10:31	OSU	Carr, Jeff 2 yd run (Grogan, Ben kick) 6-86 3:04, KU 0 - OSU 28
	08:41	KU	Bartolotta, Nick 40 yd field goal 7-31 1:50, KU 3 - OSU 28
	07:17	OSU	Washington, J. 8 yd pass from Rudolph, M. (Grogan, kick) 4-70 1:24, KU 3 - OSU 35
	03:43	KU	Sims 33 yd pass from Willis, Ryan (Bartolotta kick) 4-62 1:15, KU 10 - OSU 35
3rd	14:10	OSU	Walsh, J.W. 4 yd run (Grogan, Ben kick) 3-35 0:50, KU 10 - OSU 42
	12:19	OSU	Lacy, Chris 6 yd pass from Walsh (Grogan, Ben kick) 3-30 1:09, KU 10 - OSU 49
	07:25	OSU	Lacy, Chris 38 yd pass from Walsh (Grogan, Ben kick) 7-72 3:10, KU 10 - OSU 56
4th	04:55	OSU	Ferguson, Tyler safety KU 10 - OSU 58

	KU	OSU
FIRST DOWNS	9	33
RUSHES-YARDS (NET)	27-30	47-202
PASSING YDS (NET)	191	381
Passes Att-Comp-Int	31-12-2	36-27-0
TOTAL OFFENSE PLAYS-YARDS	58-221	83-583
Fumble Returns-Yards	0-0	0-0
Punt Returns-Yards	0-0	5-63
Kickoff Returns-Yards	5-131	2-47
Interception Returns-Yards	0-0	2-18
Punts (Number-Avg)	8-43.1	4-35.5
Fumbles-Lost	0-0	0-0
Penalties-Yards	10-102	2-25
Possession Time	22:37	37:23
Third-Down Conversions	5 of 16	6 of 13
Fourth-Down Conversions	0 of 0	1 of 1
Red-Zone Scores-Chances	1-1	6-7
Sacks By: Number-Yards	4-23	3-20

RUSHING: Kansas-Mann, De'Andre 7-30; Kinner, Ke'aun 9-16; Cox, Taylor 5-5; Martin, Taylor 1-minus 1; Willis, Ryan 5-minus 20. Oklahoma State-Carr, Jeff 12-51; Carson, Chris 9-44; Walsh, J.W. 6-24; Taylor, Raymond 5-23; Childs, Rennie 4-21; Bennett, Corey 2-18; Cornelius, Taylor 3-11; McCleskey, Jalen 1-10; Rudolph, Mason 5-0.

PASSING: Kansas-Willis, Ryan 12-31-2-191. Oklahoma State-Rudolph, Mason 20-26-0-305; Walsh, J.W. 5-5-0-68; Cornelius, Taylor 2-5-0-8.

RECEIVING: Kansas-Parmalee, Tre' 6-115; Booker, Jeremiah 2-37; Sims, Steven 1-33; Crawley, Darius 1-6; Johnson, Ben 1-1; Moore, Emmanuel 1-minus 1. Oklahoma State-Washington, James 6-103; Glidden, David 6-91; Lacy, Chris 4-76; Jarwin, Blake 2-44; Hays, Austin 2-19; Seales, Jhajuan 2-13; McCleskey, Jalen 1-20; Neph, Cole 1-5; Carson, Chris 1-4; Doolittle, Cameron 1-3; Childs, Rennie 1-3.

INTERCEPTIONS: Kansas-None. Oklahoma State-Averette, Devante 1-18; Jacobs, Seth 1-0.

FUMBLES: Kansas-None. Oklahoma State-None.

	GAME EIGHT Oct. 31, 2015 Lubbock, Texas Attendance: 54,872 TV: ESPN
OKLAHOMA STATE <small>12/10</small>	70
TEXAS TECH	53

Captains: James Washington, Zach Crabtree, Seth Jacobs, Jalen McCleskey

Score by Quarters	1	2	3	4	Score
Oklahoma State	14	14	14	28	70
Texas Tech	24	14	0	15	53

Scoring Summary

1st	14:14	TTU	Stockton 42 yd pass from Mahomes (Hatfield, kick) 3-75 0:46, OSU 0 - TTU 7
	09:34	TTU	Stockton 3 yd pass from Mahomes (Hatfield kick) 4-97 1:33, OSU 0 - TTU 14
	06:21	TTU	Hatfield, C. 42 yd field goal 6-14 2:11, OSU 0 - TTU 17
	04:25	OSU	Jarwin 19 yd pass from Hays, Austin (Grogan kick) 8-75 1:56, OSU 7 - TTU 17
	04:13	TTU	Grant, Jakeem 100 yd kickoff return (Hatfield, C. kick) OSU 7 - TTU 24
	00:42	OSU	Hays 12 yd pass from Rudolph (Grogan kick) 9-82 3:31, OSU 14 - TTU 24
2nd	11:35	TTU	Grant, J. 12 yd pass from Mahomes, P. (Hatfield kick) 11-65 4:07, OSU 14 - TTU 31
	08:14	OSU	Taylor, Raymond 4 yd run (Grogan, Ben kick) 8-67 3:21, OSU 21 - TTU 31
	03:37	OSU	Sheperd 31 yd pass from Rudolph (Grogan kick) 7-64 2:51, OSU 28 - TTU 31
	00:46	TTU	Mahomes, P. 1 yd run (Hatfield, C. kick) 8-62 2:51, OSU 28 - TTU 38
3rd	08:51	OSU	McCleskey, Jalen 67 yd punt return (Grogan kick) OSU 35 - TTU 38
	01:49	OSU	Taylor, Raymond 28 yd run (Grogan, Ben kick) 6-66 2:17, OSU 42 - TTU 38
4th	12:40	TTU	Sadler 20 yd pass from Mahomes, P. (Hatfield kick) 12-75 4:09, OSU 42 - TTU 45
	12:04	OSU	Walsh, J.W. 1 yd run (Grogan, Ben kick) 2-65 0:36, OSU 49 - TTU 45
	09:23	OSU	Washington 75 yd pass from Walsh (Grogan kick) 3-93 1:08, OSU 56 - TTU 45
	04:48	TTU	Washington, De. 4 yd run (Giles pass from Mahomes) 12-75 4:35, OSU 56 - TTU 53
	03:50	OSU	Washington 73 yd pass from Walsh (Grogan kick) 2-75 0:58, OSU 63 - TTU 53
	00:06	OSU	Richards, Ramon 59 yd INT return (Grogan, Ben) OSU 70 - TTU 53

	OSU	TTU
FIRST DOWNS	29	32
RUSHES-YARDS (NET)	36-184	39-162
PASSING YDS (NET)	478	480
Passes Att-Comp-Int	43-27-1	55-38-2
TOTAL OFFENSE PLAYS-YARDS	79-662	94-642
Fumble Returns-Yards	0-0	0-0
Punt Returns-Yards	1-67	1-13
Kickoff Returns-Yards	3-63	7-177
Interception Returns-Yards	2-67	1-3
Punts (Number-Avg)	5-40.2	3-40.3
Fumbles-Lost	3-0	2-1
Penalties-Yards	7-65	7-66
Possession Time	27:36	32:24
Third-Down Conversions	7 of 14	10 of 17
Fourth-Down Conversions	1 of 1	1 of 3
Red-Zone Scores-Chances	4-4	5-5
Sacks By: Number-Yards	2-8	2-14

RUSHING: Oklahoma State-Walsh, J.W. 8-80; Taylor, Raymond 5-58; Carson, Chris 7-26; Carr, Jeff 2-15; Childs, Rennie 4-13; Rudolph, Mason 8-minus 1; TEAM 2-minus 7. Texas Tech-Washington, De. 22-95; Mahomes, P. 11-46; Stockton, J. 3-17; Barden, Michael 2-5; Grant, Jakeem 1-minus 1.

PASSING: Oklahoma State-Rudolph, Mason 21-35-1-285; Walsh, J.W. 4-5-0-167; TEAM 0-1-0-0; Hays, Austin 1-1-0-19; Carson, Chris 1-1-0-7. Texas Tech-Mahomes, P. 38-55-2-480.

RECEIVING: Oklahoma State-McCleskey, Jalen 5-9; Washington, James 4-200; Glidden, David 4-80; Ateman, Marcell 3-31; Hays, Austin 3-30; Sheperd, Brandon 2-54; Carson, Chris 2-26; Lacy, Chris 2-22; Jarwin, Blake 1-19; Rudolph, Mason 1-7. Texas Tech-Grant, Jakeem 13-178; Sadler, Ian 8-122; Lauderdale, D. 4-49; Stockton, J. 3-48; Austin, Zach 3-27; Batson, Cameron 3-18; Washington, De. 2-16; Davis, Reginald 1-14; Clark, Le'Raven 1-8.

INTERCEPTIONS: Oklahoma State-Richards, Ramon 1-59; Hunter, Michael 1-8. Texas Tech-Allen, Dakota 1-3.

FUMBLES: Oklahoma State-Hays, Austin 1-0; Walsh, J.W. 1-0; Rudolph, Mason 1-0. Texas Tech-Barden, Michael 1-0; Mahomes, P. 1-1.



James Washington caught four passes for 200 yards against the Red Raiders and set a single-game school record by averaging 50 yards per reception.



2015 GAME BOX SCORES



The Cowboy defense posted four interceptions against TCU.

	GAME 10 Nov. 14, 2015 Ames, Iowa Attendance: 54,180 TV: ESPN			
	<table border="1"> <tr> <td>OKLAHOMA STATE 5/5</td> <td style="text-align: right;">35</td> </tr> <tr> <td>IOWA STATE</td> <td style="text-align: right;">31</td> </tr> </table>	OKLAHOMA STATE 5/5	35	IOWA STATE
OKLAHOMA STATE 5/5	35			
IOWA STATE	31			

Captains: Austin Hays, Zac Veatch, Michael Hunter, Kameron Doolittle

Score by Quarters	1	2	3	4	Score
Oklahoma State	7	7	7	14	35
Iowa State	17	7	7	0	31

Scoring Summary

1st	13:10	ISU	Lanning, Joel 24 yd run (Netten, Cole kick)
	6:75	OSU 0 - ISU 7	
	09:44	OSU	Ateman 16 yd pass from Rudolph (Grogan kick)
	9:81	3:20, OSU 7 - ISU 7	
	06:58	ISU	Lazard 24 yd pass from Lanning (Netten kick)
	6:89	2:40, OSU 7 - ISU 14	
	03:04	ISU	Netten, Cole 21 yd field goal
	6:53	2:20, OSU 7 - ISU 17	
2nd	09:29	ISU	Thomas, Joshua 1 yd run (Netten, Cole kick)
	11:80	3:53, OSU 7 - ISU 24	
	02:14	OSU	Carson, Chris 1 yd run (Grogan, Ben kick)
	16:88	7:10, OSU 14 - ISU 24	
3rd	08:44	OSU	Walsh, J.W. 1 yd run (Grogan, Ben kick)
	14:92	6:10, OSU 21 - ISU 24	
	02:04	ISU	Lanning, Joel 21 yd run (Netten, Cole kick)
	4:38	0:52, OSU 21 - ISU 31	
4th	11:33	OSU	Walsh, J.W. 16 yd run (Grogan, Ben kick)
	8:58	2:38, OSU 28 - ISU 31	
	03:06	OSU	Carr, Jeff 7 yd pass from Walsh, J.W. (Grogan kick)
	11:84	4:54, OSU 35 - ISU 31	

	GAME NINE Nov. 7, 2015 Boone Pickens Stadium Attendance: 59,061 TV: FOX			
	<table border="1"> <tr> <td>TCU 5/3</td> <td style="text-align: right;">29</td> </tr> <tr> <td>OKLAHOMA STATE 12/10</td> <td style="text-align: right;">49</td> </tr> </table>	TCU 5/3	29	OKLAHOMA STATE 12/10
TCU 5/3	29			
OKLAHOMA STATE 12/10	49			

Captains: David Glidden, Austin Hays, Jordan Burton, Motekial Maile

Score by Quarters	1	2	3	4	Score
TCU	9	0	7	13	29
Oklahoma State	14	14	14	7	49

Scoring Summary

1st	11:05	OSU	Washington 48 yd pass from Rudolph (Grogan kick)
	3:46	0:46, TCU 0 - OSU 7	
	06:28	TCU	Boykin, Trevone 1 yd run (Oberkrom kick blocked)
	11:80	4:37, TCU 6 - OSU 7	
	06:02	OSU	Washington 50 yd pass from Rudolph (Grogan kick)
	2:63	0:26, TCU 6 - OSU 14	
	03:24	TCU	Oberkrom, Jaden 23 yd field goal
	6:76	2:38, TCU 9 - OSU 14	
2nd	13:37	OSU	Carr, Jeff 12 yd pass from Rudolph (Grogan kick)
	5:61	1:13, TCU 9 - OSU 21	
	07:57	OSU	Ateman 82 yd pass from Rudolph (Grogan kick)
	3:86	0:57, TCU 9 - OSU 28	
3rd	12:08	OSU	Walsh, J.W. 1 yd run (Grogan, Ben kick)
	1:1	0:03, TCU 9 - OSU 35	
	08:56	TCU	Boykin, Trevone 1 yd run (Oberkrom, Jaden kick)
	9:54	3:12, TCU 16 - OSU 35	
	08:07	OSU	Washington 74 yd pass from Rudolph (Grogan kick)
	2:75	0:49, TCU 16 - OSU 42	
4th	14:19	TCU	Listenbee 32 yd pass from Boykin (Oberkrom kick)
	5:64	1:13, TCU 23 - OSU 42	
	02:28	TCU	Green, Aaron 1 yd run (Boykin, Trevone pass failed)
	5:52	1:15, TCU 29 - OSU 42	
	00:44	OSU	Whitener, Chad 42 yd INT return (Grogan kick)
	TCU 29 - OSU 49		

	TCU	OSU
FIRST DOWNS	36	16
RUSHES-YARDS (NET)	52-218	26-81
PASSING YDS (NET)	445	375
Passes Att-Comp-Int	58-35-4	27-18-0
TOTAL OFFENSE PLAYS-YARDS	110-663	53-456
Fumble Returns-Yards	0-0	0-0
Punt Returns-Yards	3-25	2-5
Kickoff Returns-Yards	5-128	3-67
Interception Returns-Yards	0-0	4-73
Punts (Number-Avg)	4-42.0	9-42.1
Fumbles-Lost	0-0	1-0
Penalties-Yards	7-70	7-67
Possession Time	37:06	22:54
Third-Down Conversions	9 of 19	2 of 11
Fourth-Down Conversions	2 of 4	0 of 0
Red-Zone Scores-Chances	4-6	2-2
Sacks By: Number-Yards	1-4	3-12

RUSHING: TCU-Green, Aaron 24-97; Boykin, Trevone 19-73; Johnson, T. 4-22; Turpin, K. 4-22; Hicks, Kyle 1-4. Oklahoma State-Taylor, Raymond 9-28; Rudolph, Mason 8-26; Childs, Rennie 2-14; Carson, Chris 1-11; Walsh, J.W. 3-4; Carr, Jeff 2-2; McCleskey, Jalen 1-minus 4.

PASSING: TCU-Boykin, Trevone 35-57-4-445; Hicks, Kyle 0-1-0-0. Oklahoma State-Rudolph, Mason 16-24-0-352; Walsh, J.W. 2-3-0-23.

RECEIVING: TCU-Nixon, Shaun 9-146; Turpin, K. 7-107; Doctson, Josh 6-64; Stewart, J. 4-15; Listenbee, K. 3-58; Green, Aaron 3-18; Hicks, Kyle 2-23; Austin, Jaelan 1-14. Oklahoma State-Washington, James 5-184; McCleskey, Jalen 4-30; Carr, Jeff 3-9; Ateman, Marcell 1-82; Veatch, Zac 1-25; Jarwin, Blake 1-18; Hays, Austin 1-13; Taylor, Raymond 1-13; Glidden, David 1-1.

INTERCEPTIONS: TCU-None. Oklahoma State-Whitener, Chad 2-65; Burton, Jordan 1-8; Flowers, Tre 1-0.

FUMBLES: TCU-None. Oklahoma State-McCleskey, Jalen 1-0.

	OSU	ISU
FIRST DOWNS	28	19
RUSHES-YARDS (NET)	48-154	38-249
PASSING YDS (NET)	343	162
Passes Att-Comp-Int	38-26-0	22-11-1
TOTAL OFFENSE PLAYS-YARDS	86-497	60-411
Fumble Returns-Yards	0-0	0-0
Punt Returns-Yards	0-0	1-13
Kickoff Returns-Yards	6-100	5-99
Interception Returns-Yards	1-5	0-0
Punts (Number-Avg)	3-37.7	4-37.2
Fumbles-Lost	2-1	1-0
Penalties-Yards	6-48	3-30
Possession Time	35:27	24:33
Third-Down Conversions	11 of 17	6 of 13
Fourth-Down Conversions	1 of 1	1 of 2
Red-Zone Scores-Chances	5-6	2-2
Sacks By: Number-Yards	2-11	3-11

RUSHING: Oklahoma State-Carson, Chris 12-70; Taylor, Raymond 9-41; Walsh, J.W. 12-28; Rudolph, Mason 7-12; Sheperd, Brandon 2-10; Carr, Jeff 1-2; Ateman, Marcell 1-1; TEAM 4-minus 10. Iowa State-Lanning, Joel 14-130; Warren, Mike 15-73; Ryan, Trever 2-23; Thomas, Joshua 7-23.

PASSING: Oklahoma State-Rudolph, Mason 24-36-0-327; Walsh, J.W. 2-2-0-16. Iowa State-Lanning, Joel 11-22-1-162.

RECEIVING: Oklahoma State-Ateman, Marcell 8-132; Glidden, David 6-85; Washington, James 4-48; Jarwin, Blake 3-22; McCleskey, Jalen 1-22; Carson, Chris 1-10; Childs, Rennie 1-9; Sheperd, Brandon 1-8; Carr, Jeff 1-7. Iowa State-Lazard, Allen 3-74; Montgomery, D. 3-23; Bunderage, Q. 2-46; Thomas, Joshua 1-14; Warren, Mike 1-4; Epps, Carson 1-1.

INTERCEPTIONS: Oklahoma State-Sterns, Jordan 1-5. Iowa State-None.

FUMBLES: Oklahoma State-Jarwin, Blake 1-1; Rudolph, Mason 1-0. Iowa State-Ryan, Trever 1-0.



2015 GAME BOX SCORES

	GAME 11	
	Nov. 21, 2015 Boone Pickens Stadium Attendance: 58,669 TV: FOX	
BAYLOR 10/10	45	
OKLAHOMA STATE 4/4	35	

Captains: James Washington, Emmanuel Ogbah, Jordan Sterns, Zac Veatch

Score by Quarters	1	2	3	4	Score
Baylor	14	10	14	7	45
Oklahoma State	14	0	7	14	35

Scoring Summary

1st	14:04	BU	Linwood, Shock 5 yd run (Callahan, Chris kick)
	4:64	0:56	BU 7 - OSU 0
	11:56	BU	Cannon, KD 59 yd pass from Stidham (Callahan kick)
	5:77	1:13	BU 14 - OSU 0
	08:38	OSU	McCleskey 3 yd pass from Walsh, J.W. (Grogan kick)
	10:77	3:18	BU 14 - OSU 7
	06:40	OSU	Washington 39 yd pass from Rudolph (Grogan kick)
	2:58	0:19	BU 14 - OSU 14
2nd	14:57	BU	Chafin, Devin 1 yd run (Callahan, Chris kick)
	13:83	3:09	BU 21 - OSU 14
	03:25	BU	Callahan, Chris 34 yd field goal
	10:58	3:19	BU 24 - OSU 14
3rd	09:59	BU	Lee, Jay 39 yd pass from Johnson (Callahan kick)
	11:81	3:58	BU 31 - OSU 14
	06:24	BU	Cannon, KD 71 yd pass from Johnson (Callahan kick)
	5:83	1:40	BU 38 - OSU 14
	03:19	OSU	McCleskey 9 yd pass from Rudolph (Grogan kick)
	11:67	3:05	BU 38 - OSU 21
4th	05:00	OSU	Washington 19 yd pass from Rudolph (Grogan kick)
	7:48	2:10	BU 38 - OSU 28
	02:10	BU	Johnson, Chris 4 yd run (Callahan, Chris kick)
	7:30	2:50	BU 45 - OSU 28
	01:12	OSU	Walsh, J.W. 2 yd run (Grogan, Ben kick)
	5:65	0:58	BU 45 - OSU 35

	BU	OSU
FIRST DOWNS	32	19
RUSHES-YARDS (NET)	73-304	23-8
PASSING YDS (NET)	396	433
Passes Att-Comp-Int	31-17-1	51-28-0
TOTAL OFFENSE PLAYS-YARDS	104-700	74-441
Fumble Returns-Yards	0-0	0-0
Punt Returns-Yards	1-2	0-0
Kickoff Returns-Yards	4-91	8-152
Interception Returns-Yards	0-0	1-34
Punts (Number-Avg)	2-37.0	10-39.0
Fumbles-Lost	3-2	1-0
Penalties-Yards	8-55	5-30
Possession Time	35:29	24:31
Third-Down Conversions	14 of 22	5 of 15
Fourth-Down Conversions	2 of 3	1 of 1
Red-Zone Scores-Chances	4-4	4-4
Sacks By: Number-Yards	6-42	1-6

RUSHING: Baylor-Linwood, Shock 20-91; Jefferson, J. 17-62; Chafin, Devin 16-60; Johnson, Chris 6-42; Stidham, Jarrett 7-36; Coleman, Corey 3-21; TEAM 4-minus 8. Oklahoma State-Carson, Chris 6-20; Walsh, J.W. 5-9; Carr, Jeff 1-6; Taylor, Raymond 2-6; Childs, Rennie 2-5; Rudolph, Mason 7-minus 38.

PASSING: Baylor-Stidham, Jarrett 12-21-0-258; Johnson, Chris 5-10-1-138. Oklahoma State-Rudolph, Mason 27-50-0-430; Walsh, J.W. 1-1-0-3.

RECEIVING: Baylor-Cannon, KD 5-210; Lee, Jay 5-87; Coleman, Corey 5-77; Hawthorne, Lynx 1-17; Zamora, Ishmael 1-5. Oklahoma State-Washington, James 5-88; Ateman, Marcell 5-83; Glidden, David 5-69; McCleskey, Jalen 3-16; Seales, Jhajuan 2-89; Carson, Chris 2-36; Veatch, Zac 2-19; Sheperd, Brandon 2-17; Hays, Austin 1-16; Childs, Rennie 1-0.

INTERCEPTIONS: Baylor-None. Oklahoma State-Sterns, Jordan 1-34.

FUMBLES: Baylor-Stidham, Jarrett 1-1; TEAM 1-0; Linwood, Shock 1-1. Oklahoma State-Lacy, Chris 1-0.

	GAME 12	
	Nov. 28, 2015 Boone Pickens Stadium Attendance: 58,231 TV: ABC	
OKLAHOMA 5/5	58	
OKLAHOMA STATE 9/10	23	

Captains: Brandon Sheperd, Kevin Peterson, David Glidden, Zac Veatch

Score by Quarters	1	2	3	4	Score
Oklahoma	14	30	7	7	58
Oklahoma State	10	10	3	0	23

Scoring Summary

1st	06:49	OSU	Grogan, Ben 43 yd field goal
	9:44	4:25	OU 0 - OSU 3
	06:33	OU	Shepard 4 yd pass from Mayfield (Seibert kick)
	1:4	0:16	OU 7 - OSU 3
	04:36	OSU	Seales 26 yd pass from Walsh, J.W. (Grogan kick)
	5:70	1:57	OU 7 - OSU 10
	02:04	OU	Perine, Samaje 68 yd run (Seibert, Austin kick)
	1:68	0:11	OU 14 - OSU 10
2nd	13:49	OU	Mixon, Joe 66 yd run (Seibert, Austin kick)
	4:76	1:21	OU 21 - OSU 10
	07:25	OU	Flowers, D. 5 yd pass from Mayfield (Seibert kick)
	12:80	3:52	OU 28 - OSU 10
	06:59	OU	Thomas, J. 32 yd INT return (Seibert kick blockd)
	OU 34 - OSU 10		
	06:41	OSU	Washington 72 yd pass from Walsh (Grogan kick)
	1:72	0:18	OU 34 - OSU 17
	04:14	OU	Perine, Samaje 25 yd run (Seibert, Austin kick)
	7:69	2:27	OU 41 - OSU 17
	01:14	OU	Seibert, Austin 40 yd field goal
	4:7	2:10	OU 44 - OSU 17
	00:00	OSU	Grogan, Ben 36 yd field goal
	11:56	1:14	OU 44 - OSU 20
3rd	08:46	OSU	Grogan, Ben 21 yd field goal
	11:70	4:52	OU 44 - OSU 23
	04:42	OU	Mayfield, Baker 5 yd run (Seibert, Austin kick)
	10:72	4:04	OU 51 - OSU 23
4th	02:15	OU	Mixon, Joe 6 yd run (Seibert, Austin kick)
	10:64	6:11	OU 58 - OSU 23

	OU	OSU
FIRST DOWNS	23	22
RUSHES-YARDS (NET)	42-344	29-132
PASSING YDS (NET)	180	325
Passes Att-Comp-Int	25-17-0	45-25-2
TOTAL OFFENSE PLAYS-YARDS	67-524	74-457
Fumble Returns-Yards	0-0	0-0
Punt Returns-Yards	1-2	0-0
Kickoff Returns-Yards	5-170	7-163
Interception Returns-Yards	2-68	0-0
Punts (Number-Avg)	3-45.3	5-38.0
Fumbles-Lost	0-0	1-0
Penalties-Yards	4-33	2-10
Possession Time	29:27	30:33
Third-Down Conversions	8 of 14	6 of 16
Fourth-Down Conversions	1 of 1	1 of 2
Red-Zone Scores-Chances	4-4	2-3
Sacks By: Number-Yards	0-0	2-4

RUSHING: Oklahoma-Mixon, Joe 14-136; Perine, Samaje 17-131; Mayfield, Baker 11-77. Oklahoma State-Walsh, J.W. 12-50; Carson, Chris 7-38; Taylor, Raymond 3-26; Childs, Rennie 5-18; Carr, Jeff 2-0.

PASSING: Oklahoma-Mayfield, Baker 17-25-0-180. Oklahoma State-Walsh, J.W. 25-42-1-325; Rudolph, Mason 0-3-1-0.

RECEIVING: Oklahoma-Shepard, S. 10-87; Baxter, Jarvis 2-15; Westbrook, Dede 1-26; Neal, Durrin 1-22; Nixon, Joe 1-14; Perine, Samaje 1-11; Flowers, D. 1-5. Oklahoma State-Washington, James 7-169; Seales, Jhajuan 3-59; Glidden, David 3-24; McCleskey, Jalen 3-1; Sheperd, Brandon 2-23; Ateman, Marcell 2-23; Carson, Chris 2-3; Hays, Austin 1-19; Carr, Jeff 1-3; Childs, Rennie 1-1.

INTERCEPTIONS: Oklahoma-Thomas, Jordan 2-68. Oklahoma State-None.

FUMBLES: Oklahoma-None. Oklahoma State-Walsh, J.W. 1-0.

	GAME 13	
	Jan. 1, 2016 New Orleans, La. Sugar Bowl Attendance: 72,117 TV: ESPN	
OKLAHOMA STATE 13/13	20	
OLE MISS 16/15	48	

Captains: J.W. Walsh, David Glidden, Emmanuel Ogbah, Kevin Peterson, Miketavius Jones

Score by Quarters	1	2	3	4	Score
Oklahoma State	3	3	7	7	20
Ole Miss	10	24	7	7	48

Scoring Summary

1st	04:52	OSU	Grogan, Ben 26 yd field goal
	7:29	3:01	OSU 3 - MISS 0
	02:15	MISS	Gary Wunderlich 34 yd field goal
	7:57	2:31	OSU 3 - MISS 3
	00:20	MISS	Core 31 yd pass from Kelly (Wunderlich kick)
	3:58	0:39	OSU 3 - MISS 10
2nd	11:28	MISS	L. Treadwell 34 yd pass from Kelly (Wunderlich kick)
	6:51	2:01	OSU 3 - MISS 17
	06:58	MISS	L. Treadwell 10 yd pass from Kelly (Wunderlich kick)
	5:85	1:36	OSU 3 - MISS 24
	03:39	MISS	Gary Wunderlich 38 yd field goal
	8:55	2:04	OSU 3 - MISS 27
	01:22	OSU	Grogan, Ben 31 yd field goal
	10:61	2:17	OSU 6 - MISS 27
	00:00	MISS	Laremy Tunsil 2 yd run (Wunderlich kick)
	8:74	1:17	OSU 6 - MISS 34
3rd	04:26	MISS	Jordan Wilkins 36 yd run (Wunderlich kick)
	2:40	0:44	OSU 6 - MISS 41
	01:11	OSU	Walsh, J.W. 2 yd run (Grogan, Ben kick)
	9:75	3:15	OSU 13 - MISS 41
4th	13:04	MISS	L. Treadwell 14 yd pass from Kelly (Wunderlich kick)
	8:71	3:00	OSU 13 - MISS 48
	03:03	OSU	Walsh, J.W. 8 yd run (Grogan, Ben kick)
	5:54	2:25	OSU 20 - MISS 48

	OSU	MISS
FIRST DOWNS	20	28
RUSHES-YARDS (NET)	30-63	37-207
PASSING YDS (NET)	303	347
Passes Att-Comp-Int	45-27-0	35-22-1
TOTAL OFFENSE PLAYS-YARDS	75-366	72-554
Fumble Returns-Yards	0-0	0-0
Punt Returns-Yards	2-3	2-0
Kickoff Returns-Yards	1-11	5-113
Interception Returns-Yards	1-28	0-0
Punts (Number-Avg)	7-38.1	4-45.8
Fumbles-Lost	2-1	1-0
Penalties-Yards	7-77	5-75
Possession Time	31:53	28:07
Third-Down Conversions	6 of 16	6 of 13
Fourth-Down Conversions	0 of 1	0 of 0
Red-Zone Scores-Chances	4-5	5-6
Sacks By: Number-Yards	2-16	3-26

RUSHING: Oklahoma State-Walsh, J.W. 10-74; Carson, Chris 10-13; Taylor, Raymond 1-3; Childs, Rennie 3-minus 1; TEAM 1-minus 3; Rudolph, Mason 5-minus 23. Ole Miss-Chad Kelly 10-73; Jordan Wilkins 5-48; Akeem Judd 7-43; Jaylen Walton 8-40; Eugene Brazley 4-11; Laremy Tunsil 1-2; Ryan Buchanan 1-minus 4; Team 1-minus 6.

PASSING: Oklahoma State-Rudolph, Mason 18-31-0-179; Walsh, J.W. 9-14-0-124. Ole Miss-Chad Kelly 21-33-1-302; L. Treadwell 1-1-0-45; Ryan Buchanan 0-1-0-0.

RECEIVING: Oklahoma State-Ateman, Marcell 5-70; Glidden, David 4-59; Carson, Chris 4-59; Sheperd, Brandon 3-35; McCleskey, Jalen 3-24; Jarwin, Blake 3-10; Seaton, Jeremy 1-18; Washington, James 1-10; Seales, Jhajuan 1-9; Veatch, Zac 1-9; Carr, Jeff 1-0. Ole Miss-Evan Enggram 6-96; L. Treadwell 6-71; Cody Core 4-91; Markell Pack 2-10; Jordan Wilkins 1-45; Q. Adebayo 1-23; Derrick Jones 1-13; Jaylen Walton 1-minus 2.

INTERCEPTIONS: Oklahoma State-Lampkin, Ashton 1-28. Ole Miss-None.

FUMBLES: Oklahoma State-McCleskey, Jalen 1-1; Carson, Chris 1-0. Ole Miss-Ryan Buchanan 1-0.



STARTING LINEUPS/PLAYER CAREER STARTS

2015 GAME-BY-GAME STARTING LINEUPS

STARTING LINEUPS - OFFENSE

		LT	LG	C	RG	RT	WR	WR	WR/CW	WR/CW	RB	QB
9/3	at Central Michigan	Salako	Wilson	Lundblade	Lewis	Crabtree	Ateman	Washington	Glidden	Seaton	Carson	Rudolph
9/12	Central Arkansas	Salako	Wilson	Lundblade	Lewis	Crabtree	Ateman	Washington	Jarwin	Seaton	Carson	Rudolph
9/19	UTSA	Salako	Wilson	Lundblade	Lewis	Crabtree	Ateman	Washington	Glidden	Jarwin	Carson	Rudolph
9/26	at Texas	Salako	Wilson	Lundblade	Lewis	Crabtree	Ateman	Washington	Glidden	Seaton	Carson	Rudolph
10/3	Kansas State	Salako	Wilson	Lundblade	Lewis	Crabtree	Ateman	Washington	Glidden	Hays	Carr	Rudolph
10/10	at West Virginia	Salako	Wilson	Lundblade	Lewis	Crabtree	Ateman	Washington	Jarwin	Veatch	Carson	Rudolph
10/24	Kansas	Salako	Wilson	Lundblade	Robinson	Crabtree	Ateman	Washington	Glidden	Lacy	Carson	Rudolph
10/31	at Texas Tech	Salako	Wilson	Lundblade	Robinson	Crabtree	Ateman	Washington	Glidden	Seaton	Carson	Rudolph
11/7	TCU	Salako	Wilson	Lundblade	Robinson	Crabtree	Ateman	Washington	Glidden	Veatch	Taylor	Rudolph
11/14	at Iowa State	Salako	Wilson	Lundblade	Robinson	Crabtree	Ateman	Washington	Veatch	Seaton	Taylor	Rudolph
11/21	Baylor	Salako	Wilson	Lundblade	Robinson	Crabtree	Sheperd	Washington	Glidden	Hays	Carson	Rudolph
11/28	Oklahoma	Salako	Wilson	Lundblade	Robinson	Crabtree	Ateman	Washington	Glidden	Veatch	Taylor	Walsh
1/1	vs. Ole Miss	Salako	Wilson	Lundblade	Robinson	Crabtree	Ateman	Washington	McCleskey	Seaton	Carson	Rudolph

STARTING LINEUPS - DEFENSE

		DE	DT	DT	DE	SLB	MLB	WLB	CB	SS	FS	CB
9/3	at Central Michigan	Ogbah	Maile	Taylor	Bean	Burton	Simmons	Jacobs	Lampkin	Flowers	Sterns	Richards
9/12	Central Arkansas	Ogbah	Maile	Taylor	Bean	Burton	Simmons	Jacobs	Lampkin	Flowers	Sterns	Peterson
9/19	UTSA	Ogbah	Maile	Taylor	Bean	Burton	Simmons	Jacobs	Lampkin	Flowers	Sterns	Peterson
9/26	at Texas	Ogbah	Maile	Taylor	Bean	Burton	Simmons	Jacobs	Lampkin	Flowers	Sterns	Peterson
10/3	Kansas State	Ogbah	Maile	Taylor	Bean	Burton	Simmons	Jacobs	Lampkin	Flowers	Sterns	Peterson
10/10	at West Virginia	Ogbah	Maile	Taylor	Bean	Burton	Whitener	Jacobs	Lampkin	Flowers	Sterns	Peterson
10/24	Kansas	Ogbah	Maile	Taylor	Bean	Burton	Whitener	Jacobs	Lampkin	Flowers	Sterns	Hunter
10/31	at Texas Tech	Ogbah	Maile	Taylor	Bean	Burton	Whitener	Jacobs	Peterson	Flowers	Sterns	Hunter
11/7	TCU	Ogbah	Maile	Taylor	Clark	Burton	Whitener	Jacobs	Peterson	Flowers	Sterns	Hunter
11/14	at Iowa State	Ogbah	Maile	Taylor	Clark	Burton	Whitener	Jacobs	Peterson	Flowers	Sterns	Hunter
11/21	Baylor	Ogbah	Maile	Taylor	Clark	Burton	Whitener	Jacobs	Peterson	Flowers	Sterns	Hunter
11/28	Oklahoma	Ogbah	Maile	Taylor	Clark	Burton	Whitener	Jacobs	Peterson	Flowers	Sterns	Hunter
1/1	vs. Ole Miss	Ogbah	Maile	Taylor	Clark	Burton	Whitener	Jacobs	Peterson	Flowers	Sterns	Lampkin

CAREER CONSECUTIVE AND TOTAL STARTS

Player, Pos.	Yr.	Consecutive Starts	Total Starts	-----Starts by Year-----			
				2015	2014	2013	2012
Victor Salako, OL	Jr.	26	36	13	12 (UAB)	11 (UAB)	0
Jordan Sterns, S	Jr.	26	26	13	13	0	0
Seth Jacobs, LB	Jr.	26	26	13	13	0	0
Emmanuel Ogbah, DE	Jr.	26	26	13	13	0	0
Michael Wilson, OL	Jr.	21	21	13	8	0	0
Zachary Crabtree, OL	So.	16	21	13	8	0	0
James Washington, WR	So.	15	18	13	5	0	0
Tre Flowers, S	So.	13	19	13	6	0	0
Brad Lundblade, OL	So.	13	14	13	1	0	0
Jordan Burton, LB	Jr.	13	13	13	0	0	0
Motekiai Maile, DT	Jr.	13	13	13	0	0	0
Vincent Taylor, DT	So.	13	13	13	0	0	0
Chad Whitener, LB	So.	8	8	8	0	0	0
Jesse Robinson, OL	So.	7	9	7	2	0	0
Kevin Peterson, CB	Sr.	6	36	11	13	11	1
Trace Clark, DE	Sr.	5	5	5	0	0	0
Marcell Ateman, WR	Jr.	2	19	12	7	0	0
Jeremy Seaton, FB/TE	Sr.	1	18	6	8	2	2
Mason Rudolph, QB	So.	1	15	12	3	0	0
Ashton Lampkin, CB	Sr.	1	12	8	4	0	0
Chris Carson, RB	Jr.	1	9	9	0	0	0
Jalen McCleskey, WR	Fr.	1	1	1	0	0	0

Player, Pos.	Yr.	Consecutive Starts	Total Starts	-----Starts by Year-----			
				2015	2014	2013	2012
Jimmy Bean, DE	Sr.	0	34	8	13	13	0
Michael Hunter, CB	Sr.	0	33	6	12(Ind.)	12(Ind.)	3(Ind.)
Ryan Simmons, LB	Sr.	0	31	5	13	13	0
Jhajuan Seales, WR	Jr.	0	20	0	7	13	0
Paul Lewis, OL	Jr.	0	19	6	12	1	0
David Glidden, WR	Sr.	0	17	9	7	1	0
Zac Veatch, OL/TE	Jr.	0	17	4	12	1	0
Austin Hays, WR	Jr.	0	11	2	0	9	0
J.W. Walsh, QB	Sr.	0	11	1	2	5	3
Ramon Richards, CB	So.	0	10	1	9	0	0
Brandon Sheperd, WR	Sr.	0	8	1	7	0	0
Blake Jarwin, TE	Jr.	0	5	3	2	0	0
Raymond Taylor, RB	Jr.	0	3	3	0	0	0
Jeff Carr, RB	Fr.	0	1	1	0	0	0
Jerel Morrow, S	So.	0	1	0	1	0	0
Chris Lacy, WR	So.	0	1	1	0	0	0



EXPLOSIVE PLAYS

PASSING PLAYS - 20 YARDS OR LONGER (72)

Yds	Connection	Opponent	Result of Pass	Result of Drive
82	Rudolph to Ateman	TCU	Touchdown	Touchdown
75	Walsh to McCleskey/ Washington	Texas Tech	Touchdown	Touchdown
74	Rudolph to Washington	TCU	Touchdown	Touchdown
73	Walsh to Washington	Texas Tech	Touchdown	Touchdown
72	Walsh to Washington	Oklahoma	Touchdown	Touchdown
67	Rudolph to Glidden	Central Arkansas	Touchdown	Touchdown
56	Rudolph to McCleskey	Central Arkansas	1st and Goal at UCA 9	Field Goal
50	Rudolph to Washington	TCU	Touchdown	Touchdown
49	Rudolph to Ateman	Central Michigan	1st and 10 at CMU 43	Punt
48	Rudolph to Seales	Baylor	1st and 10 at BU 5	Touchdown
48	Rudolph to Washington	TCU	Touchdown	Touchdown
47	Rudolph to Sheperd	Kansas State	1st and 10 at KSU 31	Touchdown
46	Rudolph to Glidden	UTSA	Touchdown	Touchdown
45	Rudolph to Seaton	UTSA	1st and 10 on UTSA 23	Field Goal
43	Rudolph to Washington	Kansas	1st and Goal at KU 8	Touchdown
41	Rudolph to Seales	Baylor	1st and 10 at BU 38	Punt
41	Rudolph to Glidden	Central Arkansas	1st and 10 at UCA 15	Touchdown
40	Rudolph to Seales	Kansas State	1st and 10 at KSU 30	Touchdown
40	Rudolph to Washington	Central Arkansas	1st and 10 at UCA 31	Touchdown
39	Rudolph to Washington	Baylor	Touchdown	Touchdown
38	Rudolph to Ateman	Baylor	1st and 10 at BU 31	Touchdown
38	Walsh to Lacy	Kansas	Touchdown	Touchdown
38	Rudolph to Sheperd	UTSA	1st and Goal at UTSA 6	Touchdown
36	Rudolph to Glidden	Baylor	1st and 10 at BU 14	Touchdown
33	Walsh to Sheperd	Ole Miss	1st and 10 at MISS 15	Touchdown
33	Rudolph to Glidden	Kansas	1st and 10 at KU 45	Touchdown
32	Rudolph to Ateman	Iowa State	1st and Goal at ISU 1	Touchdown
32	Rudolph to Washington	Kansas State	Touchdown	Touchdown
31	Rudolph to Glidden	Iowa State	1st and 10 at ISU 39	Touchdown
31	Rudolph to Sheperd	Texas Tech	Touchdown	Touchdown
31	Rudolph to Childs	West Virginia	1st and 10 at OSU 46	Punt
31	Rudolph to Seales	Texas	1st and Goal at UT 4	Touchdown
31	Rudolph to Glidden	Central Arkansas	Touchdown	Touchdown
29	Rudolph to Ateman	Texas	1st and 10 at UT 19	Touchdown
28	Walsh to Carson	Ole Miss	1st and 10 at MISS 48	Touchdown
28	Rudolph to Glidden	Texas Tech	1st and 10 at OSU 47	Punt
28	Walsh to Washington	Oklahoma	1st and 10 at OU 23	Turnover on Downs
27	Rudolph to Ateman	Kansas State	1st and Goal at KSU 3	Touchdown
27	Rudolph to Ateman	Ole Miss	1st and 10 at MISS 40	Punt
26	Rudolph to Sheperd	Central Arkansas	1st and 10 at UCA 29	Touchdown
26	Rudolph to Glidden	Central Michigan	1st and 10 at CMU 21	Touchdown
26	Walsh to Seales	Oklahoma	Touchdown	Touchdown
25	Rudolph to Glidden	Ole Miss	1st and 10 at MISS 31	Field Goal
25	Rudolph to Carson	Baylor	1st and 10 at BU 42	Punt
25	Walsh to Veatch	TCU	1st and 10 at TCU 36	Touchdown
25	Rudolph to Jarwin	Kansas	1st and Goal at KU 3	Touchdown
25	Rudolph to Washington	Kansas State	1st and 10 at KSU 14	Touchdown
25	Rudolph to Sheperd	Texas	1st and 10 at OSU 30	Touchdown
25	Walsh to Seales	Oklahoma	1st and 10 at OU 28	Field Goal
24	Rudolph to Washington	Kansas	1st and Goal at KU 6	Touchdown
23	Walsh to Washington	Oklahoma	1st and 10 at OU 44	Field Goal
23	Rudolph to Ateman	Iowa State	1st and 10 at ISU 18	Touchdown
23	Rudolph to Washington	Texas tech	1st and 10 at TTU 28	Touchdown
23	Rudolph to Sheperd	Texas Tech	1st and 10 at TTU 39	Touchdown
23	Rudolph to Glidden	Texas	1st and 10 at UT 37	Field Goal
23	Rudolph to Jarwin	Texas	1st and 10 at UT 37	Touchdown
23	Rudolph to Carson	Central Michigan	1st and 10 at OSU 45	Missed FG
22	Rudolph to McCleskey	Iowa State	1st and 10 at OSU 45	Touchdown
22	Rudolph to Glidden	Kansas	1st and 10 at KU 23	Touchdown

22	Rudolph to Washington	West Virginia	1st and 10 at OSU 32	Interception
22	Rudolph to Ateman	West Virginia	1st and 10 at OSU 34	Punt
22	Rudolph to Glidden	Kansas State	1st and 10 at OSU 42	Touchdown
21	Rudolph to Lacy	Kansas	1st and 10 at KU 49	Touchdown
21	Rudolph to Glidden	West Virginia	1st and 10 at OSU 39	Field Goal
21	Rudolph to Ateman	Central Arkansas	1st and 10 at OSU 35	Field Goal
21	Rudolph to Seales	Central Michigan	1st and 10 at CMU 26	Touchdown
21	Walsh to Washington	Oklahoma	1st and 10 at OU 33	Field Goal
20	Walsh to McCleskey	Ole Miss	1st and 10 at MISS 8	Touchdown
20	Rudolph to McCleskey	Kansas	1st and Goal at KU 10	Touchdown
20	Rudolph to Ateman	Iowa State	1st and Goal at ISU 2	Touchdown
20	Rudolph to Washington	UTSA	1st and 10 at UTSA 46	Field Goal
20	Rudolph to Glidden	Central Michigan	1st and 10 at OSU 49	Touchdown

RUNNING PLAYS - 20 YARDS OR LONGER (14)

Yds	Rusher	Opponent	Result of Rush	Result of Drive
64	J.W. Walsh	Texas Tech	1st and Goal at TTU 1	Touchdown
58	Raymond Taylor	UTSA	Touchdown	Touchdown
40	Mason Rudolph	West Virginia	1st and 10 at WVU 28	Touchdown
35	Rennie Childs	Central Arkansas	1st and 10 at UCA 22	Field Goal
30	J.W. Walsh	Ole Miss	1st and 10 at MISS 32	TO on Downs
28	Raymond Taylor	Texas Tech	Touchdown	Touchdown
26	Chris Carson	UTSA	Touchdown	Touchdown
26	Rennie Childs	Central Michigan	1st and 10 at CMU 30	Missed FG
23	Jeff Carr	Central Arkansas	1st and 10 at UCA 22	End of Game
22	Raymond Taylor	Iowa State	1st and 10 at OSU 41	Touchdown
21	Chris Carson	Iowa State	1st and 10 at ISU 44	Missed FG
21	Chris Carson	Central Arkansas	Touchdown	Touchdown
21	Mason Rudolph	Central Michigan	Touchdown	Touchdown
21	Raymond Taylor	Oklahoma	1st and 10 at OSU 49	End of Game

KICK RETURNS - 30 YARDS OR LONGER (4)

Yds	Returner	Opponent	Result of Return	Result of Drive
53	Jeff Carr	Central Arkansas	1st and 10 at UCA 47	Field Goal
33	Jeff Carr	Texas Tech	1st and 10 at OSU 33	Touchdown
32	Jeff Carr	TCU	1st and 10 at OSU 37	Touchdown
30	Brandon Sheperd	Kansas State	1st and 10 at OSU 34	Touchdown

PUNT RETURNS - 20 YARDS OR LONGER (1)

Yds	Returner	Opponent	Result of Return	Result of Drive
67	Jalen McCleskey	Texas Tech	Touchdown	Touchdown

INTERCEPTION/FUMBLE RETURNS - 20 YARDS OR LONGER (5)

Yds	Returner	Opponent	Result of Return	Result of Drive
59	Ramon Richards	Texas Tech	Touchdown	Touchdown
42	Chad Whitener	TCU	Touchdown	Touchdown
38	Jordan Sterns	Baylor	1st and 10 at BU 48	Touchdown
28	Ashton Lampkin	Ole Miss	1st and 10 at OSU 29	Punt
23	Chad Whitener	TCU	1st and 10 at TCU 1	Touchdown
22	Deric Robertson	UTSA	Touchdown	Touchdown



SCORING SUMMARY

SEPT. 3 AT CENTRAL MICHIGAN

	QTR.	TIME	PLAYS	YDS.	ELAPSED
Ben Grogan, 26 yd field goal	1	10:52	4	6	1:12
J.W. Walsh, 1 yd run	1	0:07	6	47	1:47
Mason Rudolph, 21 yd run	3	11:17	5	74	1:39
Marcell Ateman, 18 yd pass from Mason Rudolph	4	13:54	12	83	4:34

SEPT. 12 VS. CENTRAL ARKANSAS

	QTR.	TIME	PLAYS	YDS.	ELAPSED
Ben Grogan, 31 yd field goal	1	10:23	8	70	2:39
Chris Carson, 21 yd run	1	5:43	4	55	1:26
David Glidden, 67 yd pass from Mason Rudolph	3	13:12	2	61	0:49
Ben Grogan, 22 yd field goal	3	8:08	10	42	4:38
David Glidden, 31 yd pass from Mason Rudolph	3	0:40	3	68	0:47
Jeremy Seaton, 6 yd pass from Mason Rudolph	4	13:35	7	74	2:39

SEPT. 19 VS. UTSA

	QTR.	TIME	PLAYS	YDS.	ELAPSED
Devante Averette, 6 yd fumble return	1	14:15	0	0	0:00
Chris Carson, 26 yd run	1	12:33	2	37	0:31
Ben Grogan, 24 yd field goal	1	2:25	12	89	4:18
Chris Carson, 1 yd run	2	5:25	6	30	2:58
Jhajuan Seales, 6 yd pass from Mason Rudolph	2	1:02	8	91	1:27
David Glidden, 46 yd pass from Mason Rudolph	3	13:14	5	75	1:46
Ben Grogan, 43 yd field goal	3	2:33	9	51	2:28
Marcell Ateman, 13 yd pass from J.W. Walsh	4	11:02	4	38	2:05
Rennie Childs, 1 yd run	4	10:40	2	6	0:22
Raymond Taylor, 58 yd run	4	1:45	2	67	0:58
Deric Robertson, 22 yd fumble return	4	1:25	0	0	0:00

SEPT. 26 AT TEXAS

	QTR.	TIME	PLAYS	YDS.	ELAPSED
Brandon Sheperd, 17 yd pass from Mason Rudolph	1	10:59	9	69	2:27
J.W. Walsh, 4 yd run	1	7:23	5	75	1:27
Ben Grogan, 34 yd field goal	2	9:23	12	58	5:02
Jeremy Seaton, 1 yd pass from J.W. Walsh	3	8:12	13	98	4:58
Ben Grogan, 41 yd field goal	4	1:33	5	27	2:30
Ben Grogan, 40 yd field goal	4	0:06	2	-4	0:30

OCT. 3 VS. KANSAS STATE

	QTR.	TIME	PLAYS	YDS.	ELAPSED
James Washington, 32 yd pass from Mason Rudolph	1	7:31	7	66	2:38
Jalen McCleskey, 4 yd pass from Mason Rudolph	2	13:14	13	64	3:11
Marcell Ateman, 11 yd pass from Mason Rudolph	2	0:46	13	83	3:51
Raymond Taylor, 1 yd run	3	7:00	8	71	2:47
Brandon Sheperd, 3 yd pass from Mason Rudolph	4	6:06	5	80	1:53
Ben Grogan, 37 yd field goal	4	0:32	10	45	2:29

OCT. 10 AT WEST VIRGINIA

	QTR.	TIME	PLAYS	YDS.	ELAPSED
Emmanuel Ogbah, 0 yd fumble return	1	4:45	0	0	0:00
Rennie Childs, 1 yd run	2	14:02	5	28	1:19
Ben Grogan, 21 yd field goal	2	3:43	12	76	4:10
Blake Jarwin, 4 yd pass from J.W. Walsh	3	9:20	9	86	2:37
Ben Grogan, 22 yd field goal	4	5:36	4	6	1:57
J.W. Walsh, 2 yd run	OT	15:00	6	25	0:00

OCT. 24 VS. KANSAS

	QTR.	TIME	PLAYS	YDS.	ELAPSED
J.W. Walsh, 3 yd run	1	12:10	8	70	2:07
J.W. Walsh, 1 yd run	1	2:47	10	47	4:09
Miketavius Jones, 13 yd blocked punt return	2	14:50	0	0	0:00
Jeff Carr, 2 yd run	2	10:31	6	86	3:04
James Washington, 8 yd pass from Mason Rudolph	2	7:17	4	70	1:24
J.W. Walsh, 4 yd run	3	14:10	3	35	0:50
Chris Lacy, 6 yd pass from J.W. Walsh	3	12:19	3	30	1:09
Chris Lacy, 38 yd pass from J.W. Walsh	3	7:25	7	72	3:10
Tyler Ferguson safety	4	4:55	0	0	0:00

OCT. 31 AT TEXAS TECH

	QTR.	TIME	PLAYS	YDS.	ELAPSED
Blake Jarwin, 19 yd pass from Austin Hays	1	4:25	8	75	1:56
Austin Hays, 12 yd pass from Mason Rudolph	1	0:42	9	82	3:31
Raymond Taylor, 4 yd run	2	8:14	8	67	3:21
Brandon Sheperd, 31 yd pass from Mason Rudolph	2	3:37	7	64	2:51
Jalen McCleskey, 67 yd punt return	3	8:51	0	0	0:00
Raymond Taylor, 28 yd run	3	1:49	6	66	2:17
J.W. Walsh, 1 yd run	4	12:04	2	65	0:36
James Washington, 75 yd pass from J.W. Walsh	4	9:23	3	93	1:08
James Washington, 73 yd pass from J.W. Walsh	4	3:50	2	75	0:58
Ramon Richards, 59 yd interception return	4	0:06	0	0	0:00

NOV. 7 VS. TCU

	QTR.	TIME	PLAYS	YDS.	ELAPSED
James Washington, 48 yd pass from Mason Rudolph	1	11:05	3	46	0:46
James Washington, 50 yd pass from Mason Rudolph	1	6:02	2	63	0:26
Jeff Carr, 12 yd pass from Mason Rudolph	2	13:37	5	61	1:13
Marcell Ateman, 82 yd pass from Mason Rudolph	2	7:57	3	86	0:57
J.W. Walsh, 1 yd run	3	12:08	1	1	0:03
James Washington, 74 yd pass from Mason Rudolph	3	8:07	2	75	0:49
Chad Whitener, 42 yd interception return	4	0:44	0	0	0:00

NOV. 14 VS. IOWA STATE

	QTR.	TIME	PLAYS	YDS.	ELAPSED
Marcell Ateman, 16 yd pass from Mason Rudolph	1	9:44	9	81	3:20
Chris Carson, 1 yd run	2	2:14	16	88	7:10
J.W. Walsh, 1 yd run	3	8:44	14	92	6:10
J.W. Walsh, 16 yd run	4	11:33	8	58	2:38
Jeff Carr, 7 yd pass from J.W. Walsh	4	3:06	11	84	4:54

NOV. 21 VS. BAYLOR

	QTR.	TIME	PLAYS	YDS.	ELAPSED
Jalen McCleskey, 3 yd pass from J.W. Walsh	1	8:38	10	77	3:18
James Washington, 39 yd pass from Mason Rudolph	1	6:40	2	58	0:19
Jalen McCleskey, 9 yd pass from Mason Rudolph	3	3:19	11	67	3:05
James Washington, 19 yd pass from Mason Rudolph	4	5:00	7	48	2:10
J.W. Walsh, 2 yd run	4	1:12	5	65	0:58

NOV. 28 VS. OKLAHOMA

	QTR.	TIME	PLAYS	YDS.	ELAPSED
Ben Grogan, 43 yd field goal	1	6:49	9	44	4:25
Jhajuan Seales, 26 yd pass from J.W. Walsh	1	4:36	5	70	1:57
James Washington, 72 yd pass from J.W. Walsh	2	6:41	1	72	0:18
Ben Grogan, 36 yd field goal	2	0:00	11	56	1:14
Ben Grogan, 21 yd field goal	3	8:46	11	70	4:52

JAN. 1 VS. OLE MISS

	QTR.	TIME	PLAYS	YDS.	ELAPSED
Ben Grogan, 26 yd field goal	1	4:52	7	29	3:01
Ben Grogan, 31 yd field goal	2	1:22	10	61	2:17
J.W. Walsh, 2 yd run	3	1:11	9	75	3:15
J.W. Walsh, 8 yd run	4	3:03	5	54	2:25



SCORING DRIVE SUPERLATIVES

SCORING DRIVE SUPERLATIVES

LONGEST TOUCHDOWN PLAYS (20+)

82 Mason Rudolph pass to Marcell Ateman vs. TCU
 75 J.W. Walsh pass to James Washington vs. TTU
 74 Mason Rudolph pass to James Washington vs. TCU
 73 J.W. Walsh pass to James Washington vs. TTU
 67 Jalen McCleskey punt return vs. TTU
 67 Mason Rudolph pass to David Glidden vs. UCA
 59 Ramon Richards interception return vs. TTU
 58 Raymond Taylor run vs. UTSA
 50 Mason Rudolph pass to James Washington vs. TCU
 48 Mason Rudolph pass to James Washington vs. TCU
 46 Mason Rudolph pass to David Glidden vs. UTSA
 42 Chad Whitener interception return vs. TCU
 39 Mason Rudolph pass to James Washington vs. BU
 38 J.W. Walsh pass to Chris Lacy vs. Kansas
 32 Mason Rudolph pass to James Washington vs. KSU
 31 Mason Rudolph pass to Brandon Sheperd vs. TTU
 31 Mason Rudolph pass to David Glidden vs. UCA
 28 Raymond Taylor run vs. TTU
 26 Chris Carson run vs. UTSA
 22 Deric Robertson fumble return vs. UTSA
 21 Chris Carson run vs. UCA
 21 Mason Rudolph run at CMU

FEWEST PLAYS

1 play, 1 yd (TD) vs. TCU
 2 plays, -4 yds (FG) at Texas
 2 plays, 6 yds (TD) vs. UTSA
 2 plays, 37 yds (TD) vs. UTSA
 2 plays, 58 yds (TD) vs. Baylor
 2 plays, 61 yds (TD) vs. Central Arkansas
 2 plays, 63 yds (TD) vs. TCU
 2 plays, 65 yds (TD) at Texas Tech
 2 plays, 67 yds (TD) vs. UTSA
 2 plays, 75 yds (TD) vs. TCU
 2 plays, 75 yds (TD) at Texas Tech
 3 plays, 30 yds (TD) vs. Kansas
 3 plays, 35 yds (TD) vs. Kansas
 3 plays, 46 yds (TD) vs. TCU
 3 plays, 68 yds (TD) vs. Central Arkansas
 3 plays, 86 yds (TD) vs. TCU
 3 plays, 93 yds (TD) at Texas Tech
 4 plays, 6 yds (FG) at Central Michigan
 4 plays, 6 yds (FG) at West Virginia
 4 plays, 38 yds (TD) vs. UTSA
 4 plays, 55 yds (TD) vs. Central Arkansas
 4 plays, 70 yds (TD) vs. Kansas
 5 plays, 61 yds (TD) vs. TCU
 5 plays, 27 yds (FG) at Texas
 5 plays, 28 yds (TD) at West Virginia
 5 plays, 54 yds (TD) vs. Ole Miss
 5 plays, 75 yds (TD) vs. UTSA
 5 plays, 74 yds (TD) at Central Michigan
 5 plays, 75 yds (TD) at Texas
 5 plays, 80 yds (TD) vs. Kansas State
 5 plays, 65 yds (TD) vs. Baylor

MOST PLAYS

16 plays, 88 yds (TD) at Iowa State
 14 plays, 92 yds (TD) at Iowa State
 13 plays, 98 yds (TD) at Texas
 13 plays, 83 yds (TD) vs. Kansas State
 13 plays, 64 yds (TD) vs. Kansas State
 12 plays, 89 yds (FG) vs. UTSA
 12 plays, 83 yds (TD) at Central Michigan
 12 plays, 76 yds (FG) at West Virginia
 12 plays, 58 yds (FG) at Texas
 11 plays, 84 yds (TD) at Iowa State
 11 plays, 67 yds (TD) vs. Baylor
 10 plays, 77 yds (TD) vs. Baylor
 10 plays, 61 yds (FG) vs. Ole Miss
 10 plays, 47 yds (TD) vs. Kansas
 10 plays, 45 yds (FG) vs. Kansas State
 10 plays, 42 yds (FG) vs. Central Arkansas

MOST YARDS COVERED (80+)

98 yds (TD) at Texas
 93 yds (TD) at Texas Tech
 92 yds (TD) at Iowa State
 91 yds (TD) vs. UTSA
 89 yds (FG) vs. UTSA
 88 yds (TD) at Iowa State
 86 yds (TD) vs. TCU
 86 yds (TD) vs. Kansas
 86 yds (TD) at West Virginia
 84 yds (TD) at Iowa State
 83 yds (TD) vs. Kansas State
 83 yds (TD) at Central Michigan
 82 yds (TD) at Texas Tech
 81 yds (TD) at Iowa State
 80 yds (TD) vs. Kansas State

LEAST TIME ELAPSED

0:03 - 1 play, 1 yd (TD) vs. TCU
 0:19 - 2 plays, 58 yds (TD) vs. Baylor
 0:22 - 2 plays, 6 yds (TD) vs. UTSA
 0:26 - 2 plays, 63 yds (TD) vs. TCU
 0:30 - 5 plays, 27 yds (FG) at Texas
 0:31 - 2 plays, 37 yds (TD) vs. UTSA
 0:36 - 2 plays, 65 yds (TD) at Texas Tech
 0:46 - 3 plays, 46 yds (TD) vs. TCU
 0:47 - 3 plays, 68 yds (TD) vs. Central Arkansas
 0:49 - 2 plays, 75 yds (TD) vs. TCU
 0:49 - 2 plays, 61 yds (TD) vs. Central Arkansas
 0:50 - 3 plays, 35 yds (TD) vs. Kansas
 0:57 - 3 plays, 86 yds (TD) vs. TCU
 0:58 - 5 plays, 65 yds (TD) vs. Baylor
 0:58 - 2 plays, 75 yds (TD) at Texas Tech
 0:58 - 2 plays, 67 yds (TD) vs. UTSA
 1:08 - 3 plays, 93 yds (TD) at Texas Tech
 1:09 - 3 plays, 30 yds (TD) vs. Kansas
 1:12 - 4 plays, 6 yds (FG) at Central Michigan
 1:13 - 5 plays, 61 yds (TD) vs. TCU
 1:19 - 5 plays, 28 yds (TD) at West Virginia
 1:24 - 4 plays, 70 yds (TD) vs. Kansas
 1:26 - 4 plays, 55 yds (TD) vs. Central Arkansas
 1:27 - 5 plays, 75 yds (TD) at Texas
 1:27 - 8 plays, 91 yds (TD) vs. UTSA
 1:39 - 5 plays, 74 yds (TD) at Central Michigan
 1:46 - 5 plays, 75 yds (TD) vs. UTSA
 1:47 - 6 plays, 47 yds (TD) at Central Michigan
 1:53 - 5 plays, 80 yds (TD) vs. Kansas State
 1:56 - 8 plays, 75 yds (TD) at Texas Tech
 1:57 - 4 plays, 6 yds (FG) at West Virginia

MOST TIME ELAPSED

7:10 - 19 plays, 88 yds (TD) at Iowa State
 6:10 - 14 plays, 92 yds (TD) at Iowa State
 5:02 - 12 plays, 58 yds (FG) at Texas
 4:58 - 13 plays, 98 yds (TD) at Texas
 4:54 - 11 plays, 84 yds (TD) at Iowa State
 4:38 - 10 plays, 42 yds (FG) vs. Central Arkansas
 4:34 - 12 plays, 83 yds (TD) at Central Michigan
 4:09 - 10 plays, 47 yds (TD) vs. Kansas
 4:18 - 12 plays, 89 yds (FG) vs. UTSA
 4:10 - 12 plays, 76 yds (FG) at West Virginia
 3:51 - 13 plays, 83 yds (TD) vs. Kansas State
 3:31 - 9 plays, 82 yds (TD) at Texas Tech
 3:21 - 8 plays, 67 yds (TD) at Texas Tech
 3:20 - 9 plays, 81 yds (TD) at Iowa State
 3:18 - 10 plays, 77 yds (TD) vs. Baylor
 3:15 - 9 plays, 75 yds (TD) vs. Ole Miss
 3:11 - 13 plays, 64 yds (TD) vs. Kansas State
 3:10 - 7 plays, 72 yds (TD) vs. Kansas
 3:05 - 11 plays, 67 yds (TD) vs. Baylor
 3:04 - 6 plays, 86 yds (TD) vs. Kansas
 3:01 - 7 plays, 29 yds (FG) vs. Ole Miss

SCORING DRIVE ANALYSIS

	Oklahoma State		Opponent	
	TD	FG	TD	FG
Negative Yards	0	2	0	0
0-9 yards	8	1	5	1
10-19 yards	0	0	0	1
20-29 yards	2	2	0	0
30-39 yards	5	0	2	1
40-49 yards	4	3	1	2
50-59 yards	4	3	4	5
60-69 yards	14	1	12	2
70-79 yards	15	3	14	1
80-89 yards	10	1	9	0
90-99 yards	4	0	3	0

GAME-OPENING DRIVES

	Oklahoma State				Opponent			
	Plays	Yards	TOP	Result	Plays	Yards	TOP	Result
at Central Michigan	7	26	3:23	Punt	2	-1	0:45	Interception
Central Arkansas	3	7	1:16	Punt	7	12	3:21	Punt
UTSA	2	37	0:31	Touchdown	3	-17	0:45	Fumble
at Texas	9	69	2:27	Touchdown	3	-6	1:34	Punt
Kansas State	7	66	2:38	Touchdown	11	67	4:51	Touchdown
at West Virginia	5	20	3:09	Punt	3	6	1:47	Punt
Kansas	8	70	2:07	Touchdown	3	3	0:43	Punt
at Texas Tech	8	38	3:07	Punt	3	75	0:46	Touchdown
TCU	3	-1	1:51	Punt	3	0	0:33	Punt
at Iowa State	9	81	3:20	Touchdown	6	75	1:50	Touchdown
Baylor	3	7	0:55	Punt	4	64	0:56	Touchdown
Oklahoma	4	10	2:26	Punt	6	36	1:20	Missed FG
Ole Miss	7	27	3:18	Punt	3	30	1:12	Interception

SECOND HALF-OPENING DRIVES

	Oklahoma State				Opponent			
	Plays	Yards	TOP	Result	Plays	Yards	TOP	Result
at Central Michigan	5	74	1:39	Touchdown	7	75	3:43	Touchdown
Central Arkansas	2	61	0:49	Touchdown	3	9	1:48	Punt
UTSA	5	75	1:46	Touchdown	6	24	2:54	Punt
at Texas	4	16	1:08	Punt	2	-9	0:42	Punt
Kansas State	3	4	1:49	Punt	3	-5	0:59	Punt
at West Virginia	1	15	0:07	Interception	7	61	2:09	Touchdown
Kansas	3	35	0:50	Touchdown	1	-15	0:42	Interception
at Texas Tech	6	14	2:12	Punt	5	17	1:37	Downs
TCU	5	15	2:39	Punt	1	-5	0:10	Interception
at Iowa State	14	92	6:10	Touchdown	10	28	5:04	Punt
Baylor	3	14	1:03	Punt	11	81	3:58	Touchdown
Oklahoma	11	70	4:52	Field Goal	3	2	1:22	Punt
Ole Miss	3	9	1:31	Punt	11	39	4:16	Missed FG



OSU IN THE BIG 12 AND NCAA STATISTICAL RANKINGS

TEAM STATS

Category	Actual	Big 12 Rank	NCAA Rank
Scoring Offense	39.5	5	14
Scoring Defense	30.5	6	88
Total Offense	480.0	5	22
Total Defense	439.1	5	99
Rushing Offense	126.8	9	113
Rushing Defense	186.9	7	87
Pass Offense	353.2	2	7
Pass Defense	252.2	6	94
Pass Efficiency	155.93	3	17
Pass Efficiency Defense	129.71	4	71
Kickoff Returns	20.67	6	76
Punt Return Average	6.67	6	87
Interceptions	17	3	14
Net Punting	38.08	5	49
Kickoff Coverage	23.01	6	96
Field Goal Kicking Pct.	0.762	6	NR
PAT Kicking Pct.	0.939	9	NR
Sacks Per Game	3.08	2	6
Tackles For Loss Per Game	7.3	2	18
Fewest Sacks Allowed Per Game	2.46	4	90
First Downs	306	6	28
Opponent First Downs	288	6	100
3rd Down Conversion Pct.	0.435	4	31
Oppt. 3rd Down Conv. Pct.	0.422	5	92
4th Down Conversion Pct.	0.800	1	400
Oppt. 4th Down Conv. Pct.	0.609	9	110
Yards Penalized Per Game	50.54	3	51
Opponent Yards Penalized Per Game	67.7	1	9
Time of Possession	29:28	5	73
Turnover Margin	1.00	1	4
Turnovers Gained	28	2	9
Turnovers Lost	17	2	15
Defensive Touchdowns	5	1	3
Red Zone Scoring Pct.	0.917	2	9
Red Zone Scoring Pct. Defense	0.844	4	73

NR: NCAA does not track national rankings in this category.

INDIVIDUAL STATS

	Actual	Big 12 Rank	NCAA Rank
2 MASON RUDOLPH - QB			
Passing Yards per Completion	14.28	1	7
Yards per Pass Attempt	8.89	3	12
Passing Yards	3,770	2	17
Passing Yards Per Game	290.0	3	19
Total Offense	287.3	4	22
Passing Efficiency	149.1	3	26
Completions Per Game	20.31	4	35
Passing TDs	21	6	36
Completion Percentage	0.623	4	39
Points Responsible For	132	6	62
Points Responsible For Per Game	10.2	7	69
4 J.W. WALSH - QB			
Rushing TDs	13	3	27
Points Responsible For	156	5	36
Points Responsible For Per Game	12	5	47
Passing TDs	13	7	79
20 JEFF CARR - RB			
Combined Kick Returns	623	7	51
Kick Returns	21.5	7	79
13 DAVID GLIDDEN - WR			
Receiving Yards	866	8	65
Receiving Yards Per Game	66.6	9	73
Yards per Reception	15.19	14	90
Receptions Per Game	4.4	6	98
3 MARCELL ATEMAN - WR			
Yards per Reception	17.02	7	43
Receiving Yards	766	10	88
28 JAMES WASHINGTON - WR			
Yards per Reception	20.51	2	10
Receiving TDs	10	4	17
Receiving Yards	1,087	5	27
Receiving Yards Per Game	83.6	5	27
84 JALEN MCCLESKEY - WR			
Punt Return TDs	1	1	13
Punt Returns	5.0	5	48

	Actual	Big 12 Rank	NCAA Rank
38 EMMANUEL OGBAH - DE			
Sacks	1.00	1	4
Tackles For Loss	1.3	2	25
Fumbles Recovered	2	4	26
13 JORDAN STERNS - S			
Solo Tackles	5.5	4	35
Total Tackles	8.3	3	59
31 TRE FLOWERS - S			
Solo Tackles	5.1	6	57
16 DERIC ROBERTSON - S			
Fumbles Recovered	2	4	26
24 MIKETAVIUS JONES - CB			
Punt Return TDs	1	1	13
29 ZACH SINOR - P			
Punting	40.1	7	84
19 BEN GROGAN - K			
Scoring	8.4	5	40
Field Goal Percentage	0.800	4	36
Field Goals Per Game	1.23	4	53

- Player does not rank in the NCAA top 100 in this category



2015 STATISTICS

RESULTS

DATE	OPPONENT	W/L	SCORE	ATTEND
Sep 03, 2015	at Central Michigan	W	24-13	19717
Sep 12, 2015	CENTRAL ARKANSAS	W	32-8	56262
Sep 19, 2015	UTSA	W	69-14	54351
* Sep 26, 2015	at Texas	W	30-27	87073
* Oct 3, 2015	KANSAS STATE	W	36-34	57618
* Oct 10, 2015	at West Virginia	WOT	33-26	60410
* Oct 24, 2015	KANSAS	W	58-10	59486
* Oct 31, 2015	at Texas Tech	W	70-53	54872
* Nov 07, 2015	#5 TCU	W	49-29	59061
* Nov 14, 2015	at Iowa State	W	35-31	54180
* Nov 21, 2015	#10 BAYLOR	L	35-45	58669
* Nov 28, 2015	#5 OKLAHOMA	L	23-58	58231
Jan. 1, 2016	vs #12 Ole Miss	L	20-48	72117

TEAM STATISTICS

	OSU	OPP
SCORING	514	396
Points Per Game	39.5	30.5
Points Off Turnovers	114	47
FIRST DOWNS	306	288
Rushing	88	128
Passing	197	138
Penalty	21	22
RUSHING YARDAGE	1649	2430
Yards gained rushing	2011	2809
Yards lost rushing	362	379
Rushing Attempts	460	571
Average Per Rush	3.6	4.3
Average Per Game	126.8	186.9
TDs Rushing	25	26
PASSING YARDAGE	4591	3278
Comp-Att-Int	325-517-10	251-433-17
Average Per Pass	8.9	7.6
Average Per Catch	14.1	13.1
Average Per Game	353.2	252.2
TDs Passing	35	21
TOTAL OFFENSE	6240	5708
Total Plays	977	1004
Average Per Play	6.4	5.7
Average Per Game	480.0	439.1
KICK RETURNS: #-Yards	42-868	70-1611
PUNT RETURNS: #-Yards	24-160	20-94
INT RETURNS: #-Yards	17-256	10-178
KICK RETURN AVERAGE	20.7	23.0
PUNT RETURN AVERAGE	6.7	4.7
INT RETURN AVERAGE	15.1	17.8
FUMBLES-LOST	18-5	20-11
PENALTIES-Yards	75-657	100-880
Average Per Game	50.5	67.7
PUNTS-Yards	75-3010	73-3025
Average Per Punt	40.1	41.4
Net punt average	38.1	38.2
KICKOFFS-Yards	94-5651	76-4671
Average Per Kick	60.1	61.5
Net kick average	37.1	39.8
TIME OF POSSESSION/Game	29:29	30:31
3RD-DOWN Conversions	84/192	89/211
3rd-Down Pct	44%	42%
4TH-DOWN Conversions	8/10	14/23
4th-Down Pct	80%	61%
SACKS BY-Yards	40-231	32-191
MISC YARDS	0	0
TOUCHDOWNS SCORED	67	51
FIELD GOALS-ATTEMPTS	16-21	13-19
ON-SIDE KICKS	0-1	0-1
RED-ZONE SCORES	(55-60) 92%	(38-45) 84%
RED-ZONE TOUCHDOWNS	(40-60) 67%	(30-45) 67%
PAT-ATTEMPTS	(62-66) 94%	(45-47) 96%
ATTENDANCE	403678	276252
Games/Avg Per Game	7/57668	5/55250
Neutral Site Games		1/72117

SCORE BY QUARTERS	1ST	2ND	3RD	4TH	OT	TOTAL
Oklahoma State	134	116	119	138	7	514
Opponents	111	135	78	72	0	396

RUSHING

	GP	Att	Gain	Loss	Net	Avg	TD	Long	Avg/G
Carson, Chris	12	131	557	40	517	3.9	4	26	43.1
Walsh, J.W.	13	77	386	27	359	4.7	13	64	27.6
Taylor, Raymond	11	47	305	8	297	6.3	4	58	27.0
Childs, Rennie	12	72	304	23	281	3.9	2	35	23.4
Carr, Jeff	13	36	144	2	142	3.9	1	23	10.9
Sheperd, Brandon	12	7	39	0	39	5.6	0	14	3.2
McCleskey, Jalen	13	4	29	4	25	6.2	0	12	1.9
Bennett, Corey	1	2	18	0	18	9.0	0	10	18.0
Seales, Jhajuan	11	1	13	0	13	13.0	0	13	1.2
Washington, James	13	1	10	0	10	10.0	0	10	0.8
Cornelius, Taylor	2	4	21	16	5	1.2	0	12	2.5
Ateman, Marcell	13	1	1	0	1	1.0	0	1	0.1
TEAM	13	10	0	23	-23	-2.3	0	0	-1.8
Rudolph, Mason	13	67	184	219	-35	-0.5	1	40	-2.7
Total.....	13	460	2011	362	1649	3.6	25	64	126.8
Opponents.....	13	571	2809	379	2430	4.3	26	68	186.9

PASSING

	G	Effic	Cmp-Att-Int	Pct	Yds	TD	Lng	Avg/G
Rudolph, Mason	13	149.05	264-424-9	62.3	3770	21	82	290.0
Walsh, J.W.	13	192.95	57-85-1	67.1	787	13	73	60.5
Cornelius, Taylor	2	53.44	2-5-0	40.0	8	0	5	4.0
Hays, Austin	12	589.60	1-1-0	100.0	19	1	19	1.6
TEAM	13	0.00	0-1-0	0.0	0	0	0	0.0
Carson, Chris	12	158.80	1-1-0	100.0	7	0	7	0.6
Total.....	13	155.93	325-517-10	62.9	4591	35	82	353.2
Opponents.....	13	129.71	251-433-17	58.0	3278	21	90	252.2

RECEIVING

	G	No.	Yds	Avg	TD	Long	Avg/G
Glidden, David	13	57	866	15.2	3	67	66.6
Washington, James	13	53	1087	20.5	10	74	83.6
Ateman, Marcell	13	45	766	17.0	5	82	58.9
McCleskey, Jalen	13	29	253	8.7	3	56	19.5
Sheperd, Brandon	12	23	323	14.0	3	47	26.9
Hays, Austin	12	22	200	9.1	1	19	16.7
Seales, Jhajuan	11	18	321	17.8	2	48	29.2
Jarwin, Blake	11	17	200	11.8	2	25	18.2
Carson, Chris	12	17	170	10.0	0	28	14.2
Carr, Jeff	13	11	24	2.2	2	12	1.8
Lacy, Chris	13	8	120	15.0	2	38	9.2
Childs, Rennie	12	8	66	8.2	0	31	5.5
Seaton, Jeremy	11	7	88	12.6	2	45	8.0
Veatch, Zac	13	5	72	14.4	0	25	5.5
Taylor, Raymond	11	1	13	13.0	0	13	1.2
Frazier, Jordan	8	1	7	7.0	0	7	0.9
Rudolph, Mason	13	1	7	7.0	0	7	0.5
Neph, Cole	6	1	5	5.0	0	5	0.8
Doolittle, Kameron	12	1	3	3.0	0	3	0.2
Total.....	13	325	4591	14.1	35	82	353.2
Opponents.....	13	251	3278	13.1	21	90	252.2

TOTAL OFFENSE

	G	Plays	Rush	Pass	Total	Avg/G
Rudolph, Mason	13	491	-35	3770	3735	287.3
Walsh, J.W.	13	162	359	787	1146	88.2
Carson, Chris	12	132	517	7	524	43.7
Taylor, Raymond	11	47	297	0	297	27.0
Childs, Rennie	12	72	281	0	281	23.4
Carr, Jeff	13	36	142	0	142	10.9
Sheperd, Brandon	12	7	39	0	39	3.2
McCleskey, Jalen	13	4	25	0	25	1.9
Hays, Austin	12	1	0	19	19	1.6
Bennett, Corey	1	2	18	0	18	18.0
Seales, Jhajuan	11	1	13	0	13	1.2
Cornelius, Taylor	2	9	5	8	13	6.5
Washington, James	13	1	10	0	10	0.8
Ateman, Marcell	13	1	1	0	1	0.1
TEAM	13	11	-23	0	-23	-1.8
Total.....	13	977	1649	4591	6240	480.0
Opponents.....	13	1004	2430	3278	5708	439.1



2015 STATISTICS

SCORING

	TD	FGs	----- PATs -----					DXP	Saf	Points
			Kick	Rush	Rcv	Pass				
Grogan, Ben	0	16-20	61-64	0-0	0	0-0	0	0	109	
Walsh, J.W.	13	0-0	0-0	0-0	0	0-0	0	0	78	
Washington, James	10	0-0	0-0	0-0	0	0-0	0	0	60	
Ateman, Marcell	5	0-0	0-0	0-0	0	0-0	0	0	30	
McCleskey,Jalen	4	0-0	0-0	0-0	0	0-0	0	0	24	
Carson, Chris	4	0-0	0-0	0-0	0	0-0	0	0	24	
Taylor, Raymond	4	0-0	0-0	0-0	0	0-0	0	0	24	
Glidden, David	3	0-0	0-0	0-0	0	0-0	0	0	18	
Sheperd,Brandon	3	0-0	0-0	0-0	0	0-0	0	0	18	
Carr, Jeff	3	0-0	0-0	0-0	0	0-0	0	0	18	
Seaton, Jeremy	2	0-0	0-0	0-0	0	0-0	0	0	12	
Seales, Jhajuan	2	0-0	0-0	0-0	0	0-0	0	0	12	
Lacy, Chris	2	0-0	0-0	0-0	0	0-0	0	0	12	
Childs, Rennie	2	0-0	0-0	0-0	0	0-0	0	0	12	
Jarwin, Blake	2	0-0	0-0	0-0	0	0-0	0	0	12	
Ogbah, Emmanuel	1	0-0	0-0	0-0	0	0-0	0	0	6	
Rudolph, Mason	1	0-0	0-0	0-0	0	0-0	0	0	6	
Hays, Austin	1	0-0	0-0	0-0	0	0-1	0	0	6	
Jones, Miketavius	1	0-0	0-0	0-0	0	0-0	0	0	6	
Whitener, Chad	1	0-0	0-0	0-0	0	0-0	0	0	6	
Richards, Ramon	1	0-0	0-0	0-0	0	0-0	0	0	6	
Robertson, Deric	1	0-0	0-0	0-0	0	0-0	0	0	6	
Averette, Devante	1	0-0	0-0	0-0	0	0-0	0	0	6	
Ferguson, Tyler	0	0-0	0-0	0-0	0	0-0	0	1	2	
Hockett, Matt	0	0-1	1-1	0-0	0	0-0	0	0	1	
TEAM	0	0-0	0-1	0-0	0	0-0	0	0	0	
Sterns, Jordan	0	0-0	0-0	0-0	0	0-0	0	0	0	
Total.....	67	16-21	62-66	0-0	0	0-1	0	1	514	
Opponents.....	51	13-19	45-47	0-0	2	2-4	0	1	396	

PUNT RETURNS

	No.	Yds	Avg	TD	Long
McCleskey,Jalen	22	111	5.0	1	67
Jones, Miketavius	1	32	32.0	1	13
Sheperd,Brandon	1	17	17.0	0	17
Total.....	24	160	6.7	2	67
Opponents.....	20	94	4.7	0	23

INTERCEPTIONS

	No.	Yds	Avg	TD	Long
Averette, Devante	2	37	18.5	0	19
Sterns, Jordan	2	39	19.5	0	34
Flowers, Tre	2	3	1.5	0	3
Hunter, Michael	2	8	4.0	0	8
Richards, Ramon	2	59	29.5	1	59
Whitener, Chad	2	65	32.5	1	42
Jacobs, Seth	2	0	0.0	0	0
Lampkin, Ashton	1	28	28.0	0	28
Burton, Jordan	1	8	8.0	0	8
Peterson, Kevin	1	9	9.0	0	9
Total.....	17	256	15.1	2	59
Opponents.....	10	178	17.8	2	41

KICK RETURNS

	No.	Yds	Avg	TD	Long
Carr, Jeff	29	623	21.5	0	53
Sheperd,Brandon	5	103	20.6	0	30
Washington, James	3	59	19.7	0	27
Lacy, Chris	2	24	12.0	0	19
Seales, Jhajuan	1	23	23.0	0	23
McCleskey,Jalen	1	20	20.0	0	20
Jarwin, Blake	1	16	16.0	0	16
Total.....	42	868	20.7	0	53
Opponents.....	70	1611	23.0	1	100

FUMBLE RETURNS

	No.	Yds	Avg	TD	Long
Averette, Devante	1	6	6.0	1	6
Robertson, Deric	1	22	22.0	1	22
Ogbah, Emmanuel	0	0	0.0	1	0
Total.....	2	28	14.0	3	22
Opponents.....	2	43	21.5	1	34

ALL-PURPOSE

	G	Rush	Rec	PR	KOR	IR	Tot	Avg/G
Washington, James	13	10	1087	0	59	0	1156	88.9
Glidden, David	13	0	866	0	0	0	866	66.6
Carr, Jeff	13	142	24	0	623	0	789	60.7
Ateman, Marcell	13	1	766	0	0	0	767	59.0
Carson, Chris	12	517	170	0	0	0	687	57.2
Sheperd,Brandon	12	39	323	17	103	0	482	40.2
McCleskey,Jalen	13	25	253	111	20	0	409	31.5
Walsh, J.W.	13	359	0	0	0	0	359	27.6
Seales, Jhajuan	11	13	321	0	23	0	357	32.5
Childs, Rennie	12	281	66	0	0	0	347	28.9
Taylor, Raymond	11	297	13	0	0	0	310	28.2
Jarwin, Blake	11	0	200	0	16	0	216	19.6
Hays, Austin	12	0	200	0	0	0	200	16.7
Lacy, Chris	13	0	120	0	24	0	144	11.1
Seaton, Jeremy	11	0	88	0	0	0	88	8.0
Veatch, Zac	13	0	72	0	0	0	72	5.5
Whitener, Chad	13	0	0	0	0	65	65	5.0
Richards, Ramon	12	0	0	0	0	59	59	4.9
Sterns, Jordan	13	0	0	0	0	39	39	3.0
Averette, Devante	13	0	0	0	0	37	37	2.8
Jones, Miketavius	13	0	0	32	0	0	32	2.5
Lampkin, Ashton	12	0	0	0	0	28	28	2.3
Bennett, Corey	1	18	0	0	0	0	18	18.0
Peterson, Kevin	12	0	0	0	0	9	9	0.8
Burton, Jordan	13	0	0	0	0	8	8	0.6
Hunter, Michael	13	0	0	0	0	8	8	0.6
Frazier, Jordan	8	0	7	0	0	0	7	0.9
Cornelius, Taylor	2	5	0	0	0	0	5	2.5
Neph, Cole	6	0	5	0	0	0	5	0.8
Flowers, Tre	13	0	0	0	0	3	3	0.2
Doollittle, Kameron	12	0	3	0	0	0	3	0.2
TEAM	13	-23	0	0	0	0	-23	-1.8
Rudolph, Mason	13	-35	7	0	0	0	-28	-2.2
Total.....	13	1649	4591	160	868	256	7524	578.8
Opponents.....	13	2430	3278	94	1611	178	7591	583.9

FIELD GOALS

	FGM-FGA	Pct	01-19	20-29	30-39	40-49	50-99	Lg	Blk
Grogan, Ben	16-20	80.0	0-0	7-9	5-5	4-6	0-0	43	0
Hockett, Matt	0-1	0.0	0-0	0-1	0-0	0-0	0-0	0	0

FIELD GOAL SEQUENCE

	Oklahoma State	OPPONENTS
Central Michigan	(22),42,26	(31),(26)
Central Arkansas	(31),(22)	-
UTSA	(24),(43)	40
Texas	(34),(41),(40)	(41),(46)
Kansas State	(37)	43
West Virginia	(21),(22)	(38)
Kansas	46,28	(40)
Texas Tech	-	(42)
TCU	-	(23),49
Iowa State	28	(21)
Baylor	-	45,(34)
Oklahoma	(43),(36),(21)	47,(40)
Ole Miss	(26),(31)	(34),(38),42

Numbers in (parentheses) indicate field goal was made.

PUNTING

	No.	Yds	Avg	Long	TB	FC	I20	50+	Blkd
Sinor, Zach	75	3010	40.1	65	3	32	31	8	0
Total.....	75	3010	40.1	65	3	32	31	8	0
Opponents.....	73	3025	41.4	58	4	29	22	16	1

KICKOFFS

	No.	Yds	Avg	TB	OB	Retn	Net	YdLn
Grogan, Ben	92	5528	60.1	22	2			
Hockett, Matt	2	123	61.5	0	0			
Total.....	94	5651	60.1	22	2	1611	37.1	27
Opponents.....	76	4671	61.5	31	3	868	39.8	25



2015 STATISTICS

DEFENSIVE STATS

	GP	-----Tackles-----			TFL/Yds	-Sacks-	---Pass Def---			-Fumbles-		Blkd	Saf
		Solo	Ast	Total			No-Yards	Int-Yds	BrUp	QBH	Rcv-Yds		
1C Sterns, Jordan	13	72	36	108	1.5-1	.	2-39	3	.	1-0	1	.	.
20 Burton, Jordan	13	64	34	98	9.0-25	3.5-14	1-8	.	2	1-0	1	.	.
45 Whitener, Chad	13	58	35	93	7.5-20	2.0-10	2-65	.	1	1-0	1	.	.
31 Flowers, Tre	13	67	16	83	3.5-11	.	2-3	7	.	.	1	.	.
10 Jacobs, Seth	13	44	21	65	8.5-13	1.0-1	2-0	1	2
38 Ogbah, Emmanuel	13	45	19	64	17.5-74	13.0-62	.	4	19	2-0	3	.	.
96 Taylor, Vincent	13	30	18	48	8.5-38	5.0-30	.	1	1	1-0	.	1	.
1 Peterson, Kevin	12	36	6	42	4.5-10	.	1-9	6	.	1-0	.	.	.
6 Lampkin, Ashton	12	25	6	31	1.0-2	.	1-28	5
40 Averette, Devante	13	21	9	30	3.5-22	2.0-19	2-37	.	.	1-6	.	.	.
92 Bean, Jimmy	8	20	5	25	10.5-38	5.5-26	.	.	2
90 Clark, Trace	12	14	9	23	.	.	.	1	1
94 Brailford, Jordan	10	18	5	23	3.5-4	1.0-1	.	.	3
56 Maile, Motekiai	13	12	9	21	2.0-5	.	.	.	1	.	.	1	.
17 Hunter, Michael	13	18	2	20	1.0-2	.	2-8	1
12 Tucker, Kirk	13	18	2	20	1	.	.
24 Jones, Miketavius	13	12	6	18	2.5-35	2.5-35	1	1	.
79 Daniels,Darrion	13	11	5	16	2.5-4	0.5-1	.	.	1
18 Richards, Ramon	12	14	1	15	1.0-5	.	2-59	2	.	.	1	.	.
52 Simmons, Ryan	5	9	5	14
5 Morrow, Jerel	13	12	2	14
2C Edison-McGruder, K.	12	10	3	13
16 Robertson,Deric	12	9	4	13	2-22	.	.	.
93 Owens, Jarrell	13	8	3	11	3.0-22	3.0-22	.	1	2	.	1	.	.
2X Curry, Darius	12	7	4	11	1.0-1
97 Davis, Eric	13	5	4	9
9 Akem, Gyasi	8	4	5	9	1.0-1
4 Harding, Dylan	11	3	3	6
3X Hardeman, Chris	10	4	1	5	1	.	.
50 Mabin, Josh	5	2	2	4
3B Catlin, Kris	7	1	2	3	1.0-1
7 Sheperd,Brandon	12	2	.	2
28 Washington, James	13	1	1	2
70 Hughes, Ben	2	.	1	1
99 Carter, Trey	1	1	.	1
88 Hays, Austin	12	.	1	1
62 Ferguson, Tyler	2	1	.	1	1.0-10	1.0-10	1
8 Curry, C.J.	11	1	.	1
81 Seales, Jhajuan	11	1	.	1
60 Crabtree, Zach	13	1	.	1
54 Elias, Josh	12	1	.	1
47 Jarwin, Blake	11	.	1	1
48 Bassett, Dawson	8	1	.	1	1-0	.	.	.
30 Taylor, Raymond	11	1	.	1
Total.....	13	684	286	970	95-344	40-231	17-256	32	35	11-28	12	3	1
Opponents.....	13	619	286	905	86.0-338	32-191	10-178	58	29	5-43	8	3	1



2015 STATISTICS

INDIVIDUAL GAME-BY-GAME PASSING

#2 Rudolph, Mason	Att	Comp	Int	Pct	Yards	TD	Long	Sack	Yds	Effic
Central Michigan	32	22	0	68.8	266	1	49	2	5	148.9
Central Arkansas	35	23	1	65.7	401	2	67	1	7	175.1
UTSA	23	17	0	73.9	280	2	46	2	13	204.9
Texas	34	22	2	64.7	290	1	31	3	24	134.3
Kansas State	55	34	1	61.8	437	3	47	2	9	142.9
West Virginia	40	20	3	50.0	218	0	31	2	7	80.8
Kansas	26	20	0	76.9	305	1	43	3	13	188.2
Texas Tech	35	21	1	60.0	285	2	31	2	14	141.5
TCU	24	16	0	66.7	352	5	82	1	4	258.6
Iowa State	36	24	0	66.7	327	1	32	3	11	152.1
Baylor	50	27	0	54.0	430	3	48	6	42	146.0
Oklahoma	3	0	1	0.0	0	0	0	0	0	-66.7
Ole Miss	31	18	0	58.1	179	0	27	3	26	106.6
TOTALS	424	264	9	62.3	3770	21	82	30	175	149.1

#4 Walsh, J.W.	Att	Comp	Int	Pct	Yards	TD	Long	Sack	Yds	Effic
Central Arkansas	4	2	0	50.0	13	1	7	0	0	159.8
UTSA	3	2	0	66.7	32	1	19	0	0	266.3
Texas	2	2	0	100.0	2	1	1	0	0	273.4
Kansas State	1	1	0	100.0	4	1	4	0	0	463.6
West Virginia	3	2	0	66.7	10	1	6	0	0	204.7
Kansas	5	5	0	100.0	68	2	38	0	0	346.2
Texas Tech	5	4	0	80.0	167	2	73	0	0	492.6
TCU	3	2	0	66.7	23	0	25	0	0	131.1
Iowa State	2	2	0	100.0	16	1	9	0	0	332.2
Baylor	1	1	0	100.0	3	1	3	0	0	455.2
Oklahoma	42	25	1	59.5	325	2	72	0	0	135.5
Ole Miss	14	9	0	64.3	124	0	33	0	0	138.7
TOTALS	85	57	1	67.1	787	13	73	0	0	193.0

#14 Cornelius, T.	Att	Comp	Int	Pct	Yards	TD	Long	Sack	Yds	Effic
Kansas	5	2	0	40.0	8	0	5	1	10	53.4
TOTALS	5	2	0	40.0	8	0	5	2	16	53.4

#88 Hays, Austin	Att	Comp	Int	Pct	Yards	TD	Long	Sack	Yds	Effic
Texas Tech	1	1	0	100.0	19	1	19	0	0	589.6
TOTALS	1	1	0	100.0	19	1	19	0	0	589.6

#32 Carson, Chris	Att	Comp	Int	Pct	Yards	TD	Long	Sack	Yds	Effic
Texas Tech	1	1	0	100.0	7	0	7	0	0	158.8
TOTALS	1	1	0	100.0	7	0	7	0	0	158.8

INDIVIDUAL GAME-BY-GAME RUSHING

	No-Yds/TD	CMU	UCA	UTSA	UT	KS	WVU	KU	TTU	TCU	ISU	BU	OU	MISS
Carson, Chris RB	131-517/4	21-89/0	15-42/1	17-104/2	12-39/0	DNP	14-21/0	9-44/0	7-26/0	1-11/0	12-70/1	6-20/0	7-38/0	10-13/0
Walsh, J.W. QB	77-359/13	3-9/1	3-22/0	4-16/0	4-27/1	3--1/0	4-17/1	6-24/3	8-80/1	3-4/1	12-28/2	5-9/1	12-50/0	10-74/2
Taylor, Raymond RB	47-297/4	-	DNP	3-76/1	DNP	9-35/1	1-1/0	5-23/0	5-58/2	9-28/0	9-41/0	2-6/0	3-26/0	1-3/0
Childs, Rennie RB	72-281/2	5-36/0	8-50/0	8-37/1	21-54/0	DNP	10-34/1	4-21/0	4-13/0	2-14/0	-	2-5/0	5-18/0	3--1/0
Carr, Jeff RB	36-142/1	-	6-41/0	3-8/0	1-2/0	6-15/0	-	12-51/1	2-15/0	2-2/0	1-2/0	1-6/0	2-0/0	-
Sheperd, Brandon WR	7-39/0	-	2-16/0	-	2-13/0	-	1-0/0	DNP	-	-	2-10/0	-	-	-
McCleskey, Jalen WR	4-25/0	-	-	-	-	2-19/0	-	1-10/0	-	1-4/0	-	-	-	-
Bennett, Corey RB	2-18/0	DNP	DNP	DNP	DNP	DNP	DNP	2-18/0	DNP	DNP	DNP	DNP	DNP	DNP
Seales, Jhajuan WR	1-13/0	-	-	-	-	-	1-13/0	-	DNP	DNP	-	-	-	-
Washington, J. WR	1-10/0	-	-	-	-	1-10/0	-	-	-	-	-	-	-	-
Cornelius, T. QB	4-5/0	DNP	DNP	1-6/0	DNP	DNP	DNP	3-11/0	DNP	DNP	DNP	DNP	DNP	DNP
Ateman, Marcell WR	1-1/0	-	-	-	-	-	-	-	-	-	1-1/0	-	-	-
TEAM	10--23/0	1--1/0	-	-	-	2--2/0	-	-	2--7/0	-	4--10/0	-	-	1--3/0
Rudolph, Mason QB	67--35/1	5-20/1	1--7/0	4--13/0	6--32/0	4--27/0	7-48/0	5-0/0	8--1/0	8-26/0	7-12/0	7--38/0	-	5--23/0

INDIVIDUAL GAME-BY-GAME RECEIVING

	No-Yds/TD	CMU	UCA	UTSA	UT	KS	WVU	KU	TTU	TCU	ISU	BU	OU	MISS
Washington, J. WR	53-1087/10	2-19/0	3-59/0	3-35/0	4-42/0	7-100/1	2-30/0	6-103/1	4-200/2	5-184/3	4-48/0	5-88/2	7-169/1	1-10/0
Glidden, David WR	57-866/3	5-71/0	4-145/2	3-67/1	3-41/0	8-83/0	5-50/0	6-91/0	4-80/0	1-1/0	6-85/0	5-69/0	3-24/0	4-59/0
Ateman, Marcell WR	45-766/5	4-75/1	4-46/0	1-13/1	4-69/0	6-101/1	2-41/0	-	3-31/0	1-82/1	8-132/1	5-83/0	2-23/0	5-70/0
Sheperd, Brandon WR	23-323/3	1-18/0	2-32/0	1-38/0	5-43/1	3-56/1	1--1/0	DNP	2-54/1	-	1-8/0	2-17/0	2-23/0	3-35/0
Seales, Jhajuan WR	18-321/2	2-25/0	3-29/0	1-6/1	2-47/0	1-40/0	1-4/0	2-13/0	DNP	DNP	-	2-89/0	3-59/1	1-9/0
McCleskey, Jalen WR	29-253/3	1--1/0	1-56/0	3-58/0	-	3-12/1	1-6/0	1-20/0	5-9/0	4-30/0	1-22/0	3-16/2	3-1/0	3-24/0
Hays, Austin WR	22-200/1	2-14/0	1-16/0	2-20/0	2-8/0	5-32/0	2-13/0	2-19/0	3-30/1	1-13/0	-	1-16/0	1-19/0	DNP
Jarwin, Blake TE	17-200/2	1-9/0	-	-	3-41/0	-	3-37/1	2-44/0	1-19/1	1-18/0	3-22/0	DNP	DNP	3-10/0
Carson, Chris RB	17-170/0	2-23/0	1-6/0	1-4/0	-	DNP	1-11/0	1-4/0	2-26/0	-	1-10/0	2-36/0	2-3/0	4-59/0
Lacy, Chris WR	8-120/2	1-7/0	-	-	-	1-15/0	-	4-76/2	2-22/0	-	-	-	-	-
Seaton, Jeremy FB	7-88/2	-	3-23/1	1-45/0	1-1/1	-	1-1/0	-	-	-	-	DNP	DNP	1-18/0
Veatch, Zac TE	5-72/0	-	-	1-19/0	-	-	-	-	-	1-25/0	-	2-19/0	-	1-9/0
Childs, Rennie RB	8-66/0	-	1-10/0	1-7/0	-	DNP	2-36/0	1-3/0	-	-	1-9/0	1-0/0	1-1/0	-
Carr, Jeff RB	11-24/2	1-6/0	1--3/0	1-0/0	-	1-2/0	1-0/0	-	-	3-9/1	1-7/1	-	1-3/0	1-0/0
Taylor, Raymond RB	1-13/0	-	DNP	-	DNP	-	-	-	-	1-13/0	-	-	-	-
Rudolph, Mason QB	1-7/0	-	-	-	-	-	-	-	1-7/0	-	-	-	-	-
Frazier, Jordan TE	1-7/0	DNP	1-7/0	-	-	DNP	DNP	-	-	DNP	DNP	-	-	-
Neph, Cole WR	1-5/0	DNP	-	-	-	DNP	-	1-5/0	-	DNP	DNP	DNP	DNP	DNP
Doolittle, K. WR	1-3/0	-	-	-	-	DNP	-	1-3/0	-	-	-	-	-	-



2015 STATISTICS

INDIVIDUAL GAME-BY-GAME TACKLES

TOTAL TACKLES	UA-A	TOT	CMU	UCA	UTSA	UT	KS	WVU	KU	TTU	TCU	ISU	BU	OU	MISS
Sterns, Jordan S	72-36	108	8-1	4-2	8-5	8-4	4-2	7-3	1-0	6-1	5-4	6-2	10-6	2-4	3-2
Burton, Jordan LB	64-34	98	4-2	1-2	2-3	7-1	4-0	7-4	2-1	11-2	9-3	1-4	6-9	4-2	6-1
Whitener, Chad LB	58-35	93	0-1	2-1	2-4	1-0	9-0	6-5	3-0	6-0	8-4	2-5	12-7	5-5	2-3
Flowers, Tre S	67-16	83	5-1	2-2	2-2	3-0	5-0	10-3	3-0	12-0	7-3	3-1	1-1	7-1	7-2
Jacobs, Seth LB	44-21	65	1-1	4-2	2-0	0-3	4-2	4-2	2-0	5-0	6-4	3-0	6-6	6-1	1-0
Ogbah, Emmanuel DE	45-19	64	1-1	7-0	2-2	2-4	4-2	6-2	0-1	5-2	2-0	6-1	5-4	2-0	3-0
Taylor, Vincent DT	30-18	48	3-2	4-2	1-1	1-2	1-0	6-3	2-1	2-0	2-0	1-1	2-3	3-3	2-0
Peterson, Kevin CB	36-6	42	DNP	3-2	2-0	3-2	5-0	2-1	1-0	1-0	3-1	2-0	2-0	7-0	5-0
Lampkin, Ashton CB	25-6	31	2-0	3-1	1-1	3-0	2-0	4-2	1-0	DNP	2-0	1-2	2-0	1-0	3-0
Averette, D. LB	21-9	30	0-2	2-0	3-2	1-0	3-0	-	2-2	4-1	2-2	1-0	-	1-0	2-0
Bean, Jimmy DE	20-5	25	4-0	4-0	1-1	4-1	1-1	5-1	1-1	-	DNP	DNP	DNP	DNP	DNP
Clark, Trace DE	14-9	23	-	DNP	1-0	0-1	0-1	1-0	1-1	-	1-5	3-1	5-0	1-0	1-0
Brailford, J. DE	18-5	23	DNP	-	1-0	DNP	DNP	1-0	1-0	5-0	2-1	1-1	2-2	1-1	4-0
Maile, Motekiai DT	12-9	21	1-0	1-1	-	-	2-0	2-2	1-1	-	0-1	3-1	1-2	0-1	1-0
Tucker, Kirk LB	18-2	20	-	2-0	1-0	2-0	1-1	-	2-1	1-0	1-0	2-0	1-0	1-0	4-0
Hunter, Michael CB	18-2	20	3-0	-	3-0	3-0	1-0	1-0	-	1-1	2-0	1-0	2-0	-	1-1
Jones, M. CB	12-6	18	0-2	1-0	2-0	1-1	2-0	2-0	0-1	2-0	1-1	-	-	1-0	0-1
Daniels, Darrion DT	11-5	16	2-1	1-0	2-0	1-0	-	-	1-1	0-1	3-1	-	0-1	-	1-0
Richards, Ramon CB	14-1	15	3-0	5-0	2-1	-	1-0	-	-	1-0	1-0	DNP	1-0	-	-
Morrow, Jerel S	12-2	14	-	2-0	3-1	-	2-0	0-1	1-0	2-0	1-0	-	1-0	-	-
Simmons, Ryan LB	9-5	14	4-2	3-1	-	2-1	0-1	DNP	DNP	DNP	DNP	DNP	DNP	DNP	DNP
Edison-McGruder S	10-3	13	-	-	5-2	-	-	-	2-0	-	1-1	DNP	1-0	-	1-0
Robertson, Deric S	9-4	13	0-1	DNP	1-0	1-0	1-0	1-2	3-0	-	2-0	-	0-1	-	-
Curry, Darius CB	7-4	11	2-2	-	1-0	-	-	-	1-0	2-0	0-1	1-0	DNP	0-1	-
Owens, Jarrell DE	8-3	11	-	-	-	1-0	-	1-0	0-1	1-0	1-0	1-0	0-2	3-0	-
Davis, Eric	5-4	9	1-0	-	-	-	-	0-1	-	1-0	1-2	2-1	-	-	-
Akem, Gyasi LB	4-5	9	0-1	2-0	0-3	DNP	DNP	-	1-1	-	1-0	DNP	DNP	DNP	-
Harding, Dylan S	3-3	6	-	-	1-3	-	1-0	-	-	DNP	DNP	-	-	1-0	-
Hardeman, Chris CB	4-1	5	DNP	-	2-1	-	DNP	-	-	-	-	-	DNP	1-0	1-0
Mabin, Josh LB	2-2	4	DNP	DNP	0-2	DNP	DNP	1-0	-	-	DNP	DNP	DNP	DNP	1-0
Catlin, Kris LB	1-2	3	DNP	-	1-1	-	0-1	-	-	DNP	DNP	DNP	DNP	DNP	-
Sheperd, Brandon	2-0	2	-	-	-	-	1-0	-	DNP	-	-	-	-	-	1-0
Washington, J.	1-1	2	-	-	-	-	-	-	-	1-0	-	-	-	0-1	-
Hughes, Ben DT	0-1	1	DNP	DNP	-	DNP	DNP	DNP	0-1	DNP	DNP	DNP	DNP	DNP	DNP
Carter, Trey DE	1-0	1	DNP	DNP	1-0	DNP	DNP	DNP	DNP	DNP	DNP	DNP	DNP	DNP	DNP
Jarwin, Blake	0-1	1	-	-	0-1	-	-	-	-	-	-	-	DNP	DNP	-
Elias, Josh	1-0	1	-	DNP	-	-	-	-	-	-	1-0	-	-	-	-
Bassett, Dawson	1-0	1	-	-	1-0	DNP	-	DNP	-	-	DNP	DNP	-	-	DNP
Hays, Austin	0-1	1	-	-	-	-	-	-	-	0-1	-	-	-	-	DNP
Crabtree, Zach	1-0	1	-	1-0	-	-	-	-	-	-	-	-	-	-	-
Curry, C.J.	1-0	1	-	-	-	DNP	-	DNP	-	1-0	-	-	-	-	-
Seales, Jhajuan	1-0	1	-	-	-	1-0	-	-	-	DNP	DNP	-	-	-	-
Taylor, Raymond	1-0	1	-	DNP	-	DNP	-	-	-	-	-	-	-	1-0	-
Ferguson, Tyler DT	1-0	1	DNP	DNP	-	DNP	DNP	DNP	1-0	DNP	DNP	DNP	DNP	DNP	DNP

INDIVIDUAL GAME-BY-GAME SACKS

Ogbah, Emmanuel DE	UA-A	TOT	CMU	UCA	UTSA	UT	KS	WVU	KU	TTU	TCU	ISU	BU	OU	MISS
Ogbah, Emmanuel DE	10-6	13.0	1.5-9	1.0-3	1.0-7	2.0-8	1.0-7	1.0-2	0.5-4	1.0-2	-	2.0-11	1.0-6	1.0-3	-
Bean, Jimmy DE	5-1	5.5	1.0-4	1.0-6	1.0-7	1.0-4	-	1.5-5	-	-	DNP	DNP	DNP	DNP	DNP
Taylor, Vincent DT	4-2	5.0	1.0-6	-	-	1.5-12	-	0.5-1	1.0-2	-	-	-	-	-	1.0-9
Burton, Jordan LB	3-1	3.5	-	-	-	0.5-2	1.0-4	-	-	-	1.0-1	-	-	-	1.0-7
Owens, Jarrell DE	3-0	3.0	-	-	-	1.0-6	-	-	-	1.0-6	1.0-10	-	-	-	-
Jones, M. CB	2-1	2.5	-	-	1.0-9	1.0-22	-	-	0.5-4	-	-	-	-	-	-
Whitener, Chad LB	2-0	2.0	-	-	-	-	2.0-10	-	-	-	-	-	-	-	-
Averette, D. LB	2-0	2.0	-	-	-	-	2.0-19	-	-	-	-	-	-	-	-
Ferguson, Tyler DT	1-0	1.0	DNP	DNP	-	DNP	DNP	DNP	1.0-10	DNP	DNP	DNP	DNP	DNP	DNP
Brailford, J. DE	1-0	1.0	DNP	-	-	DNP	DNP	-	-	-	1.0-1	-	-	-	-
Jacobs, Seth LB	1-0	1.0	-	-	-	-	-	-	-	-	-	-	-	1.0-1	-
Daniels, Darrion DT	0-1	0.5	0.5-1	-	-	-	-	-	-	-	-	-	-	-	-

INDIVIDUAL GAME-BY-GAME TACKLES FOR LOSS

Ogbah, Emmanuel DE	UA-A	TOT	CMU	UCA	UTSA	UT	KS	WVU	KU	TTU	TCU	ISU	BU	OU	MISS
Ogbah, Emmanuel DE	14-7	17.5	1.5-9	2.0-4	1.0-7	2.5-8	3.0-16	1.0-2	0.5-4	2.0-4	-	2.0-11	1.0-6	1.0-3	-
Bean, Jimmy DE	10-1	10.5	1.0-4	3.0-12	1.0-7	2.0-5	-	3.5-10	-	-	DNP	DNP	DNP	DNP	DNP
Burton, Jordan LB	7-4	9.0	1.5-3	-	-	1.5-4	2.0-5	0.5-4	-	-	2.0-2	-	-	0.5-0	1.0-7
Jacobs, Seth LB	8-1	8.5	-	2.0-5	1.0-1	-	2.0-2	1.0-1	-	-	-	-	1.5-3	1.0-1	-
Taylor, Vincent DT	7-3	8.5	2.5-9	1.0-2	1.0-3	1.5-12	-	0.5-1	1.0-2	-	-	-	-	-	1.0-9
Whitener, Chad LB	7-1	7.5	-	1.0-1	-	-	3.0-11	-	2.0-6	-	-	-	-	1.5-2	-
Peterson, Kevin CB	4-1	4.5	DNP	-	-	1.5-3	1.0-2	-	1.0-3	-	-	-	-	1.0-2	-
Flowers, Tre S	3-1	3.5	-	-	-	-	1.0-1	0.5-3	-	1.0-6	-	-	-	-	1.0-1
Brailford, J. DE	3-1	3.5	DNP	-	-	DNP	DNP	-	1.0-1	-	1.5-1	-	-	-	1.0-2
Averette, D. LB	3-1	3.5	-	-	-	1.0-2	2.0-19	-	-	-	0.5-1	-	-	-	-
Owens, Jarrell DE	3-0	3.0	-	-	-	1.0-6	-	-	-	1.0-6	1.0-10	-	-	-	-
Jones, M. CB	2-1	2.5	-	-	1.0-9	1.0-22	-	-	0.5-4	-	-	-	-	-	-
Daniels, Darrion DT	2-1	2.5	0.5-1	-	1.0-1	-	-	-	-	-	1.0-2	-	-	-	-
Maile, Motekiai DT	2-0	2.0	-	-	-	-	-	-	-	-	-	-	1.0-1	-	1.0-4
Sterns, Jordan S	1-1	1.5	1.0-1	-	-	-	-	-	-	-	-	-	0.5-0	-	-
Ferguson, Tyler DT	1-0	1.0	DNP	DNP	-	DNP	DNP	DNP	1.0-10	DNP	DNP	DNP	DNP	DNP	DNP
Akem, Gyasi LB	1-0	1.0	-	1.0-1	-	DNP	DNP	-	-	-	-	DNP	DNP	DNP	-
Lampkin, Ashton CB	1-0	1.0	-	-	-	-	-	1.0-2	-	DNP	-	-	-	-	-
Hunter, Michael CB	1-0	1.0	-	-	-	-	-	-	-	-	-	-	-	-	1.0-2
Catlin, Kris LB	1-0	1.0	DNP	-	1.0-1	-	-	-	-	DNP	DNP	DNP	DNP	DNP	-
Richards, Ramon CB	1-0	1.0	-	-	-	-	-	-	-	1.0-5	-	DNP	-	-	-
Curry, Darius CB	1-0	1.0	-	-	-	-	-	-	1.0-1	-	-	-	DNP	-	-



2015 STATISTICS

INDIVIDUAL GAME-BY-GAME FUMBLES

	No-Lost	CMU	UCA	UTSA	UT	KS	WVU	KU	TTU	TCU	ISU	BU	OU	MISS
Rudolph, Mason QB	6-2	1-0	1-0	-	1-1	1-1	-	-	1-0	-	1-0	-	-	-
McCleskey,Jalen WR	5-2	-	1-0	1-1	-	-	1-0	-	-	1-0	-	-	-	1-1
Walsh, J.W. QB	2-0	-	-	-	-	-	-	-	1-0	-	-	-	1-0	-
Lacy, Chris WR	1-0	-	-	-	-	-	-	-	-	-	-	1-0	-	-
Jarwin, Blake TE	1-1	-	-	-	-	-	-	-	-	-	1-1	DNP	DNP	-
Hays, Austin WR	1-0	-	-	-	-	-	-	-	1-0	-	-	-	-	DNP
Carson, Chris RB	1-0	-	-	-	-	DNP	-	-	-	-	-	-	-	1-0
Carr, Jeff RB	1-0	-	1-0	-	-	-	-	-	-	-	-	-	-	-

INDIVIDUAL GAME-BY-GAME FUMBLES FORCED

	Number	CMU	UCA	UTSA	UT	KS	WVU	KU	TTU	TCU	ISU	BU	OU	MISS
Ogbah, Emmanuel	3	-	-	-	-	-	2	-	-	-	-	1	-	-
Sterns, Jordan	1	-	-	1	-	-	-	-	-	-	-	-	-	-
Whitener, Chad	1	-	-	-	-	-	1	-	-	-	-	-	-	-
Hardeman, Chris	1	DNP	-	1	-	DNP	-	-	-	-	-	DNP	-	-
Burton, Jordan	1	-	-	-	-	-	-	-	-	-	-	1	-	-
Tucker, Kirk	1	-	-	1	-	-	-	-	-	-	-	-	-	-
Jones, M.	1	-	-	1	-	-	-	-	-	-	-	-	-	-
Flowers, Tre	1	-	-	-	-	-	-	-	-	-	1	-	-	-
Owens, Jarrell	1	-	-	-	-	-	-	-	1	-	-	-	-	-
Richards, Ramon	1	1	-	-	-	-	-	-	-	-	DNP	-	-	-

INDIVIDUAL GAME-BY-GAME FUMBLES RECOVERED

	Number	CMU	UCA	UTSA	UT	KS	WVU	KU	TTU	TCU	ISU	BU	OU	MISS
Robertson,Deric	2	-	DNP	2	-	-	-	-	-	-	-	-	-	-
Ogbah, Emmanuel	2	-	-	-	-	-	1	-	-	-	-	1	-	-
Peterson, Kevin	1	DNP	-	-	-	-	-	-	-	-	-	1	-	-
Whitener, Chad	1	-	-	-	-	-	1	-	-	-	-	-	-	-
Averette, D.	1	-	-	1	-	-	-	-	-	-	-	-	-	-
Taylor, Vincent	1	-	-	-	-	-	-	-	1	-	-	-	-	-
Burton, Jordan	1	-	-	1	-	-	-	-	-	-	-	-	-	-
Bassett, Dawson TE	1	-	-	1	DNP	-	DNP	-	-	DNP	DNP	-	-	DNP
Sterns, Jordan	1	-	-	-	-	-	1	-	-	-	-	-	-	-

INDIVIDUAL GAME-BY-GAME PUNT RETURNS

	No-Yds	CMU	UCA	UTSA	UT	KS	WVU	KU	TTU	TCU	ISU	BU	OU	MISS
McCleskey,Jalen	22-111	3-0	4-1	1-0	2-2	2-12	1-0	4-31	1-67	2--5	-	-	-	2-3
Jones, M.	1-32	-	-	-	-	-	-	1-32	-	-	-	-	-	-
Sheperd,Brandon	1-17	-	-	1-17	-	-	-	DNP	-	-	-	-	-	-

INDIVIDUAL GAME-BY-GAME KICK RETURNS

	No-Yds	CMU	UCA	UTSA	UT	KS	WVU	KU	TTU	TCU	ISU	BU	OU	MISS
Carr, Jeff	29-623	2-42	2-64	2-46	-	-	1-10	1-27	3-63	2-51	6-100	6-128	4-92	-
Sheperd,Brandon	5-103	-	-	-	-	4-88	1-15	DNP	-	-	-	-	-	-
Washington, J.	3-59	-	-	-	-	-	-	-	-	-	-	-	2-48	1-11
Lacy, Chris	2-24	-	-	-	-	-	-	-	-	-	-	2-24	-	-
Seales, Jhajuan	1-23	-	-	-	-	-	-	-	DNP	DNP	-	-	1-23	-
McCleskey,Jalen	1-20	-	-	-	-	-	-	1-20	-	-	-	-	-	-
Jarwin, Blake	1-16	-	-	-	-	-	-	-	-	1-16	-	DNP	DNP	-

INDIVIDUAL GAME-BY-GAME INTERCEPTION RETURNS

	No-Yds	CMU	UCA	UTSA	UT	KS	WVU	KU	TTU	TCU	ISU	BU	OU	MISS
Hunter, Michael	2-8	-	-	-	-	1-0	-	-	1-8	-	-	-	-	-
Whitener, Chad	2-65	-	-	-	-	-	-	-	-	2-65	-	-	-	-
Sterns, Jordan	2-39	-	-	-	-	-	-	-	-	-	1-5	1-34	-	-
Averette, D.	2-37	-	-	-	-	-	1-19	1-18	-	-	-	-	-	-
Richards, Ramon	2-59	-	-	1-0	-	-	-	-	1-59	-	DNP	-	-	-
Jacobs, Seth	2-0	-	-	-	1-0	-	-	1-0	-	-	-	-	-	-
Flowers, Tre	2-3	1-3	-	-	-	-	-	-	-	1-0	-	-	-	-
Peterson, Kevin	1-9	DNP	-	1-9	-	-	-	-	-	-	-	-	-	-
Burton, Jordan	1-8	-	-	-	-	-	-	-	-	1-8	-	-	-	-
Lampkin, Ashton	1-28	-	-	-	-	-	-	-	DNP	-	-	-	-	1-28

INDIVIDUAL GAME-BY-GAME FUMBLE RETURNS

	No-Yds	CMU	UCA	UTSA	UT	KS	WVU	KU	TTU	TCU	ISU	BU	OU	MISS
Robertson,Deric	1-22	-	DNP	1-22	-	-	-	-	-	-	-	-	-	-
Averette, D.	1-6	-	-	1-6	-	-	-	-	-	-	-	-	-	-



2015 STATISTICS

INDIVIDUAL GAME-BY-GAME ALL-PURPOSE YARDS

	TOTAL	CMU	UCA	UTSA	UT	KS	WVU	KU	TTU	TCU	ISU	BU	OU	MISS
Washington, J.	1156	19	59	35	42	110	30	103	200	184	48	88	217	21
Glidden, David	866	71	145	67	41	83	50	91	80	1	85	69	24	59
Carr, Jeff	789	48	102	54	2	17	10	78	78	62	109	134	95	-
Ateman, Marcell	767	75	46	13	69	101	41	-	31	82	133	83	23	70
Carson, Chris	687	112	36	108	39	DNP	32	48	52	11	80	56	41	72
Sheperd, Brandon	482	18	48	55	56	144	14	DNP	54	-	18	17	23	35
McCleskey, Jalen	409	-1	57	58	2	43	6	81	76	21	22	16	1	27
Walsh, J.W.	359	9	22	16	27	-1	17	24	80	4	28	9	50	74
Seales, Jhajuan	357	25	29	6	47	40	17	13	DNP	DNP	-	89	82	9
Childs, Rennie	347	36	60	44	54	DNP	70	24	13	14	9	5	19	-1
Taylor, Raymond	310	-	DNP	76	DNP	35	1	23	58	41	41	6	26	3
Jarwin, Blake	216	9	-	-	41	-	37	44	19	34	22	DNP	DNP	10
Hays, Austin	200	14	16	20	8	32	13	19	30	13	-	16	19	DNP
Lacy, Chris	144	7	-	-	-	15	-	76	22	-	-	24	-	-
Seaton, Jeremy	88	-	23	45	1	-	1	-	-	-	-	DNP	DNP	18
Veatch, Zac	72	-	19	-	-	-	-	-	-	25	-	19	-	9
Whitener, Chad	65	-	-	-	-	-	-	-	-	65	-	-	-	-
Richards, Ramon	59	-	-	-	-	-	-	-	59	-	DNP	-	-	-
Sterns, Jordan	39	-	-	-	-	-	-	-	-	-	5	34	-	-
Averette, D.	37	-	-	-	-	-	19	18	-	-	-	-	-	-
Jones, M.	32	-	-	-	-	-	-	32	-	-	-	-	-	-
Lampkin, Ashton	28	-	-	-	-	-	-	-	-	DNP	-	-	-	28
Bennett, Corey	18	DNP	DNP	DNP	DNP	DNP	DNP	18	DNP	DNP	DNP	DNP	DNP	DNP
Peterson, Kevin	9	DNP	-	9	-	-	-	-	-	-	-	-	-	-
Hunter, Michael	8	-	-	-	-	-	-	-	8	-	-	-	-	-
Burton, Jordan	8	-	-	-	-	-	-	-	-	8	-	-	-	-
Frazier, Jordan	7	DNP	7	-	-	DNP	DNP	-	-	DNP	DNP	-	-	-
Neph, Cole	5	DNP	-	-	-	DNP	-	5	-	DNP	DNP	DNP	DNP	DNP
Cornelius, T.	5	DNP	DNP	-6	DNP	DNP	DNP	11	DNP	DNP	DNP	DNP	DNP	DNP
Doolittle, K.	3	-	-	-	-	DNP	-	3	-	-	-	-	-	-
Flowers, Tre	3	3	-	-	-	-	-	-	-	-	-	-	-	-
TEAM	-23	-1	-	-	-	-2	-	-	-7	-	-10	-	-	-3
Rudolph, Mason	-28	20	-7	-13	-32	-27	48	-	6	26	12	-38	-	-23

GAME-BY-GAME TEAM COMPARISON

Opponent	Score	First Downs				Rushing		Passing		Total Offense Plays-Yards	Return Yards	Turn- Overs
		Total	Rush	Pass	Pen	Number-Yards	Comp-Att-Int	Yards				
Central Michigan	24-13	19/18	6/5	13/12	0/1	35-153/28-78	22-32-0/29-42-1	266/265	67-419/70-343	45/62	0/1	
CENTRAL ARKANSAS	32-8	25/12	12/4	13/7	0/1	35-164/39-92	25-39-1/14-25-0	414/128	74-578/64-220	65/125	1/0	
UTSA	69-14	22/20	11/12	11/8	0/0	40-222/51-176	19-26-0/16-30-2	312/170	66-534/81-346	100/203	1/7	
Texas	30-27	27/11	4/8	17/3	6/0	46-103/42-171	24-36-2/9-17-1	292/119	82-395/59-290	2/240	3/1	
KANSAS STATE	36-34	26/22	2/9	23/8	1/5	27-49/42-144	35-56-1/13-25-1	441/207	83-490/67-351	100/104	2/1	
West Virginia	33-26	20/26	5/14	11/9	4/3	38-134/61-255	22-43-3/18-37-1	228/188	81-362/98-443	44/157	3/4	
KANSAS	58-10	33/9	15/2	15/7	3/0	47-202/27-30	27-36-0/12-31-2	381/191	83-583/58-221	128/131	0/2	
Texas Tech	70-53	29/32	8/8	20/21	1/3	36-184/39-162	27-43-1/38-55-2	478/480	79-662/94-642	197/193	1/3	
TCU	49-29	16/36	1/12	13/21	2/3	26-81/52-218	18-27-0/35-58-4	375/445	53-456/110-663	135/153	0/4	
Iowa State	35-31	28/19	11/12	17/6	0/1	48-154/38-249	26-38-0/11-22-1	343/162	86-497/60-411	105/112	1/1	
BAYLOR	35-45	19/32	3/21	15/11	1/0	23-87/3-304	28-51-0/17-31-1	433/396	74-441/104-700	186/93	0/3	
OKLAHOMA	23-58	22/23	5/11	15/11	2/1	29-132/42-344	25-45-2/17-25-0	325/180	74-457/67-524	163/240	2/0	
Ole Miss	20-48	20/28	5/10	14/14	1/4	30-63/37-207	27-45-0/22-35-1	303/347	75-366/72-554	42/113	1/1	
Totals	514-396	306/288	88/128	197/138	21/22	460-1649/571-2430	325-517-10/251-433-17	4591/3278	977-6240/1004-5708	1312/1926	15/28	

Note: Game totals are displayed in the format TEAM/OPPONENT for each category

Opponent	3rd Down	4th Down	Time of	TOP	Avg	Avg	Avg	Punting	Penalties
	Conversions	Conversions	Possession	Margin	Yds/Rush	Yds/Pass	Yds/Play	Number-Avg	Number-Yards
Central Michigan	6-14/8-18	0-0/0-0	26:28/33:32	-7:04	4.4/2.8	8.3/6.3	6.3/4.9	5-46.8/7-39.6	4-35/6-30
CENTRAL ARKANSAS	7-16/2-15	1-1/2-3	30:30/29:30	1:00	4.7/2.4	10.6/5.1	7.8/3.4	5-43.4/10-39.4	8-65/7-58
UTSA	4-11/7-17	0-0/0-0	27:32/32:28	-4:56	5.6/3.5	12.0/5.7	8.1/4.3	5-34.8/6-41.0	5-45/7-72
Texas	9-16/4-16	0-0/1-2	34:07/25:53	8:14	2.2/4.1	8.1/7.0	4.8/4.9	5-38.8/7-38.0	7-40/16-128
KANSAS STATE	9-15/4-11	1-1/1-1	25:27/34:33	-9:06	1.8/3.4	7.9/8.3	5.9/5.2	4-37.5/6-47.5	8-95/9-54
West Virginia	6-18/6-20	1-1/3-4	28:51/31:09	-2:18	3.5/4.2	5.3/5.1	4.5/4.5	8-44.9/8-47.6	7-55/11-107
KANSAS	6-13/5-16	1-1/0-0	37:23/22:37	14:46	4.3/1.1	10.6/6.2	7.0/3.8	4-35.5/9-38.3	2-25/10-102
Texas Tech	7-14/10-17	1-1/1-3	27:36/32:24	-4:48	5.1/4.2	11.1/8.7	8.4/6.8	5-40.2/3-40.3	7-65/7-66
TCU	2-11/9-19	0-0/2-4	22:54/37:06	-14:12	3.1/4.2	13.9/7.7	8.6/6.0	9-42.1/4-42.0	7-67/7-70
Iowa State	11-17/6-13	1-1/1-2	35:27/24:33	10:54	3.2/6.6	9.0/7.4	5.8/6.8	3-37.7/4-37.2	6-48/3-30
BAYLOR	5-15/14-22	1-1/2-3	24:31/35:29	-10:58	0.3/4.2	8.5/12.8	6.0/6.7	10-39.0/2-37.0	5-30/8-55
OKLAHOMA	6-16/8-14	1-2/1-1	30:33/29:27	1:06	4.6/8.2	7.2/7.2	6.2/7.8	5-38.0/3-45.3	2-10/4-33
Ole Miss	6-16/6-13	0-1/0-0	31:53/28:07	3:46	2.1/5.6	6.7/9.9	4.9/7.7	7-38.1/4-45.8	7-77/5-75
Totals	84-192/89-211	8-10/14-23	383:12/396:48	-13:36	3.6/4.3	8.9/7.6	6.4/5.7	75-40.1/73-41.4	657/880

Note: Game totals are displayed in the format TEAM/OPPONENT for each category



2015 STATISTICS

GAME-BY-GAME TEAM STATS

Date	Opponent	--RUSHING--				--RECEIVING--				-----PASSING-----				--KICK RET--				--PUNT RET--				tot off
		No.	Yds	TD	Lg	No.	Yds	TD	Lg	Cmp-Att-Int	Yds	TD	Lg	No	Yds	TD	Lg	No	Yds	TD	Lg	
Sep 03, 2015	at Central Michigan	35	153	2	26	22	266	1	49	22-32-0	266	1	49	2	42	0	21	3	0	0	4	419
Sep 12, 2015	CENTRAL ARKANSAS	35	164	1	35	25	414	3	67	25-39-1	414	3	67	2	64	0	53	4	1	0	5	578
Sep 19, 2015	UTSA	40	222	4	58	19	312	3	46	19-26-0	312	3	46	2	46	0	24	2	17	0	17	534
Sep 26, 2015	at Texas	46	103	1	16	24	292	2	31	24-36-2	292	2	31	0	0	0	0	2	2	0	8	395
Oct 3, 2015	KANSAS STATE	27	49	1	12	35	441	4	47	35-56-1	441	4	47	4	88	0	30	2	12	0	8	490
Oct 10, 2015	at West Virginia	38	134	2	40	22	228	1	31	22-43-3	228	1	31	2	25	0	15	1	0	0	0	362
Oct 24, 2015	KANSAS	47	202	4	14	27	381	3	43	27-36-0	381	3	43	2	47	0	27	5	63	1	16	583
Oct 31, 2015	at Texas Tech	36	184	3	64	27	478	5	73	27-43-1	478	5	73	3	63	0	33	1	67	1	67	662
Nov 07, 2015	TCU	26	81	1	14	18	375	5	82	18-27-0	375	5	82	3	67	0	32	2	-5	0	1	456
Nov 14, 2015	at Iowa State	48	154	3	22	26	343	2	32	26-38-0	343	2	32	6	100	0	23	0	0	0	0	497
Nov 21, 2015	BAYLOR	23	8	1	9	28	433	4	48	28-51-0	433	4	48	8	152	0	27	0	0	0	0	441
Nov 28, 2015	OKLAHOMA	29	132	0	21	25	325	2	72	25-45-2	325	2	72	7	163	0	29	0	0	0	0	457
Jan. 1, 2016	vs Ole Miss	30	63	2	30	27	303	0	33	27-45-0	303	0	33	1	11	0	11	2	3	0	3	366
Totals		460	1649	25	64	325	4591	35	82	325-517-10	4591	35	82	42	868	0	53	24	160	2	67	6240
Opponent		571	2430	26	68	251	3278	21	90	251-433-17	3278	21	90	70	1611	1	100	20	94	0	23	5708

Date	Opponent	-----TACKLES-----				--SACKS--		--FUMBLE--			Pass Brk	Blkd Kick	--Kicks--XPTS--			Saf	Pts		
		Solo	Ast	Total	TFL-Yds	No-Yds	FF	FR-Yds	Int-Yds	QBH			Att-Mad	Run	Rcv				
Sep 03, 2015	at Central Michigan	44	20	64	8.0-27	4.0-20	1	0-0	1-3	5	2	0	3-3	0	0	0	0	0	24
Sep 12, 2015	CENTRAL ARKANSAS	54	16	70	10.0-25	2.0-9	0	0-0	0-0	4	1	0	4-2	0	0	0	0	32	
Sep 19, 2015	UTSA	54	36	90	7.0-29	3.0-23	4	5-28	2-9	2	4	0	9-9	0	0	0	0	69	
Sep 26, 2015	at Texas	45	20	65	12.0-62	7.0-54	0	0-0	1-0	0	1	0	3-3	0	0	0	0	30	
Oct 3, 2015	KANSAS STATE	54	11	65	14.0-56	6.0-40	0	0-0	1-0	3	1	0	4-3	0	0	0	0	36	
Oct 10, 2015	at West Virginia	67	32	99	8.0-23	3.0-8	3	3-0	1-19	1	6	0	4-3	0	0	0	0	33	
Oct 24, 2015	KANSAS	33	14	47	8.0-31	3.0-20	0	0-0	2-18	5	3	1	8-8	0	0	1	1	58	
Oct 31, 2015	at Texas Tech	70	9	79	5.0-21	2.0-8	1	1-0	2-67	4	1	0	10-10	0	0	0	0	70	
Nov 07, 2015	TCU	65	34	99	6.0-16	3.0-12	0	0-0	4-73	1	6	1	7-7	0	0	0	0	49	
Nov 14, 2015	at Iowa State	40	20	60	2.0-11	2.0-11	1	0-0	1-5	5	1	0	5-5	0	0	0	0	35	
Nov 21, 2015	BAYLOR	60	44	104	4.0-10	1.0-6	2	2-0	1-34	3	3	0	5-5	0	0	0	0	35	
Nov 28, 2015	OKLAHOMA	48	20	68	5.0-8	2.0-4	0	0-0	0-0	2	1	1	2-2	0	0	0	0	23	
Jan. 1, 2016	vs Ole Miss	50	10	60	6.0-25	2.0-16	0	0-0	1-28	0	2	0	2-2	0	0	0	0	20	
Totals		684	286	970	95.0-344	40.0-231	12	11-28	17-256	35	32	3	66-62	0	0	1	1	514	
Opponent		619	286	905	86.0-338	32.0-191	8	5-43	10-178	29	58	3	47-45	0	2	1	1	396	

Date	Opponent	-----PUNTING-----										--FIELD GOALS--			-----KICKOFFS-----				
		No	Yds	Avg	Long	Blkd	TB	FC	50+	I20	Att-Made	Lg	Blkd	No	Yds	Avg	TB	OB	
Sep 03, 2015	at Central Michigan	5	234	46.8	65	0	0	2	2	2	3-1	22	0.5	321	64.2	2	0		
Sep 12, 2015	CENTRAL ARKANSAS	5	217	43.4	50	0	0	1	1	3	2-2	31	0.7	451	64.4	3	0		
Sep 19, 2015	UTSA	5	174	34.8	40	0	0	3	0	1	2-2	43	0.12	748	62.3	2	0		
Sep 26, 2015	at Texas	5	194	38.8	44	0	1	0	0	2	3-3	41	0.7	428	61.1	2	0		
Oct 3, 2015	KANSAS STATE	4	150	37.5	40	0	0	2	0	2	1-1	37	0.7	420	60.0	2	0		
Oct 10, 2015	at West Virginia	8	359	44.9	52	0	1	0	3	3	2-2	22	0.7	430	61.4	0	0		
Oct 24, 2015	KANSAS	4	142	35.5	42	0	0	3	0	2	2-0	0	0.9	554	61.6	4	0		
Oct 31, 2015	at Texas Tech	5	201	40.2	43	0	1	2	0	2	0-0	0	0.11	612	55.6	4	0		
Nov 07, 2015	TCU	9	379	42.1	53	0	0	3	1	6	0-0	0	0.8	457	57.1	2	0		
Nov 14, 2015	at Iowa State	3	113	37.7	45	0	0	1	0	1	1-0	0	0.6	382	63.7	1	0		
Nov 21, 2015	BAYLOR	10	390	39.0	46	0	0	7	0	4	0-0	0	0.5	242	48.4	0	2		
Nov 28, 2015	OKLAHOMA	5	190	38.0	45	0	0	3	0	0	3-3	43	0.5	291	58.2	0	0		
Jan. 1, 2016	vs Ole Miss	7	267	38.1	55	0	0	5	1	3	2-2	31	0.5	315	63.0	0	0		
Totals		75	3010	40.1	65	0	3	32	8	31	21-16	43	0.94	5651	60.1	22	2		
Opponent		73	3025	41.4	58	1	4	29	16	22	19-13	46	0.76	4671	61.5	31	3		



2015 STATISTICS

GAME-BY-GAME OPPONENT TEAM STATS

Date	Opponent	--RUSHING--				--RECEIVING--				-----PASSING-----				--KICK RET--				--PUNT RET--				tot off
		No.	Yds	TD	Lg	No.	Yds	TD	Lg	Cmp-Att-Int	Yds	TD	Lg	No	Yds	TD	Lg	No	Yds	TD	Lg	
Sep 03, 2015	at Central Michigan	28	78	1	22	29	265	0	40	29-42-1	265	0	40	3	62	0	21	0	0	0	0	343
Sep 12, 2015	CENTRAL ARKANSAS	39	92	0	19	14	128	1	39	14-25-0	128	1	39	4	91	0	37	1	-3	0	0	220
Sep 19, 2015	UTSA	51	176	1	27	16	170	1	35	16-30-2	170	1	35	10	200	0	34	2	3	0	3	346
Sep 26, 2015	at Texas	42	171	1	42	9	119	0	47	9-17-1	119	0	47	5	100	0	26	3	36	0	23	290
Oct 3, 2015	KANSAS STATE	42	144	3	32	13	207	2	72	13-25-1	207	2	72	5	95	0	30	2	0	0	0	351
Oct 10, 2015	at West Virginia	61	255	2	29	18	188	1	48	18-37-1	188	1	48	7	154	0	32	3	3	0	1	443
Oct 24, 2015	KANSAS	27	30	0	12	12	191	1	46	12-31-2	191	1	46	5	131	0	36	0	0	0	0	221
Oct 31, 2015	at Texas Tech	39	162	2	31	38	480	4	90	38-55-2	480	4	90	7	177	1	100	1	13	0	13	642
Nov 07, 2015	TCU	52	218	3	17	35	445	1	70	35-58-4	445	1	70	5	128	0	43	3	25	0	23	663
Nov 14, 2015	at Iowa State	38	249	3	24	11	162	1	40	11-22-1	162	1	40	5	99	0	27	1	13	0	13	411
Nov 21, 2015	BAYLOR	73	304	3	16	17	396	3	71	17-31-1	396	3	71	4	91	0	29	1	2	0	2	700
Nov 28, 2015	OKLAHOMA	42	344	5	68	17	180	2	26	17-25-0	180	2	26	5	170	0	90	1	2	0	2	524
Jan. 1, 2016	vs Ole Miss	37	207	2	43	22	347	4	45	22-35-1	347	4	45	5	113	0	28	2	0	0	2	554
Opponent totals		571	2430	26	68	251	3278	21	90	251-433-17	3278	21	90	70	1611	1	100	20	94	0	23	5708
Oklahoma State		460	1649	25	64	325	4591	35	82	325-517-10	4591	35	82	42	868	0	53	24	160	2	67	6240

Date	Opponent	-----TACKLES-----				--SACKS--		--FUMBLE--			Pass Brk	Blkd Kick	--Kicks--XPTS--			Saf	Pts		
		Solo	Ast	Total	TFL-Yds	No-Yds	FF	FR-Yds	Int-Yds	QBH			Att-Mad	Run	Rcv				
Sep 03, 2015	at Central Michigan	41	26	67	4.0-11	2.0-5	0	0-0	0-0	1	0	0	1-1	0	0	0	0	0	13
Sep 12, 2015	CENTRAL ARKANSAS	58	14	72	12.0-46	1.0-7	2	0-0	1-37	4	5	2	0-0	0	1	0	0	8	
Sep 19, 2015	UTSA	44	24	68	4.0-21	3.0-19	0	1-0	0-0	1	3	0	2-2	0	0	0	0	14	
Sep 26, 2015	at Texas	53	26	79	8.0-32	3.0-24	0	1-34	2-70	3	3	0	3-3	0	0	0	0	27	
Oct 3, 2015	KANSAS STATE	58	12	70	4.0-18	2.0-9	1	1-9	1-0	3	3	1	4-4	0	0	0	0	34	
Oct 10, 2015	at West Virginia	50	16	66	7.0-16	2.0-7	0	0-0	3-0	5	11	0	3-3	0	0	1	0	26	
Oct 24, 2015	KANSAS	55	34	89	5.0-24	4.0-23	0	0-0	0-0	2	2	0	1-1	0	0	0	0	10	
Oct 31, 2015	at Texas Tech	54	10	64	4.0-20	2.0-14	1	0-0	1-3	1	6	0	6-6	0	1	0	0	53	
Nov 07, 2015	TCU	30	20	50	5.0-13	1.0-4	0	0-0	0-0	1	3	0	3-2	0	0	0	0	29	
Nov 14, 2015	at Iowa State	47	48	95	7.0-22	3.0-11	2	1-0	0-0	2	1	0	4-4	0	0	0	0	31	
Nov 21, 2015	BAYLOR	42	14	56	9.0-48	6.0-42	0	0-0	0-0	2	4	0	6-6	0	0	0	0	45	
Nov 28, 2015	OKLAHOMA	39	22	61	5.0-14	0.0-0	0	0-0	2-68	4	7	0	8-7	0	0	0	0	58	
Jan. 1, 2016	vs Ole Miss	48	20	68	12.0-53	3.0-26	2	1-0	0-0	0	10	0	6-6	0	0	0	0	48	
Opponent totals		619	286	905	86.0-338	32.0-191	8	5-43	10-178	29	58	3	47-45	0	2	1	0	396	
Oklahoma State		684	286	970	95.0-344	40.0-231	12	11-28	17-256	35	32	3	66-62	0	0	1	0	514	

Date	Opponent	-----PUNTING-----									--FIELD GOALS--			--KICKOFFS--				
		No	Yds	Avg	Long	Blkd	TB	FC	50+	I20	Att-Made	Lg	Blkd	No	Yds	Avg	TB	OB
Sep 03, 2015	at Central Michigan	7	277	39.6	58	0	0	3	1	4	2-2	31	0	4	253	63.2	2	0
Sep 12, 2015	CENTRAL ARKANSAS	10	394	39.4	43	0	0	5	0	4	0-0	0	0	2	130	65.0	0	0
Sep 19, 2015	UTSA	6	246	41.0	52	0	1	3	2	1	1-0	0	0	3	194	64.7	1	0
Sep 26, 2015	at Texas	7	266	38.0	58	0	0	3	3	3	2-2	46	0	6	390	65.0	6	0
Oct 3, 2015	KANSAS STATE	6	285	47.5	53	0	1	3	1	0	1-0	0	0	6	355	59.2	1	1
Oct 10, 2015	at West Virginia	8	381	47.6	57	0	2	5	4	3	1-1	38	0	5	324	64.8	3	0
Oct 24, 2015	KANSAS	9	345	38.3	56	1	0	0	2	2	1-1	40	0	4	207	51.8	1	1
Oct 31, 2015	at Texas Tech	3	121	40.3	44	0	0	1	0	0	1-1	42	0	9	565	62.8	5	1
Nov 07, 2015	TCU	4	168	42.0	49	0	0	1	0	1	2-1	23	0	5	282	56.4	2	0
Nov 14, 2015	at Iowa State	4	149	37.2	51	0	0	1	1	2	1-1	21	0	6	367	61.2	0	0
Nov 21, 2015	BAYLOR	2	74	37.0	50	0	0	1	1	1	2-1	34	0	8	449	56.1	0	0
Nov 28, 2015	OKLAHOMA	3	136	45.3	47	0	0	2	0	1	2-1	40	0	10	628	62.8	3	0
Jan. 1, 2016	vs Ole Miss	4	183	45.8	50	0	0	1	1	0	3-2	38	0	8	527	65.9	7	0
Opponent totals		73	3025	41.4	58	1	4	29	16	22	19-13	46	0	76	4671	61.5	31	3
Oklahoma State		75	3010	40.1	65	0	3	32	8	31	21-16	43	0	94	5651	60.1	22	2



2015 STATISTICS

INDIVIDUAL GAME HIGHS

Rushes	21	Carson, Chris at Central Michigan (Sep 03, 2015)
		Childs, Rennie at Texas (Sep 26, 2015)
Yards Rushing	104	Carson, Chris vs UTSA (Sep 19, 2015)
TD Rushes	3	Walsh, J.W. vs Kansas (Oct 24, 2015)
Long Rush	64	Walsh, J.W. at Texas Tech (Oct 31, 2015)
Pass attempts	55	Rudolph, Mason vs Kansas State (Oct 3, 2015)
Pass completions	34	Rudolph, Mason vs Kansas State (Oct 3, 2015)
Yards Passing	437	Rudolph, Mason vs Kansas State (Oct 3, 2015)
TD Passes	5	Rudolph, Mason vs TCU (Nov 07, 2015)
Long Pass	82	Rudolph, Mason vs TCU (Nov 07, 2015)
Receptions	8	Glidden, David vs Kansas State (Oct 3, 2015)
		Ateman, Marcell at Iowa State (Nov 14, 2015)
Yards Receiving	200	Washington, James at Texas Tech (Oct 31, 2015)
TD Receptions	3	Washington, James vs TCU (Nov 07, 2015)
Long Reception	82	Ateman, Marcell vs TCU (Nov 07, 2015)
Field Goals	3	Grogan, Ben at Texas (Sep 26, 2015)
		Grogan, Ben vs Oklahoma (Nov 28, 2015)
Long Field Goal	43	Grogan, Ben vs UTSA (Sep 19, 2015)
		Grogan, Ben vs Oklahoma (Nov 28, 2015)
Punts	10	Sinor, Zach vs Baylor (Nov 21, 2015)
Punting Avg	46.8	Sinor, Zach at Central Michigan (Sep 03, 2015)
Long Punt	65	Sinor, Zach at Central Michigan (Sep 03, 2015)
Punts inside 20	6	Sinor, Zach vs TCU (Nov 07, 2015)
Long Punt Return	67	McCleskey, Jalen at Texas Tech (Oct 31, 2015)
Long Kickoff Return	53	Carr, Jeff vs Central Arkansas (Sep 12, 2015)
Tackles	19	Whitener, Chad vs Baylor (Nov 21, 2015)
Sacks	2.0	Ogbah, Emmanuel at Texas (Sep 26, 2015)
		Averette, Devante vs Kansas State (Oct 3, 2015)
		Whitener, Chad vs Kansas State (Oct 3, 2015)
		Ogbah, Emmanuel at Iowa State (Nov 14, 2015)
Tackles For Loss	3.5	Bean, Jimmy at West Virginia (Oct 10, 2015)
Interceptions	2	Whitener, Chad vs TCU (Nov 07, 2015)

TEAM GAME HIGHS

Rushes	48	at Iowa State (Nov 14, 2015)
Yards Rushing	222	vs UTSA (Sep 19, 2015)
Yards Per Rush	5.6	vs UTSA (Sep 19, 2015)
TD Rushes	4	vs UTSA (Sep 19, 2015)
		vs Kansas (Oct 24, 2015)
Pass attempts	56	vs Kansas State (Oct 3, 2015)
Pass completions	35	vs Kansas State (Oct 3, 2015)
Yards Passing	478	at Texas Tech (Oct 31, 2015)
Yards Per Pass	13.9	vs TCU (Nov 07, 2015)
TD Passes	5	at Texas Tech (Oct 31, 2015)
		vs TCU (Nov 07, 2015)
Total Plays	86	at Iowa State (Nov 14, 2015)
Total Offense	662	at Texas Tech (Oct 31, 2015)
Yards Per Play	8.6	vs TCU (Nov 07, 2015)
Points	70	at Texas Tech (Oct 31, 2015)
Sacks By	7	at Texas (Sep 26, 2015)
First Downs	33	vs Kansas (Oct 24, 2015)
Penalties	8	vs Central Arkansas (Sep 12, 2015)
		vs Kansas State (Oct 3, 2015)
Penalty Yards	95	vs Kansas State (Oct 3, 2015)
Turnovers	3	at Texas (Sep 26, 2015)
		at West Virginia (Oct 10, 2015)
Interceptions By	4	vs TCU (Nov 07, 2015)
Punts	10	vs Baylor (Nov 21, 2015)
Punting Avg	46.8	at Central Michigan (Sep 03, 2015)
Long Punt	65	at Central Michigan (Sep 03, 2015)
Punts inside 20	6	vs TCU (Nov 07, 2015)
Long Punt Return	67	at Texas Tech (Oct 31, 2015)

OPPONENT INDIVIDUAL GAME HIGHS

Rushes	24	Green, Aaron vs TCU (Nov 07, 2015)
Yards Rushing	147	Smallwood, W., at West Virginia (Oct 10, 2015)
TD Rushes	2	Boykin, Trevone vs TCU (Nov 07, 2015)
		Lanning, Joel, at Iowa State (Nov 14, 2015)
		Mixon, Joe, vs Oklahoma (Nov 28, 2015)
		Perine, Samaje, vs Oklahoma (Nov 28, 2015)
		Perine, Samaje, vs Oklahoma (Nov 28, 2015)
Long Rush	68	Boykin, Trevone vs TCU (Nov 07, 2015)
Pass attempts	57	Mahomes, P., at Texas Tech (Oct 31, 2015)
Pass completions	38	Mahomes, P., at Texas Tech (Oct 31, 2015)
Yards Passing	480	Mahomes, P., at Texas Tech (Oct 31, 2015)
TD Passes	4	Mahomes, P., at Texas Tech (Oct 31, 2015)
		Chad Kelly, vs Ole Miss (Jan. 1, 2016)
Long Pass	90	Mahomes, P., at Texas Tech (Oct 31, 2015)
Receptions	13	Grant, Jakeem, at Texas Tech (Oct 31, 2015)
Yards Receiving	210	Cannon, KD, vs Baylor (Oct 21, 2015)
TD Receptions	3	L. Treadwell, vs Ole Miss (Jan. 1, 2016)
Long Reception	90	Grant, Jakeem, at Texas Tech (Oct 31, 2015)
Field Goals	2	EAVEY, Brian, at Central Michigan (Sep 03, 2015)
		Rose, Nick, at Texas (Sep 26, 2015)
		Gary Wunderlich, vs Ole Miss (Jan. 1, 2016)
		Rose, Nick, at Texas (Sep 26, 2015)
Long Field Goal	46	Rose, Nick, at Texas (Sep 26, 2015)
Punts	10	Spencer, Matt, vs Central Arkansas (Sep 12, 2015)
Punting Avg	47.6	O'Toole, Nick, at West Virginia (Oct 10, 2015)
Long Punt	58	COLUZZI, Ron, at Central Michigan (Sep 03, 2015)
		Dickson, Michae, at Texas (Sep 26, 2015)
Punts inside 20	4	COLUZZI, Ron, at Central Michigan (Sep 03, 2015)
		Spencer, Matt, vs Central Arkansas (Sep 12, 2015)
Long Punt Return	23	Johnson, Daje, at Texas (Sep 26, 2015)
		Turpin, K., vs TCU (Nov 07, 2015)
Long Kickoff Return	100	Grant, Jakeem, at Texas Tech (Oct 31, 2015)
Tackles	13	FRAZIER, Kavon, at Central Michigan (Sep 03, 2015)
Sacks	2.0	Tucker, Demond, at Iowa State (Nov 14, 2015)
		Billings, Andrew, vs Baylor (Nov 21, 2015)
Tackles For Loss	4.0	Tucker, Demond, at Iowa State (Nov 14, 2015)
Interceptions	2	Thomas, Jordan, vs Oklahoma (Nov 28, 2015)

OPPONENT TEAM GAME HIGHS

Rushes	73	vs Baylor (Nov 21, 2015)
Yards Rushing	344	vs Oklahoma (Nov 28, 2015)
Yards Per Rush	8.2	vs Oklahoma (Nov 28, 2015)
TD Rushes	5	vs Oklahoma (Nov 28, 2015)
Pass attempts	58	vs TCU (Nov 07, 2015)
Pass completions	38	at Texas Tech (Oct 31, 2015)
Yards Passing	480	at Texas Tech (Oct 31, 2015)
Yards Per Pass	12.8	vs Baylor (Nov 21, 2015)
TD Passes	4	at Texas Tech (Oct 31, 2015)
		vs Ole Miss (Jan. 1, 2016)
Total Plays	110	vs TCU (Nov 07, 2015)
Total Offense	700	vs Baylor (Nov 21, 2015)
Yards Per Play	7.8	vs Oklahoma (Nov 28, 2015)
Points	58	vs Oklahoma (Nov 28, 2015)
Sacks By	6	vs Baylor (Nov 21, 2015)
First Downs	36	vs TCU (Nov 07, 2015)
Penalties	16	at Texas (Sep 26, 2015)
Penalty Yards	128	at Texas (Sep 26, 2015)
Turnovers	7	vs UTSA (Sep 19, 2015)
Interceptions By	3	at West Virginia (Oct 10, 2015)
Punts	10	vs Central Arkansas (Sep 12, 2015)
Punting Avg	47.6	at West Virginia (Oct 10, 2015)
Long Punt	58	at Central Michigan (Sep 03, 2015)
		at Texas (Sep 26, 2015)
Punts inside 20	4	at Central Michigan (Sep 03, 2015)
		vs Central Arkansas (Sep 12, 2015)
Long Punt Return	23	at Texas (Sep 26, 2015)
		vs TCU (Nov 07, 2015)



2015 STATISTICS

GAME-BY-GAME PLAYER PARTICIPATION

Player	GP/GS	CMU	UCA	UTSA	UT	KS	WVU	KU	TTU	TCU	ISU	BU	OU	MISS
41 Abbott, Britton	2/-	XXX	XXX
9 Akem, Gyasi	8/-	XXX	XXX	XXX	XXX	XXX	XXX	XXX	XXX
3 Ateman, Marcell	13/12	START	START	START	START	START	START	START	START	START	START	XXX	START	START
40 Averette, D.	13/-	XXX	XXX	XXX	XXX	XXX	XXX	XXX	XXX	XXX	XXX	XXX	XXX	XXX
48 Bassett, Dawson	8/-	XXX	XXX	XXX	...	XXX	...	XXX	XXX	XXX	XXX	...
92 Bean, Jimmy	8/8	START	START	START	START	START	START	START	START
27 Bennett, Corey	1/-	XXX
94 Brailford, J.	10/-	...	XXX	XXX	XXX	XXX	XXX	XXX	XXX	XXX	XXX	XXX
20 Burton, Jordan	13/13	START	START	START	START	START	START	START	START	START	START	START	START	START
2J Carr, Jeff	13/1	XXX	XXX	XXX	XXX	START	XXX	XXX	XXX	XXX	XXX	XXX	XXX	XXX
32 Carson, Chris	12/9	START	START	START	START	...	START	START	START	XXX	XXX	START	XXX	START
99 Carter, Trey	1/-	XXX
3B Catlin, Kris	7/-	...	XXX	XXX	XXX	XXX	XXX	XXX	XXX
23 Childs, Rennie	12/-	XXX	XXX	XXX	XXX	...	XXX	XXX	XXX	XXX	XXX	XXX	XXX	XXX
40 Ciszewski, Brian	1/-	XXX
90 Clark, Trace	12/5	XXX	...	XXX	XXX	XXX	XXX	XXX	XXX	START	START	START	START	START
1D Cornelius, T.	2/-	XXX	XXX
60 Crabtree, Zach	13/13	START	START	START	START	START	START	START	START	START	START	START	START	START
8 Curry, C.J.	11/-	XXX	XXX	XXX	...	XXX	...	XXX	XXX	XXX	XXX	XXX	XXX	XXX
2X Curry, Darius	12/-	XXX	XXX	XXX	XXX	XXX	XXX	XXX	XXX	XXX	XXX	...	XXX	XXX
79 Daniels, Darrion	13/-	XXX	XXX	XXX	XXX	XXX	XXX	XXX	XXX	XXX	XXX	XXX	XXX	XXX
97 Davis, Eric	13/-	XXX	XXX	XXX	XXX	XXX	XXX	XXX	XXX	XXX	XXX	XXX	XXX	XXX
80 Doolittle, K.	12/-	XXX	XXX	XXX	XXX	...	XXX	XXX	XXX	XXX	XXX	XXX	XXX	XXX
2C Edison-McGruder	12/-	XXX	XXX	XXX	XXX	XXX	XXX	XXX	XXX	XXX	...	XXX	XXX	XXX
54 Elias, Josh	12/-	XXX	...	XXX	XXX	XXX	XXX	XXX	XXX	XXX	XXX	XXX	XXX	XXX
62 Ferguson, Tyler	2/-	XXX	XXX
31 Flowers, Tre	13/13	START	START	START	START	START	START	START	START	START	START	START	START	START
85 Frazier, Jordan	8/-	...	XXX	XXX	XXX	XXX	XXX	XXX	XXX	XXX
66 Galea'i, Lemaele	12/-	...	XXX	XXX	XXX	XXX	XXX	XXX	XXX	XXX	XXX	XXX	XXX	XXX
13 Glidden, David	13/9	START	XXX	START	START	START	XXX	START	START	START	XXX	START	START	XXX
19 Grogan, Ben	13/-	XXX	XXX	XXX	XXX	XXX	XXX	XXX	XXX	XXX	XXX	XXX	XXX	XXX
3X Hardeman, Chris	10/-	...	XXX	XXX	XXX	...	XXX	XXX	XXX	XXX	XXX	...	XXX	XXX
4 Harding, Dylan	11/-	XXX	XXX	XXX	XXX	XXX	XXX	XXX	XXX	XXX	XXX	XXX
1G Hays, Austin	12/2	XXX	XXX	XXX	XXX	START	XXX	XXX	XXX	XXX	XXX	START	XXX	...
76 Hegwood, Colby	4/-	...	XXX	XXX	XXX	XXX	...
59 Hockett, Matt	2/-	XXX	XXX
70 Hughes, Ben	2/-	XXX	XXX
17 Hunter, Michael	13/6	XXX	XXX	XXX	XXX	XXX	XXX	START	START	START	START	START	START	XXX
10 Jacobs, Seth	13/13	START	START	START	START	START	START	START	START	START	START	START	START	START
47 Jarwin, Blake	11/2	XXX	START	START	XXX	XXX	XXX	XXX	XXX	XXX	XXX	XXX
24 Jones, M.	13/-	XXX	XXX	XXX	XXX	XXX	XXX	XXX	XXX	XXX	XXX	XXX	XXX	XXX
15 Lacy, Chris	13/1	XXX	XXX	XXX	XXX	XXX	XXX	START	XXX	XXX	XXX	XXX	XXX	XXX
6 Lampkin, Ashlon	12/8	START	START	START	START	START	START	START	...	XXX	XXX	XXX	XXX	START
57 Lewis, Paul	8/6	START	START	START	START	START	START	...	XXX	XXX
71 Lundblade, Brad	13/13	START	START	START	START	START	START	START	START	START	START	START	START	START
50 Mabin, Josh	5/-	XXX	XXX	XXX	XXX	XXX
56 Maille, Motekial	13/13	START	START	START	START	START	START	START	START	START	START	START	START	START
84 McCleskey, Jalen	13/1	XXX	XXX	XXX	XXX	XXX	XXX	XXX	XXX	XXX	XXX	XXX	XXX	START
25 McKnight, Cole	1/-	XXX
42 Metcalf, Keegan	7/-	XXX	XXX	XXX	XXX	XXX	XXX	XXX
5 Morrow, Jerel	13/-	XXX	XXX	XXX	XXX	XXX	XXX	XXX	XXX	XXX	XXX	XXX	XXX	XXX
78 Mucha, Matthew	3/-	...	XXX	XXX	XXX
82 Neph, Cole	6/-	...	XXX	XXX	XXX	...	XXX	XXX	XXX
33 Newsome, Matthew	1/-	XXX
68 Noel, Deionte	1/-	XXX
38 Ogbah, Emmanuel	13/13	START	START	START	START	START	START	START	START	START	START	START	START	START
93 Owens, Jarrell	13/-	XXX	XXX	XXX	XXX	XXX	XXX	XXX	XXX	XXX	XXX	XXX	XXX	XXX
51 Pertile, Brandon	2/-	...	XXX	XXX
1 Peterson, Kevin	12/11	...	START	START	START	START	START	XXX	START	START	START	START	START	START
3J Reber, Bryant	13/-	XXX	XXX	XXX	XXX	XXX	XXX	XXX	XXX	XXX	XXX	XXX	XXX	XXX
18 Richards, Ramon	12/1	START	XXX	XXX	XXX	XXX	XXX	XXX	XXX	XXX	...	XXX	XXX	XXX
11 Roberts, Tre	2/-	XXX	XXX
16 Robertson, Deric	12/-	XXX	...	XXX	XXX	XXX	XXX	XXX	XXX	XXX	XXX	XXX	XXX	XXX
64 Robinson, Jesse	10/7	...	XXX	XXX	...	XXX	...	START	START	START	START	START	START	START
2 Rudolph, Mason	13/12	START	START	START	START	START	START	START	START	START	START	START	XXX	START
73 Salako, Victor	13/13	START	START	START	START	START	START	START	START	START	START	START	START	START
77 Salinas, Jaxon	1/-	XXX
81 Seales, Jhajuan	11/-	XXX	XXX	XXX	XXX	XXX	XXX	XXX	XXX	XXX	XXX	XXX
44 Seaton, Jeremy	11/7	START	START	XXX	START	XXX	START	XXX	START	XXX	START	START
7 Sheperd, Brandon	12/1	XXX	XXX	XXX	XXX	XXX	XXX	...	XXX	XXX	XXX	START	XXX	XXX
52 Simmons, Ryan	5/5	START	START	START	START	START
29 Sinor, Zach	13/-	XXX	XXX	XXX	XXX	XXX	XXX	XXX	XXX	XXX	XXX	XXX	XXX	XXX
61 Smith, Kaleb	6/-	XXX	XXX	XXX	XXX	XXX	XXX
1C Sterns, Jordan	13/13	START	START	START	START	START	START	START	START	START	START	START	START	START
30 Taylor, Raymond	11/3	XXX	...	XXX	...	XXX	XXX	XXX	XXX	START	START	START	START	XXX
96 Taylor, Vincent	13/13	START	START	START	START	START	START	START	START	START	START	START	START	START
12 Tucker, Kirk	13/-	XXX	XXX	XXX	XXX	XXX	XXX	XXX	XXX	XXX	XXX	XXX	XXX	XXX
86 Veatch, Zac	13/4	XXX	XXX	XXX	XXX	XXX	START	XXX	XXX	START	START	XXX	START	XXX
4X Walsh, J.W.	13/1	XXX	XXX	XXX	XXX	XXX	XXX	XXX	XXX	XXX	XXX	XXX	START	XXX
8B Walterscheid, C	3/-	XXX	XXX	...	XXX
28 Washington, J.	13/13	START	START	START	START	START	START	START	START	START	START	START	START	START
45 Whitener, Chad	13/8	XXX	XXX	XXX	XXX	XXX	START	START	START	START	START	START	START	START
74 Wilson, Michael	13/13	START	START	START	START	START	START	START	START	START	START	START	START	START



Records

Brandon Weeden and Dan Bailey, pictured above,
both factor prominently in the
Oklahoma State football record book.





SCHOOL RECORDS - TEAM SINGLE GAME

SCORING

Points Scored	134	vs. Phillips (1914)
Points Scored (modern era)	84	vs. Savannah State (2012)
Points in a Half	88	vs. Phillips (1914)
Points in a Half (modern era)	56	vs. Kansas (2011)
	56	vs. Southern Illinois (1973)
Points in a Quarter	53	vs. Phillips (1914)
Points in a Quarter (modern era)	35	vs. Savannah State (2012)
	35	vs. Kansas (2011)
	35	vs. Baylor (2002)
	35	vs. So. Illinois (1973)
Touchdowns Scored	12	vs. Savannah State (2012)

OFFENSE

First Downs	39	vs. Louisiana (2012)
Rushes Attempted	76	at Colorado (1983)
	76	vs. Kansas State (1976)
Net Rushing Yards	580	vs. UT-Arlington (1972)
TDs scored by Rush	9	vs. Savannah State (2012)
Passes Attempted	60	at Arizona (2012)
	60	at Texas A&M (2011)
Passes Completed	47	at Texas A&M (2011)
Passing Yards	574	vs. Tulsa (2010)
TDs scored by Pass	8	vs. Tulsa (2010)
Passes Had Intercepted	6	vs. Nebraska (1981)
Completion Pct. (min. 20 att.)	86.4 (19-22)	vs. Fresno State (1997)
Completion Pct. (bowl)	82.8 (24-29)	vs. Wyoming (1988)
Total Plays	101	at Colorado (1983)
Total Offensive Yards	742	vs. Louisiana (2012)
Most Yards Per Play	10.5	vs. Iowa State (2008)
Most All-Purpose Yards	920	vs. Tulsa (2010)
Fumbles by OSU	15	vs. Kansas (1974)
Fumbles Lost by OSU	8	vs. Denver (1948)

DEFENSE

Fewest First Downs Allowed	4	at Baylor (1999)
Fewest Rushing Yards Allowed	-33	at Kansas State (1980)
Fewest Passing Yards Allowed	-3	at Arkansas (1974)
	-3	vs. Kansas State (1955)
Fewest Total Yards Allowed	29	at Kansas State (1947)

Most Tackles	124	at Colorado (1985)
Most Sacks	9.0	vs. Baylor (1998)
Most Tackles for Loss	20.0	Iowa State (1986)
Most Pass Breakups	14	at Oklahoma (2001)
Turnovers Forced by OSU	10	vs. Detroit (1942)
Interceptions by OSU	10	vs. Detroit (1942)
Interception Return Yards by OSU	145	at Baylor (2001)
Fumbles Forced by OSU	5	vs. Baylor (2000)
Fumbles Recovered by OSU	7	vs. Baylor (1972)
	7	vs. Tulsa (1952)
	7	vs. Oklahoma (1948)
Fumble Return Yards by OSU	93	at Kansas (2002)

SPECIAL TEAMS

Punts	22	vs. Kansas (1923)
Punting Average	60.4	vs. Nebraska (2010)
Punt Returns	9	vs. Savannah State (2012)
	9	vs. Texas Tech (1943)
Punt Return Yards	208	vs. Drake (1946)
Punt Return Average (min. 2 returns)	62.0	vs. TCU (2013)
Kickoff Returns	11	vs. Oklahoma (1946)
	11	vs. Texas A&M (2005)
Kickoff Return Yards	228	vs. Oklahoma (2008)
	228	vs. Oklahoma (2010)
Kicks Blocked by OSU	3	vs. Missouri State (2014)
Field Goals Made by OSU	5	vs. TCU (2012)
	5	vs. Missouri (1982)
Field Goals Attempted by OSU	6	vs. Northern Iowa (1990)

MISCELLANEOUS TEAM

Most Penalties Committed	16	at Kansas (1988)
	16	vs. Wyoming (1989)
Most Yards Penalized	167	at Arizona (2012)
Fewest Penalties Committed	1	9 times, last vs. Kansas State (2013)
Fewest Yards Penalized	5	5 times, last vs. Stanford (2011)
Most Time of Possession	43:59	vs. Utah State (1996)
Least Time of Possession	18:13	vs. Stanford (2011)





SCHOOL RECORDS - TEAM SINGLE SEASON

OFFENSE

Points Scored	633	2011
Scoring Average		
10 game season	23.5	1942
11 game season	27.5	1973, 1998
12 game season	48.7	1988
13 game season	48.7	2011
Touchdowns Scored	81	2011
Rushes Attempted	707	1972
Net Rushing Yards	3,812	1988
Touchdowns Scored by Rush	54	1988
Yards Per Rush	6.23	1988
Rushing Yards Per Game	317.9	1972
Passes Attempted	596	2011
Passes Completed	429	2011
Passing Yards	5,034	2011
Most Passes Had Intercepted	24	1971
Fewest Passes Had Intercepted	5	1959
	5	2004
Completion Percentage	72.0 (429-596)	2011
Touchdowns scored by Pass	40	2011
Highest Pass Efficiency (min. 200 att.)	164.73	2008
Fewest Passes Had Broken Up	14	1988
Yards Per Pass Attempt	9.7	2008
Passing Yards Per Game	387.2	2011
Pass Completions Per Game	33.00	2011
Pass Attempts Per Game	45.85	2011
Total Offense Plays	1014	2012
Total Offense Yards	7,111	2012
Total Offense Yards Per Play	7.21	1988
Total Offense Yards Per Game	547.0	2012
All-Purpose Yards	8,817	2012
All-Purpose Yards Per Game	678.2	2012
First Downs	346	2012
First Downs Per Game	26.6	2012
Third-Down Conversions Made	90	2011
Third-Down Conversion Pct.	50.4 (65-129)	1988
Fourth-Down Conversions Made	14	2006, 2008
Fourth-Down Conversion Pct.	80.0 (8-10)	2015
Most Time of Possession Per Game	33:26	1997
Least Time of Possession Per Game	26:18	2011
Fewest Turnovers Lost	9	2004
Fewest Fumbles	10	2004
Fewest Fumbles Lost	4	2004
Most Turnovers Lost	44	1976
Most Fumbles	63	1974
Most Fumbles Lost	29	1973
Fewest Sacks Allowed	10	2010
Fewest Yards Allowed From Sacks	65	2009
Fewest Tackles For Loss Allowed	46	1983
Fewest Yards Allowed From Tackles For Loss	135	2009
Fewest Quarterback Hurries Allowed	2	1999

DEFENSE

Fewest Points Allowed	63	1945
Lowest Scoring Average Allowed	7.9	1945
10 game season	11.6	1942
11 game season	16.2	1975
12 game season	12.3	1984
13 game season	21.6	2014
Fewest Touchdowns Allowed	17	1984, 1985
Fewest First Downs Allowed	79	1945
Fewest First Downs Allowed Per Game	8.9	1941
Lowest Third Down Conversion Pct. Allowed	.291 (49-168)	1983
Lowest Fourth Down Conversion Pct. Allowed (min. 10 att)	.214 (3-14)	1997, 2001
Fewest Rushing Attempts Allowed	330	1941
Fewest Rushing Yards Allowed	869	1945
Fewest Rushing Yards Allowed Per Game	95.8	2009
Fewest Yards Allowed Per Rush	2.43	1981
Fewest Rushing Touchdowns Allowed	5	1983

Fewest Pass Completions Allowed	38	1955
Fewest Pass Attempts Allowed	104	1955
Fewest Passing Yards Allowed (min. 200 att.)	1,131	1974
Fewest Passing Yards Allowed/Game (min. 200 att.)	102.8	1974
Fewest Yards Allowed Per Pass Attempt	4.41	1958
Fewest Yards Allowed Per Pass Completion	10.1	2010
Lowest Completion Pct. Allowed	33.3	1960
Best Pass Efficiency Defense (min. 200 att.)	74.25	1974
Fewest Passing Touchdowns Allowed	4	1967
Fewest Total Offense Plays Allowed	478	1941
Fewest Total Offense Yards Allowed (min. 11 games)	2,781	1981
Fewest Total Offense Yards Allowed Per Game	188.3	1945
Fewest Total Yards Allowed Per Play	3.62	1973
Most Turnovers Gained	54	1983
Most Passes Intercepted By	29	1972
Most Fumbles Forced	30	1976
Most Fumbles Recovered	31	1976
Most Tackles	1091	2003
Most Sacks	43.0	1984
Most Yards From Sacks	380	2003
Most Tackles For Loss	112.0	1998
Most Yards From Tackles For Loss	505	1998
Most Passes Broken Up	83	1985
Most Quarterback Hurries	46	2003
Most Safeties Recorded	4	1984

SPECIAL TEAMS

Field Goals Made	28	2012
Field Goals Attempted	34	2012
Field Goal Percentage (min. 10 FGM)	.889 (16-18)	2003
Longest Field Goal	56	1981
Punts	89	1946
Average Yards Per Punt	46.3	2012
Longest Punt	82	1996
Punts Returned	43	1948
Punt Return Yards	802	1947
Yards Per Punt Return	18.40	2008
Longest Punt Return	95	2013
Touchdowns By Punt Return	3	2003, 2010
Kickoffs Returned	59	2008
Kickoff Return Yards	1,408	2008
Yards Per Kickoff Return	26.83	2001
Longest Kickoff Return	100, five times, last in	2013
Touchdowns By Kickoff Return	2, several times, last in	2014
Most Kicks Blocked	8	1971
Fewest Punts Attempted	37	1988, 2008
Fewest Punt Returns Allowed	13	1988, 2008
Fewest Punt Return Yards Allowed	59	1988
Fewest Yards Per Punt Return Allowed	3.16	2014
Fewest Kickoff Return Yards Allowed	254	1962
Fewest Yards Per Kickoff Return Allowed	14.1	1962
Two-Point Conversions Attempted	13	1958
Successful Two-Point Conversion Attempts	8	1958

MISCELLANEOUS TEAM

Best Turnover Margin	+21	1983, 2011
Worst Turnover Margin	-15	2005
Most Non-Offensive Touchdowns Scored	9	2010
Most Penalties Committed	116	2002
Most Yards Penalized	931	2002
Most Penalty Yards Per Game	72.2	1997
Fewest Penalties Committed	44	1986
Fewest Yards Penalized	354	1986
Fewest Penalty Yards Per Game	32.2	1986



SCHOOL RECORDS - INDIVIDUAL

SINGLE GAME

OFFENSE

Points Scored	42	Rashaun Woods vs SMU (2003)
Touchdowns Scored	7	Rashaun Woods vs SMU (2003)
Rushing Attempts	49	Bobby Cole vs Iowa State (1970)
Rushing Yards	332	Barry Sanders vs Texas Tech (1988)
Rushing Touchdowns	5	Barry Sanders vs. Wyoming (1988)
	5	Barry Sanders vs Kansas (1988)
	5	Barry Sanders vs Tulsa (1988)
Rushing Yards In A Half	217	Barry Sanders vs Kansas (1988)
Yards Per Carry (min 10 rushes)	13.5	Keith Toston vs. Missouri St (2008)
Passes Attempted	60	Wes Lunt at Arizona (2012)
	60	Brandon Weeden at Texas A&M (2011)
Passes Completed	47	Brandon Weeden at Texas A&M (2011)
Passing Yards	502	Brandon Weeden vs. Kansas St. (2011)
Passing Yards In A Half	328	Brandon Weeden vs Tulsa (2010)
Passing Touchdowns	7	Josh Fields vs SMU (2003)
Highest Completion Pct.		
Min. 10 attempts	100.0 (11-11)	Wes Lunt vs. Savannah St. (2012)
Min. 20 attempts	88.9 (24-27)	J.W. Walsh at UTSA (2013)
Bowl Game	83.3 (20-24)	Mike Gundy vs Wyoming (1988)
Most Passes Had Intercepted	5	Ike Jackson vs. Colorado (1982)
	5	Gary Porter at Colorado (1992)
Highest Efficiency Rating		
Min. 10 attempts	311.5	Josh Fields vs. Baylor (2002)
Min. 20 attempts	258.6	Mason Rudolph vs. TCU (2015)
Receptions	16	Alex Loyd vs Kansas (1949)
Receiving Yards	300	Adarius Bowman at Kansas (2006)
Receiving Touchdowns	7*	Rashaun Woods vs SMU (2003)
Receiving Touchdowns in a Half	5*	Rashaun Woods vs. SMU (2003)
Total Offense Plays	67	Clint Chelf vs. Missouri (2013)
Total Offensive Yards	502	Brandon Weeden vs. Kansas St. (2011)
All-Purpose Yards	386	Barry Sanders vs. Kansas (1988)

DEFENSE

Tackles	27	Gary Darnell vs. Texas Tech (1969)
Sacks	4.0	Gary Lewis vs. Colorado (1982)
Tackles For Loss	5.0	Keith Burns at Kansas (1992)
	5.0	Jason Gildon vs. Kansas St. (1991)
	5.0	Gary Lewis vs. Colorado (1982)
	5.0	Nathan Peterson at Baylor (2007)
	5.0	Vernon Victor at Houston (1987)
Fumbles Forced	2	Most recent Tyler Johnson vs. Purdue (2012)
Fumbles Recovered	3	Pagitte McGee at Florida Atlantic (2005)
Fumble Return Yards	93	Terrance Robinson at Kansas (2002)
Interceptions	5*	Lee Cook vs Detroit (1942)
Interception Return Yards	112	Bob Fenimore vs Denver (1944)
Pass Breakups	5	Darrent Williams vs. Texas Tech (2003)

SPECIAL TEAMS

PAT Conversions	12	Quinn Sharp vs. Savannah St. (2012)
Consecutive PAT Conversions	12	Quinn Sharp vs. Savannah St. (2012)
Points Scored by a Kicker	19	Quinn Sharp vs. Louisiana (2011)
Field Goals Made	5	Quinn Sharp vs. TCU (2012)
	5	Larry Roach vs Missouri (1982)
Field Goals Attempted	6	Cary Blanchard vs. Northern Iowa (1990)
Punts	22	Ralph Higgins vs Kansas (1923)
Punting Yards	656	Quinn Sharp at Oklahoma (2009)
Avg. Yards Per Punt (min. 2)	60.4	Quinn Sharp vs Nebraska (2010)
Punts Downed Inside the 20	6	Zach Sinor at West Virginia (2015)
	6	Barry Vincent vs. Colorado (1991)
Kicks Blocked	2	Zack Craig vs. Texas Tech (2012)
	2	Leslie O'Neal vs. Missouri (1984)
Punt Returns	9	Bob Fenimore vs Texas Tech (1943)
Punt Return Yards	181	Bob Fenimore vs Texas Tech (1943)
Kickoff Returns	6	7 times, last by Jeff Carr vs. Baylor (2015)
Kickoff Return Yards	208	Chris Massey vs Baylor (2001)
Yards Per Kick Return (min. 2)	63.5	Justin Gilbert vs. West Virginia (2012)

SINGLE SEASON

OFFENSE

Points Scored	264*	Barry Sanders (1988)
Average Points Scored Per Game	22.0*	Barry Sanders (1988)
Touchdowns Scored	44*	Barry Sanders (1988)
Average Touchdowns Scored Per Game	3.7*	Barry Sanders (1988)
Most Games Scoring Two or More TDs	12*	Barry Sanders (1988)
Most Consec. Games With Two or More TDs	12*	Barry Sanders (1988)
Most Games Scoring 3 or More Touchdowns	10*	Barry Sanders (1988)
Most Consec. Games Scoring 3 or More TDs	5*	Barry Sanders (1988)
Most TDs Scored by 2 Players, Same Team	60*	Barry Sanders and Hart Lee Dykes (1988)
Most Points Scored by 2 Players, Same Team	360*	Barry Sanders and Hart Lee Dykes (1988)
Rushing Attempts	373	Barry Sanders (1988)
Rushing Yards	2,850*	Barry Sanders (1988)
Average Rushing Yards Per Game	237.5*	Barry Sanders (1988)
Average Yards Per Carry (min. 282 carries)	7.64*	Barry Sanders (1988)
Fewest Yards Lost	0 (185)	Robert Turner (1975)
	0 (59)	Walt Garrison (1963)
	0 (51)	Lee Cook (1951)
Rushing Touchdowns	42*	Barry Sanders (1988)
Average Rushing Touchdowns Per Game	3.5*	Barry Sanders (1988)
Most Games with 2 or More Rushing TDs	12*	Barry Sanders (1988)
Most 300-Yard Rushing Games	4*	Barry Sanders (1988)
Most Consecutive 200-Yard Rushing Games	6*	Barry Sanders (1988)
Most Rushing Yards in 3 Consecutive Games	937*	Barry Sanders (1988)
Most Rushing Yards in 4 Consecutive Games	1,159*	Barry Sanders (1988)
Most Rushing Yards in 5 Consecutive Games	1,472*	Barry Sanders (1988)
Most Rushing Yards in 6 Consecutive Games	1,694*	Barry Sanders (1988)
Consecutive 100-Yard Rushing Games	12	Barry Sanders (1988)
Consecutive Games With Rushing TD	12	Barry Sanders (1988)
Passes Completed	409	Brandon Weeden (2011)
Passes Attempted	565	Brandon Weeden (2011)
Passing Yards	4,727	Brandon Weeden (2011)
Passing Touchdowns	37	Brandon Weeden (2011)
Highest Completion Pct.	72.4 (409-565)	Brandon Weeden (2011)
Pass Efficiency (min. 100 attempts)	170.1	J.W. Walsh (2012)
Yards Per Pass (min 100 attempts)	9.8	Zac Robinson (2008)
Yards Per Completion (min. 100 att)	19.1	Brent Blackman (1972)
Passing Yards Per Game	363.6	Brandon Weeden (2011)
Interception Avoidance	1.7 (5-296)	Aso Pogi (2001)
Most Passes Had Intercepted	21	Tony Pounds (1970)
Receptions	122	Justin Blackmon (2011)
Receiving Yards	1,782	Justin Blackmon (2010)
Receiving Touchdowns	20	Justin Blackmon (2010)
Yards Per Catch (min. 30 receptions)	20.91	D'Juan Woods (2004)
Receptions Per Game	9.38	Justin Blackmon (2011)
Consecutive Games With TD Catch	12*	Justin Blackmon (2010)
Consec. Games With 100 Rec. Yds.	12*	Justin Blackmon (2010)
Total Offensive Yards	4,625	Brandon Weeden (2011)
Total Offense Per Game	355.8	Brandon Weeden (2011)
Total Offense Per Play	8.70	J.W. Walsh (2012)
Touchdowns Responsible For	44	Barry Sanders (1988)
All-Purpose Yards	3,526*	Barry Sanders (1988)
Average All-Purpose Yards Per Game	293.8*	Barry Sanders (1988)

* NCAA Record



SCHOOL RECORDS - INDIVIDUAL

DEFENSE

Tackles	183	Mike Green (1982)
Tackles For Loss	21.5	Juqua Thomas (2000)
Yards From Tackles For Loss	139	Gary Lewis (1981)
Sacks	16.0	Leslie O'Neal (1984)
Yards From Sacks	118	Leslie O'Neal (1984)
Passes Intercepted By	8	John Gates (1969)
	8	Adam Hinds (1983)
	8	Alvin Brown (1972)
Interception Return Yards	176	Mark Moore (1985)
Interception Return TDs	2	By 7. Last Justin Gilbert (2013)
Fumbles Forced	5	By 4. Last Dexter Manley (1979)
Fumbles Recovered	7	Phillip Dokes (1974)
Fumble Return Yards	97	Terrance Robinson (2002)
Pass Breakups	17	Darrent Williams (2003)
QB Hurries	19	Emmanuel Ogbah (2015)

SPECIAL TEAMS

PAT Kicks Made	79	Quinn Sharp (2011)
PAT Kicks Attempted	80	Quinn Sharp (2011)
PAT Kick Percentage	100.0	By 16. Last Dan Bailey (2010)
Consecutive PAT Conversions	69	Quinn Sharp (2011)
Field Goals Made	28	Quinn Sharp (2012)
Field Goals Attempted	34	Quinn Sharp (2012)
Field Goal Percentage (min 10 att.)	88.9	Luke Phillips (2003)
Punts	79	Kip Smith (2013)
Punt Yards	3,506	James Benien (1971)
Average Yards Per Punt	46.28	Quinn Sharp (2011)
Kicks Blocked	4	Rod Warner (1971)
Punt Returns	40	Terance Richardson (1999)
Punt Return Yards	591	Terance Richardson (1999)
Punt Return Average (min. 10 returns)	20.45	Larry Elliott (1963)
Punt Return TDs	2	Josh Stewart (2013)
	2	Dez Bryant (2008)
	2	Darrent Williams (2003)
	2	Barry Sanders (1987)
Kickoff Returns	32	Justin Gilbert (2012)
Kickoff Return Yards	895	Perrish Cox (2008)
Kickoff Return TD	2	By 5, last Justin Gilbert (2012)
Yards Per Kickoff Return (min 10 KR)	34.80	Chris Massey (2001)



Perrish Cox was among the best return men to play at Oklahoma State.

CAREER

OFFENSE

Points Scored	370	Dan Bailey (2007-2010)
Touchdowns Scored	60	Barry Sanders (1986-88)
Rushing Attempts	989	Thurman Thomas (1984-87)
Rushing Yards	5,001	Thurman Thomas (1984-87)
Rushing Touchdowns	53	Barry Sanders (1986-88)
Rushing Yards Per Carry	6.80	Barry Sanders (1986-88)
Rushing Yards Per Game	118.7	Barry Sanders (1986-88)
Fewest Yards Lost	2 (82)	Garrett Limbrick (1985-88)
(min. 100 att.)	18 (452)	George Palmer (1972-74)
Most Games with 2+ Rushing TDs	12*	Barry Sanders (1988)
Most Consec. Games With 2+ TDs	12*	Barry Sanders (1988)
Most 300-Yard Rushing Games	4*	Barry Sanders (1988)
Passes Completed	767	Brandon Weeden (2008-11)
Passes Attempted	1,103	Brandon Weeden (2008-11)
Passing Yards	9,260	Brandon Weeden (2008-11)
Passing Touchdowns	75	Brandon Weeden (2008-11)
Passing Efficiency	157.6	Brandon Weeden (2008-11)
Highest Completion Pct.	69.5	Brandon Weeden (2008-11)
Yards Per Pass (min. 200 att)	9.1	Mason Rudolph (2014-present)
Yards Per Completion (min 200 att)	18.7	Charlie Weatherbie (1973-76)
Passing Yards Per Game	298.7	Brandon Weeden (2007-11)
Interception Avoidance	23(5-219)	Donovan Woods (2003-07)
Receptions	293	Rashaun Woods (2000-03)
Receiving Yards	4,414	Rashaun Woods (2000-03)
Receiving Touchdowns	42	Rashaun Woods (2000-03)
Consec. Games with 100 Yards Receiving	14*	Justin Blackmon (2010-11)
Consec. Games with 100 Rec. yds and a TD	14*	Justin Blackmon (2010-11)
Consec. Games with a Rushing TD	15	Barry Sanders (1987-88)
Consecutive Games with a TD Pass	24	Brandon Weeden (2010-11)
Total Plays	1,425	Zac Robinson (2006-09)
Total Offensive Yards	10,175	Zac Robinson (2006-09)
All-Purpose Yards	6,017	Thurman Thomas (1984-87)

DEFENSE

Tackles	496	John Corker (1976-79)
Tackles For Loss	63.0	Jason Gildon (1990-93)
Sacks	34.0	Leslie O'Neal (1982-85)
Pass Breakups	45	Chris Rockins (1980-83)
QB Hurries	26	Emmanuel Ogbah (2012-15)
Interceptions	18	Bob Fenimore (1943-46)
Interception Return Yards	422	Bob Fenimore (1943-46)
Fumbles Forced	10	Stacey Satterwhite (1988-91)
Fumbles Recovered	14	Phillip Dokes (1974-76)
Fumble Return Yards	97	Terrence Robinson (1999-02)

SPECIAL TEAMS

PAT Kicks Made	199	Dan Bailey (2007-10)
PAT Kicks Attempted	201	Dan Bailey (2007-10)
Consecutive PAT Conversions	181	Dan Bailey (2007-10)
Field Goals Made	69	Larry Roach (1981-84)
Field Goals Attempted	105	Larry Roach (1981-84)
Field Goal Pct. (min 15 att.)	84.7	Quinn Sharp (2009-12)
Punts	249	Scott Elder (1998-2001)
Punt Yards	10243	Cliff Parsley (1973-76)
Average Yards Per Punt	45.89	Quinn Sharp (2009-12)
Punt Returns	76	Bennie Goodwin (1967-69)
Punt Return Yards	903	Terance Richardson (1995-99)
Punt Return Touchdowns	3	Darrent Williams (2001-04)
	3	Dez Bryant (2007-09)
	3	Barry Sanders (1986-88)
Punt Return Average	21.9	Darrent Williams (2001-04)
Kickoff Returns	117	Perrish Cox (2006-09)
Kickoff Return Yards	2,804	Perrish Cox (2006-09)
Kickoff Return Average	28.08	Chris Massey (1999-02)
Kickoff Return Touchdowns	6	Justin Gilbert (2010-13)
Games Started	51	Andre Sexton (2006-09)
* NCAA Record		



TEAM SINGLE-GAME LISTS

LARGEST MARGIN OF VICTORY

1.	134	Phillips (134-0)	Oct 09, 1914
2.	117	Southwestern Oklahoma (117-0)	Oct 21, 1916
3.	109	Phillips (112-3)	Oct 10, 1913
4.	90	Northwestern Oklahoma (90-0)	Oct 07, 1916
	90	Oklahoma Methodist (90-0)	1912
6.	84	Savannah State (84-0)	Sep 01, 2012
	84	Kingfisher (84-0)	1911
8.	81	Central Oklahoma (81-0)	1912
9.	79	Blackwell College (79-0)	1912
10.	77	Northwestern Oklahoma (77-0)	Nov 06, 1915

LARGEST MARGIN OF VICTORY - MODERN ERA (1945-PRESENT)

1.	84	Savannah State (84-0)	Sep 01, 2012
2.	63	Southern Illinois (70-7)	Sep 29, 1973
3.	60	Texas Tech (66-6)	Nov 12, 2011
4.	59	Wichita State (59-0)	Sep 14, 1974
5.	56	Lamar (59-3)	Sep 14, 2013
6.	55	UTSA (69-14)	Sep 19, 2015
7.	54	UTEP (54-0)	Sep 24, 1977
	54	North Texas (61-7)	Sep 27, 1975
9.	53	Louisiana-Lafayette (56-3)	Oct 04, 2003
	53	Kansas State (56-3)	Nov 15, 1975

MOST POINTS SCORED

1.	134	Phillips	Oct 09, 1914
2.	117	Southwestern (OK)	Oct 21, 1916
3.	112	Phillips	Oct 10, 1913
4.	90	Northwestern (OK)	Oct 07, 1916
	90	Oklahoma Methodist	1912
6.	84	Savannah State	Sept 01, 2012
	84	at Kingfisher	1911
8.	81	Central Oklahoma	1912
9.	79	Blackwell College	1912
10.	77	at Northwestern (OK)	Nov 06, 1915

MOST POINTS SCORED - MODERN ERA (1945-PRESENT)

1.	84	Savannah State	Sept 01, 2012
2.	70	at Texas Tech	Oct 31, 2015
	70	Kansas	Oct 08, 2011
	70	Southern Illinois	Sept 29, 1973
5.	69	UTSA	Sep 19, 2015
6.	66	Baylor	Nov 11, 2006
	66	at Texas Tech	Nov 12, 2011
8.	65	Louisiana	Sep 15, 2012
	65	Tulsa	Sep 18, 2010
	65	Washington State	Sept 4, 2010

MOST POINTS SCORED IN A HALF*

1.	88	Phillips	Oct 09, 1914
2.	63	Phillips	Oct 10, 1913
3.	56	Kansas	Oct 08, 2011
	56	Southern Illinois	Sept 29, 1973
5.	49	Savannah State	Sep 01, 2012
	49	at Texas Tech	Nov 12, 2011
	49	Baylor	Nov 23, 2002
8.	45	SMU	Sep 21, 2002
	45	vs. Wyoming	Dec 30, 1988
10.	44	Louisiana	Sep 15, 2012

* Points by quarter/half not available from accounts of the 1912 game vs. Oklahoma Methodist and the 1916 games against Southwestern (OK) and Northwestern (OK)

MOST POINTS SCORED IN A HALF - MODERN ERA (1945-PRESENT)

1.	56	Kansas	Oct 08, 2011
	56	Southern Illinois	Sept 29, 1973
3.	49	Savannah State	Sep 01, 2012
	49	at Texas Tech	Nov 12, 2011
	49	Baylor	Nov 23, 2002
6.	45	SMU	Sep 21, 2002
	45	vs. Wyoming	Dec 30, 1988
8.	44	Louisiana	Sep 15, 2012
9.	42	at Texas Tech	Oct 31, 2015
	42	Houston	Sep 06, 2008

MOST POINTS SCORED IN A QUARTER*

1.	53	Phillips	Oct 09, 1914
2.	35	Savannah State	Sep 01, 2012
	35	Kansas	Oct 08, 2011
	35	Baylor	Nov 23, 2002
	35	Phillips	Oct 09, 1914
	35	Southern Illinois	Sept 29, 1973
7.	30	at Colorado	Oct 29, 1983
8.	28	at Texas Tech	Oct 31, 2015
	28	UTSA	Sep 19, 2015
	28	Texas Tech	Nov 17, 2012
	28	at Texas Tech	Nov 12, 2011
	28	Houston	Sep 06, 2008
	28	Baylor	Nov 11, 2006
	28	Louisiana-Lafayette	Oct 04, 2003
	28	SMU	Sep 21, 2002
	28	vs. Wyoming	Dec 30, 1988
	28	at Iowa State	Nov 19, 1988
	28	Kansas State	Oct 31, 1987

* Points by quarter not available from the 1912 game vs. Oklahoma Methodist, the 1913 game against Phillips and the 1916 games against Southwestern (OK) and Northwestern (OK)

MOST POINTS IN A QUARTER - MODERN ERA (1945-PRESENT)

1.	35	Savannah State	Sep 01, 2012
	35	Kansas	Oct 08, 2011
	35	Baylor	Nov 23, 2002
	35	Southern Illinois	Sept 29, 1973
5.	30	at Colorado	Oct 29, 1983
6.	28	at Texas Tech	Oct 31, 2015
	28	UTSA	Sep 19, 2015
	28	Texas Tech	Nov 17, 2012
	28	at Texas Tech	Nov 12, 2011
	28	Houston	Sep 06, 2008
	28	Baylor	Nov 11, 2006
	28	Louisiana-Lafayette	Oct 04, 2003
	28	SMU	Sep 21, 2002
	28	vs. Wyoming	Dec 30, 1988
	28	at Iowa State	Nov 19, 1988
	28	Kansas State	Oct 31, 1987

MOST TOUCHDOWNS SCORED*

1.	12	Savannah State	Sep 01, 2012
2.	10	at Texas Tech	Oct 31, 2015
	10	Kansas	Oct 08, 2011
	10	Southern Illinois	Sept 29, 1973
5.	9	UTSA	Sep 19, 2015
	9	Baylor	Nov 11, 2006
	9	Kansas	Nov 12, 1988
	9	at Texas Tech	Nov 12, 2011
	9	Baylor	Nov 23, 2002
	9	Washington State	Sept 4, 2010

* The scoring breakdown was not available in records kept from games prior to 1920.

MOST FIRST DOWNS

1.	39	Louisiana	Sep 15, 2012
2.	36	Baylor	Nov 06, 2010
	36	Kansas	Nov 20, 2010
4.	35	Troy	Sep 27, 2008
	35	Wyoming	Sept 06, 2003
	35	Kansas	Nov 12, 1988
7.	34	vs. Wyoming	Dec 30, 1988
8.	33	Kansas	Oct 24, 2015
	33	Savannah State	Sep 01, 2012
	33	at Texas A&M	Sep. 24, 2011
	33	vs. Texas Tech	Dec 04, 1988

MOST RUSHING ATTEMPTS

1.	76	at Colorado	Oct 29, 1983
	76	at Kansas State	Nov 13, 1976
	76	Wichita State	Sep 14, 1974
	76	UT-Arlington	Sep 16, 1972
5.	72	Utah State	Sep 21, 1996
6.	71	Mississippi State	Sep 19, 1998
7.	70	Iowa State	Nov 20, 1982
8.	67	at UCLA	Sep 04, 2004
9.	66	Missouri	Oct 30, 1982
10.	65	vs Texas Tech	Dec. 4, 1988
	65	Colorado	Oct 27, 1984

MOST RUSHING YARDS

1.	580	UT-Arlington	Sep 16, 1972
2.	536	Kansas	Nov 12, 1988
3.	528	Wichita State	Sep 14, 1974
4.	477	UTEP	Sep 24, 1977
5.	467	UT-Arlington	Sep 15, 1973
6.	450	Missouri State	Sep 13, 2008
7.	440	Louisiana-Lafayette	Nov 14, 1998
8.	435	Southern Illinois	Sep 29, 1973
	435	Wichita State	Nov 19, 1949
10.	433	vs Texas Tech	Dec. 4, 1988

MOST RUSHING TOUCHDOWNS*

1.	9	Savannah State	Sept 1, 2012
2.	7	Missouri State	Sep 13, 2008
	7	Southern Illinois	Sep 29, 1973
4.	6	vs Wyoming	Dec 30, 1988
	6	Kansas	Nov 12, 1988
	6	Iowa State	Nov 21, 1987
	6	Tulsa	Oct 1, 1998
	6	Kansas State	Oct 31, 1987
	6	Mississippi State	Sep 19, 1998

* The scoring breakdown was not available in games prior to 1920.

HIGHEST AVERAGE GAIN PER RUSH (20 RUSHES)

1.	12.1	Baylor	Oct 29, 2011	27-327
2.	9.4	Savannah State	Sept 1, 2012	42-395
	9.4	Iowa State	Nov 21, 1987	44-413
4.	9.2	Kansas	Nov 12, 1988	58-536
5.	8.9	Louisiana-Lafayette	Oct 04, 2003	34-303
6.	8.4	Oklahoma	Dec 03, 2011	33-278
7.	8.3	at Iowa State	Nov 19, 1988	40-333
8.	8.2	Kansas	Nov 15, 2003	36-295
9.	8.0	Missouri State	Sep 13, 2008	56-450
10.	7.8	Missouri	Oct 15, 1994	30-235



TEAM SINGLE-SEASON LISTS

SCORING

TOTAL POINTS SCORED

1.	633 (81 TD, 80 PAT, 22 FG)	2011
2.	594 (73 TD, 72 PAT, 28 FG)	2012
3.	584 (78 TD, 76 PAT, 13 FG)	1988
4.	575 (71 TD, 68 PAT, 27 FG)	2010
5.	530 (69 TD, 67 PAT, 15 FG)	2008
6.	514 (67 TD, 62 PAT, 16 FG)	2015
7.	508 (68 TD, 67 PAT, 11 FG)	2013
8.	467 (60 TD, 59 PAT, 16 FG)	2003
9.	458 (61 TD, 58 PAT, 11 FG)	2006
10.	450 (60 TD, 59 PAT, 10 FG)	2007

TOUCHDOWNS SCORED

1.	81 (36 rush, 40 rcv, 5 ret)	2011
2.	78 (54 rush, 21 rcv, 3 ret)	1988
3.	73 (35 rush, 34 rcv, 4 ret)	2012
4.	71 (26 rush, 36 rcv, 9 ret)	2010
5.	69 (38 rush, 25 rcv, 6 ret)	2008
6.	68 (35 rush, 26 rcv, 7 ret)	2013
7.	67 (25 rush, 35 rcv, 7 ret)	2015
8.	61 (28 rush, 27 rcv, 6 ret)	2006
9.	60 (34 rush, 21 rcv, 5 ret)	2003
	60 (30 rush, 26 rcv, 4 ret)	2007

OFFENSE

TOTAL OFFENSE YARDS

1.	7111	2012
2.	7096	2011
3.	6763	2010
4.	6365	1988
5.	6340	2008
6.	6322	2007
7.	6240	2015
8.	5834	2013
9.	5392	2003
10.	5344	2002

TOTAL OFFENSE/GAME

1.	547.0 (13 games)	2012
2.	545.8 (13 games)	2011
3.	530.4 (12 games)	1988
4.	520.2 (13 games)	2010
5.	487.7 (13 games)	2008
6.	486.3 (13 games)	2007
7.	480.0 (13 games)	2015
8.	448.8 (13 games)	2013
9.	420.4 (8 games)	1945
10.	415.0 (12 games)	1987

TOTAL OFFENSE/PLAY (700 PLAYS)

1.	7.21 (883-6365)	1988
2.	7.19 (987-7096)	2011
3.	7.01 (1014-7111)	2012
4.	6.98 (908-6340)	2008
5.	6.89 (982-6763)	2010
6.	6.46 (978-6322)	2007
7.	6.39 (977-6240)	2015
8.	6.32 (843-5327)	2006
9.	6.18 (872-5392)	2003
10.	5.97 (895-5344)	2002

RUSHING YARDS

1.	3812 (612-3812)	1988
2.	3497 (707-3497)	1972
3.	3198 (660-3198)	1973
4.	3191 (582-3191)	2008
5.	3161 (592-3161)	2007
6.	3085 (672-3085)	1976
7.	2952 (665-2952)	1975
8.	2942 (650-2942)	1977
9.	2844 (594-2844)	2004
10.	2831 (522-2831)	2003

RUSHING ATTEMPTS

1.	707 (707-3497)	1972
2.	688 (688-2525)	1974
3.	672 (672-3085)	1976
4.	665 (665-2952)	1975
5.	660 (660-3198)	1973
6.	650 (650-2942)	1977
7.	630 (630-2648)	1997
8.	612 (612-3812)	1988
9.	598 (598-2201)	1983
10.	594 (594-2844)	2004

RUSHING TDS

1.	54	1988
2.	39	1976
	39	1975
4.	38	2008
5.	36	2011
6.	35	2013
	35	1987
	35	2012
9.	34	2003
10.	32	2004

AVERAGE YARDS/RUSH

1.	6.23 (612-3812)	1988
2.	5.48 (582-3191)	2008
3.	5.42 (522-2831)	2003
4.	5.39 (519-2799)	2012
5.	5.34 (592-3161)	2007
6.	5.27 (391-2062)	2011
7.	5.18 (522-2704)	2006
8.	5.04 (450-2267)	2010
9.	4.95 (707-3497)	1972
10.	4.85 (660-3198)	1973

RUSHING YARDS/GAME

1.	317.9 (11 games)	1972
2.	317.7 (12 games)	1988
3.	290.7 (11 games)	1973
4.	286.9 (8 games)	1945
5.	280.5 (11 games)	1976
6.	268.4 (11 games)	1975
7.	267.5 (11 games)	1977
8.	248.7 (11 games)	1982
9.	245.5 (13 games)	2008
10.	243.2 (13 games)	2007

PASS ATTEMPTS

1.	596 (429-596-13)	2011
2.	532 (357-532-14)	2010
3.	517 (325-517-10)	2015
4.	495 (312-495-16)	2012
5.	484 (280-484-13)	2013
6.	454 (243-454-15)	2002
7.	401 (222-401-17)	2014

8.	386 (229-386-10)	2007
9.	367 (215-367-10)	2001
10.	354 (189-354-14)	2000

PASS COMPLETIONS

1.	429 (429-596-13)	2011
2.	357 (357-532-14)	2010
3.	325 (325-517-10)	2015
4.	312 (312-495-16)	2012
5.	280 (280-484-13)	2013
6.	243 (243-454-15)	2002
7.	229 (229-386-10)	2007
8.	222 (222-401-17)	2014
9.	215 (215-367-10)	2001
10.	210 (210-326-10)	2008

PASSING YARDS

1.	5034 (429-596-13)	2011
2.	4591 (325-517-10)	2015
3.	4496 (357-532-14)	2010
4.	4312 (312-495-16)	2012
5.	3599 (280-484-13)	2013
6.	3414 (243-454-15)	2002
7.	3161 (229-386-10)	2007
8.	3149 (210-326-10)	2008
	3149 (222-401-17)	2014
10.	2623 (174-321-11)	2006

PASSING TDS

1.	40	2011
2.	36	2010
3.	35	2015
4.	34	2012
5.	32	2002
6.	27	2006
7.	26	2013
	26	2007
9.	25	2008
10.	21	2003
	21	1988

PASSES HAD INTERCEPTED

1.	24	1971
2.	23	1991
	23	1970
4.	19	1982
	19	1981
6.	18	1992
	18	1968
8.	17	2014
	17	2005
	17	1999

PASS COMPLETION PCT

1.	72.0 (429-596-13)	2011
2.	67.1 (357-532-14)	2010
3.	66.1 (179-271-12)	1988
4.	64.4 (210-326-10)	2008
5.	63.0 (312-495-16)	2012
6.	62.9 (325-517-10)	2015
7.	60.4 (177-293-6)	1984
8.	59.3 (229-386-10)	2007
9.	58.6 (191-326-14)	1987
	58.6 (215-367-10)	2001



TEAM SINGLE-SEASON LISTS

PASS EFFICIENCY

1.	164.7 (210-326-10)	2008
2.	161.9 (179-271-12)	1988
3.	160.7 (429-596-13)	2011
4.	155.9 (325-517-10)	2015
5.	155.2 (357-532-14)	2010
6.	152.4 (312-495-16)	2012
7.	145.2 (229-386-10)	2007
8.	143.7 (174-321-11)	2006
9.	141.7 (104-201-5)	2004
10.	133.3 (243-454-15)	2002

AVERAGE YARDS/PASS (200 ATTEMPTS)

1.	9.7 (326-3161)	2008
2.	9.4 (271 -2553)	1988
3.	8.9 (517-4591)	2015
4.	8.7 (495-4312)	2012
5.	8.6 (201-1722)	2004
6.	8.5 (532-4496)	2010
7.	8.4 (596-5034)	2011
8.	8.2 (386-3161)	2007
	8.2 (321-2623)	2006
10.	7.9 (236-1853)	1997
	7.9 (401-3149)	2014

AVERAGE YARDS/COMPLETION (MIN 10 COMPLETIONS/GAME)

1.	15.5 (115-1777)	1949
2.	15.1 (174-2623)	2006
3.	15.0 (210-3149)	2008
4.	14.4 (124-1783)	1998
	14.4 (114-1641)	1969
6.	14.3 (179-2553)	1988
7.	14.2 (222-3149)	2014
8.	14.1 (131-1853)	1997
	14.1 (325-4591)	2015
10.	14.0 (243-3414)	2002

PASSING YARDS/GAME

1.	387.2 (13 games)	2011
2.	353.2 (13 games)	2015
3.	345.8 (13 games)	2010
4.	331.7 (13 games)	2012
5.	276.8 (13 games)	2013
6.	262.6 (13 games)	2002
7.	243.2 (13 games)	2007
8.	242.2 (13 games)	2008
	242.2 (13 games)	2014
10.	216.9 (11 games)	1989

PASS COMPLETIONS/GAME

1.	33.00 (13 games)	2011
2.	27.46 (13 games)	2010
3.	25.00 (13 games)	2015
4.	24.00 (13 games)	2012
5.	21.54 (13 games)	2013
6.	19.55 (11 games)	2001
7.	18.69 (13 games)	2002
8.	17.62 (13 games)	2007
9.	17.18 (11 games)	2000
10.	16.15 (13 games)	2008

ALL PURPOSE YARDS

1.	8817	2012
2.	8621	2010
3.	8612	2011
4.	8203	2008
5.	7790	2007

6.	7524	2015
7.	7450	2013
8.	7443	1988
9.	7130	2006
10.	6865	2003

ALL PURPOSE YARDS/GAME

1.	678.2 (13 games)	2012
2.	663.2 (13 games)	2010
3.	662.5 (13 games)	2011
4.	631.0 (13 games)	2008
5.	620.2 (12 games)	1988
6.	599.2 (13 games)	2007
7.	578.8 (13 games)	2015
8.	573.1 (13 games)	2013
9.	548.5 (13 games)	2006
10.	528.1 (13 games)	2003

FIRST DOWNS

1.	346 (13 games)	2012
2.	337 (13 games)	2011
	337 (13 games)	2010
4.	324 (13 games)	2008
5.	310 (13 games)	2007
6.	306 (13 games)	2015
7.	287 (13 games)	2013
8.	282 (13 games)	2003
9.	272 (11 games)	1988
10.	270 (13 games)	2006

FIRST DOWNS PER GAME

1.	26.6 (346 in 13 games)	2012
2.	25.9 (337 in 13 games)	2011
	25.9 (337 in 13 games)	2010
4.	24.9 (324 in 13 games)	2008
5.	24.7 (272 in 11 games)	1988
6.	23.8 (310 in 13 games)	2007
7.	23.5 (306 in 13 games)	2015
8.	22.1 (287 in 13 games)	2013
9.	22.0 (242 in 11 games)	1982
10.	21.7 (282 in 13 games)	2003

DEFENSE

FEWEST POINTS ALLOWED (MIN 10 GAMES)

1.	116 (10 games)	1942
2.	117 (10 games)	1954
3.	126 (10 games)	1960
4.	128 (10 games)	1958
5.	129 (10 games)	1957
6.	134 (10 games)	1947
7.	137 (10 games)	1940
8.	138 (10 games)	1966
9.	140 (10 games)	1967
10.	148 (12 games)	1984

FEWEST POINTS ALLOWED PER GAME

1.	11.60 (10 games)	1942
2.	11.70 (10 games)	1954
3.	12.33 (12 games)	1984
4.	12.60 (10 games)	1960
5.	12.80 (10 games)	1958
6.	12.90 (10 games)	1957
7.	13.40 (10 games)	1947
8.	13.50 (12 games)	1983
9.	13.70 (10 games)	1940
10.	13.80 (10 games)	1966

FEWEST TOTAL YARDS ALLOWED (700 PLAYS DEFENDED)

1.	2781 (11 games)	1981
2.	2818 (11 games)	1973
3.	2827 (10 games)	1967
4.	3081 (11 games)	1974
5.	3318 (12 games)	1984
6.	3338 (11 games)	1982
7.	3430 (11 games)	1976
8.	3433 (10 games)	1969
9.	3507 (10 games)	1964
10.	3524 (11 games)	1986

FEWEST TOTAL YARDS ALLOWED PER GAME (700 PLAYS DEFENDED)

1.	252.82 (11 games)	1981
2.	256.18 (11 games)	1973
3.	276.50 (12 games)	1984
4.	280.09 (11 games)	1974
5.	282.70 (10 games)	1967
6.	303.45 (11 games)	1982
7.	311.82 (11 games)	1976
8.	312.08 (12 games)	1983
9.	314.75 (12 games)	1985
10.	320.36 (11 games)	1986

FEWEST TOTAL YARDS ALLOWED PER PLAY (700 PLAYS DEFENDED)

1.	3.62 (778-2818)	1973
2.	3.64 (764-2781)	1981
3.	3.84 (803-3081)	1974
4.	3.96 (713-2827)	1967
5.	3.98 (834-3318)	1984
6.	4.18 (822-3433)	1969
7.	4.33 (872-3777)	1985
8.	4.39 (862-3782)	1972
9.	4.41 (800-3530)	1975
10.	4.46 (795-3548)	1980

FEWEST RUSHING YARDS ALLOWED

1.	869 (8 games)	1945
2.	943 (9 games)	1941
3.	1100 (9 games)	1948
4.	1140 (7 games)	1943
5.	1150 (10 games)	1940
6.	1196 (11 games)	1981
7.	1245 (13 games)	2009
8.	1256 (12 games)	1983
9.	1314 (11 games)	1998
10.	1357 (10 games)	1942

FEWEST RUSHING YARDS ALLOWED PER GAME

1.	95.8 (13 games)	2009
2.	104.8 (9 games)	1941
3.	108.6 (8 games)	1945
4.	108.7 (11 games)	1981
5.	104.7 (12 games)	1983
6.	114.7 (12 games)	1997
7.	115.0 (10 games)	1940
8.	117.6 (12 games)	1984
9.	119.5 (11 games)	1998
10.	122.2 (9 games)	1948



TEAM SINGLE-SEASON LISTS

FEWEST YARDS ALLOWED PER RUSH

1.	2.67 (471-1256)	1983
2.	2.70 (523-1412)	1984
3.	2.84 (611-1734)	1973
4.	2.86 (330-943)	1941
5.	2.89 (398-1150)	1940
6.	3.00 (415-1245)	2009
7.	3.21 (409-1314)	1998
8.	3.23 (447-1442)	1982
9.	3.30 (584-1925)	1972
	3.30 (376-1242)	1999

FEWEST PASSING YARDS ALLOWED (100 COMPLETIONS DEFENDED)

1.	1331 (11 games)	1986
2.	1383 (11 games)	1978
3.	1406 (11 games)	1976
4.	1469 (11 games)	1970
5.	1553 (10 games)	1969
6.	1585 (11 games)	1981
7.	1625 (10 games)	1968
8.	1675 (11 games)	1980
9.	1704 (11 games)	1979
10.	1857 (11 games)	1972

FEWEST PASS YDS. ALLOWED PER GAME (100 COMPLETIONS DEFENDED)

1.	102.8 (11 games)	1974
2.	105.4 (11 games)	1977
3.	121.0 (11 games)	1986
4.	125.7 (11 games)	1978
5.	127.8 (11 games)	1976
6.	133.5 (11 games)	1970
7.	135.4 (11 games)	1985
8.	144.1 (11 games)	1981
9.	152.3 (11 games)	1980
10.	154.9 (11 games)	1979

FEWEST YARDS ALLOWED PER PASS (200 ATTEMPTS DEFENDED)

1.	5.00 (226-1131)	1974
2.	5.63 (276-1553)	1969
3.	5.83 (272-1585)	1981
	5.83 (541-3153)	2013
5.	5.95 (311-1850)	1985
	5.95 (206-1226)	1952
7.	6.02 (244-1469)	1970
8.	6.11 (504-3078)	2009
9.	6.13 (311-1906)	1984
10.	6.14 (345-2119)	1992

PASS EFFICIENCY DEFENSE (TRACKED SINCE 1982)

1.	92.64	1985
2.	93.09	1984
3.	104.56	2013
4.	104.90	1987
5.	106.67	1983
6.	108.21	1988
7.	109.38	1999
8.	109.99	1997
9.	110.16	1986
10.	110.19	1982

FEWEST FIRST DOWNS ALLOWED (700 PLAYS DEFENDED)

1.	157 (10 games)	1967
2.	161 (11 games)	1981
3.	170 (11 games)	1973
4.	176 (11 games)	1974
5.	181 (11 games)	1975
6.	182 (11 games)	1982
	182 (10 games)	1962
8.	187 (11 games)	1976
9.	189 (12 games)	1984
	189 (10 games)	1964

FEWEST FIRST DOWNS ALLOWED PER GAME (700 PLAYS DEFENDED)

1.	14.64	1981
2.	15.45	1973
3.	15.70	1967
4.	15.75	1984
5.	16.00	1974
6.	16.45	1975
7.	16.55	1982
8.	17.00	1976
9.	17.73	1977
10.	17.91	1980

INTERCEPTIONS

1.	29	1972
2.	28	1983
3.	24	2011
4.	22	1976
	22	1969
6.	21	2013
	21	1985
	21	1984
9.	20	1987
10.	19	2010
	19	1974

INTERCEPTION RETURN YARDS

1.	444 (21-444)	1984
2.	425 (29-425)	1972
3.	404 (23-404)	1976
4.	337 (21-337)	2013
5.	324 (19-324)	2010
6.	306 (21-306)	1985
7.	280 (24-280)	2011
8.	279 (28-279)	1983
9.	278 (16-278)	1964
10.	274 (15-274)	1981

INTERCEPTION RETURN TDS

1.	4	1984
2.	3	1985
	3	2010
	3	2001
	3	1972
6.	2, Several times, most recently:	2015

FUMBLE RETURNS (TRACKED SINCE 1982)

1.	7 (7-128)	2011
2.	6 (6-92)	2006
3.	5 (5-85)	2000
4.	4 (4-108)	2009
	4 (4-77)	2012
	4 (4-20)	1999
	4 (4-6)	1987
8.	2 (2-132)	2013
	2 (2-97)	2002
	2 (2-50)	1993

	2 (2-48)	2004
	2 (2-39)	2008
	2 (2-28)	2015
	2 (2-17)	1985
	2 (2-15)	1992
	2 (2-9)	2005

FUMBLE RETURN YARDS (TRACKED SINCE 1982)

1.	132 (2-132)	2013
2.	128 (7-128)	2011
3.	108 (4-108)	2009
4.	97 (2-97)	2002
5.	92 (6-92)	2006
6.	85 (5-85)	2000
7.	77 (4-77)	2012
8.	63 (1-63)	2010
9.	50 (2-50)	1993
10.	48 (2-48)	2004

FUMBLE RETURN TDS (TRACKED SINCE 1982)

1.	3	2015
	3	2006
2.	2	2013
	2	2011
	2	1999
5.	1	2010
	1	2012
	1	1985
	1	2009
	1	2004
	1	2001
	1	2002
	1	1993

TOTAL TACKLES

1.	1091	2003
2.	989	1985
3.	987	2011
4.	970	2015
5.	963	2002
6.	948	1987
7.	941	2007
8.	940	2010
9.	937	2013
10.	936	1994

UNASSISTED TACKLES

1.	777	2010
2.	761	2012
3.	738	2011
4.	724	2014
5.	716	2002
6.	715	2003
7.	707	2013
8.	684	2015
9.	670	2009
10.	640	2007

ASSISTED TACKLES

1.	561	1985
2.	559	1984
3.	496	1996
4.	493	1983
5.	446	1986
6.	437	1990
7.	425	1987
8.	387	1993
9.	376	2003
10.	373	2001



TEAM SINGLE-SEASON LISTS

TACKLES FOR LOSS (TRACKED SINCE 1969)

1.	112.0 (112-505)	1998
2.	100.0 (100-398)	2006
3.	97.0 (97-366)	2014
	97.0 (97-311)	1986
5.	96.0 (96-452)	1999
6.	95.0 (95-344)	2015
	95.0 (95-336)	2013
8.	91.0 (91-339)	2011
9.	90.0 (90-311)	2012
10.	88.0 (88-422)	1973

YARDS FROM TACKLES FOR LOSS (TRACKED SINCE 1969)

1.	505 (112/505)	1998
2.	478 (77/478)	1981
3.	452 (96/452)	1999
4.	433 (80/433)	1983
5.	422 (86/422)	1973
6.	398 (100/398)	2006
7.	386 (71/386)	1984
8.	381 (78/381)	1979
9.	366 (97/366)	2014
10.	364 (67/364)	1982

QUARTERBACK SACKS (TRACKED SINCE 1981)

1.	44.0 (44/317)	1983
2.	43.0 (43/345)	1998
3.	42.0 (42/306)	1984
	42.0 (42/380)	1981
5.	40.0 (40/231)	2015
6.	37.0 (37/250)	2006
7.	36.0 (36/241)	1982
8.	34.0 (34/203)	2014
	34.0 (34/245)	2003
	34.0 (34/270)	1999

YARDS FROM SACKS (TRACKED SINCE 1981)

1.	380 (42/380)	1981
2.	345 (43/345)	1998
3.	317 (44/317)	1983
4.	306 (43/306)	1984
5.	270 (32/270)	1999
6.	250 (37/250)	2006
7.	245 (32/245)	2003
8.	241 (36/241)	1982
9.	231 (40/231)	2015
10.	223 (28/223)	2002

TURNOVERS GAINED

1.	54 (28 INT, 26 FR)	1983
2.	52 (29 INT, 23 FR)	1972
3.	47 (19 INT, 28 FR)	1974
4.	44 (24 INT, 20 FR)	2011
5.	43 (22 INT, 21 FR)	1976
6.	42 (14 INT, 28 FR)	1968
7.	41 (10 INT, 31 FR)	1976
8.	39 (20 INT, 19 FR)	1987
	39 (16 INT, 23 FR)	1970
	39 (23 INT, 16 FR)	1969
	39 (25 INT, 14 FR)	1958

FUMBLES FORCED

1.	30	1976
2.	28	1979
3.	21	1978
4.	20	1981
5.	19	2006
6.	18	2011
	18	1980
8.	16	2004
	16	1987
10.	15	2013
	15	2010
	15	1989

FUMBLES RECOVERED

1.	32	1976
2.	28	1974
	28	1968
4.	26	1983
5.	25	1957
6.	23	1978
	23	1972
	23	1970
	23	1966
10.	20	2011
	20	1971

PASS BREAKUPS

1.	83	1985
2.	73	2002
3.	71	1976
4.	69	2009
5.	65	2008
6.	64	2000
7.	63	2011
	63	1978
9.	60	2013
10.	57	2010

QB HURRIES

1.	90	1985
2.	46	2003
3.	36	2012
4.	35	2015
5.	33	2009
6.	32	2011
7.	31	2008
8.	29	2013
9.	23	2010
10.	21	2000
	21	1999
	21	2014

BLOCKED KICKS

1.	8	1971
2.	6	2014
	6	1967
	6	2000
5.	5	1980
	5	1981
7.	4	2013
	4	2008
	4	2005
	4	1974

SPECIAL TEAMS

PAT KICKS MADE

1.	79 (79-80)	2011
2.	75 (75-75)	1988
3.	72 (72-72)	2012
4.	68 (68-70)	2010
5.	67 (67-68)	2013
6.	65 (65-65)	2008
7.	62 (62-66)	2015
8.	59 (59-60)	2003
9.	58 (58-59)	2007
10.	57 (57-59)	2006

PAT KICKS ATTEMPTED

1.	80 (79-80)	2011
2.	75 (75-75)	1988
3.	72 (72-72)	2012
4.	70 (68-70)	2010
5.	68 (67-68)	2013
6.	66 (62-66)	2015
7.	65 (65-65)	2008
8.	60 (59-60)	2003
9.	59 (58-59)	2007
	59 (57-59)	2006

PAT KICK PCT

1.	100.0 (46-46)	2009
	100.0 (75-75)	1988
	100.0 (72-72)	2012
	100.0 (41-41)	2014
	100.0 (17-17)	1992
	100.0 (65-65)	2008
	100.0 (19-19)	1993
	100.0 (21-21)	1990
	100.0 (27-27)	2001
	100.0 (31-31)	1985
	100.0 (32-32)	1999

TWO-POINT CONVERSIONS ATTEMPTED

1.	13 (8-13)	1958
2.	11 (4-11)	1959
3.	10 (5-10)	1968
4.	7 (4-7)	1997
5.	6 (5-6)	1973
	6 (4-6)	1982
	6 (3-6)	1990
	6 (2-6)	1987
	6 (2-6)	1961
10.	5 (3-5)	1995
	5 (2-5)	1980

SUCCESSFUL TWO-POINT CONVERSIONS

1.	8 (8-13)	1958
2.	5 (5-6)	1973
	5 (5-10)	1968
4.	4 (4-6)	1982
	4 (4-7)	1997
	4 (4-11)	1959
7.	3 (3-3)	1992
	3 (3-4)	1978
	3 (3-5)	1995
	3 (3-6)	1990

FIELD GOALS MADE

1.	28 (28-34)	2012
2.	27 (27-31)	2010
3.	22 (22-25)	2011
	22 (22-28)	2014
5.	20 (20-26)	1989
6.	19 (19-28)	1983
	19 (19-28)	1981
8.	17 (17-28)	1997
9.	16 (16-21)	2015
	16 (16-18)	2003
	16 (16-24)	1984

FIELD GOALS ATTEMPTED

1.	34 (28-34)	2012
2.	31 (27-31)	2010
3.	28 (17-28)	1997
	28 (19-28)	1983
	28 (19-28)	1981
	28 (22-28)	2014
6.	26 (20-26)	1989
7.	25 (15-25)	1982
	25 (22-25)	2011
9.	24 (11-24)	1974
10.	22 (8-22)	1973

FIELD GOAL PCT (MIN 1 ATTEMPT PER GAME)

1.	88.9 (16-18)	2003
2.	88.2 (15-17)	2001
3.	88.0 (22-25)	2011
4.	87.1 (27-31)	2010
5.	86.7 (13-15)	1988
6.	84.6 (11-13)	2006
7.	82.4 (28-34)	2012
8.	78.9 (15-19)	2008
	78.9 (15-19)	1998
10.	78.6 (11-14)	2005
	78.6 (22-28)	2014



INDIVIDUAL SINGLE-GAME LISTS

SPECIAL TEAMS

MOST EXTRA POINTS MADE BY KICKING

1.	12	Quinn Sharp	Savannah State	Sept 1, 2012
2.	10	Ben Grogan	at Texas Tech	Oct 31, 2015
		Quinn Sharp	Kansas	Oct 08, 2011
4.	9	Cary Blanchard	Kansas	Nov 12, 1988
		Luke Phillips	Baylor	Nov 23, 2002
		Bruce Redden	Baylor	Nov 11, 2006
		Quinn Sharp	at Texas Tech	Nov 12, 2011
8.	8	By many. Last Ben Grogan vs Kansas		Oct 24, 2015

MOST EXTRA POINTS ATTEMPTED BY KICKING

1.	12	Quinn Sharp	Savannah State	Sept 1, 2012
2.	10	Ben Grogan	at Texas Tech	Oct 31, 2015
		Quinn Sharp	Kansas	Oct 08, 2011
4.	9	Cary Blanchard	Kansas	Nov 12, 1988
		Luke Phillips	Baylor	Nov 23, 2002
		Bruce Redden	Baylor	Nov 11, 2006
		Quinn Sharp	at Texas Tech	Nov 12, 2011
8.	8	By many. Last Ben Grogan vs Kansas		Oct 24, 2015

MOST POINTS SCORED BY KICKING

1.	19	Quinn Sharp	Louisiana	Sept 3, 2011
2.	18	Dan Bailey	at Louisiana	Oct 08, 2010
		Quinn Sharp	TCU	Oct 27, 2012
4.	17	Dan Bailey	Tulsa	Sept 18, 2010
		Quinn Sharp	Louisiana	Sept 15, 2012
6.	16	Ben Grogan	Missouri State	Sept 06, 2014
		Larry Roach	Missouri	Oct 30, 1982
		Quinn Sharp	vs Purdue	Jan 01, 2013
9.	15	Dan Bailey	Missouri	Oct 17, 2009
		Ben Grogan	Kansas State	Oct 5, 2013
		Luke Phillips	vs Southern Miss	Dec 27, 2002
		Luke Phillips	Texas Tech	Oct 18, 2003
		Tim Sydnes	Colorado	Oct 11, 1997

MOST FIELD GOALS ATTEMPTED

1.	6	Cary Blanchard	Northern Iowa	Sept 15, 1990
		Ben Grogan	Missouri State	Sept 06, 2014
3.	5	Cary Blanchard	Texas Tech	Sept 23, 1989
		Cary Blanchard	at Wyoming	Sept 19, 1987
		Ben Grogan	Kansas State	Oct 5, 2013
		Rick Myers	at Iowa State	Oct 26, 1991
		Luke Phillips	vs Southern Miss	Dec 27, 2002
		Larry Roach	Missouri	Oct 30, 1982
		Larry Roach	San Diego State	Sept 24, 1984
		Quinn Sharp	TCU	Oct 27, 2012

MOST FIELD GOALS MADE

1.	5	Larry Roach	Missouri	Oct 30, 1982
		Quinn Sharp	TCU	Oct 27, 2012
3.	4	Ben Grogan	Missouri State	Sept 06, 2014
		Dan Bailey	at Louisiana	Oct 08, 2010
		Dan Bailey	Missouri	Oct 17, 2009
		Cary Blanchard	at Iowa State	Nov 17, 1990
		Ben Grogan	Kansas State	Oct 5, 2013
		Luke Phillips	vs Southern Miss	Dec 27, 2002
		Larry Roach	San Diego State	Sept 24, 1984
		Quinn Sharp	Louisiana	Sept 3, 2011
		Tim Sydnes	Colorado	Oct 11, 1997

MOST PUNTS

1.	22	Ralph Higgins	at Kansas	Oct 13, 1923
2.	14	Quinn Sharp	at Oklahoma	Nov 28, 2009
3.	11	Cary Cooper	Iowa State	Nov 22, 1986
		Matt Fodge	at Oklahoma	Nov 26, 2005
		Scott Tyner	at Oklahoma	Nov 13, 1993

11	Scott Tyner	at Nebraska	Oct 10, 1992	
7.	10	Zach Sinor	Baylor	Nov 21, 2015
		John Conway	at San Diego State	Nov 27, 1982
		Cary Cooper	at Oklahoma	Oct 18, 1986
		Gary Cooper	at Nebraska	Oct 6, 1984
		Scott Elder	at Oklahoma	Nov 27, 1999
		Kip Smith	at West Virginia	Sept 28, 2013

MOST PUNTS DOWNED INSIDE 20

1.	6	Zach Sinor	at West Virginia	Nov 7, 2015
		Barry Vincent	Colorado	Nov 9, 1991
3.	5	Scott Elder	Texas Tech	Nov 10, 2001
4.	4	By many. Last Zach Sinor vs Baylor		Nov 21, 2015

MOST BLOCKED KICKS

1.	2	Zack Craig	Texas Tech	Nov 17, 2012
		Leslie O'Neal	Missouri	Nov 10, 1984
3.	1	By many. Last Motekial Maile vs Oklahoma		Nov 28, 2015

MOST PUNT RETURNS

1.	9	Bob Fenimore	vs. Texas Tech	Sept 24, 1943
2.	8	Terrance Davis-Bryant	vs Louisiana Tech	Aug 31, 2002
		RW McQuarters	Fresno State	Sept 13, 1997
		Terrance Richardson	Louisiana-Lafayette	Sept 4, 1999
5.	7	Perrish Cox	Florida Atlantic	Sept 08, 2007
		Mark Cromer	Iowa State	Nov 20, 1982
		Scott Harmon	Colorado	Nov 6, 1993
		Gabe Lindsay	Texas State	Sept 16, 2000
9.	6	RW McQuarters	Missouri State	Aug 31, 1996
		Terrance Richardson	Kansas	Nov 13, 1999
		Barry Sanders	Iowa State	Nov 22, 1986

MOST PUNT RETURN YARDS

1.	181	Bob Fenimore	vs. Texas Tech	Sept 24, 1943	9 returns
2.	162	Darrent Williams	SMU	Sept 18, 2004	5 returns
3.	153	Darrent Williams	Louisiana-Lafayette	Oct 04, 2003	3 returns
4.	140	Terrance Richardson	Kansas	Nov 13, 1999	6 returns
5.	134	Gabe Lindsay	Baylor	Nov 23, 2002	5 returns
6.	129	RW McQuarters	Louisiana-Monroe	Sept 27, 1997	3 returns
7.	127	Terrance Davis-Bryant	vs Louisiana Tech	Aug 31, 2002	8 returns
8.	124	Josh Stewart	TCU	Oct 19, 2013	2 returns
9.	114	Josh Stewart	Lamar	Sept 14, 2013	3 returns
10.	113	RW McQuarters	Texas	Oct 4, 1997	4 returns

MOST KICK RETURNS

1.	6	Jeff Carr	Baylor	Nov 21, 2015
		Jeff Carr	at Iowa State	Nov 14, 2015
		Tyreek Hill	vs. Florida State	Aug 30, 2014
		Perrish Cox	at Georgia	Sept 01, 2007
		Terrance Davis-Bryant	Louisiana Tech	Sept 8, 2001
		Justin Gilbert	Oklahoma	Nov 27, 2010
		Grant Jones	vs Alabama	Dec 28, 2006
		RW McQuarters	Nebraska	Aug 31, 1995
9.	5	By many. Last Tyreek Hill vs Iowa State		Oct 4, 2014

MOST KICK RETURN YARDS

1.	208	Chris Massey	Texas Tech	Nov 10, 2001	5 returns	
2.	195	Justin Gilbert	Oklahoma	Nov 27, 2010	6 returns	
3.	177	Terrance Davis-Bryant	Louisiana Tech	Sept 8, 2001	6 returns	
4.	157	Grant Jones	at Texas	Nov 04, 2006	4 returns	
5.	155	Daniel McLemore	at Texas A&M	Oct 15, 2005	5 returns	
6.	151	Barry Sanders	Tulsa	Sept 5, 1987	3 returns	
7.	148	Tyreek Hill	Iowa State	Oct 4, 2014	5 returns	
8.	145	Harry Roberts	at Missouri	Nov 12, 1983	4 returns	
9.	141	Perrish Cox	Oklahoma	Nov 29, 2008	4 returns	
		141	Curtis Mayfield	at Ohio State	Sept 16, 1989	3 returns
		141	RW McQuarters	Nebraska	Aug 31, 1995	6 returns



Quinn Sharp was a three-time All-American.



INDIVIDUAL SINGLE-SEASON LISTS

PASSING YARDS/GAME (MINIMUM 5 GAMES)

1.	363.6	Brandon Weeden	13 games	2011
2.	329.0	Brandon Weeden	13 games	2010
3.	290.0	Mason Rudolph	13 games	2015
4.	241.9	Josh Fields	13 games	2002
5.	235.7	Zac Robinson	13 games	2008
6.	226.8	Daxx Garman	9 games	2014
7.	217.2	Zac Robinson	13 games	2007
8.	206.5	Mike Gundy	12 games	1988
9.	200.3	Mike Gundy	11 games	1989
10.	198.5	Clint Chelf	8 games	2012

RECEIVING YARDS (1,000-YARD SEASONS)

1.	1782	Justin Blackmon	111-1782	2010
2.	1695	Rashaun Woods	107-1695	2002
3.	1522	Justin Blackmon	122-1522	2011
4.	1480	Dez Bryant	87-1480	2008
5.	1441	Hart Lee Dykes	84-1441	1988
6.	1367	Rashaun Woods	77-1367	2003
7.	1210	Josh Stewart	101-1210	2012
8.	1181	Adarius Bowman	60-1181	2006
9.	1087	James Washington	53-1087	2015
10.	1050	Hart Lee Dykes	64-1050	1987
11.	1023	Rashaun Woods	80-1023	2001
12.	1006	Adarius Bowman	67-1006	2007

RECEPTIONS

1.	122	Justin Blackmon	122-1522	2011
2.	111	Justin Blackmon	111-1782	2010
3.	107	Rashaun Woods	107-1695	2002
4.	101	Josh Stewart	101-1210	2012
5.	87	Dez Bryant	87-1480	2008
6.	84	Hart Lee Dykes	84-1441	1988
7.	80	Rashaun Woods	80-1023	2001
8.	77	Rashaun Woods	77-1367	2003
9.	71	Josh Cooper	71-715	2011
10.	68	Josh Cooper	68-736	2010

RECEIVING TOUCHDOWNS

1.	20	Justin Blackmon	2010
2.	19	Dez Bryant	2008
3.	18	Justin Blackmon	2011
4.	17	Rashaun Woods	2002
5.	15	Hart Lee Dykes	1988
	15	Rashaun Woods	2003
7.	12	Adarius Bowman	2006
8.	10	James Washington	2015
	10	Rashaun Woods	2001
10.	8	Hart Lee Dykes	1987
	8	D'Juan Woods	2005
	8	Adarius Bowman	2007

AVERAGE YARDS/CATCH (MIN. 30 RECEPTIONS)

1.	20.91	D'Juan Woods	33-690	2004
2.	20.51	James Washington	53-1087	2015
3.	19.93	Blake Jackson	30-598	2012
4.	19.68	Adarius Bowman	60-1181	2006
5.	18.90	Brandon Sheperd	39-737	2014
6.	17.94	Curtis Mayfield	49-879	1989
7.	17.83	Rafael Denson	40-713	1994
8.	17.75	Rashaun Woods	77-1367	2003
9.	17.15	Hart Lee Dykes	84-1441	1988
10.	17.07	Alonzo Mayes	30-512	1996

RECEPTIONS/GAME (MINIMUM 5 GAMES)

1.	9.38	Justin Blackmon	13 games	2011
2.	9.25	Justin Blackmon	12 games	2010
3.	8.23	Rashaun Woods	13 games	2002
4.	7.77	Josh Stewart	13 games	2012
5.	7.27	Rashaun Woods	11 games	2001
6.	7.00	Hart Lee Dykes	12 games	1988
7.	6.69	Dez Bryant	13 games	2008
8.	6.09	Adarius Bowman	11 games	2007
9.	5.92	Rashaun Woods	13 games	2003
	5.92	Josh Cooper	12 games	2011

TOTAL OFFENSE YARDS

1.	4625	Brandon Weeden	582-4625	2011
2.	4209	Brandon Weeden	528-4209	2010
3.	3735	Mason Rudolph	491-3735	2015
4.	3671	Zac Robinson	473-3671	2007
5.	3626	Zac Robinson	460-3626	2008
6.	3073	Josh Fields	458-3073	2002
7.	2867	Barry Sanders	375-2867	1988
8.	2766	Bobby Reid	386-2766	2006
9.	2542	Clint Chelf	373-2169	2013
10.	2474	Mike Gundy	324-2474	1988

TDS RESPONSIBLE FOR

1.	44	Barry Sanders	1988
2.	38	Brandon Weeden	2011
3.	34	Brandon Weeden	2010
	34	Josh Fields	2002
5.	33	Zac Robinson	2008
6.	32	Zac Robinson	2007
7.	29	Bobby Reid	2006
8.	26	J.W. Walsh	2015
	26	Joseph Randle	2011
10.	24	Clint Chelf	2013
	24	Mike Gundy	1988

TOTAL OFFENSE/GAME (MINIMUM 5 GAMES)

1.	355.8	Brandon Weeden	13 games	2011
2.	323.8	Brandon Weeden	13 games	2010
3.	287.3	Mason Rudolph	13 games	2015
4.	282.4	Zac Robinson	13 games	2007
5.	278.9	Zac Robinson	13 games	2008
6.	238.9	Barry Sanders	12 games	1988
7.	236.4	Josh Fields	13 games	2002
8.	230.2	Bob Fenimore	9 games	1944
9.	224.0	Daxx Garman	9 games	2014
10.	218.8	Clint Chelf	8 games	2012

TOTAL OFFENSE/PLAY (MINIMUM 200 PLAYS)

1.	8.70	J.W. Walsh	213-1854	2012
2.	7.97	Brandon Weeden	528-4209	2010
3.	7.95	Brandon Weeden	582-4625	2011
4.	7.88	Zac Robinson	460-3626	2008
5.	7.76	Zac Robinson	473-3671	2007
6.	7.68	Clint Chelf	228-1750	2012
7.	7.65	Barry Sanders	375-2867	1988
8.	7.64	Mike Gundy	324-2474	1988
9.	7.61	Mason Rudolph	491-3735	2015
10.	7.18	Clint Chelf	354-2542	2013

ALL PURPOSE YARDS

1.	3526	Barry Sanders	1988
2.	2130	Thurman Thomas	1987
3.	2009	Terry Miller	1976
4.	1980	Ernest Anderson	1982
5.	1922	Thurman Thomas	1985
6.	1885	Dez Bryant	2008
7.	1866	Justin Blackmon	2010
8.	1811	Tyreek Hill	2014
9.	1784	Terry Miller	1977
10.	1766	Kendall Hunter	2008

ALL PURPOSE YARDS/GAME (MIN. 5 GAMES)

1.	293.8	Barry Sanders	12 games	1988
2.	180.0	Ernest Anderson	11 games	1982
3.	177.5	Thurman Thomas	12 games	1987
4.	167.4	Terry Miller	11 games	1976
5.	162.3	Terry Miller	11 games	1977
6.	160.2	Thurman Thomas	12 games	1985
7.	159.0	David Thompson	11 games	1996
8.	155.5	Justin Blackmon	12 games	2010
9.	151.5	Gerald Hudson	11 games	1990
10.	150.9	Tyreek Hill	12 games	2014



Barry Sanders' 1988 season was the greatest Heisman season of all time.



INDIVIDUAL CAREER LISTS

PASS RECEPTIONS

1.	293	Rashaun Woods (293-4414)	1999-03
2.	253	Justin Blackmon (253-3564)	2008-11
3.	224	Hart Lee Dykes (224-3510)	1985-88
4.	180	Josh Stewart (180-2204)	2011-13
5.	163	D'Juan Woods (163-2751)	2002-06
6.	161	Josh Cooper (161-1695)	2007-11
7.	147	Dez Bryant (147-2425)	2007-09
8.	144	Tracy Moore (144-2064)	2009-13
9.	127	Adarius Bowman (127-2187)	2006-07
10.	115	David Glidden (115-1655)	2011-15

RECEIVING YARDS

1.	4414	Rashaun Woods (293-4414)	1999-03
2.	3564	Justin Blackmon (253-3564)	2008-11
3.	3510	Hart Lee Dykes (224-3510)	1985-88
4.	2751	D'Juan Woods (163-2751)	2002-06
5.	2425	Dez Bryant (147-2425)	2007-09
6.	2204	Josh Stewart (180-2204)	2011-13
7.	2187	Adarius Bowman (127-2187)	2006-07
8.	2064	Tracy Moore (144-2064)	2009-13
9.	1973	Herman Eben (114-1973)	1968-70
10.	1695	Josh Cooper (161-1695)	2007-11

TOUCHDOWN RECEPTIONS

1.	42	Rashaun Woods	1999-03
2.	40	Justin Blackmon	2008-11
3.	31	Hart Lee Dykes	1985-88
4.	29	Dez Bryant	2007-09
5.	20	D'Juan Woods	2002-06
	20	Adarius Bowman	2006-07
7.	18	Tracy Moore	2009-13
8.	16	James Washington	2014-15
9.	15	Alonzo Mayes	1994-97
	15	Herman Eben	1968-70

AVERAGE YARDS/CATCH (MIN. 60 RECEPTIONS)

1.	19.05	James Washington	(81-1543)	2014-15
2.	17.22	Adarius Bowman	(127-2187)	2006-07
3.	16.98	Curtis Mayfield	(85-1443)	1988-90
4.	16.88	D'Juan Woods	(163-2751)	2002-06
5.	16.51	Herman Eben	(114-1973)	1968-70
6.	16.50	Dez Bryant	(147-2425)	2007-09
7.	16.08	Terry Young	(77-1069)	1979-82
8.	15.67	Hart Lee Dykes	(224-3510)	1985-88
9.	15.60	Jhajuan Seales	(75-1170)	2012-15
10.	15.25	Isaiah Anderson	(63-961)	2008-12

RECEPTIONS/GAME (MINIMUM 20 GAMES)

1.	6.66	Justin Blackmon	(38 games)	2008-11
2.	6.23	Rashaun Woods	(47 games)	1999-03
3.	5.46	Hart Lee Dykes	(41 games)	1985-88
4.	5.29	Adarius Bowman	(24 games)	2006-07
5.	5.25	Dez Bryant	(28 games)	2007-09
6.	4.74	Josh Stewart	(38 games)	2011-13
7.	4.40	Terry Brown	(20 games)	1967-68
8.	3.80	Herman Eben	(30 games)	1968-70
9.	3.43	Josh Cooper	(47 games)	2007-11
10.	3.20	D'Juan Woods	(51 games)	2002-06

TDS RESPONSIBLE FOR

1.	88	Zac Robinson	2005-09
2.	76	Brandon Weeden	2007-11
3.	66	Mike Gundy	1986-89
4.	61	J.W. Walsh	2011-15
5.	60	Barry Sanders	1986-88
6.	58	Josh Fields	2001-03
7.	54	Thurman Thomas	1984-87
8.	48	Tony Lindsay	1997-00
9.	44	Clint Chelf	2009-13
10.	43	Joseph Randle	2010-12

TOTAL OFFENSE YARDS

1.	10175	Zac Robinson (1425-10175)	2005-09
2.	9110	Brandon Weeden (1142-9110)	2007-11
3.	8272	Mike Gundy (1330-8272)	1986-89
4.	5984	Josh Fields (917-5984)	2001-03
5.	5528	Tony Lindsay (969-5528)	1997-00
6.	5341	Tone' Jones (1129-5341)	1993-96
7.	5034	Thurman Thomas (994-5034)	1984-87
8.	4977	Terry Miller (881-4977)	1974-77
9.	4953	J.W. Walsh (674-4953)	2011-15
10.	4782	Clint Chelf (505-4277)	2009-13

TOTAL OFFENSE/GAME (MINIMUM 20 GAMES)

1.	293.9	Brandon Weeden	(31 games)	2007-11
2.	226.1	Zac Robinson	(45 games)	2005-09
3.	188.0	Mike Gundy	(44 games)	1986-89
4.	187.0	Josh Fields	(32 games)	2001-03
5.	162.6	Tony Lindsay	(34 games)	1997-00
6.	159.4	Clint Chelf	(30 games)	2009-13
7.	150.1	J.W. Walsh	(33 games)	2011-15
8.	140.6	Bobby Reid	(27 games)	2005-07
9.	136.5	Aso Pogi	(28 games)	2000-02
10.	133.5	Tone' Jones	(40 games)	1993-96

TOTAL OFFENSE/PLAY (MINIMUM 400 PLAYS)

1.	7.98	Brandon Weeden	(1142-9110)	2007-11
2.	7.71	Mason Rudolph	(591-4555)	2014-15
3.	7.51	Clint Chelf	(637-4782)	2009-13
4.	7.35	J.W. Walsh	(674-4953)	2011-15
5.	7.14	Zac Robinson	(1425-10175)	2005-09
6.	6.81	Barry Sanders	(560-3814)	1986-88
7.	6.53	Josh Fields	(917-5984)	2001-03
8.	6.22	Mike Gundy	(1330-8272)	1986-89
9.	6.09	Bobby Reid	(623-3797)	2005-07
10.	5.91	Kendall Hunter	(708-4181)	2007-10

ALL PURPOSE YARDS

1.	6017	Thurman Thomas	1984-87
2.	5484	Barry Sanders	1986-88
3.	5305	Terry Miller	1974-77
4.	4840	Kendall Hunter	2007-10
5.	4658	David Thompson	1993-96
6.	4424	Rashaun Woods	1999-03
7.	4383	Ernest Anderson	1979-83
8.	4283	Joseph Randle	2010-12
9.	4093	Jamaal Fobbs	1997-00
10.	3672	Rafael Denson	1991-94

ALL PURPOSE YARDS/GAME (MIN. 20 GAMES)

1.	171.4	Barry Sanders	(32 games)	1986-88
2.	128.0	Thurman Thomas	(47 games)	1984-87
3.	126.3	Terry Miller	(42 games)	1974-77
3.	109.8	Joseph Randle	(39 games)	2010-12
4.	109.1	Dantrell Savage	(22 games)	2006-07
5.	108.3	Gerald Hudson	(30 games)	1988-90
6.	107.7	Dez Bryant	(28 games)	2007-09
7.	105.9	David Thompson	(44 games)	1993-96
8.	103.0	Kendall Hunter	(47 games)	2007-10
9.	100.1	Vernand Morency	(30 games)	2002-04
10.	97.3	Andre Richardson	(33 games)	1994-96



Zac Robinson is Oklahoma State's career total offense record-holder.



LONGEST PLAYS

RUSHING PLAYS

- 99 Ed Gallagher vs. Kansas State (1908)
- 97 Dorsey Gibson vs. Houston (1953)
- 95 Tatum Bell vs. Texas Tech (2003)
- 91 David Thompson vs. Kansas State (1995)
- 91 Jim Dillard vs. Tulsa (1959)
- 89 Barry Sanders vs. Miami, OH (1988)
- 88 Tatum Bell vs. Southern Mississippi (2002)
- 87 Kenny Zachary vs. Kansas (1984)
- 85 Bill Bredder vs. Wyoming (1953)
- 83 Mike Hamilton vs. Texas Tech (2005)

PASSING PLAYS

- 95 Zac Robinson to Jeremy Broadway vs. Iowa State (2008)
- 87 Daxx Garman to Brandon Sheperd vs. Missouri State (2014)
- 85 Earl Wheeler to Curtis Mayfield vs. Nebraska (1989)
- 85 Bob Cutburth to Hermann Eben vs. Kansas St. (1969)
- 84 Mike Gundy to Gerald Hudson vs. Kansas (1989)
- 84 Tony Pounds to Dick Graham vs. Nebraska (1970)
- 82 Mason Rudolph to Marcell Ateman vs. TCU (2015)
- 81 Brandon Weeden to Justin Blackmon vs. Tulsa (2010)
- 80 Brandon Weeden to Justin Blackmon vs. Nebraska (2010)
- 80 Zac Robinson to Dez Bryant vs. Iowa State (2008)
- 80 Gary Porter to Shannon Culver vs. Missouri (1992)
- 80 Scott Burk to Ron Ingram vs. Arkansas (1978)
- 80 Charlie Weatherbie to Sam Lisle vs. Wichita St. (1975)

KICKOFF RETURNS

- 100 Justin Gilbert vs. Kansas (2013)
- 100 Justin Gilbert at Texas (2011)
- 100 Barry Sanders vs. Miami (Ohio) (1988)
- 100 Barry Sanders vs. Kansas (1987)
- 100 Barry Sanders vs. Tulsa (1987)
- 99 Tyreek Hill at Kansas (2014)
- 98 Perrish Cox vs. Kansas State (2007)
- 98 Dick Graham vs. Nebraska (1970)
- 98 Wayne Hallmark vs. Nebraska (1969)
- 98 Bill Bredder vs. Oklahoma (1952)
- 97 Tyreek Hill vs. Iowa State (2014)
- 97 Chris Massey vs. Texas (2001)
- 97 Bobby Riley vs. Louisiana-Lafayette (1986)
- 97 Bobby Cole/Wayne Halmak vs. Kansas (1969)

PUNT RETURNS

- 95 Josh Stewart vs. TCU (2013)
- 92 Tyreek Hill at Oklahoma (2014)
- 90 Jim Wiggins vs. Detroit (1956)
- 90 Jim Spavital vs. Drake (1946)
- 87 Jim Spavital vs. TCU (1947)
- 83 Wes Hankins vs. Arkansas (1974)
- 83 Benny Goodwin vs. Kansas State (1967)
- 83 B.J. Aldridge vs. SMU (1947)
- 82 Dez Bryant vs. Houston (2009)
- 82 R.W. McQuarters vs. NE Louisiana (1997)
- 82 Mike Clark vs. Oklahoma (1989)

INTERCEPTION RETURNS

- 97 Greg Hill vs. Kansas State (1981)
- 95 Charles Verner vs. TCU (1993)
- 95 Rod Brown vs. Bowling Green (1984)
- 85 Darrent Williams vs. Baylor (2001)
- 83 Bobby Shephard vs. Kansas State (1974)
- 83 Al Scanland vs. Baylor (1942)
- 82 Jerry Deckard vs. Illinois State (1986)
- 82 John Gattis vs. Oklahoma (1944)
- 79 Andrew McGee vs. Tulsa (2010)
- 78 Bill Williams/Choppy Spencer vs. Tulsa (1955)

FUMBLE RETURNS


- 97 Greg Hill vs. Kansas State (1981)
- 96 Alex Loyd/Cecil Hankins vs. Texas Tech (1945)
- 93 T. Robinson at Kansas (2002)
- 78 Tyler Patmon vs. Baylor (2013)
- 63 James Thomas vs. Texas A&M (2010)
- 59 Jamie Blatnick vs. Oklahoma (2011)
- 57 LaWaylon Brown vs. Southern Miss (2000)
- 57 Donovan Woods vs. Baylor (2006)
- 55 Justin Gent vs. Oklahoma (2009)
- 54 Tyler Johnson at Iowa State (2013)

FIELD GOALS

- 56 Larry Roach vs. Kansas (1981)
- 55 Jason Ricks vs. Texas Tech (2004)
- 55 Tim Sydnes vs. Colorado (1996)
- 53 Jason Ricks vs. Missouri State (2006)
- 53 Luke Phillips vs. Texas (2003)
- 53 Abby Daigle vs. Oklahoma (1974)
- 52 Dan Bailey vs. Louisiana (2010)
- 52 Dan Bailey vs. Louisiana (2010)
- 52 Bruce Redden vs. Missouri (2005)
- 52 Bruce Redden vs. Arkansas State (2005)
- 52 Luke Phillips vs. Texas (2003)
- 52 Luke Phillips vs. Southern Miss (2002)
- 52 Luke Phillips vs. Oklahoma (2001)
- 52 Luke Phillips vs. Oklahoma (2001)
- 52 Lawson Vaughn vs. Kansas State (1995)
- 52 Cary Blanchard vs. Northern Iowa (1990)
- 52 Cary Blanchard vs. Oklahoma (1989)
- 52 Cary Blanchard vs. Missouri (1988)
- 52 Larry Roach vs. Kansas State (1984)
- 52 Colin Ankersen vs. Kansas State (1980)

PUNTS

- 82 Jason Davis vs. Oklahoma (1996)
- 80 Cole Farden vs. Baylor (2003)
- 78 Scott Elder vs. Kansas (1998)
- 78 Greg Ivy vs. Baylor (1994)
- 78 Quinn Sharp vs. Nebraska (2010)
- 74 Cary Blanchard vs. Oklahoma (1990)
- 74 Jason Davis vs. Fresno State (1997)
- 74 Quinn Sharp vs. West Virginia (2012)
- 73 Greg Ivy vs. Oklahoma (1994)
- 73 Greg Ivy vs. Colorado (1995)
- 73 Quinn Sharp vs. Kansas (2012)
- 73 Rich Thompson vs. Iowa State (1985)



Josh Stewart returned this punt 95 yards against TCU in 2013.



OPPONENT RECORDS - SINGLE GAME



TEAM SINGLE GAME

Rushes	88	at Oklahoma	Dec 2, 1972
Yards Rushing	629	at Oklahoma	Nov 18, 1978
Yards Per Rush	9.5	at Nebraska	Oct 15, 1988
TD Rushes	8	at Texas	Oct 5, 1996
Pass Attempts	73	Missouri	Oct 17, 1992
	73	at Oklahoma	Nov 24, 2012
Pass Completions	47	at Oklahoma	Nov 24, 2012
Yards Passing	646	Texas Tech	Sep 22, 2007
Yards Per Pass	14.9	at Baylor	Sep 17, 1994
TD Passes	7	at Texas Tech	Nov 8, 2008
Total Plays	110	TCU	Nov 7, 2015
Total Offense	718	Texas Tech	Sep 22, 2007
Yards Per Play	9.4	at Texas	Nov 6, 2004
Points Scored	75	vs. Oklahoma	1904
Points Scored (Modern Era)	73	Oklahoma	Nov 30, 1946
Sacks By	8	at Mississippi State	Sep 18, 1999
First Downs	44	at Oklahoma	Nov 24, 2012
Penalties	19	Oklahoma	Oct 24, 1998
Penalty Yards	177	Oklahoma	Oct 24, 1998
Turnovers Lost	8	Iowa State	Oct 24, 1992
Interceptions By	5	Colorado	Oct 16, 1982
	5	at Colorado	Nov 7, 1992
Punts	13	North Texas	Sep 11, 1982
	13	Baylor	Nov 21, 1998
Punting Average	68.0	Troy	Sep 27, 2008
Long Punt	87	at Nebraska	Oct 10, 1992
Long Punt Return	91	Iowa State	Oct 24, 1992

INDIVIDUAL SINGLE GAME

Rushes	39	Ennis Haywood, Iowa State	Oct 20, 2001
Yards Rushing	274	Mike Gaddis, Oklahoma	Oct 7, 1989
TD Rushes	5	Jerald Moore, Oklahoma	Nov 12, 1994
	5	Cedric Benson, Texas	Nov 6, 2004
Long Rush	90	Calvin Jones, Nebraska	Oct 10, 1992
Pass Attempts	73	Jeff Handy, Missouri	Oct 17, 1992

Pass Completions	46	Graham Harrell, Texas Tech	Sep 22, 2007
	46	Landry Jones, Oklahoma	Nov 24, 2012
Yards Passing	646	Graham Harrell, Texas Tech	Sep 22, 2007
TD Passes	6	Graham Harrell, Texas Tech	Nov 8, 2008
Long Pass	99	Jay Johnson, Northern Iowa	Sep 15, 1990
Receptions	15	Kenny Holly, Missouri	Oct 17, 1992
	15	Jordan Shipley, Texas	Oct 25, 2008
	15	Justin Brown, Oklahoma	Nov 24, 2012
	15	Jace Amaro, Texas Tech	Nov 2, 2013
Yards Receiving	237	Michael Crabtree, Texas Tech	Sep 22, 2007
TD Receptions	4	Marcus Harris, Wyoming	Sep 23, 1995
Long Reception	99	Kenny Shedd, Northern Iowa	Sep 15, 1990
Field Goals	4	Stu Crum, Tulsa	Sep 19, 1982
	4	Tom Field, Colorado	Oct 16, 1982
	4	Tim Lashar, Oklahoma	Oct 18, 1986
	4	Dan Eichloff, Kansas	Oct 31, 1992
	4	Jaret Greaser, Texas Tech	Sep 7, 1996
	4	Brad Hammerich, Missouri	Oct 6, 2001
	4	Mike Nugent, Ohio State	Dec 29, 2004
	4	Jimmy Stevens, Oklahoma	Nov 27, 2010
Long Field Goal	58	Alan Smith, Texas A&M	Sep 23, 1983
	58	Ty Stewart, Iowa State	Oct 23, 1993
Punts	13	John Starnes, North Texas	Sep 11, 1982
	13	Kyle Attebury, Baylor	Nov 21, 1998
Punting Average	68.0	Will Goggans, Troy	Sep 27, 2008
Long Punt	87	Mike Stigge, Nebraska	Oct 10, 1992
Long Punt Return	91	James McMillion, Iowa State	Oct 24, 1992
Long Kickoff Return	100	Jakeem Grant, Texas Tech	Oct 31, 2015
	100	Jerrel Jernigan, Troy	Sep 11, 2010
	100	Niles Paul, Nebraska	Oct 23, 2010
	100	Fozzy Whitaker, Texas	Oct 15, 2010
	100	D.J. Monroe, Texas	Sep 29, 2012
	100	Tyler Lockett, Kansas State	Nov 3, 2012
Tackles	26	Taft Sales, Missouri	Oct 30, 1992
Sacks	4.0	Antwaun Bynum, Missouri	Oct 6, 2001
Tackles For Loss	8.0	Robert McDade, Houston	Sep 12, 1987
Interceptions	3	Victor Scott, Colorado	Oct 16, 1982
	3	Allen Chapman, Kansas State	Nov 3, 2012



OPPONENT RECORDS - SINGLE SEASON

OFFENSE

Points Scored	406	2014
Scoring Average	31.27	2005
10-game average	28.80	1968
11-game average	31.27	2005
12-game average	28.75	1995
13-game average	31.23	2014
Touchdowns Scored	51	2014, 2015
Rushes Attempted	616	1970
Net Rushing Yards	2,914	1977
TDs Scored By Rush	33	1971
Yards Per Rush	5.3	1996
Rushing Yards Per Game	264.9	1977
Passes Attempted	570	2010
Passes Completed	356	2010
Passing Yards	3,724	2007
Most Passes Had Intercepted	29	1972
Fewest Passes Had Intercepted	5	2005
1963	5	1963
Completion Percentage	.643	2007
Touchdowns Scored By Pass	28	2008
Highest Pass Efficiency (min. 200 att.)	142.72	2007
Fewest Passes Had Broken Up	21	1991
Yards Per Pass Attempt	8.4	1949
Passing Yards Per Game	286.5	2007
Pass Completions Per Game	27.39	2010
Pass Attempts Per Game	43.85	2010
Total Offense Plays	1,089	2011
Total Offense Yards	5,938	2011
Total Offense Yards Per Play	6.1	1996
Total Offense Yards Per Game	456.8	2011
All-Purpose Yards	7,645	2011
All-Purpose Yards Per Game	588.1	2011
First Downs	329	2011
First Downs Per Game	25.3	2011
Third-Down Conversions Made	104	2010
Third Down Conversion Pct.	.497 (79-159)	1989
Fourth-Down Conversions Made	18	1988, 2002, 2008
Fourth-Down Conversion Pct. (min. 10 att.)	.720 (18-25)	2002
Most Time of Possession Per Game	33:42	2011
Least Time of Possession Per Game	26:34	1997
Fewest Turnovers Lost	14	2014
Fewest Fumbles	9	2003
Fewest Fumbles Lost	1	2003
Most Turnovers Lost	54	1983
Most Fumbles	52	1976
Most Fumbles Lost	31	1976
Fewest Sacks Allowed	9	1989
Fewest Yards Allowed From Sacks	76	1989
Fewest Tackles For Loss Allowed	48	2004
Fewest Yards Allowed From Tackles For Loss	197	1989
Fewest Quarterback Hurries Allowed	2	1994
DEFENSE		
Fewest Points Allowed	66	1943
Lowest Scoring Average Allowed	8.80	1955
10-game average	8.80	1955
11-game average	9.64	1991
12-game average	20.83	1995
13-game average	27.62	2014
Fewest Touchdowns Allowed	12	1991
Fewest First Downs Allowed	105	1963
Fewest First Downs Allowed Per Game	8.9	1941
Lowest Third Down Conversion Pct. Allowed	.284 (44-155)	1992
Fewest Rushing Attempts Allowed	338	1963
Fewest Rushing Yards Allowed	650	1943
Fewest Rushing Yards Allowed Per Game	65.4	1940
Fewest Yards Allowed Per Rush	1.31	1940
Fewest Rushing Touchdowns Allowed	3	1991
Fewest Pass Completions Allowed	23	1960
Fewest Pass Attempts Allowed	76	1960
Fewest Passing Yards Allowed (min. 200 att.)	1,318	1990
Fewest Passing Yards Allowed/Game (min. 200 att.)	110.2	1962

Fewest Yards Allowed Per Pass Attempt	3.42	1960
Fewest Yards Allowed Per Pass Completion	9.60	1961
Lowest Completion Pct. Allowed	.298	1972
Best Pass Efficiency Defense (min. 200 att.)	81.41	1971
Fewest Passing Touchdowns Allowed	1	1960, 1963
Fewest Total Offense Plays Allowed	514	1963
Fewest Total Offense Yards Allowed (min 11 games)	2,558	1950
Fewest Total Offense Yards Allowed Per Game	188.3	1945
Fewest Total Offense Yards Allowed Per Play	3.6	1959
Most Turnovers Gained	44	1976
Most Passes Intercepted By	24	1971
Most Fumbles Forced	15	1999, 2005
Most Fumbles Recovered	29	1973
Most Tackles	1,013	1983
Most Sacks	44	1999
Most Yards From Sacks	285	1999
Most Tackles For Loss	108	1999
Most Yards From Tackles for Loss	454	1999
Most Passes Broken Up	75	2002
Most Quarterback Hurries	29	2015
Most Safeties Recorded	2	1995
1999	2	2011

SPECIAL TEAMS

Field Goals Made	23	1985
Field Goals Attempted	38	1985
Field Goal Percentage (min. 10 FGA)	1.000 (11-11)	1998
Longest Field Goal	56	2010
Punts	89	1984, 2013
Yards Per Punt	45.3	2008
Longest Punt	87	1992
Punts Returned	48	1992
Punt Return Yards	536	1971
Yards Per Punt Return	17.8	2009
Long Punt Return	91	1992
Touchdowns By Punt Return	2	1974
1998	2	1998
1970	2	1970
1961	2	1961
2006	2	2006
Kickoffs Returned	83	2008
Kickoff Return Yards	2,073	2008
Yards Per Kickoff Return	27.4	2010
Long Kickoff Return	100	2010
2011	100	2011
2012	100	2012
2015	100	2015
2010	3	2010
Touchdowns By Kickoff Return	3	2010
Most Kicks Blocked	6	2005
Fewest Punts Attempted	22	1960
Fewest Punt Returns Allowed	14	1964
1989	14	1989
1979	30	1979
1979	1.8	1979
Fewest Punt Return Yards Allowed	14	1989
Fewest Yards Per Punt Return Allowed	1.8	1979
Fewest Kickoff Return Yards Allowed	344	1960
Fewest Yards Per Kickoff Return Allowed	15.3	1974
Two-Point Conversions Attempted	11	1958
Successful Two-Point Conversion Attempts	5	1988
MISCELLANEOUS		
Best Turnover Margin	+15	2005
Worst Turnover Margin	-21	1983
2011	-21	2011
Most Non-Offensive Touchdowns Scored	7	1983
Most Penalties Committed	103	2002
Most Yards Penalized	913	2002
Most Penalty Yards Per Game	75.6	2001
Fewest Penalties Committed	46	1982
Fewest Yards Penalized	380	1982
Fewest Penalty Yards Per Game	32.6	2006



History

Bob Fenimore was the first truly great player in Oklahoma State football history. He was a two-time All-American and led the 1945 squad to the only undefeated season in school history.





COACHING HISTORY

HEAD COACHING RECORDS AT OSU

Coach	Seasons	Overall				Conference			
		W	L	T	Pct.	W	L	T	Pct.
None	4 (1901-05)*	3	13	4	.250	0	0	0	-
Lt. Boyd A. Hill	1 (1906)	1	4	2	.286	0	0	0	-
Ed Parry	2 (1907-08)	5	6	1	.458	0	0	0	-
Paul J. Davis	6 (1909-14)	29	16	1	.641	0	0	0	-
John G. Griffith	2 (1915-16)	8	9	1	.472	0	6	0	.000
Earl A. Pritchard	2 (1917-18)	8	7	0	.533	1	4	0	.200
James E. Pixlee	2 (1919-20)	3	10	3	.281	0	5	0	.000
John F. Maubetsch	8 (1921-28)	28	37	6	.437	10	13	3	.442
Lynn O. Waldorf	5 (1929-33)	34	10	7	.735	9	1	0	.900
Albert A. Exendine	2 (1934-35)	7	12	1	.375	1	4	0	.200
Theodore J. Cox	3 (1936-38)	7	23	0	.233	3	8	0	.273
Jim Lookabaugh	11 (1939-49)	58	41	6	.581	19	10	1	.650
J.B. Whitworth	5 (1950-54)	22	27	2	.451	11	9	1	.548
Cliff Speegle	8 (1955-62)	36	42	3	.463	9	19	1	.328
Phil Cutchin	6 (1963-68)	19	38	2	.339	14	26	1	.354
Floyd Gass	3 (1969-71)	13	18	1	.422	7	14	0	.333
Dave Smith	1 (1972)	7	4	0	.636	5	2	0	.714
Jim Stanley	6 (1973-78)	35	31	2	.529	19	21	2	.476
Jimmy Johnson	5 (1979-83)	30	25	2	.544	18	15	2	.543
Pat Jones	11 (1984-94)	62	60	3	.508	30	44	3	.409
Bob Simmons	6 (1995-2000)	30	38	0	.441	16	31	0	.340
Les Miles	4 (2001-04)	28	21	0	.571	16	16	0	.500
Mike Gundy	11 (2005-pres.)	94	47	0	.667	56	37	0	.602
Totals	114	567	539	47	.512	244	285	14	.462

*no team in 1902

ALL-TIME ASSISTANT COACHES

Assistant Coach (alma mater)	Years at OSU
Greg Adkins (Marshall)	2015-present
Willie Anderson (Clemson)	1983-85
Keith Armstrong (Temple)	1990-91
Neill Armstrong (Oklahoma State)	1955-61
Marcus Arroyo (San Jose State)	2015-present
Duke Babb (Austin College)	1969-71
Carey Bailey (Tennessee)	2004
Jack Baker (Oklahoma State)	1939-62
Nelson Barnes (North Texas)	2005-07
Johnny Barr (Oklahoma)	1986-88, 1995-96
Tim Beckman (Findlay)	2007-08
Vance Bedford (Texas)	1993-94, 2005-06
Charles Bentley (Kentucky)	1963-65
Jeff Bower (Southern Miss)	1990
Joe Bowers	1979-80
Don Boyce (UTEP)	1963-64
Todd Bradford (Southern Utah)	2005-07
Gunter Brewer (Wake Forest)	2005-2010
David Browning (Texas Tech)	1993-94
Harry Buffington (Oklahoma State)	1955-62
Johnny Burnett (Cal-Santa Barbara)	1996-98
Bob Burris (Oklahoma)	1971
Ron Calcagni (Arkansas)	1996-99
Louis Campbell (Arkansas)	1985-88
Mike Cassidy (Kentucky)	1997-2000
Doug Cathey (Oklahoma State)	1972-77
Duke Christian (SE Oklahoma State)	1991
Bill Clay (Arkansas)	2002-04
Joe Bob Clements (Kansas State)	2013-present
Don Cochran (Alabama)	1963
Larry Coker (Northeastern Oklahoma State)	1983-89
Bob Connelly (Texas A&M Commerce)	2014
Bob Cutburth (Oklahoma State)	1972-73
Gary Darnell (Oklahoma State)	1971-72
Butch Davis (Arkansas)	1979-83
Joe DeForest (Southwestern Louisiana)	2002-11
Otis Delaporte (Central Oklahoma)	1955-58
Jim Dickey (Houston)	1966-69
Dirk Dierking (Baylor)	1970-72
Rick Dixon (Brigham Young)	1977-78
Tim Duffie (Texas Tech)	2013-present

Assistant Coach (alma mater)	Years at OSU
Karl Dunbar (Louisiana State)	2002-04
Kasey Dunn (Idaho)	2011-present
Tom Ellis (McMurray)	1963-65
Frank Falks (Parsons College)	1981-82
Larry Fedora (Austin College)	2005-07
Carter Franklin (Texas A&M)	1966-68
James Frazier (Oklahoma State)	1969-71
Wayne Freiling (Texas A&M)	1964-68
Leon Fuller (Alabama)	1963, 65
Pug Gabrel (Texas Western)	1969-70, 72
Frank Ganz (Navy)	1973, 75
Steve Gardner (Lenoir Rhyne)	1986-89
Dorsey Gibson (Oklahoma State)	1959-61
Ted Gill (Idaho State)	1995
Robert Gillespie (Florida)	2009-2010
Toby Greene (Phillips)	1939-62
Harvey Griffin (Oklahoma State)	1971
Mike Gundy (Oklahoma State)	1990-95, 2001-04
Brent Guy (Oklahoma State)	1989-91, 95-97
Dan Hammerschmidt (Colorado State)	2015-present
Tom Harper (Kentucky)	1966-68
Mark Hatley (Oklahoma State)	1975-76
Jim Helms (Texas)	1979-80
Gene Henderson (Texas A&M)	1974-77
Josh Henson (Oklahoma State)	2001-04
Reggie Herring (Florida State)	1983-85
Frank Hickson (Tuskegee)	1997-2000
Fred Hightower (Texas Lutheran)	1969-71
Dana Holgorsen (Iowa Wesleyan)	2010
Lawson Holland (Clemson)	1992-94
Larry Holton (Iowa State)	1979-82
Dave Huxtable (Eastern Illinois)	2000
Mike Jacobs (Wittenberg)	2000
Bert Jacobson (Oklahoma State)	1980-81
Pete Jenkins (Western Carolina)	1978
Paul Jette (Texas)	1979-84
Denver Johnson (Tulsa)	1989-92
Jason Jones (Alabama)	2008-12
Pat Jones (Arkansas)	1979-83
Tommy Kaiser (Houston)	1994-99
Leland Kendall (Oklahoma State)	1962
Elwood Kettler (Texas A&M)	1963-68
Tom Lavigne (Grambling)	1995-98

Assistant Coach (alma mater)	Years at OSU
Bob Leahy (Emporia State)	1979-82
William Long (Oklahoma State)	1969-71
Tommy Lucas (Texas)	1969-70, 72
Curtis Luper (Stephen F. Austin)	2005-08
Doug Mallory (Michigan)	2001-04
Van Malone (Texas)	2011-14
Robert Matthews (Georgia)	2009
Bruce Mays (Ohio Northern)	1980-81
Hugh McCrabb (Oklahoma State)	1973-75
Wayne McDuffie (Florida State)	1975-76
Jason McEndoo (Washington State)	2015-present
Doug Meacham (Oklahoma State)	2005-12
Bill Michael (Arkansas)	1992-93
Les Miles (Michigan)	1995-97
Bill Miller (Texas-Arlington)	1989-94
Calvin Miller (Oklahoma State)	1991-94, 97-2001
Del Miller (Central [Iowa] College)	2000
Chuck Moller (Minnesota-Morris)	2001-04
Todd Monken (Knox College)	2002-04, 2011-12
Houston Nutt (Oklahoma State)	1984-89
Barry Pearson (Northwestern)	1979
Bum Phillips (Stephen F. Austin)	1973
Wade Phillips (Houston)	1973-74
Deek Pollard (Western Illinois)	1976-78
Ken Pope (Oklahoma)	1987-90
Larry Porter (Memphis)	2002-04
Roland Rainey (Austin College)	1972
Jason Ray (Missouri)	2013-14
Tim Reynolds (SW Oklahoma State)	1992-94
Harold Richardson (SMU)	1973-76
Dayton Riley (East Tennessee State)	1972-76
Tommie Robinson (Troy State)	2001
Rob Ryan (Southwestern Oklahoma State)	1996-99
Al Sandahl (Louisiana College)	1975-77
Brad Seely (South Dakota State)	1984-88
Bill Shimek (Central Arkansas)	1983-91
Jamal Singleton (Air Force)	2011-14
Lee Snider (Oklahoma State)	1972-74, 78
Jim Spavital (Oklahoma State)	1956-62
Glenn Spencer (Georgia Tech)	2008-present
Kevin Steele (Tennessee)	1984-86
Kent Stephenson (Northern Iowa)	1972, 77-78
Mike Summers (Georgetown [Ky.])	2000
Lloyd Taylor (Texas A&M)	1964
Trooper Taylor (Baylor)	2008
Bob Thompson (Adams State)	1966-68
Olen Treadway (Iowa)	1961-62
Bill Turnbow (Texas Tech)	1974-77
Tom Turvey (Oklahoma State)	1963-65
Lance Van Zandt (Lamar)	1973-74
Ronnie Vinklarek (Southwest Texas)	1997-99
Art Walker (Colorado)	1998-2000
DeWayne Walker (Minnesota)	1995
George Walstad (Oklahoma State)	1983-94
Dave Wannstedt (Pittsburgh)	1979-82
Tom White (Alabama)	1966-68
Joe Wickline (Florida)	2005-13
Richard Wilson (Arkansas)	1995-2000
Tony Wise (Ithaca)	1979-83
Bowden Wyatt (Tennessee)	1964-65
Buddy Wyatt (Texas Christian)	1996
Darrell Wyatt (Kansas State)	2001
Bill Young (Oklahoma State)	1976-78, 2009-12
John Young (Texas Western)	1969
Mike Yurcich (California-PA)	2013-present
Willie Zapalac (Texas A&M)	1963



DEFENSE BY YEAR

Table with columns: Year, G, Plays, Yards, Yards/Play, Yards/Game, First Downs, Per Game, Total TD, Total Points, Points Per Game, TFL, Sacks, Int, PBU, QBH, FR, FF, BK, Saf. Contains data from 1940 to 2015.



SPECIAL TEAMS DEFENSE BY YEAR

Year	G	Opp FGM	Opp FGA	Opp Long	Opp PAT-Att	Opp 2-Pt Conv-Att	Opp PR	Opp Yds	Opp Avg	Opp TD	Opp Long	Opp KR	Opp Yds	Opp Avg	Opp TD	Opp Long	Opp Punts	Opp Yds	Opp Avg	Opp Long	Opp KO	Opp Yds	Opp Avg	Opp TB	Opp BK
1957	10	0	0	-	-	-	20	188	9.4	-	-	37	569	15.4	-	-	59	2106	35.7	-	-	-	-	-	
1958	10	2	3	-	6-8	4-11	30	284	9.4	0	-	35	688	19.7	0	-	72	2588	35.9	-	-	-	-	-	
1959	10	1	3	-	10-13	3-9	24	178	7.4	0	-	29	430	14.8	0	-	53	1950	36.8	-	-	-	-	-	
1960	10	1	5	-	11-14	1-4	22	286	13.0	1	-	24	529	22.0	0	-	22	286	13.0	-	-	-	-	-	
1961	10	2	6	-	14-17	1-7	28	359	12.8	2	-	26	546	21.0	1	-	48	1745	36.4	-	-	-	-	-	
1962	10	1	1	-	17-21	4-10	24	249	10.4	0	-	18	254	14.1	0	-	45	1583	35.2	-	-	-	-	-	
1963	9	2	5	-	24-33	4-4	15	107	7.1	0	-	24	484	20.2	1	-	35	1293	37.0	-	-	-	-	-	
1964	10	2	6	-	16-17	4-10	17	207	12.2	0	-	23	525	22.8	1	-	37	1336	35.6	-	-	-	-	-	
1965	10	7	15	-	20-22	0-0	28	349	12.5	1	-	25	561	22.4	1	-	54	2028	37.6	-	-	-	-	-	
1966	10	2	8	-	16-17	1-2	22	135	6.1	0	-	19	397	20.9	0	-	62	2433	39.2	-	-	-	-	-	
1967	10	3	13	-	11-15	0-5	25	156	6.2	0	-	21	346	16.5	0	-	73	2678	36.7	-	-	-	-	-	
1968	10	5	14	-	37-38	1-1	22	106	4.8	1	-	28	538	19.2	0	-	55	2157	39.2	-	-	-	-	-	
1969	10	6	11	-	16-20	2-7	35	278	7.9	0	-	39	881	22.6	1	-	67	2716	40.5	-	-	-	-	-	
1970	11	12	19	-	39-41	1-2	36	382	10.7	2	-	37	806	21.8	0	-	60	2189	36.5	-	-	-	-	-	
1971	11	4	8	-	34-42	2-4	47	536	11.4	1	-	27	589	21.8	0	-	68	2533	37.2	-	-	-	-	-	
1972	11	12	20	-	23-24	0-0	36	209	5.8	0	-	37	695	18.7	0	-	55	2197	39.9	-	-	-	-	-	
1973	11	9	16	-	19-19	1-3	25	311	12.4	1	-	39	623	15.9	0	-	79	2979	37.7	-	-	-	-	-	
1974	11	10	16	-	19-20	0-2	33	308	9.3	2	-	30	465	15.5	0	-	81	3252	40.1	-	-	-	-	-	
1975	11	7	20	-	19-22	0-1	36	241	6.7	1	-	41	665	16.2	0	-	69	2793	40.5	-	-	-	-	-	
1976	11	9	17	-	23-25	0-2	32	220	6.9	0	-	37	754	20.4	2	-	60	2426	40.4	-	-	-	-	-	
1977	11	9	19	-	28-31	3-4	29	220	7.6	0	32	27	443	16.4	0	60	58	2476	42.7	70	-	-	-	-	
1978	11	8	15	-	26-28	0-8	38	283	7.5	0	55	19	317	16.7	0	41	55	2161	38.5	68	-	-	-	-	
1979	11	13	23	-	21-23	1-2	33	303	9.2	0	43	35	545	15.6	0	29	60	2172	36.2	65	-	-	-	-	
1980	11	9	14	-	29-33	1-2	26	151	5.8	0	39	21	469	22.3	1	95	65	2449	37.7	58	-	-	-	-	
1981	11	8	12	-	18-20	2-3	20	140	7.0	0	26	35	758	21.7	1	93	74	2955	39.9	61	-	-	-	-	
1982	11	12	17	-	21-23	0-5	20	82	4.1	0	23	21	446	21.2	1	99	83	3330	40.1	63	-	-	-	1	
1983	12	9	12	-	11-15	3-4	39	212	5.4	0	33	29	464	16.0	0	34	79	3033	38.4	59	-	-	-	2	
1984	12	9	16	52	15-16	1-1	20	107	5.4	1	49	36	646	17.9	0	36	89	3605	40.5	78	-	-	-	0	
1985	12	23	38	54	16-17	1-1	33	274	8.3	0	38	43	666	15.4	0	38	75	3150	42.0	66	-	-	-	1	
1986	11	12	16	50	21-21	0-1	26	226	8.7	1	63	37	612	16.5	0	58	66	2641	40.0	62	-	-	-	1	
1987	12	10	19	47	23-24	0-3	16	82	5.1	0	18	33	621	19.4	0	52	47	1846	39.3	56	-	-	-	0	
1988	12	8	12	49	35-35	5-8	13	59	4.5	0	21	42	763	18.2	0	35	49	2059	42.0	70	-	-	-	0	
1989	11	16	19	49	37-37	0-2	27	187	6.9	0	45	31	678	21.9	0	39	39	1566	40.2	79	-	-	-	0	
1990	11	14	18	50	35-36	1-2	20	255	12.8	0	39	27	525	19.4	0	40	44	1690	38.4	55	-	-	-	2	
1991	11	15	19	50	34-37	0-1	25	207	8.3	0	27	24	456	19.0	0	36	54	2003	37.1	58	-	-	-	4	
1992	11	13	21	43	26-29	0-2	48	467	9.7	1	91	21	357	17.0	0	41	64	2612	40.8	87	-	-	-	4	
1993	11	13	18	43	25-26	1-2	41	350	8.5	1	33	17	393	23.1	0	43	65	2617	40.3	61	-	-	-	1	
1994	11	9	16	48	27-29	2-4	25	329	13.2	0	76	34	645	19.0	0	55	54	2135	39.5	72	-	-	-	1	
1995	12	10	12	53	41-42	0-4	31	260	8.4	0	29	30	581	19.4	0	37	62	2465	39.8	68	-	-	-	1	
1996	11	19	23	52	36-37	0-2	30	220	7.3	0	29	31	634	20.5	0	37	54	2316	42.9	81	-	-	-	2	
1997	12	5	8	35	21-22	4-4	17	155	9.1	0	51	38	928	24.4	0	93	69	2871	41.6	60	-	-	-	0	
1998	11	11	11	49	33-35	1-3	26	255	9.8	2	73	40	755	18.9	0	84	76	3130	41.2	73	-	-	-	2	
1999	11	11	12	48	31-34	0-1	33	254	7.7	1	81	36	718	19.9	0	55	76	3115	41.0	64	-	-	-	1	
2000	11	12	16	47	31-36	0-3	22	163	7.4	0	28	28	530	18.9	0	34	58	2157	37.2	61	-	-	-	3	
2001	11	11	16	48	30-30	4-5	24	184	7.7	1	21	26	623	24.0	0	59	64	2497	39.0	62	-	-	-	3	
2002	13	11	16	42	33-38	3-9	37	456	12.3	0	58	35	642	18.3	0	50	85	3321	39.1	71	-	-	-	3	
2003	13	9	16	40	9-16	1-4	24	233	9.7	0	45	27	495	18.3	0	38	73	2782	38.1	62	65	3717	57.2	-	2
2004	12	10	13	52	37-39	0-0	31	308	9.9	1	50	23	412	17.9	0	48	60	2542	42.4	72	57	3397	59.6	23	2
2005	11	17	24	48	17-24	1-2	28	317	11.3	0	76	33	661	20.0	0	59	55	2248	40.9	68	70	3997	57.1	22	6
2006	13	16	20	48	35-38	2-3	28	402	14.4	2	86	48	1017	21.2	1	95	64	2631	41.1	58	68	3983	58.6	14	4
2007	13	12	15	45	46-46	1-4	22	309	14.0	1	74	63	1288	20.4	0	55	62	2536	40.9	61	73	4581	62.8	14	1
2008	13	8	14	49	45-47	0-2	13	85	6.5	0	17	83	2073	25.0	0	91	52	2354	45.3	68	71	4266	60.1	7	0
2009	13	12	20	53	32-32	2-3	30	533	17.8	1	87	38	927	24.4	1	98	75	3143	41.9	75	59	3442	58.3	3	1
2010	13	14	18	56	41-41	1-2	18	166	9.2	0	24	50	1369	27.4	3	100	75	3128	41.7	74	68	4122	60.6	9	1
2011	13	13	19	48	41-42	0-1	15	167	11.1	0	33	53	1283	24.2	1	100	65	2717	41.8	59	65	3998	61.5	3	0
2012	13	15	23	46	42-42	2-3	16	197	12.3	1	81	34	840	24.7	2	100	75	3106	41.4	60	72	4296	59.7	21	0
2013	13	17	23	46	30-31	1-1	19	199	10.5	1	64	66	1237	18.7	0	69	89	3758	42.2	65	58	3468	59.8	20	4
2014	13	17	24	53	47-49	1-2	25	79	3.2	0	31	56	1178	21.0	2	96	76	3079	40.5	69	81	4768	58.9	30	0
2015	13	13	19	46	45-47	2-4	20	94	4.7	0	23	70	1611	23.0	1	100	73	3025	41.4	58	76	4671	61.5	31	3



UNDEFEATED CHAMPIONS OF 1945



Bottom Row (L-R): Thurman Gay, Glenn Moore, Jim Reynolds, J.C. Colhouer, Terry Monroe, Alex Loyd, Joe Shunkamolah, Bert Cole, Holly Pearce
 Second Row (L-R): Wayne Weaver, Jean Fitter, Carl Jackson, Orville Makintubee, Otis Schellstede, Bill Grimes, Neill Armstrong, Bob Fenimore, Franklin Spruiell, Joe Thomas, John Carey, Bill Long
 Third Row (L-R): End Coach Toby Greene, Don Van Pool, Nate Watson, Clarence Tully, T.W. Ledbetter, Afton Kelly, Jim Parmer, Bob Hargrove, Sam Bratcher, Mack Creager, J.D. Cheek
 Fourth Row (L-R): Head Coach Jim Lookabaugh, Bob DeMoss, Sammy Howell, Bob Faucette, Cecil Hankins, Gene McDaniel, Don Wiebener, Donnie Williamson, Bob Meinert, George Ivie, Line Coach Al Paddock
 Top Row (L-R): Backfield Coach Jack Baker, Fred Lang, Bill Wilson, Howell Tait, Harvey Griffin, Ross Duckett, Maurice Brewton, Steve Bakajza, Burl Bartlett

1945 Results

9-0-0 (1-0-0 Missouri Valley)

*** Missouri Valley Conference Champions ***

Final AP Ranking: No. 5

Sept. 29	W	19-14	at Arkansas	
Oct. 6	W	31-7	at Denver	
Oct. 12	W	26-12	vs. SMU (in OKC)	14/NR
Oct. 20	W	46-6	at Utah	15/NR
Oct. 27	W	25-12	at TCU	17/NR
Nov. 3	Idle			9/NR
Nov. 10	W	12-6	TULSA* (Homecoming)	11/19
Nov. 17	W	46-6	TEXAS TECH	8/NR
Nov. 24	W	47-0	at Oklahoma	6/NR
Nov. 26	Idle			6/
Dec. 3	Idle			6/
<i>Sugar Bowl – New Orleans, La.</i>				
Jan. 1	W	33-13	vs. St. Mary's (Calif.)	6/NR

Historical Context

▶ Just three weeks after Japan officially surrendered on September 2 to effectively end World War II, the 1945 Oklahoma A&M football season started with a win at Arkansas on Sept. 29.

War Veterans Who Played On 1945 Team

Gene Fitter	Pilot in Europe
Bob Hargrove	Lieutenant overseas
Jim Reynolds	Piloted 52 missions over Germany
Terry Monroe	Naval Air Corps
Bert Cole	Was shot down over Yugoslavia
Otis Schellstede	Paratrooper who dropped on D-Day
J.D. Cheek	Served with famed 45th division

Fenimore, Armstrong Led Undefeated Powerhouse

Aggies of 1945 won Missouri Valley, Sugar Bowl titles

- ▶ 1945 marked the first undefeated season in Oklahoma State football history and remains the school's only undefeated season.
- ▶ The Aggies of 1945 won by an average of 23.2 points and still hold numerous school records that last to this day, including fewest points allowed, lowest average points allowed, fewest first downs allowed, fewest rushing yards allowed and fewest yards allowed per game. The 1945 squad also ranks in the top 10 in several more offensive and defensive categories, all of which is remarkable considering that season was played 70 years ago.
- ▶ Bob Fenimore was a consensus All-American who led the nation in both rushing and total offense and also ranked in the top 15 nationally in rushing yards, passing yards, scoring and punting.
- ▶ In addition to Fenimore, both Neill Armstrong and J.C. Colhouer earned All-Missouri Valley Conference recognition.

Team Stats***

	TEAM	OPP
SCORING	254	69
Points Per Game	31.8	8.6
RUSHING	2150	803
Average Per Game	268.8	100.4
PASSING	1021	739
Comp-Att-Int	53-115-15	58-145-15
Average Per Pass	8.9	5.1
Average Per Catch	19.3	12.7
Average Per Game	127.6	92.4
TOTAL OFFENSE	3181	1543
Average Per Game	397.6	192.9

*** - Final stats reflect only eight of Oklahoma A&M's nine contests. Team stats for OAMC's game against Denver (10/6) are incomplete, and are therefore excluded.

"We may have been the best team in the country that year. We had a couple of All-Americans and a group of veterans who kept us in check. In practice, we scrimmaged every day. As hard as those scrimmages were, it's a wonder that we had anything left for the games, but those scrimmages toughened us and made us better. We had a lot of older guys who had fought in the war and understood that you don't win anything unless you do it as a team."

- All-America DE Neill Armstrong



COWBOYS IN THE HALL OF FAME



COACH LYNN "PAPPY" WALDORF
College Football Hall of Fame Class of 1966



BOB FENIMORE
College Football Hall of Fame Class of 1972



BARRY SANDERS
College Football Hall of Fame Class of 2003
Pro Football Hall of Fame Class of 2004



THURMAN THOMAS
College Football Hall of Fame Class of 2008
Pro Football Hall of Fame Class of 2007



JIMMY JOHNSON
College Football Hall of Fame Class of 2012



NATIONAL FOOTBALL FOUNDATION

COLLEGE FOOTBALL HALL OF FAME

The National Football Foundation's College Football Hall of Fame features five men from Oklahoma State University.

Coach Lynn "Pappy" Waldorf was inducted into the College Football Hall of Fame in 1966, following a career that included five seasons in Stillwater. During his years in the orange and black, OSU claimed four conference championships and carved out a 3-0-2 record against state rival Oklahoma. Waldorf would end his career at the University of California with multiple Rose Bowl appearances.

The first OSU player to be inducted into the college hall was Bob Fenimore. Known as the "Blond Bomber", Fenimore led Oklahoma State, known as Oklahoma A&M during his playing days, to new heights. His accomplishments included an undefeated season and a final AP ranking of No. 5. He was inducted into the College Football Hall of Fame in 1972. Fenimore was also recently inducted into the Cotton Bowl Hall of Fame.

In 2003, the most decorated player in OSU history, running back Barry Sanders, was inducted into the College Football Hall of Fame. Sanders, whose 1988 season remains the greatest in NCAA history, rewrote school, conference and NCAA record books in his three-year career at OSU. *ESPN* recently selected Sanders as the second-best player in college football history.

Thurman Thomas, the all-time leading rusher in Cowboy history and one of OSU's all-time fan favorites, was inducted into the hall in 2008. A two-time Big Eight Conference player of the year, Thomas is also a member of the Pro Football Hall of Fame. Thomas led Oklahoma State in rushing for four straight seasons and ended his career with 50 touchdowns and 5,001 rushing yards.

Coach Jimmy Johnson was inducted in 2012. He served as OSU's head coach from 1979-83 and his time at OSU began with a bang when he helped lead an undermanned Cowboy squad to a 7-4 record in his first year. He was named Big Eight coach of the year for his efforts. During his time in Stillwater, OSU fielded some of the better defenses in school history, with players like Ricky Young, Leslie O'Neal and Gary Lewis leading the way.

FROM STILLWATER TO CANTON

As teammates at Oklahoma State, Barry Sanders and Thurman Thomas combined to form perhaps the best backfield duo in NCAA history. And just to prove their point, the two Cowboys took their act to the National Football League, and their road together didn't stop until they were both inducted into the Pro Football Hall of Fame in Canton, Ohio.

Sanders was immortalized in 2004 with his induction. Thomas joined his former teammate in Canton in 2007.

Sanders and Thomas are two of the NFL's all-time leading rushers and are considered among the greatest running backs ever to play the game.



ALL-AMERICANS

THREE-TIME ALL-AMERICANS



1984, 1985, 1986

MARK MOORE

SAFETY | NACOGDOCHES, TX

- 1984 Walter Camp All-America
- 1985 Associated Press All-America
- 1985 Sporting News All-America
- 1986 Associated Press All-America

Mark Moore was one of the most feared defensive players, not only in the Big Eight Conference, but around the nation. The hard-hitting safety roamed the defensive secondary looking for opponents to knock down and he picked off 16 passes to rank second all-time at Oklahoma State.

A member of the OSU Athletics Hall of Fame, Moore registered 311 tackles during his four-year career, including 91 in 1985 and 96 in 1986. He intercepted seven passes during his All-America junior season, one shy of the school record of eight for a season and the fifth-best total in the nation that year. He was a two-time All-America selection by the *Associated Press* in 1985 and 1986 and earned All-America honors from the Walter Camp Football Foundation in 1984.

During his All-America seasons, OSU allowed just 135 yards per game passing in 1985 and 121 in 1986, the lowest two averages since 1978. Moore was a fourth-round pick by the Seattle Seahawks in 1987.

MOORE'S CAREER DEFENSIVE STATS

Year	GP	UT-AT-TT	TFL	Sacks	INT	PBU	QBH	FF	FR	BK
1983	12	21-29-50	2.0	2.0	2	6	5	1	1	0
1984	12	41-34-75	2.0	0.0	5	9	1	0	0	0
1985	12	62-39-101	1.0	0.0	7	4	2	1	2	0
1986	11	61-35-96	1.0	0.0	2	3	0	0	2	0
Career	47	185-137-322	6.0	2.0	16	22	8	2	5	0

Mark Moore is Oklahoma State's first three-time All-American.



2010 (PUNTER), 2011 & 2012 (KICKER)

QUINN SHARP

KICKER/PUNTER | MANSFIELD, TX

- 2010 FWAA All-America punter
- 2011 FWAA All-America kicker
- 2012 AFCA All-America kicker

Quinn Sharp is one of only two players ever to be a first-team All-America punter and a first-team All-America kicker by the Football Writers Association of America, as the organization tabbed him as its All-America punter in 2010 and its All-America kicker in 2011. The American Football Coaches Association honored him as a kicker in 2012.

A two-time honoree as the Big 12 Special Teams Player of the Year (2011 and 2012), Sharp led the nation in touchbacks on kickoffs each of his four seasons at OSU, set an NCAA single-season record for points scored by a kicker with 156 in 2012 and led all players active in 2012 with a 45.9 career yards-per-punt average.

Owner of perhaps the most powerful boot in the nation throughout his career, Sharp served as OSU's kickoff man and punter during his freshman and sophomore years, then added placekicking chores after the graduation of 2010 Lou Groza Award winner Dan Bailey following the 2010 season.

As a sophomore in 2010, Sharp matched an NCAA record by averaging 60.4 yards per punt in a game against Nebraska (five punts for 302 yards).

SHARP'S CAREER KICKING STATS

Year	FGM-A	XP-A	1-19	20-29	30-39	40-49	50-99	Lg	Blk
2009	0-0	0-0	0-0	0-0	0-0	0-0	0-0	0	0
2010	0-0	0-0	0-0	0-0	0-0	0-0	0-0	0	0
2011	22-25	79-80	4-4	10-10	6-8	2-3	0-0	46	0
2012	28-34	72-72	0-0	13-13	6-6	7-10	2-5	51	0
Career	50-59	151-152	4-4	23-23	12-14	9-13	2-5	51	0

SHARP'S CAREER PUNTING STATS

Year	No.	Yards	Avg.	Lg	TB	FC	I20	Blk	50+	60+
2009	67	3023	45.1	67	4	12	24	0	27	5
2010	46	2127	46.2	78	4	16	15	0	14	6
2011	47	2175	46.3	60	8	9	12	0	20	2
2012	44	2036	46.3	74	2	12	18	0	19	5
Career	204	9,361	45.9	78	18	49	69	0	80	18

TWO-TIME ALL-AMERICANS



1944, 1945

BOB FENIMORE

RUNNING BACK | WOODWARD, OK

- 1944 Consensus All-America (AP, FWAA, Sporting News)
- 1945 Unanimous All-America

If Bob Fenimore seemed like he was all over the field, it's because he was. Fenimore excelled on the offensive side of the ball, the defensive side of the ball, and on special teams. His exceptional talent and play earned the "Blond Bomber" consensus All-America honors in 1944 and 1945. He was the first player from the university awarded All-America honors.

In 2007, he was inducted into the Cotton Bowl Hall of Fame. He also holds membership in the OSU Hall of Fame as well as the College Football Hall of Fame.

The leader of OSU teams that went 8-1 with a Cotton Bowl victory in 1944 and a perfect 9-0 with a Sugar Bowl win in 1945 and a ranking of fifth in the final *Associated Press* poll, Fenimore's play was legendary.

From his halfback position, he established himself as one of the nation's finest players. The numbers speak for themselves. In 1944, he led the nation in total offense (1,758 yards), was third in rushing (899), eighth in passing (997), ninth in scoring (77), and 13th in punting (37.3).

In OSU's undefeated 1945 season, he was the national leader in both total offense (1,641), and rushing (1,119), while ranking seventh in punting (39.0), and 13th in scoring (72). His 18 interceptions during his OSU career remain a school record, and his 4,627 career yards of total offense were not eclipsed until Mike Gundy came along more than 40 years later.

Fenimore was a first round draft choice of the Chicago Bears in 1947.



1945, 1946

NEILL ARMSTRONG

DEFENSIVE END/RECEIVER | TISHOMINGO, OK

- 1945 Associated Press All-America
- 1946 Central Press All-America

Known to his teammates as "Felix the Cat", Neill Armstrong helped guide Oklahoma A&M during its glory days. He was a four-year letterman from 1943-46 for head coach Jim Lookabaugh's Aggies and was a third-team All-American by the Associated Press in 1945 and a third-team All-American by the Central Press Association in 1946.

Armstrong, a native of Tishomingo, played on two of Oklahoma A&M's most successful teams, as the Aggies won the Cotton Bowl in 1944 and the Sugar Bowl in 1945. In 1946, Armstrong earned All-America honors at defensive end, while also calling plays.



ALL-AMERICANS

In A&M's vaunted single-wing offense, Armstrong twice led the nation in receiving, while teammate Bob Fenimore led the nation in total offense. As a senior in 1946, he caught 32 passes for 479 yards.

Armstrong was a first-round draft choice of the Philadelphia Eagles and played from 1947-51. Armstrong then joined the coaching ranks, eventually becoming the head coach of the Chicago Bears from 1978-81.



1976, 1977

TERRY MILLER

RUNNING BACK | COLORADO SPRINGS, CO

1976 Associated Press All-America
1976 FWA All-America
1977 Unanimous All-America

Only three players in Big Eight history rushed for 4,000 yards during their careers and Terry Miller is one of them. Mike Rozier of Nebraska (4,780) and Thurman Thomas of Oklahoma State (5,001) were the only others.

Miller gained 4,754 yards while establishing himself as one of the nation's best in the 1970s. He is the only player in school history to record three 1,000-yard rushing seasons. As a sophomore in 1975, he gained 1,026 yards and then, during All-America seasons in 1976 and 1977, he led the Big Eight with 1,887 as a junior and 1,680 as a senior. Those numbers ranked fifth in the nation in 1976 and third in 1977.



Terry Miller was the Heisman Trophy runner-up in 1976.

Miller was tabbed as the Big Eight offensive player of the year in both 1976 and 1977. He finished runner-up to Earl Campbell in the 1977 Heisman Trophy balloting.

Miller's 49 career touchdowns at OSU trail only Barry Sanders and Thurman Thomas. Miller was a first-round draft choice of the Buffalo Bills in 1978. His jersey number 43 is one of three no longer in use at Oklahoma State. He was a Football Writers Association of America (FWAA) and Associated Press All-American in 1976 and 1977 and a Walter Camp All-American and AFCA All American in 1977.

MILLER'S CAREER RUSHING STATS

Year	G	Att.	Yds.	TD	Long	Avg.	Avg./G
1974	9	87	334	1	42	3.8	37.1
1975	11	179	1026	11	81	5.7	93.3
1976	12	291	1714	23	78	5.9	142.8
1977	11	314	1680	14	78	5.4	152.7
Career	43	871	4754	49	81	5.5	110.6



1984, 1985

LESLIE O'NEAL

DEFENSIVE LINEMAN | LITTLE ROCK, AR

1984 Associated Press All-America
1984 Sporting News All-America
1985 Unanimous All-America

Oklahoma State's defenses in 1984 and 1985 may have been the best in school history, and they were anchored by two-time All-American lineman Leslie O'Neal.

O'Neal was a dominant force on teams which allowed just a total of 34 touchdowns over two seasons, the lowest totals ever at OSU. He was named Big Eight defensive player of the year in 1984 and earned All-Big Eight honors in each of his last three seasons as a Cowboy.

O'Neal set a school record that stands to this day by registering 16.0 sacks for 118 yards lost in 1984. He also remains the OSU career leader with 34.0 sacks.

He was a first-round draft choice of the San Diego Chargers in 1986. O'Neal retired following the 1999 season. During his career, the defensive end was selected to the Pro Bowl six times, while recording 136.0 career sacks.

During his career, the Cowboys played in the Bluebonnet Bowl and consecutive Gator Bowls. He was a unanimous All-American in 1985, earning a spot on each of the five recognized teams (American Football Coaches Association, Associated Press, Football Writers Association of America, *The Sporting News* and Walter Camp).

O'NEAL'S CAREER DEFENSIVE STATS

Year	GP	UT-AT-TT	TFL	Sacks	INT	PBU	QBH	FF	FR	BK
1982	N/A	4-2-6	0.0	0.0	0	0	1	0	1	0
1983	12	52-56-108	15.0	11.0	0	7	2	-	3	-
1984	12	75-71-146	17.0	14.0	0	6	28	3	0	2
1985	12	53-59-112	15.0	7.0	1	4	27	2	2	1
Career	36*	184-188-372	47.0	32.0	1	17	58	5	6	3

* Not counting the unavailable total from 1982



1985, 1987

THURMAN THOMAS

RUNNING BACK | MISSOURI CITY, TX

1985 United Press International All-America
1987 Associated Press All-America
1987 Sporting News All-America

The all-time leading rusher in Oklahoma State football history, Thomas ran for 5,001 yards and scored 50 touchdowns over his four-year career. He was Oklahoma State's leading rusher in each of his four seasons and was the Big Eight leader in both 1985 and 1987. He was voted the Big Eight Conference's offensive player of the year after both seasons.

In 1985, he rushed for 1,650 yards, good for fourth in America. In 1987, his 1,767 yards were the third-most nationally. His 22 career 100-yard rushing games are second in OSU history only to Terry Miller's 26.

A knee injury prevented Thomas from being a first-round draft choice, but Buffalo stole him in the second round in 1988. He was that team's most effective weapon in four straight Super Bowl seasons, and he was named the NFL's Most Valuable Player after the 1991 season.

He is a 2007 inductee in the Pro Football Hall of Fame, joining his OSU teammate, Barry Sanders. His No. 34 jersey is one of three no longer in use at Oklahoma State.


Thomas was a 2008 inductee in the National College Football Hall of Fame.

THOMAS'S CAREER RUSHING STATS

Year	G	Att.	Yds.	TD	Long	Avg.	Avg./G
1984	12	205	843	7	28	4.1	70.2
1985	12	328	1650	15	65	5.0	137.5
1986	11	173	741	4	56	4.3	67.4
1987	12	283	1767	21	66	6.2	147.2
Career	47	989	5001	47	66	5.1	106.4

THOMAS'S CAREER RECEIVING STATS

Year	G	Rec.	Yds	TD	Long	Avg.	Avg./G
1984	12	22	122	0	28	5.5	10.2
1985	12	22	142	1	30	6.5	11.8
1986	11	18	150	1	28	8.3	13.6
1987	12	22	204	0	45	9.3	17.0
Career	47	84	618	2	45	7.4	13.1



Thurman Thomas is the only Cowboy to rush for 5,000 yards in a career.



ALL-AMERICANS



1987, 1988

BARRY SANDERS

RUNNING BACK | WICHITA, KS

1987 Sporting News All-America (kick returner)

1988 Unanimous All-America (running back)

While playing behind starting tailback Thurman Thomas in 1987, Barry Sanders had to make his mark somewhere on the field during his sophomore season. He did that returning kickoffs and punts and in fact, his exploits earned him All-America honors as a return man.

With the departure of Thomas to the NFL, Sanders became the go-to guy in 1988 and he responded with a season that may not be matched for years, if ever. He established 34 NCAA records, while posting the best rushing season in college football history.

His domination of college football that year earned him the Heisman Trophy and unanimous All-America honors. He helped make the Oklahoma State offense one of the most productive in college football history.

Among his most outrageous statistics in 1988:

- * 237.5 rushing yards per game
- * 7.6 yards per carry
- * 44 touchdowns scored (3.7 per game)
- * Four games with at least 300 yards rushing
- * 937 rushing yards and 13 touchdowns in one three-game span against Kansas, Iowa State and Texas Tech.

Sanders was a first-round draft choice by the Detroit Lions in 1989. The No. 21 jersey Sanders wore as a Cowboy is one of just three numbers not in use at Oklahoma State. He is also a member of both the Pro Football and College Football Halls of Fame.

SANDERS' CAREER RUSHING STATS

Year	G	Att.	Yds.	TD	Long	Avg.	Avg./G
1986	8	74	325	2	28	4.4	40.6
1987	12	111	622	9	50	5.6	51.8
1988	12	373	2850	42	89	7.6	237.5
Career	32	558	3797	53	89	6.8	118.7

SANDERS' CAREER RECEIVING STATS

Year	G	Rec.	Yds	TD	Long	Avg.	Avg./G
1986	8	0	0	0	0	0.0	0.0
1987	12	4	59	1	27	14.8	4.9
1988	12	21	142	0	30	6.8	11.8
Career	32	25	201	1	30	8.0	6.3

SANDERS' CAREER RETURN STATS

Year	KR	Yds	TD	Long	Avg.	PR	Yds	TD	Long	Avg.
1986	7	166	0	27	23.7	9	43	0	23	4.8
1987	15	470	2	100	31.3	18	273	2	73	15.2
1988	21	421	1	100	20.0	11	113	1	61	10.3
Career	43	1057	3	100	24.6	38	429	3	73	11.3



2002, 2003

RASHAUN WOODS

RECEIVER | OKLAHOMA CITY, OK

2002 Walter Camp All-America

2002 Sporting News All-America

2003 AFCA All-America

2003 Walter Camp All-America

Rashaun Woods' Oklahoma State career was nothing short of phenomenal. The Oklahoma City native finished his career with 293 catches for 4,414 yards and 42 touchdowns to top OSU in every category.

Woods was the first player in Big Eight or Big 12 history to reach the 4,000-yard receiving mark. He was a recognized All-American in 2002 (*The Sporting News*, Walter Camp) and 2003 (AFCA, Walter Camp).

He posted 1,000-yard seasons in 2001 (80 catches for 1,023 yards and 10 touchdowns), 2002 (107 catches for 1,695 yards and 17 touchdowns) and 2003 (77 catches for 1,367 yards and 15 touchdowns).

He finished his collegiate career with a string of 45 consecutive games with at least two receptions. Woods also set an NCAA record with an astounding seven touchdown receptions against SMU, breaking a 34-year old record.

Woods led OSU to its first bowl victory since 1988 with his nine-catch, 164-yard, one-TD performance in the 2002 Houston Bowl.

Woods was a first-round draft pick of the 49ers in 2004.

WOODS' CAREER RECEIVING STATS

Year	G	Rec.	Yds	TD	Long	Avg.	Avg./G
1999	2	0	0	0	0	0.0	0.0
2000	8	29	329	0	24	11.3	41.1
2001	11	80	1023	10	42	12.8	93.0
2002	13	107	1695	17	69	15.8	130.4
2003	13	77	1367	15	51	17.8	105.2
Career	47	293	4414	42	69	15.1	93.9



2008, 2009

PERRISH COX

KICK RETURNER/CORNERBACK | WACO, TX

2008 CBS Sportsline.com All-America

2009 Associated Press All-America

2009 Sporting News All-America

The versatile Perrish Cox was a *CBSsportsline.com* All-America kick returner his junior season as he continued a career that ranked among the NCAA's all-time best in the return game. He ended his OSU stay by being named a first-team All-America defensive back by *The Sporting*

News as a senior. He was a second-team All-America corner as selected by the *Associated Press* in 2009.

As a senior, Cox led the NCAA with 1.73 passes defended per game. He had four interceptions and he ended his career as the Big 12 Conference's all-time leader in kickoff return yards with 2,804. His final numbers included a then-OSU record with four kickoffs returned for touchdowns and six overall returns for scores with his two punt returns added to the total.

Cox finished his All-America return season third in the nation with an average of 29.8 yards per attempt.

COX'S CAREER DEFENSIVE STATS

Year	G	UA-AT-TT	TFL	PD	FF	FR	BK
2006	12	18-6-24	0.0-0	7	1	0	0
2007	13	32-10-42	0.0-0	10	0	0	0
2008	13	24-8-32	1.0-1	10	0	0	1
2009	11	34-2-36	1.0-4	19	0	1	0
Career	49	108-26-134	2.0-5	46	1	1	1

COX'S CAREER RETURN STATS

Year	KR	Yds	TD	Long	Avg.	PR	Yds	TD	Long	Avg.
2006	25	595	1	96	23.8	24	308	0	63	12.8
2007	31	665	1	98	21.5	17	188	1	67	11.1
2008	30	895	2	90	29.8	0	0	0	0	0.0
2009	31	649	0	74	20.9	19	198	1	67	10.4
Career	117	2804	4	98	24.0	60	694	2	67	11.6



2008, 2010

KENDALL HUNTER

RUNNING BACK | TYLER, TX

2008 FWAA All-America

2010 Consensus All-America (AFCA, AP, Walter Camp)

Kendall Hunter was an excellent role player as a freshman. As a sophomore, he earned All-America honors. He was awarded first-team All-America status by the Football Writers Association of America and first-team All-Big 12 honors as well in 2008. His junior season was derailed by injury but he returned as a senior with consensus All-America honors while rushing for 1,548 yards. In the process he became the first two-time All-America running back at OSU since Thurman Thomas.

Hunter finished seventh nationally and easily led his conference with 119 rushing yards per game and a season total of 1,555 yards during his sophomore season. He ran for 14 touchdowns in 2008 and broke the 100-yard mark nine times to become just the fifth Cowboy to accomplish that feat in a single season.

Hunter's senior season saw him earn All-America honors from Walter Camp, *Associated Press* and the American Football Coaches Association. He ended his career with 4,181 rushing yards to rank fourth all-time at OSU. For his career, he averaged 5.9 yards per carry and rushed for 37 touchdowns. He ended his career third all-time at OSU with 20 100-yard rushing games.



ALL-AMERICANS

HUNTER'S CAREER RUSHING STATS

Year	G	Att.	Yds.	TD	Long	Avg.	Avg./G
2007	13	107	696	4	46	6.5	53.5
2008	13	241	1555	16	68	6.5	119.6
2009	8	89	382	1	46	4.3	47.8
2010	13	271	1548	16	66	5.7	119.1
Career	47	708	4181	37	68	5.9	89.0

HUNTER'S CAREER RECEIVING STATS

Year	G	Rec.	Yds	TD	Long	Avg.	Avg./G
2007	13	10	137	1	47	13.7	10.5
2008	13	22	198	1	31	9.0	15.2
2009	8	11	83	0	27	7.5	10.4
2010	13	20	101	0	37	5.1	7.8
Career	47	63	519	2	47	8.2	11.0



2010, 2011

JUSTIN BLACKMON

WIDE RECEIVER | ARDMORE, OK

2010 Unanimous All-America
2011 Unanimous All-America

Justin Blackmon was unquestionably the best receiver in America in both 2010 and 2011. Blackmon won the Biletnikoff Award given to the nation's top receiver after both his sophomore and junior seasons, becoming only the second player to win the award twice. He was a unanimous All-American in both 2010 and 2011 and was the 2010 Big 12 Offensive Player of the Year.


Blackmon's 1,782 receiving yards were an NCAA sophomore record. His 20 touchdown receptions in 2010 were the seventh-most ever recorded.

As a junior in 2011, Blackmon found himself the primary focus of every defense that OSU faced, but still made 122 catches for 1,522 yards with 18 touchdowns. His 122 receptions set the 13th-highest total in NCAA history.

He was named offensive MVP of both the 2010 Alamo Bowl and the 2012 Fiesta Bowl.

BLACKMON'S CAREER RECEIVING STATS

Year	G	Rec.	Yds	TD	Long	Avg.	Avg./G
2009	13	20	260	2	32	13.0	20.0
2010	12	111	1782	20	81	16.1	148.5
2011	13	122	1522	18	67	12.5	117.1
Career	38	253	3564	40	81	14.1	93.8



Justin Blackmon won the Biletnikoff Award as the nation's top receiver in both 2010 and 2011.

SINGLE-SEASON ALL-AMERICANS



1958

JIM WOOD

DEFENSIVE END | TONKAWA, OK

1958 AFCA All-America

Jim Wood was OSU's third All-American and was the first since 1946 when he was voted the honor by America's football coaches.

Wood, who was honored as a defensive end, played a little bit of everything for the Pokes. On the offensive side of the ball, he led the team in receiving with 21 catches for 282 yards. He also handled the punting chores for the Cowboys, averaging 39.3 yards per kick.

Wood was a third-round draft choice of the Washington Redskins in 1959.



1967

HARRY CHEATWOOD

DEFENSIVE BACK | OKLAHOMA CITY, OK

1967 Central Press All-America

Named after the former president, Harry Truman Cheatwood made a name for himself picking off passes in Oklahoma State's defensive backfield from 1965-67.

Cheatwood was honored as an All-American in 1967 for his work at safety. He logged 127 tackles in 1967.

He also tied for the team lead in interceptions in 1965 (2) and 1966 (3), and earned first-team All-Big Eight plaudits as a senior.

CHEATWOOD'S CAREER DEFENSIVE STATS

Year	GP	UT-AT-TT	TFL	Sacks	INT	PBU	QBH	FF	FR	BK
1965	-	39-25-64	-	-	2	6	-	-	1	0
1966	-	57-18-75	-	-	3	5	-	-	1	0
1967	-	87-40-127	-	-	0	10	-	-	2	0
Career	-	183-83-266	*	*	5	21	*	*	4	0

* Category not tracked



1968

JON KOLB

OFFENSIVE LINEMAN | OWASSO, OK

1968 AP, UPI, Central Press All-America

Jon Kolb anchored the Oklahoma State offensive line from the center position from 1966-68. He earned All-America accolades during his senior campaign in 1968.

Kolb was also a two-time all-conference selection, earning that distinction in 1967 and 1968.

Following his senior season, Kolb participated in the Senior Bowl, the North-South Shrine Bowl, the Coaches All-American Game and the College All-Star Game.

After being selected in the third-round of the NFL Draft by Pittsburgh, he competed for the Steelers from 1969-81.

Kolb helped lead the Steelers to championships in Super Bowls IX, X, XIII and XIV.

He was inducted into the OSU Hall of Honor in the spring of 2001.



1969

JOHN WARD

OFFENSIVE LINEMAN | TULSA, OK

1969 AFCA All-America
1969 FWAA All-America
1969 Kodak All-America

In 1969, John Ward earned Kodak and FWAA All-America honors on the football field and on the wrestling mat for OSU. The star offensive tackle anchored the Cowboys' line from 1967-69.

Ward displayed his skills at four all-star games, including the East-West Classic, Senior Bowl, Coaches All-American Game and the College All-Star Game.

Ward was a first-round draft choice of the Minnesota Vikings in 1970. He spent five seasons with the Vikings, before splitting the 1976 season between Tampa Bay and Chicago.



1973

CLEVELAND VANN

LINEBACKER | SEGUIN, TX

1973 FWAA All-America

A two-time All-Big Eight performer, Cleveland Vann captured All-America honors in 1973 by the Football Writers Association of America, just two years after playing on the offensive side of the ball as a fullback. In fact, heading into the 1972 season, Vann was actually the team's leading returning rusher before he switched to middle linebacker during spring practice.

The move to defense was a smart one, as Vann racked up 241 tackles in his two seasons on the defensive side of the ball.

He led the team in tackles in both his junior (122) and senior (117) seasons.

Vann showcased his skills at the 1973 Blue-Gray Game and the East-West Classic before being drafted in the fifth round by the Miami Dolphins.

VANN'S CAREER RUSHING STATS

Year	GP	Rush Att.	Gain	Lost	Net Avg.	Long
1971	-	65	247	7	240	3.8
Career	-	65	247	7	240	3.8

VANN'S CAREER DEFENSIVE STATS

Year	GP	UT-AT-TT	TFL	Sacks	INT	PBU	QBH	FF	FR	BK
1972	-	72-50-122	6	-	3	2	-	-	0	0
1973	-	80-37-117	6	-	1	0	-	-	1	0
Career	-	152-87-239	12	*	4	2	*	*	1	0

* Category not tracked



ALL-AMERICANS



1973

ALVIN BROWN

SAFETY | RAVENNA, TX

1973 Football News All-America

Alvin Brown, who didn't play high school football until his junior year, covered the Oklahoma State secondary with lightning speed in 1972 and 1973. His outstanding 1973 season earned him All-America recognition as well as all-conference honors.

The Ravenna, Texas, native picked off eight passes that year, tying a school record and leading the Big Eight Conference. Brown also played in the 1973 Hula Bowl.

BROWN'S CAREER DEFENSIVE STATS

Year	GP	UT-AT-TT	TFL	Sacks	INT	PBU	QBH	FF	FR	BK
1972	-	22-45-67	1	-	8	13	-	-	0	0
1973	-	22-26-48	1	-	1	3	-	-	0	0
Career	-	44-71-115	2	-*	9	16	-*	-*	0	0

* Category not tracked



1975

JAMES WHITE

DEFENSIVE TACKLE | HOT SPRINGS, AR

1975 Sporting News All-America

Nicknamed "Duck," James White was Oklahoma State's first four-year letterman. He accounted for 203 tackles in his career, including 86 tackles during his All-America season of 1975.

White also played on the Cowboys' victorious Fiesta Bowl team in 1974.

A first-round draft choice of the Minnesota Vikings in 1976, White played eight years in the NFL and was a member of the Vikings' legendary "Purple People Eaters" defense.

WHITE'S CAREER DEFENSIVE STATS

Year	GP	UT-AT-TT	TFL	Sacks	INT	PBU	QBH	FF	FR	BK
1972	-	4-3-7	3	-	0	0	-	-	3	0
1973	-	22-4-26	1	-	0	0	-	-	1	0
1974	-	22-58-80	6	-	0	1	-	-	2	0
1975	-	38-48-86	9	-	0	0	-	-	0	0
Career	-	86-113-199	19	-*	0	1	-*	-*	6	0

* Category not tracked



1976

PHILLIP DOKES

DEFENSIVE TACKLE | LITTLE ROCK, AR

1976 College Football News All-America

Phillip Dokes instilled fear in the hearts of opponents, prowling along the Pokes' defensive front from 1974-76. He was a two-time All-Big Eight selection (1974, 1976) and was honored as an All-American by *College Football News* in 1976.

OSU's all-time career leader with 14 fumble recoveries, Dokes racked up 277 tackles in an OSU uniform. He turned in his best season in 1976 with 100 tackles after leading OSU with 92 tackles the previous year. The Cowboys earned a share of the Big Eight title in 1976.

Dokes was also a two-time academic all-conference selection (1974-75).

In 1976, Dokes played in the Blue-Gray Game and the Senior Bowl before being drafted by the Buffalo Bills in the first round.

DOKES' CAREER DEFENSIVE STATS

Year	GP	UT-AT-TT	TFL	Sacks	INT	PBU	QBH	FF	FR	BK
1973	-	22-15-37	8	-	0	2	-	-	1	0
1974	-	24-61-85	4	-	1	1	-	-	7	0
1975	-	44-48-92	16	-	1	1	-	-	1	0
1976	-	33-73-106	14	-	0	5	-	2	6	0
Career	-	123-197-320	42	-*	2	9	-*	2*	15	0

* Category not tracked until 1981 | ^ Not tracked until 1976



1976

DERREL GOFOURTH

CENTER | PARSONS, KS

1976 AFCA All-America

One of the most decorated offensive linemen in OSU history, Derrel Gofourth anchored the Oklahoma State offensive front from 1974-76. Twice chosen as an All-Big Eight performer (1975-76), Gofourth captured AFCA All-America honors in 1976.

Gofourth played in four all-star games, including the Blue-Gray Game, Hula Bowl, Senior Bowl and the Japan Bowl. He was a seventh-round selection of the Green Bay Packers in 1977.

The Parsons, Kan., native spent six seasons with the Packers before moving on to the Chargers in 1983 and 1984.



1978

JOHN CORKER

LINEBACKER | MIAMI, FL

1978 Associated Press All-America

This linebacker was everywhere for Oklahoma State from 1976-79. John Corker finished his four years in Stillwater as the Cowboys' all-time leading tackler and a 1978 Associated Press All-American.

Corker is the lone Cowboy to post four seasons with at least 100 tackles. In his sophomore and junior seasons, he racked up 132 and 130, respectively. He was recognized as the Big Eight defensive player of the year in 1978 to become the first OSU player to win the honor.

As a freshman, the Miami, Fla., native posted 111 tackles and helped lead the Pokes to a Tangerine Bowl victory over Brigham Young.

Corker was a fifth-round draft choice of the Houston Oilers in 1980. He spent three seasons in Houston before playing the 1988 season for Green Bay.

CORKER'S CAREER DEFENSIVE STATS

Year	GP	UT-AT-TT	TFL	Sacks	INT	PBU	QBH	FF	FR	BK
1976	-	42-79-121	4.0	-	3	6	-	5	0	0
1977	-	53-79-132	4.0	-	2	5	-	4	1	0
1978	-	40-90-130	4.0	-	0	5	-	2	2	0
1979	-	35-78-113	2.0	-	0	3	-	3	2	0
Career	-	170-326-496	14.0	-*	5	19	-*	14	5	0

* Category not tracked until 1981



1981

RICKY YOUNG

LINEBACKER | CHICAGO, IL

1981 Associated Press All-America

Ricky Young followed John Corker as OSU's dominant linebacker.

Young was a three-time All-Big Eight selection. In 1980, he was the Big Eight player of the year after the Chicago native posted 146 tackles. Young then earned All-America honors in 1981 following a season in which he collected 128 tackles.

Young was a 12th-round draft choice of the Chicago Bears in 1982.

YOUNG'S CAREER DEFENSIVE STATS

Year	GP	UT-AT-TT	TFL	Sacks	INT	PBU	QBH	FF	FR	BK
1978	-	16-39-55	0.0	-	0	1	-	2	0	0
1979	-	56-100-156	10.0	-	2	1	-	4	3	0
1980	-	26-102-128	9.0	-	0	2	-	2	1	0
1981	-	27-95-122	6.0	2.0	0	3	-	2	2	0
Career	-	125-336-461	25.0	2.0*	2	7	-*	12	6	0

* Category not tracked until 1981



1982

ERNEST ANDERSON

RUNNING BACK | ORANGE, TX

1982 Walter Camp All-America

Ernest Anderson burst onto the national scene in 1982 to lead the nation in rushing while earning All-America honors from the Walter Camp Foundation. He ran for 1,877 yards during his All-America season for what was, at the time, the fifth best season in NCAA history. He broke the 1,000-yard mark just five games into the year to become the first Big Eight player to accomplish the feat.

Anderson tied a Big Eight record with four 200-yard games in 1982 and had 58 carries for more than 10 yards.



ALL-AMERICANS

A preseason All-America and Heisman hopeful in 1983, Anderson struggled with injuries his senior season but still helped lead the Cowboys to a Bluebonnet Bowl appearance and victory.

He ended his career with 3,780 rushing yards to rank behind only Terry Miller on OSU's career rushing chart when he left campus.

ANDERSON'S CAREER RUSHING STATS

Year	G	Att.	Yds.	TD	Long	Avg.	Avg./G
1979	-	7	48	1	17	6.9	-
1980	-	103	438	4	32	4.2	-
1981	-	129	678	1	34	5.3	-
1982	-	353	1,877	8	74	5.3	-
Career		592	3,041	14	74	5.1	-

ANDERSON'S CAREER RECEIVING STATS

Year	G	Rec.	Yds	TD	Long	Avg.	Avg./G
1979	-	0	0	0	0	0.0	0.0
1980	-	9	88	0	21	9.8	-
1981	-	10	50	0	22	5.0	-
1982	-	21	103	1	18	4.9	-
Career	-	40	241	1	22	6.0	-



1982

GARY LEWIS

DEFENSIVE LINE | OKLAHOMA CITY, OK

1982 Associated Press All-America

Gary Lewis solidified the Cowboy defensive front from 1980 to 1982. The defensive tackle utilized his speed to disrupt the opposition's offense.

Lewis garnered Associated Press All-America honors during his senior season of 1982. He was also a two-time All-Big Eight performer in 1981 and 1982.

Lewis participated in the 1982 Blue-Gray Game and the Senior Bowl. He was a fifth round draft choice of New Orleans in 1983 and played one season for the Saints.

LEWIS'S CAREER DEFENSIVE STATS

Year	GP	UT-AT-TT	TFL	Sacks	INT	PBU	QBH	FF	FR	BK
1980	-	11-39-50	5.0	-	0	0	-	0	0	0
1981	-	30-66-96	18.0	14.0	2	0	-	3	2	1
1982	-	24-62-86	16.0	3.0	0	1	21	2	2	0
Career	-	65-167-232	39.0	17.0*	2	1	21*	5	4	1

* Category not tracked until 1981



1982

LARRY ROACH

KICKER | DALLAS, TX

Larry Roach's name is peppered throughout the Oklahoma State record book. He was a three-time All-Big Eight selection and an All-America performer in 1982.

The Dallas native is sixth on OSU's all-time scoring chart with 296 points and his 69 field goals are the most ever by a Cowboy. His five field goals against Missouri in 1982 are also a school record.

Roach kicked the longest field goal in OSU history, a 56-yarder against Kansas in 1981.

ROACH'S CAREER KICKING STATS

Year	FGM-A	XP-A	1-19	20-29	30-39	40-49	50-99	Lg	Blk
1981	19-28	14-15	1-1	5-6	6-7	4-8	3-6	56	0
1982	15-25	20-22	0-0	4-4	5-7	6-12	0-2	45	1
1983	19-28	24-29	0-0	10-11	6-9	3-3	0-5	49	1
1984	16-24	30-34	1-1	4-4	4-5	6-11	1-3	52	0
Career	69-105	88-100	2-2	23-25	21-28	19-34	4-16	56	2



1984

ROD BROWN

DEFENSIVE BACK | GAINESVILLE, TX

1984 AFCA All-America
1984 Walter Camp All-America

Roaming the Oklahoma State secondary from 1981-84, Rod Brown achieved Walter Camp and AFCA All-America status and All-Big Eight status in 1984.

The fleet-of-foot, hard-hitting Brown picked off six passes in 1984, helping the Cowboys to a national ranking as high as No. 3 as well as a Gator Bowl win over South Carolina. The bowl win capped the first 10-win season in OSU history.

In 1984, Brown also racked up 50 tackles, eight pass deflections, one sack and recovered one fumble.

During his career, Oklahoma State went 29-16-2 and participated in three bowl games, including two wins.

BROWN'S CAREER DEFENSIVE STATS

Year	GP	UT-AT-TT	TFL	Sacks	INT	PBU	QBH	FF	FR	BK
1981	-	1-0-1	0.0	0.0	0	1	1	0	0	1
1982	-	26-24-50	0.0	0.0	2	9	0	0	0	0
1983	-	18-21-39	1.0	1.0	4	3	4	0	1	0
1984	-	26-24-50	1.0	1.0	6	8	3	1	1	0
Career	-	71-69-140	2.0	2.0	12	21	8	1	2	1



1988

HART LEE DYKES

RECEIVER | BAY CITY, TX

1988 Consensus All-America (AP, Sporting News,
Walter Camp)


From 1985-88, Hart Lee Dykes electrified Cowboy crowds, catching nearly every pass within his reach and earning Walter Camp, *The Sporting News*, UPI and AP All-America honors.

The wideout left OSU as not only the top pass catcher in Cowboy history, but tops in the history of the Big Eight Conference.

In his career, Dykes caught 224 passes for 3,510 yards. His 1,441 receiving yards in 1988 set a Big Eight record, as did his 31 career touchdown receptions.

Dykes played on one of the most prolific offenses in history as OSU averaged 48.7 points and 530.4 yards of total offense per game in 1988.

In his four years, OSU teams went 36-11 and went to three bowl games.



Hart Lee Dykes

Dykes was a first-round draft choice of the New England Patriots in 1989, the 16th-overall selection. Debilitating knee injuries cut his career short after just two seasons and 26 games in the NFL.

DYKES' CAREER RECEIVING STATS

Year	G	Rec.	Yds	TD	Long	Avg.	Avg./G
1985	6	16	205	1	31	12.8	34.2
1986	11	60	814	7	46	13.6	74.0
1987	12	64	1050	8	48	16.4	87.5
1988	12	84	1441	15	73	17.2	120.1
Career	41	224	3510	31	73	15.7	85.6



1990

GERALD HUDSON

RUNNING BACK | WAXAHACHIE, TX

1990 Associated Press All-America

Gerald Hudson continued a long line of great running backs at OSU in 1990.

He became the fourth Cowboy to lead the nation in rushing after pounding out 1,642 yards in 1990. Hudson led the Pokes in rushing in 1989 and 1990 and amassed 2,924 rushing yards in his career.

Hudson was chosen in the ninth round by the Minnesota Vikings in the 1991 NFL Draft.

HUDSON'S CAREER RUSHING STATS

Year	G	Att.	Yds.	TD	Long	Avg.	Avg./G
1988	11	49	372	3	48	7.6	33.8
1989	8	187	910	2	60	4.9	113.8
1990	11	279	1642	10	68	5.9	149.3
Career	30	515	2924	15	68	5.7	97.5



ALL-AMERICANS



1997
ALONZO MAYES
TIGHT END | OKLAHOMA CITY, OK

1997 Unanimous All-America

Alonzo Mayes provided a large target for OSU quarterbacks during his stint in Stillwater. Mayes, a 6-5, 265-pound tight end, caught passes for the Pokes from 1994-97.

The Oklahoma City Douglass product and two-time All-Big 12 selection hauled in 92 passes in his career, which was the most ever for an OSU tight end at the time. During his Walter Camp All-America season of 1997, Mayes caught 29 passes for 424 yards and seven touchdowns. He was also an All-America selection by the Football Writers Association of America, *The Sporting News* and the *Associated Press*.

Mayes was selected in the fourth round by the Chicago Bears in the 1998 NFL Draft. He was traded to the Miami Dolphins during the 2000 season and played through 2002.

MAYES' CAREER RECEIVING STATS

Year	G	Rec.	Yds	TD	Long	Avg.	Avg./G
1994	1	1	15	1	15	15.0	15.0
1995	11	32	421	4	27	13.2	38.3
1996	10	30	512	3	53	17.1	51.2
1997	7	29	424	7	37	14.6	60.6
Career	29	92	1372	15	53	14.9	47.3



2004
SAM MAYES
OFFENSIVE LINE | AUSTINTOWN, OHIO

2004 *Sporting News* All-America

Sam Mayes anchored OSU's offensive line throughout most of his college career. He was one of the building blocks that served as the foundation for head coach Les Miles as he elevated OSU's program during his tenure in Stillwater.

Mayes was OSU's lone first-team All-Big 12 selection in 2004 and his career culminated with his selection as a first-team All-American by *The Sporting News*.

Mayes played on three bowl teams at OSU (Houston, Cotton, Alamo) and his physical play typified the Cowboy offensive attack and philosophies of the era.



2008
DEZ BRYANT
WIDE RECEIVER | LUFKIN, TX

2008 Consensus All-America
(AFCA, AP, *Sporting News*, *Walter Camp*)

Dez Bryant's sizzling sophomore season made him a consensus All-America selection as a receiver and the runner-up for the Biletnikoff Award. He was also recognized as the Big 12's special teams player of the year thanks to his efforts in the return game.

Bryant finished second nationally with 19 touchdown receptions, establishing a then-OSU record in the process. He was third nationally with 114 receiving yards per game and second in America in scoring (9.7 points per contest). He was third nationally with 17.9 yards per punt return, including two touchdowns. He scored 128 points and amassed 1,480 receiving yards in 2008.

A native of Lufkin, Texas, Bryant was electrifying with the ball in his hands, posting a staggering 17.5 yards per touch as a sophomore in 2008.

He was a first-round pick of the Dallas Cowboys in 2010.

BRYANT'S CAREER RECEIVING STATS

Year	G	Rec.	Yds	TD	Long	Avg.	Avg./G
2007	12	43	622	6	39	14.5	51.8
2008	13	87	1480	19	80	17.0	113.8
2009	3	17	323	4	46	19.0	107.7
Career	28	147	2425	29	80	16.5	86.6

BRYANT'S CAREER RETURN STATS

Year	KR	Yds	TD	Long	Avg.	PR	Yds	TD	Long	Avg.
2007	0	0	0	0.0	2	15	0	9	7.5	
2008	4	100	0	33	25.0	17	305	2	78	17.9
2009	2	43	0	25	21.5	3	111	1	82	37.0
Career	6	143	0	33	23.8	22	431	3	82	19.6



2009
RUSSELL OKUNG
OFFENSIVE LINE | HOUSTON, TX

2009 Unanimous All-America

A four-year starter and two-time All-Big 12 selection, Okung capped his stellar career as a unanimous All-America selection while being named a semi-finalist for the Lombardi and a finalist for the Outland trophy. He started the final 47 games of his career for the second best streak in OSU history while becoming the most decorated offensive lineman ever at Oklahoma State.

Twice during his career, Okung held the nation's sack leader without a sack and in one instance, without a single tackle (vs. Indiana in the Insight Bowl). He played on four bowl teams and paved the way for three different Cowboys to reach 1,000 rushing yards in a season. During Okung's career, Oklahoma State led its conference in rushing for the first four times in school history and ranked among the nation's leaders in fewest quarterback sacks allowed.

Oklahoma State won 18 games over the final two years of his career, which ended with OSU's appearance in the 2010 AT&T Cotton Bowl.

Okung was a first-round pick of the Seattle Seahawks (sixth overall) in the 2010 NFL Draft and went on to become an NFL Pro Bowler.



2010
DAN BAILEY
KICKER | MUSTANG, OK

2010 *Associated Press* All-America

Dan Bailey joined the OSU football program as a walk-on in 2007 and left the school in 2010 as a first-team All-American, the winner of the Lou Groza Award (presented to the nation's top kicker), the Big 12 special teams player of the year and as the school's all-time leading scorer.

In 2010, Bailey set a then-NCAA record for points scored by a kicker in a single season with 149. He converted on 27 of 31 field goal attempts and 68 of 70 extra points.


He kicked a walk-off game winner against Texas A&M and his 370 points were not only the best in OSU history (breaking the 22-year-old record held by Barry Sanders), but it was also the fifth-best total in Big 12 history at the time.

He set an OSU record with 182 straight converted extra points and his 27 field goals as a senior were also a school record. He was the nation's second-leading scorer as a senior with 11.46 points per game.

He was named a first-team All-American by *Scout.com* and a second-teamer by *Associated Press*.

BAILEY'S CAREER KICKING STATS

Year	FGM-A	XP-A	1-19	20-29	30-39	40-49	50-99	Lg	Blk
2007	2-4	20-20	0-0	2-2	0-0	0-2	0-0	28	0
2008	15-19	65-65	2-2	9-10	2-2	2-3	0-2	45	0
2009	13-18	46-46	0-0	5-5	4-5	3-6	1-2	51	1
2010	27-31	68-70	0-0	9-9	7-9	8-9	3-4	52	0
Career	57-72	199-201	2-2	25-26	13-16	13-20	4-8	52	1





ALL-AMERICANS



2011

LEVY ADCOCK

OFFENSIVE LINE | CLAREMORE, OK

2011 Consensus All-America (AFCA, AP, FWAA, Walter Camp)

Levy Adcock was a consensus All-American in 2011, earning first-team honors from the American Football Coaches Association and the Football Writers Association of America, second-team honors from Walter Camp and third-team honors from the *Associated Press*.

Standing 6-foot-6, weighing 322 pounds and exceptionally athletic for his size, Adcock was the most well-known member of an OSU offensive line that paved the way for two of the best offensive units in school history in 2010 and 2011.

In two seasons starting on the offensive line and registering well over 1,000 snaps of game action, Adcock allowed only 1.5 sacks despite the fact that the Cowboys ranked among the national leaders in pass attempts during his time on the line.



2011

GRANT GARNER

OFFENSIVE LINE | MESQUITE, TX

2011 *Associated Press All-America*

The 2011 Big 12 Offensive Lineman of the Year, Grant Garner was a first-team All-American by *SI.com* and was a third-team All-American by the *Associated Press* during that same season.

The leader of the Cowboy offensive line from his center position, Garner was generally thought of as one of the key cogs on one of the nation's most feared offenses in both 2010 and 2011.

He was a finalist for the 2011 Rimington Award, which is given to the nation's most outstanding center, and he did it with steady leadership and a tremendous knowledge of the game.

Garner consistently graded out as OSU's top offensive lineman during a 2011 season that saw him pave the way for quarterback Brandon Weeden and receiver Justin Blackmon to both emerge as viable Heisman candidates and running back Joseph Randle to rank among the national leaders in touchdowns scored.



2011

MARKELLE MARTIN

SAFETY | WICHITA FALLS, TEXAS

2011 AFCA All-America

Fearful throughout his career as one of the most punishing hitters in the Big 12, Markelle Martin was a first-team All-American by the American Football Coaches Association after serving as the ringleader of the Cowboy defense in 2011.

A three-year starter for the Cowboys, Martin never ranked among the nation's statistical leaders in any individual category, but stats aren't what built his reputation. Martin was known for devastating opposing players when they wandered into his territory.

With Martin serving as a starting safety, the Cowboys won a share of the Big 12 South title in 2010 before winning the conference crown outright in 2011. The intimidation factor that Martin possessed helped OSU to lead the nation in turnovers forced from 2010-11. The Cowboys ranked seventh in the nation in pass efficiency defense and were 12th nationally in red zone defense during Martin's All-America season.

MARTIN'S CAREER DEFENSIVE STATS

Year	G	UA-AT-TT	TFL	PD	FF	FR	BK
2008	11	2-2-4	0.0-0	4	0	0	1
2009	11	39-7-46	1.0-1	11	0	0	0
2010	13	49-6-55	2.0-6	13	0	0	0
2011	13	55-19-74	5.5-12	11	2	1	0
Career	48	145-34-179	8.5-19	39	2	1	1



2013

JUSTIN GILBERT

CORNERBACK | HUNTSVILLE, TEXAS

2013 Consensus All-America (FWAA, Walter Camp, AP)

One of the fastest players ever to suit up for Oklahoma State, Justin Gilbert was a key figure in one of the most successful eras in Cowboy football history. Gilbert was a finalist for the Thorpe Award presented to the nation's top defensive back in 2013 and finished his career with six kickoff returns for touchdowns - a mark that ranked just one shy of the NCAA record.

Gilbert came to OSU as a heavily-recruited prospect out of high school and made an immediate impact by returning two kickoffs for touchdowns as a true freshman in 2010. His breakthrough year came in 2011, when he cracked into the starting lineup, intercepted five passes, returned two more kickoffs for touchdowns and was the Defensive MVP of the Tostitos Fiesta Bowl.

Gilbert became one of the most respected defensive players in the Big 12 during his senior year of 2013, intercepting seven passes and returning two of them for touchdowns. He earned first-team all-conference honors by both the coaches and the *Associated Press* to go with first-team All-America honors from the Football Writers Association of America and the Walter Camp Football Foundation and second-team All-America honors by the *Associated Press*.

GILBERT'S CAREER DEFENSIVE STATS

Year	GP	UT-AT-TT	TFL	Sacks	INT	PBU	QBH	FF	FR	BK
2010	12	16-2-18	0	0	0	1	0	1	0	0
2011	13	47-12-59	1.0	0	5	10	0	0	1	0
2012	13	56-7-63	2.0	0	0	9	0	1	0	0
2013	13	37-5-42	0	0	7	7	1	0	0	0
Career	51	156-26-182	3.0	0	12	27	1	2	1	0

GILBERT'S CAREER RETURN STATS

Year	GP	KR	Yds	Avg	TD	Long	PR	Yds	Avg	TD	Long
2010	12	26	698	26.8	2	93	8	55	6.9	0	50
2011	13	26	703	27.0	2	100	0	0	0	0	0
2012	13	32	827	25.8	1	96	0	0	0	0	0
2013	13	18	453	25.2	1	100	0	0	0	0	0
Career	51	102	2681	26.3	6	100	8	55	6.9	0	50



2015

EMMANUEL OGBAH

DEFENSIVE END | HOUSTON, TEXAS

2015 *Sporting News All-America*

A first team All-America selection by *The Sporting News* and a second team honoree by both the Walter Camp Football Foundation and *USA Today*, Emmanuel Ogbah was a dominant force in 2015, racking up Big 12 Defensive Player of the Year honors from both the *Associated Press* and the league's coaches after leading the league in both sacks and tackles for loss.

A unanimous first-team All-Big 12 honoree, Ogbah ranked fourth in the nation with 13.0 sacks in 2015 and finished the season as the NCAA's active career leader with 28.0 sacks, despite playing only three seasons.

His 19 quarterback hurries in 2015 not only set a school record, but it more than doubled the previous mark of eight.

Ogbah was the most dominant defensive player on an Oklahoma State team that won 10 games and went to the Sugar Bowl.

OGBAH'S CAREER DEFENSIVE STATS

Year	GP	UT-AT-TT	TFL	Sacks	INT	PBU	QBH	FF	FR	BK
2013	13	15-5-20	5.5	4.0	0	0	4	0	1	0
2014	13	37-12-49	17.0	11.0	0	5	3	1	0	0
2015	13	45-19-64	17.5	13.0	0	4	19	3	2	0
Career	39	97-36-133	40.0	28.0	0	9	26	4	3	0



AWARDS AND HONORS

NATIONAL AWARD WINNERS

COLLEGE FOOTBALL HALL OF FAME

- Bob Fenimore
- Jimmy Johnson (coach)
- Barry Sanders
- Thurman Thomas
- Lynn "Pappy" Waldorf (coach)

HEISMAN TROPHY

- Barry Sanders, 1988

MAXWELL AWARD

- Barry Sanders, 1988

WALTER CAMP PLAYER OF THE YEAR

- Barry Sanders, 1988

BILETNIKOFF AWARD

- Justin Blackmon, 2010
- Justin Blackmon, 2011

LOU GROZA AWARD

- Dan Bailey, 2010

RAY GUY AWARD

- Matt Fodge, 2008

FWAA EDDIE ROBINSON NATIONAL COACH OF THE YEAR


- Mike Gundy, 2011

PAUL "BEAR" BRYANT COLLEGE COACH OF THE YEAR

- Mike Gundy, 2011

AMERICAN FOOTBALL MONTHLY NATIONAL COACH OF THE YEAR

- Mike Gundy, 2011



Barry Sanders' 1988 season was the greatest Heisman season of all time.

CONFERENCE AWARD WINNERS

CONFERENCE PLAYER OF THE YEAR

Offense

- 1976 Terry Miller, RB
- 1977 Terry Miller, RB
- 1985 Thurman Thomas, RB
- 1987 Thurman Thomas, RB
- 1988 Barry Sanders, RB
- 2010 Justin Blackmon, WR

Defense

- 1978 John Corker, LB
- 1980 Ricky Young, LB (UPI)
- 1984 Leslie O'Neal, DT (AP)
- 2015 Emmanuel Ogbah, DE (AP, Coaches)

Special Teams

- 2008 Dez Bryant, PR
- 2010 Dan Bailey, K
- 2011 Quinn Sharp, P/K
- 2012 Quinn Sharp, P/K (Co-POY)

CONFERENCE

OFFENSIVE LINEMAN OF THE YEAR

- 2009 Russell Okung, LT
- 2011 Grant Garner, C

CONFERENCE

DEFENSIVE LINEMAN OF THE YEAR

- 2014 Emmanuel Ogbah, DE

CONFERENCE NEWCOMER OF THE YEAR

Offense

- 1986 Mike Gundy, QB
- 1992 Shannon Culver, WR
- 1994 Andre Richardson, RB
- 2005 Mike Hamilton, RB
- 2006 Adarius Bowman, WR
- 2014 Tyreek Hill, RB

Defense

- 1992 Keith Burns, LB
- 2012 Calvin Barnett, DT

CONFERENCE FRESHMAN OF THE YEAR

Offense

- 1994 Andre Richardson, RB
- 1997 Tony Lindsay, QB
- 2012 J.W. Walsh, QB

Defense

- 2006 Andre Sexton, S
- 2010 Shaun Lewis, LB (co)

CONFERENCE COACH OF THE YEAR

- 1979 Jimmy Johnson
- 1984 Pat Jones (UPI)
- 1992 Pat Jones (AP)
- 1997 Bob Simmons
- 2002 Les Miles (AP)
- 2010 Mike Gundy

ALL-MISSOURI VALLEY CONFERENCE

- 1926 Hal Weisinger, G
- 1929 Wilmoth Nemechek, T
- Jack Asher Baker, RB
- 1930 Jack Asher Baker, RB
- Bill Oates, OL
- 1931 Bill Oates, OL
- Hayden Trigg, RB
- 1932 Jim Turner, OL
- Leon Bruner, WR
- Clarence Highfill, QB
- Ross Hall, RB
- 1933 Lester List, OL
- Ross Hall, RB
- Jim Tichenor, OL
- Carl Rigney, WR
- 1934 Jim Tichenor, OL
- Lester List, OL
- L.B. Asbury, WR
- Gordon DuPree, RB
- 1935 L.B. Asbury, WR
- 1936 L.B. Asbury, WR
- Dormer Browning, OL
- 1939 Edward Moore, WR
- Pete Rivers, RB
- 1940 Sonny Liles, OL
- Jim Reynolds, RB
- 1941 Hugh Swink, T
- Sonny Liles, G
- 1942 Lloyd Arms, T
- Al Seanland, DB
- 1945 J.C. Colhouer, OL
- Neill Armstrong, E
- Bob Fenimore, RB



AWARDS AND HONORS

1946 Neill Armstrong, E
Bob Fenimore, RB

1948 Charles Shaw, T
Wayne Burrow, G
D. Meisenheimer, G
William Long, WR
Bill Grimes, B
Robert Meinert, B

1949 Charles Shaw, T
Clayton Davis, G
Alex Loyd, E
Jack Hartman, B

1950 Bob Cook, B

1951 George Wooden, E

1952 F.A. Dry, C
Lew Zeigler, T

1953 Bob LaRue, E
Dale Meinert, T
Bill Bredder, B
Earl Lunsford, B

1954 Bob LaRue, E
Dale Meinert, T

1955 Chester Spencer, E

1956 Jim Wood, E

ALL-BIG EIGHT

(First-team selections)

1960 Harold Beaty, T

1964 Jack Jacobson, E

1965 Walt Garrison, RB
Charles Harper, G

1966 Dennis Randall, T
J. B. Christian, G

1967 Harry Cheatwood, QB/HB
Jon Kolb, OL

1968 Jon Kolb, OL
John Little, MG

1969 John Little, MG
Benny Goodwin, HB
Jerry Sherk, T
John Ward, T

1970 Hermann Eben, WR

1972 Cleveland Vann, LB
Daryl Stewart, DB

1973 Cleveland Vann, LB
Alvin Brown, S
Barry Price, DT

1974 Phillip Dokes, DL
Cliff Parsley, P

1975 Derrel Gofourth, C
Terry Miller, RB
Cliff Parsley, P

1976 Daria Butler, DE
Abby Daigle, K
Phillip Dokes, DT
Derrel Gofourth, C
Terry Miller, RB
Cliff Parsley, P

1977 Terry Miller, RB
Daria Butler, DE

1978 John Corker, LB

1979 Worley Taylor, RB
Reggie Richardson, OL
Rick Antle, DE
Ricky Young, LB

1980 Dean Prater, DT
Ricky Young, LB

1981 Larry Roach, K
Pete DiClementi, DB
Ricky Young, LB
Gary Lewis, DT

1982 Gary Lewis, DT
Mike Green, LB
Ernest Anderson, RB
Larry Roach, K

1983 Leslie O'Neal, DL
John Conway, P
Chris Rockins, DB
Shawn Jones, RB
Kevin Igo, OL

1984 Leslie O'Neal, DL
Ralph Partida, OL
Rodney Harding, DE
Larry Roach, K
Matt Monger, LB
Paul Blair, OL
Mark Moore, S
Rod Brown, S

1985 Thurman Thomas, RB
Mark Moore, S
Leslie O'Neal, DL
Mike Hudson, S
Paul Blair, OL

1986 Hart Lee Dykes, WR
Mark Moore, S
Thurman Thomas, RB

1987 Hart Lee Dykes, WR
Thurman Thomas, RB

1988 Barry Sanders, RB
Hart Lee Dykes, WR
Cary Blanchard, K
Chris Stanley, OL
Byron Woodard, OL

1989 Cary Blanchard, K
Curtis Mayfield, WR
Sim Drain, LB

1990 Cary Blanchard, K
Mike Clark, S
Gerald Hudson, RB
Stacey Sattenwhite, DL

1991 Stacey Sattenwhite, DL
Jason Gildon, DE

1992 Keith Burns, LB
Mike Woolridge, DE

1993 Keith Burns, LB
Jason Gildon, DE
Scott Tyner, P

1994 Rafael Denson, RB
Greg Ivy, P

1995 David Thompson, RB
R.W. McQuarters, DB
Greg Ivy, P

ALL-BIG 12

1996 First Team
Alonzo Mayes, TE
Second Team
David Thompson, RB
Andre Richardson, KR
Third Team
Jason Davis, P

1997 First Team
Alonzo Mayes, TE
Jamal Williams, DL
Kevin Williams, DB
R.W. McQuarters, DB
R.W. McQuarters, PR
Second Team
Josh Henson, OL
Kenyatta Wright, LB
Third Team
Jamaal Fobbs, RB
Jason Davis, P

1998 Second Team
Nathan Simmons, RB
Jeremy Offutt, OL
Adam Davis, OL
Kenyatta Wright, LB
Third Team
Ricky Thompson, DB

1999 Second Team
Marcellus Rivers, TE
Third Team
Josh Lind, OL
Kenyatta Wright, LB
Terrance Richardson, PR

2000 Second Team
Jamaal Fobbs (KR)
Third Team
Josh Lind, OL
Reggie White, RB
Juqua Thomas, DE

2001 First Team
Chris Massey, KR
Second Team
Rashaun Woods, WR
Luke Phillips, K

2002 First Team
Rashaun Woods, WR
Kevin Williams, DL
Second Team
Tatum Bell, RB
Third Team
Luke Phillips, K
Chris Massey, KR/DB

2003 First Team
Rashaun Woods, WR
Greg Richmond, LB
Darrent Williams, DB
Second Team
Billy Bajema, TE
Sam Mayes, OL
Third Team
Vernand Morency, RB

2004 First Team
Sam Mayes, OL
Second Team
Vernand Morency, RB
D'Juan Woods, WR

2005 Second Team
D'Juan Woods, WR
Corey Hilliard, OL

2006 First Team
Adarius Bowman, WR
Corey Hilliard, OL
Second Team
Victor DeGrate, DE
Matt Fodge, P

2007 First Team
Dantrell Savage, RB
Brandon Pettigrew, TE
Second Team
Adarius Bowman, WR
David Koenig, OL
Nathan Peterson, DE

2008 First Team
Dez Bryant, WR
Kendall Hunter, RB
Russell Okung, OL
Second Team
Matt Fodge, P
Andre Sexton, LB
Jacob Lacey, DB

2009 First Team
Perrish Cox, DB
Russell Okung, OL
Keith Toston, RB
Bryant Ward, RB
Second Team
Perrish Cox, KR/PR

2010 First Team
Levy Adock, OL
Dan Bailey, K
Justin Blackmon, WR
Kendall Hunter, RB
Orie Lemon, LB
Andrew McGee, CB
Quinn Sharp, P
Bryant Ward, FB
Brandon Weeden, QB
Second Team
Ugo Chinasa, DE

2011 First Team
Justin Blackmon, WR
Levy Adcock, OL
Grant Garner, OL
Quinn Sharp, P & K
Jamie Blatnick, DE
Markelle Martin, S
Brodrick Brown, CB
Second Team
Brandon Weeden, QB
Joseph Randle, RB
Kye Staley, FB
Josh Cooper, WR
Justin Gilbert, CB



AWARDS AND HONORS

2012 First Team
Joseph Randle, RB
Lane Taylor, OL
Josh Stewart, WR
Calvin Barnett, DT
Quinn Sharp, P & K
Second Team
Kye Staley, FB
Shaun Lewis, LB
Justin Gilbert, KR/PR

2013 First Team
Parker Graham, OL
Calvin Barnett, DT
Shaun Lewis, LB
Justin Gilbert, CB
Second Team
Clint Chelf, QB
Kye Staley, FB
Josh Stewart, WR
Josh Stewart, KR/PR
Tyler Johnson, DE
Caleb Lavey, LB
Daytawion Lowe, S

2014 First Team
Emmanuel Ogbah, DE
Tyreek Hill, All-Purpose

2015 First Team
Blake Jarwin, TE
Emmanuel Ogbah, DE
Kevin Peterson, CB
Second Team
Jimmy Bean, DE
Jordan Sterns, S
James Washington, WR

Sept. 9, 2013 J.W. Walsh, QB
Oct. 28, 2013 Desmond Roland, RB
Nov. 4, 2013 Clint Chelf, QB
Nov. 25, 2013 Clint Chelf, QB
Sept. 29, 2014 Daxx Garman, QB
Oct. 5, 2015 Mason Rudolph, QB
Nov. 2, 2015 James Washington, WR
Nov. 9 Mason Rudolph, QB

Defense

Oct. 6, 1997 Trent Alexander, SS
Nov. 24, 1997 Ricky Thompson, DB
Sept. 7, 1998 Troy West, LB
Nov. 17, 2001 Darrent Williams, CB
Nov. 23, 2001 Marcus Jones, SS
Oct. 19, 2002 Kevin Williams, DT
Nov. 29, 2002 Paul Duren, LB
Oct. 30, 2006 Nathan Peterson, DE
Nov. 19, 2007 Nathan Peterson, DE
Oct. 13, 2008 Andre Sexton, LB
Nov. 16, 2009 Perrish Cox, CB
Oct. 4, 2010 Ugo Chinasa, DE
Nov. 15, 2010 Orié Lemon, LB
Oct. 17, 2011 Jamie Blatnick, DE
Oct. 24, 2011 Shaun Lewis, LB
Sept. 2, 2013 Caleb Lavey, LB
Oct. 7, 2013 Shaun Lewis, LB
Nov. 18, 2013 Justin Gilbert, CB
Nov. 25, 2013 Daytawion Lowe, S
Sept. 2, 2014 Emmanuel Ogbah, DE
Dec. 8, 2014 Larry Stephens, S
Sept. 28, 2015 Emmanuel Ogbah, DE
Oct. 12, 2015 Emmanuel Ogbah, DE
Nov. 2, 2015 Emmanuel Ogbah, DE
Nov. 9, 2015 Chad Whitener, LB

Special Teams

Sept. 1, 1997 Jason Davis, P
Oct. 6, 1997 R.W. McQuarters, PR
Oct. 13, 1997 Tim Sydnies, PK
Nov. 24, 1997 R.W. McQuarters, PR
Sept. 13, 1999 Tim Sydnies, PK
Nov. 15, 1999 Terrance Richardson, PR
Nov. 22, 1999 Terrance Richardson, PR
Nov. 23, 2001 Luke Phillips, K
Oct. 6, 2003 Darrent Williams, PR
Nov. 17, 2003 Luke Phillips, PK
Nov. 24, 2003 Cole Farden, P
Sept. 13, 2004 Darrent Williams, PR
Sept. 20, 2004 Darrent Williams, PR
Oct. 4, 2004 Jason Ricks, PK
Oct. 11, 2004 Cole Farden, P
Nov. 15, 2004 Prentiss Elliott, KR
Sept. 4, 2006 Perrish Cox, KR
Sept. 18, 2006 Matt Fodge, P
Oct. 6, 2008 Dez Bryant, PR
Sept. 8, 2009 Perrish Cox, KR
Sept. 14, 2009 Dez Bryant, PR
Sept. 6, 2011 Quinn Sharp, P/K
Sept. 19, 2011 Justin Gilbert, KR
Oct. 15, 2012 Quinn Sharp, P/K
Oct. 29, 2012 Quinn Sharp, P/K

Nov. 12, 2012 Justin Gilbert, KR
Nov. 19, 2012 Zack Craig, SS
Sept. 16, 2013 Josh Stewart, PR
Oct. 7, 2013 Ben Grogan, PK
Oct. 21, 2013 Josh Stewart, PR
Nov. 11, 2013 Justin Gilbert, KR
Oct. 13, 2014 Tyreek Hill, KR
Dec. 8, 2014 Tyreek Hill, PR
Sept. 28, 2015 Ben Grogan, K
Oct. 12, 2015 Zach Sinor, P
Nov. 9, 2015 Zach Sinor, P

1977 Joe Avanzini
1978 Scott Burk
Jerry Winchester
1979 Terry Suellentrop
1980 Mark Cromer
Doug Freeman
1981 Doug Freeman
John Doerner
1982 Doug Freeman
Matt Monger
1983 Ralph Partida
Matt Monger
1984 Ralph Partida
Matt Monger
1985 John Washington
Jim Krebs
1986 Tony Wilkins
1988 Vance Vice
Chris Jensen
Mike Aboussie
1989 Vance Vice
Stacey Satterwhite
1990 Chris Smith
Brad McCone
Mark Walker
Barry Vincent
Stacey Satterwhite
Ruben Oliver
Kevin Blake
1991 Stacey Satterwhite
Brad McCone
Barry Vincent
1992 Rafael Denson
Brad McCone
Bryan Fugett
1994 Rafael Denson
Lawson Vaughn
Derek Leinen
1995 Lawson Vaughn
Derek Leinen
1996 First Team
Ryan Cambern
Clint Metcalf
Lindsey Sherrer
Nathan Simmons
Matt Thompson
Zachary Warner
1997 First Team
Nathan Simmons
Andrew Golembiewski
Clint Metcalf
Lindsey Sherrer
1998 First Team
Trent Alexander
Blaine Cook
Andrew Golembiewski
Taber LeBlanc
Clint Metcalf
Lindsey Sherrer
Nathan Simmons

ACADEMIC AWARDS

ACADEMIC ALL-CONFERENCE

1958 Dick Soergel
1959 Gerald Benn
1960 Gerald Benn
Harold Beaty
Jim Elliott
1961 Ben Kraybill
1962 Rodney Replogle
Don Derrick
Bobby Adcock
Billy Parent
1963 Glenn Baxter
1964 Walt Garrison
Roddy Cutsinger
1965 Jim Click
1966 Jerry Philpott
J. B. Christian
"Happy" Settle
1967 Jerry Philpott
Bruce Pieratt
Doug Cathey
Bill Young
1969 Tom Dearing
Bob Cutburth
1970 Joe Crews
Lee Stover
1971 Randall Jones
Barry Price
Joe Crews
1972 Barry Price
Doug Tarrant
Lee Stover
1973 Tom Wolf
Mike Terry
Barry Price
1974 Tom Wolf
Phillip Dokes
1975 Phillip Dokes
Brent Robinson
Joe Avanzini
Cliff Parsley
1976 Sam Lisle
Jim Ledford
Skip Taylor
Joe Avanzini

BIG 12 PLAYER OF THE WEEK

Offense

Sept. 16, 1996 David Thompson, RB
Nov. 24, 1996 David Thompson, RB
Sept. 1, 1997 Tony Lindsay, QB
Oct. 6, 1997 Tony Lindsay, QB
Nov. 18, 2000 Aso Pogi, QB
Nov. 16, 2002 Josh Fields, QB
Nov. 29, 2002 Rashaun Woods, WR
Sept. 8, 2003 Tatum Bell, RB
Sept. 22, 2003 Rashaun Woods, WR
Oct. 20, 2003 Tatum Bell, RB
Sept. 6, 2004 Vernand Morency, RB
Nov. 14, 2005 Mike Hamilton, RB
Oct. 16, 2006 Adarius Bowman, WR
Oct. 15, 2007 Dantrell Savage, WR
Sept. 8, 2008 Dez Bryant, WR
Oct. 19, 2009 Hubert Anyiam, WR
Sept. 7, 2010 Kendall Hunter, RB
Sept. 20, 2010 Brandon Weeden, QB
Oct. 18, 2010 Justin Blackmon, WR
Nov. 8, 2010 Brandon Weeden, QB
Sept. 26, 2011 Brandon Weeden, QB
Nov. 7, 2011 Brandon Weeden, QB
Nov. 12, 2012 Josh Stewart, WR



AWARDS AND HONORS

1999 First Team
Blaine Cook
Kyle Eaton
Andrew Golembiewski
Patrick Hullum
Russ Schwetmann
Lindsay Sherrer
Nathan Simmons

2000 First Team
Seth Condley
Kyle Eaton
Dustin Vanderhoof

2001 First Team
Kyle Eaton
Thomas Glapion
Chris Gray
Mark Milosevich
Dustin Vanderhoof
John Wohlgemuth
Second Team
Geoff Beaulieu
Chris Calcagni
Clay Coe
Clint Gillispie

2002 First Team
Billy Bajema
Paul Duren
Kyle Eaton
Jon Hayhurst
Adonis Brewer
John Wohlgemuth
Second Team
Saul Talley
Dustin Vanderhoof

2003 First Team
Billy Bajema
Paul Duren
Vernon Grant
Darnell Smith
Josh Wheeler
Second Team
Brent Baisden
Luke Phillips
Freddie Sinclair
Antonio Smith
Mike Williams
Charlie Johnson
Daniel McLemore
Jamar Ransom
Caleb Noble

2004 First Team
Billy Bajema
Paschal Smith
Robert Jones
Darnell Smith
John Wohlgemuth
Second Team
Clay Coe
Jacob Dressen
Paul Duren
Adam Gourley
Jon Holland
Preston McIntyre
Donovan Woods

2005 First Team
Brian Jeffries
Jared McCoy
Caleb Noble
Darnell Smith
Second Team
Adam Gourley

2006 First Team
Zach Allen
Cortney Billingsley
Seb Clements
Matt Fodge
Steve Mocco
Alex Odiari
Cole Reynolds
Darnell Smith
Second Team
Brady Bond
Clint Coe
John Johnson
Seth Newton
Andre Sexton

2007 First Team
Seb Clements
Clint Coe
Cole Reynolds
Second Team
Zach Allen
DeMarcus Conner
Jon Morris
B.J. O'Connor
Nathan Peterson
Bobby Reid
Dantrell Savage
Al'Darius Thompson

2008 First Team
Zac Allen
Jamie Blatnick
Seb Clements
Jared Glover
Andrew Lewis
Second Team
Jeremy Broadway
Dez Bryant
Shane Jarka
Nick Martinez

2009 First Team
Brodrick Brown
Mark Chesnut
Shane Jarka
Victor Johnson
Andrew Lewis
Lane Taylor
Second Team
Cooper Bassett
Jamie Blatnick
Chris Donaldson
Kendall Hunter

2010 First Team
Anthony Hill
Patrick Hoog
Andrew Hudson
Charlie Moore
Bryant Ward
Brandon Weeden
Second Team
Shane Jarka
David Paulsen

2011 First Team
Brandon Weeden
Jamie Blatnick
Isaiah Anderson
Caleb Lavey
Charlie Moore
Connor Sinko
Second Team
Parker Graham
Deion Imade
Teddy Johnson

2012 First Team
Isaiah Anderson
Parker Graham
Wes Harlan
Teddy Johnson
Caleb Lavey
Charlie Moore
Connor Sinko
Second Team
Cooper Bassett
Alex Elkins
Evan Epstein
Deion Imade
Shaun Lewis
Jeremy Seaton
Andrew Suter

2013 First Team
Clint Chelf
Parker Graham
Ashton Lampkin
Caleb Lavey
Shaun Lewis
Charlie Moore
Michael Reichenstein
Connor Sinko
Second Team
Trace Clark
Deion Imade
Teddy Johnson
Emmanuel Ogbah
Jeremy Seaton
Andrew Suter

2014 First Team
Trace Clark
Ben Grogan
Ryan Lester
Christian Schroeder
Jeremy Seaton
Kaleb Smith
Second Team
Derek Branson

Rennie Childs
Zachary Crabtree
Cameron Gravelle
Victor Irokansi
Elliott Jeffcoat
Teddy Johnson
Jerel Morrow

2015 First Team
Jordan Frazier
Chris Hardeman
Dylan Harding
Victor Irokansi
Blake Jarwin
Chris Lacy
Brad Lundblade
Cole Neph
Bryant Reber
Jeremy Seaton
Ryan Simmons
Kaleb Smith
Kirk Tucker
Second Team
Trace Clark
Kameron Doolittle
Tre Flowers
David Glidden
Ben Grogan
Jerel Morrow
Mason Rudolph
Zach Sinor
Chad Whitener

ACADEMIC ALL-AMERICA

(CoSIDA)

1954 Dale Meinert
1958 Jim Howard
1965 Jim Click
1972 Doug Tarrant
Tom Wolf
1973 Doug Tarrant
Tom Wolf
1974 Tom Wolf
1975 Joe Avanzini
1976 Skip Taylor
1977 Joe Avanzini
2000 Kyle Eaton
2002 Kyle Eaton
2004 Billy Bajema
2006 Darnell Smith
2013 Caleb Lavey

ACADEMIC ALL-DISTRICT

(CoSIDA)

1997 Nathan Simmons
1998 Nathan Simmons
2000 Kyle Eaton
2002 Billy Bajema
2002 Kyle Eaton
2002 John Wohlgemuth
2003 Billy Bajema

2003 Vernon Grant
2004 Billy Bajema
2004 Darnell Smith
2006 Darnell Smith
2013 Caleb Lavey
2015 Brad Lundblade

NATIONAL FOOTBALL FOUNDATION SCHOLAR-ATHLETE

1962 Rex Russell
1982 Doug Freeman
2002 Kyle Eaton
2004 Billy Bajema

NATIONAL POST-GRADUATE SCHOLARSHIP

1962 Rex Russell
(National Football Foundation)
1982 Doug Freeman
(National Football Foundation)
1983 Doug Freeman
(NCAA Postgraduate)

NATIONAL FOOTBALL FOUNDATION HONOR SOCIETY

(Beginning in 2006)

2006 Darnell Smith


LONGEST WIN STREAK

13	Nov. 11, 1944 - Sept. 28, 1946
12	Dec. 6, 2014-Nov. 21, 2015
11	Dec. 29, 2010 - Nov. 18, 2011
8	Dec. 31, 2007 - Oct. 25, 2008 Nov. 8, 1986 - Oct. 10, 1987 1933-34
7	Oct. 5, 2013 - Dec. 7, 2013 Sept. 6, 2003 - Oct. 25, 2003

LONGEST WIN STREAK (ONE SEASON)

10	Sept. 3 - Nov. 18, 2011
10	Sept. 3-Nov. 21, 2015
9	1945
7	Oct. 5 - Dec. 7, 2013 Aug. 30 - Oct. 25, 2008 Sept. 6 - Oct. 25, 2003
6	Aug. 30 - Oct. 11, 1997 Sept. 4 - Oct. 16, 2010 Oct. 3 - Nov. 7, 1959
5	Sept. 6-Oct. 11, 2014 Sept. 19-Oct. 31, 2009 Sept. 5 - Oct. 10, 1987 Oct. 20 - Nov. 17, 1984 1944 1933

LONGEST UNDEFEATED STREAK

14	Nov. 11, 1944 - Oct. 5, 1946
13	1931-32
12	Dec. 6, 2014-Nov. 21, 2015
11	Dec. 29, 2010 - Nov. 18, 2011
9	1933-34
8	Dec. 31, 2007 - Oct. 25, 2008 Nov. 8, 1986 - Oct. 10, 1987
7	Oct. 5, 2013 - Dec. 7, 2013 Sept. 6, 2003 - Oct. 25, 2003

LONGEST UNDEFEATED STREAK (ONE SEASON)

10	Sept. 3 - Nov. 18, 2011
10	Sept. 3-Nov. 21, 2015
9	1945
8	1932
7	Oct. 5 - Dec. 7, 2013 Aug. 30 - Oct. 25, 2008 Sept. 6 - Oct. 25, 2003
6	Aug. 30 - Oct. 11, 1997 Oct. 3 - Nov. 7, 1959 1933
5	Sept. 6-Oct. 11, 2014 Sept. 19-Oct. 31, 2009 Sept. 5 - Oct. 10, 1987 Oct. 20 - Nov. 17, 1984 1944 1933

LONGEST LOSING STREAK

9	Oct. 29, 1977 - Oct. 7, 1978
7	9 occasions, most recently, Sept. 23 - Nov. 11, 2000 Oct. 7 - Nov. 20, 1993

LONGEST LOSING STREAK (ONE SEASON)

7	Sept. 23 - Nov. 11, 2000 Oct. 7 - Nov. 20, 1993 1928 1920
---	--

LONGEST WINLESS STREAK

11	Sept. 7 - Nov. 23, 1991 1903-05
10	1919-20
9	Oct. 8, 1994 - Sept. 9, 1995 Oct. 29, 1977 - Oct. 7, 1978
8	1905-06

LONGEST WINLESS STREAK (ONE SEASON)

11	Sept. 7 - Nov. 23, 1991
8	1920
7	Sept. 23 - Nov. 11, 2000 Oct. 8 - Nov. 19, 1994 Oct. 7 - Nov. 20, 1993 1928

MOST CONSECUTIVE HOME WINS

10	Sept. 21, 2002 - Oct. 18, 2003
9	Oct. 20, 2012 - Dec. 7, 2013 1930-32 1911-13
8	Sept. 3, 2011-Sept. 29, 2012 Sept. 15, 1984 - Oct. 5, 1985
7	1939-40

MOST CONSECUTIVE ROAD WINS

11	1943-45
10	Oct. 8, 2010 - Nov. 18, 2011
6	Dec. 6, 2014-present
4	Nov. 15, 2008-Nov. 28, 2009 Nov. 8, 1986 - Oct. 24, 1987 Sept. 7 - Nov. 16, 1985 Sept. 17 - Oct. 29, 1983 Oct. 13 - Nov. 24, 1979 1941-42 1933-34

MOST CONSECUTIVE HOME LOSSES

7	Nov. 3, 1990 - Nov. 23, 1991
6	1946-48

MOST CONSECUTIVE ROAD LOSSES

15	1934-36
10	Nov. 12, 1977 - Oct. 6, 1979
8	Oct. 31, 1964 - Oct. 30, 1965 Dec. 1, 1962 - Sept. 19, 1964
7	1919-21

MOST CONSECUTIVE SHUTOUTS

4	1908
3	10 occasions, most recently from 1933-34

MOST CONSECUTIVE TIMES BEING SHUT OUT

7	1904-05
4	1934

MOST SHUTOUTS IN ONE SEASON

6	1924
5	6 occasions, most recently in 1932

MOST TIMES BEING SHUT OUT IN A SEASON

5	7 occasions, most recently in 1939
---	------------------------------------

MOST CONSECUTIVE 50-POINT GAMES

4	Sept. 6 - Oct. 4, 2008
3	Oct. 29 - Nov. 12, 2011
3	Sept. 10 - Oct. 1, 1988

MOST CONSECUTIVE 40-POINT GAMES

7	Sept. 10 - Oct. 29, 1988
4	4 occasions, most recently, Sept. 6 - Oct. 4, 2008

MOST CONSECUTIVE 30-POINT GAMES

22	Nov. 6, 2010 - Oct. 13, 2012
10	Sept. 12, 2015-present
10	Nov. 14, 1987 - Oct. 29, 1988
8	Oct. 20, 2012-present
7	Sept. 4, 2010 - Oct. 30, 2010
7	Sept. 6 - Oct. 25, 2003



100-YARD RUSHING GAMES

1945	241	Bob Fenimore vs. Arkansas	Jr.	1967	104	Jack Reynolds vs. Arkansas	Jr.	1977	189	Terry Miller vs. Tulsa	Sr.
	148	Bob Fenimore vs. Denver	Jr.		128	Larry Gosney vs. Iowa State	Jr.		132	Terry Miller vs. Arkansas	Sr.
	105	Bob Fenimore vs. SMU	Jr.		104	Jack Reynolds vs. Iowa State	Jr.		160	Terry Miller vs. UTEP	Sr.
	116	Bob Fenimore vs. Utah	Jr.						130	Harold Bailey vs. UTEP	So.
	178	Bob Fenimore vs. TCU	Jr.	1968	125	Ronnie Johnson vs. Colorado	Sr.		156	Terry Miller vs. Florida State	Sr.
	120	Jim Spavital vs. TCU	Fr.						139	Terry Miller vs. Colorado	Sr.
	120	Bob Fenimore vs. Oklahoma	Jr.	1969	101	Bub Deerinwater vs. Colorado	Sr.		118	Terry Miller vs. Kansas State	Sr.
1946	125	Bob Fenimore vs. St. Mary's (Ca.)	Sr.		122	Bub Deerinwater vs. Iowa State	Sr.		149	Terry Miller vs. Kansas	Sr.
1947	103	Jim Spavital vs. SMU	Jr.	1970	237	Bobby Cole vs. Iowa State	Jr.		116	Terry Miller vs. Nebraska	Sr.
1948	110	Bill Grimes vs. Wichita St.	Jr.		113	Jimmy Williams vs. Arkansas	So.		120	Terry Miller vs. Oklahoma	Sr.
	119	Bob Meinert vs. Denver	Sr.		118	Bobby Cole vs. Missouri	Jr.		246	Terry Miller vs. Missouri	Sr.
	141	Ken Roof vs. Temple	Jr.	1971	113	Bill Heilman vs. Missouri	Sr.		155	Terry Miller vs. Iowa State	Sr.
	111	Bob Meinert vs. Tulsa	Sr.		101	Bobby Cole vs. Colorado	Sr.	1978	128	Worley Taylor vs. Colorado	So.
	102	Jim Spavital vs. Oklahoma	Sr.		108	Bobby Cole vs. Iowa State	Sr.	1979	122	Worley Taylor vs. Wichita State	Jr.
1949	155	Ken Roof vs. Wichita State	Sr.	1972	173	Brent Blackman vs. UT-Arlington	Jr.		152	Terry Sullentrop vs. Missouri	So.
	133	John Grabko vs. Wichita State	So.		121	Fountain Smith vs. UT-Arlington	So.		116	Worley Taylor vs. Kansas	Jr.
1950	102	Bob Cook vs. Missouri	Sr.		140	Brent Blackman vs. Arkansas	Jr.		114	Terry Young vs. Kansas	So.
1951	108	Roy Dean Seeman vs. Wichita State	N/A		107	Brent Blackman vs. Missouri	Jr.		115	Worley Taylor vs. Colorado	Jr.
1952	133	Ronnie Bennett vs. Kansas	So.		128	George Palmer vs. Virginia Tech	So.		136	Worley Taylor vs. Kansas State	Jr.
1953	117	Bill Bredde vs. Arkansas	Sr.		116	Fountain Smith vs. Virginia Tech	So.		182	Worley Taylor vs. Iowa State	Jr.
	138	Dorsey Gibson vs. Houston	Sr.		109	George Palmer vs. Kansas	So.	1980	126	Ed Smith vs. Kansas	Sr.
	109	Earl Lunsford vs. Tulsa	So.		104	Brent Blackman vs. Kansas	Jr.		102	Ernest Anderson vs. San Diego State	Fr.
	135	Bill Bredde vs. Wyoming	Sr.		116	George Palmer vs. Kansas State	So.	1981	183	Shawn Jones vs. San Diego State	So.
1954	156	Earl Lunsford vs. Wichita State	Jr.		100	Fountain Smith vs. Kansas State	So.		135	Shawn Jones vs. Colorado	So.
	101	Earl Lunsford vs. Wyoming	Jr.		155	George Palmer vs. Iowa St	So.		139	Ernest Anderson vs. Kansas State	So.
1955	110	Harvey Romans vs. Arkansas	Sr.	1973	101	Brent Blackman vs. UT-Arlington	Sr.		111	Ernest Anderson vs. Oklahoma	So.
	107	Earl Lunsford vs. Houston	Sr.		132	Brent Blackman vs. So Illinois	Sr.	1982	220	Ernest Anderson vs. North Texas	Jr.
	133	Earl Lunsford vs. Kansas State	Sr.		141	Brent Blackman vs. Nebraska	Sr.		152	Ernest Anderson vs. Tulsa	Jr.
1956	124	Jim Wiggins vs. Detroit	So.		114	George Palmer vs. Colorado	Jr.		195	Ernest Anderson vs. Louisville	Jr.
1958	135	Duane Wood vs. Kansas State	Sr.	1974	102	Skip Taylor vs. Iowa State	Fr.		270	Ernest Anderson vs. Kansas	Jr.
	130	Forrest Campbell vs. Florida State	Sr.		120	George Palmer vs. Nebraska	Sr.		205	Ernest Anderson vs. Colorado	Jr.
1959	135	Jim Dillard vs. Tulsa	So.		152	George Palmer vs. Missouri	Sr.		227	Ernest Anderson vs. Missouri	Jr.
	104	Jim Dillard vs. Kansas	So.		144	George Palmer vs. Texas Tech	Sr.		175	Ernest Anderson vs. Kansas State	Jr.
1960	162	Chester Pittman vs. Kansas State	Sr.		128	Terry Miller vs. Wichita State	Fr.		160	Ernest Anderson vs. Iowa State	Jr.
	139	Jim Dillard vs. Colorado	Jr.		120	Ken Walker vs. Wichita State	Jr.		104	Ken Zachary vs. Iowa State	Fr.
1961	171	Jim Dillard vs. Tulsa	Sr.						146	Ernest Anderson vs. San Diego State	Jr.
1962	114	Don Derrick vs. Colorado	Jr.	1975	130	Terry Miller vs. Arkansas	So.	1983	160	Shawn Jones vs. Cincinnati	Jr.
1963	158	Walt Garrison vs. Tulsa	So.		107	Robert Turner vs. Arkansas	Jr.		203	Shawn Jones vs. Texas A&M	Jr.
1964	108	Walt Garrison vs. Iowa State	Jr.		122	Terry Miller vs. North Texas	So.		125	Shawn Jones vs. Nebraska	Jr.
	105	Walt Garrison vs. Tulsa	Jr.		108	Robert Turner vs. Texas Tech	Jr.		131	Ernest Anderson vs. Kansas	Sr.
	112	Walt Garrison vs. Nebraska	Jr.		107	Scott Burk vs. Nebraska	So.		114	Ernest Anderson vs. Missouri	Sr.
1965	130	Walt Garrison vs. Kansas	Sr.		112	Terry Miller vs. Kansas	So.		143	Ernest Anderson vs. Baylor	Sr.
	121	Walt Garrison vs. Nebraska	Sr.		103	Robert Turner vs. Kansas	Jr.	1984	137	Charles Crawford vs. Arizona State	So.
	173	Walt Garrison vs. Kansas State	Sr.		112	Terry Miller vs. Kansas State	So.		101	Shawn Jones vs. Arizona State	Sr.
1966	114	Jack Reynolds vs. Iowa State	So.		148	Robert Turner vs. Iowa State	Jr.		174	Shawn Jones vs. Tulsa	Sr.
	100	Jack Reynolds vs. Nebraska	So.		120	Terry Miller vs. Iowa State	So.		107	Charles Crawford vs. Colorado	So.
				1976	123	Terry Miller vs. North Texas	Jr.		206	Thurman Thomas vs. Kansas State	Fr.
					114	Robert Turner vs. North Texas	Sr.		101	Thurman Thomas vs. Missouri	Fr.
					137	Terry Miller vs. Colorado	Jr.		114	Shawn Jones vs. Bowling Green	Sr.
					159	Terry Miller vs. Oklahoma	Jr.		155	Thurman Thomas vs. South Carolina	Fr.
					228	Terry Miller vs. Missouri	Jr.	1985	237	Thurman Thomas vs. Washington	So.
					106	Skip Taylor vs. Missouri	Jr.		191	Thurman Thomas vs. North Texas	So.
					149	Terry Miller vs. Nebraska	Jr.		157	Thurman Thomas vs. Tulsa	So.
					221	Terry Miller vs. Kansas State	Jr.		201	Thurman Thomas vs. Colorado	So.
					199	Terry Miller vs. Iowa State	Jr.		213	Thurman Thomas vs. Kansas State	So.
					180	Charlie Weatherbie vs. UTEP	Sr.		172	Thurman Thomas vs. Missouri	So.
					110	Terry Miller vs. UTEP	Jr.		100	Thurman Thomas vs. Oklahoma	So.
					173	Terry Miller vs. BYU	Jr.				



100-YARD RUSHING GAMES

1986	132	Barry Sanders vs. Illinois State	Fr.	1995	128	David Thompson vs. Nebraska	Jr.	2005	104	Mike Hamilton at Florida Atlantic	RFr.
	170	Thurman Thomas vs. Kansas	Jr.		125	David Thompson vs. Tulsa	Jr.		194	Mike Hamilton vs. Texas	RFr.
1987	164	Thurman Thomas vs. Tulsa	Sr.		171	David Thompson vs. Missouri State	Jr.		161	Mike Hamilton vs. Texas Tech	RFr.
	164	Barry Sanders vs. Tulsa	So.		104	David Thompson vs. Tennessee	Jr.	2006	155	Mike Hamilton vs. Missouri State	So.
	111	Thurman Thomas vs. Houston	Sr.		181	David Thompson vs. Kansas State	Jr.		109	Keith Toston at Kansas State	Fr.
	193	Thurman Thomas vs. Wyoming	Sr.		171	Andre Richardson vs. Missouri	So.		134	Dantrell Savage vs. Texas A&M	Jr.
	119	Thurman Thomas vs. La.-Lafayette	Sr.		159	David Thompson vs. Colorado	Jr.		117	Dantrell Savage vs. Nebraska	Jr.
	110	Thurman Thomas vs. Colorado	Sr.		107	David Thompson vs. Kansas	Jr.		116	Dantrell Savage vs. Baylor	Jr.
	108	Thurman Thomas vs. Missouri	Sr.	1996	110	David Thompson vs. Texas Tech	Sr.		120	Dantrell Savage vs. Texas Tech	Jr.
	130	Thurman Thomas vs. Kansas State	Sr.		252	David Thompson vs. Tulsa	Sr.		112	Dantrell Savage vs. Alabama	Jr.
	105	Barry Sanders vs. Kansas State	So.		217	David Thompson vs. Utah State	Sr.	2007	125	Kendall Hunter vs. Troy	Fr.
	173	Thurman Thomas vs. Oklahoma	Sr.		156	David Thompson vs. Texas	Sr.		130	Dantrell Savage vs. Texas Tech	Sr.
	202	Thurman Thomas vs. Kansas	Sr.		158	David Thompson vs. Iowa State	Sr.		116	Zac Robinson vs. Texas Tech	So.
	116	Barry Sanders vs. Kansas	So.		173	Andre Richardson vs. Iowa State	Jr.		113	Kendall Hunter vs. Texas Tech	Fr.
	293	Thurman Thomas vs. Iowa State	Sr.		321	David Thompson vs. Baylor	Sr.		115	Dantrell Savage vs. Sam Houston St.	Sr.
	122	Barry Sanders vs. Iowa State	So.	1997	217	Jamaal Fobbs vs. La.-Lafayette	RFr.		110	Dantrell Savage vs. Texas A&M	Sr.
	157	Thurman Thomas vs. West Virginia	Sr.		106	Nathan Simmons vs. NE Louisiana	So.		212	Dantrell Savage vs. Nebraska	Sr.
1988	178	Barry Sanders vs. Miami (Ohio)	Jr.		126	Tony Lindsay vs. Texas	RFr.		124	Dantrell Savage vs. Kansas State	Sr.
	157	Barry Sanders vs. Texas A&M	Jr.		126	Tony Lindsay vs. Colorado	RFr.		109	Zac Robinson vs. Kansas State	So.
	304	Barry Sanders vs. Tulsa	Jr.		101	Jamaal Fobbs vs. Texas A&M	RFr.		103	Dantrell Savage vs. Texas	Sr.
	174	Barry Sanders vs. Colorado	Jr.		122	Jamaal Fobbs vs. Oklahoma	RFr.		106	Dantrell Savage vs. Kansas	Sr.
	189	Barry Sanders vs. Nebraska	Jr.	1998	161	Nathan Simmons vs. La.-Lafayette	Jr.		144	Zac Robinson vs. Baylor	So.
	154	Barry Sanders vs. Missouri	Jr.		158	Tony Lindsay vs. La.-Lafayette	So.		109	Dantrell Savage vs. Baylor	Sr.
	320	Barry Sanders vs. Kansas State	Jr.		148	Nathan Simmons vs. Mississippi St.	Jr.		108	Dantrell Savage vs. Oklahoma	Sr.
	215	Barry Sanders vs. Oklahoma	Jr.		104	Jamaal Fobbs vs. Mississippi St.	So.		100	Dantrell Savage vs. Indiana	Sr.
	312	Barry Sanders vs. Kansas	Jr.		114	Nathan Simmons vs. Nebraska	Jr.	2008	107	Kendall Hunter vs. Washington St.	So.
	121	Gerald Hudson vs. Kansas	Jr.	2000	187	Reggie White vs. Tulsa	Jr.		210	Kendall Hunter vs. Houston	So.
	293	Barry Sanders vs. Iowa St.	Jr.		130	Reggie White vs. Texas State	Jr.		148	Keith Toston vs. Missouri State	Jr.
	332	Barry Sanders vs. Texas Tech	Jr.		104	Reggie White vs. Texas	Jr.		138	Beau Johnson vs. Missouri State	Jr.
	222	Barry Sanders vs. Wyoming	Jr.		102	Reggie White vs. Missouri	Jr.		132	Kendall Hunter vs. Missouri State	So.
1989	102	Gerald Hudson vs. Tulsa	Jr.		112	Reggie White vs. Texas A&M	Jr.		169	Kendall Hunter vs. Troy	So.
	140	Gerald Hudson vs. Ohio State	Jr.		111	Reggie White vs. Baylor	Jr.		114	Keith Toston vs. Troy	Jr.
	157	Gerald Hudson vs. Texas Tech	Jr.	2001	117	Tatum Bell vs. Missouri	So.		154	Kendall Hunter vs. Missouri	So.
	148	Gerald Hudson vs. Wyoming	Jr.		109	Tatum Bell vs. Louisiana Tech	So.		161	Kendall Hunter vs. Texas	So.
	106	Vernon Brown vs. Wyoming	Jr.	2002	108	Vernand Morency vs. Louisiana Tech	Fr.		104	Kendall Hunter vs. Iowa State	So.
	151	Vernon Brown vs. Kansas State	Jr.		182	Tatum Bell vs. Nebraska	Jr.		112	Kendall Hunter vs. Texas Tech	So.
	138	Gerald Hudson vs. Missouri	Jr.		143	Tatum Bell vs. Texas A&M	Jr.		102	Kendall Hunter vs. Colorado	So.
	108	Gerald Hudson vs. Kansas	Jr.		165	Tatum Bell vs. Texas Tech	Jr.	2009	160	Jeremy Smith vs. Grambling St.	Fr.
1990	148	Gerald Hudson vs. Tulsa	Sr.		106	Tatum Bell vs. Baylor	Jr.		130	Keith Toston vs. Texas A&M	Sr.
	171	Gerald Hudson vs. Northern Iowa	Sr.		106	Tatum Bell vs. Oklahoma	Jr.		109	Keith Toston vs. Baylor	Sr.
	107	Gerald Hudson vs. TCU	Sr.		160	Tatum Bell vs. Southern Miss	Jr.		206	Keith Toston vs. Iowa State	Sr.
	145	Gerald Hudson vs. Oklahoma	Sr.	2003	215	Tatum Bell vs. Wyoming	Sr.		172	Keith Toston vs. Colorado	Sr.
	150	Gerald Hudson vs. Kansas State	Sr.		193	Tatum Bell vs. Missouri State	Sr.	2010	257	Kendall Hunter vs. Washington St.	Sr.
	255	Gerald Hudson vs. Missouri	Sr.		189	Vernand Morency vs. La.-Lafayette	So.		157	Kendall Hunter vs. Troy	Sr.
	178	Gerald Hudson vs. Kansas	Sr.		193	Tatum Bell vs. Kansas State	Sr.		101	Kendall Hunter vs. Texas A&M	Sr.
	264	Gerald Hudson vs. Iowa St.	Sr.		238	Tatum Bell vs. Texas Tech	Sr.		126	Kendall Hunter vs. Louisiana	Sr.
1991	103	Rafael Denson vs. Kansas State	Fr.		196	Tatum Bell vs. Texas A&M	Sr.		130	Kendall Hunter vs. Texas Tech	Sr.
1992	110	Rafael Denson vs. Indiana St.	So.		269	Vernand Morency vs. Kansas	So.		201	Kendall Hunter vs. Nebraska	Sr.
1993	155	David Thompson vs. Kansas	Fr.		227	Vernand Morency vs. Baylor	So.		143	Kendall Hunter vs. Kansas State	Sr.
1994	147	David Thompson vs. Northern Illinois	So.		122	Tatum Bell vs. Oklahoma	Sr.		116	Kendall Hunter vs. Texas	Sr.
	146	David Thompson vs. Tulsa	So.	2004	261	Vernand Morency vs. UCLA	Jr.		105	Kendall Hunter vs. Kansas	Sr.
	130	Andre Richardson vs. Missouri	Fr.		184	Vernand Morency vs. Tulsa	Jr.				
	155	David Thompson vs. Iowa State	So.		116	Vernand Morency vs. SMU	Jr.				
	121	Andre Richardson vs. Kansas	Fr.		143	Vernand Morency vs. Iowa State	Jr.				
	158	Andre Richardson vs. Kansas State	Fr.		165	Vernand Morency vs. Colorado	Jr.				
					111	Vernand Morency vs. Texas A&M	Jr.				
					173	Vernand Morency vs. Missouri	Jr.				
					100	Vernand Morency vs. Texas	Jr.				
					172	Seymore Shaw vs. Baylor	Sr.				
					108	Vernand Morency vs. Texas Tech	Jr.				



100-YARD RUSHING GAMES

2011	129	Joseph Randle vs. Louisiana	So.
	121	Joseph Randle vs. Arizona	So.
	128	Joseph Randle vs. Tulsa	So.
	140	Jeremy Smith vs. Texas	So.
	138	Joseph Randle vs. Missouri	So.
	152	Joseph Randle vs. Baylor	So.
	104	Herschel Sims vs. Baylor	Fr.
	109	Herschel Sims vs. Texas Tech	Fr.
	151	Joseph Randle vs. Oklahoma	So.
	119	Jeremy Smith vs. Oklahoma	So.
2012	107	Joseph Randle vs. Savannah St.	Jr.
	104	Desmond Roland vs. Savannah St.	So.
	123	Joseph Randle at Arizona	Jr.
	105	Joseph Randle vs. Louisiana	Jr.
	199	Joseph Randle vs. Texas	Jr.
	151	Joseph Randle vs. Iowa State	Jr.
	126	Joseph Randle vs. TCU	Jr.
	113	Joseph Randle at Oklahoma	Jr.
	139	Joseph Randle at Baylor	Jr.
2013	125	J.W. Walsh vs. Mississippi State	So.
	102	Jeremy Smith vs. Mississippi State	Sr.
	219	Desmond Roland at Iowa State	Jr.
	144	Desmond Roland vs. Oklahoma	Jr.
2014	102	Tyreek Hill at Kansas State	Jr.
	123	Desmond Roland vs. Washington	Sr.
2015	104	Chris Carson vs UTSA	Jr.

MOST 100-YARD RUSHING GAMES, SEASON

1.	12	Barry Sanders	1988
2.	11	Terry Miller	1977
		11 Thurman Thomas	1987
4.	10	Dantrell Savage	2007
5.	9	Kendall Hunter	2008
		9 Kendall Hunter	2010
		9 Vernand Morency	2004
		9 Ernest Anderson	1982
		9 Terry Miller	1976

MOST 100-YARD RUSHING GAMES, CAREER

1.	26	Terry Miller	1974-77
2.	22	Thurman Thomas	1984-87
3.	20	Kendall Hunter	2007-10
4.	18	David Thompson	1993-96
5.	17	Barry Sanders	1986-88
6.	15	Dantrell Savage	2006-07
		15 Gerald Hudson	1988-90
		15 Ernest Anderson	1980-83
9.	14	Joseph Randle	2010-12
		14 Tatum Bell	2000-03

CONSECUTIVE 100-YARD RUSHING GAMES

1.	19	Terry Miller	1976-77
2.	12	Barry Sanders	1988
3.	10	Dantrell Savage	2007

4.	7	Vernand Morency	2004
5.	6	Thurman Thomas	1987
6.	5	Kendall Hunter	2010
		5 Thurman Thomas	1987
		5 Ernest Anderson	1982
		5 Terry Miller	1976
		5 Bob Fenimore	1945

FRESHMAN 100-YARD RUSHING GAMES

1.	217	Jamaal Fobbs vs. La-Lafayette, 1997	RFr.
2.	206	Thurman Thomas vs. Kansas St., 1984	Fr.
3.	194	Mike Hamilton vs. Texas, 2005	RFr.
4.	161	Mike Hamilton vs. Texas Tech, 2005	RFr.
5.	160	Jeremy Smith vs. Grambling State, 2009	Fr.
6.	158	Andre Richardson vs. Kansas St., 1994	Fr.
7.	155	Thurman Thomas vs. South Carolina, 1984	Fr.
		155 David Thompson vs. Kansas, 1993	Fr.
9.	132	Barry Sanders vs. Illinois State, 1986	Fr.
10.	130	Andre Richardson vs. Missouri, 1994	Fr.
11.	128	Terry Miller vs. Wichita State, 1974	Fr.
12.	126	Tony Lindsay vs. Texas, 1997	RFr.
		126 Tony Lindsay vs. Colorado, 1997	RFr.
14.	125	Kendall Hunter vs. Troy, 2007	Fr.
15.	122	Jamaal Fobbs vs. Oklahoma, 1997	RFr.
16.	121	Andre Richardson vs. Kansas, 1994	Fr.
17.	120	Jim Spavital vs. TCU, 1945	Fr.
18.	113	Kendall Hunter vs. Texas Tech, 2007	Fr.
19.	109	Herschel Sims vs. Texas Tech, 2011	Fr.
		109 Keith Toston at Kansas State, 2006	Fr.
21.	108	Vernand Morency vs. La. Tech, 2002	Fr.
22.	104	Herschel Sims vs. Baylor, 2011	Fr.
		104 Ken Zachary vs. Iowa State, 1982	Fr.
		104 Mike Hamilton at Florida Atlantic, 2005	RFr.
25.	103	Rafael Denson vs. Kansas State, 1991	Fr.
26.	102	Skip Taylor vs. Iowa State, 1974	Fr.
		102 Ernest Anderson vs. San Diego St., 1980	Fr.
28.	101	Thurman Thomas vs. Missouri, 1984	Fr.
		101 Jamaal Fobbs vs. Texas A&M, 1997	RFr.

100-YARD RUSH DUO, SAME GAME (33)

Jim Spavital (120) and Bob Fenimore (178) vs. TCU, 1945
 Ken Roof (155) and John Grabko (133) vs. Wichita State, 1949
 Larry Gosney (128) and Jack Reynolds (104) vs. Iowa State, 1967
 Brent Blackman (173) and Fountain Smith (121) vs. UT-Arlington, 1972
 George Palmer (128) and Fountain Smith (116) vs. Virginia Tech, 1972
 George Palmer (109) and Brent Blackman (104) vs. Kansas, 1972
 George Palmer (116) and Fountain Smith (100) vs. Kansas St., 1972
 Terry Miller (128) and Ken Walker (120) vs. Wichita State, 1974
 Terry Miller (130) and Robert Turner (107) vs. Arkansas, 1975

Terry Miller (112) and Robert Turner (103) vs. Kansas, 1975
 Robert Turner (148) and Terry Miller (120) vs. Iowa State, 1975
 Terry Miller (123) and Robert Turner (114) vs. North Texas, 1976
 Terry Miller (228) and Skip Taylor (106) vs. Missouri, 1976
 Charlie Weatherbie (180) and Terry Miller (110) vs. UTEP, 1976
 Terry Miller (160) and Harold Bailey (130) vs. UTEP, 1977
 Worley Taylor (116) and Terry Young (114) vs. Kansas, 1979
 Ernest Anderson (160) and Ken Zachary (104) vs. Iowa State, 1982
 Charles Crawford (137) and Shawn Jones (101) vs. Arizona St., 1984
 Thurman Thomas (130) and Barry Sanders (105) vs. Kansas St., 1987
 Thurman Thomas (202) and Barry Sanders (116) vs. Kansas, 1987
 Thurman Thomas (293) and Barry Sanders (122) vs. Iowa State, 1987
 Barry Sanders (312) and Gerald Hudson (121) vs. Kansas, 1988
 Gerald Hudson (148) and Vernon Brown (106) vs. Wyoming, 1989
 Andre Richardson (173) and David Thompson (158) vs. Iowa St., 1996
 Nathan Simmons (161) and Tony Lindsay (158) vs. Louisiana, 1998
 Nathan Simmons (148) and Jamaal Fobbs (104) vs. Mississippi State, 1998
 Dantrell Savage (124) and Zac Robinson (109) vs. Kansas State, 2007
 Zac Robinson (144) and Dantrell Savage (109) vs. Baylor, 2007
 Kendall Hunter (169) and Keith Toston (114) vs. Troy, 2008
 Joseph Randle (152) and Herschel Sims (104) vs. Baylor, 2011
 Joseph Randle (151) and Jeremy Smith (119) vs. Oklahoma, 2011
 Joseph Randle (107) and Desmond Roland (104) vs. Savannah State, 2012
 J.W. Walsh (125) and Jeremy Smith (102) vs. Mississippi State, 2013

100-YARD RUSH TRIO, SAME GAME (2)

Dantrell Savage (130), Zac Robinson (116) and Kendall Hunter (113) vs. Texas Tech, 2007

Keith Toston (148), Beau Johnson (138) and Kendall Hunter (132) vs. Missouri State, 2008



100-YARD RECEIVING GAMES

1944	108	Cecil Hankins vs. West Texas	Sr.	1987	100	Hart Lee Dykes vs. Tulsa	Jr.	134	Rashaun Woods vs. Nebraska	Jr.		
	110	Cecil Hankins vs. Denver	Sr.		154	Hart Lee Dykes vs. Wyoming	Jr.	111	Rashaun Woods vs. Texas Tech	Jr.		
	141	Cecil Hankins vs. Tulsa	Sr.		114	Hart Lee Dykes vs. Colorado	Jr.	171	Rashaun Woods vs. Kansas	Jr.		
	114	Neill Armstrong vs. Norman Navy	So.		113	Hart Lee Dykes vs. Nebraska	Jr.	134	Rashaun Woods vs. Baylor	Jr.		
1946	120	Neill Armstrong vs. Tulsa	Jr.		107	Hart Lee Dykes vs. Missouri	Jr.	226	Rashaun Woods vs. Oklahoma	Jr.		
								164	Rashaun Woods vs. Southern Miss	Jr.		
1949	120	Don VanPool vs. TCU	Sr.	1988	175	Hart Lee Dykes vs. Miami (Ohio)	Sr.	2003	152	Rashaun Woods vs. Wyoming	Sr.	
	178	Alex Loyd vs. Kansas	Sr.		122	Hart Lee Dykes vs. Texas A&M	Sr.		232	Rashaun Woods vs. SMU	Sr.	
1951	103	George Wooden vs. Missouri	Sr.		125	Hart Lee Dykes vs. Nebraska	Sr.		118	Rashaun Woods vs. Kansas State	Sr.	
1963	105	Jack Jacobson vs. Nebraska	Jr.		135	Hart Lee Dykes vs. Missouri	Sr.		147	Rashaun Woods vs. Texas Tech	Sr.	
1967	117	Terry Brown vs. Missouri	Jr.		127	Hart Lee Dykes vs. Kansas State	Sr.		109	Rashaun Woods vs. Texas A&M	Sr.	
1968	127	Terry Brown vs. Kansas	Sr.		123	Hart Lee Dykes vs. Oklahoma	Sr.		125	Rashaun Woods vs. Baylor	Sr.	
	110	Terry Brown vs. Nebraska	Sr.		152	Hart Lee Dykes vs. Kansas	Sr.		223	Rashaun Woods vs. Ole Miss	Sr.	
1969	104	Bobby Cole vs. Kansas	So.		112	Hart Lee Dykes vs. Texas Tech	Sr.					
	179	Hermann Eben vs. Kansas State	Jr.		163	Hart Lee Dykes vs. Wyoming	Sr.	2004	128	D'Juan Woods vs. Oklahoma	So.	
	181	Hermann Eben vs. Oklahoma	Jr.	1989	208	Curtis Mayfield vs. Nebraska	Jr.		2005	108	D'Juan Woods vs. Arkansas St.	Jr.
1970	115	Hermann Eben vs. Arkansas	Sr.		153	Curtis Mayfield vs. Colorado	Jr.			125	D'Juan Woods vs. Missouri	Jr.
	126	Hermann Eben vs. Missouri	Sr.							186	D'Juan Woods at Baylor	Jr.
	149	Dick Graham vs. Nebraska	Jr.	1990	110	Curtis Mayfield vs. Florida	Sr.	2006	166	Adarius Bowman at Houston	Jr.	
	104	Hermann Eben vs. Kansas State	Sr.		117	Curtis Mayfield vs. Northern Iowa	Sr.		300	Adarius Bowman at Kansas	Jr.	
	142	Hermann Eben vs. Oklahoma	Sr.		100	Curtis Mayfield vs. TCU	Sr.					
1971	140	Dick Graham vs. Mississippi State	Sr.		113	Gerald Hudson vs. Kansas	Sr.	2007	135	Adarius Bowman vs. Florida Atlantic	Sr.	
1973	101	Reuben Gant vs. Kansas State	Sr.	1991	109	Robert Kirksey vs. Nebraska	Sr.		141	Adarius Bowman vs. Sam Houston St.	Sr.	
1975	114	Sam Lisle vs. Wichita State	Jr.		134	Bert Milliner vs. Iowa State	Jr.		142	Adarius Bowman vs. Texas A&M	Sr.	
1980	125	Mel Campbell vs. Washington	Sr.		130	Robert Kirksey vs. Kansas State	Sr.		100	Adarius Bowman vs. Nebraska	Sr.	
1981	130	Mark Cromer vs. Tulsa	Jr.	1992	131	Shannon Culver vs. Kansas	Jr.		108	Adarius Bowman vs. Texas	Sr.	
1982	103	Terry Young vs. Tulsa	Sr.		111	Rafael Denson vs. Missouri	So.		155	Dez Bryant vs. Kansas	Fr.	
	112	Terry Young vs. Colorado	Sr.	1993	105	Shannon Culver vs. Arizona State	Sr.		117	Dez Bryant vs. Indiana	Fr.	
1983	107	Jamie Harris vs. Texas A&M	Jr.	1994	113	Rafael Denson vs. North Texas	Sr.	2008	236	Dez Bryant vs. Houston	So.	
1984	104	Bobby Riley vs. Kansas	So.		106	Rafael Denson vs. Iowa State	Sr.		118	Dez Bryant vs. Troy	So.	
	141	Jamie Harris vs. Missouri	Jr.		106	Rafael Denson vs. Colorado	Sr.		106	Dez Bryant vs. Texas A&M	So.	
1985	131	Bobby Riley vs. Nebraska	Jr.	1995	125	Alonzo Mayes vs. Kansas	So.		212	Dez Bryant vs. Baylor	So.	
	115	Bobby Riley vs. Kansas State	Jr.	1996	149	Alonzo Mayes vs. Missouri	Jr.		171	Dez Bryant vs. Iowa State	So.	
	117	Bobby Riley vs. Missouri	Jr.	1997	126	Alonzo Mayes vs. Missouri	Sr.		167	Dez Bryant vs. Oregon	So.	
	104	Hart Lee Dykes vs. Florida State	Fr.	1998	106	Terance Richardson vs. Mississippi St.	Sr.	2009	161	Dez Bryant vs. Rice	Jr.	
1986	121	Hart Lee Dykes vs. Louisiana	So.		106	Ethan Howell vs. Texas	Jr.		119	Hubert Anyiam vs. Missouri	So.	
	121	Hart Lee Dykes vs. Kansas State	So.		104	Marcellus Rivers vs. Texas	RFr.	2010	125	Justin Blackmon vs. Wash. St.	So.	
	131	Hart Lee Dykes vs. Iowa State	So.	1999	107	Ethan Howell vs. Tulsa	Sr.		132	Justin Blackmon vs. Troy	So.	
				2001	139	Rashaun Woods vs. Southern Miss	So.		114	Josh Cooper vs. Troy	Jr.	
					111	Terrance Davis-Bryant vs. Iowa State	Sr.		174	Justin Blackmon vs. Tulsa	So.	
					109	Rashaun Woods vs. Colorado	So.		127	Justin Blackmon vs. Texas A&M	So.	
					109	Rashaun Woods vs. Texas Tech	So.		190	Justin Blackmon vs. Louisiana	So.	
					129	Rashaun Woods vs. Oklahoma	So.		207	Justin Blackmon vs. Texas Tech	So.	
									157	Justin Blackmon vs. Nebraska	So.	
				2002	126	Rashaun Woods vs. Louisiana Tech	Jr.		103	Josh Cooper vs. Nebraska	Jr.	
					175	Rashaun Woods vs. Northern Iowa	Jr.		173	Justin Blackmon vs. Baylor	So.	
					143	Rashaun Woods vs. UCLA	Jr.		101	Bo Bowling vs. Baylor	Sr.	
					113	John Lewis vs. UCLA	Sr.		145	Justin Blackmon vs. Texas	So.	
									130	Justin Blackmon vs. Kansas	So.	
									105	Justin Blackmon vs. Oklahoma	So.	
									117	Justin Blackmon vs. Arizona	So.	



100-YARD RECEIVING GAMES

2011	144	Justin Blackmon vs. Louisiana	Jr.
	112	Tracy Moore vs. Louisiana	Jr.
	128	Justin Blackmon vs. Arizona	Jr.
	123	Josh Cooper vs. Texas A&M	Sr.
	121	Justin Blackmon vs. Texas A&M	Jr.
	172	Justin Blackmon vs. Baylor	Jr.
	205	Justin Blackmon vs. Kansas State	Jr.
	146	Tracy Moore vs. Kansas State	Jr.
	106	Josh Cooper vs. Texas Tech	Sr.
	103	Justin Blackmon vs. Texas Tech	Jr.
	128	Josh Cooper vs. Iowa State	Sr.
	186	Justin Blackmon vs. Stanford	Jr.
2012	106	Tracy Moore at Arizona	Sr.
	105	Blake Jackson at Arizona	Jr.
	112	Blake Jackson vs. Louisiana	Jr.
	104	Josh Stewart vs. Louisiana	So.
	129	Charlie Moore vs. Iowa State	Jr.
	120	Josh Stewart vs. TCU	So.
	135	Charlie Moore at Kansas State	Jr.
	172	Josh Stewart vs. West Virginia	So.
	174	Isaiah Anderson vs. Texas Tech	Sr.
	150	Josh Stewart at Oklahoma	So.
	147	Josh Stewart at Baylor	So.
2013	127	Josh Stewart at West Virginia	Jr.
	141	Josh Stewart vs. TCU	Jr.
	126	Tracy Moore vs. Baylor	Sr.
	100	Tracy Moore vs. Missouri	Sr.
2014	131	Brandon Sheperd vs. Missouri State	Jr.
	130	Marcell Ateman vs. Texas Tech	So.
	114	James Washington at Baylor	Fr.
	156	Brandon Sheperd at Oklahoma	Jr.
2015	145	David Glidden vs. Central Arkansas	Sr.
	101	Marcell Ateman vs. Kansas State	Jr.
	100	James Washington vs. Kansas State	So.
	103	James Washington vs. Kansas	So.
	200	James Washington at Texas Tech	So.
	184	James Washington vs. TCU	So.
	132	Marcell Ateman at Iowa State	Jr.
	169	James Washington vs. Oklahoma	So.

100-YARD RECEIVING GAMES IN A SEASON

1. 12 Justin Blackmon, 2010
2. 9 Hart Lee Dykes, 1988
- 9 Rashaun Woods, 2002
3. 7 Justin Blackmon, 2011
- 7 Rashaun Woods, 2003
5. 6 Dez Bryant, 2008
6. 5 James Washington, 2015
- 5 Hart Lee Dykes, 1987
- 5 Adarius Bowman, 2007
- 5 Josh Stewart, 2012

100-YARD RECEIVING GAMES IN A CAREER

1. 20 Rashaun Woods, 2000-2003
2. 19 Justin Blackmon, 2009-11
3. 18 Hart Lee Dykes, 1985-1988
4. 9 Dez Bryant, 2007-2009
5. 7 Josh Stewart, 2011-13
- 7 Adarius Bowman, 2006-2007
7. 6 James Washington, 2014-15
- 6 Hermann Eben, 1968-1970
9. 5 Tracy Moore, 2010-13
- 5 Josh Cooper, 2008-11
- 5 Curtis Mayfield, 1987-90

CONSECUTIVE 100-YARD RECEIVING GAMES

1. 14 Justin Blackmon (2010-11)
2. 5 Rashaun Woods (2002)
- 5 Hart Lee Dykes (1988)
4. 4 Rashaun Woods (2001-02)
5. 3 James Washington (2015)
- 3 Justin Blackmon (2011)
- 3 Curtis Mayfield (1990)
- 3 Cecil Hankins (1944)
9. 2 Blake Jackson (2012)
- 2 Josh Stewart (2012)
- 2 Josh Cooper (2011)
- 2 Adarius Bowman (2007)
- 2 Rashaun Woods (2003)
- 2 Hart Lee Dykes (1988)
- 2 Hart Lee Dykes (1988)
- 2 Hart Lee Dykes (1987)
- 2 Hart Lee Dykes (1986)
- 2 Hart Lee Dykes (1985-86)
- 2 Bobby Riley (1985)
- 2 Terry Brown (1968)

FRESHMAN 100-YARD RECEIVING GAMES

1. 155 Dez Bryant vs. Kansas, 2007 Fr.
2. 117 Dez Bryant vs. Indiana, 2007 Fr.
3. 114 James Washington at Baylor, 2014 Fr.
4. 104 Marcellus Rivers vs. Texas, 1998 RFr.
- 104 Hart Lee Dykes vs. Florida St., 1985 Fr.

100-YARD RECEIVING DUOS, SAME GAME

1. Ethan Howell (106) and Marcellus Rivers (104) vs. Texas, 1998
2. Rashaun Woods (143) and Jon Lewis (113) vs. UCLA, 2002
3. Justin Blackmon (132) and Josh Cooper (114) vs. Troy, 2010
4. Justin Blackmon (157) and Josh Cooper (103) vs. Nebraska, 2010
5. Justin Blackmon (173) and Bo Bowling (101) vs. Baylor, 2010
6. Justin Blackmon (144) and Tracy Moore (112) vs. Louisiana, 2011
7. Josh Cooper (123) and Justin Blackmon (121) vs. Texas A&M, 2011
8. Justin Blackmon (205) and Tracy Moore (146) vs. Kansas State, 2011
9. Josh Cooper (106) and Justin Blackmon (103) vs. Texas Tech, 2011
10. Tracy Moore (106) and Blake Jackson (105) at Arizona, 2010
11. Blake Jackson (112) and Josh Stewart (104) vs. Iowa State, 2012
12. Marcell Ateman (101) and James Washington (100) vs. Kansas State, 2015



Rashaun Woods



300-YARD PASSING GAMES

300-YARD PASSING GAMES

1970	329	Tony Pounds vs. Nebraska	Jr.
1985	363	Ronnie Williams vs. Nebraska	So.
1987	325	Mike Gundy vs. Wyoming	So.
1989	429	Mike Gundy vs. Kansas	Sr.
	315	Mike Gundy vs. Iowa State	Sr.
2000	328	Aso Pogi vs. Iowa State	Fr.
	313	Aso Pogi vs. Colorado	Fr.
2002	354	Josh Fields vs. Kansas	So.
	357	Josh Fields vs. Oklahoma	So.
	310	Josh Fields vs. Southern Miss	So.
2003	320	Josh Fields vs. Texas Tech	Jr.
	307	Josh Fields vs. Ole Miss	Jr.
2005	351	Al Peña vs. Baylor	Jr.
2006	411	Bobby Reid vs. Kansas	So.
2007	430	Zac Robinson vs. Texas	So.
	302	Zac Robinson vs. Indiana	So.
2008	320	Zac Robinson vs. Houston	Jr.
	395	Zac Robinson vs. Iowa State	Jr.
	329	Zac Robinson vs. Oregon	Jr.
2010	348	Brandon Weeden vs. Troy	Jr.
	409	Brandon Weeden vs. Tulsa	Jr.
	351	Brandon Weeden vs. Louisiana	Jr.
	356	Brandon Weeden vs. Texas Tech	Jr.
	435	Brandon Weeden vs. Baylor	Jr.
	409	Brandon Weeden vs. Texas	Jr.
	389	Brandon Weeden vs. Kansas	Jr.
2011	388	Brandon Weeden vs. Louisiana	Sr.
	397	Brandon Weeden vs. Arizona	Sr.
	369	Brandon Weeden vs. Tulsa	Sr.
	438	Brandon Weeden vs. Texas A&M	Sr.
	338	Brandon Weeden vs. Missouri	Sr.
	502	Brandon Weeden vs. Kansas St.	Sr.
	423	Brandon Weeden vs. Texas Tech	Sr.
	476	Brandon Weeden vs. Iowa State	Sr.
	399	Brandon Weeden vs. Stanford	Sr.
2012	436	Wes Lunt at Arizona	Fr.
	347	J.W. Walsh vs. Louisiana	RFr.
	301	J.W. Walsh vs. Texas	RFr.
	415	J.W. Walsh vs. Iowa State	RFr.
	324	Wes Lunt vs. TCU	Fr.
	333	Clint Chelf at Baylor	Jr.

2013	326	J.W. Walsh at UTSA	So.
	322	J.W. Walsh at West Virginia	So.
	370	Clint Chelf vs. Baylor	Sr.
	377	Clint Chelf vs. Missouri	Sr.
2014	315	Daxx Garman vs. UTSA	Jr.
	370	Daxx Garman vs. Texas Tech	Jr.
2015	401	Mason Rudolph vs. Central Arkansas	So.
	437	Mason Rudolph vs. Kansas State	So.
	305	Mason Rudolph vs. Kansas	So.
	352	Mason Rudolph vs. TCU	So.
	327	Mason Rudolph at Iowa State	So.
	430	Mason Rudolph vs. Baylor	So.
	325	J.W. Walsh vs. Oklahoma	Sr.

400-YARD PASSING GAMES

1989	429	Mike Gundy vs. Kansas	Sr.
2006	411	Bobby Reid vs. Kansas	So.
2007	430	Zac Robinson vs. Texas	So.
2010	409	Brandon Weeden vs. Tulsa	Jr.
	435	Brandon Weeden vs. Baylor	Jr.
	409	Brandon Weeden vs. Texas	Jr.
2011	438	Brandon Weeden vs. Texas A&M	Sr.
	502	Brandon Weeden vs. Kansas State	Sr.
	423	Brandon Weeden vs. Texas Tech	Sr.
	476	Brandon Weeden vs. Iowa State	Sr.
2012	436	Wes Lunt at Arizona	Fr.
2015	401	Mason Rudolph vs. Central Arkansas	So.
	437	Mason Rudolph vs. Kansas State	So.
	430	Mason Rudolph vs. Baylor	So.



500-YARD PASSING GAMES

2011	502	Brandon Weeden vs. Kansas State	Sr.
------	-----	---------------------------------	-----

300-YARD PASSING GAMES IN A SEASON

1.	9	Brandon Weeden (2011)
2.	7	Brandon Weeden (2010)
3.	6	Mason Rudolph (2015)
4.	3	J.W. Walsh (2012)
	3	Zac Robinson (2008)
	3	Josh Fields (2002)
7.	2	Daxx Garman (2014)
	2	Clint Chelf (2013)
	2	J.W. Walsh (2013)
	2	Wes Lunt (2012)
	2	Zac Robinson (2007)
	2	Josh Fields (2003)
	2	Aso Pogi (2000)
	2	Mike Gundy (1989)

300-YARD PASSING GAMES, CAREER

1.	16	Brandon Weeden (2008-11)
2.	6	Mason Rudolph (2015-present)
3.	5	J.W. Walsh (2012-15)
	5	Josh Fields (2002-2003)
	5	Zac Robinson (2006-2009)
6.	3	Clint Chelf (2010-13)
	3	Mike Gundy (1985-1989)
8.	2	Daxx Garman (2013-14)
	2	Wes Lunt (2012)
	2	Aso Pogi (2000-02)

CONSECUTIVE 300-YARD PASSING GAMES

1.	4	Brandon Weeden (2011)
2.	3	Mason Rudolph (2015)
	3	Brandon Weeden (2011)
	3	Brandon Weeden (2010)
5.	2	Daxx Garman (2014)
	2	J.W. Walsh (2012)
	2	Brandon Weeden (2010)
	2	Brandon Weeden (2010)
	2	Josh Fields (2002)
	2	Aso Pogi (2000)

FRESHMAN 300-YARD PASSING GAMES

1.	328	Aso Pogi vs. Iowa State (2000)	Fr.
2.	313	Aso Pogi vs. Colorado (2000)	Fr.
3.	436	Wes Lunt at Arizona (2012)	Fr.
4.	347	J.W. Walsh vs. Louisiana (2012)	RFr.
5.	301	J.W. Walsh vs. Texas (2012)	RFr.
6.	415	J.W. Walsh vs. Iowa State (2012)	RFr.
7.	324	Wes Lunt vs. TCU (2012)	Fr.



OKLAHOMA STATE IN THE NCAA STATS - TEAM

SCORING OFFENSE

Year	Rank	Points	Average
1987	7th	374	34.0
1988	1st	522	47.5
2002	13th	446	34.3
2003	11th	467	35.9
2004	17th	387	32.3
2006	7th	458	35.2
2008	9th	530	40.8
2010	3rd	575	44.2
2011	2nd	633	48.7
2012	3rd	594	45.7
2013	14th	508	39.1
2015	14th	514	39.5

SCORING DEFENSE

Year	Rank	Points	Average
1983	9th	148	13.5
1984	5th	134	12.2
1985	15th	154	14.0
1997	20th	200	18.2
2013	19th	281	21.6

TOTAL OFFENSE

Year	Rank	Yards	Average
1944	14th	2,756	322.0
1945	3rd	3,836	420.4
1987	15th	4,637	421.6
1988	2nd	5,667	515.2
2006	16th	5,327	409.8
2007	7th	6,322	486.3
2008	6th	6,340	487.7
2010	3rd	6,763	520.2
2011	3rd	7,096	545.8
2012	4th	7,111	547.0

TOTAL DEFENSE

Year	Rank	Yards	Average
1974	10th	2,780	252.7
1981	9th	2,781	252.8
1984	8th	2,989	271.7
1985	14th	3,215	292.3
1997	14th	3,330	302.7
1999	10th	3,273	297.5

RUSHING OFFENSE

Year	Rank	Yards	Average
1945	4th	2,293	286.6
1972	4th	3,497	317.9
1973	12th	2,198	290.7
1976	10th	3,085	280.5
1988	5th	3,492	317.5
1990	19th	2,338	212.5
1997	10th	2,486	226.0
1998	19th	2,249	204.5
2003	11th	2,831	217.8
2004	12th	2,709	237.0
2006	7th	2,704	208.0
2007	8th	3,161	243.2
2008	8th	3,191	245.5

RUSHING DEFENSE

Year	Rank	Yards	Average
1960	12th	640	64.0
1967	4th	945	94.5
1974	11th	950	86.4
1985	6th	1,512	137.5
1986	5th	1,331	121.0
1997	20th	1,247	113.4
1998	20th	1,314	119.5
2009	11th	1,245	95.8

PASSING OFFENSE

Year	Rank	Yards	Average
1944	5th	1,008	125.0
1946	5th	1,478	147.8
1949	3rd	1,284	183.4
1951	9th	1,603	160.3
2010	2nd	4,496	345.8
2011	2nd	5,034	387.2
2012	7th	4,312	331.7
2015	7th	4,591	353.2

PASSING EFFICIENCY

Year	Rank	Rating
2004	18th	141.67
2007	15th	145.14
2008	5th	164.7
2010	12th	155.2
2011	7th	160.7
2012	18th	152.4
2015	17th	155.93

PASS EFFICIENCY DEFENSE

Year	Rank	Rating
2011	20th	114.65
2013	6th	104.56

PASSING YARDS PER COMPLETION

Year	Rank	Yds/Comp.
2014	19th	14.18
2015	17th	14.13

RED ZONE SCORING PCT. OFFENSE

Year	Rank	Pct.
2014	13th	90.5
2015	9th	91.7

RED ZONE SCORING PCT. DEFENSE

Year	Rank	Pct.
2009	7th	72.0
2011	12th	73.0
2013	7th	71.1

KICKOFF RETURNS

Year	Rank	Returns	Average
1986	15th	32	21.8
1987	1st	29	23.7
2001	3rd	36	26.8
2006	8th	50	24.6
2008	18th	59	23.9
2012	11th	46	25.0

KICKOFF RETURN DEFENSE

Year	Rank	Avg.
2013	18th	18.74

PUNT RETURNS

Year	Rank	Returns	Average
1955	16th	18	13.7
1956	13th	34	13.0
1963	2nd	15	16.3
1987	2nd	17	14.4
1997	2nd	32	16.3
1999	5th	45	15.1
2001	12th	23	13.3
2003	2nd	39	16.1
2004	10th	29	14.7
2008	2nd	20	18.4
2009	13th	27	13.3
2013	11th	30	13.6

PUNT RETURN DEFENSE

Year	Rank	Avg.
2014	10th	3.16

PUNTING

Year	Rank	Punts	Average
1945	4th	41	38.1
1956	10th	59	38.3
1962	13th	57	39.0
1971	2nd	77	45.5
1975	5th	58	44.9
1976	9th	62	39.9
1982	12th	56	40.0
1987	4th	39	41.7
1993	10th	77	42.9
1994	11th	65	43.4
1995	4th	67	44.0
1996	14th	60	43.3
1997	7th	51	40.8
2001	10th	63	39.5
2008	6th	37	39.1
2010	3rd	51	40.7
2011	20th	49	38.8
2012	3rd	44	40.9

BLOCKED KICKS

Year	Rank	Kicks Blocked
2013	10th	4
2014	1st	6

SACKS BY OSU

Year	Rank	Sacks
2006	12th	38
2015	6th	40

TACKLES FOR LOSS BY OSU

Year	Rank	TFL/Game
2006	8th	7.7
2013	16th	7.3
2014	13th	7.5
2015	18th	7.3

FEWEST SACKS ALLOWED

Year	Rank	Allowed
2006	19th	1.38
2007	3rd	0.85

2008	17th	1.23
2009	6th	0.85
2010	7th	0.77
2011	11th	0.92
2012	9th	0.92
2013	9th	1.08

3RD-DOWN CONVERSIONS

Year	Rank	Pct.
2007	9th	47.5
2011	8th	48.9

3RD-DOWN DEFENSE

Year	Rank	Pct.
2009	20th	34.0
2013	7th	31.0

TIME OF POSSESSION

Year	Rank	Average
2009	15th	31:50

FEWEST PENALTIES

Year	Rank	Penalties	PPG
2004	5	53	4.42

PASSES INTERCEPTED PER GAME

Year	Rank	INT	Avg.
2009	14th	18	1.4
2010	11th	19	1.5
2011	2nd	24	1.9
2013	3rd	21	1.6
2015	14th	17	1.3

FUMBLES RECOVERED

Year	Rank	Fum. Rec.
2013	15th	12
2015	20th	11

FEWEST FUMBLES LOST

Year	Rank	Fum. Lost
2013	7th	5
2014	9th	5
2015	9th	5

TURNOVER MARGIN

Year	Rank	Margin	Average
1997	6th	+13	1.18
2004	2nd	+15	1.42
2010	11th	+12	0.92
2011	1st	+21	1.62
2013	4th	+15	1.20
2015	4th	+13	1.00

TURNOVERS GAINED

Year	Rank	TOs
1997	14th	29
2009	11th	30
2010	5th	34
2011	1st	44
2013	5th	33
2015	9th	28



OKLAHOMA STATE IN THE NCAA STATS - INDIVIDUAL

SCORING

Year	Rank	Player	Points
1944	9th	Bob Fenimore	77
1945	13th	Bob Fenimore	72
1957	14th	Jim Wiggins	62
1959	11th	Tony Banfield	66
1976	4th	Terry Miller	114
1985	8th	Thurman Thomas	96
1987	3rd	Thurman Thomas	110
1988	1st	Barry Sanders	234
1988	10th	Cary Blanchard	100
2008	2nd	Dez Bryant	128
2010	2nd	Dan Bailey	149
2010	3rd	Justin Blackmon	132
2011	4th	Joseph Randle	156
2011	5th	Quinn Sharp	145
2012	2nd	Quinn Sharp	156

POINTS RESPONSIBLE FOR

Year	Rank	Player	PPG
2006	18th	Bobby Reid	13.4
2010	16th	Brandon Weeden	15.7
2011	8th	Brandon Weeden	17.85
2012	2nd	Quinn Sharp	12.00

RUSHING ATTEMPTS

Year	Rank	Player	Att.
1960	13th	Jim Dillard	153
1964	15th	Walt Garrison	176

1965	7th	Walt Garrison	217
1976	3rd	Terry Miller	314
1977	1st	Terry Miller	314
1982	1st	Ernest Anderson	353
1983	11th	Shawn Jones	225
1985	3rd	Thurman Thomas	327
1987	3rd	Thurman Thomas	283
1988	1st	Barry Sanders	373
1990	5th	Gerald Hudson	279
1996	8th	David Thompson	293
2004	12th	Vernand Morency	258
2008	14th	Kendall Hunter	241
2010	10th	Kendall Hunter	271
2012	16th	Joseph Randle	274

RUSHING YARDS

Year	Rank	Player	Yds.
1944	3rd	Bob Fenimore	899
1945	1st	Bob Fenimore	1,119
1953	12th	Earl Lunsford	748
1954	14th	Earl Lunsford	761
1965	12th	Walt Garrison	924
1976	5th	Terry Miller	1,541
1977	3rd	Terry Miller	1,744
1979	12th	Worley Taylor	944
1982	1st	Ernest Anderson	1,877
1985	4th	Thurman Thomas	1,553
1987	3rd	Thurman Thomas	1,613
1988	1st	Barry Sanders	2,628

1990	1st	Gerald Hudson	1,642
1995	14th	David Thompson	1,509
1996	8th	David Thompson	1,524
2004	8th	Vernand Morency	1,474
2007	17th	Dantrell Savage	1,272
2008	7th	Kendall Hunter	1,555
2010	9th	Kendall Hunter	1,548
2012	19th	Joseph Randle	1,417

RUSHING TD

Year	Rank	Player	TD
1976	1st	Terry Miller	23
1977	6th	Terry Miller	14
1985	5th	Thurman Thomas	15
1987	1st	Thurman Thomas	21
1988	1st	Barry Sanders	42
2003	12th	Tatum Bell	16
2004	14th	Vernand Morency	12
2008	13th	Kendall Hunter	16
2010	13th	Kendall Hunter	16
2011	4th	Joseph Randle	24

PASS ATTEMPTS

Year	Rank	Player	Att.
1959	14th	Dick Soergel	155
1962	16th	Mike Miller	180
1969	17th	Bob Cutburth	275
2010	6th	Brandon Weeden	511
2011	3rd	Brandon Weeden	565

PASS COMPLETIONS

Year	Rank	Player	Cmp.
1959	10th	Dick Soergel	93
2010	5th	Brandon Weeden	342
2011	2nd	Brandon Weeden	409

PASSING YARDS

Year	Rank	Player	Yds.
1944	8th	Bob Fenimore	997
1951	5th	Don Babers	1,352
1959	10th	Dick Soergel	1,102
1988	2nd	Mike Gundy	2,163
2002	15th	Josh Fields	3,145
2010	3rd	Brandon Weeden	4,277
2011	2nd	Brandon Weeden	4,727
2015	17th	Mason Rudolph	3,770

PASSING TD

Year	Rank	Player	TD
1959	16th	Dick Soergel	8
1969	10th	Bob Cutburth	16
1988	10th	Mike Gundy	19
2002	3rd	Josh Fields	31
2006	18th	Bobby Reid	24
2008	17th	Zac Robinson	25
2010	6th	Brandon Weeden	34
2011	4th	Brandon Weeden	37



Brandon Weeden was among America's top passers in 2010 and 2011.



OKLAHOMA STATE IN THE NCAA STATS - INDIVIDUAL

PASSING EFFICIENCY

Year	Rank	Player	Rating
1988	3rd	Mike Gundy	158.2
2002	15th	Josh Fields	140.31
2004	18th	Donovan Woods	142.6
2006	16th	Bobby Reid	148.1
2007	12th	Zac Robinson	149.0
2008	5th	Zac Robinson	166.8
2010	16th	Brandon Weeden	154.1
2011	9th	Brandon Weeden	159.7
2012	4th	J.W. Walsh	170.1

RECEPTIONS

Year	Rank	Player	Rec.
1968	17th	Terry Brown	54
1986	14th	Hart Lee Dykes	60
1987	16th	Hart Lee Dykes	61
1988	3rd	Hart Lee Dykes	84
2001	12th	Rashaun Woods	80
2002	4th	Rashaun Woods	107
2008	16th	Dez Bryant	87
2010	3rd	Justin Blackmon	111
2011	3rd	Justin Blackmon	122
2012	9th	Josh Stewart	101

RECEIVING YARDS

Year	Rank	Player	Yds
1943	1st	Neill Armstrong	317
1946	1st	Neill Armstrong	479
1949	2nd	Alex Lloyd	669
1951	9th	George Wooden	502
1970	13th	Hermann Eben	937
1986	16th	Hart Lee Dykes	814
1987	6th	Hart Lee Dykes	1,050
1988	2nd	Hart Lee Dykes	1,441
2001	20th	Rashaun Woods	1,023
2002	2nd	Rashaun Woods	1,695
2003	6th	Rashaun Woods	1,367
2006	10th	Adarius Bowman	1,181
2008	2nd	Dez Bryant	1,480
2010	2nd	Justin Blackmon	1,782
2011	4th	Justin Blackmon	1,522
2012	15th	Josh Stewart	1,210

RECEIVING TD

Year	Rank	Player	TD
1969	19th	Hermann Eben	7
1970	15th	Hermann Eben	7
1987	11th	Hart Lee Dykes	8
1988	2nd	Hart Lee Dykes	15
2001	12th	Rashaun Woods	10
2002	1st	Rashaun Woods	17
2003	3rd	Rashaun Woods	15
2006	7th	Adarius Bowman	12

2008	2nd	Dez Bryant	19
2010	1st	Justin Blackmon	20
2011	2nd	Justin Blackmon	18
2015	17th	James Washington	10

YARDS PER RECEPTION

Year	Rank	Player	Avg.
2014	20th	Brandon Sheperd	18.90
2015	10th	James Washington	20.51

TOTAL OFFENSE

Year	Rank	Player	Yds.
1944	1st	Bob Fenimore	1,758
1945	1st	Bob Fenimore	1,641
2007	19th	Zac Robinson	3,671
2008	16th	Zac Robinson	3,626
2010	7th	Brandon Weeden	4,209
2011	3rd	Brandon Weeden	4,625

ALL-PURPOSE YARDS**PER GAME**

Year	Rank	Player	Avg.
1990	15th	Gerald Hudson	151.55
1996	13th	David Thompson	159.00
2010	13th	Justin Blackmon	155.50
2014	11th	Tyreek Hill	150.92

TACKLES PER GAME

Year	Rank	Player	Avg.
2010	18th	Orie Lemon	10.23

SACKS

Year	Rank	Player	Avg.
2006	18th	Victor DeGrate	0.79
2014	15th	Emmanuel Ogbah	0.85
2015	4th	Emmanuel Ogbah	1.00

INTERCEPTIONS

Year	Rank	Player	Ints.
1959	5th	Tony Banfield	6
1961	5th	Jim Maisel	6
1964	13th	Jack Jacobson	6
1969	7th	John Gates	8
1972	9th	Alvin Brown	8
1983	7th	Adam Hinds	8
1984	11th	Rod Brown	6
1985	5th	Mark Moore	7
1991	12th	Scott Harmon	6
1997	10th	Kevin Williams	6
2003	13th	Darrent Williams	6
2011	13th	Brodrick Brown	5
2011	13th	Justin Gilbert	5
2013	2nd	Justin Gilbert	7

PASSES DEFENDED

Year	Rank	Player	Avg.
2003	3rd	Darrent Williams	2.1
2008	16th	Jacob Lacey	1.2
2009	1st	Perrish Cox	1.7
2011	3rd	Brodrick Brown	1.5

KICKOFF RETURN AVG

Year	Rank	Player	Avg.
1963	5th	Larry Elliott	21.8
1964	2nd	Larry Elliott	25.4
1965	13th	Larry Elliott	21.7
1970	10th	Dick Graham	26.4
1982	4th	Harry Roberts	26.9
1987	1st	Barry Sanders	31.6
2001	1st	Chris Massey	34.8
2006	13th	Grant Jones	27.2
2008	3rd	Perrish Cox	29.8
2011	12th	Justin Gilbert	27.0

KICKOFF RETURN TD

Year	Rank	Player	TD
2013	8th	Justin Gilbert	1
2014	2nd	Tyreek Hill	2

FIELD GOALS

Year	Rank	Player	FGs
1964	13th	Charles Durkee	6
1981	1st	Larry Roach	19
1983	10th	Larry Roach	18
1997	14th	Tim Sydnes	15
2001	17th	Luke Phillips	15
2010	2nd	Dan Bailey	27
2011	4th	Quinn Sharp	22
2012	1st	Quinn Sharp	28

FIELD GOALS PER GAME

Year	Rank	Player	Avg.
2001	17th	Luke Phillips	1.36
2010	2nd	Dan Bailey	2.08
2011	7th	Quinn Sharp	1.69
2012	1st	Quinn Sharp	2.15
2014	9th	Ben Grogan	1.69

KICK SCORING

Year	Rank	Player	Points
1968	13th	Charles Durkee	37
1988	6th	Cary Blanchard	100
2003	16th	Luke Phillips	103
2010	1st	Dan Bailey	149
2011	1st	Quinn Sharp	145
2012	1st	Quinn Sharp	156

PUNTING

Year	Rank	Player	Avg.
1944	13th	Bob Fenimore	37.3
1945	7th	Bob Fenimore	39.0
1946	12th	Bill Long	41.3
1956	5th	Jim Woods	41.8
1957	20th	Jim Woods	39.4
1961	13th	John Hanna	39.4
1970	11th	Jim Benien	40.9
1971	2nd	Jim Benien	45.5
1974	12th	Cliff Parsley	41.4
1975	3rd	Cliff Parsley	44.8
1976	10th	Cliff Parsley	43.7
1993	8th	Scott Tyner	43.3
1994	9th	Greg Ivy	44.0
1995	3rd	Greg Ivy	44.7
1996	18th	Jason Davis	44.03
1997	13th	Jason Davis	43.9
2001	20th	Scott Elder	43.6
2004	19th	Cole Farden	42.9
2006	8th	Matt Fodge	44.9
2009	5th	Quinn Sharp	45.1
2010	2nd	Quinn Sharp	46.2
2011	3rd	Quinn Sharp	46.3

PUNT RETURN AVG

Year	Rank	Player	Avg.
1956	13th	Jim Wiggins	15.4
1958	17th	Jim Wiggins	12.6
1963	2nd	Larry Elliott	20.4
1967	7th	Benny Goodwin	12.1
1974	8th	Wes Hankins	13.4
1987	2nd	Barry Sanders	16.3
1997	2nd	R.W. McQuarters	16.3
1999	10th	Terance Richardson	14.8
2001	12th	Terr. Davis-Byrant	13.5
2003	4th	Gabe Lindsay	15.1
2006	14th	Perrish Cox	12.8
2008	3rd	Dez Bryant	17.9
2013	4th	Josh Stewart	16.7

PUNT RETURN TD

Year	Rank	Player	TD
2013	2nd	Josh Stewart	2
2014	11th	Tyreek Hill	1
2015	13th	Miketavius Jones	1
2015	13th	Jalen McCleskey	1

BLOCKED KICKS

Year	Rank	Player	BK
2013	9th	James Castleman	2
2014	1st	James Castleman	3
2014	8th	Jordan Sterns	2



ANNUAL TEAM LEADERS

RUSHING YARDS

Year	Player, Class	Att	Yards
1940	Jim Reynolds, So.	N/A	685
1941	Al Scanland, Jr.	121	465
1942	Ralph Tate, Sr.	117	562
1943	Bob Fenimore, Fr.	58	286
1944	Bob Fenimore, So.	162	897
1945	Bob Fenimore, Jr.	142	1,048
1946	Bob Meinert, So.	69	344
1947	Jim Spavital, Jr.	89	411
1948	Bob Meinert, Sr.	93	571
1949	Ken Roof, Sr.	91	466
1950	Bob Cook, Sr.	205	411
1951	Ron Bennett, So.	75	385
1952	Ron Bennett, Jr.	90	393
1953	Earl Lunsford, So.	147	748
1954	Earl Lunsford, Jr.	140	761
1955	Earl Lunsford, Sr.	140	596
1956	Jim Wiggins, So.	90	473
1957	Jim Wiggins, Jr.	108	418
1958	Duane Wood, Sr.	83	492
1959	Jim Dillard, So.	111	582
1960	Jim Dillard, Jr.	153	631
1961	Jim Dillard, Sr.	126	627
1962	Don Derrick, Jr.	110	539
1963	George Thomas, Jr.	88	399
1964	Walt Garrison, Jr.	176	730
1965	Walt Garrison, Sr.	217	924
1966	Jack Reynolds, So.	153	585
1967	Jack Reynolds, Jr.	134	643
1968	Duane Porter, Sr.	75	307
1969	Bub Deerinwater, Sr.	135	587
1970	Bobby Cole, Jr.	167	685
1971	Bobby Cole, Sr.	176	631
1972	George Palmer, So.	193	937
1973	Brent Blackman, Sr.	175	809
1974	George Palmer, Sr.	99	516
1975	Terry Miller, So.	179	1,026
1976	Terry Miller, Jr.	268	1,541
1977	Terry Miller, Sr.	314	1,680
1978	Worley Taylor, So.	176	807
1979	Worley Taylor, Jr.	216	994
1980	Ed Smith, Sr.	158	613
1981	Shawn Jones, So.	209	788
1982	Ernest Anderson, Jr.	353	1,877
1983	Shawn Jones, Jr.	227	961
1984	Thurman Thomas, Fr.	205	843
1985	Thurman Thomas, So.	328	1,650
1986	Thurman Thomas, Jr.	173	741
1987	Thurman Thomas, Sr.	283	1,767
1988	Barry Sanders, Jr.	373	2,850
1989	Gerald Hudson, Jr.	187	910
1990	Gerald Hudson, Sr.	279	1,642
1991	Rafael Denson, Fr.	150	569
1992	Rafael Denson, So.	99	435
1993	David Thompson, Fr.	111	466
1994	David Thompson, So.	186	819
1995	David Thompson, Jr.	256	1,509
1996	David Thompson, Sr.	293	1,524
1997	Jamaal Fobbs, Fr.	172	928
1998	Nathan Simmons, Jr.	204	937
1999	Jamaal Fobbs, Jr.	110	544
2000	Reggie White, Jr.	210	1,049
2001	Tatum Bell, So.	197	776
2002	Tatum Bell, Jr.	175	1,096
2003	Tatum Bell, Sr.	213	1,286
2004	Vernand Morency, Jr.	258	1,474
2005	Mike Hamilton, Fr.	193	961
2006	Dantrell Savage, Jr.	126	820
2007	Dantrell Savage, Sr.	223	1,272
2008	Kendall Hunter, So.	241	1,555
2009	Keith Toston, Sr.	227	1,218
2010	Kendall Hunter, Sr.	271	1,548
2011	Joseph Randle, So.	208	1,216
2012	Joseph Randle, Jr.	274	1,417
2013	Desmond Roland, Jr.	176	811
2014	Desmond Roland, Sr.	203	770
2015	Chris Carson, Jr.	131	557

PASSING YARDS

Year	Player, Class	Comp-Att	Yards
1940	Jim Reynolds, So.	N/A	568
1941	Al Scanland, Jr.	26-78	327
1942	Al Scanland, Sr.	35-75	413
1943	Bob Fenimore, Fr.	37-81	364
1944	Bob Fenimore, So.	49-79	861
1945	Bob Fenimore, Jr.	31-61	593
1946	Bob Fenimore, Sr.	39-78	497
1947	Bob Cook, Fr.	13-37	188
1948	Jack Hartman, Jr.	32-74	469
1949	Jack Hartman, Sr.	86-177	1,278
1950	Bob Cook, Sr.	56-138	654
1951	Don Babers, So.	121-247	1,352
1952	Don Babers, Jr.	37-82	493
1953	Bobby Green, Sr.	16-35	219
1954	Fred Duvall, So.	8-28	195
1955	Tom Pontius, Jr.	39-95	764
1956	Johnny Allen, So.	23-55	380
1957	Dick Soergel, So.	34-85	587
1958	Dick Soergel, Jr.	36-79	539
1959	Dick Soergel, Sr.	93-155	1,100
1960	Jim Elliott, Jr.	10-30	90
1961	Mike Miller, So.	37-86	371
1962	Mike Miller, Jr.	81-180	1,056
1963	Mike Miller, Sr.	64-127	674
1964	Glenn Baxter, Jr.	55-136	845
1965	Glenn Baxter, Sr.	43-112	574
1966	Ronnie Johnson, So.	60-127	659
1967	Ronnie Johnson, Jr.	42-91	494
1968	Ronnie Johnson, Sr.	121-247	1,438
1969	Bob Cutburth, Sr.	111-275	1,593
1970	Tony Pounds, Sr.	133-269	1,871
1971	Tony Pounds, Jr.	56-133	792
1972	Brent Blackman, Jr.	30-102	572
1973	Brent Blackman, Sr.	40-110	602
1974	Charlie Weatherbie, So.	42-113	622
1975	Charlie Weatherbie, Jr.	23-46	563
1976	Charlie Weatherbie, Sr.	40-99	752
1977	Randy Stephenson, Jr.	22-61	386
1978	Scott Burk, Sr.	50-134	722
1979	Harold Bailey, Jr.	94-210	1,301
1980	Jim Traber, Sr.	46-99	619
1981	John Doerner, Sr.	79-145	877
1982	Ike Jackson, So.	100-198	1,254
1983	Rusty Hilger, Jr.	94-171	1,247
1984	Rusty Hilger, Sr.	165-277	2,048
1985	Ronnie Williams, So.	138-291	1,757
1986	Mike Gundy, Fr.	117-225	1,525
1987	Mike Gundy, So.	182-306	2,267
1988	Mike Gundy, Jr.	173-260	2,478
1989	Mike Gundy, Sr.	173-260	2,478
1990	Earl Wheeler, So.	53-112	727
1991	Kenny Ford, Sr.	111-238	1,378
1992	Gary Porter, Fr.	96-187	1,280
1993	Toné Jones, Fr.	54-111	608
1994	Toné Jones, So.	114-256	1,468
1995	Toné Jones, Jr.	104-218	1,185
1996	Toné Jones, Sr.	130-234	1,551
1997	Tony Lindsay, Fr.	85-141	1,283
1998	Tony Lindsay, So.	97-196	1,442
1999	B. J. Tiger, So.	61-111	785
2000	Aso Pogi, Fr.	139-247	1,550
2001	Aso Pogi, So.	179-296	1,854
2002	Josh Fields, So.	226-408	3,145
2003	Josh Fields, Jr.	184-338	2,494
2004	Donovan Woods, Fr.	97-187	1,628
2005	Al Peña, So.	89-179	1,102
2006	Bobby Reid, Jr.	148-267	2,266
2007	Zac Robinson, So.	201-333	2,824
2008	Zac Robinson, Jr.	204-314	3,064
2009	Zac Robinson, Sr.	180-301	2,084
2010	Brandon Weeden, Jr.	342-511	4,277
2011	Brandon Weeden, Sr.	409-565	4,727
2012	Clint Chelf, Jr.	119-197	1,588
2013	Clint Chelf, Sr.	164-291	2,169
2014	Daxx Garman, Jr.	152-277	2,041
2015	Mason Rudolph, So.	264-424	3,770

RECEIVING YARDS

Year	Player, Class	Rec	Yards
1940	Ed Moore, Sr.	N/A	207
1941	George Darrow, Jr.	12	188
1942	Curtis Myers, So.	12	152
1943	Neill Armstrong, Fr.	39	317
1944	Cecil Hankins, Sr.	19	474
1945	Neill Armstrong, Jr.	18	312
1946	Neill Armstrong, Sr.	32	479
1947	Don Van Pool, So.	8	92
1948	Bill Long, Sr.	14	234
1949	Alex Loyd, Sr.	47	657
1950	Arlen McNeil, Sr.	20	263
1951	George Wooden, Sr.	40	502
1952	John Weigle, Jr.	25	314
1953	Bob LaRue, Jr.	12	122
1954	Chester Spencer, Jr.	8	119
1955	Chester Spencer, Sr.	18	319
1956	Jim Wood, So.	9	190
1957	Jim Wood, Jr.	16	316
1958	Jim Wood, Sr.	20	273
1959	Bill Dodson, Jr.	21	286
1960	Tommy Jackson, So.	6	110
1961	Don Brewington, Jr.	14	215
1962	Don Karns, Sr.	21	328
1963	Jack Jacobson, Jr.	22	282
1964	Tony Sellari, So.	17	238
1965	Tony Sellari, Jr.	21	226
1966	Jerry Philpott, So.	28	312
1967	Terry Brown, Jr.	34	425
1968	Terry Brown, Sr.	54	688
1969	Herman Eben, Jr.	41	733
1970	Herman Eben, Sr.	48	937
1971	Dick Graham, Sr.	41	631
1972	Steve Pettis, Jr.	9	194
1973	Reuben Gant, Sr.	19	447
1974	Gerald Bain, Fr.	16	336
1975	Sam Lisle, Jr.	16	384
1976	Sam Lisle, Sr.	21	360
1977	Gerald Bain, Sr.	16	349
1978	Ron Ingram, Fr.	7	239
1979	Ron Ingram, So.	19	323
1980	Mel Campbell, Sr.	39	536
1981	John Chesley, So.	26	350
1982	Terry Young, Sr.	35	507
1983	Jamie Harris, Jr.	45	618
1984	Jamie Harris, Sr.	28	431
1985	Bobby Riley, Jr.	36	559
1986	Hart Lee Dykes, So.	60	814
1987	Hart Lee Dykes, Jr.	64	1,050
1988	Hart Lee Dykes, Sr.	84	1,441
1989	Curtis Mayfield, Jr.	49	879
1990	Robert Kirksey, Jr.	29	486
1991	Bert Milliner, Jr.	46	622
1992	Shannon Culver, Jr.	41	629
1993	Rafael Denson, Jr.	27	356
1994	Rafael Denson, Sr.	40	713
1995	Alonzo Mayes, So.	32	421
1996	Alonzo Mayes, Jr.	30	512
1997	Alonzo Mayes, Sr.	29	424
1998	Terance Richardson, Jr.	25	337
1999	Ethan Howell, Sr.	32	496
2000	Jamaal Fobbs, Sr.	31	334
2001	Rashaun Woods, So.	80	1,023
2002	Rashaun Woods, Jr.	107	1,695
2003	Rashaun Woods, Sr.	77	1,367
2004	D'Juan Woods, So.	33	690
2005	D'Juan Woods, Jr.	56	879
2006	Adarius Bowman, Jr.	60	1,181
2007	Adarius Bowman, Sr.	67	1,006
2008	Dez Bryant, So.	87	1,480
2009	Hubert Anyiam, So.	42	515
2010	Justin Blackmon, Jr.	111	1,782
2011	Justin Blackmon, Sr.	122	1,522
2012	Josh Stewart, So.	101	1,210
2013	Tracy Moore, Sr.	51	738
2014	Brandon Sheperd, Jr.	39	737
2015	James Washington, So.	53	1,087



ANNUAL TEAM LEADERS

PUNTING

Year	Player, Class	Punts	Yards	Avg
1946	Bill Long, So	38	1,539	40.5
1947	Bill Long, Jr.	65	2,418	37.2
1948	Bill Long, Sr.	41	1,514	36.9
1949	John Brabko, So.	69	2,390	33.2
1950	Arlen McNeil, Sr.	66	2,262	34.3
1951	Ken McCullough, Fr.	65	2,321	35.7
1952	Ken McCullough, So.	53	2,037	38.4
1953	Ken McCullough, Jr.	33	1,053	31.9
1954	Ken McCullough, Sr.	23	777	33.8
1955	Tom Pontius, Jr.	62	2,244	36.1
1956	Jim Wood, So.	34	1,422	41.8
1957	Jim Wood, Jr.	28	1,098	39.2
1958	Jim Wood, Sr.	44	1,754	40.0
1959	Gary Cutsinger, So.	22	825	37.5
1960	David Hannah, So.	54	2,152	40.0
1961	David Hannah, Jr.	51	1,971	38.7
1962	David Hannah, Sr.	53	2,067	39.0
1963	Frank Williams, So.	36	1,166	32.4
1964	Glenn Baxter, Jr.	45	1,652	36.7
1965	Glenn Baxter, Sr.	43	1,606	37.4
1966	Ronnie Johnson, So.	77	2,811	36.5
1967	Ronnie Johnson, Jr.	52	1,741	33.5
1968	Ronnie Johnson, Sr.	59	2,192	37.2
1969	Bob Cutburth, Sr.	64	2,599	40.6
1970	Jim Benien, So.	75	3,069	40.9
1971	Jim Benien, Jr.	77	3,506	45.5
1972	David Ratliff, Jr.	56	1,963	35.0
1973	Cliff Parsley, Fr.	42	1,752	41.7
1974	Cliff Parsley, So.	73	3,023	41.4
1975	Cliff Parsley, Jr.	58	2,599	44.8
1976	Cliff Parsley, Sr.	61	2,665	43.7
1977	David Hanna, So.	66	2,450	37.1
1978	Kris Lundgaard, So.	73	2,952	40.9
1979	Kris Lundgaard, Jr.	56	2,111	37.6
1980	J.T. Neal, Jr.	70	2,770	39.6
1981	J.T. Neal, Sr.	58	2,399	41.4
1982	John Conway, Jr.	55	2,280	41.5
1983	John Conway, Sr.	69	2,922	42.3
1984	Cary Cooper, Fr.	74	2,792	37.7
1985	Rich Thompson, So.	78	3,171	40.7
1986	Cary Cooper, Jr.	76	3,023	39.8
1987	Cary Cooper, Sr.	41	1,694	41.3
1988	Cary Blanchard, So.	37	1,385	37.4
1989	Cary Blanchard, Jr.	52	2,079	40.0
1990	Cary Blanchard, Sr.	55	2,244	40.8
1991	Barry Vincent, Sr.	68	2,429	35.7
1992	Scott Tyner, Jr.	77	3,227	41.9
1993	Scott Tyner, Sr.	74	3,212	43.4
1994	Greg Ivy, Jr.	64	2,818	44.0
1995	Greg Ivy, Sr.	65	2,906	44.7
1996	Jason Davis, Jr.	59	2,598	44.0
1997	Jason Davis, Sr.	54	2,374	44.0
1998	Scott Elder, Fr.	63	2,642	41.9
1999	Scott Elder, So.	67	2,636	39.3
2000	Scott Elder, Jr.	56	2,107	37.6
2001	Scott Elder, Sr.	61	2,658	43.6
2002	Cole Farden, So.	57	2,358	41.4
2003	Cole Farden, Jr.	52	2,245	43.2
2004	Cole Farden, Sr.	58	2,487	42.9
2005	Matt Fodge, Fr.	65	2,593	39.9
2006	Matt Fodge, So.	50	2,244	44.9
2007	Matt Fodge, Jr.	51	2,164	42.4
2008	Matt Fodge, Sr.	36	1,544	42.9
2009	Quinn Sharp, R/Fr.	67	3,023	45.1
2010	Quinn Sharp, So.	46	2,127	46.2
2011	Quinn Sharp, Jr.	47	2,175	46.3
2012	Quinn Sharp, Sr.	44	2,036	46.3
2013	Kip Smith, Jr.	79	3,132	39.6
2014	Kip Smith, Sr.	81	3,385	41.8
2015	Zach Sinor, R/Fr.	75	3,010	40.1

PUNT RETURN YARDS

Year	Player, Class	Ret	Yards	Avg
1946	Bob Fenimore, Sr.	10	135	13.5
1947	Jim Spavital, Jr.	17	394	23.1
1948	Bill Grimes, Jr.	13	232	17.8
1949	Bennie Aldridge, Sr.	16	209	13.1
1950	William Wagner, Jr.	12	117	9.8
1951	Bill Bredde, So.	8	85	10.6
1952	Bill Bredde, Jr.	13	149	11.5
1953	Bill Bredde, Sr.	20	148	7.4
1954	Joe Favara, So.	1	68	68.0
1955	Forrest Campbell, So.	6	92	15.3
1956	Jim Wiggins, Sr.	11	169	15.4
1957	Duane Wood, Jr.	9	129	14.3
1958	Jim Wiggins, Sr.	12	151	12.6
1959	Jim Dillard, So.	4	66	16.5
1960	Richard Buck, So.	12	165	13.7
1961	John Maisel, Sr.	6	51	8.5
1962	Bill Parent, Sr.	11	117	10.6
1963	Larry Elliott, So.	11	225	20.4
1964	Larry Elliott, Jr.	13	175	13.5
1965	Larry Elliott, Sr.	16	221	13.8
1966	Dan Lawson, Sr.	20	166	8.3
1967	Bennie Goodwin, So.	35	422	12.1
1968	Bennie Goodwin, Jr.	28	224	8.0
1969	Bennie Goodwin, Sr.	13	141	10.8
1970	Tom Carraway, Jr.	9	165	18.3
1971	Dick Graham, Sr.	21	247	11.7
1972	Bob Shepherd, So.	2	46	23.0
1973	Ed Tisdell, So.	14	73	5.2
1974	David Hankins, Fr.	26	321	12.3
1975	Cliff Sullivan, Jr.	10	76	7.6
1976	David Hankins, Jr.	24	105	4.4
1977	Gregg Johnson, Fr.	23	172	7.5
1978	Mel Campbell, So.	15	91	6.1
1979	Ron Ingram, So.	9	46	5.1
1980	Mel Campbell, Sr.	22	117	5.3
1981	Dirk Davis, Fr.	32	147	4.6
1982	Mark Cromer, Sr.	18	70	3.9
1983	Malcolm Lewis, Fr.	18	119	6.6
1984	Bobby Riley, So.	16	131	8.2
1985	Bobby Riley, Jr.	16	122	7.6
1986	Bobby Riley, Sr.	10	94	9.4
1987	Barry Sanders, So.	18	273	15.2
1988	Barry Sanders, Jr.	11	113	10.3
1989	Mike Clark, So.	14	160	11.4
1990	Mike Clark, Jr.	16	109	6.8
1991	Scott Harmon, So.	12	66	5.5
1992	Scott Harmon, Jr.	18	123	6.8
1993	Scott Harmon, Sr.	22	137	6.2
1994	Andre Richardson, Fr.	20	178	8.9
1995	Andre Richardson, So.	18	91	5.1
1996	R.W. McQuarters, So.	10	134	13.4
1997	R.W. McQuarters, Jr.	32	521	16.3
1998	Terance Richardson, Jr.	28	312	11.1
1999	Terance Richardson, Sr.	40	591	14.8
2000	Gabe Lindsay, So.	25	229	9.2
2001	Terrance Davis-Bryant, Jr.	22	296	13.5
2002	Terrance Davis-Bryant, Sr.	31	329	10.6
2003	Gabe Lindsay, Sr.	26	393	15.1
2004	Darrent Williams, Sr.	9	249	27.7
2005	Daniel McLemore, Sr.	21	167	8.0
2006	Perrish Cox, Fr.	24	308	12.8
2007	Perrish Cox, So.	17	188	11.1
2008	Dez Bryant, So.	17	305	17.9
2009	Perrish Cox, Sr.	19	198	10.4
2010	Josh Cooper, Jr.	15	144	9.6
2011	Josh Cooper, Sr.	19	74	3.9
2012	Charlie Moore, Jr.	20	145	7.2
2013	Josh Stewart, Jr.	22	368	16.7
2014	Tyreek Hill, Jr.	27	256	9.5
2015	Jalen McCleskey, Fr.	22	111	5.0

KICKOFF RETURN YARDS

Year	Player, Class	Ret	Yards	Avg
1946	Bob Fenimore, Sr.	9	227	25.2
1947	Bill Grimes, So.	7	170	24.3
1948	Jim Spavital, Sr.	8	137	17.1
1949	Bennie Aldridge, Sr.	20	405	20.3
1950	Jim Branstetter, So.	8	159	19.9
1951	Roy Seeman, Jr.	11	261	23.7
1952	Bill Bredde, Jr.	9	259	28.8
1953	Bill Bredde, Sr.	8	214	26.7
1954	Joe Favara, So.	3	63	21.0
1955	Harvey Romans, Sr.	8	228	28.5
1956	Duane Wood, So.	3	73	24.3
1957	Duane Wood, Jr.	6	116	19.3
1958	Jim Wiggins, Sr.	6	183	30.5
1959	Jim Dobson, Jr.	7	181	25.9
1960	Tommy Jackson, So.	4	93	23.2
1961	Jim Dillard, Sr.	5	131	26.2
1962	Don Derrick, Jr.	11	228	20.7
1963	Larry Elliott, So.	20	437	21.8
1964	Larry Elliott, Jr.	21	516	24.6
1965	Larry Elliott, Sr.	21	455	21.7
1966	Dan Lawson, Sr.	10	212	21.2
1967	Harry Cheatwood, Sr.	10	255	25.5
1968	Pat Brown, So.	11	254	23.1
1969	Wayne Hallmark, Jr.	14	335	23.9
1970	Dick Graham, Sr.	17	449	26.4
1971	Dick Graham, Sr.	12	282	23.5
1972	Isaac Smith, Jr.	9	185	20.5
1973	Ed Tisdell, So.	13	273	21.0
1974	Ken Walker, Jr.	10	179	17.9
1975	Ken Walker, Sr.	9	186	20.7
1976	Skip Taylor, Jr.	12	183	15.3
1977	Skip Taylor, Sr.	10	186	18.6
1978	Ron Ingram, Fr.	22	498	22.6
1979	Ron Ingram, So.	18	406	22.6
1980	Ernest Anderson, Fr.	8	187	23.4
1981	Ernest Anderson, So.	13	223	17.2
1982	Harry Roberts, Fr.	14	376	26.9
1983	Harry Roberts, So.	8	223	27.9
1984	Bobby Riley, So.	8	172	21.5
1985	Bobby Riley, Jr.	17	315	18.5
1986	Bobby Riley, Sr.	15	346	23.1
1987	Barry Sanders, So.	15	470	31.3
1988	Barry Sanders, Jr.	21	421	20.0
1989	Curtis Mayfield, Jr.	25	576	23.0
1990	Mike Clark, Jr.	21	364	17.3
1991	Scott Harmon, So.	12	268	22.3
1992	Rafael Denso, So.	10	197	19.7
1993	Rafael Denso, Jr.	16	375	23.4
1994	Rafael Denso, Sr.	20	401	20.0
1995	R.W. McQuarters, Fr.	27	645	23.9
1996	R.W. McQuarters, So.	15	331	22.1
1997	R.W. McQuarters, Jr.	9	210	23.3
1998	Jamaal Fobbs, So.	22	534	24.3
1999	Jamaal Fobbs, Jr.	25	533	21.3
2000	Jamaal Fobbs, Sr.	22	374	17.0
2001	Chris Massey, Jr.	15	522	34.8
2002	Chris Massey, Sr.	22	534	24.3
2003	Robert Jones, Jr.	17	335	19.7
2004	Robert Jones, Sr.	18	358	19.9
2005	Daniel McLemore, Sr.	27	638	23.6
2006	Perrish Cox, Fr.	25	595	23.8
2007	Perrish Cox, So.	31	665	21.5
2008	Perrish Cox, Jr.	30	895	29.8
2009	Perrish Cox, Sr.	31	649	20.9
2010	Justin Gilbert, Fr.	26	698	26.8
2011	Justin Gilbert, So.	26	703	27.0
2012	Justin Gilbert, Jr.	32	827	25.8
2013	Justin Gilbert, Sr.	18	453	25.2
2014	Tyreek Hill, Jr.	30	740	24.7
2015	Jeff Carr, Fr.	29	623	21.5



ANNUAL TEAM LEADERS

TACKLES

Year	Player, Class	Tackles
1964	Leon Ward, Jr.	135
1965	Charles Harper, Sr.	108
1966	Leon Ward, Sr.	99
1967	Harry Cheatwood, Sr.	127
1968	Larry Gosney, Sr.	157
1969	Gary Darnell, Sr.	121
1970	Barty Chappell, Sr.	171
1971	Mark Hatley, Sr.	121
1972	Cleveland Vann, Jr.	122
1973	Cleveland Vann, Sr.	117
1974	Brent Robinson, Jr.	120
1975	Phillip Dokes, Jr.	92
1976	John Weimer, Sr.	123
1977	John Corker, So.	132
1978	John Corker, Jr.	130
1979	Ricky Young, So.	146
1980	Mike Green, So.	138
1981	Mike Green, Jr.	129
1982	Mike Green, Sr.	183
1983	Matt Monger, Jr.	136
1984	Matt Monger, Sr.	175
1985	James Ham, Sr.	134
1986	Leonard Jackson, Sr.	114
1987	Sim Drain, So.	108
1988	Sim Drain, Jr.	89
1989	Rod Smith, Sr.	111
1990	Mike Woolridge, So.	85
1991	Mike Woolridge, Jr.	85
1992	Keith Burns, Jr.	126
1993	Keith Burns, Sr.	107
1994	Eric Hobbs, Sr.	103
1995	Alamu Bailey, Sr.	98
1996	Raymond Cato, So.	119
1997	Ricky Thompson, Jr.	84
1998	Trent Alexander, Sr.	79
1999	Adam Edwards, Sr.	57
	Jack Golden, Sr.	57
2000	Dwayne Levels, Jr.	95
2001	Dwayne Levels, Sr.	109
2002	Paul Duren, Fr.	84
2003	Paul Duren, So.	97
2004	Jamie Thompson, Jr.	85
2005	Jamar Ransom, Sr.	99
2006	Andre Sexton, RFr.	79
2007	Donovan Woods, Sr.	82
2008	Andre Sexton, Jr.	100
2009	Donald Booker, Sr.	99
2010	Orie Lemon, Sr.	133
2011	Daytawion Lowe, So.	97
2012	Alex Elkins, Sr.	75
2013	Caleb Lavey, Jr.	93
2014	Jordan Stems, So.	103
2015	Jordan Stems, Jr.	108

* Tackles have only been kept as official statistics since 1964.

INTERCEPTIONS

Year	Player, Class	Int
1940	Jack Faubion, Jr.	4
1941	Not Available	--
1942	Lee Cook, Jr.	6
1943	Bob Fenimore, Fr.	5
1944	Bob Fenimore, So.	4
1945	Bob Fenimore, Jr.	7
1946	Bob Fenimore, Sr.	2
	Bob Meinert, So.	2
	Bob Meinert, Jr.	3
1948	Bill Grimes, Jr.	4
1949	Ed Roof, Jr.	7
1950	Wayne Johnson, Jr.	6
1951	Bill Bredded, So.	6
1952	Bill Bredded, Jr.	5
	Dorsey Gibson, Jr.	5
1953	Bill Bredded, Sr.	5
1954	Fred Duvall, So.	3

1955	John Jacob, So.	2
	Forrest Campbell, Jr.	2
1956	Not Available	--
1957	Three with	2
1958	Tony Banfield, Jr.	4
1959	Tony Banfield, Sr.	6
1960	Three with	2
1961	John Maisel, Sr.	6
1962	Tommy Jackson, Sr.	5
1963	Five with	1
1964	Jack Jacobson, Sr.	6
1965	Bill Young, So.	2
	Harry Cheatwood, So.	2
1966	Three with	3
1967	Bennie Goodwin, So.	6
1968	Bennie Goodwin, Jr.	4
	Ken Grant, So.	4
1969	John Gates, Jr.	8
1970	Lee Stover, So.	4
1971	Mark Hatley, Sr.	5
1972	Alvin Brown, Jr.	8
1973	Darryll Stewart, Sr.	4
1974	Bob Shephard, Sr.	5
1975	Four with	2
1976	Willie Lester, Jr.	4
1977	Peter Coppola, Sr.	3
1978	Greg Johnson, So.	5
1979	Four with	2
1980	Three with	4
1981	Rod Fisher, So.	3
	Pete DiClementi, Fr.	3
1982	Chris Rockins, Jr.	3
1983	Adam Hinds, Jr.	8
1984	Rod Brown, Sr.	6
1985	Mark Moore, Jr.	7
1986	Jerry Deckard, Jr.	4
1987	Rod Smith, So.	5
	Melvin Gilliam, Jr.	5
1988	Melvin Gilliam, Sr.	6
1989	Jay Fleischman, So.	4
1990	Mike Clark, Jr.	5
1991	Scott Harmon, So.	6
1992	Scott Harmon, Jr.	5
1994	Louis Adams, So.	2
	Johnny Jones, Jr.	2
1995	R.W. McQuarters, Fr.	3
1996	R.W. McQuarters, So.	2
	Trent Fisher, Sr.	2
1997	Kevin Williams, Sr.	7
1998	Five with	2
1999	J.B. Flowers, Sr.	3
	Alvin Porter, Jr.	3
2000	Elbert Craig, Fr.	3
2001	Marcus Jones, Sr.	3
2002	Darrent Williams, So.	3
2003	Darrent Williams, Jr.	6
	Three with	2
2005	Calvin Mickens, Fr.	2
	Donovan Woods, So.	2
2006	Martel Van Zant, Jr.	2
	Donovan Woods, Jr.	2
	Perrish Cox, Fr.	2
2007	Jacob Lacey, Jr.	5
2008	Patrick Lavine, Jr.	2
	Jacob Lacey, Sr.	2
	Perrish Cox, Jr.	2
2009	Patrick Lavine, Sr.	5
2010	Andrew McGee, Sr.	5
2011	Brodrick Brown, Jr.	5
	Justin Gilbert, So.	5
2012	Daytawion Lowe, Jr.	2
	Shamiel Gary, Jr.	2
	Lyndell Johnson, So.	2
2013	Justin Gilbert, Sr.	7
2014	Ramon Richards, Fr.	3
2015	Seven players with	2

SCORING

Year	Player, Class	Pos	Pts
1940	Jim Reynolds, So.	RB	57
1941	Jack Faubion, Sr.	RB	48
1942	Ralph Tate, Jr.	RB	72
1943	Bob Fenimore, Fr.	RB	23
1944	Bob Fenimore, So.	RB	53
1945	Bob Fenimore, Jr.	RB	72
1946	Bob Fenimore, Sr.	RB	38
1947	Jim Spavital, Jr.	RB	36
1948	Jack Hartman, Jr.	QB	31
1949	Don Van Pool, Sr.	E	36
1950	two with		30
1951	Roy Seeman, Jr.	RB	48
1952	three with		24
1953	three with		36
1954	Earl Lunsford, Jr.	FB	54
1955	Earl Lunsford, Sr.	FB	30
1956	Duane Wood, So.	RB	44
1957	Jim Wiggins, Jr.	RB	62
1958	Duane Wood, Sr.	RB	42
1959	Tony Banfield, Sr.	RB	66
1960	Jim Dillard, Jr.	RB	30
1961	Bill McFarland, So.	RB	42
1962	two with		24
1963	Mike Miller, So.	QB	30
1964	Charles Durkee, Jr.	K	37
1965	Charles Durkee, Sr.	K	37
1966	two with		24
1967	Larry Gosney, Jr.	RB	36
1968	Ronnie Johnson, Sr.	QB	50
1969	Hermann Eben, Jr.	WR	42
1970	Dick Graham, Jr.	WR	48
1971	two with		30
1972	Eddie Garrett, Jr.	K	55
1973	Abby Daigle, Fr.	K	53
1974	Abby Daigle, So.	K	58
1975	Terry Miller, Sr.	RB	66
1976	Terry Miller, Jr.	RB	114
1977	Terry Miller, Sr.	RB	84
1978	two with		32
1979	Colin Ankerson, Jr.	K	55
1980	Colin Anderson, Sr.	K	39
1981	Larry Roach, Fr.	K	71
1982	Larry Roach, So.	K	65
1983	Larry Roach, Jr.	K	81
1984	Larry Roach, Sr.	K	78
1985	Thurman Thomas, So.	RB	102
1986	Hart Lee Dykes, So.	WR	42
1987	Thurman Thomas, Sr.	RB	128
1988	Barry Sanders, Jr.	RB	264
1989	Cary Blanchard, Jr.	K	82
1990	Cary Blanchard, Sr.	K	63
1991	two with		30
1992	Lawson Vaughn, Fr.	K	41
1993	Lawson Vaughn, So.	K	50
1994	Lawson Vaughn, Jr.	K	46
1995	Toné Jones, Jr.	QB	62
1996	David Thompson, Sr.	RB	78
1997	Tim Sydnes, So.	K	76
1998	Tim Sydnes, Jr.	K	77
1999	Tim Sydnes, Sr.	K	56
2000	Seth Condeley, Sr.	K	55
2001	Luke Phillips, So.	K	72
2002	Rashaun Woods, Jr.	WR	102
2003	Luke Phillips, Sr.	K	103
2004	Jason Ricks, Fr.	K	80
2005	Julius Crosslin, So.	RB	74
2006	Jason Ricks, So.	K	77
2007	Dantrell Savage, Sr.	RB	66
2008	Dez Bryant, So.	WR	128
2009	Dan Bailey, Jr.	K	85
2010	Dan Bailey, Sr.	K	149
2011	Joseph Randle, So.	RB	156
2012	Quinn Sharp, Sr.	K	156
2013	Ben Grogan, Fr.	K	100
2014	Ben Grogan, So.	K	107
2015	Ben Grogan, Jr.	K	109



ALL-TIME SCORES



COACH: NONE
4 YEARS - 3-13-4 (.250)

1901 - 2-3-0

L	0-12	at Kingfisher
W	17-0	vs. Northwestern (Okla.) at Perry
L	5-6	CHILOCCO INDIAN COLLEGE
L	5-11	KINGFISHER
W	12-0	PAWNEE INDIAN SCHOOL

1902 - No Team

1903 - 0-2-2

L	0-5	at Oklahoma City
T	0-0	TONKAWA PREPATORY
L	0-5	at Oklahoma City Military
T	6-6	OKLAHOMA CITY MILITARY

1904 - 0-5-0

L	0-23	at Chilocco Indian College
L	0-17	CHILOCCO INDIAN COLLEGE
L	0-6	at Tonkawa Preparatory
L	0-11	at Kingfisher
L	0-75	vs. Oklahoma at Guthrie

1905 - 1-3-2

T	0-0	CHILOCCO INDIAN COLLEGE
T	0-0	at Oklahoma City
W	5-0	CENTRAL OKLAHOMA
L	0-6	at Central Oklahoma
L	5-6	TULSA BUSINESSMEN
L	11-17	at Logan HS (Guthrie, Okla.)



COACH BOYD A. HILL
1 YEAR - 1-4-2 (.286)

1906 - 1-4-2

L	0-10	CENTRAL OKLAHOMA
L	0-23	OKLAHOMA
L	5-26	CHILOCCO INDIAN COLLEGE
L	2-23	at Central Oklahoma
T	6-6	OKLAHOMA CITY
W	11-4	at Tonkawa Preparatory
T	0-0	KINGFISHER



COACH ED PARRY
2 YEARS - 5-6-1 (.488)

1907 - 1-3-1

W	10-0	TONKAWA PREPATORY
L	2-6	at Southwestern (Kan.)
T	6-6	CENTRAL OKLAHOMA
L	0-67	at Oklahoma
L	6-16	at Oklahoma City

1908 - 4-3-0

L	5-8	at Central Oklahoma
W	18-0	OKLAHOMA CITY
L	0-18	OKLAHOMA
W	6-0	at Southwestern (Kan.)
L	10-40	at Kansas State
W	17-0	CENTRAL OKLAHOMA
W	30-0	CHILOCCO INDIAN COLLEGE



COACH PAUL DAVIS
6 YEARS - 29-16-1 (.641)

1909 - 5-3-0

L	0-5	OKLAHOMA CITY HS
W	6-0	PHILLIPS
L	0-9	at Kansas State
W	6-0	at Southeastern (Okla.)
W	5-0	KINGFISHER
W	5-0	at Northwestern (Okla.)
L	0-2	SOUTHWESTERN (Okla.)
W	27-0	at Central Oklahoma

1910 - 3-4-0

W	35-0	KINGFISHER
L	0-12	at Oklahoma
L	0-5	at Southwestern (Kan.)
L	0-12	at Phillips

W	42-0	SOUTHWESTERN (Okla.)
L	0-15	at Oklahoma City
W	52-0	CENTRAL OKLAHOMA

1911 - 5-2-0

W	35-5	BLACKWELL COLLEGE
W	46-5	at Central Oklahoma
L	0-22	OKLAHOMA
W	84-0	at Kingfisher
W	30-0	OKC MILITARY
W	61-16	SOUTHWESTERN (Kan.)
L	0-11	KANSAS STATE

1912 - 6-2-0

W	81-0	CENTRAL OKLAHOMA
W	79-0	BLACKWELL COLLEGE
W	13-7	at Arkansas
W	37-13	BAKER (Kan.)
W	90-0	OKLAHOMA METHODIST
L	0-16	at Oklahoma
L	7-13	at Missouri-Rolla
W	28-7	EMPORIA STATE

1913 - 4-3-0

W	112-3	PHILLIPS
L	0-3	at Arkansas
W	3-0	WASHBURN
W	3-0	TEXAS A&M
W	47-0	TONKAWA PREPATORY
L	0-7	OKLAHOMA
L	0-14	vs. Missouri-Rolla at Muskogee

1914 - 6-2-1

O9	W	134-0	PHILLIPS
O16	W	13-6	TULSA
O23	W	47-0	at Tonkawa Preparatory
O26	W	60-0	BAYLOR
O30	W	46-0	ARKANSAS
N6	L	6-28	at Oklahoma
N14	T	13-13	at Rice
N17	L	0-24	at Texas A&M
N26	W	7-0	vs. Colorado State at OKC



COACH JOHN GRIFFITH
2 YEARS - 8-9-1 (.492)

1915 - 4-5-1 (0-3-0 Southwest)

O2	L	6-13	at Missouri
O9	W	6-0	FRIENDS COLLEGE
O15	T	0-0	TULSA
O23	L	9-14	at Arkansas (Ft. Smith)*
O30	W	30-7	BAKER (Kan.)
N6	W	77-0	at Northwestern (Okla.)
N13	L	6-12	at Baylor*
N16	W	13-0	at TCU
N20	L	7-21	HASKELL INSTITUTE
N25	L	7-26	vs. Oklahoma at OKC*

1916 - 4-4-0 (0-3-0 Southwest)

O7	W	90-0	NORTHWESTERN (Okla.)
O13	L	6-14	vs. Texas at San Antonio*
O21	W	117-0	SOUTHWESTERN (Okla.)
O28	W	16-7	CENTRAL MISSOURI STATE
N4	L	13-17	at Tulsa
N11	W	34-6	at Central Oklahoma
N18	L	7-10	BAYLOR*
N30	L	7-41	vs. Oklahoma at OKC*



COACH EARL PRITCHARD
2 YEARS - 8-7-0 (.533)

1917 - 4-5-0 (1-2-0 Southwest)

O6	L	0-23	at Kansas State
O13	L	0-6	at Phillips
O20	L	0-17	at Baylor*
O27	W	27-0	CENTRAL MISSOURI STATE
N3	W	13-0	CENTRAL OKLAHOMA
N10	L	3-7	at Texas*
N17	W	41-2	TULSA
N24	L	0-39	FT. MACARTHUR (Texas)
N29	W	9-0	vs. Oklahoma at OKC*

1918 - 4-2-0 (0-2-0 Southwest)

O12	W	19-6	HASKELL INSTITUTE
N1	W	26-6	at Central Oklahoma

N9	L	5-27	at Texas*
N16	W	26-7	WICHITA STATE
N23	W	33-0	at Tulsa
N28	L	0-27	vs. Oklahoma at OKC*



COACH JAMES PIXLEE
2 YEARS - 3-10-3 (.281)

1919 - 3-3-2 (0-2-0 Southwest)

O4	W	37-0	SOUTHWESTERN (Okla.)
O11	L	3-12	HASKELL INSTITUTE
O18	W	14-7	at TCU
O31	L	0-28	at Texas A&M*
N8	T	7-7	PHILLIPS
N15	W	52-0	CENTRAL OKLAHOMA
N22	T	7-7	TULSA
N27	L	6-33	vs. Oklahoma at OKC*

1920 - 0-7-1 (0-3-0 Southwest)

O2	T	7-7	SOUTHWESTERN (Kan.)
O9	L	14-20	TULSA
O16	L	0-21	at Texas*
O22	L	0-7	at Baylor*
O30	L	0-35	TEXAS A&M*
N13	L	0-36	OKLAHOMA
N20	L	7-33	HASKELL INSTITUTE
N25	L	7-40	vs. Colorado at OKC



COACH JOHN MAULBETSCH
8 YEARS - 28-37-6 (.437)

1921 - 5-4-1 (1-1-0 Southwest)

S24	W	53-0	SOUTHWESTERN (Okla.)
O1	L	0-36	at Missouri
O8	W	28-21	TCU
O15	L	0-6	at Oklahoma
O22	W	7-0	ARKANSAS*
O29	L	7-23	at Texas A&M*
N5	L	13-26	at Creighton
N12	T	7-7	EMPORIA STATE
N19	W	7-6	at Phillips
N26	W	13-0	WASHBURN (HC)

1922 - 5-4-1 (2-3-0 Southwest)

S30	W	49-0	NORTHWESTERN (Okla.)
O7	W	17-0	CENTRAL OKLAHOMA
O14	L	7-19	at Texas*
O21	W	21-0	RICE*
O28	L	6-32	at SMU*
N4	L	14-22	at TCU
N11	W	1-0	TULSA (forfeited)
N18	L	0-10	BAYLOR*
N25	T	3-3	OKLAHOMA (HC)
N30	W	13-0	at Arkansas (Ft. Smith)*

1923 - 2-8-0 (1-3-0 Southwest)

S29	L	0-20	at Iowa
O6	L	6-7	TCU*
O13	L	0-9	at Kansas
O20	W	13-0	at Rice*
O27	L	0-12	at Oklahoma
N3	W	13-0	PHILLIPS
N10	L	6-14	CENTRAL OKLAHOMA
N17	L	0-9	at SMU*
N24	L	2-13	CREIGHTON (HC)
D1	L	0-13	at Arkansas (Ft. Smith)*

1924 - 6-1-2 (1-1-1 Southwest)

S27	W	9-0	SOUTHWESTERN (Okla.)
O4	W	3-0	at Kansas
O11	L	10-17	at TCU*
O18	W	23-0	MISSOURI-ROLLA
O25	W	13-0	PHILLIPS
N1	W	6-0	OKLAHOMA (HC)
N8	T	20-20	at Creighton
N21	W	20-0	ARKANSAS*
N29	T	13-13	at SMU*

1925 - 2-5-1 (0-3-1 Missouri Valley)

O3	L	3-13	at Kansas*
O10	L	0-21	EMPORIA STATE
O17	T	0-0	at Washington (Mo.)*
O24	W	22-7	TCU
O31	L	0-28	GRINNELL* (HC)

N7	W	9-2	SOUTHWESTERN (Okla.)
N21	L	7-9	at Arkansas
N26	L	0-35	at Oklahoma*

1926 - 3-4-1 (3-0-1 MISSOURI VALLEY)
*** Missouri Valley Conference Champions ***

O2	L	3-42	at Michigan
O9	W	13-0	at Iowa State*
O16	L	0-28	at Tulsa
O23	L	0-3	at TCU
N6	W	37-3	WASHINGTON (Mo.)*
N13	W	10-0	GRINNELL*
N19	L	2-24	ARKANSAS
N25	T	14-14	OKLAHOMA* (HC)

1927 - 4-4-0 (2-1-0 Missouri Valley)

O1	L	0-6	at Washington (Mo.)*
O8	L	0-40	at Minnesota
O15	W	8-0	MARQUETTE
O22	L	26-28	TULSA
O29	W	18-6	CREIGHTON (HC)
N12	L	20-33	at Arkansas
N19	W	13-7	at Oklahoma*
N24	W	25-18	at Kansas State*

1928 - 1-7-0 (0-1-0 Missouri Valley)

S29	W	13-6	REGIS (Colo.)
O6	L	6-13	KANSAS STATE
O13	L	0-37	at Creighton*
O20	L	0-26	at Marquette
N3	L	0-9	OKLAHOMA CITY
N10	L	6-32	at West Virginia
N24	L	0-46	OKLAHOMA (HC)
N29	L	0-31	at Tulsa



COACH "PAPPY" WALDORF
5 YEARS - 34-10-7 (.735)

1929 - 4-3-2 (1-1-0 Missouri Valley)

S27	W	12-0	NORTHWESTERN (Okla.)
O4	L	6-18	at Drake*
O11	W	18-0	at Oklahoma City
O18	W	32-13	CREIGHTON*
O26	L	6-9	WEST VIRGINIA (HC)
N2	W	20-0	TULSA
N9	T	0-0	ST. LOUIS
N23	T	7-7	at Oklahoma
N28	L	6-32	ARKANSAS

1930 - 7-2-1 (2-0-0 Missouri Valley)
*** Missouri Valley Conference Co-Champions ***

S25	W	12-0	WICHITA STATE
O4	W	6-0	at Iowa
O11	T	7-7	at Indiana
O17	L	0-6	at Oklahoma City
O24	W	28-7	WASHINGTON (Mo.)*
O31	L	12-13	HASKELL INSTITUTE
N8	W	26-0	at Arkansas
N15	W	13-7	at Tulsa
N22	W	7-0	OKLAHOMA (HC)
N27	W	13-0	at Creighton*

1931 - 8-2-1 (1-0-0 Missouri Valley)

S25	W	34-0	BETHANY (Kan.)
S25	W	25-0	NORTHEASTERN (Okla.)
O3	L	0-20	at Minnesota
O9	W	31-0	ARIZONA
O16	W	39-0	HASKELL INSTITUTE
O23	L	0-13	at Oklahoma City
O31	W	13-7	at Kansas
N7	W	20-0	CREIGHTON* (HC)
N14	W	7-6	at Tulsa
N21	W	14-6	WICHITA STATE
N26	T	0-0	at Oklahoma

1932 - 9-1-2 (3-0-0 Missouri Valley)
*** Missouri Valley Conference Champions ***

S3	W	33-3	SOUTHWESTERN (Okla.)
S23	W	13-0	PHILLIPS
S23	T	0-0	CENTRAL OKLAHOMA
O7	W	27-7	at Drake*
O14	W	18-7	CREIGHTON*
O21	W	14-6	at Oklahoma City
O29	W	7-0	OKLAHOMA (HC)
N5	T	0-0	at Tulsa
N12	L	6-12	at Jefferson (Dallas)
N18	W	27-0	GRINNELL*
N24	W	13-6	at Arizona
N28	W	20-7	at UTEP



ALL-TIME SCORES

1933 - 6-2-1 (2-0-0 Missouri Valley)

*** Missouri Valley Conference Co-Champions ***

S29	W	20-12	CENTRAL OKLAHOMA
O6	L	0-6	COLORADO
O13	L	13-19	at Oklahoma City
O21	T	7-7	at SMU
O28	W	18-0	HASKELL INSTITUTE
N4	W	7-0	at Tulsa
N11	W	21-0	DRAKE* (HC)
N18	W	33-13	at Creighton*
N23	W	13-0	at Oklahoma



COACH ALBERT EXENDINE

2 YEARS - 7-12-1 (.375)

1934 - 4-5-1 (1-1-0 Missouri Valley)

S28	W	12-0	OKLAHOMA BAPTIST
O5	W	7-0	at Drake*
O12	W	9-6	HASKELL INSTITUTE
O20	L	0-41	at SMU
O26	L	7-13	CREIGHTON*
N3	W	19-6	DETROIT
N10	L	0-32	at Duquesne
N17	L	0-19	TULSA
N24	T	0-0	OKLAHOMA (HC)
N29	L	0-13	at Oklahoma City

1935 - 3-7-0 (0-3-0 Missouri Valley)

S27	W	6-0	OKLAHOMA CITY
O5	L	0-16	at Creighton*
O11	L	0-13	at Detroit
O18	W	20-13	SOUTHEASTERN (Okla.)
O26	L	0-12	at Tulsa*
N2	L	0-14	at Texas Tech
N9	L	7-20	DUQUESNE (HC)
N16	W	20-0	HASKELL INSTITUTE
N23	L	13-39	at Washington (Mo.)*
N28	L	0-25	at Oklahoma



COACH TED COX

3 YEARS - 7-23-0 (.233)

1936 - 1-9-0 (1-2-0 Missouri Valley)

S26	L	6-9	at Oklahoma City
O3	L	0-31	KANSAS STATE
O10	L	12-46	at Detroit
O17	W	6-0	WASHBURN* (HC)
O24	L	0-13	at Tulsa*
O31	L	6-39	at Washington (Mo.)*
N6	L	0-12	at Texas Tech
N14	L	0-13	BAYLOR
N21	L	13-35	OKLAHOMA
N26	L	0-7	at Centenary

1937 - 4-6-0 (2-2-0 Missouri Valley)

S25	W	14-8	at Wichita State
O1	W	16-13	CREIGHTON*
O9	L	13-22	at Arizona
O15	W	25-3	at Washburn*
O23	L	0-27	at Tulsa*
O30	L	6-14	TEXAS TECH
N5	L	0-12	at Washington (Mo.)*
N13	W	27-7	OKLAHOMA CITY (HC)
N20	L	0-16	at Oklahoma
N27	L	0-19	CENTENARY

1938 - 2-8-0 (0-4-0 Missouri Valley)

S17	W	23-12	CENTRAL OKLAHOMA
S24	L	7-27	at Arkansas
S30	L	6-20	vs. Baylor at Wichita Falls
O8	L	7-16	at Creighton*
O22	L	7-20	at Tulsa*
O28	L	0-14	WASHBURN*
N4	L	0-24	at Washington (Mo.)*
N11	W	19-12	at Oklahoma City
N19	L	6-14	WICHITA STATE
N26	L	0-19	OKLAHOMA (HC)



COACH JIM LOOKABAUGH

11 YEARS - 58-41-6 (.581)

1939 - 5-4-1 (3-1-0 Missouri Valley)

S23	L	0-32	vs. Texas A&M at OKC
S30	W	52-0	NORTHWESTERN (Okla.)

O7	L	0-13	BAYLOR
O14	W	9-7	at Tulsa*
O21	W	27-6	at Washburn*
O28	L	0-41	at Oklahoma NR/6
N4	W	20-0	NEW MEXICO STATE
N11	L	0-7	at Washington (Mo.)*
N18	T	0-0	at Wichita State
N25	W	20-9	CREIGHTON* (HC) NR/16

1940 - 6-3-1 (4-1-0 Missouri Valley)

S20	W	25-6	CENTRAL OKLAHOMA
S27	T	6-6	vs. Texas Tech at OKC
O5	L	27-29	at Oklahoma
O12	W	26-6	WICHITA STATE
O19	W	53-12	WASHINGTON (Mo.)* (HC)
O26	L	0-24	at Arizona
N2	W	20-14	at Creighton*
N9	W	33-14	WASHBURN*
N16	W	14-7	ST. LOUIS*
N23	L	6-19	at Tulsa*

1941 - 5-4-0 (3-1-0 Missouri Valley)

S27	L	0-19	at Oklahoma
O3	L	6-16	vs. Texas Tech at OKC
O11	W	41-12	at Washington (Mo.)*
O18	L	14-20	DETROIT
O25	L	0-16	TULSA* (HC)
N1	W	13-6	CREIGHTON*
N8	W	13-7	at St. Louis*
N15	W	41-14	ARIZONA
N27	W	33-13	at Wichita State

1942 - 6-3-1 (4-1-0 Missouri Valley)

S26	T	0-0	OKLAHOMA (HC)
O2	L	12-18	vs. Baylor at OKC
O10	W	9-6	at Texas Tech
O17	L	6-20	at Arizona
O24	W	40-7	WASHINGTON (Mo.)*
O31	W	20-6	at Creighton*
N7	L	6-34	at Tulsa*
N14	W	54-7	ST. LOUIS*
N21	W	55-12	DRAKE*
N28	W	33-6	at Detroit NR/12

1943 - 3-4-0 (0-1-0 Missouri Valley)

S24	W	21-13	vs. Texas Tech at OKC
O2	L	13-22	vs. Oklahoma at OKC
O16	L	0-20	NORMAN NAS
O23	L	0-25	vs. TCU at OKC
N6	L	6-55	at Tulsa*
N19	W	19-13	at Arkansas (Ft. Smith)
N25	W	7-6	at Denver NR/19

1944 - 8-1-0 (1-0-0 Missouri Valley)

*** Missouri Valley Conference Champions ***

S23	W	41-6	WEST TEXAS A&M
S29	W	19-0	vs. Arkansas at OKC
O7	W	14-7	at Texas Tech
O21	W	33-21	at Denver NR/7
O28	W	46-40	at Tulsa*
N4	L	0-15	NORMAN NAS (HC) 19/NR
N11	W	13-8	at Texas
N25	W	28-6	vs. Oklahoma at OKC
N27	Idle		15/NR
Cotton Bowl - Dallas, Texas			
J1	W	34-0	vs. TCU

1945 - 9-0-0 (1-0-0 Missouri Valley)

*** Missouri Valley Conference Champions ***

Final AP Ranking: No. 5			
S29	W	19-14	at Arkansas
O6	W	31-7	at Denver 14/NR
O12	W	26-12	vs. SMU at OKC 15/NR
O20	W	46-6	at Utah 17/NR
O27	W	25-12	at TCU 9/NR
N3	Idle		11/19
N10	W	12-6	TULSA* (HC) 8/NR
N17	W	46-6	TEXAS TECH 6/NR
N24	W	47-0	at Oklahoma 6/
N26	Idle		6/
D3	Idle		6/
Sugar Bowl - New Orleans, La.			
J1	W	33-13	vs. St. Mary's (Calif.) 6/NR

1946 - 3-7-1 (1-1-0 Missouri Valley)

S21	W	40-7	DENVER
S28	T	21-21	ARKANSAS
O5	L	6-54	at Texas
O11	L	6-15	at SMU
O19	L	13-33	at Georgia NR/8

O26	W	7-6	TCU
N2	L	13-14	at Kansas
N9	L	18-20	at Tulsa*
N16	L	7-14	at Texas Tech
N23	W	59-7	DRAKE* (HC)
N30	L	12-73	OKLAHOMA NR/17

1947 - 3-7-0 (0-2-0 Missouri Valley)

S20	W	12-0	at Kansas State
S27	W	14-7	at TCU
O4	L	14-26	at Denver
O11	L	14-21	SMU
O18	L	7-20	GEORGIA
O25	L	9-13	at Drake*
N1	W	26-0	at Temple
N8	L	0-13	TULSA* (HC)
N15	L	7-13	KANSAS
N29	L	13-21	at Oklahoma NR/20

1948 - 6-4-0 (2-0-0 Missouri Valley)

*** Missouri Valley Conference Champions ***

S18	W	27-14	at Wichita State*
S25	L	14-21	TCU
O2	W	27-7	DENVER
O16	W	27-20	at San Francisco
O23	W	41-7	TEMPLE (HC)
O30	L	7-13	at Kansas
N6	W	19-0	at Tulsa*
N20	W	42-6	KANSAS STATE
N27	L	15-19	OKLAHOMA NR/6
Delta Bowl - Memphis, Tenn.			
J1	L	0-20	vs. William & Mary

1949 - 4-4-2 (1-2-1 Missouri Valley)

S24	T	33-33	at TCU
O1	W	48-2	at Denver
O8	L	7-21	at Missouri NR/20
O15	W	28-0	DRAKE*
O22	L	14-55	KANSAS (HC)
O28	L	7-13	at Detroit*
N5	T	13-13	TULSA*
N12	W	26-14	at Kansas State
N19	W	47-20	WICHITA STATE*
N26	L	0-41	at Oklahoma NR/3



COACH J.B. WHITWORTH

5 YEARS - 22-27-1 (.451)

1950 - 4-6-1 (1-2-1 Missouri Valley)

S23	W	12-7	at Arkansas (Little Rock)
S30	W	13-7	TCU
O7	T	14-14	at Drake*
O14	L	0-56	at SMU NR/2
O21	L	7-40	at Kansas
O28	L	0-27	MISSOURI (HC)
N4	L	13-27	at Tulsa*
N11	W	32-20	at Wichita State*
N18	L	13-20	DETROIT*
N25	W	41-0	KANSAS STATE
D2	L	14-41	OKLAHOMA NR/1

1951 - 3-7-0 (3-2-0 Missouri Valley)

S22	L	7-42	ARKANSAS
S29	L	26-27	at Missouri
O5	L	13-27	at Washington State
O13	W	43-0	WICHITA STATE*
O20	W	27-14	DRAKE*
O26	W	20-7	at Detroit*
N3	L	7-35	TULSA*
N17	L	12-27	KANSAS (HC)
N24	L	7-31	at Houston*
D1	L	6-41	at Oklahoma NR/10

1952 - 3-7-0 (2-2-0 Missouri Valley)

S20	L	20-22	at Arkansas (Little Rock)
S27	L	7-14	vs. Texas A&M at Dallas
O4	L	7-10	HOUSTON*
O11	W	35-21	at Wichita State*
O18	W	14-7	MISSOURI (HC)
O25	W	21-6	DETROIT*
N1	L	21-23	at Tulsa*
N15	L	7-21	at Kansas NR/19
N22	L	7-9	WASHINGTON STATE
N29	L	7-54	OKLAHOMA NR/4

1953 - 7-3-0 (3-1-0 Missouri Valley)

*** Missouri Valley Conference Co-Champions ***

S19	W	20-0	HARDIN-SIMMONS
-----	---	------	----------------

S26	W	7-6	at Arkansas (Little Rock)
O3	L	13-27	TEXAS TECH
O10	W	14-7	WICHITA STATE*
O17	W	14-7	at Houston*
O24	L	14-18	at Detroit*
O31	W	28-14	TULSA*
N7	W	20-14	WYOMING (HC)
N14	W	41-14	at Kansas
N28	L	7-42	at Oklahoma NR/4

1954 - 5-4-1 (2-2-0 Missouri Valley)

S18	W	14-6	at Wyoming
S25	W	14-6	vs. Texas A&M at Dallas
O2	T	13-13	at Texas Tech NR/17
O9	L	13-22	at Wichita State*
O16	L	7-14	HOUSTON* (HC)
O23	L	7-13	at Hardin-Simmons
O30	W	12-0	at Tulsa*
N6	W	34-19	at Detroit*
N13	W	47-12	KANSAS
N27	L	0-14	OKLAHOMA NR/3



COACH CLIFF SPEEGLE

8 YEARS - 36-42-3 (.463)

1955 - 2-8-0 (1-3-0 Missouri Valley)

S24	L	0-21	at Arkansas (Little Rock) NR/17
O1	L	6-24	TEXAS TECH
O8	L	7-14	WICHITA STATE*
O15	L	13-21	at Houston*
O21	L	0-7	at Detroit*
O29	W	14-0	TULSA*
N5	L	13-20	COLORADO STATE (HC)
N12	L	7-12	at Kansas
N19	W	28-0	KANSAS STATE
N26	L	0-53	at Oklahoma NR/1

1956 - 3-5-2 (2-1-1 Missouri Valley)

S22	W	27-7	at Kansas State
S29	L	7-19	at Arkansas (Little Rock)
O6	W	32-6	at Wichita State*
O13	T	14-14	at Tulsa*
O20	L	0-13	HOUSTON* (HC)
O26	L	13-21	KANSAS
N3	T	13-13	at Texas Tech
N10	L	0-13	at LSU
N17	W	25-7	DETROIT*
D1	L	0-53	OKLAHOMA NR/1

1957 - 6-3-1

S21	L	0-12	at Arkansas (Little Rock)
S28	W	25-19	at North Texas
O5	W	26-0	WICHITA STATE
O12	W	28-13	TULSA
O19	T	6-6	at Houston
N2	W	13-0	TEXAS TECH (HC)
N9	W	39-6	WYOMING
N16	L	7-13	at Kansas
N23	W	32-7	at Hardin-Simmons
N30			



ALL-TIME SCORES

1960 - 3-7-0 (2-5-0 Big Eight)

S17	L	0-9	at Arkansas	NR/19
S24	L	7-28	at Missouri*	NR/16
O8	W	28-7	at Tulsa	
O15	L	7-12	at Houston	
O22	L	7-14	KANSAS* (HC)	NR/15
O29	L	6-13	IOWA STATE*	
N5	W	28-7	at Kansas State*	
N12	W	7-6	at Nebraska*	
N19	L	6-13	COLORADO*	
N26	L	6-17	OKLAHOMA*	

1961 - 4-6-0 (2-5-0 Big Eight)

S23	L	7-14	at Iowa State*	
S30	L	0-24	at Colorado*	NR/RV
O7	W	26-0	TULSA	
O14	L	0-10	MISSOURI*	
O21	W	14-6	NEBRASKA* (HC)	
O28	L	8-42	at Kansas	NR/RV
N4	L	13-25	at Wichita State	
N18	W	28-24	HOUSTON	
N25	W	45-0	KANSAS STATE*	
D2	L	13-21	at Oklahoma*	

1962 - 4-6-0 (2-5-0 Big Eight)

S22	L	7-34	at Arkansas	NR/RV
O6	W	17-7	at Tulsa	
O13	W	36-16	COLORADO* (HC)	
O20	L	6-23	at Missouri*	NR/RV
O27	L	17-36	KANSAS*	
N3	L	7-34	IOWA STATE*	
N10	W	12-7	at Army	NR/RV
N17	L	0-14	at Nebraska*	NR/RV
N24	W	30-6	at Kansas State*	
D1	L	6-37	at Oklahoma*	NR/8



COACH PHIL CUTCHIN

6 YEARS - 19-38-2 (.339)

1963 - 1-8-0* (0-6-0 Big Eight)

S21	L	0-21	at Arkansas	NR/8
O5	L	7-34	at Texas	NR/3
O12	L	0-25	at Colorado*	
O19	L	6-28	MISSOURI* (HC)	NR/RV
O26	L	7-41	at Kansas*	
N2	L	28-33	at Iowa State*	
N9	W	33-24	TULSA	
N16	L	16-20	NEBRASKA*	NR/10
N30	L	10-34	at Oklahoma*	NR/10

#Game vs. Kansas State was cancelled.

1964 - 4-6-0 (3-4-0 Big Eight)

S19	L	10-14	at Arkansas	NR/RV
S26	W	29-14	IOWA STATE*	
O3	W	10-7	at Missouri*	
O10	W	14-10	COLORADO*	
O24	L	13-14	KANSAS* (HC)	
O31	L	14-61	at Tulsa	
N7	W	31-7	WICHITA STATE	
N14	L	14-27	at Nebraska*	NR/4
N21	L	14-17	at Kansas State*	
N28	L	16-21	OKLAHOMA*	NR/RV

1965 - 3-7-0 (2-5-0 Big Eight)

S18	L	14-28	at Arkansas	NR/6
S25	L	0-13	MISSOURI*	
O2	W	17-14	TULSA	
O9	L	11-34	at Colorado*	
O16	L	14-17	at Texas Tech	
O23	L	0-9	at Kansas*	
O30	L	10-14	at Iowa State*	
N13	L	17-21	NEBRASKA (HC)*	NR/3
N20	W	31-7	KANSAS STATE*	
D4	W	17-16	at Oklahoma*	

1966 - 4-5-1 (4-2-1 Big Eight)

S17	L	10-14	at Arkansas	NR/5
O1	L	9-35	at Houston	NR/RV
O8	W	11-10	COLORADO*	
O15	L	0-7	at Missouri*	NR/RV
O22	W	10-7	at Kansas*	
O29	T	14-14	IOWA STATE* (HC)	
N5	L	7-10	at Texas Tech	
N12	L	6-21	at Nebraska*	NR/4
N19	W	21-6	at Kansas State*	
D3	W	15-14	OKLAHOMA*	NR/RV

1967 - 4-5-1 (3-4-0 Big Eight)

S16	T	0-0	AIR FORCE	NR/RV
S23	W	7-6	at Arkansas	NR/RV
O7	L	0-19	at Texas	
O21	L	15-26	KANSAS* (HC)	
O28	W	10-7	at Colorado*	NR/3
N4	L	0-7	MISSOURI*	
N11	L	0-9	at Nebraska*	
N18	W	28-14	at Iowa State*	
N25	W	49-14	KANSAS STATE*	
D2	L	14-38	at Oklahoma*	NR/3

1968 - 3-7-0 (2-5-0 Big Eight)

S21	L	15-32	at Arkansas	
O5	L	3-31	at Texas	
O12	W	21-17	at Houston	NR/11
O19	L	14-49	at Kansas*	NR/4
O26	L	20-21	NEBRASKA* (HC)	
N2	L	7-42	at Missouri*	NR/10
N9	W	34-17	COLORADO*	
N16	W	26-17	IOWA STATE*	
N23	L	14-21	at Kansas State*	
N30	L	7-41	OKLAHOMA*	NR/11



COACH FLOYD GASS

3 YEARS - 13-18-1 (.422)

1969 - 5-5-0 (3-4-0 Big Eight)

S20	L	0-39	at Arkansas	NR/2
S27	W	24-18	HOUSTON	
O4	W	17-10	TEXAS TECH	
O18	L	21-31	at Missouri*	NR/6
O25	L	3-13	at Nebraska*	
N1	W	28-25	at Kansas*	
N8	W	28-19	KANSAS STATE* (HC)	NR/15
N15	L	14-17	at Colorado*	
N22	W	35-0	at Iowa State*	
N29	L	27-28	OKLAHOMA*	

1970 - 4-7-0 (2-5-0 Big Eight)

S12	L	13-14	at Mississippi State	
S19	L	7-23	at Arkansas	NR/11
S26	W	26-17	HOUSTON	NR/11
O3	L	20-40	MISSOURI*	NR/20
O10	W	34-20	TCU	
O24	L	31-65	at Nebraska*	NR/4
O31	W	19-7	KANSAS* (HC)	
N7	L	15-28	at Kansas State*	
N14	L	6-30	COLORADO*	
N21	W	36-27	IOWA STATE*	
N28	L	6-66	at Oklahoma*	

1971 - 4-6-1 (2-5-0 Big Eight)

S11	W	26-7	MISSISSIPPI STATE	
S18	L	10-31	at Arkansas	NR/6
S25	W	24-16	VIRGINIA TECH	
O9	T	14-14	at TCU	
O16	W	37-16	at Missouri*	
O23	L	13-41	Nebraska*	NR/1
O30	W	17-10	at Kansas*	
N6	L	23-35	KANSAS STATE* (HC)	
N13	L	6-40	at Colorado*	NR/12
N20	L	0-54	at Iowa State*	
D4	L	14-58	OKLAHOMA*	NR/3



COACH DAVE SMITH

1 YEAR - 7-4 (.636)

1972 - 7-4-0 (5-2-0 Big Eight)

S16	W	21-3	TEXAS-ARLINGTON	
S23	L	23-24	at Arkansas	
S30	W	31-6	COLORADO*	NR/3
O7	W	17-16	MISSOURI*	
O14	L	32-34	at Virginia Tech	19/NR
O21	W	20-7	BAYLOR (HC)	
O28	L	0-34	at Nebraska*	NR/3
N4	L	10-13	KANSAS*	
N11	W	45-14	at Kansas State*	
N25	W	45-14	IOWA STATE*	NR/12
D2	W	15-38	at Oklahoma*	20/3

* Oklahoma later forfeited, handing OSU the win



COACH JIM STANLEY

6 YEARS - 35-31-2 (.529)

1973 - 5-4-2 (2-3-2 Big Eight)

S15	W	56-7	TEXAS-ARLINGTON	
S22	W	38-6	at Arkansas	17/NR
S29	W	70-7	SOUTHERN ILLINOIS	12/NR
O6	L	7-20	TEXAS TECH	11/NR
O20	L	9-13	at Missouri*	NR/7
O27	T	17-17	NEBRASKA*	NR/10
N3	T	10-10	at Kansas*	
N10	W	28-9	KANSAS STATE* (HC)	
N17	W	38-24	at Colorado*	
N24	L	12-28	at Iowa State*	18/NR
D1	L	18-45	OKLAHOMA*	NR/2

1974 - 7-5-0 (4-3-0 Big Eight)

S14	W	59-0	WICHITA STATE	
S21	W	26-7	at Arkansas	NR/10
S28	L	14-31	at Baylor	12/NR
O5	L	13-14	at Texas Tech	NR/10
O19	W	31-7	MISSOURI*	
O26	L	3-7	at Nebraska*	NR/9
N2	W	24-13	KANSAS* (HC)	
N9	W	29-5	at Kansas State*	17/NR
N16	L	20-37	COLORADO*	18/NR
N23	W	14-12	IOWA STATE*	
N30	L	13-44	at Oklahoma*	NR/1

Fiesta Bowl - Phoenix, Ariz.
D28 W | 16-6 | vs. BYU | NR/17 |

1975 - 7-4-0 (3-4-0 Big Eight)

S13	W	34-0	WICHITA STATE	
S20	W	20-13	ARKANSAS	NR/16
S27	W	61-7	NORTH TEXAS	17/NR
O4	W	17-16	TEXAS TECH	15/NR
O11	L	14-41	at Missouri*	14/12
O18	L	20-28	NEBRASKA*	NR/4
O25	W	35-19	at Kansas*	
N1	L	7-27	OKLAHOMA*	19/2
N8	L	7-17	at Colorado*	NR/14
N15	W	56-3	KANSAS STATE* (HC)	
N22	W	14-7	at Iowa State*	

1976 - 9-3-0 (5-2-0 Big Eight)

*** Big Eight Conference Co-Champions ***

Final AP Ranking: No. 14				
S11	W	33-21	TULSA	
S18	L	10-16	at Arkansas	NR/12
O2	W	16-10	NORTH TEXAS	
O9	W	21-14	KANSAS*	NR/8
O16	L	10-20	COLORADO*	
O23	W	31-24	at Oklahoma*	NR/5
O30	W	20-19	MISSOURI* (HC)	16/10
N6	L	10-14	at Nebraska*	13/9
N13	W	45-21	at Kansas State*	17/NR
N20	W	42-21	IOWA STATE*	16/14
N27	W	42-13	at UTEP	14/NR
D4	Idle			14/

Tangerine Bowl - Orlando, Fla.
D19 W | 49-21 | vs. BYU | 14/ |

1977 - 4-7-0 (2-5-0 Big Eight)

Preseason AP Ranking: No. 20				
S10	W	34-17	at Tulsa	20/NR
S17	L	6-28	at Arkansas	15/NR
S24	W	54-0	UTEP	
O1	L	17-25	FLORIDA STATE	
O8	L	13-29	at Colorado*	NR/6
O15	W	21-14	KANSAS STATE* (HC)	
O22	W	21-0	at Kansas*	
O29	L	14-31	NEBRASKA*	NR/12
N5	L	28-61	OKLAHOMA*	NR/3
N12	L	14-41	at Missouri*	
N19	L	13-21	at Iowa State*	

1978 - 3-8-0 (3-4-0 Big Eight)

S9	L	10-20	at Wichita State	
S16	L	20-38	at Florida State	NR/16
S23	L	7-19	ARKANSAS	NR/2
S30	L	7-12	at North Texas	
O7	L	7-18	at Kansas State*	
O14	W	24-20	COLORADO*	NR/13
O21	W	21-7	KANSAS*	
O28	L	14-22	at Nebraska*	NR/4
N4	W	35-20	MISSOURI* (HC)	
N11	L	15-28	IOWA STATE*	
N18	L	7-62	at Oklahoma*	NR/4



COACH JIMMY JOHNSON

5 YEARS - 30-25-2 (.544)

1979 - 7-4-0 (5-2-0 Big Eight)

S8	W	25-7	NORTH TEXAS	
S15	W	16-6	WICHITA STATE	
S22	L	7-27	at Arkansas	NR/15
O6	L	16-23	at South Carolina	
O13	W	14-13	at Missouri*	NR/15
O20	L	0-36	NEBRASKA*	NR/2
O27	W	30-17	at Kansas*	
N3	L	7-38	OKLAHOMA*	NR/7
N10	W	21-20	at Colorado*	
N17	W	42-15	KANSAS STATE* (HC)	
N24	W	13-10	at Iowa State*	

1980 - 4-7-0 (3-4-0 Big Eight)

S13	L	19-20	WEST TEXAS A&M	
S20	L	20-33	at Arkansas	NR/17
O4	L	18-24	WASHINGTON	
O11	L	7-30	MISSOURI*	NR/19
O18	L	7-48	at Nebraska*	NR/10
O25	W	14-14	KANSAS*	
N1	W	15-6	at San Diego State	
N8	W	42-7	COLORADO* (HC)	
N15	W	10-0	at Kansas State*	
N22	L	21-23	IOWA STATE*	
N29	L	14-63	at Oklahoma*	NR/6

* Kansas later forfeited, handing OSU the win

1981 - 7-5-0 (4-3-0 Big Eight)

S19	W	23-21	TULSA	
S26	L	16-23	SAN DIEGO STATE	
O3	W	9-0	at North Texas	
O10	W	20-7	at Kansas*	
O17	L	10-11	at Colorado*	
O24	W	19-11	LOUISVILLE	
O31	W	16-12	at Missouri*	
N7	L	7-54	NEBRASKA*	NR/11
N14	W	31-10	KANSAS STATE* (HC)	
N21	W	27-7	at Iowa State*	
N28	L	3-27	OKLAHOMA*	

Independence Bowl - Shreveport, La.
D12 L | 16-33 | vs. Texas A&M | |

1982 - 4-5-2 (3-2-2 Big Eight)

S11	W	27-6	NORTH TEXAS	
S19	L	15-25	at Tulsa	
S25	L	22-28	at Louisville	
O9	T	24-24</		



ALL-TIME SCORES

**COACH PAT JONES**

11 YEARS - 62-60-3 (.508)

1984 - 10-2-0 (5-2-0 Big Eight)

Final AP Ranking: No. 7

S8	W	45-3	at Arizona State	NR/12
S15	W	31-14	BOWLING GREEN	13/NR
S22	W	19-16	SAN DIEGO STATE	12/NR
S29	W	31-7	at Tulsa	10/NR
O6	L	3-17	at Nebraska*	9/8
O13	Idle			13/
O20	W	47-10	KANSAS*	12/NR
O27	W	20-14	COLORADO* (HC)	10/NR
N3	W	34-6	at Kansas State*	7/NR
N10	W	31-13	MISSOURI*	7/NR
N17	W	16-10	IOWA STATE*	4/NR
N24	L	14-24	at Oklahoma*	3/2
D1	Idle			9/
D8	Idle			9/

Gator Bowl – Jacksonville, Fla.
D28 W 21-14 vs. South Carolina 9/7

1985 - 8-4-0 (4-3-0 Big Eight)

Preseason AP Ranking: No. 16

S7	W	31-17	at Washington	16/12
S14	W	10-9	NORTH TEXAS	8/NR
S21	Idle			8/
S28	W	45-10	MIAMI (OHIO)	7/NR
O5	W	25-13	TULSA	6/NR
O12	L	24-34	NEBRASKA*	5/9
O19	Idle			12/
O26	W	17-10	at Kansas*	12/NR
N2	W	14-11	at Colorado*	12/NR
N9	W	35-3	KANSAS STATE (HC)	10/NR
N16	W	21-19	at Missouri*	10/NR
N23	L	10-15	at Iowa State*	7/NR
N30	L	0-13	OKLAHOMA*	17/3
D6	Idle			19/

Gator Bowl – Jacksonville, Fla.
D30 L 23-34 vs. Florida State 19/18

1986 - 6-5-0 (4-3-0 Big Eight)

Preseason AP Ranking: No. 24

S6	W	21-20	at Louisiana-Lafayette	
S13	L	23-27	at Tulsa	
S20	L	12-28	HOUSTON	
S27	W	23-7	ILLINOIS STATE	
O11	L	10-30	at Nebraska*	NR/3
O18	L	0-19	at Oklahoma*	NR/5
O25	W	24-6	KANSAS* (HC)	
N1	L	14-31	COLORADO*	
N8	W	23-3	at Kansas State*	
N22	W	21-14	IOWA STATE*	
D4	W	10-6	MISSOURI*	

1987 - 10-2-0 (5-2-0 Big Eight)

Final AP Ranking: No. 11

S5	W	39-28	TULSA	
S12	W	35-0	at Houston	
S19	W	35-29	at Wyoming	
S26	W	36-0	LOUISIANA-LAFAYETTE	
O10	W	42-17	COLORADO*	19/NR
O17	L	0-35	NEBRASKA*	12/2
O24	W	24-20	at Missouri*	19/NR
O31	W	56-7	KANSAS STATE* (HC)	17/NR
N7	L	10-29	at Oklahoma*	12/1
N14	W	49-17	at Kansas*	17/NR
N21	W	48-27	IOWA STATE*	13/NR
N28	Idle			12/
D5	Idle			11/
D12	Idle			11/

Sun Bowl – El Paso, Texas
D25 W 35-33 vs. West Virginia 11/NR

1988 - 10-2-0 (5-2-0 Big Eight)

Final AP Ranking: No. 11

S10	W	52-20	MIAMI (OHIO)	
S17	Idle			20/
S24	W	52-15	TEXAS A&M	18/NR
O1	W	56-35	TULSA	13/NR
O8	W	41-21	at Colorado*	13/NR
O15	L	42-63	at Nebraska*	10/7
O22	W	49-21	MISSOURI* (HC)	15/NR
O29	W	45-27	at Kansas State*	12/NR
N5	L	28-31	OKLAHOMA*	12/8
N12	W	63-24	KANSAS*	14/NR
N19	W	49-28	at Iowa State*	13/NR
N26	Idle			12/
D2	Idle			12/

D9	Idle			12/
Coca-Cola Bowl – Tokyo, Japan				
D4	W	45-42	vs. Texas Tech	12/NR
Holiday Bowl – San Diego, Calif.				
D30	W	62-14	vs. Wyoming	12/15

1989 - 4-7-0 (3-4-0 Big Eight)

S9	L	10-20	at Tulsa	
S16	L	13-37	at Ohio State	
S23	L	15-31	TEXAS TECH	
S30	W	27-7	WYOMING	
O7	L	15-37	at Oklahoma*	NR/16
O14	W	17-13	KANSAS STATE* (HC)	
O21	L	23-48	NEBRASKA*	NR/4
O28	W	31-30	at Missouri*	
N4	W	37-34	at Kansas	
N11	L	17-41	COLORADO*	NR/2
N18	L	21-31	IOWA STATE	

1990 - 4-7-0 (2-5-0 Big Eight)

S1	W	10-3	TULSA	
S8	L	7-50	at Florida	
S15	W	33-23	NORTHERN IOWA	
S22	L	21-31	at TCU	
O6	L	17-31	OKLAHOMA*	NR/7
O13	L	17-23	at Kansas State*	
O20	L	3-31	at Nebraska*	NR/4
O27	W	48-28	MISSOURI* (HC)	
N3	L	30-31	KANSAS*	
N10	L	22-41	at Colorado*	NR/4
N17	W	25-17	at Iowa State*	

1991 - 0-10-1 (0-6-1 Big Eight)

S7	L	7-13	at Tulsa	
S14	L	3-30	ARIZONA STATE	
S21	L	21-24	TCU	
O5	L	3-40	at Miami (Fla.)	NR/2
O12	L	15-49	NEBRASKA*	NR/14
O19	L	7-41	at Missouri*	
O26	T	6-6	at Iowa State*	
N2	L	0-31	KANSAS* (HC)	
N9	L	12-16	COLORADO*	NR/14
N16	L	6-21	at Oklahoma*	NR/18
N23	L	26-36	KANSAS STATE*	

1992 - 4-6-1 (2-4-1 Big Eight)

S5	W	35-3	INDIANA STATE	
S19	L	3-35	at Michigan	NR/6
S26	W	24-19	TULSA	
O3	L	11-13	at TCU	
O10	L	0-55	at Nebraska*	NR/14
O17	W	28-26	MISSOURI*	
O24	W	27-21	IOWA STATE* (HC)	
O31	L	18-26	at Kansas*	NR/18
N7	L	0-28	at Colorado*	NR/16
N14	T	15-15	OKLAHOMA*	
N21	L	0-10	at Kansas State*	

1993 - 3-8-0 (0-7-0 Big Eight)

S11	W	45-7	MISSOURI STATE	
S18	W	16-10	at Tulsa	
S25	L	10-12	at Arizona State	
O2	W	27-22	TCU	
O7	L	13-27	NEBRASKA*	NR/7
O16	L	9-42	at Missouri*	
O23	L	17-20	at Iowa State*	
O30	L	6-13	KANSAS* (HC)	
N6	L	14-31	COLORADO*	NR/23
N13	L	0-31	at Oklahoma*	NR/17
N20	L	17-21	KANSAS STATE*	NR/20

1994 - 3-7-1 (0-6-1 Big Eight)

S1	W	31-14	at Northern Illinois	
S17	L	10-14	at Baylor	
S24	W	17-10	TULSA	
O1	W	36-34	NORTH TEXAS	
O8	L	3-32	at Nebraska*	NR/2
O15	L	15-24	MISSOURI*	
O22	T	31-31	IOWA STATE* (HC)	
O29	L	14-24	at Kansas*	
N5	L	3-17	at Colorado*	NR/7
N12	L	14-33	OKLAHOMA*	
N19	L	6-23	at Kansas State*	NR/11

S1	W	31-14	at Northern Illinois	
S17	L	10-14	at Baylor	
S24	W	17-10	TULSA	
O1	W	36-34	NORTH TEXAS	
O8	L	3-32	at Nebraska*	NR/2
O15	L	15-24	MISSOURI*	
O22	T	31-31	IOWA STATE* (HC)	
O29	L	14-24	at Kansas*	
N5	L	3-17	at Colorado*	NR/7
N12	L	14-33	OKLAHOMA*	
N19	L	6-23	at Kansas State*	NR/11

**COACH BOB SIMMONS**

6 YEARS - 30-38 (.441)

1995 - 4-8-0 (2-5-0 Big Eight)

A31	L	21-64	NEBRASKA	NR/2
S9	L	23-24	at Tulsa	
S16	W	35-7	MISSOURI STATE	
S23	L	25-45	at Wyoming	
S30	L	0-31	at Tennessee	NR/12
O14	L	17-23	KANSAS STATE* (HC)	NR/8
O21	W	30-26	at Missouri*	
O28	L	14-38	at Iowa State*	
N4	L	32-45	COLORADO*	NR/10
N11	W	12-0	at Oklahoma	NR/RV
N18	L	17-22	KANSAS*	NR/15
D2	W	24-20	at Hawaii	

1996 - 5-6 (2-6 Big 12)

A31	W ot	23-20	MISSOURI STATE	
S7	L	3-31	vs. Texas Tech* at Irving	
S14	W	30-9	TULSA	
S21	W	31-17	UTAH STATE	
O5	L	14-71	at Texas*	NR/23
O12	L	13-35	at Colorado*	NR/9
O19	W	28-27	IOWA STATE* (HC)	
O26	L ot	28-35	at Missouri*	
N2	L	19-38	TEXAS A&M*	
N9	L	17-27	OKLAHOMA*	
N23	W	37-17	BAYLOR*	

1997 - 8-4 (5-3 Big 12)

Final AP Ranking: No. 24				
A30	W	21-14	at Iowa State*	
S6	W	31-7	at Louisiana-Lafayette	
S13	W	35-0	FRESNO STATE	
S27	W	38-7	NORTHEAST LOUISIANA	
O4	W	42-16	TEXAS*	
O11	W	33-29	COLORADO* (HC)	20/24
O18	Idle			16/
O25	L 2ot	50-51	MISSOURI*	12/NR
N1	L ot	25-28	at Texas A&M*	19/25
N8	W	30-7	at Oklahoma*	25/NR
N15	L	3-27	TEXAS TECH*	24/NR
N22	W	24-14	at Baylor*	

1998 - 5-6 (3-5 Big 12)

S5	W	38-28	at Kansas*	
S12	L	20-35	at Tulsa	
S19	W	42-23	MISSISSIPPI STATE	NR/25
O3	L	17-24	vs. Nebraska* at Kansas City/NR/2	
O10	L	17-24	at Texas Tech*	
O17	L	20-52	at Kansas State*	NR/4
O24	W	41-26	OKLAHOMA*	
O31	L	6-17	TEXAS A&M* (HC)	NR/8
N7	L	34-37	at Texas*	NR/20
N14	W	44-20	LOUISIANA-LAFAYETTE	
N21	W	24-10	BAYLOR*	

1999 - 5-6 (3-5 Big 12)

S4	W	24-7	LOUISIANA-LAFAYETTE	
S11	W	46-9	TULSA	
S18	L	11-29	at Mississippi State	
O2	L	14-38	at Nebraska*	NR/6
O9	W	41-21	TEXAS TECH*	
O23	L	21-44	KANSAS STATE* (HC)	NR/7
O30	L	3-21	at Texas A&M*	NR/22
N6	L	21-34	TEXAS*	NR/11
N13	W	45-13	KANSAS*	
N20	W	34-14	at Baylor*	
N27	L	7-44	at Oklahoma*	

2000 - 3-8 (1-7 Big 12)

S9	W	36-26	at Tulsa	
S16	W	23-0	TEXAS STATE	
S23	L	6-28	SOUTHERN MISSISSIPPI/NR/23	
S30	L	7-42	at Texas*	NR/13
O7	L	10-24	at Missouri*	
O14	L	26-33	IOWA STATE* (HC)	NR/RV
O28	L	21-37	at Colorado*	
N4	L	16-21	TEXAS A&M*	NR/24
N11	L	0-58	at Texas Tech	
N18	W	50-22	BAYLOR*	
N25	L	7-12	OKLAHOMA*	NR/1

**COACH LES MILES**

4 YEARS - 28-21 (.571)

2001 - 4-7 (2-6 Big 12)

S1	L	9-17	at Southern Mississippi	
S8	W	30-23	LOUISIANA TECH	
S22	L	7-21	at Texas A&M*	
S29	W	24-0	NORTHWESTERN STATE (La.)	
O6	L 3ot	38-41	MISSOURI*	
O13	L	17-45	TEXAS*	NR/11
O20	L	14-28	at Iowa State*	
O27	L	19-22	COLORADO* (HC)	NR/25
N10	L	30-49	TEXAS TECH*	
N17	W	38-22	at Baylor*	
N24	W	16-13	at Oklahoma*	NR/4

2002 - 8-5 (5-3 Big 12)

A31 L 36-39 vs. Louisiana Tech (in Shreveport)				
S7	W	45-10	NORTHERN IOWA	
S14	L	24-38	UCLA	NR/23
S21	W	52-16	SMU	
O5	L	15-17	at Texas*	NR/2
O12	L	9-44	at Kansas State*	NR/19
O19	W	24-21	NEBRASKA*	NR/RV
N2	W	28-23	TEXAS A&M* (HC)	NR/RV
N9	L	24-49	at Texas Tech*	
N16	W	55-20	at Kansas*	
N23	W	63-28	BAYLOR*	
N30	W	38-28	OKLAHOMA*	NR/3
Houston Bowl – Houston, Texas				
D27	W	33-2		



ALL-TIME SCORES



COACH MIKE GUNDY

11 YEARS - 94-47 (.667)

2005 - 4-7 (1-7 Big 12)

S3	W	15-10	MONTANA STATE	
S8	W	23-3	at Florida Atlantic	
S17	W	20-10	ARKANSAS STATE	
O1	L	0-34	COLORADO*	
O8	L	31-38	MISSOURI*	
O15	L	23-62	at Texas A&M*	
O22	L	10-37	at Iowa State*	
O29	L	28-47	TEXAS* (HC)	NR/2
N12	W	24-17	TEXAS TECH*	NR/13
N19	L	34-44	at Baylor*	
N26	L	14-42	at Oklahoma*	

2006 - 7-6 (3-5 Big 12)

S2	W	52-10	MISSOURI STATE	
S9	W	35-7	Arkansas State (at Little Rock)	
S16	W	48-8	FLORIDA ATLANTIC	
S23	L	25-34	at Houston	
O7	L	27-31	at Kansas State*	
O14	W	42-32	at Kansas*	
O21	L	ot 33-34	TEXAS A&M* (HC)	NR/23
O28	W	41-29	NEBRASKA*	NR/20
N4	L	10-36	at Texas*	NR/4
N11	W	66-24	BAYLOR*	
N18	L	24-30	at Texas Tech*	
N25	L	21-27	OKLAHOMA*	NR/13
PetroSun Independence Bowl - Shreveport, La.				
D28	W	34-31	Alabama	

2007 - 7-6 (4-4 Big 12)

S1	L	14-35	at Georgia	NR/13
S8	W	42-6	FLORIDA ATLANTIC	
S14	L	23-41	at Troy	
S22	W	49-45	TEXAS TECH*	
S29	W	39-3	SAM HOUSTON STATE	
O6	L	23-24	at Texas A&M*	
O13	W	45-14	at Nebraska*	
O20	W	41-39	KANSAS STATE* (HC)	NR/25
N3	L	35-38	TEXAS*	NR/14
N10	L	28-43	KANSAS*	NR/5
N17	W	45-14	at Baylor*	
N24	L	17-49	at Oklahoma*	NR/10
Insight Bowl - Tempe, Ariz.				
D31	W	49-33	Indiana	

2008 - 9-4 (5-3 Big 12)

Final AP Ranking: No. 16				
A30	W	39-13	vs. Washington State (Seattle)	
S6	W	56-37	HOUSTON	
S13	W	57-13	MISSOURI STATE	
S27	W	55-24	TROY	
O4	W	56-28	TEXAS A&M*	21/NR
O11	W	28-23	at Missouri*	17/3
O18	W	34-6	BAYLOR* (HC)	8/NR
O25	L	24-28	at Texas*	7/1
N1	W	59-17	IOWA STATE*	9/NR
N8	L	20-56	at Texas Tech*	8/2
N15	W	30-17	at Colorado*	11/NR
N22	Idle			11/
N29	L	41-61	OKLAHOMA*	11/3
D5	Idle			14/
D12	Idle			13/
Holiday Bowl - San Diego, Calif.				
D30	L	31-42	Oregon	13/15

2009 - 9-4 (6-2 Big 12)

Preseason AP Ranking: No. 9				
S5	W	24-10	GEORGIA	9/13
S12	L	35-45	HOUSTON	5/RV
S19	W	41-24	RICE	16/NR
S26	W	56-6	GRAMBLING STATE	16/NR
O3	Idle			15/
O10	W	36-31	at Texas A&M*	15/NR
O17	W	33-17	MISSOURI* (HC)	16/RV
O24	W	34-7	at Baylor*	14/NR
O31	L	14-41	TEXAS*	13/3
N7	W	34-8	at Iowa State*	18/NR
N14	W	24-17	TEXAS TECH*	17/RV
N19	W	31-28	COLORADO*	12/RV
N28	L	0-27	at Oklahoma*	11/NR
Colton Bowl - Arlington, Texas				
J2	L	7-21	Ole Miss	21/RV

2010 - 11-2 (6-2 Big 12)

Final AP Ranking: No. 13				
S4	W	65-17	WASHINGTON ST.	RV/NR
S11	W	41-38	TROY	RV/NR
S18	W	65-28	TULSA	RV/NR
S25	Idle			RV
S30	W	38-35	TEXAS A&M*	RV/RV
O8	W	54-28	at Louisiana	22/NR
O16	W	34-17	at Texas Tech*	20/NR
O23	L	41-51	NEBRASKA*	17/14
O30	W	24-14	at Kansas State*	20/NR
N6	W	55-28	BAYLOR*	19/22
N13	W	33-16	at Texas*	12/NR
N20	W	48-14	at Kansas*	12/NR
N27	L	41-47	OKLAHOMA*	10/14
D14	Idle			14/
D21	Idle			14/
Alamo Bowl - San Antonio, Texas				
D29	W	36-10	Arizona	14/NR

2011 - 12-1 (8-1 Big 12)

*** Big 12 Conference Champions ***				
Preseason AP Ranking: No. 9				
Final AP Ranking: No. 3				
S3	W	61-34	LOUISIANA	9/NR
S8	W	37-14	ARIZONA	9/RV
S17	W	59-33	at Tulsa	8/NR
S24	W	30-29	at Texas A&M*	7/8
O1	Idle			5/
O8	W	70-28	KANSAS*	6/NR
O15	W	38-26	at Texas*	6/22
O22	W	45-24	at Missouri*	6/NR
O29	W	59-24	BAYLOR*	3/RV
N5	W	52-45	KANSAS STATE*	3/17
N12	W	66-6	at Texas Tech*	2/NR
N18	L	ot 31-37	at Iowa State*	2/NR
N25	Idle			5/
D3	W	44-10	OKLAHOMA*	3/13
Tostitos Fiesta Bowl - Glendale, Ariz.				
J2	W	ot 41-38	Stanford	3/4
*Conference games				

2012 - 8-5 (5-4 Big 12)

Preseason AP Ranking: No. 19				
S1	W	84-0	SAVANNAH STATE	19/NR
S8	L	38-59	at Arizona	18/NR
S15	W	65-24	LOUISIANA	RV/NR
S22	Idle			RV/
S29	L	36-41	TEXAS	RV/12
O6	Idle			
O13	W	20-14	at Kansas	
O20	W	31-10	IOWA STATE	
O27	W	36-10	TCU	RV/RV
N3	L	30-44	at Kansas State	RV/3
N10	W	55-34	WEST VIRGINIA	RV/NR
N17	W	59-21	TEXAS TECH	RV/23
N24	L	ot 48-51	at Oklahoma	22/14
D1	L	34-41	at Baylor	24/NR
Heart of Dallas Bowl - Dallas, Texas				
J1	W	58-14	Purdue	RV/NR

2013 - 10-3 (7-2 Big 12)

Preseason AP Ranking: No. 13				
Final AP Ranking: No. 17				
A31	W	21-3	vs. Mississippi St. (Houston)	13/NR
S7	W	56-35	at UTSA	13/NR
S14	W	59-3	LAMAR	12/NR
S21	Idle			11/
S28	L	21-30	at West Virginia	11/NR
O5	W	33-29	KANSAS STATE	21/NR
O12	Idle			22/
O19	W	24-10	TCU	21/NR
O26	W	58-27	at Iowa State	19/NR
N2	W	52-34	at Texas Tech	18/15
N9	W	42-6	KANSAS	15/NR
N16	W	38-13	at Texas	12/23
N23	W	49-17	BAYLOR	11/3
N30	Idle			7/
D7	L	24-33	OKLAHOMA	6/18
AT&T Cotton Bowl				
J3	L	31-41	vs. Missouri	13/9


2014 - 7-6 (4-5 Big 12)

A30	L	31-37	vs. Florida State (Arlington)	RV/1
S6	W	40-23	MISSOURI STATE	RV/NR
S13	W	43-13	UTSA	RV/NR
S20	Idle			25
S25	W	45-35	TEXAS TECH	24/NR
O4	W	37-20	IOWA STATE	21/NR
O11	W	27-20	at Kansas	16/NR
O18	L	9-42	at TCU	15/12
O25	L	10-34	WEST VIRGINIA	RV/22
N1	L	14-48	at Kansas State	RV/11
N8	Idle			
N15	L	7-28	TEXAS	
N22	L	28-49	at Baylor	NR/6
N29	Idle			
D6	W	ot 38-35	at Oklahoma	NR/18
Cactus Bowl - Tempe, Ariz.				
J2	W	30-22	vs. Washington	

2015 - 10-3 (7-2 Big 12)

Final AP Ranking: No. 20				
S3	W	24-13	at Central Michigan	RV/NR
S12	W	32-8	CENTRAL ARKANSAS	RV/NR
S19	W	69-14	UTSA	25/NR
S26	W	30-27	at Texas	24/NR
O3	W	36-34	KANSAS STATE	20/RV
O10	W	33-26	at West Virginia	21/RV
O17	Idle			16
O24	W	58-10	KANSAS	14/NR
O31	W	70-53	at Texas Tech	12/NR
N7	W	49-29	TCU	12/5
N14	W	35-31	at Iowa State	5/NR
N21	L	35-45	BAYLOR	4/10
N28	L	23-58	OKLAHOMA	9/5
Allstate Sugar Bowl - New Orleans, La.				
J1	L	20-48	vs. Ole Miss	13/16

The AP rankings for OSU and its opponents are listed to the right in OSU/OPP format.



Defensive ends Richetti Jones (left) and Jamie Blatnick (right) helped OSU defeat Stanford in the 2012 Fiesta Bowl.



BOWL RECAPS

1945 COTTON BOWL

JANUARY 1, 1945 | DALLAS, TEXAS

OKLAHOMA A&M	34
TCU	0

DALLAS – The first bowl appearance for Oklahoma A&M turned into a pleasant experience for the orange and black faithful as the Aggies used a season-ending 28-6 win over Oklahoma as a springboard to a dominating bowl performance.



Oklahoma A&M sophomore tailback whiz Bob Fenimore, the nation's total offense leader, lived up to All-America billings as the Cowboys bounced the local team from TCU, 34-0, in the third-largest margin of victory in Cotton Bowl history. Fenimore scored on runs of one and seven yards and completed 6-of-13 passes for 136 yards. Fullback Jim Spavital powered his way for 120 yards, including a 52-yard scoring bolt.

Meanwhile, the Poke defense smothered TCU, not allowing the Horned Frogs past midfield until the second half. Coach Jim Lookabaugh's muscular single-wing offense harvested 494 yards of total offense, while TCU could manage only 105. In the fourth period, A&M's reserves took over with Joe Thomas and Mack Creager adding touchdowns on short plunges.

The Aggies finished the year with an 8-1 record. It was their best win total since the 1932 squad won nine games.

Fenimore, Neill Armstrong (who would later coach the Chicago Bears) and tackle Ralph Foster were all Aggies who were named as the game's outstanding players. Fenimore was inducted into the Cotton Bowl Hall of Fame in the spring of 2007.

Score by Quarters	1	2	3	4	Score
TCU	0	0	0	0	0
Oklahoma A&M	14	0	7	13	34

SCORING PLAYS

Team	Scoring Play
A&M	Fenimore 1 run (Creager kick)
A&M	Spavital 52 run (Creager kick)
A&M	Fenimore 8 run (Creager kick)
A&M	Thomas 1 run (Creager kick)
A&M	Creager 1 run (kick failed)

	OAMC	TCU
FIRST DOWNS	20	5
RUSHES-YARDS (NET)	60-295	27-74
PASSING YDS (NET)	199	31
Passes Att-Comp-Int	17-9-1	10-3-3
TOTAL OFFENSE PLAYS-YARDS	77-494	37-105
Punts (Number-Avg)	6-26.3	8-34.3
Fumbles-Lost	1-1	2-1
Penalties-Yards	7-75	5-25

RUSHING: Oklahoma A&M: Fenimore 21-178, Spavital 18-120, Hankins 9-57, Thomas 7-25, Creager 5-16, Stafford 2-7, Connor 1-6, Moore 1-3, Karraker 1(-2). TCU: Ruff 7-35, Mason 8-26, Busby 1-12, Cox 1-4, Jackson 3-4, Hadaway 7(-7)

PASSING: Oklahoma A&M: Fenimore 6-13-1, 136; Thomas 2-2, 54. TCU: Hadaway 3-6-1, 31; Cox 0-3-1, 0; Busby 0-1

RECEIVING: Oklahoma A&M: Hankins 4-103, Creager 2-54, Moore 1-17, Armstrong 1-6, Thomas 1-9. TCU: Jackson 1-34, Ruff 1(-1), Gaxsen 1(-2)

PUNTING: Oklahoma A&M: Fenimore 5-28.8, Conner 1-14

1946 SUGAR BOWL

JANUARY 1, 1946 | NEW ORLEANS, LA.

ST. MARY'S	13
OKLAHOMA A&M	33

NEW ORLEANS -- A capacity crowd of 75,000 gathered to watch the battle of All-Americans, Oklahoma A&M's Bob "Blond Bomber" Fenimore and St. Mary's "Squirmin'" Herman Wedemeyer.



Wedemeyer's 46-yard touchdown pass to Dennis O'Connor opened the scoring, but Fenimore matched it with a 29-yard scoring toss to Cecil Hankins as the first quarter ended. Fenimore's short plunge gave A&M the lead for keeps, but just before the half, Wedemeyer lateralled to Fred DeSalvo, who weaved his way through Aggie defenders 44 yards for a touchdown. The conversion missed, and A&M led at halftime.

While the Cowboy passing game was off, the ground game produced another Fenimore TD plunge in the third period, and Jim Reynolds opened the fourth stanza by leaping a yard for a score. Reynolds winged a 20-yard TD pass to Joe Thomas in the final minutes to end the wild scoring derby.

In his battle with Wedemeyer, Fenimore got the best of the total offense struggle, netting 206 yards in 36 plays while Wedemeyer had 184 yards in 25 plays. Fenimore also punted four times for an average of 53.2 yards.

Score by Quarters	1	2	3	4	Score
St. Mary's	7	6	0	0	13
Oklahoma A&M	7	7	6	13	33

SCORING PLAYS

- 1st - 8:40 - SMC - O'Connor 46 pass from Wedemeyer (Wedemeyer kick)
- 1st - 6:45 - A&M - Hankins 29 pass from Fenimore (Reynolds kick)
- 2nd - 11:55 - A&M - Fenimore 1 run (Reynolds kick)
- 2nd - 9:20 - SMC - DeSalvo 44 run (PAT attempt failed)
- 3rd - 0:00 - A&M - Fenimore 1 run (PAT attempt failed)
- 4th - 4:10 - A&M - Reynolds 1 run (Reynolds kick)
- 4th - 0:00 - A&M - Thomas 20 pass from Reynolds

	OAMC	SMC
FIRST DOWNS	15	8
RUSHING YARDS (NET)	217	61
PASSING YDS (NET)	112	177
Passes Att-Comp-Int	13-6-4	24-11-2
TOTAL OFFENSE YARDS	329	238
Punts (Number-Avg)	4-47.2	5-43.8
Fumbles-Lost	0	2
Penalties-Yards	45	35

1949 DELTA BOWL

JANUARY 1, 1949 | MEMPHIS, TENN.

WILLIAM & MARY	20
OKLAHOMA A&M	0

MEMPHIS -- Only 15,069 fans braved chilling weather in Crump Stadium as the William and Mary Indians made the most of Oklahoma A&M's mistakes for a 20-0 win in the second and final Delta Bowl.



The Indians never got outside their own 36-yard-line in the first half, but quarterback Tommy Korshowski passed 12 yards to Lou Hoitsma in the third period for a touchdown. A Cowboy fumble set the stage for Korshowski's 22-yard scoring aerial to Jack Bruce in the fourth period.

With A&M driving, Indian tackle Lou Creekmur picked off a deflected Bob Carey pass and rumbled 70 yards for the game's last tally. Jack Cloud was the only Indian rusher of the day, gaining 78 yards in 14 tries while Kenny Roof had 63 in seven cracks for the Aggies.

Score by Quarters	1	2	3	4	Score
William & Mary	0	0	6	14	20
Oklahoma A&M	0	0	0	0	0

SCORING PLAYS

- 3rd - 0:35 - W&M - Hoitsma 12 yd pass from Korshowski (PAT failed)
- 4th - 14:54 - W&M - Bruce yd 22 pass from Korshowski (Rex kick)
- 4th - 3:40 - W&M - Creekmur 70 yd interception return (Rex kick)

	OAMC	WM
FIRST DOWNS	10	7
RUSHING YARDS (NET)	161	161
PASSING YDS (NET)	68	56
Passes Att-Comp-Int	27-6-2	12-5-2
TOTAL OFFENSE PLAYS-YARDS	229	211
Punt Returns-Yards	10-122	2-18
Kickoff Returns-Yards	4-29	3-27
Interception Returns-Yards	0-0	1-12
Punts (Number-Avg)	9-43	12-43
Fumbles Lost	1	1
Penalties-Yards	5-55	6-70

RUSHING: Oklahoma A&M-Grimes 11-18; Meinert 13-38; Aldridge 6-14; K. Roof 7-63

PASSING: Oklahoma A&M-Hartman 2-11-20; Cook 0-7-0; Carey 4-9-48. William & Mary: Korshowski 5-12-2-56

RECEIVING: Oklahoma A&M-Loyd 3-35; Long 3-23; Aldridge 1-10. William & Mary-Hoitsma 1-12; Cloud 2-12; Bruce 3-32



BOWL RECAPS

1958 BLUEGRASS BOWL

DECEMBER 13, 1958 | LOUISVILLE, KY.

OKLAHOMA STATE	15
FLORIDA STATE	6

LOUISVILLE - Playing on a baseball diamond and in tennis shoes, Oklahoma State's ground game, behind Duane Wood and Forrest Campbell, staked the Pokes to a 15-point lead, and a rock-ribbed defense surrendered only a late TD pass from Joe Majors to Carl Meyer.

Wood scored both OSU touchdowns on rushes of one and 17 yards. But Campbell, who netted 130 yards on 26 carries, was chosen outstanding player of the game. Dick Soergel engineered the OSU offense while Vandiver Childs, Jim Howard, Sonny Keys, John Calvin and Fred Latham manned a mauling Cowpoke defense.

The game was televised over ABC-TV with Harry Wismer handling the play-by-play duties and Howard Cosell providing color commentary. Only 7,000 frigid fans turned out for the first and last edition of the Bluegrass Bowl.

Score by Quarters	1	2	3	4	Score
Oklahoma State	0	7	8	0	15
Florida State	0	0	0	6	6

SCORING PLAYS

- 2nd - 14:31 - OSU - D. Wood, 17 run (J. Wood kick)
- 3rd - 0:07 - OSU - D. Wood, 1 run (D. Wood from Soergel)
- 4th - 13: 52 - FSU - Meyer, 39 pass from Majors (run failed)

	OSU	FSU
FIRST DOWNS	23	12
RUSHES-YARDS (NET)	298	100
PASSING YDS (NET)	77	185
Passes Att-Comp-Int	12-6-1	22-9-4
TOTAL OFFENSE PLAYS-YARDS	375	285
Punts (Number-Avg)	5-30.0	2-30.0
Fumbles Lost	1	2
Penalties-Yards	65	25

RUSHING: Oklahoma State-Campbell, 26-130; Wood, 17-81, 2 TD; Wiggins, 12-59; Banfield, 7-34; Soergel 1-12; Rundle 3-7; Cross 1-3; Sewell 4-3; Wagner 1-1. Florida State-Pickard 14-44; Prinzi 7-30; Renn 2-13; Majors 3-12; Whitehead 1-3; McCormick 1-0

PASSING: Oklahoma State-Soergel, 6-12-77; Florida State-Majors 5-9-116; Prinzi 4-13-69

RECEIVING: Oklahoma State-Wiggins, 2-38; D. Wood, 2-23; J. Wood, 1-9; Harkey, 1-7. Florida State-Romeo 3-62; Renn 2-46; Meyer 1-39; Emens 2-22; Pasquale 1-16

1974 FIESTA BOWL

DECEMBER 28, 1974 | TEMPE, ARIZ.

OKLAHOMA STATE	16
BRIGHAM YOUNG	6

TEMPE -- A slow-starting offense aided by a spunky defense lifted OSU to a 16-6 verdict over Brigham Young, champs of the WAC.

State didn't get a first down in the opening quarter as the Cougars posted a pair of field goals. Midway in the second period Charlie Weatherbie pitched to Kenny Walker, who scored from 12 yards out. OSU made three deep drives in the third period but settled for a single field goal, a 42-yarder by Abby Daigle.

After subduing a fourth-quarter Cougar drive at the OSU 28, the Pokes wedged their way past midfield in a time-consuming drive. Leonard Thompson then lofted the halfback pass to split end Gerald Bain for 40 yards and the clinching score.

State's Phillip Dokes decked Cougar quarterback Gary Shiede late in the first period with a jarring tackle which dampened BYU hopes but understudy Mark Giles almost bailed the Cougars out of trouble with his fourth-quarter efforts. Dokes picked up the outstanding defensive player trophy and Walker was chosen top offensive player as OSU dominated play in the second half.

Score by Quarters	1	2	3	4	Score
Oklahoma State	0	7	3	6	16
BYU	6	0	0	0	6

SCORING PLAYS

- 1st - 9:34 - BYU - Uselman, 30 FG
- 1st - 0:33 - BYU - Uselman, 43 FG
- 2nd - 0:46 - OSU - Walker, 12 run (Daigle kick)
- 3rd - 2:54 - OSU - Daigle, 42 FG
- 4th - 3:42 - OSU - Bain, 40 pass from Thompson (kick failed)

	OSU	BYU
FIRST DOWNS	14	17
RUSHES-YARDS (NET)	55-147	36-120
PASSING YDS (NET)	77	181
Passes Att-Comp-Int	18-7-0	31-15-3
TOTAL OFFENSE PLAYS-YARDS	73-224	67-301
Punt Returns-Yards	4-13	2-3
Kickoff Returns-Yards	1-15	1-17
Punts (Number-Avg)	7-41.9	6-41.8
Fumbles-Lost	6-0	3-1
Penalties-Yards	12-84	9-66
Possession Time	31:45	28:15

RUSHING: Oklahoma State-Walker 7-35, TD; Nelms, 6-32; Turner, 9-27; Thompson, 9-22; Burk 4-6; Miller 1-minus 1; Bain 1-minus 8; Derrick 3-10. BYU-Blanc 19-55; Mahoney 6-31; Christenson 1-1; Giles 10-33.

PASSING: Oklahoma State-Thompson, 1-1-0-40; Weatherbie, 4-13-0-21; Burk, 2-4-0-16. BYU-Sheide 5-4-0-43; Giles 26-11-3-138.

RECEIVING: Oklahoma State-Bain 2-48; Boyer 2-12; Lisle 1-10; Walker 1-6; Thompson 1-1. BYU-Betham 2-28; Toolson 3-36; Mahoney 1-7; Blanc 4-36; Christenson 2-24; LaBue 3-50

INTERCEPTIONS: Oklahoma State-Buck 1-13; Allen 1-15; Meyers 1-23. BYU-None

1976 TANGERINE BOWL

DECEMBER 19, 1976 | ORLANDO, FLA.

BRIGHAM YOUNG	21
OKLAHOMA STATE	49

ORLANDO -- Billed as a showdown between Brigham Young pass-happy quarterback Gifford Nielsen and Oklahoma State running back Terry Miller, the Cowboy defense and Miller were the standouts in a 49-21 triumph for Oklahoma State.

Defensive tackle Chris Dawson intercepted a Nielsen pass in the first quarter and returned it 36 yards for a TD. And while Nielsen completed 23-of-34 passes for 209 yards and a TD, he was intercepted three more times by defensive backs Milton Kirven, Gary Irons and Jerry Cramer.

Meanwhile, Miller ran wild for 173 yards and had scoring jaunts of 78, 6, 3 and 1 yards. The Cowboys rolled up 402 yards total offense, including 375 on the ground, to rout BYU. Cowboy running back Robert Turner supported Miller's running with 80 yards on 22 attempts and a TD, and All-America tackle Phillip Dokes led a parade of OSU defenders that kept constant pressure on Nielsen.

Score by Quarters	1	2	3	4	Score
BYU	0	14	7	0	21
Oklahoma State	7	21	21	0	49

SCORING PLAYS

- OSU Dawson, 36 INT Ret. (Daigle kick)
- BYU Christensen, 1 run (D. Taylor kick)
- OSU Weatherbie, 2 run (Daigle kick)
- OSU Miller, 3 run (Daigle kick)
- BYU Thompson, 27 pass from Nielson (D. Taylor kick)
- OSU Miller, 78 run (Daigle kick)
- BYU Lowry, 102 KO Ret. (D. Taylor kick)
- OSU R. Turner, 1 run (kick failed)
- OSU Miller, 6 run (Lisle pass from Weatherbie)
- OSU Miller, 1 run (Daigle kick)

	BYU	OSU
FIRST DOWNS	14	18
RUSHES-YARDS (NET)	26-46	70-375
PASSING YDS (NET)	209	27
Passes Att-Comp-Int	34-23-4	10-2-0
TOTAL OFFENSE PLAYS-YARDS	60-255	80-402
Punt Returns-Yards	2-30	0-0
Kickoff Returns-Yards	8-204	4-42
Interception Returns-Yards	0-0	4-110
Punts (Number-Avg)	5-40.8	5-34.4
Fumbles-Lost	3-1	4-2
Penalties-Yards	6-67	7-56

RUSHING: Oklahoma State-Miller 23-173; Turner 22-80; Weatherbie 11-28; Dindy 7-68; Bailey 3-23; Taylor 2-minus 2; Lisle 1-8; Berry 1-minus 3. BYU-Blanc 8-31; Nielsen 6-6; Christensen 6-6; Lowry 4-7; Chronister 1-minus 4; Gourley 1-0.

PASSING: Oklahoma State-Weatherbie 1-9-0-27; Parsley 1-1-0-0. BYU-Nielson 23-34-1-209.

RECEIVING: Oklahoma State-Lisle 2-27.

INTERCEPTIONS: Oklahoma State-Dawson 1-36, Irons 1-44, Kirven 1-14, Cramer-16. BYU-0-0



BOWL RECAPS

1981 INDEPENDENCE BOWL

DECEMBER 12, 1981 | SHREVEPORT, LA.

TEXAS A&M

33

OKLAHOMA STATE

16

SHREVEPORT -- Oklahoma State's nationally-ranked defense did its job for a while, but Texas A&M opened up late in the first half to score two quick touch-downs and went on to hand the Cowboys just their second bowl loss, 33-16, in the Independence Bowl.



OSU's opportunistic offense turned an Aggie fumble into a 7-0 lead only minutes into the game. Defensive back Pete DiClementi recovered a fumble for the Pokes on A&M's 25, and running back Ernest Anderson got the score several plays later on a one-yard plunge.

The Aggies responded with the first of four David Hardy field goals to cut the margin to 7-3, but all-Big Eight kicker Larry Roach put OSU back up by seven, 10-3, with a 43-yarder of his own. Midway through the second period, Hardy closed the margin to 10-6, and moments later the Aggies scored two lightning quick cross-country aerial touchdowns to move to a 20-10 halftime lead.

Two Hardy field goals upped that lead to 26-10 before the Cowboys drove 66 yards for Vince Orange's five-yard TD burst. OSU was crippled by injuries to several running backs during the contest, and A&M showed its versatility with 223 rushing yards and 225 passing yards before a record 47,300. Linebacker Mike Green led OSU's defense and was voted outstanding defensive player.

Score by Quarters	1	2	3	4	Score
Texas A&M	3	17	3	10	33
Oklahoma State	10	0	0	6	16

SCORING PLAYS

- 1st - 12:58 - OSU - Anderson, 1 run (Roach kick)
- 1st - 5:13 - TAMU - Hardy, 33 FG
- 1st - 0:46 - OSU - Roach, 42 FG
- 2nd - 6:39 - TAMU - Hardy, 32 FG
- 2nd - 2:45 - TAMU - J. Williams, 50 pass from Kubiak (Hardy kick)
- 2nd - 0:43 - TAMU - J. Williams, 38 pass from Kubiak (Hardy kick)
- 3rd - 1:15 - TAMU - Hardy, 50 FG
- 4th - 8:16 - TAMU - Hardy, 18 FG
- 4th - 6:32 - OSU - Orange, 5 run (pass failed)
- 4th - TAMU - 1:32 - Hector, 4 run (Hardy kick)

	OSU	TAMU
FIRST DOWNS	16	23
RUSHES-YARDS (NET)	34-70	58-223
PASSING YDS (NET)	187	225
Passes Att-Comp-Int	35-14-1	21-15-0
TOTAL OFFENSE PLAYS-YARDS	69-257	79-448
Fumble Returns-Yards	0-0	0-0
Punt Returns-Yards	1-8	2-1
Kickoff Returns-Yards	7-154	3-37
Interception Returns-Yards	0-0	1-0
Punts (Number-Avg)	6-40.3	3-42.0
Fumbles-Lost	3-1	4-2
Penalties-Yards	3-34	6-60
Possession Time	23:53	36:07

RUSHING: Oklahoma State-Jones 14-37; Anderson 5-26; Young 1-14; Orange 5-8; Hammond 1-2; Hilger 8-minus 11. Texas A&M-Jackson 22-123; Hector 18-45; Kubiak 11-34; Sanders 7-21.

PASSING: Oklahoma State-Hilger 14-35-1-187. Texas A&M-Kubiak 15-20-0-225; Hector 0-1-0-0.

RECEIVING: Oklahoma State-Cromer 5-73; Young 4-45; Franks 2-39; Chesley 2-18; Ingram 1-12. Texas A&M-Williams 5-118; Whitwell 3-43; Jones 2-24; Hector 2-10; Lewis 1-17; Sanders 1-10; Jackson 1-3.

INTERCEPTIONS: Oklahoma State-None. Texas A&M-

FUMBLES LOST: Oklahoma State-Hilger; Texas A&M-Kubiak; Hector

1983 BLUEBONNET BOWL

DECEMBER 31, 1983 | HOUSTON, TEXAS

BAYLOR

14

OKLAHOMA STATE

24

HOUSTON -- Quarterback Rusty Hilger and tailback Ernest Anderson sparked Oklahoma State past Baylor, 24-14, as a near-sellout crowd of 50,090 in the Astrodome watched the 25th Bluebonnet Bowl.



Anderson carried the ball 27 times for 143 yards and a touchdown while Hilger completed 12-of-17 for 137 yards and a pair of touchdowns to ignite the Oklahoma State win. Hilger, who was later named MVP, left the game late in the first half with a slight concussion. He didn't return but Anderson's nifty running and another strong performance by the Cowboy defense kept Baylor at bay.

OSU held the Bears to just 134 yards on the ground and the Cowboy secondary picked off two passes to help seal the win. Touchdown passes from Hilger to Malcolm Lewis and Jamie Harris and a one-yard scoring run by Anderson gave OSU a 21-0 advantage before Baylor got on the scoreboard late in the first half.

The Pokes added a Larry Roach field goal in the first half while Baylor found the endzone an additional time in the second to complete the scoring.

Score by Quarters	1	2	3	4	Score
Baylor	0	7	0	7	14
Oklahoma State	6	18	0	0	24

SCORING PLAYS

- 1st - 8:45 - OSU - Lewis 12 yd pass from Hilger (kick failed)
- 2nd - 14:58 - OSU - Anderson 1 yd run (Hilger pass to Lewis)
- 2nd - 6:02 - OSU - Harris 26 yd pass from Hilger (Roach kick)
- 2nd - 1:21 - BU - McNeil 12 yd pass from Carlson (Jimmerson kick)
- 2nd - 0:21 - OSU - Roach 44 yd field goal
- 4th - 5:07 - BU - Anderson 28 yd pass from McNeil (Jimmerson kick)

	OSU	BU
FIRST DOWNS	19	18
RUSHES-YARDS (NET)	34-134	45-178
PASSING YDS (NET)	245	187
Passes Att-Comp-Int	32-16-2	30-17-1
TOTAL OFFENSE PLAYS-YARDS	66-379	75-365
Fumble Returns-Yards	0-0	0-0
Punt Returns-Yards	3-18	2-15
Kickoff Returns-Yards	3-27	2-1
Interception Returns-Yards	1-30	2-2
Punts (Number-Avg)	5-42.0	6-39.0
Fumbles-Lost	0-0	2-1
Penalties-Yards	4-40	7-55
Possession Time	23:59	36:01
Third-Down Conversions	6 of 14	7 of 18
Fourth-Down Conversions	0 of 1	1 of 2
Sacks By: Number-Yards	0-0	5-31

RUSHING: Baylor-Anderson 21-103; Rice 4-28; Davis 1-17; Sargent 2-8; Carlson 1-minus 2; Muecke 5-minus 20. Oklahoma State-Anderson, Ernest 27-143; Jones, Shawn 13-32; Price, Arthur 3-5; Cook, Kelly 1-2; Hilger, Rusty 1-minus 4.

PASSING: Baylor-Carlson 7-17-1-65; Muecke 8-14-1-152; Anderson 1-1-0-28. Oklahoma State-Hilger, Rusty 12-17-0-137; Jackson, Ike 5-13-1-50.

RECEIVING: Baylor-McNeil 10-163; Davis 4-64; Conrad 1-14; Sargent 1-4. Oklahoma State-Chesley, John 5-54; Lewis, Malcolm 5-46; Harris, Jamie 3-69; Charles Crawford 3-9; Anderson, Ernest 1-9.

INTERCEPTIONS: Baylor-Lewis 1-30. Oklahoma State-Hinds, Adam 1-0; Spencer, James 1-minus 2.

FUMBLES: Baylor-None. Oklahoma State-Anderson, Ernest 1-1; Charles Crawford 1-0.

1984 GATOR BOWL

DECEMBER 28, 1984 | JACKSONVILLE, FLA.

OKLAHOMA STATE

21

SOUTH CAROLINA

14

JACKSONVILLE -- After South Carolina overcame a 13-point Oklahoma State lead, the Cowboys stormed 88 yards to score the decisive touchdown on a bruising, 25-yard Rusty Hilger-to-tight end Barry Hanna pass play with just over a minute left in the game to hand OSU a 21-14 victory before a record crowd of 82,138 in the 40th Annual Gator Bowl.



Hanna, who scored his only touchdown of the season on that play, banged off two tacklers and carried a few more into the end zone with him as he tip-toed down the sideline for the game-saving score.

Earlier in the game, the Cowpokes bulldozed their way to a 13-0 lead. Freshman tailback Thurman Thomas, the game's MVP when he rushed for 155 yards and a touchdown and passed for a TD, leaped over from one yard out at the end of O-State's first possession. Then, early in the second quarter when it appeared the Gamecocks had stalled the Cowpokes at the Carolina six-yard line, Thomas took a Hilger pitch, ran right and suddenly stopped and threw back left to a wide open Hilger for the score. The conversion attempt was wide and it was a play to haunt the Pokes until Hanna's heroics.

Carolina regained the lead quickly in the third quarter on aerial bombs of 24 and 57 yards, but the rest of the time the stubborn Cowboy defense kept the Gamecock attack in a fog. OSU's final drive was endangered only once, that on a fourth-and-sixth situation at midfield, but Hilger hit the reliable Hanna for 13 yards to the Carolina 36. Hilger mixed up the defense beautifully by sending Thomas up the middle on a draw play for 11 yards and then came heart-stopping magic on the TD pass to Hanna.

Score by Quarters	1	2	3	4	Score
Oklahoma State	7	6	0	8	21
South Carolina	0	0	14	0	14

SCORING PLAYS

- 1st - 8:16 - OSU - Thomas 1 yd run (Roach kick)
- 2nd - 9:39 - OSU - Hilger 6 yd pass from Thomas (Team rush failed, bad snap)
- 3rd - 7:36 - USC - Wade 24 yd pass from Lewis (Hagler kick)
- 3rd - 2:44 - USC - Hillary 57 yd pass from Hold (Hagler kick)
- 4th - 1:04 - OSU - Hanna 25 yd pass from Hilger (Harris pass from Hilger)



BOWL RECAPS

	OSU	USC
FIRST DOWNS	22	14
RUSHES-YARDS (NET)	43-172	42-104
PASSING YDS (NET)	211	194
Passes Att-Comp-Int	42-25-1	21-8-1
TOTAL OFFENSE PLAYS-YARDS	85-383	63-298
Fumble Returns-Yards	0-0	0-0
Punt Returns-Yards	0-0	2-3
Kickoff Returns-Yards	0-0	3-52
Interception Returns-Yards	1-34	1-0
Punts (Number-Avg)	5-35.6	7-41.7
Fumbles-Lost	2-0	6-3
Penalties-Yards	3-21	5-38
Possession Time	34:28	25:32
Third-Down Conversions	9 of 18	7 of 17
Fourth-Down Conversions	0 of 0	0 of 0
Sacks By: Number-Yards	3-18	1-1

RUSHING: Oklahoma State-Thomas, Thurman 32-155; Hilger, Rusty 7-11; Zachary, Ken 1-2; Timmons, Will 1-2; Crawford, C. 2-2. South Carolina-Lewis 6-36; Hold 18-33; Dendy 13-20; Smith 2-12; Brown 3-3.

PASSING: Oklahoma State-Hilger, Rusty 24-41-1-205; Thomas, Thurman 1-1-0-6. South Carolina-Hold 7-20-1-170; Lewis 1-1-0-24.

RECEIVING: Oklahoma State-Hanna, Barry 8-92; Lewis, Malcolm 3-33; Werner, Terry 3-24; Thomas, Thurman 3-3; Harris, Jamie 2-18; Zachary, Ken 2-16; Riley, Bobby 2-9; Crawford, C. 1-10; Hilger, Rusty 1-6. South Carolina-Hillary 2-75; Poole 1-45; Wade 1-24; Corley 1-16; Dendy 1-14; Bacon 1-12; Brown 1-8.

INTERCEPTIONS: Oklahoma State-Williams, Demise 1-34. South Carolina-Gilliard 1-0.

FUMBLES: Oklahoma State-Crawford, C. 1-0; Williams, Demise 1-0. South Carolina-Hold 3-1; Lewis 2-2; Brown 1-0.

1985 GATOR BOWL DECEMBER 30, 1985 JACKSONVILLE, FLA.	
OKLAHOMA STATE	23
FLORIDA STATE	34

JACKSONVILLE -- The 17th-ranked Florida State Seminoles sprinted out to an early 13-point margin before No. 18 Oklahoma State got untracked, and despite a third-quarter surge, the Seminole aerial attack was too much as the Cowboys dropped a 34-23 decision in front of a bi-partisan crowd of 79,417 in the 41st annual Gator Bowl.



In what was touted as an explosive FSU offense versus a stingy OSU defense, FSU coach Bobby Bowden decided to go with a freshman quarterback and a third-string senior tailback just two weeks prior to the game. The decision proved effective as the Seminoles exploded for 569 total yards, 231 on the ground and 338 through the air.

FSU stunned the Pokes with a 45-yard pass on the first play of the game and threw for 214 yards in the opening half. The Seminoles

took a 27-3 lead into the middle of the third quarter but OSU put a pair of quick touchdowns on the board to cut the deficit to 27-17.

Following a blocked punt by OSU freshman Milton Cockrell a come-back seemed possible. However, the Cowboys could not mount a drive and were forced to punt.

Florida State MVP quarterback Chip Ferguson then went to work again and nine plays later finalized the scoring on a one-yard keeper. OSU, losing for only the third time in ten postseason appearances, totaled 369 yards, but saw sophomore sensation Thurman Thomas limited to just 97 yards on 26 carries.

Score by Quarters	1	2	3	4	Score
Oklahoma State	0	0	17	6	23
Florida State	3	10	14	7	34

SCORING PLAYS

1st - 2:28 - FSU - Schmidt 23 yd field goal
 2nd - 2:31 - FSU - Gainer 31 yd pass from Ferguson (Schmidt kick)
 2nd - 0:02 - FSU - Schmidt 39 yd field goal
 3rd - 9:46 - OSU - Dennis 33 yd field goal
 3rd - 6:02 - FSU - C. Jones 3 yd rush (Schmidt kick)
 3rd - 4:51 - FSU - Gainer 19 yd pass from Ferguson (Schmidt kick)
 3rd - 2:52 - OSU - Thomas 29 yd pass from Williams (Dennis kick)
 3rd - 1:19 - OSU - Williams 12 yd pass from Thomas (Dennis kick)
 4th - 10:43 - FSU - Ferguson 1 yd run (Schmidt kick)
 4th - 0:10 - OSU - Dykes 31 yd pass from Williams (pass failed)

	OSU	FSU
FIRST DOWNS	23	31
RUSHES-YARDS (NET)	35-106	41-231
PASSING YDS (NET)	263	338
Passes Att-Comp-Int	44-22-2	43-20-1
TOTAL OFFENSE PLAYS-YARDS	79-369	84-569
Fumble Returns-Yards	1-17	0-0
Punt Returns-Yards	2-20	3-25
Kickoff Returns-Yards	5-89	4-68
Interception Returns-Yards	1-0	2-44
Punts (Number-Avg)	7-35.9	4-47.5
Fumbles-Lost	1-0	3-2
Penalties-Yards	3-27	9-110
Possession Time	31:49	28:11
Third-Down Conversions	6 of 18	6 of 16
Fourth-Down Conversions	0 of 0	0 of 0
Sacks By: Number-Yards	1-6	2-8

RUSHING: Oklahoma State-Thomas, Thurman 26-97; Timmons, Will 2-11; Dykes, Hart Lee 1-1; Williams, Ronnie 6-minus 3. Florida State-Smith, T. 24-201; Jones, C. 6-18; Floyd 2-8; Ross 2-7; White, R. 1-1; Ferguson 6-minus 4.

PASSING: Oklahoma State-Williams, Ronnie 21-43-2-251; Thomas, Thurman 1-1-0-12. Florida State-Ferguson 20-43-1-338.

RECEIVING: Oklahoma State-Dykes, Hart Lee 8-104; Werner, Terry 4-30; Riley, Bobby 3-49; Thomas, Thurman 3-44; Dillard, J.R. 2-13; Williams, Ronnie 1-12; Luper, Curtis 1-11. Florida State-Gainer 7-148; Carter, P. 5-81; White, R. 4-87; Smith, T. 2-8; Panton 1-10; Brown 1-4.

INTERCEPTIONS: Oklahoma State-Gilliam, Melvin 1-0. Florida State-Sanders, Deion 1-28; Sanders, Tracy 1-16.

FUMBLES: Oklahoma State-Thomas, Thurman 1-0. Florida State-Smith, T. 1-1; Ross 1-0; Ferguson 1-1.

1987 SUN BOWL

DECEMBER 25, 1987 | EL PASO, TEXAS

WEST VIRGINIA	33
OKLAHOMA STATE	35

EL PASO -- In one of the most entertaining postseason games of the year, Oklahoma State rallied to defeat West Virginia 35-33 in the snow of the 1987 John Hancock Sun Bowl.



The heroes for Oklahoma State were many but the list was topped by tailback Thurman Thomas who rushed for 157 yards on 33 carries and scored four touchdowns. It was a fitting way for the Cowboy All-American to end his collegiate career. He was named MVP of the bowl and played in front of a national television audience on CBS.

It wasn't easy for OSU, however. The Cowboys scored first on a five-yard run by Thomas, set up by a long Mike Gundy-to-Hart Lee Dykes pass play. West Virginia tied it 7-7 later in the first quarter, but OSU came back to take the lead 14-7 on a nine-yard run by Thomas.

The OSU lead was short-lived. West Virginia scored two touchdowns and a field goal in the second quarter that went unanswered by Oklahoma State and the Mountaineers led 24-14 at the half.

The Cowboys took the lead with 1:43 left in the third quarter on a six-yard pass from Gundy to J.R. Dillard and the successful PAT made it 28-27. The Cowboys took a 35-27 lead in the fourth quarter on a four-yard run by Thomas. O-State had to hold one more time, however, as West Virginia drove for a touchdown with just 1:13 left. OSU defender Shawn Mackey's goal line tackle on the two-point conversion try stopped West Virginia from tying the game in the final minute.

Score by Quarters	1	2	3	4	Score
Oklahoma State	14	0	14	7	35
West Virginia	7	17	3	6	33

SCORING PLAYS

1st - 13:28 - OSU - Thomas 5 yd run (Blanchard kick)
 1st - 8:49 - WVU - Brown 1 yd run (Baumann kick)
 1st - 5:16 - OSU - Thomas 9 yd run (Blanchard kick)
 2nd - 13:56 - WVU - Brown 5 yd run (Baumann kick)
 2nd - 5:40 - WVU - Baumann 33 yard field goal
 2nd - 4:54 - WVU - Warren 23 yd INT return (Baumann kick)
 3rd - 11:25 - OSU - Thomas 4 yd run (Blanchard kick)
 3rd - 7:12 - WVU - Baumann 38 yard field goal
 3rd - 1:43 - OSU - Dillard 6 yd pass from Gundy (Blanchard kick)
 4th - 5:13 - OSU - Thomas 4 yd run (Blanchard kick)
 4th - 1:13 - WVU - Taylor 6 yd run (Conversion Failed)

	OSU	WVU
FIRST DOWNS	23	22
RUSHES-YARDS (NET)	47-185	70-331
PASSING YDS (NET)	161	54
Passes Att-Comp-Int	18-12-2	7-2-1
TOTAL OFFENSE PLAYS-YARDS	65-346	77-385
Fumble Returns-Yards	0-0	0-0
Punt Returns-Yards	3-29	0-0
Kickoff Returns-Yards	3-58	4-72
Interception Returns-Yards	1-3	2-23
Punts (Number-Avg)	2-33.0	3-41.0
Fumbles-Lost	0-0	1-0
Penalties-Yards	2-15	8-79
Possession Time	27:31	32:29
Third-Down Conversions	9 of 15	6 of 16
Fourth-Down Conversions	0 of 0	0 of 0
Sacks By: Number-Yards	1-8	0-0



BOWL RECAPS

RUSHING: Oklahoma State-Thurman Thomas 33-157; Barry Sanders 6-19; Mike Gundy 8-9. West Virginia-Brown 32-167; Harris 24-103; Taylor 12-58; Napleon 2-3.

PASSING: Oklahoma State-Mike Gundy 12-18-2-161. West Virginia-Harris 2-7-1-54.

RECEIVING: Oklahoma State-Hart Lee Dykes 3-72; Thurman Thomas 3-20; J.R. Dillard 3-18; Ronnie Williams 1-19; Jarrod Green 1-16; Brien Keith 1-16. West Virginia-Bell 1-45; Winn 1-9.

INTERCEPTIONS: Oklahoma State-Jerry Deckard 1-3; Wade Weller 1-0. West Virginia-Warren 1-23; Wilson 1-0.

FUMBLES: Oklahoma State-None. West Virginia-Harris 1-0.

1988 HOLIDAY BOWL

DECEMBER 30, 1988 | SAN DIEGO, CALIF.

OKLAHOMA STATE	62
WYOMING	14

SAN DIEGO -- Touted as one of the great offensive showdowns of the '88 season, Oklahoma State and Wyoming found themselves in a 7-7 deadlock at the conclusion of the first quarter of the Sea World Holiday Bowl.



But one set of Cowboys, the group from Stillwater, forged a 17-7 lead at halftime and broke the contest wide open in the third quarter on their way to a 62-14 romp. OSU's high-powered offense was as explosive as ever, as the trio of Heisman winner Barry Sanders, All-American Hart Lee Dykes and Mike Gundy joined forces for the last time in front of a crowd of 60,718 at Jack Murphy Stadium.

Sanders rushed for 222 yards on 29 carries with five touchdowns -- all Holiday Bowl records. Dykes broke the Holiday Bowl record for reception yardage, as he caught 10 passes for 163 yards, including a 25-yard strike from Gundy in the fourth quarter. Gundy completed 20-of-24 passes for 315 yards and two touchdowns and caught a 17-yard pass from Sanders to set up another score.

Not only bowl records fell, though. Gundy's 315 yards through the air set a school record, and the Cowboys' 698 yards in total offense was the third-highest output in OSU history. OSU's defense proved to be the biggest surprise of the contest, however, as they allowed Wyoming only 33 yards rushing and 204 yards in total offense. Sim Drain, named the Defensive Player of the Game, had four tackles and two sacks and led the OSU defense to its lowest yardage allowance since 1986.

Score by Quarters	1	2	3	4	Score
Oklahoma State	7	10	28	17	62
Wyoming	7	0	7	0	14

SCORING PLAYS

- 1st - 10:13 - OSU - Sanders, 33 run (Blanchard kick)
- 1st - 0:50 - WYO - Welniak, 4 run (Fleming kick)
- 2nd - 1:29 - OSU - Sanders, 2 run (Blanchard kick)
- 2nd - 0:01 - OSU - Blanchard, 33 FG
- 3rd - 11:53 - OSU - Parker, 12 pass from Gundy (Blanchard kick)
- 3rd - 8:31 - WYO - Welniak, 4 run (Fleming kick)
- 3rd - 8:13 - OSU - Sanders, 67 run (Blanchard kick)
- 3rd - 3:43 - OSU - Sanders, 1 run (Blanchard kick)
- 3rd - 0:06 - OSU - Sanders, 10 run (Blanchard kick)
- 4th - 12:58 - OSU - Blanchard, 19 FG
- 4th - 6:58 - OSU - Dykes, 25 pass from Gundy (Blanchard kick)
- 4th - 1:13 - OSU - C. Smith, 5 run (Blanchard kick)

	OSU	WYO
FIRST DOWNS	34	14
RUSHES-YARDS (NET)	51-320	30-33
PASSING YDS (NET)	378	171
Passes Att-Comp-Int	29-24-0	32-16-2
TOTAL OFFENSE PLAYS-YARDS	80-698	62-204
Fumble Returns-Yards	0-0	0-0
Punt Returns-Yards	4-20	0-0
Kickoff Returns-Yards	2-22	10-195
Interception Returns-Yards	2-13	0-0
Punts (Number-Avg)	0-0.0	6-37.2
Fumbles-Lost	1-1	1-0
Penalties-Yards	3-35	4-30
Possession Time	33:23	26:37
Third-Down Conversions	9 of 11	7 of 15
Fourth-Down Conversions	0 of 0	0 of 1
Sacks By: Number-Yards	7-35	0-0

RUSHING: Oklahoma State-Sanders, Barry 29-222; Gundy, Mike 6-38; Limbrick, Garrett 8-35; Brown, Vernon 3-12; Smith, Chris 1-5; Wilson, Cecil 2-5; Hudson, Gerald 2-3. Wyoming-Jones 2-19; Gunn 7-19; Bena 2-5; Gibson 2-minus 1; Welniak 15-minus 3; Dawson 2-minus 6.

PASSING: Oklahoma State-Gundy, Mike 20-24-0-315; Smith, Chris 3-3-0-46; Sanders, Barry 1-2-0-17. Wyoming-Welniak 15-30-2-164; Corontzos 1-1-0-7; Fresques 0-1-0-0.

RECEIVING: Oklahoma State-Dykes, Hart Lee 10-163; Sanders, Barry 2-36; Limbrick, Garrett 2-31; Parker, Brent 2-20; Green, Jarrod 2-7; Hudson, Gerald 1-42; Chaplin, Scott 1-17; Gundy, Mike 1-17; Brown, Vernon 1-16; Vice, Vance 1-16; Keith, Lee 1-13. Wyoming-Gibson 4-37; Dussett 3-31; Kilpatrick 3-26; Gilmore 2-30; Wood 2-10; Mack 1-24; Bena 1-13.

INTERCEPTIONS: Oklahoma State-Jones, Marcus 1-13; Gilliam, Melvin 1-0. Wyoming-None.


FUMBLES: Oklahoma State-Green, Jarrod 1-1. Wyoming-Dawson 1-0.

1997 ALAMO BOWL

DECEMBER 30, 1997 | SAN ANTONIO, TEXAS

PURDUE	33
OKLAHOMA STATE	20

SAN ANTONIO -- Oklahoma State earned its first postseason appearance since 1988 and a berth opposite Purdue in the Builders Square Alamo Bowl.



The Big 12 vs. Big 10 showdown was tight through three quarters before Purdue sprinted past the Cowboys by a 33-20 margin. More than 55,000 were in the Alamo Dome, including 30,000-plus Orange-clad Cowboys fans.

Oklahoma State drew first blood when Tim Sydnese connected on a 34-yard field goal with 5:31 left in the first quarter. The lead was short-lived, however, as Purdue scored on an 18-yard pass from Billy Dicken with 1:19 left in the initial quarter. Another Sydnese field goal brought OSU to within one, 7-6 before Purdue ended

the first-half scoring with a field goal of its own and a 10-6 halftime advantage.

The second half opened with the teams trading touchdowns. Purdue scored first at the 12:02 mark on a one-yard run by Dicken. OSU answered with a 21-yard run by Jamaal Fobbs and trailed by a 16-13 margin with nine minutes left in the third. Purdue put the game away with two straight touchdowns and a 37-yard field goal. The Boilermakers led 33-13 when R.W. McQuarters scored on a 17-yard pass from Tony Lindsay with 55 seconds to play to account for the final margin.

Score by Quarters	1	2	3	4	Score
Purdue	7	3	20	3	33
Oklahoma State	3	3	7	7	20

SCORING PLAYS

- 1st - 5:31 - OSU - Sydnese 34 FG
- 1st - 1:19 - PUR - Alford 18 pass from Dicken (Ryan kick)
- 2nd - 2:22 - OSU - Sydnese 33 FG
- 2nd - 0:10 - PUR - Ryan 42 FG
- 3rd - 12:02 - PUR - Dicken 1 run (kick failed)
- 3rd - 9:01 - OSU - Fobbs 21 run (Sydnese kick)
- 3rd - 7:34 - PUR - Sutherland 16 run (Ryan kick)
- 3rd - 3:52 - PUR - Daniels 69 pass from Dicken (Ryan kick)
- 4th - 9:12 - PUR - Ryan 37 FG
- 4th - 0:55 - OSU - McQuarters 17 pass from Lindsay (Sydnese kick)

	PURDUE	OSU
FIRST DOWNS	20	24
RUSHES-YARDS (NET)	28-129	37-162
PASSING YDS (NET)	325	206
Passes Att-Comp-Int	36-18-3	35-17-3
TOTAL OFFENSE PLAYS-YARDS	64-454	72-368
Fumble Returns-Yards	0-0	0-0
Punt Returns-Yards	7-95	0-0
Kickoff Returns-Yards	0-0	4-67
Interception Returns-Yards	3-57	3-2
Punts (Number-Avg)	2-45.5	4-44.8
Fumbles-Lost	1-0	2-1
Penalties-Yards	9-81	8-70
Possession Time	25:35	34:25
Third-Down Conversions	6 of 11	5 of 14
Fourth-Down Conversions	0 of 1	1 of 1
Sacks By: Number-Yards	4-19	2-5

RUSHING: Purdue-Dicken 8-43; Watson 13-41; Sutherland 2-38; Haddad 3-9; Graham 1-0; Brees 1-minus 2. Oklahoma State-Fobbs, Jamaal 11-82; Lindsay, Tony 12-61; Aikins, Brian 2-17; Simmons, Nathan 10-11; Chaloupka, Chris 2-minus 9.

PASSING: Purdue-Dicken 18-34-3-325; Brees 0-1-0-0; Alford 0-1-0-0. Oklahoma State-Lindsay, Tony 9-18-2-111; Chaloupka, Chris 8-17-1-95.

RECEIVING: Purdue-Watson 5-102; Alford 4-61; Jones, I. 3-27; Blackman 2-33; Daniels 1-69; Tillman 1-13; Sutherland 1-12; Winston 1-8. Oklahoma State-Brown, Greg 4-52; McQuarters, RW 4-43; Love, Sean 3-35; Steggs, Garrett 2-30; Aikins, Brian 2-27; Fobbs, Jamaal 2-19.

INTERCEPTIONS: Purdue-Beasley 2-57; Bell 1-0. Oklahoma State-Wright, Kenyatta 1-2; McQuarters, RW 1-0; Williams, Kevin (DB) 1-0.

FUMBLES: Purdue-Sutherland 1-0. Oklahoma State-Lindsay, Tony 1-0; Love, Sean 1-1.



BOWL RECAPS

2002 HOUSTON BOWL

DECEMBER 27, 2002 | HOUSTON, TEXAS

SOUTHERN MISS	23
OKLAHOMA STATE	33

HOUSTON — Rashaun Woods put on another memorable show for Oklahoma State, catching nine passes for 164 yards and a touchdown in a 33-23 victory over Southern Mississippi in the Houston Bowl.

Woods earned Most Valuable Player and Offensive Player of the Game honors, helping the Cowboys complete a memorable season that included victories over Nebraska, Texas A&M and Oklahoma.

Tatum Bell ran for 160 yards on 13 carries, including a 22-yard score with 8:07 to play that gave Oklahoma State the lead for good. Luke Phillips kicked two of his four field goals in the decisive fourth quarter for the Cowboys (8-5).

Trailing 20-13 at the half, Southern Miss (7-6) took its only lead of the game on a 2-yard touchdown run by James Walley and a 30-yard field goal by Curt Jones, his third of the game, in the third quarter. The Cowboys pulled even on the first play of the fourth quarter on Phillips' 28-yard field goal.

Josh Fields threw for 310 yards, and his 33-yard pass to Billy Bajema set up Bell's go-ahead touchdown, which put Oklahoma State back in front 30-23. Following a punt by Southern Mississippi to the Oklahoma State 2, Bell broke off a career-long 88-yard gain to the Golden Eagles 10. Phillips kicked a 24-yarder with 5:15 to play. He also connected from 46 and 52 yards.

Woods highlighted Oklahoma State's first half with a 51-yard touchdown catch from Fields with 1:38 left in the second quarter. Woods was double-covered on the play, but Southern Mississippi defenders Greg Brooks and Antoine Cash collided, allowing Woods to sprint untouched into the end zone.

Score by Quarters	1	2	3	4	Score
Southern Miss	3	10	10	0	23
Oklahoma State	10	10	0	13	33

SCORING PLAYS

1st - 10:39 - OSU - Denard 3-yard pass from Fields (Phillips kick)
 1st - 7:50 - OSU - Phillips 46-yard field goal
 1st - 2:51 - USM - Jones 38-yard field goal
 2nd - 10:32 - USM - Almond 13-yard run (Jones kick)
 2nd - 8:05 - OSU - Phillips 52-yard field goal
 2nd - 2:29 - USM - Jones 24-yard field goal
 2nd - 1:38 - OSU - Woods 51-yard pass from Fields (Phillips kick)
 3rd - 11:50 - USM - Walley 2-yard run
 3rd - 4:13 - USM - Jones 30-yard field goal
 4th - 14:56 - OSU - Phillips 28-yard field goal
 4th - 8:07 - OSU - Bell 22-yard run (Luke Phillips kick)
 4th - 5:15 - OSU - Phillips 24-yard field goal

	USM	OSU
FIRST DOWNS	17	21
RUSHES-YARDS (NET)	43-148	33-194
PASSING YDS (NET)	173	310
Passes Att-Comp-Int	28-11-1	40-21-1
TOTAL OFFENSE PLAYS-YARDS	71-321	73-504
Fumble Returns-Yards	0-0	0-0
Punt Returns-Yards	3-55	5-32
Kickoff Returns-Yards	5-126	4-117
Interception Returns-Yards	1-0	1-7
Punts (Number-Avg)	7-44.1	4-41.5
Fumbles-Lost	1-0	1-1
Penalties-Yards	8-57	10-97
Possession Time	30:32	29:28
Third-Down Conversions	2 of 15	4 of 16
Fourth-Down Conversions	0 of 1	1 of 1
Sacks By: Number-Yards	2-17	4-18

RUSHING: Southern Miss-Walley, James 21-74; Almond, Dustin 17-54; Johnson, Chris 2-16; Harris, Anthony 2-6; TEAM 1-minus 2. Oklahoma State-Bell, Tatum 13-160; Shaw, Seymore 12-37; Fields, Josh 6-1; TEAM 2-minus 4.

PASSING: Southern Miss-Almond, Dustin 11-27-0-173; D'Angelo, Micky 0-1-1-0. Oklahoma State-Fields, Josh 21-40-1-310.

RECEIVING: Southern Miss-Johnson, Chris 5-67; Walley, James 2-45; Browden, Terrel 1-44; Young, Marvin 1-8; Garner, Bobby 1-5; Handy, LeRoy 1-4. Oklahoma State-Woods, Rashaun 9-164; Johnson, Charlie 3-47; Davis-Bryant, Terran 3-37; Lewis, John 2-19; Bajema, Billy 1-33; Lindsay, Gabe 1-8; Denard, Mike 1-3; Bell, Tatum 1-minus 1.

INTERCEPTIONS: Southern Miss-Brooks, Greg 1-0. Oklahoma State-Williams, Darrent 1-7.

FUMBLES: Southern Miss-Almond, Dustin 1-0. Oklahoma State-Fields, Josh 1-1.

2004 COTTON BOWL

JANUARY 2, 2004 | DALLAS, TEXAS

OKLAHOMA STATE	28
MISSISSIPPI	31

DALLAS -- Eli Manning threw for 259 yards and two touchdowns and ran for another score to lead No. 16 Mississippi to a 31-28 victory over No. 21 Oklahoma State in the Cotton Bowl on Friday.

Manning's 1-yard keeper in the fourth quarter capped a 97-yard drive, and completed a run of 24 straight points by Ole Miss (10-3), which finished with its first 10-win season since 1971. That was just enough to overcome the Cowboys (9-4).



Rashaun Woods caught a 17-yard TD pass to get Oklahoma State to 31-28 with 4:38 left, just four minutes after Vernand Morency's second touchdown run.

Woods set Cotton Bowl records with 11 catches for 223 yards. On the 72-yard drive that ended with Morency's second TD, he caught two passes for 63 yards, both on plays when cornerback Travis Johnson was called for pass interference and still couldn't prevent the catches.

Oklahoma State's Josh Fields set a Cotton Bowl record with 307 yards on 21-of-33 passing. The junior's touchdown gave him 55 in his career, breaking the school record set by offensive coordinator Mike Gundy (1986-89).

The appearance at the Cotton Bowl was the first for the Cowboys since Jan. 1, 1945 and it marked OSU's first January bowl game since Jan. 1, 1946 when the Cowboys won the Sugar Bowl.

Score by Quarters	1	2	3	4	Score
Oklahoma State	7	7	0	14	28
Mississippi	7	10	7	7	31

SCORING PLAYS

1st - 04:55 - MISS - Turner 16 yd pass from Manning (Nichols kick)
 1st - 01:17 - OSU - Morency, V. 4 yd run (Phillips, Luke kick)
 2nd - 11:30 - OSU - Bell, Tatum 3 yd run (Phillips, Luke kick)
 2nd - 08:14 - MISS - Espy 25 yd pass from Manning (Nichols kick)
 2nd - 00:15 - MISS - Nichols 33 yd field goal
 3rd - 07:35 - MISS - Turner 2 yd run (Nichols kick)
 4th - 12:32 - MISS - Eli Manning 1 yd run (Nichols kick)
 4th - 08:50 - OSU - Morency, V. 1 yd run (Phillips kick)
 4th - 04:38 - OSU - Woods 17 yd pass from Fields (Phillips kick)

	OSU	MISS
FIRST DOWNS	22	24
RUSHES-YARDS (NET)	37-110	37-190
PASSING YDS (NET)	307	259
Passes Att-Comp-Int	33-21-0	31-22-1
TOTAL OFFENSE PLAYS-YARDS	70-417	68-449
Fumble Returns-Yards	0-0	0-0
Punt Returns-Yards	1-15	1-21
Kickoff Returns-Yards	3-57	0-0
Interception Returns-Yards	1-4	0-0
Punts (Number-Avg)	3-37.7	3-38.0
Fumbles-Lost	1-0	1-0
Penalties-Yards	6-49	2-20
Possession Time	28:31	31:29
Third-Down Conversions	5 of 13	7 of 12
Fourth-Down Conversions	3 of 4	0 of 0
Red-Zone Scores-Chances	4-4	4-5
Sacks By: Number-Yards	0-0	3-15

RUSHING: Oklahoma State-Morency, V. 15-59; Bell, Tatum 14-46; Willis, Shawn 3-18; Rylant, Sky 1-4; Team 1-minus 2; Fields, Josh 3-minus 15. Mississippi-Tremaine Turner 20-133; Vashon Pearson 12-42; Brandon Jacobs 2-8; Rick Razzano 2-6; Eli Manning 1-1.

PASSING: Oklahoma State-Fields, Josh 21-33-0-307. Mississippi-Eli Manning 22-31-1-259.

RECEIVING: Oklahoma State-Woods, Rashaun 11-223; Woods, D'Juan 4-51; Bell, Tatum 2-14; Lindsay, Gabe 1-7; Bajema, Billy 1-7; Morency, V. 1-5; Willis, Shawn 1-0. Mississippi-Chris Collins 8-75; Kerry Johnson 3-53; Mike Espy 2-47; Lawrence Lilly 2-30; Tremaine Turner 2-19; Bill Flowers 2-11; Vashon Pearson 1-9; L. Townsend 1-8; Taye Biddle 1-7.

INTERCEPTIONS: Oklahoma State-Holland, Jon 1-4. Mississippi-None.

FUMBLES: Oklahoma State-Bell, Tatum 1-0. Mississippi-Tremaine Turner 1-0.

2004 ALAMO BOWL

DECEMBER 29, 2004 | SAN ANTONIO, TEXAS

OHIO STATE	33
OKLAHOMA STATE	7

SAN ANTONIO — Justin Zwick, replacing the suspended Troy Smith, threw for 189 yards and a touchdown, and Ted Ginn Jr. and Lydell Ross each scored, leading No. 24 Ohio State to a 33-7 win over Oklahoma State in the 12th annual Alamo Bowl.



Zwick, who lost the starting job to Smith after hurting his shoulder in the sixth game, completed 17 of 27 passes despite a mild hamstring pull.

Ross rushed for 99 yards on 12 carries, and Mike Nugent kicked four field goals for the Buckeyes (8-4) to become the school's career scoring leader.

The Buckeyes took advantage of two early turnovers, and never let the Cowboys (7-5) get anything going offensively.

Oklahoma State quarterback Donovan Woods completed 15 of 34 passes for 137 yards and rushed for another 80 yards. Vernand Morency, one of the nation's top rushers this season, was limited to 24 yards on eight carries.



BOWL RECAPS

On the first series, Woods underthrew receiver Chijuan Mack and the pass was picked off by Ohio State linebacker Bobby Carpenter. Three plays later, Zwick hit a diving Anthony Gonzalez with a 23-yard touchdown pass.

After a 37-yard field goal by Nugent, the Cowboys were driving when Woods lost his grip on the ball near midfield while trying to run up the middle. Defensive lineman Joel Penton recovered and Nugent capped the drive with a 35-yard field goal to give Ohio State a 13-0 lead with nearly six minutes remaining in the first quarter.

Score by Quarters	1	2	3	4	Score
Oklahoma State	0	0	0	7	7
Ohio State	13	10	7	3	33

SCORING PLAYS

1st - 12:02 - OHIOST - Gonzalez 23 yd pass from Zwick (Nugent kick)
 1st - 09:53 - OHIOST - Nugent 37 yd field goal
 1st - 05:55 - OHIOST - Nugent 35 yd field goal
 2nd - 10:26 - OHIOST - Ross 1 yd run (Nugent kick)
 2nd - 04:19 - OHIOST - Nugent 41 yd field goal
 3rd - 08:13 - OHIOST - Ginn 5 yd run (Nugent kick)
 4th - 10:44 - OHIOST - Nugent 36 yd field goal
 4th - 07:29 - OSU - Willis 4 yd run (Ricks kick)

	OSU	OHIOST
FIRST DOWNS	15	19
RUSHES-YARDS (NET)	30-149	42-214
PASSING YDS (NET)	137	189
Passes Att-Comp-Int	35-15-1	27-17-0
TOTAL OFFENSE PLAYS-YARDS	65-286	69-403
Fumble Returns-Yards	0-0	0-0
Punt Returns-Yards	2-1	3-17
Kickoff Returns-Yards	1-15	1-26
Interception Returns-Yards	0-0	1-9
Punts (Number-Avg)	7-41.9	4-42.2
Fumbles-Lost	1-1	1-1
Penalties-Yards	6-45	2-25
Possession Time	25:09	34:51
Third-Down Conversions	4 of 15	7 of 15
Fourth-Down Conversions	1 of 2	0 of 0
Red-Zone Scores-Chances	1-2	5-5
Sacks By: Number-Yards	0-0	1-4

RUSHING: Oklahoma State-Woods, Donovan 12-72; Elliott, P. 3-39; Morency, V. 8-20; Willis, Shawn 2-7; Shaw, Seymore 2-6; Jones, Greg 2-5; Wohlgemuth, J. 1-0. Ohio State-Ross, Lydell 12-99; Joe, Branden 13-57; Ginn Jr., Ted 8-40; Hall, Maurice 4-9; DeMaria, M 2-4; Pittman, A 2-3; Parker, Roshawn 1-2.

PASSING: Oklahoma State-Woods, Donovan 15-34-1-137; Pena, AI 0-1-0-0. Ohio State-Zwick, Justin 17-27-0-189.

RECEIVING: Oklahoma State-Woods, D'Juan 4-40; Frazier, Luke 3-24; Bajema, Billy 2-29; Elliott, P. 2-9; Mack, Chijuan 1-19; Willis, Shawn 1-9; Johnson, C. 1-6; Jones, Greg 1-1. Ohio State-Ginn Jr., Ted 6-78; Holmes, S 5-47; Nicol, Rory 2-11; Gonzalez, A 1-23; Schnitker, B 1-14; Childress, Bam 1-12; Hamby, Ryan 1-4.

INTERCEPTIONS: Oklahoma State-None. Ohio State-Carpenter, B 1-9.

FUMBLES: Oklahoma State-Woods, Donovan 1-1. Ohio State Joe, Branden 1-1.

2006 INDEPENDENCE BOWL

DECEMBER 28, 2006 | SHREVEPORT, LA.

OKLAHOMA STATE	34
ALABAMA	31

SHREVEPORT, La. — Oklahoma State's dominating performance was jeopardized by a couple of late mistakes, but OSU still rallied past Alabama for its first bowl win since the 2002 season.



Jason Ricks kicked a 27-yard field goal with 8.9 seconds remaining to give Oklahoma State a 34-31 victory over the Crimson Tide. Dantrell Savage ran for 112 yards and a touchdown and made the key play on the winning drive as he took a screen pass from Bobby Reid for 26 yards on third-and-9 to the Alabama 15 to put Ricks in prime position.

Alabama tried to ice Ricks with three timeouts, but the sophomore sent the kick through the uprights.

OSU - ranked 16th nationally in total offense - outgained Alabama, 419-276. The Cowboys rushed for 207 yards compared to 108 yards for the Tide. The Cowboys scooped up an Alabama fumble on the Tide's 38-yard line to set up the opening score. Savage ran the final yard to cap a 38-yard drive and make it 7-0 Oklahoma State.

Alabama tied it on an 18-yard touchdown pass from Wilson to Matt Caddell with 3:32 remaining in the first quarter, but OSU went ahead 14-7 on Toston's 4-yard run. The Cowboys stretched their lead to 17-7 on a 28-yard field goal by Ricks. Alabama cut the margin to 17-14 on a 1-yard run by fullback Tim Castille but was unable to stop the Cowboys final drive of the half. Oklahoma State took it 64 yards, capped by a 7-yard run by Toston for a 24-14 lead at the half.

In the third quarter Jamie Christensen kicked a 24 yard field goal to pull Alabama three points closer before Reid hit Adarius Bowman for a 10-yard score to give Oklahoma State a 14 point lead at 31-17. Keith Toston became the first Cowboy true freshman to run for two touchdowns in a bowl game.

Score by Quarters	1	2	3	4	Score
Oklahoma State	7	17	0	10	34
Alabama	7	7	3	14	31

SCORING PLAYS

1st - 09:46 - OSU - Savage 1 yd run (Ricks kick)
 1st - 03:32 - ALA - Caddell 18 yd pass from Wilson (Christensen kick)
 2nd - 11:12 - OSU - Toston 4 yd run (Ricks kick)
 2nd - 06:45 - OSU - Ricks 28 yd field goal
 2nd - 02:30 - ALA - Castille 1 yd run (Christensen kick)
 2nd - 00:41 - OSU - Toston 7 yd run (Ricks kick)
 3rd - 08:39 - ALA - Christensen 24 yd field goal
 4th - 14:02 - OSU - Bowman 10 yd pass from Reid (Ricks kick)
 4th - 10:50 - ALA - Arenas 86 yd punt return (Christensen kick)
 4th - 08:41 - ALA - Smith 2 yd run (Christensen kick)
 4th - 00:08 - OSU - Ricks 27 yd field goal

	OSU	ALA
FIRST DOWNS	23	18
RUSHES-YARDS (NET)	41-207	34-108
PASSING YDS (NET)	212	168
Passes Att-Comp-Int	30-15-1	33-18-1
TOTAL OFFENSE PLAYS-YARDS	71-419	67-276
Fumble Returns-Yards	0-0	0-0
Punt Returns-Yards	3-0	1-86
Kickoff Returns-Yards	6-116	2-5

Interception Returns-Yards	1-4	1-0
Punts (Number-Avg)	5-35.0	5-36.6
Fumbles-Lost	3-1	3-2
Penalties-Yards	9-77	8-45
Possession Time	28:09	31:51
Third-Down Conversions	5 of 13	9 of 16
Fourth-Down Conversions	2 of 2	0 of 0
Red-Zone Scores-Chances	6-6	4-4
Sacks By: Number-Yards	2-8	1-6

RUSHING: Oklahoma State-Savage, Dantrell 19-112; Toston, Keith 9-58; Reid, Bobby 10-34; Robinson, Zac 1-5; Crosslin, Julius 1-0; TEAM 1-minus 2. Alabama-Jimmy Johns 7-39; Kenneth Darby 10-15; LeRon McClain 1-11; Wilson 6-10; Matt Caddell 1-10; Tim Castille 6-9; Keith Brown 1-6; DJ Hall 1-6; Andre Smith 1-2.

PASSING: Oklahoma State-Reid, Bobby 15-29-1-212; Newton, Seth 0-1-0-0. Alabama-Wilson 18-33-1-168.

RECEIVING: Oklahoma State-Pettigrew, Brandon 4-65; Bowman, Adarius 3-50; Savage, Dantrell 3-41; Woods, D'Juan 3-26; Waller, Justin 1-22; Toston, Keith 1-8. Alabama-DJ Hall 5-42; Kenneth Darby 4-30; Matt Caddell 3-33; Nikita Stover 1-17; Tim Castille 1-17; LeRon McClain 1-9; Keith Brown 1-7; Travis McCall 1-7; Will Oakley 1-6.

INTERCEPTIONS: Oklahoma State-Woods, Donovan 1-4. Alabama-Simeon Castille 1-0.

FUMBLES: Oklahoma State-Reid, Bobby 1-0; Jones, Grant 1-1; Woods, Artrell 1-0. Alabama-Wilson 1-0; Kenneth Darby 1-1; B. Kilpatrick 1-1.

2007 INSIGHT BOWL

DECEMBER 31, 2007 | TEMPE, AZ

INDIANA	33
OKLAHOMA STATE	49

TEMPE -- In a season of full of offensive superlatives, even Oklahoma State fans had to be impressed by the juggernaut the Cowboys put on the field in the Insight Bowl.

OSU scored touchdowns on its first five offensive possessions and generated 322 yards of offense in the first half on its way to a 49-33 victory over Indiana in the Cowboys' second bowl win in two seasons.



Zac Robinson, offensive MVP, ran for 70 yards and passed for 302 in one of the top total offense outputs in Oklahoma State history. Freshman Dez Bryant had 117 receiving yards and two touchdowns in the win.

The Cowboys gouged the Hoosiers with five scoring drives, all less than four minutes in length, to take complete control of the game in the first half.

Score by Quarters	1	2	3	4	Score
Indiana	3	7	7	16	33
Oklahoma State	21	14	7	7	49

SCORING PLAYS

1st - 10:41 - IU - Starr, Austin 43 yd field goal
 1st - 08:18 - OSU - Savage, Dantrell 3 yd run (Bailey, Dan kick)
 1st - 04:38 - OSU - Bryant 24 yd pass from Robinson (Bailey kick)
 1st - 01:41 - OSU - Robinson, Zac 7 yd run (Bailey, Dan kick)
 2nd - 10:11 - OSU - Bowman 14 yd pass from Robinson (Bailey kick)
 2nd - 05:35 - IU - Thigpen 4 yd pass from Lewis (Starr kick)
 2nd - 02:18 - OSU - Robinson, Zac 1 yd run (Bailey, Dan kick)



BOWL RECAPS

3rd - 10:29 - IU - Lewis, Kellen 1 yd run (Starr, Austin kick)
 3rd - 06:16 - OSU - Bryant 11 yd pass from Robinson (Bailey kick)
 4th - 07:02 - IU - Sears, Josiah 5 yd run (Starr, Austin kick)
 4th - 03:08 - IU - Starr, Austin 37 yd field goal
 4th - 00:50 - OSU - Crosslin, Julius 1 yd run (Bailey, Dan kick)
 4th - 00:01 - IU - Bailey 30 yd pass from Lewis (Lewis pass failed)

	IU	OSU
FIRST DOWNS	21	29
RUSHES-YARDS (NET)	33-179	49-211
PASSING YDS (NET)	220	302
Passes Att-Comp-Int	44-23-0	34-24-1
TOTAL OFFENSE PLAYS-YARDS	77-399	83-513
Fumble Returns-Yards	0-0	0-0
Punt Returns-Yards	0-0	2-15
Kickoff Returns-Yards	6-107	6-103
Interception Returns-Yards	1-0	0-0
Punts (Number-Avg)	5-36.4	3-35.3
Fumbles-Lost	0-0	3-1
Penalties-Yards	10-80	10-103
Possession Time	28:08	31:52
Third-Down Conversions	7 of 16	7 of 13
Fourth-Down Conversions	1 of 2	2 of 2
Red-Zone Scores-Chances	4-4	7-7
Sacks By: Number-Yards	0-0	1-10

RUSHING: IU-Lewis, Kellen 10-83; Thigpen, Marcus 11-56; Payton, Bryan 8-43; Sears, Josiah 1-5; TEAM 1-minus 2; Fisher, Ray 2-minus 6. Oklahoma State-Savage, Dantrell 23-100; Robinson, Zac 15-70; Hunter, Kendall 8-33; Bryant, Dez 1-7; Crosslin, Julius 2-1.

PASSING: IU-Lewis, Kellen 22-43-0-204; Means, Andrew 1-1-0-16. Oklahoma State-Robinson, Zac 24-34-1-302.

RECEIVING: IU-Hardy, James 5-50; Means, Andrew 4-41; Bailey, James 3-70; Fisher, Ray 3-20; Thigpen, Marcus 2-4; Payton, Bryan 2-3; Lewis, Kellen 1-16; Starr, Austin 1-9; Sexton, Nick 1-7. Oklahoma State-Bryant, Dez 9-117; Bowman, Adarius 6-74; Pettigrew, Brandon 3-39; Newton, Seth 2-24; Savage, Dantrell 2-1; Hunter, Kendall 1-24; Waller, Justin 1-23.

INTERCEPTIONS: IU-Polk, Nick 1-0. Oklahoma State-None.

FUMBLES: IU-None. Oklahoma State-Bryant, Dez 1-0; Bowman, Adarius 1-1; Robinson, Zac 1-0.

2008 HOLIDAY BOWL	
DECEMBER 30, 2008 SAN DIEGO, CALIF.	
OKLAHOMA STATE	31
OREGON	42

SAN DIEGO, Calif. - Oklahoma State quarterback Zac Robinson passed for a Cowboy bowl-record 329 yards despite playing most of the second half with a separated throwing shoulder and receiver Dez Bryant set a new Holiday Bowl record with 13 receptions for 167 yards and a touchdown despite badly injuring his left ankle in the second quarter, but it was not enough to push the Cowboys to victory over No. 15 Oregon, who won the 2008 Pacific Life Holiday Bowl, 42-31.



Behind Robinson and Bryant, the Cowboys raced out to a 17-7 lead after the first quarter, but the game changed when Bryant went down with his injury in the second. Neither team was able to muster any points in the second quarter, but a 91-yard kick return by Oregon's Walter Thurmond to open the second half led to a 1-yard touchdown run by Duck quarterback Jeremiah Masoli. Oregon took the lead later in the quarter after Masoli struck with a 41-yard touchdown run.

Playing with a debilitating shoulder injury for most of the third quarter and the entire fourth quarter, Robinson was gutsy in bringing the Cowboys back for two more touchdown drives, but the Oregon defense made the stops it needed down the stretch to seal the Duck victory.

Oregon was clearly the more physical team on both sides of the ball, with running back Jeremiah Johnson (119 rushing yards) and Masoli (106 rushing yards) both going crossing the century mark in the game.

Playing after having his knee scoped after the regular-season finale vs. Oklahoma, Cowboy running back Kendall Hunter was clearly not himself with 13 carries for only 37 yards. He did punch in a pair of touchdowns from three yards and four yards, respectively.

Score by Quarters	1	2	3	4	Score
Oklahoma State	17	0	7	7	31
Oregon	7	0	21	14	42

SCORING PLAYS

1st - 10:54 - OSU - Bailey, Dan 45 yd field goal
 1st - 04:09 - OSU - Bryant 33 yd pass from Robinson (Bailey kick)
 1st - 03:51 - ORE - Johnson, J. 76 yd run (Flint, Morgan kick)
 1st - 01:03 - OSU - Hunter, Kendall 3 yd run (Bailey, Dan kick)
 3rd - 14:15 - ORE - Masoli, J. 1 yd run (Flint, Morgan kick)
 3rd - 08:02 - ORE - Masoli, J. 41 yd run (Flint, Morgan kick)
 3rd - 05:08 - OSU - Hunter, Kendall 4 yd run (Bailey, Dan kick)
 3rd - 00:21 - ORE - Masoli, J. 17 yd run (Flint, Morgan kick)
 4th - 12:13 - OSU - Robinson, Zac 1 yd run (Bailey, Dan kick)
 4th - 10:26 - ORE - Williams 20 yd pass from Masoli (Flint kick)
 4th - 03:01 - ORE - Blount, L. 29 yd run (Flint, Morgan kick)

	OSU	ORE
FIRST DOWNS	27	22
RUSHES-YARDS (NET)	37-119	40-307
PASSING YDS (NET)	350	258
Passes Att-Comp-Int	51-28-2	32-18-1
TOTAL OFFENSE PLAYS-YARDS	88-469	72-565
Fumble Returns-Yards	1-4	0-0
Punt Returns-Yards	0-0	3-34
Kickoff Returns-Yards	6-107	6-201
Interception Returns-Yards	1-0	2-39
Punts (Number-Avg)	5-35.6	2-33.0
Fumbles-Lost	0-0	2-1
Penalties-Yards	5-41	3-35
Possession Time	36:26	23:34
Third-Down Conversions	4 of 15	6 of 13
Fourth-Down Conversions	1 of 3	1 of 3
Red-Zone Scores-Chances	3-4	3-5
Sacks By: Number-Yards	2-19	2-8

RUSHING: Oklahoma State-Robinson, Zac 16-54; Hunter, Kendall 13-37; Toston, Keith 8-28. ORE-Johnson, J. 12-119; Masoli, J. 16-106; Blount, L. 7-74; Holland, Jamere 1-8; Crenshaw, Andre 1-3; Scott, Terence 1-2; TEAM 1-minus 1; Maehl, Jeff 1-minus 4.

PASSING: Oklahoma State-Robinson, Zac 27-50-2-329; Bowling, Bo 1-1-0-21. ORE-Masoli, J. 18-32-1-258.

RECEIVING: Oklahoma State-Bryant, Dez 13-167; Pettigrew, Brandon 6-51; Davis, Damian 3-66; Hunter, Kendall 2-12; Toston, Keith 2-5; Bowling, Bo 1-28; Robinson, Zac 1-21. ORE-Scott, Terence 8-125; Williams, J. 3-52; Holland, Jamere 2-45; Dickson, Ed 2-29; Maehl, Jeff 2-1; Johnson, J. 1-6.

INTERCEPTIONS: Oklahoma State-Cox, Perrish 1-0. ORE-Byrd, Jaiurus 1-39; Thurmond, W. 1-0.

FUMBLES: Oklahoma State-None. ORE-Maehl, Jeff 1-1; Thurmond, W. 1-0.

2010 COTTON BOWL

JANUARY 2, 2010 | ARLINGTON, TEXAS

OKLAHOMA STATE	7
OLE MISS	21

ARLINGTON, Texas - In a game dominated by defense from the start, Mississippi was a 21-7 winner over Oklahoma State in the 2010 Cotton Bowl Classic. It was the first Cotton Bowl game played at the brand-new Cowboys Stadium in Arlington, Texas.



Oklahoma State's defense recorded a goal-line stand and forced five turnovers (four interceptions and one fumble recovery), but it was not enough to overcome OSU's seven turnovers.

Senior linebacker Andre Sexton earned the game's defensive most valuable player honor by bagging 10 tackles, one tackle for loss and two interceptions. Seniors Lucien Antoine and Terrance Anderson also added interceptions and defensive end Jermiah Price recovered a fumble.

While the defense played well enough to win on most days, the OSU offense had trouble solving Ole Miss's defense. The Cowboys went three-and-out on each of their first five drives and finished the game with only nine first downs.

OSU's lone score came on a one-yard pass from running back Keith Toston to tight end Wilson Youman in the third quarter that tied the game at 7-7.

It was all Rebels from that point, however, as the Rebels scored two fourth-quarter touchdowns and forced Cowboy turnovers on each of OSU's six possessions in the final stanza to derail the Cowboys' comeback hopes.

Score by Quarters	1	2	3	4	Score
Oklahoma State	0	0	7	0	7
Ole Miss	0	7	0	14	21

SCORING PLAYS

2nd - 11:19 - MISS - McCluster,D. 86 yd run (Shene,Joshua kick)
 3rd - 07:13 - OSU - Youman 1 yd pass from Toston (Bailey kick)
 4th - 04:03 - MISS - McCluster,D. 2 yd run (Shene,Joshua kick)
 4th - 03:12 - MISS - Trahan 34 yd fumble recovery (Shene kick)

	OSU	MISS
FIRST DOWNS	9	20
RUSHES-YARDS (NET)	28-140	50-193
PASSING YDS (NET)	119	171
Passes Att-Comp-Int	32-14-4	30-15-4
TOTAL OFFENSE PLAYS-YARDS	60-259	80-364
Fumble Returns-Yards	0-0	1-34
Punt Returns-Yards	1-19	4-106
Kickoff Returns-Yards	3-61	1-4
Interception Returns-Yards	4-37	4-11
Punts (Number-Avg)	8-50.2	5-47.0
Fumbles-Lost	5-3	2-1
Penalties-Yards	6-62	10-82
Possession Time	25:23	34:37
Third-Down Conversions	2 of 13	9 of 19
Fourth-Down Conversions	0 of 2	0 of 1
Red-Zone Scores-Chances	1-3	1-4
Sacks By: Number-Yards	3-22	1-8

RUSHING: Oklahoma State-Hunter, Kendall 9-94; Toston, Keith 10-41; Robinson, Zac 8-9; TEAM 1-minus 4. Ole Miss-McCluster,D. 34-184; Davis,Enrique 3-11; Scott,Rodney 1-9; Grandy,Jesse 2-5; Powe,Jerrell 2-0; Stanley,Nathan 2-0; Team 1-minus 6; Sneed,Jevan 5-minus 10.



BOWL RECAPS

PASSING: Oklahoma State-Robinson, Zac 13-31-4-118; Toston, Keith 1-1-0-1. Ole Miss-Snead, Jevan 13-23-3-168; Stanley, Nathan 2-7-1-3.

RECEIVING: Oklahoma State-Blackmon, Justin 4-45; Cooper, Josh 3-35; Hunter, Kendall 2-6; Anyiam, Hubert 1-16; Horton, Justin 1-8; Toston, Keith 1-5; Johnson, Beau 1-3; Youman, Wilson 1-1. Ole Miss-Hodge, Shay 7-112; McCluster, D. 5-45; Grandy, Jesse 2-6; Breaux, Lionel 1-8.

INTERCEPTIONS: Oklahoma State-Sexton, Andre 2-11; Antoine, Lucien 1-26; Anderson, Terrance 1-0. Ole Miss-Lewis, Kendrick 2-6; Trahan, Patrick 1-4; Ingram, Fon 1-1.

FUMBLES: Oklahoma State-Robinson, Zac 3-2; TEAM 1-0; Anyiam, Hubert 1-1. Ole Miss-Team 1-0; Snead, Jevan 1-1.

2010 ALAMO BOWL DECEMBER 29, 2010 SAN ANTONIO, TEXAS	
OKLAHOMA STATE	36
ARIZONA	10

SAN ANTONIO - Oklahoma State capped its magical 2010 season with a 36-10 win over Arizona at the Alamo Bowl. With the victory over the Wildcats, OSU put the finishing touches on the first 11-win season in school history.



Cowboy receiver Justin Blackmon earned Alamo Bowl Offensive MVP honors after making nine catches for 117 yards and two touchdowns and safety Markelle Martin was the Defensive MVP of the game with a 62-yard interception for a score to go with four tackles and two pass breakups.

While the Oklahoma State offense - ranked No. 1 in the nation in total offense - got all the headlines and attention going into the game, it was the Cowboy defense that carried the day. OSU held the potent Arizona attack 20 points and 75 yards below its season averages. Additionally, the Cowboys forced four Wildcat turnovers and limited Arizona to 90 yards rushing.

In addition to Martin's Defensive MVP performance, OSU linebacker Orié Lemon finished with 14 tackles in helping lead a Cowboy defense that held Arizona to 10 points in the contest - the fewest points OSU had allowed in a bowl game since BYU mustered only six points against the Cowboys in the 1974 Fiesta Bowl.

The Pokes jumped on the Wildcats early and held a 23-7 lead at the 12:33 mark of the second quarter. Arizona never threatened Oklahoma State as the Cowboys tacked on another touchdown and two more field goals in the second half.

Score by Quarters	1	2	3	4	Score
Oklahoma State	17	6	10	3	36
Arizona	7	0	3	0	10

Scoring Plays

- 1st - 10:55 - OSU - Smith, Jeremy 6 yd run (Bailey, Dan kick)
- 1st - 08:46 - OSU - Blackmon 71 yd pass from Weeden (Bailey kick)
- 1st - 05:41 - ARIZ - Criner 5 yd pass from Foles (Zendejas, kick)
- 1st - 00:06 - OSU - Bailey, Dan 40 yd field goal
- 2nd - 12:33 - OSU - Martin 62 yd INT return (Bailey kick failed)
- 3rd - 09:01 - ARIZ - Zendejas, A. 42 yd field goal
- 3rd - 05:16 - OSU - Blackmon 3 yd pass from Weeden (Bailey kick)
- 3rd - 03:20 - OSU - Bailey, Dan 50 yd field goal
- 4th - 05:53 - OSU - Bailey, Dan 44 yd field goal

	OSU	ARIZ
FIRST DOWNS	17	25
RUSHES-YARDS (NET)	20-72	38-90
PASSING YDS (NET)	240	280
Passes Att-Comp-Int	41-25-0	50-32-3
TOTAL OFFENSE PLAYS-YARDS	61-312	88-370
Fumble Returns-Yards	0-0	0-0
Punt Returns-Yards	1-6	2-5
Kickoff Returns-Yards	3-76	6-180
Interception Returns-Yards	3-63	0-0
Punts (Number-Avg)	5-39.0	2-38.0
Fumbles-Lost	0-0	1-1
Penalties-Yards	6-66	8-65
Possession Time	22:29	37:31
Third-Down Conversions	4 of 13	9 of 21
Fourth-Down Conversions	0 of 1	2 of 4
Red-Zone Scores-Chances	2-2	1-3
Sacks By: Number-Yards	5-27	0-0

RUSHING: Oklahoma State-Hunter, Kendall 10-32; Smith, Jeremy 5-16; Cooper, Josh 1-15; Bowling, Bo 1-9; Randle, Joseph 2-2; TEAM 1-minus 2. Arizona-Grigsby, N. 16-59; Nwoko, G. 11-36; Antolin, K. 1-1; Criner, J. 1-1; Foles, N. 9-minus 7.

PASSING: Oklahoma State-Weeden, Brandon 25-41-0-240. Arizona-Foles, N. 32-50-3-280.

RECEIVING: Oklahoma State-Blackmon, Justin 9-117; Cooper, Josh 7-53; Bowling, Bo 3-35; Randle, Joseph 2-28; Moore, Tracy 2-13; Smith, Jeremy 1-minus 1; Hunter, Kendall 1-minus 5. Arizona-Criner, J. 9-47; Douglas, D. 6-91; Morrison, R. 6-66; Grigsby, N. 4-26; Roberts, D. 2-19; Nwoko, G. 2-11; Miller, T. 2-5; Cobb, T. 1-15.

INTERCEPTIONS: Oklahoma State-Martin, Markelle 1-62; Thomas, James 1-1; Thomas, Johnny 1-0. Arizona-None.

FUMBLES: Oklahoma State-None. Arizona-Wright, W. 1-1.

2012 FIESTA BOWL JANUARY 2, 2012 GLENDALE, ARIZ.	
STANFORD	38
OKLAHOMA STATE	41

GLENDALE, Ariz. - In a thrilling end to the 2011 season, No. 3 Oklahoma State was a 41-38 overtime winner over No. 4 Stanford in the Fiesta Bowl.



The Cowboys never led in the game until the deciding 22-yard field goal from Quinn Sharp split the uprights in overtime, but they continually answered scoring drives from the potent Cardinal offense headlined by a two-time Heisman runner-up in quarterback Andrew Luck to stay within striking range.

Receiver Justin Blackmon earned offensive MVP honors after making nine catches for 186 yards and a Fiesta Bowl-record three touchdown receptions. Perhaps his most important catch of the game was not a touchdown, but rather a 21-yard catch on fourth and three late in the game that set up the game-tying touchdown run by Joseph Randle that sent the game into overtime.

The Pokes held Stanford off the scoreboard on its final possession of regulation when Cardinal kicker Jordan Williamson hooked a 35-yard field goal attempt wide left with no time on the clock. Williamson missed from 43 yards out in overtime to set up OSU's winning drive.

Cowboy quarterback Brandon Weeden connected with one-time walk-on Colton Cheff for a 24-yard reception on the second play of OSU's overtime possession and when the officials signaled a touchdown, the Cowboy bench erupted with a mass of bodies spilling onto the field. The call was eventually reversed, sending everyone back to the sideline. Weeden then took a knee in the middle of the field to set up Sharp's game winner.

Score by Quarters	1	2	3	4	OT	Score
Stanford	7	14	7	10	0	38
Oklahoma State	0	21	3	14	3	41

Scoring Summary

- 1st - 04:16 - STAN - Montgomery 53 yd pass from Luck (Williamson kick)
- 2nd - 10:21 - STAN - Stewart 24 yd run (Williamson kick)
- 2nd - 08:50 - OSU - Blackmon 43 yd pass from Weeden (Sharp, kick)
- 2nd - 06:19 - OSU - Blackmon 67 yd pass from Weeden (Sharp, kick)
- 2nd - 02:25 - STAN - Taylor 4 yd run (Williamson kick)
- 2nd - 00:27 - OSU - Weeden 2 yd run (Sharp kick)
- 3rd - 08:22 - STAN - Ertz 16 yd pass from Luck (Williamson kick)
- 3rd - 05:21 - OSU - Sharp, Quinn 19 yd field goal
- 4th - 14:16 - STAN - Williamson, J 30 yd field goal
- 4th - 11:53 - OSU - Blackmon 17 yd pass from Weeden (Sharp kick)
- 4th - 04:34 - STAN - Taylor 1 yd run (Williamson kick)
- 4th - 02:35 - OSU - Randle, Joseph 4 yd run (Sharp, Quinn kick)
- OT - 00:00 - OSU - Sharp, Quinn 22 yd field goal

	STAN	OSU
FIRST DOWNS	27	15
RUSHES-YARDS (NET)	50-243	14-13
PASSING YDS (NET)	347	399
Passes Att-Comp-Int	31-27-1	43-30-1
TOTAL OFFENSE PLAYS-YARDS	81-590	57-412
Fumble Returns-Yards	0-0	0-0
Punt Returns-Yards	2-26	2-14
Kickoff Returns-Yards	2-48	6-171
Interception Returns-Yards	1-0	1-0
Punts (Number-Avg)	2-41.5	5-43.4
Fumbles-Lost	2-1	0-0
Penalties-Yards	6-35	1-5
Possession Time	41:47	18:13
Third-Down Conversions	8 of 14	4 of 12
Fourth-Down Conversions	0 of 0	2 of 2
Red-Zone Scores-Chances	4-5	5-5
Sacks By: Number-Yards	1-9	2-14

RUSHING: Stanford-Taylor, S 35-177; Stewart, J 3-65; Gaffney, T 4-4; Meinken, G 2-2; TEAM 1-minus 1; Wilkerson, A 1-minus 1; Luck, A 4-minus 3. Oklahoma State-Randle, Joseph 10-23; Smith, Jeremy 1-1; TEAM 1-minus 4; Weeden, Brandon 2-minus 7.

PASSING: Stanford-Luck, A 27-31-1-347. Oklahoma State-Weeden, Brandon 30-43-1-399.

RECEIVING: Stanford-Montgomery, T 7-120; Whalen, G 7-85; Ertz, Z 4-38; Taylor, S 3-21; Fleener, C 2-19; Stewart, J 1-25; Toilolo, L 1-18; Gaffney, T 1-16; Hewitt, R 1-5. Oklahoma State-Blackmon, J. 9-186; Cooper, Josh 7-55; Chelf, Colton 5-97; Randle, Joseph 5-28; Anderson, I. 2-10; Harrison, M. 1-16; Smith, Jeremy 1-7.

INTERCEPTIONS: Stanford-Brown, T 1-0. Oklahoma State-Gilbert, Justin 1-0.

FUMBLES: Stanford-Meinken, G 1-1; Montgomery, T 1-0. Oklahoma State-None.



BOWL RECAPS

2013 HEART OF DALLAS BOWL

JANUARY 1, 2013 | DALLAS, TEXAS

PURDUE	14
OKLAHOMA STATE	58

DALLAS, Texas - Oklahoma State secured its third consecutive post-season victory when it steamrolled to a 58-14 win over Purdue in the Heart of Dallas Bowl played at Cotton Bowl Stadium.

The most popular storyline entering the game was the question of if the Cowboys, who tied for third in the Big 12, would be motivated to face a Purdue squad that needed wins in each of its final three regular-season games just to secure bowl eligibility. OSU answered that question emphatically by jumping out to a 45-0 lead before finally surrendering a Boilermaker touchdown late in the third quarter.

Another primary question entering the contest was if the Cowboy offense could operate smoothly without coordinator and playcaller Todd Monken, who left the team to take the head coaching position at Southern Miss after the regular season ended. With head coach Mike Gundy stepping in to call plays, OSU answered the doubters by registering the most lopsided margin of victory in any game during the 2012 bowl season.

The Cowboy offense had little trouble putting points on the board, thanks largely to the OSU defense snatching a season-high five turnovers in the contest and regularly setting the offense up with favorable field position.

Score by Quarters	1	2	3	4	Score
Purdue	0	0	7	7	14
Oklahoma State	14	14	17	13	58

Scoring Summary

- 1st - 08:02 - OSU - Moore, C. 4 yd pass from Chelf (Sharp kick)
- 1st - 06:43 - OSU - Jackson 7 yd pass from Chelf (Sharp kick)
- 2nd - 14:22 - OSU - Seaton 16 yd pass from Walsh (Sharp kick)
- 2nd - 05:12 - OSU - Smith, Jeremy 5 yd run (Sharp kick)
- 3rd - 14:09 - OSU - Lowe 37 yd fumble recovery (Sharp kick)
- 3rd - 07:15 - OSU - Sharp, Quinn 20 yd field goal
- 3rd - 04:28 - OSU - Anderson 37 yd pass from Chelf (Sharp kick)
- 3rd - 00:18 - PUR - Cottom 32 yd pass from Marve (McCartney kick)
- 4th - 11:21 - OSU - Sharp, Quinn 21 yd field goal
- 4th - 08:32 - OSU - Webb, Blake 37 yd pass from Walsh (Sharp kick)
- 4th - 06:27 - OSU - Sharp, Quinn 42 yd field goal
- 4th - 02:52 - PUR - Thomas 16 yd pass from Marve (McCartney kick)

	PUR	OSU
FIRST DOWNS	18	28
RUSHES-YARDS (NET)	38-155	41-213
PASSING YDS (NET)	212	311
Passes Att-Comp-Int	34-21-2	34-25-0
TOTAL OFFENSE PLAYS-YARDS	72-367	75-524
Fumble Returns-Yards	0-0	2-48
Punt Returns-Yards	0-0	2-73
Kickoff Returns-Yards	7-160	3-61
Interception Returns-Yards	0-0	2-15
Punts (Number-Avg)	4-38.8	3-52.7
Fumbles-Lost	6-3	0-0
Penalties-Yards	4-45	7-62
Possession Time	32:52	27:08
Third-Down Conversions	5 of 15	4 of 12
Fourth-Down Conversions	2 of 3	1 of 1
Red-Zone Scores-Chances	1-2	6-6
Sacks By: Number-Yards	2-14	3-10



RUSHING: Purdue-Shavers, Akeem 14-93; Marve, Robert 10-20; Webster, Cody 1-16; Bolden, Ralph 8-15; Cottom, Brandon 2-8; McCartney, Sam 1-4; Freytag, Kurt 1-1; TEAM 1-minus 2. Oklahoma State-Randle, Joseph 17-66; Roland, Desmond 9-51; Smith, Jeremy 6-40; Stewart, Josh 1-21; Muncrief, Caleb 3-14; Walsh, J.W. 1-13; Chelf, Clint 4-8.

PASSING: Purdue-Marve, Robert 21-34-2-212. Oklahoma State-Chelf, Clint 17-22-0-197; Walsh, J.W. 5-7-0-86; Lunt, Wes 1-3-0-12; Stewart, Josh 1-1-0-15; Randle, Joseph 1-1-0-1.

RECEIVING: Purdue-Ross, O.J. 5-29; Shavers, Akeem 4-54; Holmes, Gabe 4-26; Thomas, Tommie 3-28; Macarthy, D. 2-11; Cottom, Brandon 1-32; Edison, A. 1-27; Bolden, Ralph 1-5. Oklahoma State-Anderson, Isaiah 5-78; Stewart, Josh 5-56; Moore, Charlie 4-42; Hays, Austin 4-25; Webb, Blake 2-51; Jackson, Blake 2-33; Seaton, Jeremy 1-16; Rockwell, Nick 1-9; Chelf, Clint 1-1.

INTERCEPTIONS: Purdue-None. Oklahoma State-Gary, Shamiel 1-8; May, Andreae 1-7.

FUMBLES: Purdue-Marve, Robert 3-0; Shavers, Akeem 1-1; Holmes, Gabe 1-1; Ross, O.J. 1-1. Oklahoma State-None.

2014 COTTON BOWL

JAN. 3, 2014 | ARLINGTON, TX

OKLAHOMA STATE	31
MISSOURI	41

ARLINGTON, Texas - Trailing by three points with one minute left in the game, Oklahoma State drove to the Missouri 23 and was in position to either tie or take the lead, but a sack by Southeastern Conference Defensive Player of the Year Michael Sam generated a fumble that was recovered by Shane Ray and returned 73 yards for a touchdown to cap the Tigers' 41-31 win over Oklahoma State in the 2014 AT&T Cotton Bowl.

For the most part, both teams' respective defenses controlled the game, with Missouri holding a 17-14 lead after three quarters. The offenses got uncorked in a wild fourth quarter, however, with the two teams combining for 41 points, two ties and four lead changes in the final stanza alone.

OSU quarterback Clint Chelf set an AT&T Cotton Bowl Classic record with 377 passing yards, and with 151 passing yards and 60 rushing yards coming in the fourth quarter, Chelf appeared poised to lead the Cowboys to victory on that final drive, but Sam's sack changed everything.

OSU's most recognizable players were at the forefront in the game, with consensus All-America cornerback Justin Gilbert recording an interception, receiver Tracy Moore making seven catches for 100 yards (including a diving, fully-extended grab late in the game that may have been the best catch of his career), and Josh Stewart adding eight catches for 80 yards and a touchdown. Safety Daytawion Lowe broke up a career-high three passes and defensive tackle Calvin Barnett had two tackles for loss and a sack.

Though the game marked the 52nd all-time meeting between the two longtime Big Eight and Big 12 rivals, it was the first in a bowl game following Missouri's move to the SEC in 2012.

Score by Quarters	1	2	3	4	Score
Oklahoma State	7	0	7	17	31
Missouri	7	10	0	24	41

Scoring Summary

- 1st - 03:00 - MU - Josey, Henry 3 yd run (Baggett, Andrew kick)
- 1st - 01:44 - OSU - Stewart 40 yd pass from Chelf (Grogan kick)
- 2nd - 10:20 - MU - Lucas, M. 24 yd pass from Mauk (Baggett kick)
- 2nd - 00:00 - MU - Baggett, Andrew 35 yd field goal
- 3rd - 02:10 - OSU - Seales 21 yd pass from Chelf, Clint (Grogan kick)
- 4th - 13:32 - OSU - Grogan, Ben 25 yd field goal
- 4th - 11:32 - MU - Josey, Henry 25 yd run (Baggett, Andrew kick)
- 4th - 09:51 - OSU - Chelf, Clint 23 yd run (Grogan, Ben kick)
- 4th - 06:29 - MU - Baggett, Andrew 46 yd field goal
- 4th - 05:04 - OSU - Roland, Desmond 2 yd run (Grogan, Ben kick)
- 4th - 03:08 - MU - Josey, Henry 16 yd run (Baggett, Andrew kick)
- 4th - 00:55 - MU - Ray, Shane 73 yd fumble recovery (Baggett kick)

	OSU	MU
FIRST DOWNS	26	29
RUSHES-YARDS (NET)	39-171	47-256
PASSING YDS (NET)	377	206
Passes Att-Comp-Int	57-33-2	44-17-1
TOTAL OFFENSE PLAYS-YARDS	96-548	91-462
Fumble Returns-Yards	0-0	1-73
Punt Returns-Yards	3-16	3-46
Kickoff Returns-Yards	2-28	4-90
Interception Returns-Yards	1-14	2-3
Punts (Number-Avg)	8-37.2	7-41.0
Fumbles-Lost	2-1	2-2
Penalties-Yards	10-100	4-42
Possession Time	27:49	32:11
Third-Down Conversions	9 of 22	6 of 18
Fourth-Down Conversions	1 of 1	1 of 2
Red-Zone Scores-Chances	3-4	4-4
Sacks By: Number-Yards	2-16	3-20

RUSHING: Oklahoma State-Roland, Desmond 16-66; Chelf, Clint 10-52; Smith, Jeremy 7-43; Childs, Rennie 3-12; Stewart, Josh 2-7; TEAM 1-minus 9. Missouri-Josey, Henry 12-92; Mauk, Maty 3-73; Franklin, James 16-36; Murphy, Marcus 7-30; Hansbrough, Rus 9-25.

PASSING: Oklahoma State-Chelf, Clint 33-57-2-377. Missouri-Franklin, James 15-40-1-174; Mauk, Maty 2-4-0-32.

RECEIVING: Oklahoma State-Stewart, Josh 8-80; Moore, Tracy 7-100; Moore, Charlie 4-53; Ateman, Marcell 4-36; Seales, Jhajuan 3-42; Sheperd, B. 3-36; Goodlett, John 1-18; Glidden, David 1-5; Childs, Rennie 1-4; Roland, Desmond 1-3. Missouri-Green-Beckham, 4-53; Lucas, Marcus 3-46; Washington, L'D 3-40; Sasser, Bud 3-35; Josey, Henry 1-10; Hunt, Jimmie 1-8; Murphy, Marcus 1-8; Hansbrough, Rus 1-6.

INTERCEPTIONS: Oklahoma State-Gilbert, Justin 1-14. Missouri-Gaines, E.J. 1-2; Webb, Braylon 1-1.

FUMBLES: Oklahoma State-TEAM 1-0; Chelf, Clint 1-1. Missouri-Franklin, James 2-2.



BOWL RECAPS

2015 CACTUS BOWL

JANUARY 2, 2015 | TEMPE, ARIZ.

WASHINGTON	22
OKLAHOMA STATE	30

TEMPE, Ariz. - James Castleman stole the show in providing the signature moments in Oklahoma State's 30-22 win over Washington in the 2015 TicketCity Cactus Bowl by scoring a rushing touchdown and hauling in a critical 48-yard reception late in the fourth quarter to essentially seal the victory.



The 300-pound defensive tackle was inserted into the offensive game plan for the first time in his career and rewarded the coaches by punching in the game's first score when quarterback Mason Rudolph motioned out as a receiver, leaving the big man as the lone player in the OSU backfield. He took the shotgun snap and bullied his way straight ahead into the end zone. Later in the game, with just 3:11 left and OSU holding on to a 30-22 lead and facing an important third-and-two from its own 35 yard line, Castleman leaked out of the backfield, caught a short pass from Rudolph and rumbled 48 yards down the sideline to deal a key blow to Washington's chances.

The Cowboys established themselves as the aggressor early on, racing to a 24-0 lead at halftime, thanks largely to a passing attack that amassed 220 yards in the first two quarters. Rudolph connected on long touchdown passes to James Washington and Brandon Sheperd.

Washington got back in it during the second half and held significant momentum at the time of Castleman's long reception. The Huskies got the ball back with 43 seconds remaining in the game with a chance to potentially tie the game, but an interception by cornerback Kevin Peterson at the OSU 36 yard line sealed the Cowboy victory.

Score by Quarters	1	2	3	4	Score
Washington	0	0	14	8	22
Oklahoma State	14	10	3	3	30

Scoring Summary

- 1st - 09:53 - OSU - Castleman, James 1 yd run (Grogan kick)
- 1st - 00:16 - OSU - Washington, James 28 yd pass from Rudolph, M. (Grogan kick)
- 2nd - 09:22 - OSU - Grogan, Ben 40 yd field goal
- 2nd - 00:48 - OSU - Sheperd, B. 47 yd pass from Rudolph, M. (Grogan kick)
- 3rd - 11:48 - UW - Mickens, J 31 yd run (Van Winkle kick)
- 3rd - 01:47 - OSU - Grogan, Ben 27 yd field goal
- 3rd - 01:32 - UW - Ross, John 96 yard kickoff return (Van Winkle kick)
- 4th - 05:54 - OSU - Grogan, Ben 34 yd field goal
- 4th - 03:29 - UW - Mickens, J. 16 yd pass from Miles (Cooper pass from Miles)

	UW	OSU
FIRST DOWNS	22	22
RUSHES-YARDS (NET)	25-101	49-152
PASSING YDS (NET)	268	321
Passes Att-Comp-Int	40-25-1	27-18-1
TOTAL OFFENSE PLAYS-YARDS	65-369	76-473
Fumble Returns-Yards	0-0	0-0
Punt Returns-Yards	1-0	1-7
Kickoff Returns-Yards	7-183	4-83
Interception Returns-Yards	1-44	1-11
Punts (Number-Avg)	5-37.6	4-37.8
Fumbles-Lost	2-1	2-1

Penalties-Yards	7-70	7-50
Possession Time	24:15	35:45
Third-Down Conversions	4 of 12	4 of 15
Fourth-Down Conversions	0 of 2	2 of 2
Red-Zone Scores-Chances	1-1	3-4
Sacks By: Number-Yards	3-20	2-18

RUSHING: Washington-Washington, Dw. 13-42; Mickens, Jaydon 1-31; Miles, Cylar 9-27; Cooper, Deontae 2-1. Oklahoma State-Roland, Desmond 32-123; Childs, Rennie 9-33; Sheperd, Brandon 2-11; Castleman, James 1-1; TEAM 1-minus 1; Rudolph, Mason 4-minus 15.

PASSING: Washington-Miles, Cylar 25-38-1-268; Lindquist, Jeff 0-1-0-0; Team 0-1-0-0. Oklahoma State-Rudolph, Mason 17-26-1-299; Sheperd, Brandon 1-1-0-22.

RECEIVING: Washington-Mickens, Jaydon 7-82; Williams, Kasen 5-73; Washington, Dw. 4-21; Daniels, Darrell 2-34; Pettis, Dante 2-26; Perkins, Joshua 2-18; Hall, Marvin 2-3; Taylor, Kendyl 1-11. Oklahoma State-Sheperd, Brandon 5-98; Seaton, Jeremy 4-40; Washington, James 2-33; Glidden, David 2-30; Castleman, James 1-48; Rudolph, Mason 1-22; Seales, Jhajuan 1-20; Childs, Rennie 1-16; Jarwin, Blake 1-14.

INTERCEPTIONS: Washington-Baker, Budda 1-44. Oklahoma State-Peterson, Kevin 1-11.

FUMBLES: Washington-Timu, John 1-1; Washington, Dw. 1-0. Oklahoma State-Rudolph, Mason 1-1; Sheperd, Brandon 1-0.

2016 SUGAR BOWL

JAN. 1, 2016 | NEW ORLEANS, LA.

OKLAHOMA STATE	20
OLE MISS	48

NEW ORLEANS - Oklahoma State had chances to assert itself as the aggressor early on, but the opportunities got away and Ole Miss then took charge en route to claiming a 48-20 win over the Big 12 runner-up Cowboys in the Mercedes Benz Superdome.



Playing in front of a very partisan Ole Miss crowd, OSU forced a turnover on the opening possession of the game and started its second drive in Ole Miss territory, but was only able to muster three points from those two opening possessions. From that point on, the Rebels rattled off 27 unanswered points - 24 of which came in the second quarter - and put the game out of reach.

The Ole Miss defense controlled the trenches, racking up 12 tackles for loss and limiting Oklahoma State to 63 rushing yards, 74 of which came from quarterback J.W. Walsh. OSU's running backs had a combined 14 carries for 15 yards in the game and the Rebels recorded three sacks.

The stars of the game were Ole Miss quarterback Chad Kelly, who completed 21-of-33 passes for 302 yards and four touchdowns, and receiver Laquon Treadwell, who caught three touchdown passes from Kelly. That said, the Rebels used a balanced passing attack that included three receivers who racked up at least 70 yards through the air.

Score by Quarters	1	2	3	4	Score
Oklahoma State	3	3	7	7	20
Ole Miss	10	24	7	7	48

Scoring Summary

- 1st - 04:52 - OSU - Grogan, Ben 26 yd field goal
- 1st - 02:15 - MISS - Gary Wunderlich 34 yd field goal
- 1st - 00:20 - MISS - Core 31 yd pass from Kelly (Wunderlich kick)
- 2nd - 11:28 - MISS - L. Treadwell 34 yd pass from Kelly (Wunderlich kick)
- 2nd - 06:58 - MISS - L. Treadwell 10 yd pass from Kelly (Wunderlich kick)
- 2nd - 03:39 - MISS - Gary Wunderlich 38 yd field goal
- 2nd - 01:22 - OSU - Grogan, Ben 31 yd field goal
- 2nd - 00:00 - MISS - Laremy Tunstall 2 yd run (Wunderlich kick)
- 3rd - 04:26 - MISS - Jordan Wilkins 36 yd run (Wunderlich kick)
- 3rd - 01:11 - OSU - Walsh, J.W. 2 yd run (Grogan, Ben kick)
- 4th - 13:04 - MISS - L. Treadwell 14 yd pass from Kelly (Wunderlich kick)
- 4th - 03:03 - OSU - Walsh, J.W. 8 yd run (Grogan, Ben kick)

	OSU	MISS
FIRST DOWNS	20	28
RUSHES-YARDS (NET)	30-63	37-207
PASSING YDS (NET)	303	347
Passes Att-Comp-Int	45-27-0	35-22-1
TOTAL OFFENSE PLAYS-YARDS	75-366	72-554
Fumble Returns-Yards	0-0	0-0
Punt Returns-Yards	2-3	2-0
Kickoff Returns-Yards	1-11	5-113
Interception Returns-Yards	1-28	0-0
Punts (Number-Avg)	7-38.1	4-45.8
Fumbles-Lost	2-1	1-0
Penalties-Yards	7-77	5-75
Possession Time	31:53	28:07
Third-Down Conversions	6 of 16	6 of 13
Fourth-Down Conversions	0 of 1	0 of 0
Red-Zone Scores-Chances	4-5	5-6
Sacks By: Number-Yards	2-16	3-26



BOWL RECORDS

INDIVIDUAL SINGLE-GAME RECORDS

PASSING YARDS

Yds	Name	Bowl	Comp	Att	TD
1. 399	Brandon Weeden, Sr.	2012 Fiesta	30	43	3
2. 377	Clint Chelf, Sr.	2014 Cotton	33	57	2
3. 329	Zac Robinson, Jr.	2008 Holiday	27	50	1
4. 315	Mike Gundy, Jr.	1988 Holiday	20	24	2
5. 310	Josh Fields, So.	2002 Houston	21	40	2
6. 307	Josh Fields, Jr.	2004 Cotton	21	33	1
7. 302	Zac Robinson, So.	2007 Insight	24	34	3
8. 299	Mason Rudolph, Fr.	2015 Cactus	17	26	2
9. 251	Ronnie Williams, So.	1985 Gator	21	43	2
10. 240	Brandon Weeden, Jr.	2010 Alamo	25	41	2

RUSHING YARDS

Yds	Name	Bowl	Att	TD
1. 222	Barry Sanders, Jr.	1988 Holiday	29	5
2. 178	Bob Fenimore, Jr.	1945 Cotton	21	2
3. 173	Terry Miller, Jr.	1976 Tangerine	23	4
4. 160	Tatum Bell, Jr.	2002 Houston	13	1
5. 157	Thurman Thomas, Sr.	1987 Sun	33	4
6. 155	Thurman Thomas, Fr.	1984 Gator	32	1
7. 143	Ernest Anderson, Sr.	1983 Bluebonnet	27	1
8. 130	Forrest Campbell, Jr.	1958 Bluegrass	26	0
9. 125	Bob Fenimore, Sr.	1946 Sugar	25	2
10. 123	Desmond Roland, Sr.	2015 Cactus	32	0

RECEIVING YARDS

Yds	Name	Bowl	Rec	TD
1. 223	Rashaun Woods, Sr.	2004 Cotton	11	1
2. 186	Justin Blackmon, Jr.	2012 Fiesta	9	3
3. 167	Dez Bryant, So.	2008 Holiday	13	1
4. 164	Rashaun Woods, Jr.	2002 Houston	9	1
5. 163	Hart Lee Dykes, Sr.	1988 Holiday	10	1
6. 117	Justin Blackmon, So.	2010 Alamo	9	2
117	Dez Bryant, Fr.	2007 Insight	9	2
8. 104	Hart Lee Dykes, Fr.	1985 Gator	8	1
9. 103	Cecil Hankins, Jr.	1945 Cotton	4	0
10. 100	Tracy Moore, Sr.	2014 Cotton	7	0

RECEPTIONS

Rec	Name	Bowl	Yards
1. 13	Dez Bryant, So.	2008 Holiday	167
2. 11	Rashaun Woods, Sr.	2004 Cotton	223
3. 10	Hart Lee Dykes, Sr.	1988 Holiday	163
4. 9	Justin Blackmon, Jr.	2012 Fiesta	186
9	Justin Blackmon, So.	2010 Alamo	117
9	Rashaun Woods, Jr.	2002 Houston	164
9	Dez Bryant, Fr.	2007 Insight	117
8. 8	Josh Stewart, Jr.	2014 Cotton	80
8	Hart Lee Dykes, Fr.	1985 Gator	104
8	Barry Hanna, Sr.	1984 Gator	92

SCORING

Pts.	Name	Bowl
1. 30	Barry Sanders, Jr., TB	1988 Holiday
2. 24	Thurman Thomas, Sr., TB	1987 Sun
24	Terry Miller, Jr., TB	1976 Tangerine
4. 18	Justin Blackmon, Jr., WR	2012 Fiesta
5. 16	Quinn Sharp, Sr., PK	2013 Heart of Dallas
6. 15	Luke Phillips, Jr., PK	2002 Houston
7. 14	Cary Blanchard, So., PK	1988 Holiday
14	Duane Wood, Sr., HB	1958 Bluegrass
9. 12	J.W. Walsh, Sr., QB	2016 Sugar
12	Ben Grogan, So., K	2015 Cactus
12	Dan Bailey, Sr., K	2010 Alamo
12	Justin Blackmon, So., WR	2010 Alamo
12	Kendall Hunter, So., RB	2008 Holiday
12	Dez Bryant, Fr., WR	2007 Insight
12	Zac Robinson, So., QB	2007 Insight
12	Keith Toston, Fr., RB	2006 Independence
12	Vernand Morency, So., HB	2004 Cotton
12	Bob Fenimore, Jr., E	1945 Cotton
12	Bob Fenimore, Sr., E	1946 Sugar

TEAM SINGLE-GAME RECORDS

OFFENSE

Most Points	62 vs. Wyoming	1988 Holiday
Most Points/Quarter	28 vs. Wyoming	1988 Holiday
Most First Downs	34 vs. Wyoming	1988 Holiday
Most Rushing Yards	375 vs. BYU	1976 Tangerine
Most Passing Yards	399 vs. Stanford	2012 Fiesta
Total Offense	698 vs. Wyoming	1988 Holiday

DEFENSE

Fewest Points Allowed	0 vs. TCU	1945 Cotton
Fewest First Downs Allowed	5 vs. TCU	1945 Cotton
Fewest Rush Yards Allowed	33 vs. Wyoming	1988 Holiday
Fewest Pass Yards Allowed	31 vs. TCU	1945 Cotton
Fewest Total Yards Allowed	109 vs. TCU	1945 Cotton

OPPONENT

Most Points	48 by Ole Miss	2016 Sugar
Most Points/Quarter	24 by Missouri	2014 Cotton
	24 by Ole Miss	2016 Sugar
Most First Downs	31 by Florida State	1985 Gator
Most Rushing Yards	331 by West Virginia	1987 Sun
Most Passing Yards	347 by Stanford	2012 Fiesta
	347 by Ole Miss	2016 Sugar
Total Offense	590 by Stanford	2012 Fiesta

INDIVIDUAL CAREER RECORDS

PASSING YARDS

Yds	Name	G	Comp	Att	TD
1. 749	Zac Robinson	4	64	115	4
2. 639	Brandon Weeden	2	55	84	5
3. 617	Josh Fields	2	42	73	3
4. 574	Clint Chelf	2	50	79	5
5. 529	Rusly Hilger	3	40	93	3
6. 478	Mason Rudolph	2	35	57	2
7. 476	Mike Gundy	2	32	42	3
8. 251	Ronnie Williams	1	21	43	2
9. 299	Mason Rudolph	1	17	26	2
10. 212	Bob Fenimore	2	10	24	1
212	Bobby Reid	1	15	29	1

RUSHING YARDS

Yds	Name	G	Att	TD
1. 409	Thurman Thomas	3	91	5
2. 241	Barry Sanders	2	35	5
3. 240	Desmond Roland	3	57	1
4. 212	Dantrell Savage	2	32	2
5. 206	Tatum Bell	2	27	2
6. 196	Kendall Hunter	4	40	2
7. 188	Bob Fenimore	2	43	4
8. 172	Terry Miller	2	24	4
9. 163	Ernest Anderson	2	32	2
10. 138	Zac Robinson	4	40	2

RECEIVING YARDS

Yds	Name	G	Rec	TD
1. 387	Rashaun Woods	2	20	2
2. 348	Justin Blackmon	3	22	5
3. 339	Hart Lee Dykes	3	21	2
4. 284	Dez Bryant	2	22	3
5. 169	Brandon Sheperd	3	11	1
6. 155	Brandon Pettigrew	3	13	2
7. 150	Cecil Hankins	2	6	1
8. 143	Josh Cooper	4	17	0
9. 124	Adarius Bowman	2	9	2
10. 113	Tracy Moore	2	9	0

RECEPTIONS

Rec.	Name	G
1. 22	Justin Blackmon	3
22	Dez Bryant	2
3. 21	Hart Lee Dykes	3
4. 20	Rashaun Woods	2
5. 17	Josh Cooper	4
6. 13	Josh Stewart	3
13	Brandon Pettigrew	3
8. 11	Brandon Sheperd	3
11	D'Juan Woods	3
10. 9	Marcell Ateman	3
9	Tracy Moore	2
9	Thurman Thomas	3
9	Adarius Bowman	2

SCORING

Pts.	Name	Pos.	G	Points
1. 36	Thurman Thomas	TB	3	(6 TD)
2. 30	Justin Blackmon	WR	3	(5 TD)
30	Barry Sanders	TB	2	(5 TD)
4. 27	Ben Grogan	PK	3	(6 FG, 9 PAT)
27	Quinn Sharp	K	4	(4 FG, 15 PAT)
27	Dan Bailey	K	4	(4 FG, 15 PAT)
7. 25	Bob Fenimore	HB	2	(4 TD, 1 PAT)
8. 24	Terry Miller	TB	1	(4 TD)
9. 19	Cary Blanchard	PK	2	(2 FG, 13 PAT)
19	Luke Phillips	PK	2	(4 FG, 7 PAT)

RESULTS BY BOWL

Alamo Bowl	1-2
Bluebonnet Bowl	1-0
Bluegrass Bowl	1-0
Cactus Bowl	1-0
Cotton Bowl	1-3
Delta Bowl	0-1
Fiesta Bowl	2-0
Gator Bowl	1-1
Heart of Dallas Bowl	1-0
Holiday Bowl	1-1
Houston Bowl	1-0
Independence Bowl	1-1
Insight Bowl	1-0
Sugar Bowl	1-1
Sun Bowl	1-0
Tangerine Bowl	1-0

BOWL RECORDS VS. OPPONENTS

Alabama	1-0
Arizona	1-0
Baylor	1-0
BYU	2-0
Florida State	1-1
Indiana	1-0
Missouri	0-1
Ohio State	0-1
Ole Miss	0-3
Oregon	0-1
Purdue	1-1
South Carolina	1-0
Southern Miss	1-0
Stanford	1-0
St. Mary's	1-0
TCU	1-0
Texas A&M	0-1
Washington	1-0
West Virginia	1-0
William & Mary	0-1
Wyoming	1-0



SEASON OPENERS AND HOME OPENERS

SEASON OPENERS: 68-41-5

Oklahoma State has an overall season-opening record of 68-41-5 including a season home-opening record of 47-7-4 and season away-opening record of 18-32-1. OSU is 3-2 opening the season at a neutral site. The Cowboys have won seven of their last eight, 10 of their last 12 and 27 of their last 35 season openers.

Year	W/L	Score	Opponent
1901	L	0-12	at Kingfisher
1903	L	0-5	at Oklahoma City
1904	L	0-23	at Chilocco
1905	T	0-0	CHILOCCO
1906	L	0-10	CENTRAL OKLAHOMA
1907	W	10-0	TONKAWA PREPS
1908	L	5-8	at Central State
1909	L	0-5	OKLAHOMA CITY HS
1910	W	35-0	KINGFISHER
1911	L	0-11	KANSAS STATE
1912	W	81-0	CENTRAL STATE
1913	W	112-3	PHILLIPS
1914	W	134-0	PHILLIPS
1915	L	6-13	at Missouri
1916	W	90-0	NORTHWESTERN (OKLA.)
1917	L	0-23	at Kansas State
1918	W	19-6	HASKELL INDIANS
1919	W	37-0	SOUTHWESTERN (OKLA.)
1920	T	7-7	SOUTHWESTERN (KAN.)
1921	W	53-0	SOUTHWESTERN (OKLA.)
1922	W	49-0	NORTHWESTERN (OKLA.)
1923	L	0-20	at Iowa
1924	W	9-0	SOUTHWESTERN (OKLA.)
1925	L	3-13	at Kansas
1926	L	3-42	at Michigan
1927	L	0-6	at Washington (Mo.)
1928	W	13-6	ST. REGIS
1929	W	12-0	NORTHWESTERN (OKLA.)
1930	W	12-0	WICHITA
1931	W	34-9	BETHANY (KAN.)
1932	W	13-0	PHILLIPS
1933	W	20-12	CENTRAL OKLAHOMA
1934	W	12-0	OKLAHOMA BAPTIST
1935	W	6-0	OKLAHOMA CITY
1936	L	6-9	at Oklahoma City
1937	W	14-8	at Wichita State
1938	W	23-12	CENTRAL OKLAHOMA
1939	L	0-32	at Texas A&M
1940	W	25-6	CENTRAL OKLAHOMA
1941	L	0-19	at Oklahoma
1942	T	0-0	OKLAHOMA
1943	W	21-13	vs. Texas Tech (in OKC)
1944	W	41-6	WEST TEXAS
1945	W	19-14	at Arkansas
1946	W	40-7	DENVER
1947	W	12-0	at Kansas State
1948	W	27-14	at Wichita State
1949	T	33-33	at TCU
1950	W	12-7	at Arkansas
1951	L	7-42	ARKANSAS
1952	L	20-22	at Arkansas
1953	W	20-0	HARDIN-SIMMONS
1954	W	14-6	at Wyoming
1955	L	0-21	at Arkansas
1956	W	27-7	at Kansas State
1957	L	0-12	at Arkansas

1958	W	31-14	at Denver
1959	L	9-22	CINCINNATI
1960	L	0-9	at Arkansas
1961	L	7-14	at Iowa State
1962	L	7-34	at Arkansas
1963	L	0-21	at Arkansas
1964	L	10-14	at Arkansas
1965	L	14-28	at Arkansas
1966	L	10-14	at Arkansas
1967	T	0-0	AIR FORCE
1968	L	15-32	at Arkansas
1969	L	0-39	at Arkansas
1970	L	13-14	at Mississippi State
1971	W	26-7	MISSISSIPPI STATE
1972	W	21-3	TEXAS-ARLINGTON
1973	W	56-7	TEXAS-ARLINGTON
1974	W	59-0	WICHITA STATE
1975	W	34-0	WICHITA STATE
1976	W	33-21	TULSA
1977	W	34-17	at Tulsa
1978	L	10-20	at Wichita State
1979	W	25-7	NORTH TEXAS
1980	L	19-20	WEST TEXAS A&M
1981	W	23-21	TULSA
1982	W	27-6	NORTH TEXAS
1983	W	20-13	NORTH TEXAS
1984	W	45-3	at Arizona State
1985	W	31-17	at Washington
1986	W	21-20	at Louisiana-Lafayette
1987	W	39-28	TULSA
1988	W	52-20	MIAMI (OHIO)
1989	L	10-20	at Tulsa
1990	W	10-3	TULSA
1991	L	7-13	at Tulsa
1992	W	35-3	INDIANA STATE
1993	W	45-7	MISSOURI STATE
1994	W	31-14	at Northern Illinois
1995	L	21-64	NEBRASKA
1996	W	23-20	MISSOURI STATE
1997	W	21-14	at Iowa State
1998	W	38-28	at Kansas
1999	W	24-7	LOUISIANA-LAFAYETTE
2000	W	36-26	at Tulsa
2001	L	9-17	at Southern Miss
2002	L	36-39	vs. Louisiana Tech (Shreveport)
2003	L	7-17	at Nebraska
2004	W	31-20	at UCLA
2005	W	15-10	MONTANA STATE
2006	W	52-10	MISSOURI STATE
2007	L	14-35	at Georgia
2008	W	39-13	vs. Washington State (Seattle)
2009	W	24-10	GEORGIA
2010	W	65-17	WASHINGTON STATE
2011	W	61-34	LOUISIANA
2012	W	84-0	SAVANNAH STATE
2013	W	21-3	vs. Mississippi State (Houston)
2014	L	31-37	vs. Florida State (Arlington)
2015	W	24-13	at Central Michigan

HOME OPENERS: 81-28-5

Oklahoma State has a home-opening record of 81-28-5. The Cowboys have won each of their last 20 home openers, good for the longest such streak in school history. The Cowboys have won 40 of their last 46 home openers. Since 2006, OSU has outscored its 10 home-opening opponents, 515-148, for an average score of 52-15.

Year	W/L	Score	Opponent
1901	W	5-0	CHILOCCO
1903	T	0-0	TONKAWA PREPS
1904	L	0-23	CHILOCCO
1905	T	0-0	CHILOCCO
1906	L	0-10	CENTRAL OKLAHOMA
1907	W	10-0	TONKAWA PREPS
1908	W	18-0	OKLAHOMA CITY
1909	L	0-5	OKLAHOMA CITY HS
1910	W	35-0	KINGFISHER
1911	L	0-11	KANSAS STATE
1912	W	81-0	CENTRAL OKLAHOMA
1913	W	112-3	PHILLIPS
1914	W	134-0	PHILLIPS
1915	W	6-0	FRIENDS (KAN.)
1916	W	90-0	NORTHWESTERN (OKLA.)
1917	W	27-0	CENTRAL (MO.) STATE
1918	W	19-6	HASKELL INDIANS
1919	W	37-0	SOUTHWESTERN (OKLA.)
1920	T	7-7	SOUTHWESTERN (KAN.)
1921	W	53-0	SOUTHWESTERN (OKLA.)
1922	W	49-0	NORTHWESTERN (OKLA.)
1923	L	6-7	TCU
1924	W	9-0	SOUTHWESTERN (OKLA.)
1925	L	0-21	EMPORIA STATE
1926	W	37-0	WASHINGTON (MO.)
1927	W	8-0	MARQUETTE
1928	W	13-6	ST. REGIS
1929	W	12-0	NORTHWESTERN (OKLA.)
1930	W	12-0	WICHITA STATE
1931	W	34-9	BETHANY (KAN.)
1932	W	13-0	PHILLIPS
1933	W	20-12	CENTRAL OKLAHOMA
1934	W	12-0	OKLAHOMA BAPTIST
1935	W	6-0	OKLAHOMA CITY
1936	L	0-31	KANSAS STATE
1937	W	16-13	CREIGHTON
1938	W	23-12	CENTRAL OKLAHOMA
1939	W	52-0	NORTHWESTERN (OKLA.)
1940	W	25-6	CENTRAL OKLAHOMA
1941	L	14-20	DETROIT
1942	T	0-0	OKLAHOMA
1943	L	0-20	NAVY ZOOMERS
1944	W	41-6	WEST TEXAS
1945	W	26-12	SMU
1946	W	40-7	DENVER
1947	L	14-21	SMU
1948	L	14-21	TCU
1949	W	28-0	DRAKE
1950	L	0-27	MISSOURI
1951	L	7-42	ARKANSAS
1952	L	7-10	HOUSTON
1953	W	20-0	HARDIN-SIMMONS
1954	L	7-14	HOUSTON
1955	L	6-24	TEXAS TECH
1956	L	0-13	HOUSTON
1957	W	26-0	WICHITA STATE

1958	W	21-14	NORTH TEXAS
1959	L	9-22	CINCINNATI
1960	L	7-14	KANSAS
1961	W	28-0	TULSA
1962	W	36-16	COLORADO
1963	L	6-28	MISSOURI
1964	W	29-14	IOWA STATE
1965	L	0-13	MISSOURI
1966	W	11-10	COLORADO
1967	T	0-0	AIR FORCE
1968	L	20-21	NEBRASKA
1969	W	24-18	HOUSTON
1970	W	26-17	HOUSTON
1971	W	26-7	MISSISSIPPI STATE
1972	W	21-3	TEXAS-ARLINGTON
1973	W	56-7	TEXAS-ARLINGTON
1974	W	59-0	WICHITA STATE
1975	W	34-0	WICHITA STATE
1976	W	33-21	TULSA
1977	W	54-0	TEXAS-EL PASO
1978	L	7-19	ARKANSAS
1979	W	25-7	NORTH TEXAS
1980	L	19-20	WEST TEXAS A&M
1981	W	23-21	TULSA
1982	W	27-6	NORTH TEXAS
1983	W	20-13	NORTH TEXAS
1984	W	31-14	BOWLING GREEN
1985	W	10-9	NORTH TEXAS
1986	L	12-28	HOUSTON
1987	W	39-28	TULSA
1988	W	52-20	MIAMI (OHIO)
1989	L	15-31	TEXAS TECH
1990	W	10-3	TULSA
1991	L	3-30	ARIZONA STATE
1992	W	35-3	INDIANA STATE
1993	W	45-7	MISSOURI STATE
1994	W	17-10	TULSA
1995	L	21-64	NEBRASKA
1996	W	23-20	MISSOURI STATE
1997	W	35-0	FRESNO STATE
1998	W	42-23	MISSISSIPPI STATE
1999	W	24-7	LOUISIANA-LAFAYETTE
2000	W	23-0	TEXAS STATE
2001	W	30-23	LOUISIANA TECH
2002	W	45-10	NORTHERN IOWA
2003	W	48-24	WYOMING
2004	W	38-21	TULSA
2005	W	15-10	MONTANA STATE
2006	W	52-10	MISSOURI STATE
2007	W	42-6	FLORIDA ATLANTIC
2008	W	56-37	HOUSTON
2009	W	24-10	GEORGIA
2010	W	65-17	WASHINGTON STATE
2011	W	61-34	LOUISIANA
2012	W	84-0	SAVANNAH STATE
2013	W	59-3	LAMAR
2014	W	40-23	MISSOURI STATE
2015	W	32-8	CENTRAL ARKANSAS



HOMECOMING AND TV GAMES

ON HOMECOMING: 51-36-7

OSU owns a homecoming record of 51-36-7. The Cowboys have won seven of their last eight and 27 of their last 42 homecoming games. OSU's longest homecoming win streak is 10 from 1972-81, while the longest losing streak is four games from 1998-2001.

Year	W/L	Score	Opponent
1921	W	13-0	WASHBURN
1922	T	3-3	OKLAHOMA
1923	L	2-13	CREIGHTON
1924	W	6-0	OKLAHOMA
1925	L	0-28	GRINNELL
1926	T	14-14	OKLAHOMA
1927	W	18-6	CREIGHTON
1928	L	0-46	OKLAHOMA
1929	L	6-9	WEST VIRGINIA
1930	W	7-0	OKLAHOMA
1931	W	20-0	CREIGHTON
1932	W	7-0	OKLAHOMA
1933	W	21-0	DRAKE
1934	T	0-0	OKLAHOMA
1935	L	7-20	DUQUESNE
1936	W	6-0	WASHBURN
1937	W	27-7	OKLAHOMA CITY
1938	L	0-19	OKLAHOMA
1939	W	20-9	CREIGHTON
1940	W	53-12	WASHINGTON (MO.)
1941	L	0-16	TULSA
1942	T	0-0	OKLAHOMA
1943			No homecoming game
1944	L	0-15	NAVY ZOOMERS
1945	W	12-6	TULSA
1946	W	59-7	DRAKE
1947	L	0-33	TULSA
1948	W	41-7	TEMPLE
1949	L	14-55	KANSAS
1950	L	0-27	MISSOURI
1951	L	12-27	KANSAS
1952	W	14-7	MISSOURI
1953	W	20-14	WYOMING
1954	L	7-14	HOUSTON
1955	L	13-20	COLORADO STATE
1956	L	0-13	HOUSTON
1957	W	13-0	TEXAS TECH
1958	L	29-33	AIR FORCE
1959	W	34-14	WICHITA
1960	L	7-14	KANSAS
1961	W	14-6	NEBRASKA
1962	W	36-16	COLORADO
1963	L	6-28	MISSOURI
1964	L	13-14	KANSAS
1965	L	17-21	NEBRASKA
1966	T	14-14	IOWA STATE
1967	L	15-26	KANSAS
1968	L	20-21	NEBRASKA
1969	W	28-19	KANSAS STATE
1970	W	19-7	KANSAS
1971	L	23-35	KANSAS STATE
1972	W	20-7	BAYLOR
1973	W	28-9	KANSAS STATE
1974	W	24-13	KANSAS
1975	W	56-3	KANSAS STATE
1976	W	20-19	MISSOURI
1977	W	21-14	KANSAS STATE
1978	W	35-20	MISSOURI
1979	W	42-15	KANSAS STATE
1980	W	42-7	COLORADO
1981	W	31-10	KANSAS STATE
1982	T	25-25	COLORADO
1983	L	20-21	KANSAS STATE
1984	W	20-14	COLORADO
1985	W	35-3	KANSAS STATE
1986	W	24-6	KANSAS
1987	W	56-7	KANSAS STATE
1988	W	49-21	MISSOURI
1989	W	17-13	KANSAS STATE
1990	W	48-28	MISSOURI
1991	L	0-31	KANSAS
1992	W	27-21	IOWA STATE
1993	L	6-13	KANSAS
1994	T	31-31	IOWA STATE
1995	L	17-23	KANSAS STATE

1996	W	28-27	IOWA STATE
1997	W	33-29	COLORADO
1998	L	6-17	TEXAS A&M
1999	L	21-44	KANSAS STATE
2000	L	26-33	IOWA STATE
2001	L	19-22	COLORADO
2002	W	28-23	TEXAS A&M
2003	W	51-49	TEXAS TECH
2004	L	20-36	TEXAS A&M
2005	L	28-47	TEXAS
2006	L (ot)	33-34	TEXAS A&M
2007	W	41-39	KANSAS STATE
2008	W	34-6	BAYLOR
2009	W	33-17	MISSOURI
2010	L	51-41	NEBRASKA
2011	W	59-24	BAYLOR
2012	W	31-10	IOWA STATE
2013	W	24-10	TCU
2014	L	10-34	WEST VIRGINIA
2015	W	58-10	KANSAS

ON TELEVISION: (122-90)

Since its opening television appearance in 1958, Oklahoma State has compiled a 122-90 record when playing televised games. All of Oklahoma State's games since 2011 have been televised.

DATE	NETWORK	OPPONENT	RESULT
09/20/58	NBC-R	at Denver	W 31-14
12/13/58	ABC-N	vs. Florida St. ^	W 15-6
09/22/73	ABC-R	at Arkansas	W 38-6
11/16/74	ABC-R	COLORADO	L 20-37
12/28/74	NBC-N	vs. BYU ^	W 16-6
09/11/76	ABC-R	TULSA	W 33-21
10/30/76	ABC-R	MISSOURI	W 20-19
12/06/76	MIZLOU-N	vs. BYU ^	W 49-21
10/29/77	ABC-R	NEBRASKA	L 14-31
11/07/81	ABC-R	NEBRASKA	L 7-54
12/12/81	MIZLOU-N	vs. Texas A&M ^	L 16-33
09/19/82	WTBS-N	at Tulsa	L 15-25
09/24/83	CBS-R	at Texas A&M	W 34-15
10/01/83	ABC-R	TULSA	W 9-0
12/31/83	MIZLOU-N	vs. Baylor ^	W 24-14
09/22/84	USA/KATZ-N	SAN DIEGO ST.	W 19-16
09/29/84	SportsTime-R	at Tulsa	W 31-7
10/06/84	ABC-N	at Nebraska	L 3-17
10/27/84	KATZ-R	COLORADO	W 20-14
11/10/84	ESPN-N	MISSOURI	W 31-13
11/17/84	KATZ-R	IOWA ST.	W 16-10
11/24/84	ABC-N	at Oklahoma	L 14-24
12/28/84	ABC-N	vs. South Carolina ^	W 21-14
09/07/85	WTBS-N	at Washington	W 31-17
10/12/85	ESPN-N	NEBRASKA	L 24-34
10/26/85	Raycom-R	at Kansas	W 17-10
11/02/85	Raycom-R	at Colorado	W 14-11
11/30/85	ESPN-N	OKLAHOMA	L 0-13
12/30/85	ABC-N	vs. Florida St. ^	L 23-34
09/20/86	Raycom-R	HOUSTON	L 12-28
10/11/86	ESPN-N	at Nebraska	L 10-30
11/01/86	Raycom-R	COLORADO	L 14-31
11/15/86	ESPN-N	MISSOURI	W 10-6
10/17/87	CBS-N	NEBRASKA	L 0-35
12/25/87	CBS-N	vs. West Virginia ^	W 35-33
11/05/88	ESPN-N	OKLAHOMA	L 28-31
12/30/88	ESPN-N	vs. Wyoming ^	W 62-14
09/19/92	ESPN-N	at Michigan	L 3-35
10/07/93	ESPN-N	NEBRASKA	L 13-27
08/31/95	ESPN-N	NEBRASKA	L 21-64
09/23/95	ESPN2-N	at Wyoming	L 25-45
09/07/96	Big 12 TV-R	vs. Texas Tech	L 3-31
10/05/96	FSN-N	at Texas	L 14-71
10/12/96	FSN-N	at Colorado	L 13-35
11/09/96	Big 12 TV-R	OKLAHOMA	L 17-27
08/30/97	FSN-N	at Iowa St.	W 21-14
10/04/97	Big 12 TV-R	TEXAS	W 42-16
10/11/97	FSN-N	COLORADO	W 33-29
10/25/97	Big 12 TV-N	MISSOURI	L 50-51
11/01/97	FSN-N	at Texas A&M	L 25-28
11/22/97	ABC-R	at Baylor	W 24-14
12/30/97	ESPN-N	vs. Purdue ^	L 20-33
09/05/98	ABC-R	at Kansas	W 38-28
10/03/98	FSN-N	vs. Nebraska	L 17-24

10/10/98	FSN-N	at Texas Tech	L 17-24
10/17/98	ABC-R	at Kansas St.	L 20-52
10/31/98	FSN-N	TEXAS A&M	L 6-17
11/07/98	ABC-R	at Texas	L 34-37
11/21/98	Big 12 TV-R	BAYLOR	W 24-10
09/11/99	Big 12 TV-R	TULSA	W 46-9
09/18/99	Jeff. Pilot-R	at Mississippi St.	L 11-29
10/02/99	Big 12 TV-R	at Nebraska	L 14-38
10/23/99	Big 12 TV-R	KANSAS ST.	L 21-44
11/27/99	FSN-N	at Oklahoma	L 7-44
09/30/00	ABC-R	at Texas	L 7-42
11/25/00	FSN-N	OKLAHOMA	L 7-12
09/01/01	ESPN-N	at Southern Miss	L 9-17
09/22/01	Big 12 TV-R	at Texas A&M	L 7-21
10/13/01	Big 12 TV-R	TEXAS	L 17-45
10/27/01	FSN-R	COLORADO	L 19-22
11/24/01	FSN-N	at Oklahoma	W 16-13
09/14/02	FSN-N	UCLA	L 24-38
10/05/02	FSN-R	at Texas	L 15-17
10/19/02	FSN-R	NEBRASKA	W 24-21
11/02/02	FSN-R	TEXAS A&M	W 28-23
11/30/02	FSN-N	OKLAHOMA	W 38-28
12/27/02	ESPN-N	vs. Southern Miss ^	W 33-23
08/30/03	ABC-N	at Nebraska	L 7-17
09/06/03	FSN-PPV	WYOMING	W 48-24
09/20/03	FSN-R	at SMU	W 52-6
10/11/03	FSN-N	KANSAS ST.	W 37-34
10/18/03	ABC-R	TEXAS TECH	W 51-49
10/25/03	ABC-R	at Texas A&M	W 38-10
11/01/03	ABC-R	at Oklahoma	L 9-52
11/08/03	FSN-N	TEXAS	L 16-65
11/22/03	FSN-R	at Baylor	W 38-21
01/02/04	Fox-N	vs. Mississippi ^	L 28-31
09/04/04	ABC-N	at UCLA	W 31-20
09/11/04	FSN-PPV	TULSA	W 38-21
10/09/04	ABC-R	at Colorado	W 42-14
10/16/04	FSN-N	TEXAS A&M	W 20-16
10/23/04	ABC-R	at Missouri	W 20-17
10/30/04	ABC-R	OKLAHOMA	L 35-38
11/06/04	TBS-N	at Texas	L 35-56
11/27/04	FSN-N	at Texas Tech	L 15-31
12/29/04	ESPN-N	vs. Ohio St. ^	L 7-33
09/08/05	ESPN2-N	at Florida Atlantic	W 23-3
10/29/05	TBS-N	TEXAS	L 28-47
11/26/05	ABC-N	at Oklahoma	L 14-42
09/09/06	ESPN-N	Arkansas St.	W 35-7
09/23/06	CSTV-N	at Houston	L 25-34
10/28/06	ABC-R	NEBRASKA	W 41-29
11/04/06	TBS-N	at Texas	L 10-36
11/11/06	FSN-R	BAYLOR	W 66-24
11/25/06	FSN-N	OKLAHOMA	L 21-27
12/28/06	ESPN-N	Alabama^	W 34-31
09/01/07	ESPN2-N	at Georgia	L 14-35
09/14/07	ESPN2-N	at Troy	L 23-41
09/22/07	FSN-N	TEXAS TECH	W 49-45
10/06/07	FSN-N	at Texas A&M	L 23-24
10/13/07	FSNPPV-N	at Nebraska	W 45-14
11/03/07	ABC-N	TEXAS	L 35-38
11/10/07	ABC-N	KANSAS	L 28-43
11/17/07	FSN-N	at Baylor	W 45-14
11/24/07	FSN-N	at Oklahoma	L 17-49
12/31/07	NFL Network-N	vs. Indiana^	W 49-33
8/30/08	FSN-N	at Washington St.	W 39-13
9/13/08	FCS-N	MISSOURI ST.	W 57-13
10/11/08	ESPN2-N	at Missouri	W 28-23
10/25/08	ABC-N	at Texas	L 24-28
11/10/08	ABC-R	IOWA ST.	W 59-17
11/8/08	ABC-N	at Texas Tech	L 20-56
11/15/08	ABC-R	at Colorado	W 30-17
11/29/08	ABC-N	OKLAHOMA	L 41-61
12/30/08	ESPN-N	vs. Oregon^	L 31-42
9/5/09	ABC-N	GEORGIA	W 24-10
9/12/09	FSN-N	HOUSTON	L 35-45
10/10/09	FSN-N	at Texas A&M	W 36-31
10/17/09	ESPN2-N	MISSOURI	W 33-17
10/24/09	Versus-N	at Baylor	W 34-7
10/31/09	ABC-N	TEXAS	L 14-41
11/7/09	ABC-R	at Iowa St.	W 34-8
11/14/09	ABC-N	TEXAS TECH	W 24-17
11/19/09	ESPN-N	COLORADO	W 31-29
11/28/09	ABC-N	at Oklahoma	L 0-27
1/2/10	FOX-N	vs. Ole Miss^	L 7-21
9/4/10	FSN-N	WASHINGTON ST.	W 65-21

9/30/10	ESPN-N	TEXAS A&M	W 38-35
10/8/10	ESPN2-N	at Louisiana	W 54-28
10/16/10	FSN Plus-R	at Texas Tech	W 34-17
10/23/10	ABC-N	NEBRASKA	L 41-51
10/30/10	FSN-N	at Kansas St.	W 24-14
11/6/10	FSN-N	BAYLOR	W 55-28
11/13/10	ABC-N	at Texas	W 33-16
11/20/10	FSN-N	at Kansas	W 48-14
11/27/10	ABC-N	OKLAHOMA	L 41-47
12/29/10	ESPN-N	vs. Arizona^	W 36-10
9/3/11	FCS-N	LOUISIANA	W 61-34
9/8/11	ESPN-N	ARIZONA	W 37-14
9/17/11	FSN-N	at Tulsa	W 59-33
9/24/11	ABC-N	at Texas A&M	W 30-29
10/15/11	ABC-N	at Texas	W 38-26
10/22/11	FX-N	at Missouri	W 45-24
10/29/11	ABC-R	BAYLOR	W 59-24
11/5/11	ABC-N	KANSAS ST.	W 52-45
11/12/11	ABC-R	at Texas Tech	W 66-6
11/18/11	ESPN-N	at Iowa St.	L 31-37
12/3/11	ABC-N	OKLAHOMA	W 44-10
1/2/12	ESPN-N	vs. Stanford ^	W 41-38
9/1/12	FCS-N	SAVANNAH STATE	W 84-0
9/8/12	Pac-12 Netwk-N	at Arizona	L 38-59
9/15/12	FSN-N	LOUISIANA	W 65-24
9/29/12	FOX-N	TEXAS	L 36-41
10/13/12	FSN-N	at Kansas	W 20-14
10/20/12	FX-N	IOWA STATE	W 31-10
10/27/12	FSN-N	TCU	W 36-14
11/3/12	ABC-N	at Kansas State	L 30-44
11/10/12	ABC-R	WEST VIRGINIA	W 55-34
11/17/12	FSN-N	TEXAS TECH	W 59-21
11/24/12	ESPN-N	at Oklahoma	L 48-51
12/1/12	FX-N	at Baylor	L 34-41
11/1/13	ESPNU	vs. Purdue^	W 58-14
8/31/13	ABC-N	vs. Mississippi State	W 21-3
9/7/13	Fox Sports 1-N	at UTSA	W 56-35
9/14/13	FSN-R	LAMAR	W 59-3
9/28/13	ESPN-N	at West Virginia	L 21-30
10/5/13	ABC-N	KANSAS STATE	W 33-29
10/19/13	FOX-N	TCU	W 24-10
10/26/13	FSN-R	at Iowa State	W 58-27
11/2/13	FOX-N	at Texas Tech	W 52-34
11/9/13	Fox Sports 1-N	KANSAS	W 42-6
11/16/13	FOX-N	at Texas	




SUPER BOWL COWBOYS

The Super Bowl has been played 50 times. In more than half of those games (29, to be exact), at least one Oklahoma State player has been on the roster of a participating team.

In 2013, an all-time OSU-high four former Cowboys were on Super Bowl rosters, with Billy Bajema and Ryan McBean on the Baltimore Ravens and Kendall Hunter and Perrish Cox on the San Francisco 49ers.

Overall, 26 former Cowboys have been on a Super Bowl roster for a total of 40 times, including Jon Kolb (Pittsburgh) and Thurman Thomas (Buffalo), who each played in four Super Bowls.

More than one OSU player was on the roster of a Super Bowl team on five different occasions, most recently in 2015, when Russell Okung and Kevin Williams both started for the Seattle Seahawks and Ryan Robinson was on the roster.



Charlie Johnson won a Super Bowl with the Indianapolis Colts.

SUPER BOWL COWBOYS

Name	Team	Position	Game	Year	Result
Billy Bajema	Baltimore	Tight End	XLVII	2013	Won
Ron Baker	Philadelphia	Offensive Line	XV	1981	Lost
Michael Bowie	Seattle	Offensive Line	XLVIII	2014	Won
Terry Brown	Minnesota	Safety	VIII	1974	Lost
			IX	1975	Lost
Keith Burns	Denver	Linebacker	XXXII	1998	Won
Perrish Cox	San Francisco	Cornerback	XLVII	2013	Lost
Walt Garrison	Dallas	Running Back	V	1971	Lost
			VI	1972	Won
Jason Gildon	Pittsburgh	Linebacker	XXX	1996	Lost
Jack Golden	NY Giants	Linebacker	XXXV	2001	Lost
	Tampa Bay	Linebacker	XXXVII	2003	Won
Kendall Hunter	San Francisco	Running Back	XLVII	2013	Lost
Charlie Johnson	Indianapolis	Offensive Line	XLI	2007	Won
			XLIV	2010	Lost
Jon Kolb	Pittsburgh	Center	IX	1975	Won
			X	1976	Won
			XIII	1979	Won
			XIV	1980	Won
Jacob Lacey	Indianapolis	Defensive Back	XLIV	2010	Lost
Dexter Manley	Washington	Defensive End	XVII	1983	Won
			XVIII	1984	Lost
			XXII	1988	Won
Ryan McBean	Baltimore	Defensive Line	XLVII	2013	Won
R.W. McQuarters	NY Giants	Safety	XLII	2008	Won
Matt Monger	Buffalo	Linebacker	XXV	1991	Lost
Russell Okung	Seattle	Offensive Line	XLVIII	2014	Won
			XLIX	2015	Lost
Leslie O'Neal	San Diego	Defensive End	XXIX	1995	Lost
Ryan Robinson	Seattle	Defensive End	XLIX	2014	Lost
Antonio Smith	Arizona	Defensive End	XLIII	2009	Lost
	Denver	Defensive End	L	2016	Won
Thurman Thomas	Buffalo	Running Back	XXV	1991	Lost
			XXVI	1992	Lost
			XXVII	1993	Lost
			XXVIII	1994	Lost
John Washington	NY Giants	Defensive Tackle	XXV	1991	Won
James White	Minnesota	Defensive Tackle	XI	1977	Lost
Kevin Williams	Seattle	Defensive Tackle	XLIX	2015	Lost
Donovan Woods	Pittsburgh	Linebacker	XLIII	2009	Won



Pro Bowler Russell Okung led the Seattle Seahawks to the Super Bowl XLVIII Championship.



COWBOYS IN THE PRO BOWL/NFL DRAFT PICKS

COWBOYS IN THE PRO BOWL

Oklahoma State boasts 55 Pro Bowl selections all-time and has had at least one player earn a spot in each of the last 12 Pro Bowls, dating back to 2004.

Player	Pos.	Team	Year
Billy Grimes	KR/PR	Green Bay Packers	1951
Billy Grimes	KR/PR	Green Bay Packers	1952
Jon Gilliam	C	Dallas Texans	1962
Tony Banfield	CB	Houston Oilers	1962
Tony Banfield	CB	Houston Oilers	1963
Tony Banfield	CB	Houston Oilers	1964
Duane Wood	CB	Kansas City Chiefs	1964
Dale Meinert	LB	St. Louis Cardinals	1964
Dale Meinert	LB	St. Louis Cardinals	1966
Dale Meinert	LB	St. Louis Cardinals	1968
Walt Garrison	FB	Dallas Cowboys	1973
Jerry Sherk	DT	Cleveland Browns	1974
Jerry Sherk	DT	Cleveland Browns	1975
Jerry Sherk	DT	Cleveland Browns	1976
Jerry Sherk	DT	Cleveland Browns	1977
Dexter Manley	DE	Washington Redskins	1987
Barry Sanders	RB	Detroit Lions	1990
Leslie O'Neal	LB	San Diego Chargers	1990
Thurman Thomas	RB	Buffalo Bills	1990
Barry Sanders	RB	Detroit Lions	1991
Leslie O'Neal	LB	San Diego Chargers	1991
Thurman Thomas	RB	Buffalo Bills	1991
Barry Sanders	RB	Detroit Lions	1992
Thurman Thomas	RB	Buffalo Bills	1992
Barry Sanders	RB	Detroit Lions	1993
Leslie O'Neal	DE	San Diego Chargers	1993
Thurman Thomas	RB	Buffalo Bills	1993
Thurman Thomas	RB	Buffalo Bills	1994
Barry Sanders	RB	Detroit Lions	1994
Leslie O'Neal	DE	San Diego Chargers	1994
Barry Sanders	RB	Detroit Lions	1995
Leslie O'Neal	DE	San Diego Chargers	1995
Leslie O'Neal	DE	San Diego Chargers	1996
Barry Sanders	RB	Detroit Lions	1996
Cary Blanchard	K	Indianapolis Colts	1997
Barry Sanders	RB	Detroit Lions	1997
Barry Sanders	RB	Detroit Lions	1998
Barry Sanders	RB	Detroit Lions	1999
Jason Gildon	LB	Pittsburgh Steelers	2001
Jason Gildon	LB	Pittsburgh Steelers	2002
Jason Gildon	LB	Pittsburgh Steelers	2003
Kevin Williams	DT	Minnesota Vikings	2005
Jamal Williams	DT	San Diego Chargers	2006
Kevin Williams	DT	Minnesota Vikings	2007
Jamal Williams	DT	San Diego Chargers	2007
Jamal Williams	DT	San Diego Chargers	2008
Kevin Williams	DT	Minnesota Vikings	2008
Kevin Williams	DT	Minnesota Vikings	2009
Kevin Williams	DT	Minnesota Vikings	2010
Kevin Williams	DT	Minnesota Vikings	2011
Antonio Smith	DE	Houston Texans	2012
Russell Okung	OL	Seattle Seahawks	2013
Dez Bryant	WR	Dallas Cowboys	2014
Dez Bryant	WR	Dallas Cowboys	2015
Dan Bailey	K	Dallas Cowboys	2016

COWBOYS IN THE NFL DRAFT

Oklahoma State has had 117 players hear their name called on draft day. Since Mike Gundy took over as head coach in 2005, 19 OSU products have been drafted, highlighted by first-round picks Brandon Pettigrew, Russell Okung, Dez Bryant, Justin Blackmon, Brandon Weeden and Justin Gilbert.

Year	Rd	Sel #	Player	Pos	Team
1940	17		Ralph Foster	T	Chicago Cardinals
1943	12		Loyd Arms	G	Chicago Bears
1945	17		Joe Spencer	DT	Philadelphia Eagles
1946	9		Jake Colhouer	G	Chicago Cardinals
1947	1	1	Bob Fenimore	HB	Chicago Bears
1947	1		Neill Armstrong	OE	Philadelphia Eagles
1948	1		Jim Spavital	FB	Chicago Cardinals
1948	23		Jim Parmer	HB	Philadelphia Eagles
1949	2		Billy Grimes	HB	Chicago Bears
1949	5		Bill Long	OE	Pittsburgh Steelers
1950	15		Alex Loyd	OE	Washington Redskins
1950	16		Charlie Shaw	OG	San Francisco 49ers
1951	17		Darrel Meisenheimer	DB	Detroit Lions
1954	4		Bill Bredde	HB	Chicago Cardinals
1955	8		Dale Meinert	LB	Baltimore Colts
1958	26		Jon Evans	OE	Pittsburgh Steelers
1959	12		Howard Keys	C	Philadelphia Eagles
1961	6		Frank Parker	DT	Cleveland Browns
1962			Gary Cutsinger	DE	Houston Oilers
1965	13		Jack Jacobson	DB	Detroit Lions
1966	5		Walt Garrison	RB	Dallas Cowboys
1966	8		Charlie Harper	OT	New York Giants
1967	3	66	Dennis Randall	DE	New York Jets
1967	3	67	Harold Akin	T	San Diego Chargers
1967	3	71	Leon Ward	OL	Baltimore Colts
1967	12	307	J.B. Christian	OL	Baltimore Colts
1967	17	435	Terry Bacigalupo	OL	St. Louis Cardinals
1969	3	56	Jon Kolb	OT	Pittsburgh Steelers
1969	3	73	Terry Brown	DB	St. Louis Cardinals
1970	1	25	John Ward	G	Minnesota Vikings
1970	2	47	Jerry Sherk	DT	Cleveland Browns
1970	6	131	Bob Cutburth	QB	Chicago Bears
1970	14	358	John Little	DT	New York Jets
1971	17	428	Hermann Eben	WR	New Orleans Saints
1972	17	424	Dick Graham	WR	New Orleans Saints
1974	1	18	Reuben Gant	TE	Buffalo Bills
1974	3	57	Glenn Robinson	DE	Baltimore Colts
1974	5	130	Cleveland Vann	DL	Miami Dolphins
1974	8	206	Bon Boatwright	DT	San Diego Chargers
1975	8	194	Leonard Thompson	WR	Detroit Lions
1976	1	25	James White	DT	Minnesota Vikings
1976	7	197	Larry Harris	DT	Houston Oilers
1977	1	12	Phil Dokes	DT	Buffalo Bills
1977	6	147	Cliff Parsley	P	New Orleans Saints
1977	7	172	Derrel Gofourth	G	Green Bay Packers
1977	9	237	Robert Turner	RB	Miami Dolphins
1977	10	277	Ron Baker	G	Baltimore Colts
1978	1	5	Terry Miller	RB	Buffalo Bills
1978	2	41	Buddy Hardaway	T	San Diego Chargers
1978	12	320	Daria Butler	LB	Atlanta Falcons
1979	9	223	Scott Burk	DB	Cincinnati Bengals
1979	10	254	Steve Stephens	TE	Baltimore Colts
1980	5	134	John Corker	LB	Houston Oilers
1980	8	217	Harold Bailey	WR	Houston Oilers
1981	3	75	Roger Taylor	T	Kansas City Chiefs
1981	5	119	Dexter Manley	DE	Washington Redskins

1981	10	271	Dean Prater	DE	Cleveland Browns
1982	11	301	Ron Ingram	WR	Philadelphia Eagles
1982	12	313	Ricky Young	LB	Chicago Bears
1983	4	86	Greg Hill	DB	Houston Oilers
1983	4	98	Gary Lewis	NT	New Orleans Saints
1983	9	245	Mike Green	LB	San Diego Chargers
1984	2	48	Chris Rockins	DB	Cleveland Browns
1984	3	74	Ernest Anderson	RB	Detroit Lions
1984	10	268	James Spencer	DL	Minnesota Vikings
1984	10	277	John Chesley	TE	Miami Dolphins
1984	12	309	Rod Fisher	DB	Los Angeles Rams
1985	6	143	Rusty Hilger	QB	Los Angeles Raiders
1985	7	177	Jamie Harris	WR	Washington Redskins
1985	8	208	Matt Monger	LB	New York Jets
1985	9	251	Adam Hinds	DB	Miami Dolphins
1985	12	332	Raymond Polk	DB	Los Angeles Raiders
1986	1	8	Leslie O'Neal	DE	San Diego Chargers
1986	3	73	John Washington	DE	New York Giants
1986	4	110	Paul Blair	T	Chicago Bears
1986	Suppl.		Charles Crawford	RB	Philadelphia Eagles
1987	4	104	Mark Moore	DB	Seattle Seahawks
1988	2	40	Thurman Thomas	RB	Buffalo Bills
1988	4	92	Ricky Shaw	LB	New York Giants
1989	1	3	Barry Sanders	RB	Detroit Lions
1989	1	16	Hart Lee Dykes	WR	New England Patriots
1991	9	232	Gerald Hudson	RB	Minnesota Vikings
1991	10	253	Curtis Mayfield	WR	Denver Broncos
1992	12	325	Corey Williams	DB	Kansas City Chiefs
1994	3	88	Jason Gildon	LB	Pittsburgh Steelers
1994	7	210	Keith Burns	LB	Denver Broncos
1995	4	130	Linc Harden	LB	Dallas Cowboys
1996	4	108	Jevon Langford	DE	Cincinnati Bengals
1998	1	28	R.W. McQuarters	CB	San Francisco 49ers
1998	3	87	Kevin Williams	FS	New York Jets
1998	4	94	Alonzo Mayes	TE	Chicago Bears
1998	Suppl.		Jamal Williams	DT	San Diego Chargers
2000	2	62	Jacoby Shepherd	DB	St. Louis Rams
2000	7	250	Ethan Howell	WR	Washington Redskins
2003	1	9	Kevin Williams	DE	Minnesota Vikings
2004	1	31	Rashaun Woods	WR	San Francisco 49ers
2004	2	41	Tatum Bell	RB	Denver Broncos
2004	5	135	Antonio Smith	DE	Arizona Cardinals
2005	2	56	Darrent Williams	CB	Denver Broncos
2005	3	73	Vernand Morency	RB	Houston Texans
2005	7	249	Billy Bajema	TE	San Francisco 49ers
2006	6	199	Charlie Johnson	T	Indianapolis Colts
2007	4	132	Ryan McBean	DE	Pittsburgh Steelers
2007	6	209	Corey Hilliard	OT	New England Patriots
2009	1	20	Brandon Pettigrew	TE	Detroit Lions
2010	1	6	Russell Okung	OL	Seattle Seahawks
2010	1	24	Dez Bryant	WR	Dallas Cowboys
2010	5	137	Perrish Cox	DB	Denver Broncos
2010	7	250	Zac Robinson	QB	New England Patriots
2011	4	115	Kendall Hunter	RB	San Francisco 49ers
2012	1	5	Justin Blackmon	WR	Jacksonville Jaguars
2012	1	22	Brandon Weeden	QB	Cleveland Browns
2012	6	190	Markelle Martin	S	Tennessee Titans
2013	5	151	Joseph Randle	RB	Dallas Cowboys
2014	1	8	Justin Gilbert	CB	Cleveland Browns
2015	7	252	Josh Furman	DB	Denver Broncos
2016	2	32	Emmanuel Ogbah	DE	Cleveland Browns



COWBOYS IN THE NFL

Player	Pos.	NFL Team	Years
Adcock, Levy	OT	New York Giants	2012
		Carolina Panthers	2013
Akin, Harold	OT	San Diego	1967-68
Aldridge, Ben	B	New York Yankees	1950-51
		San Francisco	1952
		Green Bay	1953
Anyiam, Hubert	WR	Carolina	2012
Arms, Lloyd	G	Chicago Cardinals	1946-48
Armstrong, Neill	DE	Philadelphia	1947-51
	Head Coach	Chicago	1978-81
Bailey, Dan	K	Dallas	2011-present
Bailey, David	DE	Philadelphia	1990
Bailey, Harold	QB-TE	Houston	1981-83
Bajema, Billy	TE	San Francisco	2006-08
		St. Louis	2009-11
		Baltimore	2012
Baker, Ron	OL	Baltimore	1978-79
		Philadelphia	1980-88
Banfield, Tony	DB	Houston	1960-63, 65
Barnett, Calvin	DT	Cleveland	2014
Bell, Tatum	RB	Denver	2004-2006
		Detroit	2007
		Denver	2008
Blackmon, Justin	WR	Jacksonville	2012-present
Blair, Paul	OT	Chicago	1986-88
		Minnesota	1990-91
Blair, Stanley	DB	Phoenix	1990
Blanchard, Cary	K	N.Y. Jets	1992-93
		New Orleans	1995
		Indianapolis	1995-97
		Washington	1998-99
		Arizona	2000-01
Blatnick, Jamie	DE	Denver	2012
		Buffalo	2013
Boatwright, Ron	DT	San Diego	1974
Bowie, Michael	OL	Seattle	2013-14
		Cleveland	2015
Bredde, Bill	DB-RB	Chicago Cardinals	1946-48, 54
Brown, LaWaylon	DL	Seattle	2004
		Minnesota	2004
		Buffalo	2005
Brown, Larry	DL	Oakland	2007
Brown, Terry	DB-WR	St. Louis	1969-71
		Minnesota	1972-75
		Cleveland	1976
Bryant, Dez	WR	Dallas	2010-present
Buffington, Harry	LB	N.Y. Giants	1942
Burk, Scott	DB	Cincinnati	1979
Burns, Keith	LB	Denver	1995-98
		Chicago	1999
		Denver	2000-03
		Tampa Bay	2004
		Denver	2005-2006
Burrough, Tim	RB	Atlanta	2004
Burton, Derek	OL	Minnesota	1987
Chesley, John	TE	Miami	1984-85
Chinasa, Ugo	DE	Carolina	2011
		Detroit	2012
Colhouer, Jake	OL	Chicago Cardinals	1946-48
		N.Y. Giants	1949
Cook, Kelly	FB	Green Bay	1987

Player	Pos.	NFL Team	Years
Cooper, Josh	WR	Cleveland	2012-13
		Minnesota	2014
Corker, John	LB	Houston	1980-82
		Green Bay	1988
Cox, Perrish	DB	Denver	2010-11
		San Francisco	2012-13
		Seattle	2013
		San Francisco	2013-14
		Tennessee	2015-present
Crawford, Charles	FB	Philadelphia	1986-87
Crosslin, Julius	FB	Dallas	2008-2009
Cutsinger, Gary	DE	Houston	1962-66, 68
Davidson, Joe	OL	Chicago	1928
		Newark	1930
DeGrate, Victor	DL	Houston	2007
		Detroit	2008
Dokes, Phil	DL	Buffalo	1977-78
Durkee, Charlie	K	New Orleans	1967-68, 71-72
Dykes, Hart Lee	WR	New England	1989-90
Echols, Donnie	TE	Cleveland	1987
Elkins, Alex	LB	Detroit	2013
Evans, Jon	DE	Pittsburgh	1958
Fenimore, Bob	DB-RB	Chicago	1947
Fisher, Roderick	DB	L.A. Rams	1984
Foster, Ralph	T	Chicago Cardinals	1945-46
Furman, Josh	S	Denver	2015
Gaines, Wendell	DL	Arizona	1994-95
		Philadelphia	1996-99
Gant, Reuben	WR	Buffalo	1974-80
Garrett, T. C		Chicago	1947-48
Garrison, Walt	RB	Dallas	1966-74
Gary, Shamiel	S	New England	2014
		Miami	2014-present
Gilbert, Justin	CB	Cleveland	2014-present
Gildon, Jason	DE	Pittsburgh	1994-2003
Glidden, David	WR	Atlanta	2016-present
Gofourth, Derrel	OL	Green Bay	1977-82
Golden, Jack	LB	San Diego	1983-84
		N.Y. Giants	2000-01
		Tampa Bay	2002-03
Graham, Parker	OL	Baltimore	2014
Graham, Russ	OL	Pittsburgh	1984
Green, Mike	LB	San Diego	1983-85
Grimes, Billy	DB-RB	Green Bay	1952
Hardaway, Milton	OT	San Diego	1978
Harper, Charlie	OG	N.Y. Giants	1966-72
Harris, Larry	OT	Houston	1978
Hilger, Rusty	QB	L.A. Raiders	1985-87
		Detroit	1988
		Indianapolis	1990-91
		Seattle	1992
Hill, Greg	DB	Houston	1983
		Kansas City	1984
Hilliard, Corey	OL	Indianapolis	2007
		Cleveland	2009
		Detroit	2010
Howell, Ethan	WR	Washington	2000-01
Howell, Evan	DB	New England	2000
		Green Bay	2000



COWBOYS IN THE NFL


Player	Pos.	NFL Team	Years
Hudson, Mike	DB	San Diego	1987
Hunter, Kendall	RB	San Francisco New Orleans	2011-13 2015
Hunter, Michael	CB	New York Giants	2016-present
Jackson, Leonard	LB	Chicago L.A. Raiders	1987 1987
Jacobson, Jack	DB	San Diego	1965
Jeffers, Ed	G	Brooklyn	1947
Johnson, Charlie	OT	Indianapolis Minnesota	2006-11 2011-14
Johnson, Greg	LB	Seattle Kansas City	1981-83, 86 1984
Keys, Howard	OL	Philadelphia	1960-63
King, Joe	OL	Cincinnati Cleveland Tampa Bay	1991 1991 1992-97
Kolb, Jon	OL	Pittsburgh	1969-81
Lacey, Jacob	DB	Indianapolis Detroit Minnesota	2009-11 2012 2013
Langford, Jevon	DE	Cincinnati	1996-2002
Ledbetter, Toy	DB-RB	Philadelphia	1950, 53-55
Lemon, Ori	LB	Dallas Kansas City Dallas Tampa Bay	2012 2013 2013-14 2014-15
Levels, Dwayne	LB	Cincinnati	2002-04
Lewis, Gary	OL	New Orleans	1983
Lewis, John	WR	Atlanta	2003
Lewis, Shaun	LB	Green Bay	2014
Liles, Sonny	G	Detroit L.A. Rams	1943-45 1945
Limbrick, Garrett	FB	Miami	1990
Little, John	DT	N.Y. Jets Houston Buffalo	1970-74 1975-76 1977
Little, Larry	OL-DL	San Diego Miami	1967-68 1970-78
Long, Bill	DE	Pittsburgh	1949-50
Lowe, Daytawion	S	Philadelphia	2014
Loyd, Alex	DE	San Francisco	1950
Mayes, Alonzo	TE	Chicago Miami	1998-00 2000-02
Manley, Dexter	DE	Washington Phoenix Tampa Bay	1981-89 1990 1991
Martin, Markelle	S	Tennessee	2012
Martinez, Nick	OL	Washington	2012
McBean, Ryan	DL	Pittsburgh Denver Baltimore	2007 2008-11 2012
McGriggs, Lamar	DB	N.Y. Giants Minnesota	1991-92 1993-96
McLemore, Daniel	DB	Tennessee	2006
McQuarts, Ed	DT	St. Louis	1965
McQuarters, R.W.	DB	San Francisco Chicago Detroit N.Y. Giants	1998-99 2000-04 2005-06 2006-2008
Meinert, Dale	LB	St. Louis	1960-67
Meisenheimer, Darrell	DB-RB	New York Yankees	1951

Player	Pos.	NFL Team	Years
Merkel, Ed	G-LB	Washington	1944
Miller, Calvin	DL	N.Y. Giants Atlanta	1979 1980
Miller, Swanson	DT	New Orleans	2010
Miller, Terry	RB	Buffalo Seattle	1978-80 1981
Mitchell, Andrew	OL	Seattle	2012
Monger, Matt	LB	N.Y. Jets Buffalo	1985-87 1989-90
Moore, Mark	DB	Seattle	1987
Morency, Vernand	RB	Houston Green Bay	2005-06 2007
Nicholas, Nigel	DE	Tennessee	2013
Ogbah, Emmanuel	DE	Cleveland	2016-present
Okung, Russell	OL	Seattle Denver	2010-15 2016-present
O'Neal, Ken	TE	New Orleans	1987
O'Neal, Leslie	DE	San Diego St. Louis Kansas City	1986, 1988-96 1997 1998-2000
Owen, William	T	Kansas City Cleveland Detroit N.Y. Giants	1926 1927 1928 1929-37
Parker, Frank	DT	Cleveland Pittsburgh N.Y. Giants	1962-64, 66-67 1968-69 1969
Parmer, Jim	B	Philadelphia	1948-56
Parsley, Cliff	K	Houston	1977-82
Patmon, Tyler	CB	Dallas Miami	2014-15 2015-present
Peery, Gordon	RB	Cleveland	1927
Peterson, Kevin	CB	Chicago	2016-present
Pettigrew, Brandon	TE	Detroit	2009-present
Pierson, Reggie	DB	Detroit Tampa Bay	1976 1976
Pinson, Lawrence	LB	Arizona	2006
Porter, Alvin	DB	Baltimore Cincinnati	2001-03 2004
Prater, Dean	DE	Kansas City Buffalo	1982-83 1984-88
Price, Ricky	DB	Kansas City	2009-10
Randall, Dennis	DL	San Diego	1968
Randle, Joseph	RB	Dallas	2013-15
Reynolds, Jim	DB-RB	Pittsburgh	1946
Richmond, Greg	DE	Philadelphia	2005-2006
Riley, Bobby	WR	NY Jets	1987
Rivers, Marcellus	TE	NY Giants Houston Oakland	2001-04 2005-06 2006
Robinson, Glenn	DE-LB	Baltimore Tampa Bay	1975 1976-77
Robinson, Mike	DE	Cleveland	1981-82
Robinson, Ryan	DE	Oakland Seattle	2013 2014-present
Robinson, Terrence	LB	Atlanta Seattle	2003 2004-05
Robinson, Zac	QB	New England Seattle Detroit Cincinnati	2010 2010 2010 2011-13



COWBOYS IN THE NFL

Player	Pos.	NFL Team	Years
Rockins, Chris	DB	Cleveland	1984-87
Ryan, Buddy	Head Coach	Philadelphia	1986-90
		Arizona	1993-95
Sanders, Barry	RB	Detroit	1989-98
Savage, Dantrell	RB	Kansas City	2007-09
Sharp, Quinn	P/K	Cincinnati	2013-14
Shaw, Charlie	G	San Francisco	1950
Shaw, Ricky	LB	N.Y. Giants	1988-89
		Philadelphia	1989-90
Shepherd, Jacoby	CB	St. Louis Rams	2000-01
		Houston	2002
		Green Bay	2003
		Oakland	2004
Sherk, Jerry	DL	Cleveland	1970-81
Smith, Antonio	DE	Arizona	2004-08
		Houston	2009-13
		Oakland	2014
Smith, Khreem	DE	Denver	2015
		Minnesota	2006
Smith, Kip	P	Kansas City	2007
		Philadelphia	2015
Spavital, Jim	DB-RB	Los Angeles	1949
		Baltimore	1950



Dez Bryant is a two-time Pro Bowl receiver for the Dallas Cowboys.

Player	Pos.	NFL Team	Years
Spencer, Joe	OT	Cleveland	1949
		Green Bay	1950-51
Springer, Harold	E	N.Y. Giants	1945
Stephens, Steve	TE	N.Y. Jets	1981
Stewart, Josh	WR	Tennessee	2014
Strack, Charlie	G	Chicago	1928
Taylor, Lane	OL	Green Bay	2013-present
Taylor, Roger	OL	Kansas City	1981
Thomas, Johnny	S	New Orleans	2012
Thomas (Parker), Juqua	DE	Tennessee	2001-04
		Philadelphia	2005-11
		Cleveland	2012
Thomas, Thurman	RB	Buffalo	1988-99
		Miami	2000
Thompson, David	RB	St. Louis	1997-98
Thompson, Jamie	S	New York Jets	2006
Thompson, Leonard	WR	Detroit	1975-86
Thompson, Warren	LB	N.Y. Giants	1987
Thurman, Garrett	G-C	Chicago	1947-48
Toston, Keith	RB	St. Louis	2010
		Jacksonville	2012
Turner, Jim	C-LB	Cleveland	1937
Turner, Robert	RB	Houston	1978
Tyner, Scott	P	Atlanta	1994
Voyles, Carl	Head Coach	Brooklyn	1948
Ward, John	OL-DL	Minnesota	1970-73, 75
		Tampa Bay	1976
		Chicago	1976
Washington, John	DL	N.Y. Giants	1986-92
		Atlanta	1992
		New England	1993-95
Weeden, Brandon	QB	Cleveland	2012-13
		Dallas	2014-15
		Houston	2015-present
White, James	DL	Minnesota	1976-83
White, Reggie	RB	Jacksonville	2001
		Green Bay	2003
Williams, Darrent	DB	Denver	2005-06
Williams, Demise	DB	LA Raiders	1987
Williams, Jeff	RB	Minnesota	1966
Williams, Jamal	DL	San Diego	1998-2009
		Denver	2010-11
Williams, Kevin	DB	NY Jets	1998-2000
		Miami	2000-01
		Houston	2002
Williams, Kevin	DL	Minnesota	2003-13
		Seattle	2014
		New Orleans	2015
Williams, Ronnie	TE	Miami	1991-98
Willis, Shawn	FB	San Diego	2006
Wood, Duane	DB	Kansas City	1960-64
Woods, D'Juan	WR	Jacksonville	2007-2009
Woods, Donovan	LB	Pittsburgh	2008
		Dallas	2009
		Buffalo	2010
Woods, Rashaun	WR	San Francisco	2004-05
Wright, Ab	TB	Frankford	1930
Wright, Kenyatta	LB	Buffalo	2000-01
		N.Y. Jets	2003-05
Zachary, Ken	FB	San Diego	1987
Zentic, Mike	C	Dallas	1987



LETTERWINNERS

-A-

Abel, Marty L.	1974
Abernathy, Oscar	1914
Able, Ron	2001
Aboussie, Mike	1987-88-89
Adams, Louis	1993-94-95-96
Adams, Ricky	1984-85
Adcock, Bob	1960-61-62-63
Adcock, Levy	2010-11
Aikins, Brian	1996-97-98
Akem, Gyasi	2014-15
Akin, Chris	2002-03-04
Akin, Harold D.	1964-65-66
Akin, Zac	1997-98-99-2000
Aldridge, Bennie	1947-48-49-50
Aldridge, Billy Joe	1942, 46-47
Aldridge, Gene	1951
Alexander, Andrew	2004
Alexander, Dean	1967-68
Alexander, Derrick	1987
Alexander, Mike	1986
Alexander, Ronald	1964-65
Alexander, Trent	1995-96-97-98
Allen, Charles	1932
Allen, Horace	1911
Allen, John S.	1970-71
Allen, Michael	1974-75
Allen, Richard L.	1973-74-75-76
Allen, Zach	2005-06-07-08
Amoo, Kobina	2001-02
Amos, Bill	1903
Amspacher, J.S.	1908-09
Anderson, Andy	1918
Anderson, Eldridge	1937-38-39
Anderson, Ernest	1980-81-82-83
Anderson, Isaiah	2010-11-12
Anderson, Terrance	2007-08-09
Andrew, Robert Dee	1953-54
Ankerson, Colin	1977-78-79-80
Ansley, Richie	1990, 92-93
Antle, Rick	1977-78-79
Antoine, Lucien	2009
Anyam, Hubert	2009-10-11
Arceo, Jorge	1996-97-98
Arms, Lloyd	1940-41-42
Armstrong, Carl E.	1969-70
Armstrong, Neill	1943-44-45-46
Arnold, Joe	1993
Arrott, Josh	1988-89-90-91
Arthur, Hamil	1927-28
Arthur, Roderick	1990
Asbury, L.B.	1934-35-36
Ashley, Brandon	1996-97
Aska Jr., Joe	2011
Askey, Bob	1943
Ateman, Marcell	2013-14-15
Ault, Wayne	1919-20-21
Avanzini, Joe William	1973, 75-76
Averette, Devante	2015

-B-

Babers, Don	1951-52-53
Baccarini, Bob	1943
Bacigalupo, Phillip Terry	1966-67
Bacon, Robert L., Jr.	1971
Badgett, Joe D.	1971

Bailes, Jerry	1943
Bailey, Alamu	1994-95
Bailey, Dan	2007-08-09-10
Bailey, David	1986-87-88
Bailey, Harold	1976-77-78-79
Bailey, Warren	1912, 19
Bain, Gerald	1974-75-76-77
Bain, William C. "Bubba"	1971-72
Baird, R.C.	1905, 08
Baisden, Brent	2003
Bajema, Billy	2001-02-03-04
Baker, Del	1912-13
Baker, Jack Asher	1928-29-30
Baker, Jack D.	1934-35-36
Baker, Ronald	1975-76
Ballard, John B. II	1970
Banfield, James "Tony"	1957-58-59-60
Barger, Jim	1944, 48
Barham, Walter	1930-31-32
Barlow, Bob	1943
Barnes, Gilbert Omar	1969-70-71-72
Barnett, Calvin	2012-13
Barnum, Buford	1933-34
Barrett, Silas	1918
Barry, Sean	1997-98-99-2000
Barton, Jarrod	1994
Baskin, Paul	1942
Bassett, Cooper	2009-10-11-12
Bassett, Dawson	2014
Batiner, Larry	1959-60
Batoba, Yves	2012
Baughman, Bradley	1967-68-69
Bauman, Leon	1922-23-24
Baxter, Glenn	1964-65-66
Beall, Charles J.	1971-72
Bean, Jimmy	2013-14-15
Beaty, Harold	1958-59-60-61
Bechtol, Richard Harris	1967-68-69-70
Beck, Kyle	1999-2000-01-02
Beck, Lynn	1984-85
Beeghley, Jamie	2003-05
Bell, Tatum	2000-01-02-03
Bell, T.J.	2008
Beller, Leo	1943
Benien, James M.	1970-71
Benn, Gerald	1958-59-60
Bennett, A.L.	1942, 45-46-47
Bennett, Burlin	1925-26
Bennett, Corey	2015
Bennett, Kevin	1979-80
Bennett, Ronnie	1951-52
Benson, Thomas	1996-97-98-99
Benson, Allen	1980-81
Berrien, Russell	1991-92-93-94
Berry, Sylvester	1975
Biggs, Odie	1949-50
Billingsley, Cortney	2006
Bilyeu, Bob	1903
Birdow, Jermaine	1995-96-98
Bishop, Rick	1978
Blackard, Danny Joe	1968-69-70-71
Blackard, DeWitt	1943
Blackburn, Orlando	1929
Blackman, K. Brent	1971-72-73
Blackmon, Justin	2009-10-11
Blackwell, Louis	1979-80-81

Blackwood, Bryan	1999-2000
Blair, Paul	1983-84-85
Blair, Stanley	1982-83-84
Blake, Kevin	1988-89-90
Blanchard, Cary	1987-88-89-90
Blankenship, Bruce L.	1974-75-76
Blatler, "Shorty"	1918-19
Blatnick, Jamie	2008-09-10-11
Blocker, Rickey	1989
Blue, Fred	1906, 1908
Blue, Rob	1908
Boatwright, Bon L.	1971-72-73
Bobo, Brian	1990-91
Bock, Ralph H.	1957-58-59-60
Boisvert, John	1987-88
Bolyard, Garrett	1917
Bolyard, Wayne	1921
Bombach, Roger	1999-2000-01
Bomgardner, Byrdene	1935
Bonar, Howard T.	1912
Bond, Brady	2006-07-08-09
Bonham, Don	1939-40
Bonner, Glenn F.	1970-71
Booker, Donald	2008-09
Boone, Curtis	1977-78-79-80
Boone, Tom L.	1965-66-67-68
Borum, William Tignor	1956-57
Bowie, Michael	2011
Bowling, Ben	1999
Bowling, Bo	2008-10
Bowman, Adarius	2006-07
Bowman, Billy	1930-31-32
Bowman, Ransom	1925-26-27
Boxell, Anthony S. "Tony"	1971-72-73
Boyce, Willard	1925
Boyer, John L.	1974-75-76
Boyer, Ronald L.	1973-74
Bradford, Bill	1949
Bradley, Ray	1935-36
Brailford, Jordan	2015
Branch, Ed	1979
Brandenburger, Wayne	1977-78
Branson, Derek	2013-14
Brantley, Glenn	1985
Bray, Jerry Don	2002-03-04-05
Bredde, William	1951-52-53
Breed, Kirk	1962-63
Brewer, Adonis	2002
Brewington, Don J.	1961-62-63
Brewton, M. L. "Bud"	1945-46
Bridges, Bob R.	1969-70-71
Bright, George	1989-90
Brightman, Lehman Leonard	1954
Briley, Tony W.	1972
Briscoe, Frank	1920-21
Briscoe, Jack	1915-16
Broach, Bill	1938
Broadway, Jeremy	2005-07
Brock, Walter	1911-12-13
Brooks, David	1989-90-91-92
Brotherton, H. A.	1942
Brotherton, Marvin	1939-40
Broughton, Scott	2007
Brown, Alvin. W.	1972-73
Brown, Blair	1942
Brown, Boyd	1940

Brown, Brodrick	2009-10-11-12
Brown, Chad	1991
Brown, Donnie	1985-86
Brown, Greg	1995-96-97
Brown, Keith	1981-82-83
Brown, Kenneth	1985-86
Brown, Kevin	1996-97-98-99
Brown, Larry	2005-06
Brown, LaWaylon	2000-01-02
Brown, Marcus	2006
Brown, Oliver	1987
Brown, Pat W.	1969-70-71
Brown, Paul	1994
Brown, Roderick	1981-82-83-84
Brown, Terry L.	1966-67-68-69
Brown, Tony	1989
Brown, Vernon	1987-88-89-90
Browning, Dormer	1934-35-36
Brucci, Louie	1943
Bruce, Tanner	1998
Bruner, Leon	1930-31-32-33
Bryant, Charles	1934
Bryant, Dez	2007-08-09
Bryant, Mutual	1962-63
Buchner, Lonie L.	1959-60-61
Buck, Leroy A. "Tony"	1972-73-74
Buck, Richard	1960-61-62
Budzick, Jerry	1954-55-56
Buffington, Harry	1939-40-41
Bufford, Jason	1992
Buie, Ben	2001-02-03
Bullen, Bernard	1909-10-11
Bullen, Clarence	1908
Burch, Paul Dean	1955-56
Burd, Gary E.	1969-70
Burk, M. Scott	1974-75, 78
Burleson, Grady	1928-29-30-31
Burnell, Howard	1935
Burney, Edward	1909-10
Burns, Darren	1989-90
Burns, Keith	1992-93
Burris, Colbert "Buddy"	1965-66
Burrough, Tim	2000-01-02-03
Burrow, Wayne	1945-46-47-48
Burton, Derek	1983-84-85
Burton, Jr., Derek	2006-07-08-09
Burton, Jeremiah	2005-06
Burton, Jordan	2015
Busse, George	1947-48-49
Bussey, Don	1951
Butler, Daria	1974-75-76-77
Butler, Mike	1990-91-92-93
Butterfield, Frank	1926-27-28-29
Butts, Richard Dale	1930-31-32
Byrnes, Joe	1935

-C-

Calcagni, Chris	2001
Calhoun, Chris	1990-91
Callihan, P. O.	1904
Calvin, John H.	1956-57-58-59
Camacho, David	1997-98
Cambern, Ryan	1994-96
Campbell, Forrest M.	1955, 59
Campbell, Jeif	1912-13-14-15
Campbell, John Ruskin	1925

Campbell, Jon D.	1974
Campbell, Mel	1978-79-80
Campbell, Walter F.	1920
Cannon, Cornell	1989, 91-92
Carey, John	1945-46-47-48
Carpenter, Dick	1943
Carr, Jeff	2015
Carraway, Tom P.	1969-70-71
Carreker, James D.	1966-67-68
Carroll, Trumain	2005
Carson, Chris	2015
Carter, Chris	1997-98-2000
Carter, Craig C.	1975
Carter, Fath'	2000-01-02-03
Carter, John E.	1970-71
Carter, Zach	2007
Case, Danny L.	1971
Case, Ross	1936-37-38
Castleman, James	2011-12-13-14
Cates, Earnest	1951
Cathey, James Douglas	1965-66-67-68
Cathey, Nolan	1938
Catlin, Kris	2012-13-15
Cato, Raymond	1996, 98-99
Cegielski, John	1980-81-82-83
Cellar, Bob	1936-37-38
Chachere, Gary	1979-80-81-82
Chadwick, Lynn C.	1963-64-65-66
Chaloupka, Chris	1996-97-98
Chambers, Lloyd	1918
Chandler, Robert	1979
Chaney, Woodrow	1932-33-34
Chaplin, Scott	1988
Chappell, Barty, Jr.	1969-70-71
Charlie, Delbert	1933-34
Charlie, John	1937
Chase, Martin Ward	1916-17-18-19
Chastain, John	1943
Chatham, Jeray	2005-06-07-08
Cheatwood, Harry T.	1965-66-67-68
Cheatwood, Mark	1991-92, 94
Cheek, J.D.	1945-46-47-48
Chelf, Clint	2011-12-13
Chelf, Colton	2010-11
Chesbro, Ray	1935-36
Chesley, John	1980-81-82-83
Chiga, George C.	1938-39
Childs, Rennie	2013-14-15
Childs, Vandiver	1956-57-58-59
Chinasa, Ugo	2007-08-09-10
Chlouber, Gary D.	1973-74-75
Choate, Jim	1927-28-29
Chrisman, Randall	1979-80-81
Christian, J. B.	1964-65-66-67
Christian, Reggie	1986-87
Christman, G. Scott	1974
Church, Merle	1921-22
Clapp, Matthew E. W.	1971
Clark, Ed	1938-39-40
Clark, James	1975, 77-78
Clark, Mike	1988-89-90-91
Clark, Sid	1930-31-32
Clark, Trace	2012-13-14-15
Clybrook, Russell	1991
Cleghorn, Jimmy	1937
Clem, Neil Ted	1969-70



LETTERWINNERS

Clements, Seb	2007-08	Crawford, Charles	1983-84	DeMoss, Bob	1945	Ellis, Raymond J.	1927-28-29	Franklin, DeShawn	2014
Clendennen, Mike P.	1971-72-73	Creager, Mack	1944-45	Denard, Mike	2001-02	Emerson, J.E.	1905	Franklin, Noah	2009
Click, James H.	1963-64-65-66	Crews, Joe Kyle	1969-70-71	Denning, Steve	2007-08	English, Bill	1903	Franks, Kerry	1980-81
Clinkenbeard, Clifford	1932-33	Criddle, Jitu	1993-94-95-96	Dennis, Brad	1985-86, 89	Ennis, David Ray	1971-72, 74	Franks, Roger	1990-91-92-93
Clore, Walter	1931-32	Crimmins, Bill	1940	Denson, Rafael	1991-92-93-94	Epperson, A.	1908	Frazier, James W.	1958-59-60
Coates, Richard W.	1970-71-72	Crissup, Jack R.	1967-68-69-70	Denton, R.O.	1918	Epstein, Evan	2011-12	Frazier, Luke	2004-05
Coble, Wayne A.	1955-56-57	Crissup, Zach	2008	DeRoin, Reuben R.	1948-49	Erving, Carlos	1991-92	Freeman, Doug	1980-81-82
Cochran, Paul	1939	Crites, Robert "Butch"	1979-80-81	Derrick, Don C.	1961-62	Erwin, Hubert	1930-31-32	Freeman, Ronald C.	1966-67-68
Cockrell, Milton	1985-86-87	Cromer, Mark	1979-80-81-82	Derrick, Jimmy	1974-75, 77	Esch, Joe M.	1967-68	Freeman, Zaroni	1919
Cody, Phillip R.	1970-71	Cross, David	1957-58-59-60	Devereaux, Tommy	2003-05-06-07	Esslinger, Charles Adam	1917, 23-24	Frenzel, H.H.	1910-11
Coe, Clay	2001-02-03-04	Cross, Travis	2013	Devorce, Carl L.	1972-73-74	Esslinger, Ed	1917	Friday, Don S.	1905-06
Coe, Clint	2007	Crosslin, Julius	2004-05-06-07	Dickerson, David Lee	1964-65-66	Estep, Earl C., Sr.	1926-27-28	Friess, Mike	2006
Coffey, C.B.	1936-37-38	Crowder, Demetrius	1994	Dickerson, Eli	2012	Etheridge, Raymond	1917-18, 21-22	Friess, Phil	2006
Colbert, Brandon	1987-88-89, 91	Crowe, Carter	1923-24-25	Dickerson, Michael	1980-81	Evans, James	1980-81-82	Fry, Joel	1988-89
Colbert, Shannon	1990	Cruse, J.E. "Jay"	1971-72	DiClementi, Pete	1978-79-80-81	Evans, Jon A.	1955-56-57	Frye, Allen	1981-82
Colclazier, Jim	1947-48-49-50	Crutchfield, Edger	1921-22-23	Diehl, Clarence	1910-11	Evans, Paul	2000	Fugett, Bryan	1990-91-92-93
Coldiron, Reed	1917	Cuba, Paul	1954	Dillard, J.R.	1984, 86-87	Everett, Coy D.	1972	Fuller, Larry	1986
Cole, Bert	1942-43-44-45	Cudworth, Aaron	1999	Dillard, James A.	1959-60-61	Ewing, Charles	1935	Fulk, Richard	1944, 46
Cole, Bobby D.	1969-70-71	Culver, Shannon	1992-93	Dindy, Farland M.	1977	Ezell, Randy	1977	Funchess, Chaucer	1991-92
Coleman, Howard	1946-47-48-49	Culwell, Doc	1910	Dinkins, Chris	2010			Fuquay, Lamar	1932-33-34
Coleman, Randy	1996-97	Cumby, Kenneth	1984, 86-87	Dixon, Chris	1977-78-79			Furman, Josh	2014
Colhouer, J.C.	1943-44-45	Cummings, Maurice	2004-05-06-07	Doakes, Ivan	1978-79	-F-			
Collins, Chris	2006	Cummings, Torrance	1988	Dobbs, E.J.	1937-38-39	Failing, Harry	1909		
Collins, Davidell	2011-12-13	Curry, C.J.	2013-15	Dobson, James W.	1958-59	Farden, Cole	2001-02-03-04	-G-	
Collins, Findley	1925-26	Curry, Darius	2015	Dodson, Billy R.	1958-59-60	Farmer, Jeremy	1999	Gaddis, Preston	1922-23
Collins, Merle	1931-32-33	Curtin, Gerald	1929-30-31	Doerner, John	1979-80-81	Farris, George Steve	1968-69-70	Gaile, David Lee	1968-69-70
Collins, Wilkie, Jr.	1926-27	Curtis, Bob L.	1955-56	Dokes, Phillip D.	1973-74-75-76	Faubion, Jack	1939-40-41	Gaines, Fred	1988-89-90
Comstock, Frank	1909-10-11	Curtis, Corey	2002-03-04	Doolittle, Kameron	2014-15	Faucette, Bob	1945	Gaines, Rodderick	1985-86-87-88
Comstock, Harry	1903	Curtis, Mike	1991-92, 94-95	Donaldson, Chris	2009-10	Favara, Joe S.	1954-55-56	Gaines, Wendall	1991
Condley, Seth	2000	Cutburth, Robert C.	1967-68-69-70	Dorman, Bill	1908	Fenimore, Bob	1943-44-45-46	Galea'i, Lemaefe	2015
Conner, DeMarcus	2008-09	Cutsinger, Gary	1959-60-61-62	Dosser, Glen	1935	Ferguson, Terrance	1988	Gallagher, Cliff	1916-17
Conner, George E.	1923-24-25	Cutsinger, Rodney	1962-63-64-65	Dotter, Chester	1929-30-31	Fetzer, Dale C.	1919	Gallagher, Donnell E.	1933
Conway, John	1982-83			Douglas, Robert C.	1975-76	Fields, Jarrod	2011	Gallagher, E. C.	1908-09
Cook, Blaine	1999	-D-		Drain, Sim III	1986-87-88-89	Fields, Josh	2001-02-03	Gallagher, Kenneth T.	1934-35
Cook, Denshio	1996	Daigle, Abby G.	1973-74-75-76	Dressen, Jacob	2003-04	Fields, Tyler	2012	Gallagher, Schaun	1984
Cook, Ed	1905	Danford, Roy	1926	Dry, F.A.	1950-51-52	Fine, Gerald Thomas	1955-56	Gammon, Stephen P.	1970
Cook, H.P.	1908	Daniels, Darrion	2015	Duck, Lawrence	1932	Fisher, Conrad	1929-30-31	Gant, Reuben C.	1971-72-73
Cook, Kelly	1981-82-83-84	Darnell, Gary B.	1967-68-69	Duckett, Ross	1943-44-45	Fisher, Duane	1929-30-31	Gardner, John Ed	1959, 61-62
Cook, Lee	1941-42	Darrell, George	1940-41	Dupree, Gordon	1932-33-34	Fisher, Roderick	1980-81-82-83	Garman, Daxx	2014
Cook, Robert S.	1947-48-49-50	Daugherty, Burdon R.	1954-55-56	Dupree, Richard A.	1957-58-59	Fisher, Ronnie	1989-90, 93	Garmond, Eric	1990-91
Cooper, Cary	1984, 86-87	Davidson, Joe	1926	Dupy, Wilson	1934-35	Fisher, Todd	1989-90-91-92	Garner, Courtney	1995-96
Cooper, Josh	2008-09-10-11	Davis, Adam	1996-97-98-99	Duren, Paul	2002-03-04-05	Fisher, Trent	1993-94-95-96	Garner, Donald G.	1955-56-57
Cooper, Lavocheya	2011	Davis, Arthur	1991-92	Durke, Charles "Mickey"	1963-64-65	Fitter, Jean M.	1945-46-47-48	Garner, Grant	2010-11
Cooper, Michael	2000-01	Davis, Bennie R.	1952	Dutton, Guy L.	1975	Fitter, Pat M.	1952	Garrett, Brandon	2013-14
Cooper, Victor	1938	Davis, Brent	1987-88-89	Duval, Fred E.	1954	Fitter, Sylvester J.	1943, 48-49	Garrett, Emmett L.	1913-14
Copeland, Scott	1989-90-91	Davis, Britt L.	1975	Dykes, Hart Lee	1985-86-87-88	Fleak, Arthur B., Jr.	1966-67-68	Garrett, T. Eddie	1971-72-73
Coppola, Peter	1975-76-77-78	Davis, Clayton L.	1946-47-48-49			Fleischman, Jay	1988-89-90, 92	Garrison, Walter B.	1963-64-65
Corker, John	1976-77-78-79	Davis, Damian	2007-08	-E-		Fletcher, Jack B.	1935-36-37	Gary, Shamiel	2012-13
Correll, Lawrence	1917	Davis, David E.	1968-69-70	Eaton, Kyle	1999-2000-01-02	Flood, Randy G.	1973-74	Gasch, Charles Lee	1965-66
Cory, John	1908-09-10	Davis, David J.	1965-66	Eben, Herman E.	1968-69-70	Flores, Louis S.	1955-56	Gaskins, Bill	1942
Coshow, Jerry	1981-82-83-84	Davis, DeJuan	2011-12	Echols, Don	1977-78-79	Flow, Perrin	1905-06	Gass, Floyd	1949
Cotton, Emory	1932-33	Davis, Devin	2012	Edgerton, Charles O.	1901	Flower, A.W.	1901	Gassett, Pete	1943
Cowins, James	1977-78-79-80	Davis, Dirk	1981	Edison-McGruder, Kenneth	2015	Flowers, J.B.	1996, 98-99	Gates, John A.	1968-69-70
Cowling, William R.	1937-38	Davis, Eric	2013-15	Edwards, Adam	1997-98-99	Flowers, Tre	2014-15	Gattis, John M.	1943-44, 47-48
Cox, Mike	2002	Davis, George	1933, 35-36	Edwards, Don	1975-76	Floyd, Howard	1943	Gay, Thurman	1915-16-17, 19
Cox, Perrish	2006-07-08-09	Davis, Jason	1996-97	Edwards, Michael	1975-76-77-78	Fobbs, Jamaal	1997-98-99-2000	Gay, Thurman, Jr.	1944-45, 47-48
Cox, Robert	1934-35-36	Davis, Kellen	2002-03-04-05	Elder, Scott	1998-99-2000-01	Fodge, Matt	2005-06-07-08	Geier, Don R.	1970-71
Coxeff, Ricky	2003-04	Davis, Paul	1941-42	Elias, Josh	2014-15	Folk, John B.	1918	Geizentanner, Bill	1941
Coyle, Raymond	1944	Davis-Bryant, Terrance	1999-2000-01-02	Elkins, Alex	2011-12	Fooks, Dameron	2009	Gent, Justin	2007-08-09-10
Coyle, Talford Joe	1968-69-70-71	Davis, Ted E.	1961-62	Elliot, James C.	1960-61	Ford, Kenny	1988-89-90-91	Gerard, Alton P.	1972-73
Crabtree, Zach	2014-15	Dawson, Chris T.	1974-75-76-77	Elliott, James L.	1994	Foster, Fay	1912-13-14	Gibbs, Roger	1988
Craig, Elbert	2000-01-02-03	Dearinger, John Tom	1968-69-70	Elliott, Larry W.	1963-64-65	Foster, Ralph	1937-38-39, 44	Gibson, Dorsey W.	1951-52-53
Craig, Zack	2010-11-12-13	Deason, Justin	2001-02	Elliott, Rufus	1914, 16	Fountain, Marque	2003-04-06-07	Gilbert	1912
Cramer, Jerry M.	1974-75-76-77	Deckard, Jerry	1985-86-87	Elliott, Steve R.	1971-72-73	Fowler, Don N.	1944	Gilbert, Justin	2010-11-12-13
Cramer, W.W. "Nick"	1935-36-37	Deerinwater, Lloyd E. "Bub"	1968-69	Ellis, Colby	2012	Fox, Willard L., Jr.	1952	Gildon, Jason	1990-91-92-93
Cravatt, Bennie	1962-63	DeGrate, Victor	2003-04-05-06	Ellis, Edgar	1930	Francis, Peter C.	1963-64-65	Gill, Jerry Leon	1964-65-66



LETTERWINNERS

Gilliam, Melvin 1985-86-87-88
 Gilmore, J. Bruce 1953
 Gilsleider, Nathan 2009
 Girtman, Brad 2003
 Glasgow, Chad 1992-93
 Glidden, David 2013-14-15
 Godfrey, Kevin 1981-82-83
 Godsoe, Harvey Glen "Bud" 1952-53
 Gofourth, Derrel G. 1974-75-76
 Gold, Greg 2003-04
 Golden, Jack 1995-96-97, 99
 Golembiewski, Andrew 1998-99
 Gollehon, M. F. 1906
 Goodfox, Amos 1937, 39-40
 Goodlett, John 2012-13
 Goodlow, Eddie 1981
 Goodwin, Bennie D. 1967-68-69
 Goodwin, Gary D. 1969-70
 Goodwin, James F. 1965-66-67
 Gore, George L. 1947-48
 Gore, Tus 1927
 Gosney, Larry Gene 1966-67-68
 Gourley, Adam 2004-05
 Gover, Ben 1908
 Grabko, John 1949-50-51
 Graham, Herbert A. 1917
 Graham, Kerry 1980-81
 Graham, Parker 2011-12-13
 Graham, Richard E. 1969-70-71
 Graham, Russell 1979-80-81-82
 Granger, Mark 1980-81
 Grant, Kenneth 1987-88
 Grant, Vernon 2002-03-04
 Gravelle, Cameron 2014
 Gravely, Wm. Kent 1974-75-76
 Gray, Bert F., Jr. 1948-49
 Gray, Ceal 1910
 Gray, Chris 2001
 Gray, Maurice 2008-09
 Gray, Steve S. 1967-68
 Green, Bobby M. 1952-53
 Green, Ed. 1979
 Green, H. J. 1955-56-57
 Green, Harold 1985
 Green, Jarrod 1986-87-88-89
 Green, Joshua 1995-96
 Green, Ken 1940
 Green, Lorenzo 1992-93-94-95
 Green, Mike 1979-80-81-82
 Greene, Harold 1985-86
 Greenhaw, Robert 1955-56-57
 Greenlee, Anthony 1990-91-92-93
 Gregg, Earl 1929-30-31
 Gregory, Howard Wilbur 1909, 11
 Gregory, Scott 1989-90
 Grenier, Geoff 1994-95
 Griffin, Doyce 1935
 Griffin, Harvey 1945
 Grimes, Bill J. 1945, 47-48
 Grishby, Chris 2013-14
 Grissom, D.J. 1999-2000-01
 Grissom, Willie 1995-96-97-98
 Grissom, Zed 1944
 Gritz, Ervin 1926-27-28
 Grogan, Ben 2013-14-15
 Grosfield, Jay 1993-94-95-96

Guest, Thomas W. 1967-68
 Guillory, Bryan 1993, 95
 Gundy, Mike 1986-87-88-89
 Guy, Brent 1980-81-82

-H-

Hacker, Albert 1915
 Hackett, Roy 1978-79-80
 Hager, Edgar Willam 1913
 Hague, Tim L. 1971
 Hahn, Carl 1912-13
 Halcomb, Billy Joe 1952-53
 Hale, Kyle 2010-11
 Halfast, Robert 1927-28-29
 Halferty, Jeremy 1997-98-99
 Hall, Reginald 1977
 Hall 1903
 Hall, Ross 1931-32-33
 Hall, Scott 1990-91-92-93
 Hallacker, Richard W. 1974
 Hallmark, Wayne William 1968-69-70
 Ham, James 1982, 84-85
 Hames, Winton 1916
 Hamilton, Mike 2005-06
 Hammond, Dan 1977-78
 Hammond, Gerald 1961-62-63
 Hammond, Steve 1977-78-79, 81
 Hampton, Tavie 1982-83-84
 Hancock, A. V. 1906
 Hancock, Gene 1938-39-40
 Hancock, Kern 1905
 Hand, Dent 1918
 Hankins, Cecil 1944-45
 Hankins, David Wesley 1974, 76
 Hanly, Tom 1933-34-35
 Hanna, Barry 1981-82-83-84
 Hanna, David 1977
 Hannah, David 1960-61-62
 Hansard, John 1931-32-33
 Hardaway, Milton B. 1976-77
 Hardeman, Chris 2014
 Harden, Linc 1993-94
 Hardesty, Harold 1927-28
 Harding, Dylan 2014
 Harding, Rodney 1981-82-83-84
 Hargrove, Bob 1940-41, 45
 Harkey, C. J. 1957-58-59
 Harden, Millard 1914-15-16
 Harding, Dylan 2015
 Hardison, Matt 2002
 Harlan, Wes 2010-11-12
 Harmon, Scott 1990-91-92-93
 Harper, Charles L. 1963-64-65
 Harrington, Harold 1924
 Harris, James O. 1962-63
 Harris, Jamie 1983-84
 Harris, Jim 1943
 Harris, Larry E. 1974-75
 Harris, Verne 1933
 Harrisons, Michael 2010-11
 Hart, Darius 2009-10
 Hartfield, Travis 1995
 Hartman, Jack H. 1943, 47-48-49
 Hasbrook, Nathan 1921-22-23
 Haston, Hudie 1929-30
 Hatcher, Clifford 1927-28

Hatley, Mark A. 1970-71
 Hautau, Ofa 2013-14
 Havenstrite, Ralph W. 1911-13-14
 Havern, Tim 1965-66
 Hawkins, Dana 1985-86-87
 Hawkins, Marvin 1984-85
 Hayes, Maurice 2012
 Hayhurst, Jonathan 2001-02
 Hays, Austin 2012-14-15
 Headspeth, Valda 1978-79-80-81
 Hedgepeth, Devin 2010-11-12
 Hegwood, Colby 2015
 Heidlage, Norvel 1934-35
 Heiligman, Albert 1926
 Heilman, Bill J. 1971
 Heinzler, Steve 1977-78-79-80
 Helker, Daniel Earl 1970
 Hendrick, Marcus 1962-63
 Hendrickson, Barney 1926-27-28
 Henley, Terry 1990-91-92
 Henry, Tracy 1940-41-42
 Henson, Cecil 1938
 Henson, Josh 1994-95-96-97
 Henson, Matt 2001
 Herald, Winston 1938-39-40
 Hess 1906
 Hetzler, Drew 1978-79-80
 Hicks, David 1982
 Hicks, Stanley 1942, 46-47
 Higgins, Ralph 1923-24
 Highfill, Clarence 1930-31-32
 Hilburn, Albert S. 1971
 Hilger, Russell "Rusty" 1981, 83-84
 Hill, Anthony 2010
 Hill, Daunte 1996-97-98
 Hill, Greg 1979-80-81
 Hill, Houston 1922
 Hilliard, Corey 2003-04-05-06
 Hinds, Adam 1982-83-84
 Hines, George 1903
 Hitt, Don 1957-58-59
 Hix, Kyle 2002-03
 Hobbs, Eric 1993-94
 Hodge, James 1952
 Hodges, Eddie 1944
 Hodgson, Mark 1934-35
 Hoeman, Gene 1941-42
 Hoffarth, Robert 1932-33
 Hogan 1906
 Holcomb, Don L. 1953-54
 Holderman, Ernest 1950-51
 Holdridge, Curtis 1966-67
 Holland, Chase 2002-03-04-05
 Holland, Jon 2003-04
 Holliday, Ronnie 1960-61
 Hollis, Wardell, Jr. 1962-63-64
 Holmes-Miller, Ricklan 2001-02
 Holt, Joe L. 1956-57
 Hope, Bryan 1992-93-94-95
 Hopkins, Kelly 1984
 Horton, George 2001
 Horton, Justin 2009-10-11-12
 Houck, Bill 1943-44-45-46
 Houdek, Thomas J. 1952
 House, R. Morton 1901
 Houska, Joe 1901

Howard, Don 1931
 Howard, Gary Bob 1961-62-63
 Howard, James D. 1956-57-58
 Howard, Jason 1999-2000-01
 Howard, Ryan 2011
 Howell, Evan 1997-98-99
 Howell, Ethan 1997-98-99
 Howell, Leo 1936
 Howell, Sammy 1945
 Howerton, William J. "Bill" 1952
 Hudson, Gerald 1988-89-90
 Hudson, Jessie E. 1972-73-74
 Hudson, Mike 1983-84-85-86
 Hudson, Shane 1992
 Hughes, Charles 1901, 05
 Huhnke, Clint 1996
 Huller, Patrick 1998-99
 Hunt, Gene 1938
 Hunter, Kendall 2007-08-09-10
 Hunter, Michael 2015
 Hutchinson, Jack R. 1953-54-55
 Hutton, Bruce 1968-69
 Hyden, Jerry 1957-58

-I-

Icenhower, Emory 1922-23
 Igo, Kevin 1981-82-83
 Imade, Deion 2011-12-13
 Ingram, Kelvin 1993-94
 Ingram, Ronald 1978-79-80-81
 Irions, Gary 1975-76-77-78
 Irwin, Hubert 1930
 Ivie, George H. 1945-46-47-48
 Ivy, Greg 1994-95

-J-

Jackson 1906
 Jackson, Blake 2012-13
 Jackson, Glenn 2003
 Jackson, Isaac 1982-83
 Jackson, Jesse 2002-03
 Jackson, Khary 1999-2000
 Jackson, Larry J. 1975-76-77
 Jackson, Leonard 1983-84-85-86
 Jackson, Tommy 1960-61-62
 Jacob, John M., Jr. 1956-57
 Jacobs, Seth 2013-14-15
 Jacobson, Bert H. 1970-71-72
 Jacobson, Jack C. 1962-63-64
 James, Stephen 2004
 Jarka, Shane 2008-09-10
 Jarrell, R.E. 1905-06
 Jarwin, Blake 2014-15
 Jeffcoat, Elliott 2014
 Jeffers, Ed 1943-44-45-46
 Jefferson, Eugene L. 1970-71-72
 Jefferson, Joe 1993-94
 Jeffries, Brian 2003-04-05
 Jenkins, Jake 2012-13
 Jenksin, Roy 1932
 Jennings, William 1977
 Jesse, Walter B., 1909-10
 Jester, Clarence 1923
 Jester, Jack 1924
 Jester, John 1921
 Jhndron, Howard 1942

Johnson, Andre 2004
 Johnson, Beau 2008-09
 Johnson, Charles 1926-27-28
 Johnson, Charles 1990
 Johnson, Charlie 2002-03-04-05
 Johnson, D. Wayne 1949-50-51
 Johnson, Daryl "Boogie" 1993-94-95
 Johnson, Doty 1935
 Johnson, Gregg 1977-78-79-80
 Johnson, Harry "Swede" 1930-31
 Johnson, Harve 1937-38-39
 Johnson, Jason 2000
 Johnson, Jeroid 1994-95
 Johnson, John 1920
 Johnson, John 2005-06-07
 Johnson, Kevin 2011
 Johnson, Kim 1987
 Johnson, Lyndell 2011-12-13
 Johnson, R. 1913
 Johnson, Rodrick 2004-05-06-07
 Johnson, Ronnie B. 1966-67-68
 Johnson, Teddy 2011-12-13-14
 Johnson, Tyler 2011-12-13
 Johnson, Victor 2009
 Johnston, John 2001
 Johnstone, John C. 1903
 Jones, Bill 1985-86-87-88
 Jones, Clynne 1952-53
 Jones, D. Bruce 1952-53
 Jones, Derek 1990-92-93-94
 Jones, Devin 1987-88-89
 Jones, Grant 2003-04-05-06
 Jones, Greg 2002-03-04
 Jones, Jeff 1996
 Jones, Johnny 1994-95
 Jones, Lonnie 1939-40-41
 Jones, Marcus 1985-86-87-88
 Jones, Marcus 1998-99-2000-01
 Jones, Miketavius 2012-13-15
 Jones, Paul 2000-01
 Jones, Randall L. 1971-72-73
 Jones, Richetti 2009-10-11
 Jones, Robert 2003-04
 Jones, Shawn 1980-81, 83-84
 Jones, Steve 1987
 Jones, Toné 1993-94-95-96
 Jose, Matt 1990-91-92-93
 Juhl, Jason 1988-89

-K-

Karns, Don B. 1962-63
 Kashwer, Keith 1954-55-56
 Kee, Erwin 1934
 Keegan, Claire Otis 1925-26
 Keen, Clifford 1922-23
 Keen, Paul V. 1922
 Keith, Brien 1986-87
 Keith, Lee 1988
 Keith, Steve 1991-92
 Kelly, Afton 1945
 Kelly, James M. 1967-68-69-70
 Kemp, Kevin 1996
 Kempa, Loddie 1942
 Kendall, Leland 1951-52-53
 Kennedy, L. Michael 1972-73-74
 Kenny, Roy W. 1913-14-15-16



LETTERWINNERS

Kernan, Patrick H. 1968-69-70
 Kessler, Craig 1966-67
 Ketiku, Sonji 2006
 Keys, Howard N. "Sonny" 1956-57-58
 Kidder, Jason 1986-87-88
 Kiger, Bennie B. 1951
 Kilgore, J.B. 1941-42
 Kilmer, Mike 1983
 King, Brad 1987
 King, Delbert 1926-27
 King, Jarid 2012
 King, Joe 1988-89-90
 King, Kevin 2015
 Kingery, Elwood 1930-31
 Kirkland, Jason 1992-93
 Kirkland, Larry E. 1967-68-69
 Kirksey, Robert 1988-89-90-91
 Kirven, Milton R. 1974, 76
 Kite, Casper 1912-13
 Klare, Kelly 1994-97
 Knauls, Tarrell 1996-97-98-99
 Knight, Earl 1938
 Koenig, Daniel 2011-12-13-14
 Koenig, David 2004-05-06-07
 Koenig, Doug 2003
 Kolb, Jon R. 1966-67-68
 Kolb, Matt 1986-87-88
 Kozlowski, Ray 1935
 Kramp, Ed 1914, 16
 Kratz, Millard C. 1925-26-27
 Kraybill, Benjamin O. 1960-61-62
 Krebs, Jim 1984-85
 Krouthil, Edward 1920-21-22
 Kurz, James Q. 1948-49

-L-

Labrue, Casey 2011
 Lacey, Jacob 2005-06-07-08
 Lackey, Woodrow 1938-39
 Lacy, Chris 2014-15
 LaFargue, Derek 2000
 Lamb, R.K. "Peck" 1938
 Lampkin, Ashton 2012-13-15
 Lane, Roy 1943
 Lang, Mark 1979
 Langford, Jevon 1993-94-95
 La Rue, Bob N. 1951-52-53
 Lashley, Kent A. 1963-64
 Latham, Chipp 1977
 Latham, Fred G. 1956-57-58-59
 Lavender, Jay R. 1965-66
 Lavey, Caleb 2011-12-13
 Lavigne, Reynell 1996-97-98-99
 Lavine, Patrick 2006-07-08-09
 Lawellin, R.C. 1906, 08
 Lawellin, S. 1908
 Lawson, Daniel C. 1964-65-66-67
 Lawson-Kennedy, Xavier 2003-04-05-06
 Leake, Jack 1960-61-62-63
 LeBlanc, Taber 1995-96-97-98
 Ledbetter, Toy W. 1946-47-48
 Ledford, Jim R. 1974-75-76
 Leierer, Melvin L. 1950-51
 Leinen, Derek 1993-94-95-96
 Leming, Bill R. 1961-62-63
 Lemon, Orié 2008-10

Lester, Ryan 2014
 Lester, Willie, Jr. 1974-75-76-77
 Levels, Dwayne 1998-99-2000-01
 Leveni, Vili 2014
 Lewis, Andrew 2007-08-09
 Lewis, Billy 2007
 Lewis, Gary 1980-81-82
 Lewis, Jerry 1979
 Lewis, John 2001-02
 Lewis, Malcolm 1983-84
 Lewis, Paul 2013-14-15
 Lewis, Shaun 2010-11-12-13
 Liddell, Mike 1972, 74
 Liebhart, M. C. 1918-19
 Lies, Sonny 1939-40-41
 Lind, Josh 1997-98-99-2000
 Lindsay, Gabe 1999-2000-02-03
 Lindsay, Tony 1997-98-99-2000
 Limbrick, Garrett 1985-86-87-88
 Limbrick, Lance 2005
 Linnear, Kerry 1996, 98
 Lipe, Gilbert 1944
 Lisle, Sam H. 1974-75-76
 List, Lester 1932-33-34
 Little, John D. 1967-68-69-70
 Little, Robert 1933-34
 Little, Taylor 1934
 Littlehead, Christian 2011
 Locke, Harry 1918
 Lofton, Kris 1993-94
 Loman, Mark 1973
 London, Merlin E. 1942, 47-48
 Long, Mathies 2010
 Long, William "Bill" 1945-46-47-48
 Lookabaugh, Jim 1924
 Lookabaugh, Guy 1917, 19, 24
 Looney, Hal 1940
 Lott, William F. 1929-30
 Lourance, Buster 1917, 19
 Love, Sean 1995-96-97-98
 Loveland, Andy 1992-93
 Lovett, Amos 1903
 Loving, Max 1934-35
 Lowe, Carl 1980-81-82-83
 Lowe, Daytawion 2009-11-12-13
 Lowery, Chris 1986-87-88-89
 Lowry 1906
 Loyd, Alex 1945-46-47-48
 Luck, Kent 1994-95-96
 Lundblade, Brad 2014-15
 Lundgaard, Kris 1978-79
 Lung, Bruce 1936
 Lunsford, Earl M. 1953-54-55-56
 Lunt, Wes 2012
 Luper, Curtis 1985-86-87
 Lutes, Jim L. 1952-53-54
 Lytle, Bert 1909
 Lytle, Hurt 1908

-M-

Mabry, George A. 1969
 Machado, Bryon 2002-03
 Machado, Jeff 1998-99-2000-01
 Mack, Chijuan 2004
 Mackey, Shawn 1987-88-89
 Madamba, Jorge J. 1957-58

Mahany, Hal R. 1954-55-56
 Mahsetky, Larry 1994
 Maile, Motekiai 2015
 Maisel, John M. 1959-60-61
 Mallory, Courtney 1996-97-98-99
 Malone, Bill 1937-38-39
 Manley, Dexter 1977-78-79-80
 Maritan, Doug 1982
 Marker, Walter 1910-11-12-13
 Markham, Dmitri 1991-92
 Marple, Verne 1903
 Martin, Brian D. 1968-69
 Martin, DeAaron 2007
 Martin, Gabe 1927
 Martin, Lloyd 1929-30-31
 Martin, Markelle 2008-09-10-11
 Martin, Mike 1989
 Martin, Ronald "Rusty" 1963-64
 Martinez, Nick 2010-11
 Maselera, Isaac 2011
 Mason, John 1921-22, 24
 Massey, Chris 1999-2000-01-02
 Matlock, John R. 1965-66
 Matthews, J. P. 1946
 Maxwell, Wilson B. 1937-38
 May, Andrae 2011-12
 Mayes, Alonzo 1994-95-96-97
 Mayes, Sam 2001-02-03-04
 Mayfield, Curtis 1987-88-89-90
 Mayseet, Carl 1915
 Mbroh, Lino 1990-91-92
 McAdams, Ros 1957-58
 McBean, Ryan 2005-06
 McCalister, Greg 1986-87-88
 McCammon, Ben 1935-36-37
 McCleskey, Jalen 2015
 McCoin, Rick D. 1966-67
 McCone, Brad 1990-91-92
 McCowan, Darrell 1991-92
 McCown, Errick 2005
 McCoy, Frank 1905
 McCoy, Jared 2004-05
 McCoy, Perry 1925-26-27
 McCrabb, Hugh D. 1963-64-65
 McCready, Earl 1927-28-29-30
 McCullough, Kenneth W. 1951-52-53-54
 McDonald, Tilly 1920
 McFarland, Bill 1961-62-63
 McFarland, Roy 1990
 McGee, Andrew 2009-10
 McGee, Pagitte 2002-03-04-05
 McGriggs, Lamar 1988
 McGuire, Tarrick 2001
 McIntyre, Preston 2004
 McKenzie, Leon 1940-41-42
 McLaughlin, Chase 1938-39-40
 McLauri, Eddie 1930
 McLauri, Howard 1931
 McLean, Emmitt 1926, 29
 McLemore, Daniel 2002-03-04-05
 McMines, Pat 1905
 McNeal, Tim 1994
 McNeil, Arlen 1947-48-49-50
 McPheeters, A.A. "Rip" 1909-10-11
 McQuarters, R.W. 1995-96-97
 McQueen, Royce L. 1956-57

McQuiston, John D. 1953
 McSwane, Kenneth 1966-67
 Meacham, Doug 1984, 86-87
 Meadows, Charles D. 1968-69
 Memert, Robert L. 1945-46-47-48
 Meinert, Dale H. 1951-52-53-54
 Meisenheimer, Darrel 1947-48-49-50
 Menephee, Calvin 1994-95-96-97
 Metcalf, Clint 1995-96-97-98
 Metcalf, Keegan 2015
 Meyers, Darnell 1974-75
 Mickens, Calvin 2005-06
 Middaugh, Albert R. 1950
 Miller, Calvin 1973-74
 Miller, Clinton 1937-38-39
 Miller, Dale D., Jr. 1975-76
 Miller, Joe 1984-85
 Miller, Mike 1961-62-63
 Miller, Myron 1942, 46-47
 Miller, Swanson 2008-09
 Miller, Terry 1974-75-76-77
 Miller, Verne P. 1965-66-67
 Miller, William N. 1975-76
 Milligan, Kirk 2001-02
 Milliner, Bert 1991-92
 Milosevich, Mark 2001
 Minor, Nelson 1913-14, 16
 Minton, Lee 1912
 Mitchell, Andrew 2009
 Mitchell, Douglas 1923-24-25
 Mitchell, Joe 2010-11-12-13
 Mitchell, Marcellous D. 1973-74
 Mitchell, Michael W. 1974-75
 Moala, Tolu 2009-10
 Mocco, Steve 2006
 Moeller, Jim 1967-68
 Monger, Matthew 1982-83-84
 Monnett, Paul 1936-37
 Monroe, David L. 1976-77-78
 Monroe, Terry 1945
 Montgomery, Ken 1983-84-85
 Moore, Billy J. 1962-63
 Moore, Charlie 2011-12-13
 Moore, Ed 1938-39-40
 Moore, Glenn 1944-45-46
 Moore, Mahcoe 1986-87
 Moore, Mark 1983-84-85-86
 Moore, Quinton 2005-06-07-08
 Moore, Robert 1944
 Moore, Tracy 2009-10-11-13
 Moore, Wm. Winfred "Fred" 1968-69
 Morency, Vernand 2002-03-04
 Morgan, Anthony 2009-10
 Morgan, Clem 1940
 Morris, Jon 2007
 Morrison, Ed 1922-23-24
 Morrow, Charles 1901
 Morrow, Jerel 2014-15
 Moss, Taylor 2013
 Motley, Vernon "Jack" 1956-57
 Moulton, Tom 1940-41, 46
 Mowarin, Efe 2003-04
 Muncrief, Caleb 2013
 Mundy, Greg 1990
 Mundy, Nehemiah 2011
 Murphy, Robert 1925

Murray, John Aubrey 1924-25
 Murray, Clive 1916
 Myers, Curtis 1942, 46
 Myers, Rick 1991
 Myers, Sam 1926-27-28
 Myles, Delvin 1993

-N-

Nahgang, Williard W. 1965-66-67
 Nash, Mitch 1985-86-87-88
 Navicks, Anthony 1951
 Neal, J. T. 1980-81
 Nease, Chay 2002-03
 Nelms, Alfred B. 1972-73-74
 Nelson, James 1962-63-64
 Nelson, Todd 2008
 Nemecek, Wilmoth 1929-30-31
 Netherton, "Dad" 1914, 16-17
 Nethon, Jeremy 2003-04-06-07
 Newkirk, Jed 2001-02
 Newman, Gratt 1938-39
 Newton, Seth 2006-07
 New, Guy E. 1950-51
 Nicholas, Nigel 2009-10-11-12
 Nichols, Jack 1994-95
 Nicholson, Bonnie 1920-21-22
 Noble, Caleb 2002-03
 Nobles, Clarence 1990-91
 Noles, Tommy C. 1968-69-70
 Northcutt, Dan E. 1956-57-58
 Nunn, James H., Jr. 1972-73
 Nunn, Robert 1984, 86-87
 Nutt, Houston 1980

-O-

Oates, Bill 1929-30-31
 O'Connell, Richard 1971
 O'Dell, McL. 1956-57
 O'Donnell, Joey 1985-86
 Odiari, Alex 2005-06
 Odom, John 1978-79-80
 Offor, Chris 2007
 Offutt, Jeremy 1995-97-98
 Ogbah, Emmanuel 2013-14-15
 Ogilvie, Clark D. 1972-73
 Okung, Russell 2006-07-08-09
 Oldham, Guy 1941
 Oliver, L. Alan 1969
 Oliver, Ruben 1987-88-89-90
 Olsen, Norvel 1943
 O'Neal, Leslie 1982-83-84-85
 Orange, Vincent 1977-78, 80-81
 Oringerdoff, Kenneth 1932
 Orloski, Stanley 1936-37
 Ornelas, Nico 2011-12
 Orts, Alan 1993-94
 Ott, Tate 1939-40-41
 Oursler, A.C. 1909
 Oursler, Clark 1906, 08-09
 Owens, Jarrell 2015

-P-

Pace, Lance 1996
 Palmer, George L. 1972-73-74
 Palmoore, Jeremy 2007
 Parent, Bill D. 1961-62-63



LETTERWINNERS

Stremme, Carl R.	1974
Stremme, Thomas W.	1971-72-73
Strevey, Guy Donald	1950
Strickland, Craig	1995
Stuart, Jiggs	1940
Stuart, Ned	1935-36
Stubbs, Jerry	1949-50
Stubblefield, Ewart	1918, 20
Stuteville, Orion	1925
Suda, George	1977
Suellentrop, Terry	1978-79
Sullivan, Clifton O.	1975-76
Sumpter, Steven	2013
Surette, Pete	1988-89-90-91
Suter, Andrew	2011-12-13
Sutton, Virgil	1901
Swartz, Raymond	1927-28-29
Swink, Hugh	1939-40-41
Sydney, Tim	1996-97-98-99

-T-

Talbot, A. E.	1911
Talbot, George	1903, 05
Talley, Saul	2002
Tarr, Arthur	1901, 03
Taormina, Jordan	2010
Tarrant, S. Douglas	1970, 72-73
Tate, Ralph	1942, 46
Taylor, Aundray	1978
Taylor, Ford	1924-25
Taylor, Jack	1940-41
Taylor, Lane	2009-10-11-12
Taylor, Raymond	2015
Taylor, Ricky H.	1973-74-75-76
Taylor, Robert K.	1963-64
Taylor, Roger	1978-79-80
Taylor, Vincent	2014-15
Taylor, William "Skip"	1974-75-76-77
Taylor, Worley	1977-78-79-80
Tea, Tonga	2007-08
Tedder, Leon	1943
Tero, Jim	1985-86
Terrell, Ty	1942
Terry, John	1923
Terry, Mike	1972-73-74
Tetsworth, Marshall	2006
Theilen, Robert	1951
Thomas	1903
Thomas, Edwin	1962-63
Thomas, Fred	1992-93
Thomas, George H.	1962-63-64-65
Thomas, James	2008-09-10-11
Thomas, Joe	1944-45-46-47
Thomas, Johnny	2008-09-10
Thomas, Juqua	1999-2000
Thomas, Justin	1998
Thomas, Sam	1992-93
Thomas, Thurman	1984-85-86-87
Thomas, Walter	2004
Thompson, Andre'	1991
Thompson, David	1993-94-95-96
Thompson, Jamie	2003-04-05
Thompson, Jerry	1963-64
Thompson, L.G.	1991
Thompson, Leonard I.	1973-74
Thompson, Matthew	1993-94-95

Thompson, Rich	1985, 87
Thompson, Ricky	1997-98
Thompson, Shannon	1993
Thompson, Warren	1983-84-85
Thornberry, Joe	1901
Thornberry, Wallace	1901
Tichenor, Jim	1932-33-34
Tiger, B.J.	1999
Tillman, Joseph "Jody"	1981
Timmons, Will	1983-84-85-86
Tipps, Harry	1952
Tircuit, Tharon	1991
Tisdell, Edward E.	1972-73
Tolleson, Jim	1980
Toston, Keith	2006-07-08-09
Townsend, Cody	2004-05
Traber, Jim	1980
Treadwell, Lamar	1937-38
Treece, Michael W.	1971
Trendle, Chad	1995
Trent, Kester	1933-34-35
Trigg, Hayden	1929-30-31
Trimble, Charles W.	1966-67-68-69
Troutt, Jeffrey C.	1972
Tucker, David	1983-84-85
Tucker, Jeromie	2004-05
Tucker, Kirk	2014-15
Turner, Jim	1930-31-32
Turner, Lorenzo	1975-76
Turner, Robert D.	1973-74-75
Turvey, Tom	1946-47
Tyler, Chris	1999-2000-01
Tyner, Scott	1992-93

-U-

Underhill, Holmes	1927-28
Underwood, Kenneth D.	1954-55-56-57
Upshaw, Bobby	1978-79
Upton, Charles	1961-62-63
Ussery, Beryl	1947-48

-V-

Vallon, Steve	1978
Vana, James	1981
Vance, Albert	1913-14-15
Vance, Leon Robert	1911-12-13-14
Vanderhoof, Dustin	2002
Vandrell, Jonathan	2000-01
Vanlandingham, Bob	1955-56-57
Vann, Cleveland	1971-72-73
VanPool, Don E.	1945, 47-48-49
Van Zant, Martel	2004-05-06-07
Vardeman, Bryan	2002-03
Vaughn, Lawson	1992-93-94-95
Veatch, Zac	2013-14-15
Verner, Charles	1990-91-92-93
Vice, Vance	1987-88-89
Victor, Vernon	1987-88-89
Vincent, Barry	1990-91
Vogel, Richard L.	1947-48
Vogler, George	1936-37-38
Vogler, Wayne	1943
Von Drehle, Richard	1948-49-50
Voyles, Carl "Dutch"	1917, 19

-W-

Waddle, Andrel	1995-96-97-98
Wagner, Taylor Dan	1956-57-58-59
Wagner, William Wilson	1950
Wagoner, Jay	1910
Wahl, Vernon	1922-23-24
Wagner, Bill Gene	1944, 47
Wakefield, Matt	2002-03
Walker, Ira	1908
Walker, Kenneth R.	1974-75
Walker, Mark	1987, 89-90
Walker, Orlando "Skip"	1993
Walker, Richard	1923-24
Wallace, Kenneth J.	1966-67
Waller, Justin	2005-06-07
Walsh, J.W.	2012-13-15
Walstad, George	1959-60-61-62
Walstad, Rick	1986-87-88
Walters, Joe	1915-16
Ward, Bryant	2007-08-09-10
Ward, John H.	1967-68-69
Ward, Leon H.	1963-64, 66
Ward, Tommy J.	1961-62-63
Warner, Joe Bob	1990-91
Warner, Rod	1971
Warner, Zac	1997-98-99-2000
Warren, Edgar	1939
Warren, Skip Owen	1950-51-52
Washington, David	2005-06-07-08
Washington, James	2014-15
Washington, John	1983-84-85
Waterbury, Scott	1992-93-94-95
Watson, Bootsie	1931
Watson, Jesse	1937-38
Watson, Nate J.	1943-44-45-46
Watts, Dwayne	1993-94
Weatherbie, Charles A.	1973-74-75-76
Weathers, Charles	1923
Weaver	1905
Weaver, Alton	1997-98
Weaver, Carl	1913-14-15
Weaver, Earl	1911-12
Weaver, Walter J.	1919, 21
Weaver, Wayne	1945
Weber, Dean	1933-34
Webb, Blake	2012
Webb, Brandon	2011-12-13
Webb, David	1983-84
Webb, Joey	1997-98-99
Webb, K. Michael	1970
Webb, Melville Dennis	1935-36-37
Webb, Scott	1987, 89-90
Weeden, Brandon	2010-11
Weigle, John B.	1952-53
Weimer, John A.	1974-75-76
Weing, Charles	1935
Weissinger, Harold	1924-25-26
Welch, Edgar	1945, 50
Weller, Wade	1987
Wells, Billy	1977-78-79
Wells, Dean	1911
Wells, Gene	1947
Werner, Terry	1981, 83-84-85
Wertz, B.H.	1909
Wertz, John	1908
Wesley, Raymond E.	1961-62

West, Barry J.	1956-57
West, Billy O.	1956-57-58
Wharry, Marcus	1988
Wheeler, Commodore	1914-15-16
Wheeler, Earl	1989-90
Wheeler, Josh	2003
White, Archie Daniel	1972
White, Cameron	1999
White, James C.	1972-73-74-75
White, John	1992-94
White, Kevin	2005
White, Reggie	1998-99-2000
Whitener, Chad	2015
Whitfield, David L.	1965-66
Whitt, Billy L.	1954-55-56
Whittenburg, Don	1926-27
Wiebener, Don	1945, 47
Wiggins, Jim G.	1956-57-58-59
Wilkerson, Marvin	1944-45-46
Wilkey, Travis K.	1971-72-73
Wilkins, Tony	1984-85
Wilks, David A.	1960-61
Williams, Armon	1919-20
Williams, Bill	1954-55-56-57
Williams, Bob	1936-37-38
Williams, Cleavon	1993-94
Williams, Darrent	2001-02-03-04
Williams, DeMise	1984-85-86
Williams, Dibrell	1926-27-28
Williams, Elmer	1989, 91-92
Williams, Franklin Jeff	1963-64-65
Williams, Greg	1990
Williams, Holland	1935
Williams, Howard	1921
Williams, J.	1913
Williams, Jamal	1995, 97
Williams, Jimmy	1970-71-72
Williams, Kenny	2003-04-05
Williams, Kevin	1993-94-95-97
Williams, Kevin	1999-2000-01-02
Williams, Lonnie P.	1976-77-78
Williams, Mark	1991-92
Williams, Mike	2002-03
Williams, Norman	1993-94-95
Williams, Olen	1933
Williams, Oscar	1942
Williams, Ron	1985-86-87
Williams, Ronnie	1984, 86-87
Williams, Tevin	2005-06
Williams, Tyler	1991-92-93-94
Williams, W.	1919-20
Williams, William	1921-22
Willingham, Charles W.	1958-59-60-61
Willis, Shawn	2003-04-05
Willoughby, Alvin	1926-27-28
Wilson, Cecil	1988-89-90
Wilson, Chick	1920
Wilson, Danny	1986
Wilson, George Bernard	1951-52, 54
Wilson, Mark	1993-94
Wilson, Michael	2014-15
Wilson, Raymond	1921-22
Wilson, Scott	1992
Wilson, Rollo	1933
Wilson, Tom J.	1956-57-58-59
Wilson, Waldon	1939-40

Wurtz, Jack	1939-40-41
Winbold, Todd	1989
Winchester, Jerry	1978-79-80
Winters, N. E.	1909-10
Witcher, Joey	1988-89
Withers, A. C.	1903
Witt, Henry	1921-22-23
Witt, Warren	1941-42, 46
Wohlgemuth, John	2001-02-03-04
Wolf, Tom C.	1972-73-74
Wolfe, Mike	1985-86-87-88
Wolford, John	1931-32-33
Womack, Vernon L.	1954-55-56
Wood, Duane	1956-57-58-59
Wood, Everett	1955-56-57-58
Wood, Jim D.	1956-57-58-59
Woodard, Byron	1985-86-87-88
Wooden, George T.	1950-51
Woods, Artrell	2006
Woods, D'Juan	2003-04-05-06
Woods, Donovan	2004-05-06-07
Woods, Rashaun	2000-01-02-03
Woods, Tommy Lee	1971
Woodson, Clay	1912-13-14
Woodson, LeMoyné	1943
Woolridge, Mike	1989-90-91-92
Worham, Roddy	1990, 92-93
Wren, Sam	2013-14
Wright, Albert	1927
Wright, Chris	2001-02-03
Wright, Clifford	1934-35
Wright, Kenyatta	1996-97-98-99
Wright, Thomas	2002-03-04
Wyatt, Shelby	1935-36-37
Wyatt, William	1934
Wynn, Matt	1971-72

-Y-

Yancy, Windell	1983-84-85-86
Yates, Patrick Danny	1971-72
Yerry, Marc	2008
York, Bill E.	1960-61-62
York, Otis	1927-28
Youman, Wilson	2008-09-10-11
Young, Benard L.	1974-75
Young, David	1978
Young, Ricky	1979-80-81
Young, Terry	1978-79, 81-82
Young, Vincent	1913-14
Young, William L.	1965-66-67-68
Young, Willie	1999-2000-01-02
Younger, Leslie B.	1939-40-41

-Z-

Zachary, Kenny	1982-83-84
Zeigler, Lewis R.	1952
Zentic, Mike	1986
Znamenacek, Ed	1905



University

With more than 350 undergraduate and graduate degrees and options, as well as professional degree programs in medicine and veterinary medicine, OSU provides unmatched diversity of academic offerings.





OKLAHOMA STATE UNIVERSITY



Oklahoma's only university with a statewide presence, Oklahoma State University is a five-campus, public educational system that improves the lives of people in Oklahoma, the nation, and the world by adhering to its land-grant mission of high-quality teaching, research and outreach.

OSU research, scholarship, and creative activities promote human and economic development through the expansion of knowledge and its application.

Established as a result of the Morrill Act, the Stillwater campus is the home of the OSU System. OSU was founded on Dec. 25, 1890, as Oklahoma Agricultural and Mechanical College. On July 1, 1957, Oklahoma A&M College became Oklahoma State University.

The OSU System has an enrollment of more than 35,000 students across all its campuses. Named Oklahoma's inaugural Truman Honor Institution for its production of Truman Scholars, OSU today boasts students from all 50 states and around 120 nations. There are more than 250,000 OSU alumni throughout the world.

When it comes to outreach, OSU reaches across the state of Oklahoma. It has five campuses: Stillwater, which includes the Center for Veterinary Health Sciences; OSU-Tulsa; OSU-Oklahoma City; OSU Institute of Technology in Okmulgee; and the OSU Center for Health Sciences in Tulsa, which includes the OSU Medical Center. OSU also boasts 16 agricultural experiment stations statewide, extension offices serving all the state's 77 counties and research facilities in Stillwater and Ponca City.

With more than 350 undergraduate and graduate degrees and options, as well as professional degree programs in medicine and veterinary medicine, OSU provides unmatched diversity of academic offerings.

OSU conducts innovative research and technology transfer that enhance Oklahoma's economic vitality and its quality of life. The focus has expanded greatly since 1890, but the third cornerstone of the university's land-grant mission remains as crucial for the future of Oklahoma as it was at statehood. Interdisciplinary collaborations with academic institutions, government agencies, private business, and industry ensure that contributions of faculty and student researchers to the development of new knowledge and its dissemination are pertinent and lasting.

BOARD OF REGENTS



JOE D. HALL
Chairman



LOU WATKINS
Vice Chair



CALVIN J. ANTHONY



DOUGLAS E. BURNS



JAROLD CALLAHAN



RICK DAVIS



TUCKER LINK



DR. TRUDY MILNER



JIM REESE



OKLAHOMA STATE UNIVERSITY

Areas of emphasis include: alternative energies and conservation; animal-based agriculture and biotechnology; environmental protection; food production and safety; health and medicine; manufacturing and advanced materials; national defense and homeland security; sensors and sensor technologies; aerospace and unmanned aerial systems; and transportation and infrastructure

Although OSU is a large, comprehensive university, its size does not minimize the personal attention given to each student. OSU encourages all students when they first enroll to identify the college in which they wish to major. Because the average number of students majoring in any one department is less than 150, the student can count on personal attention in a friendly environment.

OSU offers students many distinct advantages. It has nearly four million volumes in the library; modern research laboratories and equipment; excellent physical education, recreation and student union facilities; nationally-recognized residence hall programs; outstanding cultural and sporting events; nearly 500 student organizations; and nearly 40 nationally affiliated fraternities and sororities that provide a stimulating educational and social environment.

UNIVERSITY HISTORY

The story of Oklahoma State University began on Christmas Eve, 1890, at the McKennon Opera House in Oklahoma's territorial capital of Guthrie when Territorial Governor George W. Steele signed legislation establishing an Oklahoma Agricultural and Mechanical College (OAMC) in Payne County.

OAMC's first students assembled for class on Dec. 14, 1891, even though there were no buildings, no books, and no curriculum. The college's first students attended classes in the Stillwater Congregational Church. The original campus consisted of 200 acres of prairie that were donated by four local homesteaders. The college's first six graduates received their diplomas in 1896.

Visitors to the OSU campus often marvel at its beauty and consistency of architecture. Much of the credit goes to legendary president, Henry G. Bennett, who served from 1928-1951. Dr. Bennett's 25-year campus master plan envisioned some of the university's most famous and beautiful structures, including the Edmon Low Library and the OSU Student Union.

A new campus master plan is guiding unprecedented construction that is making OSU more competitive in academics and athletics. Since the fall of 2008, OSU has opened the Multimodal Transportation Terminal, the North Classroom Building, the west end zone of Boone Pickens Stadium, a refurbished Old Central, the Donald W. Reynolds Architecture Building, an upgraded Murray Hall, the Henry Bellmon Research Center and a renovated Student Union, considered the most comprehensive union in the country. Most recently, the university has opened University Commons residential life facility, Bert Cooper Engineering Structures Lab, a new information technology building, library annex, Greenwood Tennis Facility, a new outdoor track and a renovated Atherton Hotel and a new wing to the College of Human Sciences building. Work is under way on a new business building, the McKnight Center for the Performing Arts and other projects. Hall of Fame Avenue on the north, University Avenue on the south, and Monroe Street through the campus core have been significantly upgraded, and the university is making numerous upgrades to its campus landscape.

OSU grew quite rapidly following World War II. The post-war years were marked by a huge enrollment surge. The mid-1940s also were a golden era for athletics at Oklahoma A&M. In a 90-day period in early 1945, A&M teams won the Cotton Bowl, the NCAA championship in wrestling, and the NCAA championship in basketball. The next year, the wrestling and basketball teams repeated as national champions, and the football team won the Sugar Bowl.

By the 1950s, the college had grown substantially. In 1957, Oklahoma A&M became The Oklahoma State University for Agriculture and Applied Science.

During the next three decades, OSU would build academic programs to match its new status. Enrollment more than doubled from 10,385 in 1957 to more than 23,000 in the 1980s. OSU became a statewide university system, adding branches in Okmulgee in 1946 and Oklahoma City in 1961. OSU merged with the Oklahoma College of Osteopathic Medicine in 1988, and OSU-Tulsa was born in 1999.

Today, OSU has more than 35,000 students across five campuses and a presence in every Oklahoma county through its extension offices and experiment stations. From six graduates in 1896, to more than 5,000 annually today, the small college on the prairie has grown and prospered far beyond the dreams of its founders. OSU teaching, research and graduates are making a bigger impact on the lives of people around the world than ever before. It's a great time to be a Cowboy!





UNIVERSITY PRESIDENT BURNS HARGIS



BURNS HARGIS
UNIVERSITY PRESIDENT
NINTH YEAR

Burns Hargis was named the 18th President of Oklahoma State University and the OSU System in December 2007 and took office March 10, 2008.

Hargis oversees one of the nation's most comprehensive land-grant university systems with more than 35,000 students, 7,400 employees, and campuses located in Stillwater, Tulsa, Oklahoma City and Okmulgee.

He has guided OSU to record enrollment and record fundraising, reaching the \$1 billion Branding Success campaign goal in April 2013, nearly two years ahead of schedule. The campaign focused on student scholarships, faculty and other vital resources and programs. He also is overseeing a construction boom that is transforming the OSU campus to be more competitive in academics and athletics.

Hargis has a bold vision of creating a modern land-grant university that cuts across disciplines to better prepare students for success.

Hargis, who holds degrees in accounting from Oklahoma State University and in law from the University of Oklahoma, is the second OSU graduate to lead the university as president. Oliver S. Willham, who served as president from 1952 to 1966, graduated from then Oklahoma A&M in 1923.

He is past chairman of the Big 12 Conference Board of Directors and represents the conference as a member of the Board of Managers of the College Football Playoff.

Before being named OSU President, Hargis had a long and distinguished legal and business career, with active civic and philanthropic leadership across many fronts. He also is familiar to many Oklahomans through the political perspective and wit he provided on the award-winning television program "Flashpoint".

Prior to coming to OSU, he was Vice Chairman of Bank of Oklahoma, N.A. Before joining Bank of Oklahoma in 1997, Hargis practiced law in Oklahoma City for 28 years, most recently with the firm of McAfee & Taft. He is a former president of the Oklahoma County Bar Association, former president of the Oklahoma Bar Foundation, and is a Fellow of the American Bar Foundation.

Hargis served as vice-chairman of the Oklahoma State Election Board, the Oklahoma Constitutional Revision Commission, and served as Chairman of the Oklahoma Commission for Human Services. Hargis was a candidate for the Republican nomination for Governor of Oklahoma in 1990.

A firm believer in the power of imagination and collaboration, Hargis was the first chair of the Oklahoma Creativity Project. He has served and chaired many boards, including the Board of Regents for the Oklahoma Agricultural and Mechanical Colleges of Oklahoma State University.

Hargis received the state's highest honor when he was inducted into the Oklahoma Hall of Fame in 2009. Hargis and his wife, Ann, have two married children and three grandchildren.



As the private fundraising organization for Oklahoma State University, the OSU Foundation unites donor and university passions and priorities to achieve excellence.

We manage donor dollars to provide the most advanced educational opportunities to students, faculty, staff, alumni and friends of OSU. From scholarships to community programs, our donors generously support the spirit and tradition of Oklahoma State University.

We invite you to learn more about our organization, our leaders and those who support America's Brightest Orange. As always, please feel free to contact us for additional information or visit us the next time you're in Stillwater!

DISCOVER YOUR ORANGE PASSION
OSUGIVING.COM





ATHLETIC DIRECTOR MIKE HOLDER



OKLAHOMA STATE
COWBOYS



MIKE HOLDER

ATHLETICS DIRECTOR

12TH YEAR | OKLAHOMA STATE, 1970

Recognized as a 2013 finalist for National Athletic Director of the Year in the Sports Business Awards by *SportsBusiness Journal* and *SportsBusiness Daily*, Mike Holder is a central figure in Oklahoma State's current athletic resurgence. He was named Vice President for Athletic Programs and Director of Intercollegiate Athletics at Oklahoma State University on Sept. 16, 2005.

In his 32 years of leading his alma mater's golf program, Holder's name became synonymous with success not only on the golf course, but in fundraising, facility development and the academic performance of his student-athletes. In fact, a case could be made that Holder took Oklahoma State's already strong golf program and transformed it into America's best.

Those same leadership skills have served him well in his time guiding OSU's athletic department. His plan and vision for the betterment of Cowboy and Cowgirl athletics have taken shape, most notably with the completion of Boone Pickens Stadium. The stadium, now a horseshoe with more than 60,000 seats, features 123 suites.

Also during Holder's tenure, OSU opened the 92,000 square foot Sherman E. Smith Training Center to serve several Cowboy and Cowgirl teams, the sparkling 50,000-square foot Michael and Anne Greenwood Tennis Center - which features six indoor courts and 12 outdoor courts - and a brand new track and field complex.

OSU has won five more national team championships under Holder's watch, raising the school's championship count to 51 - the fourth best total in the country and tops in the Big 12 Conference. With Holder serving as athletic director, 11 different OSU teams have combined to win 42 Big 12 team titles.

The Cowboy football team has appeared in 10 straight bowl games for the first time in school history. In 2011, OSU claimed its first outright conference football championship of the modern era.

Holder's tenure has also featured landmark fundraising by the athletic department, including the \$165 million gift from T. Boone Pickens that pushed OSU's facility drive into high gear. The legendary OSU alum also helped complete the west end zone project with another \$63 million gift in 2008. At Holder's urging, OSU Athletics has placed an emphasis on scholarship endowments. The "Leave A Legacy" endow-

ment drive has seen Oklahoma State climb from dead last in the Big 12 to the top with gifts and commitments of approximately \$61 million. As recently as 2009, OSU's endowment stood at just \$2.1 million.

Perhaps Holder's adept fundraising stems from his "fund-giving". He and his wife, Robbie, illustrated their commitment to Oklahoma State when they donated \$500,000 for the first fully endowed scholarship for Cowboy football. The scholarship is named for former OSU player, the late Vernon Grant. The Holders' lifetime giving to OSU surpasses \$2.5 million, including \$1 million for an entrepreneurship super chair at OSU in the Spears School of Business.

"Robbie and I made the gift to the college of business because of (OSU donors) Malone and Amy Mitchell," Holder said at the announcement. "Having two degrees in business was the icing on the cake. I would like to see the new program nationally recognized and make a difference in the lives of young people."

Malone and Amy Mitchell had made a \$57.2 million gift to OSU, split evenly between athletics and academics, on the day the Holders announced their \$1 million gift.

Things are on the upswing at the turnstiles as well. Oklahoma State set new school records for football season ticket sales in 2008, 2009, 2011, 2012 and 2013, surpassing the 50,000 mark for the first time in 2013 with a final tally of 50,223 season tickets sold that season.

During his tenure as the men's golf coach, Holder's successes included not only his team's results on the course, but his players' performances in the classroom and beyond. His vision and fundraising abilities resulted in the creation of Karsten Creek, a magnificent golf course in Stillwater, selected as the Best New Public Course in 1994 by *Golf Digest* magazine. That publication listed Karsten Creek as the nation's 12th "greatest public course" in 2011.

In 2000, Holder's Cowboy golf team claimed the national championship, marking the eighth time his squad carried home the NCAA trophy. And while high national finishes are the norm at Oklahoma State, the accomplishments of his teams never stopped at the 18th hole.

Holder took over his OSU coaching post on July 1, 1973, and during his tenure, his teams set student-athlete standards that were unequaled. While he coached 112 All-America selections, including 38 first-team choices, and has numerous former players competing on the PGA Tour, overseas and on mini-tours, Holder saw to it that his players also excelled in the classroom. During his tenure, OSU produced three Ben Hogan Award winners, which was based on academic and athletic excellence nationwide. Kevin Wentworth earned the honor in 1990, Trip Kuehne claimed the prestigious award in 1995 and Hunter Mahan was named the 2003 recipient. Kuehne was OSU's outstanding male graduate in 1995 as well.

Holder is one of five coaches in NCAA history, regardless of sport, to win a national championship in four different decades. Three times Holder coached the Cowboys to the national team title the same year an OSU individual also claimed medalist honors (1978, 1987 and 2000). Along the way, he claimed 25 conference championships. His 21 Big Eight championships were the second most by a head coach in any sport, trailing only Kansas basketball coach Phog Allen.

As a student-athlete, Holder was the 1970 Big Eight medalist and led OSU to the conference team title. He was a third-team All-American as a junior and a senior and an honorable mention All-American as a sophomore.

Holder, a graduate of Ardmore High School, earned his degree in marketing from Oklahoma State in 1970 and completed work on his MBA at OSU in 1973. His wife, Robbie, graduated as salutatorian from Jasper High School in 1966, and attended the University of Houston where they met at the All-American Intercollegiate golf tournament in 1968.

MIKE HOLDER CAREER CAPSULE

1968-70 OSU MEN'S GOLF LETTERWINNER

- 1968 Honorable Mention All-American
- 1968 Oklahoma State Amateur Champion
- 1969 Third-team All-American
- 1970 Third team All-American
- 1970 Big Eight Conference Individual Champion

1973-2005 OSU MEN'S GOLF HEAD COACH

- Eight NCAA Team Championships
- 25 Conference Team Championships
- Six NCAA individual champions
- 12 National Players of the Year and 112 All-Americans
- 20 conference individual champions
- 21 Academic All-Americans

2005-PRESENT OSU ATHLETIC DIRECTOR

- Finalist for the 2013 National Athletic Director of the Year award from the *SportsBusiness Journal*
- Lead figure in the construction of Karsten Creek Golf Course, which is a fixture on any list of best collegiate facilities in the country
- Oversaw the transformation of Boone Pickens Stadium into one of America's most spectacular football facilities
- Developed a facilities master plan that has already resulted in the construction of the Sherman Smith Training Center, the Greenwood Tennis Center and a new outdoor track and field facility
- Oklahoma State has won the following NCAA team titles during Holder's tenure as Athletic Director:

- 2006 Wrestling
- 2006 Men's Golf
- 2009 Men's Cross Country
- 2010 Men's Cross Country
- 2012 Men's Cross Country



OKLAHOMA STATE ATHLETIC DEPARTMENT

2015-16 HIGHLIGHTS

BIG 12 TEAM CHAMPIONS

- Men's Cross Country
- Women's Cross Country
- Men's Indoor Track and Field
- Wrestling
- Equestrian
- Women's Golf
- Women's Tennis (Regular Season)
- Women's Tennis (Conference Tournament)

NATIONAL PLAYER OF THE YEAR

Wrestling Alex Dieringer (Hodge Trophy)

NCAA INDIVIDUAL CHAMPIONS

Wrestling Dean Heil, 141 pounds
 Wrestling Alex Dieringer, 165 pounds
 Women's Indoor Track & Field Kaela Edwards, mile run
 Men's Outdoor Track & Field Nick Miller, hammer throw

ALL-AMERICANS

Women's Cross Country Ingeborg Loevnes
 Football Emmanuel Ogbah
 Men's Indoor Track & Field John Teeters, 60 meters
 Men's Indoor Track & Field Distance Medley Relay team (C. Noelle, B. Singleton, T. Kinnaird, J. Thompson)
 Women's Indoor Track & Field Kaela Edwards, mile run
 Women's Indoor Track & Field Savannah Camacho, 800 meters
 Women's Indoor Track & Field Chase Ealey, shot put
 Wrestling Dean Heil, 141 pounds
 Wrestling Anthony Collica, 149 pounds
 Wrestling Joe Smith, 157 pounds
 Wrestling Alex Dieringer, 165 pounds
 Wrestling Nolan Boyd, 184 pounds
 Wrestling Austin Marsden, 285 pounds
 Women's Basketball Brittney Martin
 Equestrian Ebba Lange
 Equestrian Jordan Davis
 Softball Vanessa Shippy
 Women's Tennis Katarina Adamovic
 Baseball Thomas Hatch
 Baseball Donnie Walton
 Men's Outdoor Track & Field John Teeters, 100 meters
 Men's Outdoor Track & Field Nick Miller, hammer throw
 Women's Outdoor Track & Field Kaela Edwards, 1,500 meters
 Women's Outdoor Track & Field Ingeborg Loevnes, steeplechase
 Women's Outdoor Track & Field Aurora Dybedokken, 5,000 meters
 Women's Outdoor Track & Field Chase Ealey, shot put

BIG 12 PLAYER OF THE YEAR

Football Emmanuel Ogbah (Defensive)
 Women's Basketball Brittney Martin
 Wrestling Alex Dieringer
 Softball Vanessa Shippy

BIG 12 INDIVIDUAL CHAMPIONS

Men's Cross Country Vegard Oelstad
 Wrestling Dean Heil (141 pounds)
 Wrestling Anthony Collica (149 pounds)
 Wrestling Joe Smith (157 pounds)
 Wrestling Alex Dieringer (165 pounds)
 Wrestling Nolan Boyd (184 pounds)
 Wrestling Preston Weigel (197 pounds)

MEN'S CROSS COUNTRY/TRACK AND FIELD

Oklahoma State has won three NCAA cross country team championships since 2009 and finished in the top 10 at the NCAA Championships in six of the last seven seasons. The Cowboys have won eight straight Big 12 team titles.

OSU won the 2014 and 2016 Big 12 Indoor Track and Field team championships and placed 15th at the 2016 NCAA outdoor championships. A Cowboy has won an NCAA title each of the past two outdoor seasons, with Chad Noelle winning the 1,500 meters in 2015 and Nick Miller winning the hammer throw in 2016.

WOMEN'S CROSS COUNTRY/TRACK AND FIELD

The Cowgirls won the 2015 Big 12 cross country title and have placed in the top four at the Big 12 meet in each of the past five seasons. For context, OSU had only three top-three finishes at the Big 12 meet from 1990-2010.

Kaela Edwards won the 2016 NCAA indoor mile championship and as a team, OSU placed 10th at the 2016 NCAA indoor meet and 12th at the NCAA outdoor meet - both of which marked the best in program history.

SOCCER

The Cowgirls have earned berths in eight of the last 10 NCAA Championships and advanced to the Elite Eight in 2010 and 2011. From 2008-11, OSU celebrated four consecutive Big 12 championships. Forward Courtney Dike played in the 2015 FIFA Women's World Cup.

FOOTBALL

Four times has Mike Gundy coached the Cowboys to a bowl game now referred to as one of the New Year's Six since 2010. The Pokes appeared in the 2010 Cotton Bowl, the 2012 Fiesta Bowl, the 2014 Cotton Bowl and the 2016 Sugar Bowl. Notable products of Cowboy football include 1988 Heisman Trophy winner Barry Sanders, five-time NFL Pro Bowler Thurman Thomas and current NFL Pro Bowlers Russell Okung, Dez Bryant and Dan Bailey.

MEN'S BASKETBALL

With two national championships, six appearances in the Final Four, 11 appearances in the Elite Eight and 14 trips to the Sweet 16, OSU basketball is a consistent power. The Cowboys have won 20 games or more in 19 of the last 26 seasons. Notable OSU products include Hall of Famers Henry Iba and Bob Kurland, plus coach Eddie Sutton. Two of the NBA's fiercest defensive standouts - Marcus Smart of the Boston Celtics and Tony Allen of the Memphis Grizzlies - hail from Oklahoma State.

MOST NCAA TEAM TITLES

(Across all sports and all time. Includes football)

- 114 UCLA
- 111 USC
- 110 Stanford
- 51 Oklahoma State
- 51 Penn State
- 48 Texas
- 47 LSU
- 45 Arkansas
- 44 Michigan
- 40 North Carolina

MOST NCAA TEAM TITLES (BIG 12)

(Across all sports and all time. Includes football)


- 51 Oklahoma State
- 48 Texas
- 31 Oklahoma
- 19 West Virginia
- 13 Iowa State
- 11 Kansas
- 4 TCU
- 3 Baylor
- 1 Texas Tech
- 0 Kansas State



Kaela Edwards won the 2016 NCAA indoor mile.



OKLAHOMA STATE ATHLETIC DEPARTMENT



Alex Dieringer, a three-time NCAA champion, won the 2016 Hodge Trophy, which is college wrestling's equivalent to the Heisman Trophy.

WOMEN'S BASKETBALL

OSU has seven NCAA Tournament appearances in the last 10 seasons and advanced to the Sweet 16 in 2008 and 2014. The Cowgirls have won 110 games over the past five years and produced the 2016 Big 12 Player of the Year in Brittney Martin and the 2016 Big 12 Coach of the Year in Jim Littell.

EQUESTRIAN

Winners of four of the past five Big 12 team titles - including the 2016 crown, the Cowgirls have four national championships to their credit (2000, 2003, 2004 and 2006). OSU added Western titles in 2005 and 2013.

WRESTLING

The winningest program in all of North American sports - NCAA or professional - Cowboy wrestling boasts 34 NCAA team championships and 141 NCAA individual crowns. The Cowboys have won six of the last seven Big 12 team titles and produced the 2016 Hodge Trophy winner in Alex Dieringer.

SOFTBALL

OSU has made seven trips to the Women's College World Series, the most recent of which came in 2011. Cowgirls Melanie Roche, Michele Smith and Lauren Bay all represented their countries in the Olympics. In 2015, Shelby Davis became the first Cowgirl to be selected in the National Pro Fastpitch College Draft, going eighth overall to the PA Rebellion. OSU advanced to the NCAA tournament in 2016.

MEN'S GOLF

Owners of 10 NCAA team titles and claiming eight NCAA individual champions and 54 conference titles (including five of the last nine Big 12 crowns), Oklahoma State is among college golfing's great programs. Included on OSU golf's list of alumni are current PGA performers Rickie Fowler, Hunter Mahan, Charles Howell III, Bo Van Pelt, Peter Uihlein, Scott Verplank, Morgan Hoffmann and Kevin Tway.

WOMEN'S GOLF

Six of the past nine Big 12 Golfers of the Year have come from Oklahoma State and Courtney Young was named Big 12 Coach of the Year in 2016 after leading the Cowgirls to the conference crown. Of the 20 Big 12 Championships contested since the league's inception, the Cowgirls have won nine - twice as many as any other school.

MEN'S TENNIS

The Cowboys have piled up 18 conference championships through the years and have competed in the NCAA Championships in 10 of the last 14 seasons, including a trip to the Sweet 16 in 2016.

WOMEN'S TENNIS

The Cowgirls were 2016 NCAA runner-up, have advanced to the NCAA Sweet 16 each of the past two seasons and won both the Big 12 regular season title and the conference tournament in 2016, with head coach Chris Young earning Big 12 Coach of the Year accolades for his efforts.

BASEBALL

One of the sport's most revered programs, Oklahoma State has made 42 trips to the NCAA Tournament, 20 trips to the College World Series and boasts 31 conference championships, including the 2014 Big 12 title. In Robin Ventura and Pete Incaviglia, the Cowboys claim two of the best college baseball players of all time. OSU has made four straight trips to the NCAA tournament, with Super Regional appearances in 2014 and 2016 and a College World Series trip in 2016.

2015-16 HIGHLIGHTS

BIG 12 INDIVIDUAL CHAMPIONS, CONT.

Wrestling	Austin Marsden (285 pounds)
Men's Indoor Track & Field	Cerake Geberkidane (5,000 meters)
Men's Indoor Track & Field	Josh Thompson (1,000 meters)
Men's Indoor Track & Field	Josh Thompson (mile)
Men's Indoor Track & Field	Tre Tez Kinnaird (800 meters)
Men's Indoor Track & Field	Craig Nowak (3,000 meters)
Women's Indoor Track & Field	Kaela Edwards (1,000 meters)
Women's Indoor Track & Field	Kaela Edwards (mile)
Women's Indoor Track & Field	Ingeborg Loevnes (3,000 meters)
Women's Indoor Track & Field	Distance Medley Relay (Camacho, Coleman, Nichols, Celis)
Men's Outdoor Track & Field	Craig Nowak (1,500 meters)
Men's Outdoor Track & Field	Cerake Geberkidane (5,000 meters)
Men's Outdoor Track & Field	Cerake Geberkidane (10,000 meters)
Men's Outdoor Track & Field	Nick Miller (Hammer Throw)
Women's Outdoor Track & Field	Aurora Dybedokken (1,500 meters)
Women's Outdoor Track & Field	Ingeborg Loevnes (steeplechase)
Men's Golf	Stratton Nolen
Women's Golf	Kenzie Neisen

BIG 12 NEWCOMER OF THE YEAR

Men's Cross Country	Josh Thompson
Women's Cross Country	Ingeborg Loevnes
Men's Basketball	Jawun Evans
Equestrian	Ty Paris (Horsemanship)
Men's Tennis	Julian Cash
Men's Golf	Zach Bauchou
Women's Golf	Chih-Min Chen

BIG 12 COACH OF THE YEAR

Men's Cross Country	Dave Smith
Women's Cross Country	Dave Smith
Women's Basketball	Jim Littell
Men's Indoor Track & Field	Dave Smith
Wrestling	John Smith
Women's Golf	Courtney Jones
Women's Tennis	Chris Young

2015-16 NCAA PLACEMENTS

(based on Learfield Cup scoring system)

Wrestling	2nd
Women's Tennis	2nd
Baseball	3rd
Equestrian	5th*
Women's Cross Country	7th
Men's Tennis	9th
Women's Indoor Track & Field	10th
Men's Golf	10th
Women's Golf	11th
Women's Outdoor Track & Field	12th
Men's Outdoor Track & Field	15th
Softball	17th
Men's Cross Country	18th
Football	19th
Men's Indoor Track & Field	24th
Women's Basketball	33rd
Men's Basketball	Did not place
Soccer	Did not place

*As an NCEA sport (not NCAA), equestrian is not counted in OSU's actual Learfield Cup points total.



MR. T. BOONE PICKENS



T. Boone Pickens is arguably OSU's (and the state's) most visible personality. His various endeavors and colorful demeanor have been chronicled on the covers of most American business publications and by some of the most-watched television programs in the country.

During the span of his long career, T. Boone Pickens has created thousands of jobs and made billions of dollars—for others as well as himself — and he isn't timid about spreading it around. "I like making money. I like giving it away.... not as much as I like making it, but it's a close second," he has often said.

The breadth of his philanthropy — which approaches \$1 billion during his career — includes health and medical research, treatment and services; entrepreneurship; kids at risk; education and athletics, with a particular focus on his alma mater, Oklahoma State University; corporate health and fitness; and conservation and wildlife management. While many donations involve tens of millions of dollars and attract headlines, there are hundreds more ranging from hundreds of thousands to several hundred. Each is important in its own way.

The establishment of the T. Boone Pickens Foundation has ensured his continued ranking as one of the top U.S. philanthropists. The Pickens Foundation is improving lives through grants supporting educational programs, medical research, athletics and corporate wellness, at-risk youths, the entrepreneurial process and conservation and wildlife initiatives.

In 2007, Pickens brought his innovative entrepreneurial approach to the philanthropic sector, announcing the Foundation's largest gifts yet — \$50 million each for two University of Texas health care institutions: UT Southwestern Medical Center at Dallas and The University of Texas M. D. Anderson Cancer Center in Houston. Under unique agreements, the gifts create special funds at the institutions, requiring that they grow to \$1 billion (\$500 million each) within 25 years from earnings on the original principal and/or from new outside donations solicited by the institutions. When the \$500 million marks are reached, the institutions will be able to distribute the funds as they deem fit.

In many ways, Pickens is a record-setting philanthropist. His \$165 million gift to his alma mater, Oklahoma State University, in 2005 is the single largest gift for athletics in NCAA history, and the \$7 million donation to the American Red Cross in 2005 is the largest individual contribution in the 150-year history of that organization. His unprecedented giving to athletics has triggered a renaissance in Oklahoma State University's football program and was a key factor in its first Big 12 championship in 2011 and its first BCS Bowl win in the Fiesta Bowl matchup with Stanford in 2012.

On May 21, 2008, Pickens gave \$100 million for the endowment of major faculty chairs and professorships at Oklahoma State University. The OSU School of Geology already bears his name from previous gifts to OSU.

Over the years, Pickens has donated over \$500 million to Oklahoma State, split virtually equally between athletics and academics.

In 2010, OSU launched its campus-wide "Branding Success" campaign and T. Boone Pickens again led the charge with yet another \$100 million gift to his alma mater.

Recently, Pickens has become a national and indeed a world leader on the energy front with the launching of the Pickens Plan, which is a unique private sector initiative formed to address the economic and national security threats posed by America's ever-increasing reliance on OPEC oil.

 **@boonepickens**

 **tboonepickens**

 **tboonepickens**





PROMINENT ATHLETICS ALUMNI

OKLAHOMA STATE ATHLETICS HAS PRODUCED SOME OF THE BIGGEST NAMES IN SPORTS OVER THE YEARS.

Coaches Ed Gallagher, Henry Iba, John Smith, Eddie Sutton, Gary Ward and Mike Holder all rank among the giants in their respective sports and athletes like 1988 Heisman Trophy winner Barry Sanders, Thurman Thomas, Pete Incaviglia and Pat Smith enjoyed legendary careers.

Below are Oklahoma State products who are prominent figures in today's professional sports landscape.



RICKIE FOWLER

Winner of the 2015 PLAYERS Championship who won the Ben Hogan Award winner during his time at OSU.



DANIEL CORMIER

UFC heavyweight champion and Olympian who was an All-America wrestler at Oklahoma State



DEZ BRYANT

Two-time Pro Bowl wide receiver from the Dallas Cowboys who was a consensus All-American for Oklahoma State.



RUSSELL OKUNG

Pro Bowl left tackle who helped lead the Seattle Seahawks to a Super Bowl title in 2014.



MICHELE SMITH

ESPN broadcaster and U.S. Olympic softball player who threw a school-record nine no-hitters while at Oklahoma State.



HUNTER MAHAN

PGA Tour pro who was a two-time All-American and the 2003 national player of the year while at Oklahoma State.



JOHN FARRELL

Boston Red Sox manager. Led the Sox to the World Series championship in 2013.



MARCUS SMART

The sixth overall pick of the 2014 NBA Draft who is among the top up-and-coming players in the league.



JOHNNY HENDRICKS

UFC Champion who was a two-time NCAA champion during his time as an Oklahoma State wrestler



THE BIG 12 CONFERENCE

The Big 12 begins its 21st year in 2016-17 as it continues to promote the strength and success of one of the nation's premier athletic conferences under the direction of fifth-year commissioner Bob Bowlsby.

TCU and West Virginia joined the league on July 1, 2012 and became the Big 12's first additions since inception, joining Baylor, Iowa State, Kansas, Kansas State, Oklahoma, Oklahoma State, Texas and Texas Tech.

With 10 members, the Big 12 remains as the only autonomy conference to determine its champions in all sports directly on the field of play with a full round-robin schedule. The Conference's hard work ethic and strong values have translated to enormous success in its first 20 years. Since it began competition in 1996-97, the league can boast of 57 NCAA team titles and 625 (through June 15) individual national championships.

The Big 12 has been at the forefront in college athletics reform, specifically with student-athlete welfare issues to include cost of attendance, student-athlete time demands and strengthening its policy for concussion diagnosis and management. In 2014-15, the Big 12 introduced and hosted three "State of Collegiate Athletics" forums to examine the issues facing college athletics. Two were conducted in Washington, D.C and one in New York City. Panelists included respected authorities from intercollegiate athletics, university leadership and sports journalism. The third forum featured a special session comprised of student-athletes. The Big 12 continued the "State of Collegiate Athletics" forums in 2015-16 with Dallas serving as the site for a November 2015 event.

The Conference had a banner year on the national stage in 2015-16. Two teams competed in 2015 College Football Playoff New Year's Bowls for the second consecutive season. Oklahoma made the Conference's first appearance in the CFP semifinals in 2015, the second year of the structure, while OU men's basketball advanced to the Final Four. Other highlights included national championships by Texas men's swimming and diving and Oklahoma women's gymnastics and softball. National runner-up finishes were recorded by Texas volleyball, Oklahoma State wrestling, TCU equestrian, Texas men's golf, Oklahoma men's tennis and Oklahoma State women's tennis. Three Big 12 squads were among the eight teams that advanced to baseball's College World Series.

The Big 12 lays claim to five Heisman Trophy winners since 1996 and has had a finalist in 12 of its seasons. Twenty-five major individual awards have been won by Big 12 student-athletes in football over the past seven campaigns. Overall, more than 4,800 student-athletes have earned All-America recognition. West Virginia soccer standout Kadeisha Buchanan earned the Hyundai Young Player Award at the 2015 World Cup while playing for her native Canada, given to the player born in 1995 or later that made the biggest impression in the competition.

Through its first 20 years, the Big 12 has claimed a team national championship in 17 of the sports it sponsors.

The Conference finished the BCS era ranked tied for second with seven appearances in the National Championship Game. The league has finished in the top two of

women's basketball conference RPI in nine of the last 10 years and sent at least 70 percent of its teams to postseason for the seventh-straight season. In men's basketball, the league has had seven teams earn NCAA bids four times in the past seven years. Every coach has guided a team to the NCAA Tournament - including five that have led teams to the Final Four - while seven boast career win percentages of .700 or higher. During the last 12 years a total of 36 NCAA trophies have been hoisted by Big 12 institutions, with at least one national crown won in all but one year for the Conference, including 19 consecutive seasons.

The Big 12 and its member institutions are committed to a competitive environment where sportsmanship and fair play take center stage. Whether on the field, in the classroom, or within the community, the student-athletes, administrators, coaches and game officials of the Big 12 support the highest ideals in sportsmanship.

National academic accolades have always been strong in the Big 12. Ty Darlington (Oklahoma) was the recipient of the 2015 William V. Campbell Trophy, known as the Academic Heisman. Gabe Ikard (Oklahoma) was presented the NCAA Today's Top 10 Award in January 2015. It recognizes former student-athletes for their successes on the fields and courts, in the classroom and in the community. Since 1996, the Big 12 has a total of 11 honorees for this prestigious award. In the last five seasons, eight student-athletes were recipients of the NCAA Elite 90 Award with volleyball's Janae Hall (Kansas), men's basketball's C.J. Cole (Oklahoma), women's golf's Laura Lonardi (Baylor) and baseball's Tyler Floyd (Texas Tech) picking up the latest honors in 2015-16. The accolade showcases individuals who have reached the pinnacle of competition at the national championship level, while also achieving the highest academic standard among their peers.

In its short history, the Big 12 has over 600 Academic All-America recipients, averaging about 30 each season. Big 12 student-athletes have shown commitment to their studies by earning numerous individual academic recognitions. Eleven times in the past 11 years a league athlete has garnered the top academic honor for their respective sport, including Frances Silva (West Virginia) for soccer and Gabe Ikard (Oklahoma) for football in 2013.

The Big 12 can take pride in other stories that combine on and off the field success. In the fall of 2013, former Texas Tech track and field student-athlete Ifeatu Okafor was named the Big 12's first NCAA Woman of the Year. Patience Knight (Texas Tech) was the recipient of the Honda Inspiration Award in 2008 while Imani McGee-Stafford (Texas) was honored in 2015. It is given to an outstanding female college athlete who overcomes adversity to excel in her sport. Oklahoma State women's

basketball was the inaugural recipient of the "Together We R" Team Award in 2012, recognizing programs that have strived to succeed in the face of adversity. Following a devastating tornado south of Oklahoma City just before the Big 12 Baseball Championship in 2013, several league baseball teams along with other student-athletes, coaches and former Conference players contributed help in a variety of ways. Plus, the Conference contributed \$200,000 to the relief efforts. In the fall of 2014, Oklahoma football student-athlete Sterling Shepard and head coach Bob Stoops were honored with the Disney Sports Spirit Award while Kansas football student-athlete JaCorey Shepherd received the Lee Roy Selmon Community Spirit Award. Ty Darlington (Oklahoma) earned the 2015 Wuerffel Trophy which recognizes community service along with athletic and academic success.

Competitive excellence, scholarship and sportsmanship are all equal components of the Big 12 philosophy. All-Big 12 teams and Academic All-Big 12 squads are recognized for each sport at the end of their respective seasons. At the end of each academic year, the Conference honors its top male and female student-athletes with the Big 12 Athlete of the Year and Big 12 Sportsman of the Year awards.

Institutions can also nominate student-athletes for the prestigious Dr. Prentice Gautt Postgraduate Scholarships. A total of 381 scholars have received over \$2.7 million in postgraduate financial aid through the first 20 years of the program.

The Big 12 sponsors 23 sports. Men's squads include baseball, basketball, cross country, football, golf, indoor track & field, outdoor track & field, swimming & diving, tennis and wrestling. Women's teams are fielded in basketball, cross country, equestrian, golf, gymnastics, indoor track & field, outdoor track & field, rowing, soccer, softball, swimming & diving, tennis and volleyball.

Big 12 institutions create a league that encompasses five states and nearly 38 million people. Nearly 5,000 student-athletes from across the United States and around the World compete annually in the sports sponsored by the Conference.

The Conference conducts postseason championships for 20 of its 23 sports. Each championship helps to determine teams and/or individuals that will represent the Conference in national postseason competition.

In its first 20 years, the Big 12 has distributed approximately \$2.6 billion to its member institutions, including a record \$30.4 million per institution in 2015-16, an increase of 20 percent over the previous year. The Conference office is headquartered in Irving, Texas.





CREATING CHAMPIONS
IN THE CLASSROOM AND ON THE FIELD

BIG 12
CHAMPIONS FOR LIFE

BIG12CHAMPIONSFORLIFE.ORG | [#BIG12CHAMPIONSFORLIFE](https://twitter.com/BIG12CHAMPIONSFORLIFE)



STILLWATER, OKLAHOMA

Located in north central Oklahoma, and easy drives from Oklahoma City, Tulsa, Kansas City and Dallas, Stillwater provides college-town atmosphere with big-city access. On August 23, 2016 Stillwater Regional Airport (SWO) will offer two daily flights to and from American Airlines' largest hub at Dallas/Fort Worth International Airport (DFW) with more than 190 connections to 29 countries on 5 continents.

Stillwater is a rapidly growing city of 47,000 and is near the geographic center of the country. The U.S. Census Bureau recently named Stillwater as the fastest growing city in the state of Oklahoma. Often called Oklahoma's premier education community, Stillwater is the home of some of the region's finest education and training institutions, including Oklahoma State University, Meridian Technology Center, Northern Oklahoma College/OSU Gateway, and one of the nation's top rated public school systems.

With such a strong commitment to education, it's easy to see why Stillwater's educational attainment is among the highest in the nation, with 48 percent of its residents holding bachelor's degrees or higher. The city is the micropolitan anchor for the state's technology triangle that includes Oklahoma City and Tulsa.

The "college town" atmosphere lends itself to a variety of recreational opportunities. Year-round arts and cultural events appeal to many different audiences and feature music, dance, theater, festivals, lectures, and concerts. A youthful community demands the best in fitness centers, spas, parks and recreational opportunities.

And for the outdoor enthusiast, nearby lakes provide a quiet respite at the city's edge, sparkling in 234 days of annual sunshine.

After a day of work or play, residents and visitors often relax in one of the many restaurants or night spots that offer everything from barbecue to fine dining, and locally inspired Red Dirt music to classic rock-n-roll. Stillwater's retail districts feature a unique shopping experience where you'll find museums, galleries, and shops with personality. OSU athletic events attract more than 600,000 fans to Stillwater annually.



OSU has been called the "University of Golf," and the five-star Karsten Creek, home of the 10-time national champion Cowboy golf team and perennial top-10 women's program, ranks with such well-known courses as Pebble Beach. It's one of several public and private courses that prompted *Golf Digest* to call the Stillwater area among the "Top 10 Places in America to retire and play golf."

Stillwater is one of America's safest cities, with a crime rate far below the U.S. average and Oklahoma State University has been considered the safest campus in the Big 12 Conference since the league's inception.

Security also comes in the form of great health care services, centered around Stillwater Medical Center's state of the art facilities. And with a cost of living that averages more than 10 percent below the U.S. average, the dollar buys more.

Whether you're here for a short time or a lifetime, you'll want to stake your claim in America's Friendliest College Town . . . Stillwater, Oklahoma!

AMERICA'S FRIENDLIEST COLLEGE TOWN





OKLAHOMA STATE SPIRIT

OSU PROUD

Alumni of Oklahoma State University are as loyal to their alma mater as any group in America. Just look around the Stillwater campus. OSU's director of athletics, head football coach, head wrestling coach and head baseball coach are all graduates of Oklahoma State.

Many factors contribute to the "college experience" – not the least of which is gaining a feeling of belonging and a sense of loyalty to the school, its faculty and staff, the community that embraces the university, and the athletic teams that compete to garner conference and national honors.

Wearing school colors and displaying emblems of the university are life-long symbols of allegiance. Oklahoma State's famed Homecoming is a yearly celebration that brings much activity and excitement.

THE COWBOY TRAIL

Dating back to the 1890s, Oklahoma A&M sports teams had been referred to as Agriculturists or Aggies, the Farmers, and officially but unpopularly, the Tigers. But by 1924, Charles Saulsberry, sports editor of the *Oklahoma City Times*, and other writers who regularly covered college events, had begun to refer to Stillwater's teams as the A&M Cowboys. Reporters' constant search of colorful synonyms started sprinkling Cowpokes, Pokes, Waddies, Cowpunchers and Punchers in conversation. "Cowboys" had a Southwestern flavor and flair that fit like a favorite pair of boots.

The Athletic Council authorized athletics director Edward C. Gallagher to have 2,000 balloons printed, "Oklahoma Aggies—Ride 'Em Cowboy" for sale at football games in 1926.

PISTOL PETE

(excerpt from text written by Lance Millis)

Around 1923, when Oklahoma A&M College was searching for a new mascot to replace its tiger (copied along with the school's orange and black colors, from university founders who hailed from Princeton), a group of students saw Frank Eaton leading the Armistice Day Parade. He was approached to see if he would be interested in being the model for the new mascot, and he agreed. A likeness was drawn and began to be used on sweatshirts, stickers, etc., and a tradition was born.

That caricature was the basis for what is used today as the official Oklahoma State University mascot. For 35 years, the crusty old cowboy was a living symbol of OSU, representing the colorful past of the area. As such, he would attend OSU athletic events, building dedications, etc., and sign autographs, pose for photographs and reminisce about the Old West with anyone who would listen.

To this day, his likeness is a visible reminder of the Old West to literally millions of people yearly as a symbol of colleges whose mascots pay homage to the cowboy. Each year, OSU students tryout for Pistol Pete. A panel of former "Petes" judge the try-outs and select the two best candidates based on an interview, a mime, and posing as mascot in different "game situations." The two who are selected split the approximately 500 appearances annually. These appearances include all athletic events, pep rallies, business openings, weddings, birthday parties, and public school events.

FRANK EATON - BEFORE PISTOL PETE

"My boy, may an old man's curse rest upon you, if you do not try to avenge your father...You must never stop until they are all accounted for!" These words, according to one of Eaton's many stories, were spoken by a family friend following the brutal murder of his father, and guided the formative years of Frank's life.

Born in 1860, in Hartford, Connecticut, Frank moved with his family to Kansas shortly after the close of the Civil War. When Frank was eight years old, his father, a former Union soldier, was shot and killed by a group of lawless former Confederates. Frank was a witness to the murder and each of the murderers' faces was imprinted in his memory.

After being challenged to avenge his father's death by Mose Beaman, (the family friend), Frank set out to learn how to handle guns. Mose gave him a gun and holster, and taught him how to handle and shoot guns. Frank quickly learned to "shoot a snake's head off with either hand". During the next few years, Frank's days were spent helping his mother with chores and practicing shooting. With each passing year, he became faster and more accurate with his guns.

When Frank was 15, he learned of the location of one of his father's killers. After deciding it was almost time to set out on his mission, Frank wanted to make sure his shooting skills were good enough. He decided to visit Fort Gibson, a cavalry fort, to try to learn more about handling a gun. There he competed with the cavalry's best marksmen, beating them each time. After many competitions, the fort's commanding officer, Colonel Copinger gave Frank a marksmanship badge and a new name. From that day forward, Frank would be known as Pistol Pete.

BULLET


The Oklahoma State University Cowboys have many symbols of their western heritage, but none is more appropriate than their mascot, Bullet. The Spirit Rider program debuted in 1984 with the first few Spirit Riders providing their own horse to serve as mascot for the OSU Cowboys.

However, in 1988, Stars Parr Money was donated to the OSU Athletic Department to be used specifically as the mascot. Since that time, Bullet has delighted crowds with his traditional sprint across the football field following every Cowboy touchdown. The heart of the Cowboy Spirit Rider Program, Bullet is not only seen at Boone Pickens Stadium and other OSU football games, he's made appearances at local elementary schools, parades, rodeos and other special events, including the opening ceremonies of the Oklahoma State Special Olympics.

The tradition of the Spirit Rider can be attributed to the late Eddy Finley, who wanted to promote school spirit the "cowboy way," on horseback. Since that time, additional support has come for the Spirit Rider and Bullet, much of it due to Finley's hard work. A horse trailer, custom-tooled saddle and uniform dress for the Spirit Rider and ground crew have been donated to OSU. In honor of the Spirit Rider and its tradition, Jim Hamilton sculpted the Spirit Rider bronze statue that sits next to the National Wrestling Hall of Fame in Stillwater.



Bullet speeds onto the field after each score.



Frank Eaton - the original Pistol Pete



Pistol Pete



AMERICA'S GREATEST HOMECOMING CELEBRATION



Friday night's "Walkaround" attracts thousands to campus for Homecoming.

Ask any Oklahoma State University graduate what OSU's greatest tradition is, and you'll hear one word - Homecoming.

The OSU Alumni Association has presented Homecoming at OSU since 1920 growing it from a small-town carnival to a nine-day, award-winning celebration. It is widely known as "America's Greatest Homecoming Celebration" with its signature event, Walkaround, which regularly draws more than 80,000 spectators to view elaborate Greek house decorations, parade floats and residence halls bathed in orange.

OSU's Homecoming is entirely run by students - more than 250 on committees within the Alumni Association and thousands more in Greek, residential and campus life. Cowboys love our Homecoming tradition and are actively contributing to an endowment to secure its future existence and growth on our campus.

Homecoming is a driving force in the Stillwater community. In 2013, the Harvest Carnival event contributed 18,500 pounds of canned food donations to the local Harvest II food drive. Homecoming also highlights other OSU sports at Homecoming & Hoops where fans can preview the upcoming season's squads for Cowboy and Cowgirl basketball in addition to enjoying a pep rally for Saturday's football game.

From the Edmon Low Library's orange fountain to Hester Street painted for coaches and players to view during "The Walk," OSU and its alumni are proud to claim "America's Greatest Homecoming Celebration." Homecoming 2016: 'A Cowboy Dream' is October 21-29 in Stillwater and will conclude with the West Virginia vs. OSU football game on Saturday, October 29.





The Program

Oklahoma State has established itself as a consistent power in the Big 12 Conference in recent years. How did it happen? Groundbreaking donations never before seen in college athletics, the right people in positions of leadership, completely overhauled facilities and the efforts of players and coaches are at the core.





BOONE PICKENS STADIUM



BOONE PICKENS STADIUM

STILLWATER, OKLA. | CAPACITY - 60,218 | BUILT - 1919 | REDEDICATED - 2009

LARGEST CROWD - 60,218 VS. BAYLOR, 2013
AMENITIES - 123 SUITES, 3,500 CLUB SEATS
PLAYING SURFACE - ASTROTURF 3D DECADE (INSTALLED IN 2014)



BOONE PICKENS STADIUM

The relocation of the Cowboy football operations to the West End Zone in the summer of 2009 punctuated one of the largest building projects in recent NCAA history. And the result is the new home of Cowboy football.

Boone Pickens Stadium is now a state-of-the-art facility that not only provides Oklahoma State football with a unique game-day environment and a roaring home-field advantage, but also with unrivaled facilities for daily operations located in incredibly convenient proximities.

“The easy comparison is to the way things used to be at Stillwater. Anyone who remembers the aging stadium that was can’t help but be overwhelmed by the changes. But the better comparison is to Oklahoma State’s peers in Top 25 football programs. Put simply: There’s not a better facility anywhere. Plenty of new facilities have been built, and many are filled with bells, whistles and the latest gizmos and gadgetry. Very few are designed as well as Boone Pickens Stadium’s facility. From top to bottom - literally, from the coaches’ offices to the locker room and other player areas -- it is fabulous but very functional. Those terms don’t always go together; in Stillwater, they mesh seamlessly.”

- George Schroeder, USA Today



“Oklahoma State. The fans, the atmosphere, it’s crazy. You can’t find another like that in college football.”

- Anonymous opposing Big 12 player in a 2013 ESPN.com poll when asked his favorite conference road trip



STADIUM RECORDS

All-Time Home Record	332-193-26
Since 2009 Grand Opening	37-10

TOP 10 HOME CROWDS

1.	60,218	vs. Baylor	2013
2.	59,638	vs. TCU	2013
3.	59,486	vs. Kansas	2015
4.	59,124	vs. West Virginia	2014
5.	59,061	vs. TCU	2015
	59,061	vs. Lamar	2013
7.	58,895	vs. Kansas State	2011
8.	58,841	vs. Kansas State	2013
9.	58,669	vs. Baylor	2015
10.	58,520	vs. Oklahoma	2013

OLDEST STADIUM GROUNDS

(West of the Mississippi River)

Stadium	School	Built
Boone Pickens Stadium	Oklahoma State	1919
Husky Stadium	Washington	1920
Stanford Stadium	Stanford	1921
Memorial Stadium	Kansas	1921
Rose Bowl	UCLA	1922
Memorial Coliseum	USC	1923
Memorial Stadium	California	1923
Memorial Stadium	Nebraska	1923
Oklahoma Memorial Stadium	Oklahoma	1923

STADIUM EXPANSIONS

1924	Permanent south side seating
1929	Permanent north side seating
1947	South side renovations raise capacity to 30,000
1950	North side renovations raise capacity to 39,000
1971	Field lowered, capacity increased to 51,000
1978	Coaches building constructed in east end zone
1980	New press box added for \$1.8 million
1985	Lights are added for the first time for \$750,000
2004	South side renovations, including suites and club seating
2006	North side renovations, including suites and club seating
2008	West end zone bowled in, raising capacity to 60,000
2009	Completed renovation, including west end zone suites, raises capacity to 60,218



BOONE PICKENS STADIUM



SPORTS MEDICINE CENTER

7,000 square feet with four hydrotherapy pools and a digital x-ray machine. Included in one of the hydrotherapy pools is an underwater treadmill complete with an underwater video camera that sports medicine professionals use to record data.



TEAM ROOM

Seats 200 people with plush chairs and extra leg room for student-athletes.



TRAINING TABLE

10,800 square feet and used by all of OSU's varsity sports. Overlooks the Boone Pickens Stadium playing field.



ARTWORK

Giant wall murals and inspirational quotes are found throughout the ultra-modern players area on the field level.



The locker room is 14,000 square feet with ventilated lockers and multiple lounge areas.



The football-only weight room housed in the west end zone of Boone Pickens Stadium is 20,000 square feet with state-of-the-art equipment.



BOONE PICKENS STADIUM HISTORY

Oklahoma State's football home is now far removed from the humble athletic grounds that served as the home of Oklahoma A&M football when the team was first formed in 1901.

In 1896, Dr. Lowery Layman Lewis first arrived in Stillwater as professor of veterinary medicine. Lewis became dean of veterinary medicine and later dean of the School of Science and Literature. While he was not officially linked to sports at A&M, the enthusiastic and beloved Dean Lewis took the initiative in organizing early track and football teams, encouraging students to sample different events and to participate for their school.

Dean Lewis helped locate the football field, placing it in a north-south position north of Morrill Hall. The patron saint of early-day athletics had been an integral part of the campus for fourteen years when in 1910 the Athletic Association heartily endorsed the suggestion to honor Dean Lewis by naming the athletic grounds Lewis Field. The new name was made official during the 1913-1914 academic year.

In the fall of 1919, the new Oklahoma A&M Armory and Gymnasium, now known as the Donald W. Reynolds School of Architecture, was completed at a cost of \$102,000. At the same time, Lewis Field was moved to its permanent site on the northeast edge of the campus. Shortly after the move, the field was repositioned north-south to east-west to "avoid the prevailing strong winds."

The first addition to the stadium came in 1924 with the steel and concrete portion of the south stadium. During the 1929-30 seasons, 8,000 permanent seats were built on the north side to bring the capacity to 13,000.

In 1947, the south stadium was increased from 20 to 53 rows and capacity climbed to over 30,000. The first permanent press box was added in 1948. Prior to the 1950 season, 10,600 more seats were added to the north stands, increasing capacity to 39,000.

The next expansion didn't come until 1971 when the cinder track around the field was removed. The field was lowered 12 feet and 20 rows of permanent seating were added to both sides.

The first artificial surface was installed in 1971 at a cost of \$2.5 million. The stadium's press box was torn down and reconstructed in 1980 and the lighting system was installed prior to the 1985 season.



Boone Pickens Stadium was rededicated in 2009 with Pickens on hand to cut the ribbon.

A second artificial surface was installed prior to the 2000 season and remained in place until the summer of 2005.

The wheels were set in motion to bring the stadium to its current form when OSU graduate Boone Pickens made the single-largest gift in school history in 2003. His \$70 million donation (\$20 million of which was earmarked for stadium expansion) spurred the "Next Level Campaign", which generated more than \$100 million in gifts and pledges and involved more than 2,500 individuals, making it the single-most successful campaign in OSU history.

The stadium was renamed Boone Pickens Stadium during a halftime ceremony as part of the Cowboys' 2003 season opener against Wyoming.

In the wake of Pickens' gift, major renovations to the south side of the stadium that included suites and club seating were completed in 2004. That scene was essentially mirrored on the north side in 2006. After Pickens gave an additional \$165 million in 2006 - the largest donation in the history of college athletics - approximately 20,000 new seats were added to the west side of the stadium and it was completely bowled in for the 2008 season.

Boone Pickens Stadium was officially re-dedicated on Sept. 5, 2009.

In the east end zone is the Athletics Center, home of historic Gallagher-Iba Arena. Atop the athletic center are the only suites in college athletics that can be utilized for football and basketball.

A new playing surface was added during the summer of 2014 to bring Boone Pickens Stadium to its current state.



1919



1945



1988



2001



2016



SHERMAN E. SMITH TRAINING CENTER



SHERMAN E. SMITH TRAINING CENTER

OPENED - 2013 | AREA - 94,000 SQUARE FEET | INVESTMENT - \$19 MILLION

Located across Hall of Fame Avenue from Boone Pickens Stadium is yet another sparkling athletic facility in the Sherman E. Smith Training Center.

The Smith Center is a training complex that features three outdoor practice fields and one indoor field. The indoor facility is a multipurpose venue that can be used by a number of sports, including football, baseball, softball and soccer. The Smith Center, Gallagher-Iba Arena and Boone Pickens Stadium compose one of the finest athletic footprints in the country.

The indoor training facility spans almost 94,000 feet and is large enough to host a soccer field. Its football configuration allows for 15 yards of clearance on both sidelines. The unique facility features six fabric roll-up doors (three on the east and west sides).

The indoor clearance of the facility is 65 feet above the playing surface. There are three indoor filming platforms and more platforms on the outside of the building for practices on the grass fields.

The new facility is named after long-time OSU donor Sherman E. Smith, who passed away on June 6, 2011.





THE RISE OF THE COWBOYS

Oklahoma State has emerged as a consistent power in the Big 12 Conference.

How did this Cowboy transformation happen? Groundbreaking donations never before seen in college athletics, the right people in positions of leadership, completely overhauled facilities and the efforts of players and coaches are at the core.

ON THE FIELD MOMENTS



2005 - OSU 24, NO. 13 TEXAS TECH 17

In Mike Gundy's debut season as head coach, the Cowboys stifle high-powered Texas Tech to claim their first win over a team ranked in the top 15 of the Associated Press poll since 2002.



2007 - OSU 45, NEBRASKA 14

After losing 20 straight games in Lincoln, the Cowboys steamroll the Huskers in their backyard to signal the changing landscape of the Big 12 and of the OSU program.



2008 - OSU 28, NO. 3 MISSOURI 23

In front of a prime-time national audience, the Cowboys go on the road to topple a Missouri team that was ranked in the top five.



2009 - OSU 24, NO. 13 GEORGIA 10

Rising fast into the role of an elite program, OSU proves its mettle by toppling traditional power Georgia to open the 2009 season.



2011 - OSU 44, NO. 13 OKLAHOMA 10

The Cowboys wipe out their Bedlam Series rivals to clinch their first Big 12 Championship.



2011 - OSU 41, NO. 4 STANFORD 38

Stung from being left out of the national championship game by the narrowest margin in the BCS era, the Cowboys cement their place among college football's elite in 2011 by beating an excellent Cardinal squad in the Tostitos Fiesta Bowl.

OFF THE FIELD MOMENTS



MAJOR GIFT FROM PICKENS

In 2003, Boone Pickens made what was, at the time, the largest donation in OSU history - a \$70 million pledge with \$20 million set aside to begin the transformation of the football stadium.



GUNDY TAKES THE REINS

In January of 2005, former OSU quarterback Mike Gundy takes over as head coach. He brings a tough-minded, yet fast and entertaining style of play to Stillwater.



HOLDER ELEVATED TO A.D.

In September of 2005, longtime men's golf coach and former OSU All-American Mike Holder is named athletic director.



THE GAME-CHANGER

Inspired by Holder's vision for an Athletic Village, Pickens gives \$165 million in 2006 - the largest donation in the history of college athletics. OSU transforms Boone Pickens Stadium into one of the elite facilities in America.



OKLAHOMA STATE AND NIKE



NEW UNIFORMS

“At a time when uniforms are capturing the kids, both young and old, **OSU stands at the forefront of creativity and cool**, contributing heavily to the evolution of the Cowboys brand. And the game plan keeps offering audibles, with OSU football launching a rebranding in 2016 when Nike and the school hit the update button, **rolling out fresh new uniforms for another round of oohs and ahhs** and weekly anticipation for what’s next.”

- John Helsley for POSSE Magazine, spring, 2016





OKLAHOMA STATE AND NIKE

Oklahoma State Uniform Highlights

CUSTOM TRIM AND MESSAGING

The team at Nike worked closely with Oklahoma State to create highly-customized jerseys that are truly unique to Oklahoma State. Included on the trim of every jersey are homages to Frank Eaton – the original Pistol Pete, the Paddle People, OSU football's retired jersey numbers and more. Much of the trim art on the neck and sleeves is presented using a custom paisley print inspired by a cowboy's bandana.

MARSHAL BADGE

All uniforms include a marshal badge just above the numbers. The badge is a proud reminder of Frank Eaton, the original Pistol Pete, and his service as a U.S. deputy marshal.

REFLECTIVE SURFACES

The word "Cowboys" appears on both legs of the pants and is stitched on using a reflective fabric that provides an ultra-modern edge to the uniforms. The same reflective fabric is used behind the numbers on the black jerseys.

BARBED WIRE TYPEFACE

The numbers on the jersey, the word "Cowboys" on the leg and the retired jersey numbers – 21 for Barry Sanders, 34 for Thurman Thomas, 43 for Terry Miller and 55 for Bob Fenimore – are all presented using a new barbed wire typeface that serves as a reminder of the cowboys who drove their herds across Oklahoma across the great Chisholm Trail.

COLOR SCHEME

While Oklahoma State's uniforms are evolving, the Cowboys are staying true to their primary colors. OSU's jerseys come in orange, black and white and the pants come in orange, black, white and gray. The orange jerseys feature white numbers outlined in black and the black jerseys have orange numbers with a reflective gray background. New for 2016, the white jerseys have black numbers outlined in orange. All pants are adorned with the Shadow Pete logo and the word "Cowboys" on the side of the leg.

NIKE MACH SPEED TECHNOLOGY

Oklahoma State's uniforms are built using Nike Mach Speed technology, which makes them 25 percent lighter than the uniforms worn by the Cowboys from 2011-15. The uniforms include the latest in lightweight fabric innovation built for maximum speed, ventilation and comfort.

Nike's Mach Speed Football uniform fabric construction features an articulated fit to match the athlete's motion of play. Ultimately this allows the athletes to move with the uniform fabrics, rather than against them.





STATE OF THE PROGRAM

2011 BIG 12 CHAMPS



SIX NFL

FIRST ROUND DRAFT PICKS

SINCE 2009

(RANKS NO. 10 NATIONALLY)

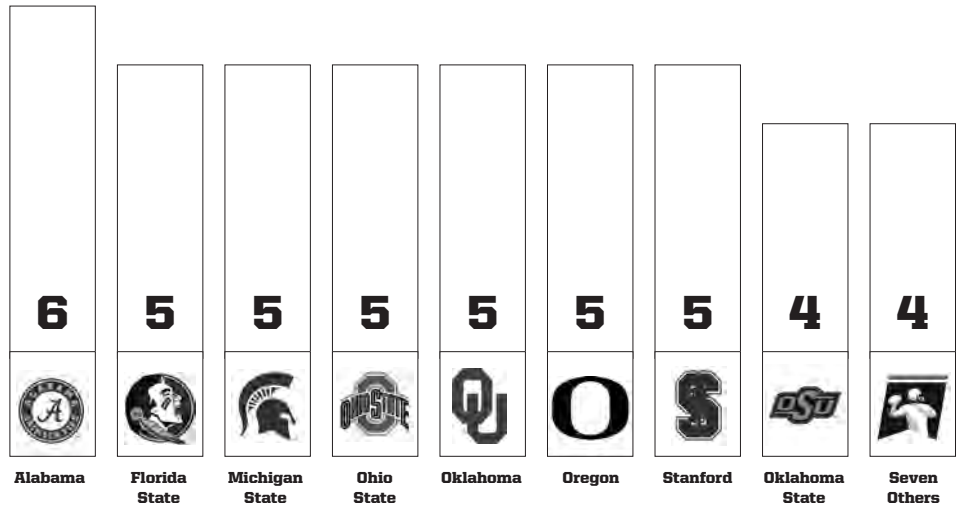


17

MIKE GUNDY ERA ALL-AMERICANS

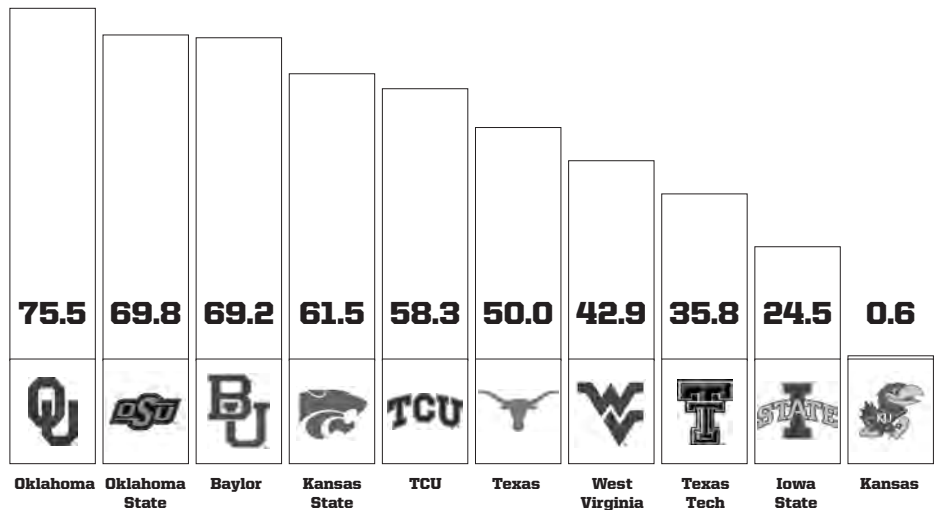
ELITE-LEVEL PROGRAM

OSU's four 10-win seasons since 2009 is eighth-most in the country during that span.



CONSISTENT BIG 12 POWER

OSU's 69.8 win pct. in Big 12 games since 2010 ranks second in the league this decade.



10 STRAIGHT BOWL GAMES

Longest streak in school history, second-longest active streak in the Big 12.





JORDAN BURTON

MARCELL ATEMAN

BEN GROGAN

ZACHARY CRABTREE



2016 SCHEDULE

- SOUTHEASTERN LOUISIANA**
SEPT. 3 BOONE PICKENS STADIUM
- CENTRAL MICHIGAN**
SEPT. 10 BOONE PICKENS STADIUM
- PITTSBURGH**
SEPT. 17 BOONE PICKENS STADIUM
- AT BAYLOR**
SEPT. 24 WACO, TEXAS
- TEXAS**
OCT. 1 BOONE PICKENS STADIUM
- IOWA STATE**
OCT. 8 BOONE PICKENS STADIUM
- AT KANSAS**
OCT. 22 LAWRENCE, KAN.
- WEST VIRGINIA**
OCT. 29 BOONE PICKENS STADIUM
- AT KANSAS STATE**
NOV. 5 MANHATTAN, KAN.
- TEXAS TECH**
NOV. 12 BOONE PICKENS STADIUM
- AT TCU**
NOV. 19 FORT WORTH, TEXAS
- AT OKLAHOMA**
DEC. 3 NORMAN, OKLA.

CHAD WHITENER

VINCENT TAYLOR

BLAKE JARWIN

