



2006 Indiana Election Report



Published by the
Indiana Election Division
302 West Washington Street
Indiana Government Center South, Room E-204
Indianapolis, IN 46204-2743
(317) 232-3939 • (800) 622-4941
FAX: (317) 233-6793
www.in.gov/sos/elections



Presentation of the 2006 Indiana Election Report

This document includes the official returns of the 2006 Indiana Primary Election and the 2006 Indiana General Election.

The Primary Election Returns for the following office are included in this order:

**United States Senator
United States Representative
Indiana State Senator
Indiana State Representative
Judge of the Circuit Court (in certain counties)
Judge of the Superior Court (in certain counties)
Judge of the Probate Court (in St. Joseph County)
Prosecuting Attorney
Judge of the Small Claims Court (in Marion County)**

The Primary Election returns list the major political parties in alphabetical order in each election district, with each candidate for the party's nomination to that office listed in alphabetical order by surname. An asterisk indicates the candidate declared nominated following the primary. The 2006 Indiana Election Report then sets forth information concerning the total number of registered voters and percentage of voter turnout for Indiana and for each county for the primary election.

The General Election Returns for the following office are included in this order:

**United States Senator
Secretary of State of Indiana
Auditor of State of Indiana
Treasurer of State of Indiana
United States Representative
Indiana State Senator
Indiana State Representative
Judge of the Circuit Court (in certain counties)
Judge of the Superior Court (in certain counties)
Judge of the Probate Court (in St. Joseph County)
Prosecuting Attorney
Judge of the Small Claims Court (in Marion County)**

The General Election returns list the candidates in order according to the number of votes received. An asterisk indicates the candidate declared nominated following the primary.

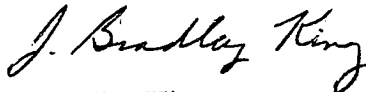
The General Election returns also include the results for the ballot question concerning the retention of a Justice of the Indiana Supreme Court, the retention of certain Judges of the Indiana Court of Appeals, and the results of the ballot questions concerning the retention of certain Judges of the Superior Courts in Lake and St. Joseph Counties.

There were no public questions on the 2006 General Election ballot concerning proposed amendments to the Constitution of the State of Indiana.


The 2006 Indiana Election Report sets forth information concerning the total number of registered voters and percentage of voter turnout for Indiana and for each county for the general election.

We would like to take this opportunity to thank the Secretary of State, the members of the Indiana Election Commission, the staff of the Indiana Election Division, the members of the County Election Boards, the Circuit Court Clerks, County Election Directors, County Voter Registration Officers, and every individual who assisted county election boards, or served as an inspector, judge, poll clerk, or sheriff in a polling place in Indiana. The dedication of each of these individuals to the efficiency and integrity of the electoral process made the 2006 primary and general elections a success.

If the Election Division can provide you with additional information or assistance, please contact this office.



J. Bradley King
Co-Director



Pamela Potesta
Co-Director

May 2, 2006 Primary Election Results

Post-Primary Contests and Recounts

Following the 2006 primary election, no contest or recount petitions were filed with the Indiana Election Division for the nomination to a federal, state, or state legislative office.

Following the 2006 primary election, no contest or recount petitions were filed with any county election board for the nomination to a judicial office or the office of Prosecuting Attorney.

Candidate Vacancies Occurring After the Primary

Ralph Donald Ayres, the Republican Party nominee for Indiana State Representative, District 4, filed a statement of withdrawal as the nominee on July 17, 2006. The Republican Party filed a Certificate of Candidate Selection to Fill an Early Ballot Vacancy for State Legislative Office with the Election Division on August 14, 2006, designating **Ed Soliday** as the Republican Party nominee for this office.

Andrew P. Thomas, the Republican Party nominee for Indiana State Representative, District 4, filed a statement of withdrawal as the nominee on July 17, 2006. The Republican Party filed a Certificate of Candidate Selection to Fill an Early Ballot Vacancy for State Legislative Office with the Election Division on August 3, 2006, designating **Amos P. Thomas** as the Republican Party nominee for this office.

Following the May 2, 2006 primary and in accordance with the procedures outlined in Indiana Code 3-13-1, the Democratic and Republican Parties also filled certain candidate vacancies resulting from the failure of any individual to seek nomination to an office by filing as a candidate in that major political party's primary.

Likewise, following procedures outlined in Indiana Code 3-13-1-20, the Libertarian Party filled certain general election ballot candidate vacancies resulting from the failure of the Libertarian Party to nominate a candidate for an office at that party's state convention.

Following procedures outlined in Indiana Code 3-8-6, individuals were certified as independent candidates or candidates of other political parties for placement on the general election ballot after filing petitions of nomination to an office signed by a sufficient number of registered voters residing within the election district for the office.

Following procedures outlined in Indiana Code 3-8-2-2.5, individuals were certified as declared write-in candidates for offices on the general election ballot after filing a declaration of intent to be a write-in candidate. The names of write-in candidates are not printed on the general election ballot. The names of write-in candidates who file their declaration of intent with the Election Division are certified to the respective county election boards under Indiana Code 3-8-7-30.

November 7, 2006 General Election Results

Post-Primary Contests and Recounts

A recount petition for the election of a **United States Senator** was filed with the Indiana Election Division following the 2006 general election. The official vote totals for the candidates for election to this office were corrected by the canvass conducted by the Indiana Recount Commission in accordance with Indiana Code 3-12-11-23. This Election Report includes the corrected official vote totals for these candidates.

A recount petition for **Indiana State Representative, District 15**, was filed with the Indiana Election Division following the 2006 general election. The Commission dismissed the recount petition in this matter on December 10, 2006.

A recount and contest petition for **Indiana State Representative, District 31**, was filed with the Indiana Election Division following the 2006 general election. Indiana Recount Commission dismissed the recount and contest petition in this matter on December 16, 2006.

A recount and contest petition for **Indiana State Representative, District 69**, was filed with the Indiana Election Division following the 2006 general election. Indiana Recount Commission dismissed the recount and contest petition in this matter on December 15, 2006.

A recount and contest petition for **Indiana State Representative, District 97**, was filed with the Indiana Election Division following the 2006 general election. The official vote totals for the candidates for election to this office were corrected by the canvass conducted by the Indiana Recount Commission in accordance with Indiana Code 3-12-11-23. This Election Report includes the corrected official vote totals for these candidates. The Indiana Recount Commission dismissed the contest petition in this matter on December 15, 2006.

No other recount or contest petitions were filed with the Indiana Election Division for any other federal, state, or state legislative office. No recount or contest petitions were filed with any circuit court clerk for any judicial office or for the office of Prosecuting Attorney.

Election Report - State of Indiana

United States Senator

Statewide		Republican				Votes			
Richard G. Lugar						393,960 *			
Adams	1,694	Allen	22,065	Bartholomew	7,634	Benton	2,094	Blackford	827
Boone	6,912	Brown	1,572	Carroll	2,912	Cass	3,932	Clark	2,349
Clay	1,714	Clinton	3,459	Crawford	490	Daviess	2,375	Dearborn	3,353
Decatur	2,771	DeKalb	3,702	Delaware	6,445	Dubois	820	Elkhart	11,500
Fayette	1,460	Floyd	2,395	Fountain	2,746	Franklin	3,016	Fulton	1,092
Gibson	675	Grant	6,890	Greene	2,710	Hamilton	20,508	Hancock	8,552
Harrison	2,085	Hendricks	12,366	Henry	6,879	Howard	5,532	Huntington	3,760
Jackson	3,132	Jasper	2,718	Jay	2,420	Jefferson	997	Jennings	2,492
Johnson	10,679	Knox	1,727	Kosciusko	7,835	LaGrange	3,103	Lake	8,465
La Porte	5,802	Lawrence	5,671	Madison	8,164	Marion	36,263	Marshall	2,880
Martin	516	Miami	2,630	Monroe	5,822	Montgomery	5,703	Morgan	5,661
Newton	1,431	Noble	2,983	Ohio	985	Orange	2,537	Owen	1,063
Parke	2,361	Perry	331	Pike	941	Porter	7,115	Posey	521
Pulaski	1,891	Putnam	2,313	Randolph	3,417	Ripley	2,249	Rush	2,573
St. Joseph	5,915	Scott	397	Shelby	4,540	Spencer	866	Starke	846
Steuben	3,039	Sullivan	651	Switzerland	337	Tippecanoe	10,336	Tipton	2,573
Union	1,181	Vanderburgh	7,904	Vermillion	396	Vigo	2,431	Wabash	4,117
Warren	1,347	Warrick	3,786	Washington	2,187	Wayne	6,295	Wells	2,978
White	3,979	Whitley	3,182						

Election Report - State of Indiana

United States Representative

<i>District 1</i>		<i>Democratic</i>						<i>Votes</i>	
Peter J. Visclosky								55,144 *	
Benton	161	Jasper	622	Lake	45,756	Newton	803	Porter	7,802
<i>District 1</i>		<i>Republican</i>						<i>Votes</i>	
Lewis (149 Farmer) Hass								3,576	
Benton	636	Jasper	659	Lake	894	Newton	315	Porter	1,072
Richard (Ric) Holtz								4,761	
Benton	397	Jasper	666	Lake	1,572	Newton	362	Porter	1,764
Mark J. Leyva								8,416 *	
Benton	691	Jasper	801	Lake	4,528	Newton	459	Porter	1,937
Jayson Reeves								2,457	
Benton	236	Jasper	299	Lake	958	Newton	154	Porter	810
<i>District 2</i>		<i>Democratic</i>						<i>Votes</i>	
Joe Donnelly								30,589 *	
Carroll	514	Cass	933	Elkhart	2,136	Fulton	638	Howard	1,304
La Porte	6,802	Marshall	1,068	Porter	395	Pulaski	644	St. Joseph	13,994
Starke	2,019	White	142						
Steve Francis								6,280	
Carroll	157	Cass	279	Elkhart	599	Fulton	105	Howard	487
La Porte	1,466	Marshall	169	Porter	176	Pulaski	145	St. Joseph	2,273
Starke	356	White	68						
<i>District 2</i>		<i>Republican</i>						<i>Votes</i>	
Chris Chocola								25,139 *	
Carroll	2,353	Cass	2,996	Elkhart	3,394	Fulton	816	Howard	1,130
La Porte	4,421	Marshall	2,154	Porter	612	Pulaski	1,432	St. Joseph	4,638
Starke	645	White	548						
Tony Zirkle								10,716	
Carroll	742	Cass	1,136	Elkhart	1,587	Fulton	410	Howard	301
La Porte	2,097	Marshall	1,136	Porter	250	Pulaski	727	St. Joseph	1,796
Starke	295	White	239						
<i>District 3</i>		<i>Democratic</i>						<i>Votes</i>	
Kevin Boyd								2,494	
Allen	924	DeKalb	179	Elkhart	609	Kosciusko	198	LaGrange	134
Noble	182	Steuben	137	Whitley	131				
Thomas Hayhurst								12,556 *	
Allen	8,429	DeKalb	727	Elkhart	709	Kosciusko	407	LaGrange	278
Noble	793	Steuben	388	Whitley	825				
Thomas Allen Schrader								1,979	
Allen	585	DeKalb	120	Elkhart	395	Kosciusko	229	LaGrange	82
Noble	162	Steuben	102	Whitley	304				
Edward W. Smith								1,881	
Allen	897	DeKalb	103	Elkhart	274	Kosciusko	158	LaGrange	49
Noble	171	Steuben	97	Whitley	132				

Election Report - State of Indiana

United States Representative

District 3	Republican	Votes
-------------------	-------------------	--------------

William Larsen								15,845	
Allen	6,571	DeKalb	1,341	Elkhart	1,983	Kosciusko	1,808	LaGrange	1,051
Noble	913	Steuben	1,093	Whitley	1,085				
Mark Edward Souder								39,449 *	
Allen	15,577	DeKalb	2,960	Elkhart	5,490	Kosciusko	6,244	LaGrange	2,369
Noble	2,320	Steuben	2,269	Whitley	2,220				

District 4	Democratic	Votes
-------------------	-------------------	--------------

Rick Cornstuble								3,828	
Boone	178	Clinton	281	Fountain	31	Hendricks	465	Johnson	280
Lawrence	136	Marion	178	Monroe	170	Montgomery	217	Morgan	402
Tippecanoe	1,201	White	289						
Darin S. Kinser								3,433	
Boone	172	Clinton	190	Fountain	16	Hendricks	506	Johnson	430
Lawrence	560	Marion	295	Monroe	390	Montgomery	121	Morgan	232
Tippecanoe	314	White	207						
David Sanders								7,522 *	
Boone	424	Clinton	501	Fountain	140	Hendricks	1,003	Johnson	857
Lawrence	469	Marion	767	Monroe	478	Montgomery	247	Morgan	506
Tippecanoe	1,760	White	370						

District 4	Republican	Votes
-------------------	-------------------	--------------

Steve Buyer								50,695 *	
Boone	5,047	Clinton	2,827	Fountain	715	Hendricks	9,471	Johnson	6,484
Lawrence	4,033	Marion	1,825	Monroe	1,224	Montgomery	4,441	Morgan	4,365
Tippecanoe	7,678	White	2,585						
Mike Campbell								18,799	
Boone	2,069	Clinton	811	Fountain	311	Hendricks	2,886	Johnson	2,647
Lawrence	1,506	Marion	467	Monroe	520	Montgomery	1,368	Morgan	1,504
Tippecanoe	3,625	White	1,085						

District 5	Democratic	Votes
-------------------	-------------------	--------------

Mike Brown								4,590	
Grant	662	Hamilton	651	Hancock	302	Howard	458	Huntington	187
Johnson	24	Marion	1,031	Miami	301	Shelby	442	Tipton	171
Wabash	361								
Katherine Fox Carr								7,039 *	
Grant	829	Hamilton	1,373	Hancock	433	Howard	893	Huntington	158
Johnson	57	Marion	1,889	Miami	497	Shelby	432	Tipton	300
Wabash	178								
Michael Clements								4,742	
Grant	851	Hamilton	529	Hancock	205	Howard	688	Huntington	395
Johnson	15	Marion	1,318	Miami	317	Shelby	114	Tipton	212
Wabash	98								
Thomas E. Williams								1,953	
Grant	256	Hamilton	240	Hancock	274	Howard	283	Huntington	57
Johnson	10	Marion	333	Miami	168	Shelby	170	Tipton	96
Wabash	66								

Election Report - State of Indiana

United States Representative

District 5	Republican								Votes
Clayton L. (C.L. Jim) Alfred									6,869
Grant	506	Hamilton	2,023	Hancock	1,155	Howard	252	Huntington	335
Johnson	95	Marion	1,167	Miami	353	Shelby	344	Tipton	185
Wabash	454								
Dan Burton									61,150 *
Grant	6,342	Hamilton	16,284	Hancock	7,561	Howard	3,850	Huntington	3,386
Johnson	591	Marion	11,487	Miami	2,236	Shelby	3,388	Tipton	2,350
Wabash	3,675								
Victor D. Wakley									4,822
Grant	414	Hamilton	1,557	Hancock	595	Howard	183	Huntington	193
Johnson	76	Marion	901	Miami	214	Shelby	264	Tipton	150
Wabash	275								

District 6	Democratic								Votes
Ralph Spelbring									10,324
Adams	327	Allen	144	Bartholomew	422	Blackford	219	Dearborn	68
Decatur	157	Delaware	2,468	Fayette	494	Franklin	241	Henry	626
Jay	349	Johnson	88	Madison	3,450	Randolph	256	Rush	139
Shelby	48	Union	143	Wayne	519	Wells	166		
Barry A. Welsh									23,525 *
Adams	755	Allen	245	Bartholomew	965	Blackford	714	Dearborn	100
Decatur	405	Delaware	5,318	Fayette	1,436	Franklin	722	Henry	1,784
Jay	776	Johnson	131	Madison	7,198	Randolph	675	Rush	333
Shelby	96	Union	353	Wayne	1,131	Wells	388		

District 6	Republican								Votes
George T. Holland									8,406
Adams	193	Allen	124	Bartholomew	599	Blackford	97	Dearborn	340
Decatur	428	Delaware	669	Fayette	196	Franklin	613	Henry	1,041
Jay	351	Johnson	181	Madison	788	Randolph	653	Rush	438
Shelby	62	Union	186	Wayne	980	Wells	467		
Mike Pence									52,188 *
Adams	1,567	Allen	779	Bartholomew	4,639	Blackford	708	Dearborn	854
Decatur	2,463	Delaware	5,827	Fayette	1,302	Franklin	2,543	Henry	5,973
Jay	2,149	Johnson	759	Madison	7,519	Randolph	3,013	Rush	2,234
Shelby	573	Union	1,044	Wayne	5,576	Wells	2,666		

District 7	Democratic								Votes
Julia M. Carson									29,503 *
Marion	29,503								
Bob Hidalgo									1,690
Marion	1,690								
Kris Kiser									4,052
Marion	4,052								
Pierre Quincy Pullins									306
Marion	306								
Joseph Charles (Hippie Joe) Stockett, III									730
Marion	730								

Election Report - State of Indiana

United States Representative

District 7		Republican	Votes
John Bauer			3,834
Marion	3,834		
Eric Dickerson			11,336 *
Marion	11,336		
Ronald V. Franklin			4,516
Marion	4,516		
Michael A. Simpson			1,273
Marion	1,273		

District 8		Democratic	Votes
Brad Ellsworth			45,765 *
Clay	1,841	Daviess	576
Knox	2,650	Martin	1,437
Posey	3,530	Putnam	659
Vigo	12,944	Warren	234
		Fountain	358
		Owen	1,294
		Sullivan	2,337
		Warrick	2,655
		Gibson	1,872
		Parke	739
		Vanderburgh	6,389
		Greene	2,159
		Pike	1,321
		Vermillion	2,770

District 8		Republican	Votes
John N. Hostettler			32,018 *
Clay	1,484	Daviess	2,315
Knox	1,531	Martin	521
Posey	552	Putnam	1,961
Vigo	2,114	Warren	1,187
		Fountain	1,516
		Owen	910
		Sullivan	593
		Warrick	3,341
		Gibson	661
		Parke	2,178
		Vanderburgh	7,223
		Greene	2,652
		Pike	905
		Vermillion	374

District 9		Democratic	Votes
Gretchen Clearwater			9,415
Bartholomew	208	Brown	255
Dubois	426	Floyd	579
Jennings	231	Monroe	2,218
Ripley	108	Scott	336
		Clark	1,802
		Harrison	555
		Ohio	35
		Spencer	130
		Crawford	302
		Jackson	441
		Orange	107
		Switzerland	167
		Dearborn	141
		Jefferson	544
		Perry	548
		Washington	282
Baron P. Hill			53,883 *
Bartholomew	1,146	Brown	1,269
Dubois	3,482	Floyd	5,061
Jennings	2,120	Monroe	3,322
Ripley	897	Scott	3,027
		Clark	11,093
		Harrison	4,060
		Ohio	273
		Spencer	901
		Crawford	1,671
		Jackson	4,761
		Orange	510
		Switzerland	960
		Dearborn	896
		Jefferson	2,863
		Perry	3,104
		Washington	2,467
John (Cosmo) Hockersmith			2,267
Bartholomew	78	Brown	59
Dubois	140	Floyd	265
Jennings	90	Monroe	76
Ripley	34	Scott	103
		Clark	489
		Harrison	197
		Ohio	3
		Spencer	33
		Crawford	112
		Jackson	187
		Orange	27
		Switzerland	49
		Dearborn	32
		Jefferson	90
		Perry	116
		Washington	87
Lendall B. Terry			2,501
Bartholomew	56	Brown	56
Dubois	201	Floyd	130
Jennings	78	Monroe	88
Ripley	78	Scott	183
		Clark	509
		Harrison	179
		Ohio	12
		Spencer	41
		Crawford	107
		Jackson	170
		Orange	42
		Switzerland	50
		Dearborn	59
		Jefferson	124
		Perry	230
		Washington	108

Election Report - State of Indiana

United States Representative

District 9	Republican								Votes
Sam Schultz									7,363
Bartholomew	732	Brown	330	Clark	263	Crawford	131	Dearborn	604
Dubois	119	Floyd	234	Harrison	409	Jackson	776	Jefferson	157
Jennings	525	Monroe	840	Ohio	258	Orange	506	Perry	64
Ripley	482	Scott	81	Spencer	152	Switzerland	67	Washington	633
Mike Sodrel									30,273 *
Bartholomew	2,298	Brown	1,321	Clark	2,324	Crawford	438	Dearborn	1,657
Dubois	760	Floyd	2,363	Harrison	1,822	Jackson	2,515	Jefferson	939
Jennings	2,165	Monroe	3,069	Ohio	845	Orange	2,274	Perry	326
Ripley	2,002	Scott	346	Spencer	754	Switzerland	295	Washington	1,760

Election Report - State of Indiana

State Senator

District 1	Democratic	Votes
-------------------	-------------------	--------------

Frank Mrvan Jr.		8,756 *
Lake	8,756	

District 4	Democratic	Votes
-------------------	-------------------	--------------

Larry Chubb		2,737		
Lake	843	Porter	1,894	
Karen Tallian		5,744 *		
Lake	1,571	Porter	4,173	

District 4	Republican	Votes
-------------------	-------------------	--------------

Paul L. Childress		2,248 *		
Lake	304	Porter	1,944	
Timothy E. Vojslavec		2,078		
Lake	228	Porter	1,850	

District 6	Democratic	Votes
-------------------	-------------------	--------------

John B. Greaves		3,796 *						
Benton	136	Lake	2,843	Newton	629	Porter	188	

District 6	Republican	Votes
-------------------	-------------------	--------------

Crystal Hall		1,613						
Benton	622	Lake	588	Newton	338	Porter	65	
Sue Landske		6,309 *						
Benton	1,549	Lake	3,218	Newton	1,329	Porter	213	

District 11	Democratic	Votes
--------------------	-------------------	--------------

Patricia A. (Pat) McQuade		4,155 *		
Elkhart	1,240	St. Joseph	2,915	

District 11	Republican	Votes
--------------------	-------------------	--------------

Joe Zakas		4,790 *		
Elkhart	2,749	St. Joseph	2,041	

District 14	Republican	Votes
--------------------	-------------------	--------------

Dennis K. Kruse		11,240 *				
Allen	6,566	DeKalb	3,684	Steuben	990	

District 15	Democratic	Votes
--------------------	-------------------	--------------

R. Michael (Mike) Bynum		2,813 *
Allen	2,813	

District 15	Republican	Votes
--------------------	-------------------	--------------

Thomas J. Wyss		6,135 *
Allen	6,135	

Election Report - State of Indiana

State Senator

District 17	Republican	Votes
--------------------	-------------------	--------------

Gary Dillon							13,074 *		
Allen	483	Grant	1,513	Huntington	3,722	Kosciusko	501	Wabash	3,675
Whitley	3,180								

District 19	Republican	Votes
--------------------	-------------------	--------------

David C. Ford							8,764 *		
Adams	1,614	Allen	490	Blackford	830	Grant	2,874	Wells	2,956

District 21	Republican	Votes
--------------------	-------------------	--------------

Jeff Drozda							11,009 *		
Boone	2,531	Hamilton	2,798	Howard	3,681	Tipton	1,999		

District 22	Democratic	Votes
--------------------	-------------------	--------------

Dave Vorbeck							2,057 *		
Tippecanoe	2,057								

District 22	Republican	Votes
--------------------	-------------------	--------------

Ron Alting							8,033 *		
Tippecanoe	8,033								

District 23	Republican	Votes
--------------------	-------------------	--------------

Philip L. (Phil) Boots							5,661 *		
Boone	690	Clinton	500	Fountain	762	Hendricks	84	Montgomery	3,476
Warren	149								

James R. Detamore							4,759		
Boone	2,223	Clinton	852	Fountain	527	Hendricks	135	Montgomery	939
Warren	83								

Susan B. McGrady							2,966		
Boone	371	Clinton	395	Fountain	1,090	Hendricks	136	Montgomery	821
Warren	153								

Richard (Dick) Thompson							5,250		
Boone	1,305	Clinton	797	Fountain	696	Hendricks	1,138	Montgomery	1,161
Warren	153								

District 25	Democratic	Votes
--------------------	-------------------	--------------

Tim Lanane							10,657 *		
Madison	10,657								

District 25	Republican	Votes
--------------------	-------------------	--------------

Dan Dykes							6,740 *		
Madison	6,740								

Election Report - State of Indiana

State Senator

<i>District 26</i>	<i>Democratic</i>	<i>Votes</i>
Lewis R. Coulter		3,081
Delaware 3,044	Madison 37	
Sue Errington		4,577 *
Delaware 4,508	Madison 69	
Steven L. Graves		3,461
Delaware 3,419	Madison 42	
<i>District 26</i>	<i>Republican</i>	<i>Votes</i>
Andrew Stillman Phipps		5,834 *
Delaware 5,782	Madison 52	
<i>District 27</i>	<i>Republican</i>	<i>Votes</i>
Allen E. Paul		7,424 *
Jay 1,638	Randolph 2,263	Wayne 3,523
R. Bruce Wissel		5,948
Jay 1,034	Randolph 1,412	Wayne 3,502
<i>District 29</i>	<i>Republican</i>	<i>Votes</i>
Mike Delph		6,071 *
Hamilton 2,190	Marion 3,881	
<i>District 31</i>	<i>Democratic</i>	<i>Votes</i>
Russell Brown		3,518 *
Marion 3,518		
<i>District 31</i>	<i>Republican</i>	<i>Votes</i>
James W. Merritt, Jr.		5,238 *
Marion 5,238		
<i>District 38</i>	<i>Democratic</i>	<i>Votes</i>
Timothy D. (Tim) Skinner		14,755 *
Parke 779	Vermillion 2,890	Vigo 10,929
		Warren 157
<i>District 39</i>	<i>Democratic</i>	<i>Votes</i>
Steven M. Thais		7,966 *
Clay 385	Daviess 147	Greene 1,058
Sullivan 1,897	Vigo 2,086	Knox 2,033
		Owen 360
<i>District 39</i>	<i>Republican</i>	<i>Votes</i>
John M. Waterman		5,852 *
Clay 464	Daviess 701	Greene 1,863
Sullivan 681	Vigo 700	Knox 1,164
		Owen 279

Election Report - State of Indiana

State Senator

District 41	Democratic	Votes
--------------------	-------------------	--------------

Terry Coriden				3,383 *
Bartholomew	2,580	Johnson	803	

District 41	Republican	Votes
--------------------	-------------------	--------------

Robert D. Garton				6,481
Bartholomew	4,351	Johnson	2,130	
Greg Walker				7,092 *
Bartholomew	4,325	Johnson	2,767	

District 43	Democratic	Votes
--------------------	-------------------	--------------

Lane A. Siekman				4,199 *
Dearborn	982	Franklin	530	
Union	420	Jennings	1,167	
		Ohio	266	
		Ripley	834	

District 43	Republican	Votes
--------------------	-------------------	--------------

Johnny Nugent				12,039 *
Dearborn	3,469	Franklin	2,047	
Union	1,182	Jennings	1,988	
		Ohio	1,058	
		Ripley	2,295	

District 45	Democratic	Votes
--------------------	-------------------	--------------

James (Jim) Lewis				11,658 *
Clark	4,906	Jackson	271	
Switzerland	982	Washington	311	
		Jefferson	2,663	
		Jennings	423	
		Scott	2,102	
Steve Meyer				6,831
Clark	3,280	Jackson	175	
Switzerland	269	Washington	147	
		Jefferson	1,044	
		Jennings	196	
		Scott	1,720	

District 45	Republican	Votes
--------------------	-------------------	--------------

Floyd Coates				3,447 *
Clark	1,195	Jackson	200	
Switzerland	299	Washington	251	
		Jefferson	775	
		Jennings	372	
		Scott	355	

District 46	Democratic	Votes
--------------------	-------------------	--------------

Connie Weigleb Sipes				9,661 *
Clark	4,435	Floyd	5,226	

District 46	Republican	Votes
--------------------	-------------------	--------------

Ryan Bergman				3,017 *
Clark	837	Floyd	2,180	

District 47	Democratic	Votes
--------------------	-------------------	--------------

Richard D. Young, Jr.				13,406 *
Crawford	1,970	Dubois	1,422	
Warrick	1,114	Washington	250	
		Harrison	4,399	
		Perry	3,254	
		Spencer	997	

District 47	Republican	Votes
--------------------	-------------------	--------------

Brian C. Thomas				4,469 *
Crawford	394	Dubois	255	
Warrick	711	Washington	218	
		Harrison	1,884	
		Perry	281	
		Spencer	726	

Election Report - State of Indiana

State Senator

District 48	Democratic	Votes
--------------------	-------------------	--------------

Lindel O. Hume								8,911 *	
Daviess	441	Dubois	2,192	Gibson	1,638	Greene	852	Knox	699
Martin	1,462	Orange	226	Pike	1,401				

District 49	Democratic	Votes
--------------------	-------------------	--------------

Bob Deig								3,846 *
Gibson	81	Posey	2,228	Vanderburgh	1,537			
Paul O. Swanson								1,854
Gibson	68	Posey	1,053	Vanderburgh	733			
Kevin Winternheimer								2,227
Gibson	93	Posey	726	Vanderburgh	1,408			

District 49	Republican	Votes
--------------------	-------------------	--------------

George R. Postlethweight								2,238 *
Gibson	72	Posey	481	Vanderburgh	1,685			

Election Report - State of Indiana

State Representative

<i>District 1</i>	<i>Democratic</i>	<i>Votes</i>
Linda C. Lawson		2,787 *
Lake 2,787		
Ron Tabaczynski		2,436
Lake 2,436		
<i>District 1</i>	<i>Republican</i>	<i>Votes</i>
Wes Miller		972 *
Lake 972		
<i>District 2</i>	<i>Democratic</i>	<i>Votes</i>
Earl L. Harris		5,384 *
Lake 5,384		
Drake Morris		1,919
Lake 1,919		
<i>District 3</i>	<i>Democratic</i>	<i>Votes</i>
Charlie Brown		4,152 *
Lake 3,401 Porter 751		
McKenya Dilworth		1,885
Lake 1,585 Porter 300		
Herbert (Herb) Smith, Jr.		2,484
Lake 2,198 Porter 286		
<i>District 3</i>	<i>Republican</i>	<i>Votes</i>
Willie L. Brown		1,195 *
Lake 113 Porter 1,082		
<i>District 4</i>	<i>Republican</i>	<i>Votes</i>
Ralph Donald Ayres		3,529 *
Jasper 154 Lake 348 Porter 3,027		
<i>District 5</i>	<i>Democratic</i>	<i>Votes</i>
Craig R. Fry		2,579 *
Elkhart 483 St. Joseph 2,096		
<i>District 5</i>	<i>Republican</i>	<i>Votes</i>
Jeremy Hiler		1,291 *
Elkhart 314 St. Joseph 977		
<i>District 6</i>	<i>Democratic</i>	<i>Votes</i>
B. Patrick Bauer		3,083 *
St. Joseph 3,083		
<i>District 6</i>	<i>Republican</i>	<i>Votes</i>
Kevin Mitschelen		851 *
St. Joseph 851		

Election Report - State of Indiana

State Representative

District 7	Democratic	Votes
David L. Niezgodski		3,492 *
St. Joseph	3,492	

District 8	Democratic	Votes
Ryan M. Dvorak		4,245 *
St. Joseph	4,245	
Dorothy Snyder		356
St. Joseph	356	

District 9	Democratic	Votes
Scott D. Pelath		4,687 *
La Porte	4,687	

District 10	Democratic	Votes
Duane Cheney		3,653 *
Porter	3,653	

District 10	Republican	Votes
Pamela M. Buhman		1,753 *
Porter	1,753	

District 11	Democratic	Votes
Dan C. Stevenson, Sr.		4,462 *
Lake	4,462	

District 12	Democratic	Votes
Alicia Lopez-Rodriguez		2,382
Lake	2,382	
Mara Candelaria Reardon		2,870 *
Lake	2,870	
Hilda Rodriguez		450
Lake	450	

District 13	Democratic	Votes
Chester F. Dobis		4,850 *
Lake	4,850	

District 14	Democratic	Votes
Vernon G. Smith		6,992 *
Lake	6,992	

Election Report - State of Indiana

State Representative

District 14	Republican	Votes
--------------------	-------------------	--------------

Catherine Campbell		231 *
Lake 231		

District 15	Democratic	Votes
--------------------	-------------------	--------------

John Anthony, Malan		921
Benton 51 Lake 576 Newton 93 White 201		
Myron M. Sutton		1,590 *
Benton 102 Lake 695 Newton 516 White 277		

District 15	Republican	Votes
--------------------	-------------------	--------------

Art Anderson		2,741
Benton 1,000 Lake 268 Newton 416 White 1,057		
Donald J. Lehe		4,413 *
Benton 1,375 Lake 721 Newton 1,065 White 1,252		

District 16	Republican	Votes
--------------------	-------------------	--------------

Eric A. Gutwein		5,840 *
Cass 674 Fulton 892 Jasper 2,228 Pulaski 448 White 1,598		

District 17	Democratic	Votes
--------------------	-------------------	--------------

Nancy Dembowski		3,468 *
La Porte 331 Marshall 862 Starke 2,275		

District 17	Republican	Votes
--------------------	-------------------	--------------

Steve Heim		3,051 *
La Porte 175 Marshall 2,015 Starke 861		

District 18	Republican	Votes
--------------------	-------------------	--------------

David A. Wolkins		5,719 *
Elkhart 970 Kosciusko 4,240 LaGrange 509		

District 19	Democratic	Votes
--------------------	-------------------	--------------

Robert Daniel Kuzman		4,414 *
Lake 3,252 Newton 231 Porter 931		

District 19	Republican	Votes
--------------------	-------------------	--------------

Eric Hammond		1,616 *
Lake 1,195 Newton 77 Porter 344		
T. J. Wigmore		716
Lake 532 Newton 51 Porter 133		

Election Report - State of Indiana

State Representative

<i>District 20</i>	<i>Democratic</i>						<i>Votes</i>
Andrea L. Renner							2,203 *
Jasper	56	La Porte	1,845	Porter	24	Pulaski	278
Howard M. Smith							1,762
Jasper	82	La Porte	1,347	Porter	13	Pulaski	320
<i>District 20</i>	<i>Republican</i>						<i>Votes</i>
Mary Kay Budak							1,792
Jasper	139	La Porte	1,015	Porter	78	Pulaski	560
Tom Dermody							4,467 *
Jasper	196	La Porte	3,036	Porter	98	Pulaski	1,137
<i>District 21</i>	<i>Democratic</i>						<i>Votes</i>
Robert Kovach							1,882 *
Elkhart	862	St. Joseph	1,020				
<i>District 21</i>	<i>Republican</i>						<i>Votes</i>
Jackie Walorski							2,522 *
Elkhart	1,806	St. Joseph	716				
<i>District 22</i>	<i>Democratic</i>						<i>Votes</i>
Allen Lee Dunnagan							417
Kosciusko	136	Wabash	281				
Larry E. Rensberger							671 *
Kosciusko	303	Wabash	368				
<i>District 22</i>	<i>Republican</i>						<i>Votes</i>
William J. (Bill) Ruppel							6,005 *
Kosciusko	2,378	Wabash	3,627				
<i>District 23</i>	<i>Democratic</i>						<i>Votes</i>
J. Christopher Rahe							1,151 *
Elkhart	68	Fulton	41	Kosciusko	159	Marshall	145
						Miami	738
<i>District 23</i>	<i>Republican</i>						<i>Votes</i>
William C. Friend							3,947 *
Elkhart	437	Fulton	112	Kosciusko	1,014	Marshall	691
						Miami	1,693
<i>District 24</i>	<i>Republican</i>						<i>Votes</i>
Richard (Rick) Eller							3,331
Carroll	1,568	Cass	1,617	Miami	74	White	72
Richard W. (Rich) McClain							3,859 *
Carroll	1,721	Cass	1,813	Miami	156	White	169
<i>District 25</i>	<i>Democratic</i>						<i>Votes</i>
Jeb Bardon							1,657 *
Marion	1,657						

Election Report - State of Indiana

State Representative

District 26	Democratic	Votes
--------------------	-------------------	--------------

Joe Micon				1,147 *
Tippecanoe	1,093	Warren	54	

District 26	Republican	Votes
--------------------	-------------------	--------------

Connie Basham				3,274 *
Tippecanoe	3,074	Warren	200	

District 27	Democratic	Votes
--------------------	-------------------	--------------

Sheila J. Klinker				1,418 *
Tippecanoe	1,418			

District 28	Republican	Votes
--------------------	-------------------	--------------

Jeffrey A. Thompson				8,566 *	
Boone	4,039	Hendricks	3,374	Montgomery	1,153

District 29	Democratic	Votes
--------------------	-------------------	--------------

Greg Marchant				852 *
Hamilton	765	Hancock	87	

District 29	Republican	Votes
--------------------	-------------------	--------------

Kathy Kreag Richardson				6,238 *
Hamilton	5,880	Hancock	358	

District 30	Democratic	Votes
--------------------	-------------------	--------------

Ron Herrell				2,947 *
Howard	2,947			

District 30	Republican	Votes
--------------------	-------------------	--------------

John Smith				2,700 *
Howard	2,700			

District 31	Democratic	Votes
--------------------	-------------------	--------------

Larry R. Hile				2,559 *
Blackford	1,045	Grant	1,514	

District 31	Republican	Votes
--------------------	-------------------	--------------

Timothy W. Harris				4,078 *
Blackford	773	Grant	3,305	

District 32	Republican	Votes
--------------------	-------------------	--------------

P. Eric Turner				6,760 *					
Grant	2,821	Hamilton	960	Howard	633	Miami	650	Tipton	1,696

Election Report - State of Indiana

State Representative

District 33		Democratic				Votes
Ron Liggett						3,719 *
Delaware	1,699	Jay	1,284	Randolph	736	
District 33		Republican				Votes
Bill J. Davis						5,736 *
Delaware	1,030	Jay	2,307	Randolph	2,399	
District 34		Democratic				Votes
Dennis A. Tyler						4,064 *
Delaware	4,064					
District 34		Republican				Votes
Adrian Leavell						1,776 *
Delaware	1,776					
District 35		Democratic				Votes
Lee Ann Mengelt						4,155 *
Delaware	2,704	Hamilton	73	Madison	1,266	Tipton 112
District 35		Republican				Votes
L. Jack Lutz						5,203 *
Delaware	2,825	Hamilton	565	Madison	1,283	Tipton 530
District 36		Democratic				Votes
Terri J. Austin						4,984 *
Hamilton	54	Madison	4,930			
District 36		Republican				Votes
Francie Pyburn Metzger						3,185 *
Hamilton	305	Madison	2,880			
District 37		Democratic				Votes
Scott E. Reske						5,037 *
Madison	5,037					
District 38		Republican				Votes
James (Jim) R. Buck						6,771 *
Boone	890	Clinton	3,287	Hamilton	639	Howard 1,955
District 39		Democratic				Votes
Savail Majid						227
Hamilton	227					
Rusty Skoog						545 *
Hamilton	545					

Election Report - State of Indiana

State Representative

<i>District 39</i>	<i>Republican</i>	<i>Votes</i>
Jerry Torr		5,758 *
Hamilton	5,758	

<i>District 40</i>	<i>Republican</i>	<i>Votes</i>
Dave Berryman		1,586
Hendricks	1,586	
Jon Marquess		370
Hendricks	370	
Matthew D. (Matt) Whetstone		5,373 *
Hendricks	5,373	

<i>District 41</i>	<i>Republican</i>	<i>Votes</i>
Tim Brown		7,447 *
Montgomery	4,326	
Parke	241	
Tippecanoe	2,880	

<i>District 42</i>	<i>Democratic</i>	<i>Votes</i>
F. Dale Grubb		5,759 *
Fountain	624	
Parke	545	
Vermillion	3,106	
Vigo	1,270	
Warren	214	

<i>District 42</i>	<i>Republican</i>	<i>Votes</i>
Jeffrey McCoy		4,878 *
Fountain	2,312	
Parke	1,177	
Vermillion	364	
Vigo	140	
Warren	885	

<i>District 43</i>	<i>Democratic</i>	<i>Votes</i>
Clyde Kersey		7,563 *
Clay	182	
Vigo	7,381	

<i>District 43</i>	<i>Republican</i>	<i>Votes</i>
Bobbi Ann McPeak		1,152 *
Clay	116	
Vigo	1,036	

<i>District 44</i>	<i>Republican</i>	<i>Votes</i>
Andrew P. Thomas		3,826 *
Clay	990	
Parke	616	
Putnam	2,163	
Vigo	57	

<i>District 45</i>	<i>Democratic</i>	<i>Votes</i>
Mike Bledsoe		4,961 *
Daviss	130	
Greene	752	
Knox	922	
Sullivan	2,192	
Vigo	965	

<i>District 45</i>	<i>Republican</i>	<i>Votes</i>
Bruce Alan Borders		3,663 *
Daviss	800	
Greene	1,459	
Knox	560	
Sullivan	665	
Vigo	179	

Election Report - State of Indiana

State Representative

District 46	Democratic				Votes
Vern Tincher					5,703 *
Clay	569	Monroe	146	Owen	1,620
		Vigo	3,368		

District 46	Republican				Votes
Reid Dallas					2,122 *
Clay	405	Monroe	141	Owen	913
		Vigo	663		

District 47	Republican				Votes
Ralph M. Foley					4,189 *
Hendricks	171	Johnson	309	Morgan	3,686
		Owen	23		
Mark A. Meadows					2,042
Hendricks	94	Johnson	122	Morgan	1,821
		Owen	5		

District 48	Democratic				Votes
John P. Hardy					1,788 *
Elkhart	1,480	St. Joseph	308		

District 48	Republican				Votes
Timothy Neese					2,863 *
Elkhart	2,557	St. Joseph	306		
Lorell Nihart					1,169
Elkhart	1,075	St. Joseph	94		

District 49	Republican				Votes
John D. Ulmer					3,496 *
Elkhart	3,496				

District 50	Republican				Votes
Daniel (Dan) Leonard					5,884 *
Huntington	3,650	Whitley	2,234		

District 51	Democratic				Votes
Joe Rauen					1,086 *
DeKalb	442	Steuben	644		

District 51	Republican				Votes
Richard A. (Dick) Dodge					4,518 *
DeKalb	2,007	Steuben	2,511		

District 52	Democratic				Votes
Dennis Rorick					1,470 *
DeKalb	233	LaGrange	452	Noble	785

Election Report - State of Indiana

State Representative

<i>District 52</i>	<i>Republican</i>	<i>Votes</i>
Marlin A. Stutzman		4,447 *
DeKalb 481	LaGrange 2,174	Noble 1,792

<i>District 53</i>	<i>Republican</i>	<i>Votes</i>
Robert W. (Bob) Cherry		8,745 *
Hancock 7,773	Rush 566	Shelby 406

<i>District 54</i>	<i>Democratic</i>	<i>Votes</i>
David G. Sadler		2,087 *
Henry 1,353	Randolph 185	Wayne 549

<i>District 54</i>	<i>Republican</i>	<i>Votes</i>
Thomas E. (Tom) Saunders		7,740 *
Henry 4,138	Randolph 828	Wayne 2,774

<i>District 55</i>	<i>Democratic</i>	<i>Votes</i>
Dale E. Lanning		2,891 *
Dearborn 157	Fayette 1,857	Franklin 301
	Union 475	Wayne 101

<i>District 55</i>	<i>Republican</i>	<i>Votes</i>
T. Scott Bevington		2,584
Dearborn 456	Fayette 1,147	Franklin 447
	Union 251	Wayne 283
Tom Knollman		3,241 *
Dearborn 672	Fayette 523	Franklin 663
	Union 1,067	Wayne 316

<i>District 56</i>	<i>Democratic</i>	<i>Votes</i>
Phillip Pflum		2,076 *
Henry 1,044	Wayne 1,032	

<i>District 57</i>	<i>Democratic</i>	<i>Votes</i>
J.D. Lux		1,802 *
Bartholomew 655	Shelby 1,147	

<i>District 57</i>	<i>Republican</i>	<i>Votes</i>
Edward F. Dundas		142
Bartholomew 68	Shelby 74	
Sean R. Eberhart		3,478 *
Bartholomew 1,234	Shelby 2,244	
Karen A. Frazier		1,469
Bartholomew 685	Shelby 784	
Rob Nolley		1,585
Bartholomew 191	Shelby 1,394	
Marvin V. Pavlov		207
Bartholomew 117	Shelby 90	

Election Report - State of Indiana

State Representative

District 58	Democratic	Votes
--------------------	-------------------	--------------

Greg Turley		1,017 *
Johnson	1,017	

District 58	Republican	Votes
--------------------	-------------------	--------------

Woody Burton		3,846 *
Johnson	3,846	
Ronald (Ron) West		2,553
Johnson	2,553	

District 59	Democratic	Votes
--------------------	-------------------	--------------

Gary J. Bell		1,457 *
Bartholomew	1,093	
Johnson	364	

District 59	Republican	Votes
--------------------	-------------------	--------------

Milo Smith		5,136 *
Bartholomew	3,380	
Johnson	1,756	

District 60	Democratic	Votes
--------------------	-------------------	--------------

Peggy Welch		3,129 *
Brown	107	
Greene	56	
Monroe	2,966	

District 61	Democratic	Votes
--------------------	-------------------	--------------

Matt Pierce		2,854 *
Monroe	2,854	

District 61	Republican	Votes
--------------------	-------------------	--------------

Adrienne Dunlap		1,275 *
Monroe	1,275	

District 62	Democratic	Votes
--------------------	-------------------	--------------

Jerry L. Denbo		3,545 *
Greene	1,639	
Lawrence	535	
Martin	486	
Orange	644	
Washington	241	

District 62	Republican	Votes
--------------------	-------------------	--------------

Donald O. Patton		4,147 *
Greene	719	
Lawrence	1,279	
Martin	169	
Orange	1,846	
Washington	134	
Gale Edward Timberlake II		1,701
Greene	369	
Lawrence	584	
Martin	52	
Orange	633	
Washington	63	

District 63	Democratic	Votes
--------------------	-------------------	--------------

Dave Crooks		4,764 *
Daviess	593	
Dubois	2,134	
Martin	1,281	
Pike	756	

District 63	Republican	Votes
--------------------	-------------------	--------------

Ron Arnold		2,130 *
Daviess	1,200	
Dubois	376	
Martin	235	
Pike	319	

Election Report - State of Indiana

State Representative

District 64		Democratic				Votes
Kreg Battles 3,755 *						
Daviess	12	Gibson	1,373	Knox	1,889	Pike 481
District 64		Republican				Votes
Troy Woodruff 2,027 *						
Daviess	100	Gibson	630	Knox	819	Pike 478
District 65		Republican				Votes
Eric A. Koch 6,747 *						
Bartholomew	1,050	Brown	1,443	Jackson	704	Lawrence 3,550
District 66		Democratic				Votes
Terry Goodin 8,051 *						
Clark	2,222	Jackson	3,335	Jennings	105	Scott 2,389
District 67		Republican				Votes
Cleo Duncan 6,497 *						
Decatur	2,661	Franklin	413	Ripley	1,602	Rush 1,821
District 68		Democratic				Votes
Robert J. Bischoff 3,329 *						
Dearborn	1,098	Franklin	556	Ohio	309	Ripley 246 Switzerland 1,120
District 68		Republican				Votes
Bill Ullrich 4,664 *						
Dearborn	1,891	Franklin	1,141	Ohio	915	Ripley 424 Switzerland 293
District 69		Democratic				Votes
David Cheatham 5,338 *						
Jefferson	2,995	Jennings	2,268	Ripley	75	
District 69		Republican				Votes
Billy Bright 3,249 *						
Jefferson	954	Jennings	2,167	Ripley	128	
Brent Mullikin 643						
Jefferson	138	Jennings	476	Ripley	29	
District 70		Democratic				Votes
Paul J. Robertson 7,202 *						
Clark	1,999	Floyd	744	Harrison	4,459	
District 70		Republican				Votes
Christopher L. Byrd 2,740 *						
Clark	442	Floyd	349	Harrison	1,949	

Election Report - State of Indiana

State Representative

<i>District 71</i>	<i>Democratic</i>	<i>Votes</i>
Carlene Bottorff		4,062
Clark	4,062	
James R. McClure Jr.		275
Clark	275	
Steven R. Stemler		4,207 *
Clark	4,207	

<i>District 71</i>	<i>Republican</i>	<i>Votes</i>
Greg Marquart		309
Clark	309	
Joe Theobald		978 *
Clark	978	

<i>District 72</i>	<i>Democratic</i>	<i>Votes</i>
William C. Cochran		4,549 *
Clark	83	
Floyd	4,466	

<i>District 73</i>	<i>Democratic</i>	<i>Votes</i>
Dennie Oxley		7,812 *
Clark	309	
Crawford	2,050	
Dubois	534	
Harrison	91	
Jackson	651	
Perry	733	
Scott	1,014	
Washington	2,430	

<i>District 74</i>	<i>Democratic</i>	<i>Votes</i>
Russ Stilwell		5,732 *
Dubois	977	
Perry	2,458	
Spencer	729	
Warrick	1,568	

<i>District 74</i>	<i>Republican</i>	<i>Votes</i>
Steven McBrian		1,672 *
Dubois	197	
Perry	170	
Spencer	499	
Warrick	806	

<i>District 75</i>	<i>Democratic</i>	<i>Votes</i>
Dennis T. Avery		1,992 *
Gibson	140	
Vanderburgh	1,610	
Warrick	242	

<i>District 76</i>	<i>Democratic</i>	<i>Votes</i>
W. Trent VanHaften		4,996 *
Gibson	25	
Posey	3,677	
Vanderburgh	1,294	

<i>District 77</i>	<i>Democratic</i>	<i>Votes</i>
Phil Hoy		2,146 *
Vanderburgh	1,971	
Warrick	175	

Election Report - State of Indiana

State Representative

<i>District 77</i>	<i>Republican</i>	<i>Votes</i>
Andrew G. Smith		1,622 *
Vanderburgh 1,376	Warrick 246	
District 78		Votes
Suzanne Crouch		4,032 *
Spencer 195	Vanderburgh 2,354	Warrick 1,483
Jonathan A. (Jon) Fulton		2,401
Spencer 97	Vanderburgh 1,339	Warrick 965
District 79		Votes
Michael A. Ripley		3,746 *
Adams 1,688	Allen 1,790	Wells 268
District 80		Votes
Phil GiaQuinta		1,436 *
Allen 1,436		
Geoff Paddock		1,022
Allen 1,022		
District 80		Votes
Kevin Howell		1,319 *
Allen 1,319		
District 81		Votes
Winfield C. Moses, Jr.		1,881 *
Allen 1,881		
District 82		Votes
Jeff Espich		5,940 *
Allen 3,131	Grant 162	Wells 2,647
District 83		Votes
Matthew (Matt) Bell		3,984 *
Allen 2,248	Noble 1,045	Whitley 691
District 84		Votes
Mark Wehrle		1,388 *
Allen 1,388		
District 84		Votes
Randy L. Borrer		4,182 *
Allen 4,182		

Election Report - State of Indiana

State Representative

District 85	Republican	Votes
--------------------	-------------------	--------------

Phyllis J. Pond				4,631 *
Allen	4,311	DeKalb	320	
Denny Worman				2,596
Allen	2,333	DeKalb	263	

District 86	Democratic	Votes
--------------------	-------------------	--------------

David Orentlicher				3,752 *
Hamilton	196	Marion	3,556	

District 86	Republican	Votes
--------------------	-------------------	--------------

Kathryn A. Densborn				3,384 *
Hamilton	893	Marion	2,491	

District 87	Democratic	Votes
--------------------	-------------------	--------------

Todd S. DeGroff				711	
Boone	86	Hamilton	181	Marion	444
Leona Glazebrooks				1,043 *	
Boone	120	Hamilton	185	Marion	738

District 87	Republican	Votes
--------------------	-------------------	--------------

Cindy Noe				6,007 *	
Boone	1,710	Hamilton	2,247	Marion	2,050

District 88	Democratic	Votes
--------------------	-------------------	--------------

Susan Fuldauer				1,549 *
Hamilton	97	Marion	1,452	

District 88	Republican	Votes
--------------------	-------------------	--------------

Brian C. Bosma				4,272 *
Hamilton	624	Marion	3,648	

District 89	Democratic	Votes
--------------------	-------------------	--------------

John F. Barnes				2,071 *
Marion	2,071			

District 89	Republican	Votes
--------------------	-------------------	--------------

Michael A. Batz				785
Marion	785			
Lawrence L. (Larry) Buell				2,538 *
Marion	2,538			

District 90	Democratic	Votes
--------------------	-------------------	--------------

Mark Reynold				1,668 *
Marion	1,668			

Election Report - State of Indiana

State Representative

<i>District 90</i>	<i>Republican</i>	<i>Votes</i>
Brian K. Canter		2,061
Marion 2,061		
Karen D. Cantou		323
Marion 323		
Michael B. Murphy		3,651 *
Marion 3,651		
<i>District 91</i>	<i>Democratic</i>	<i>Votes</i>
Timothy Huber		1,128 *
Hendricks 232 Marion 710 Morgan 186		
<i>District 91</i>	<i>Republican</i>	<i>Votes</i>
Robert W. Behning		3,361 *
Hendricks 1,467 Marion 1,071 Morgan 823		
<i>District 92</i>	<i>Democratic</i>	<i>Votes</i>
Robin Olds		1,848 *
Marion 1,848		
<i>District 92</i>	<i>Republican</i>	<i>Votes</i>
Phillip D. (Phil) Hinkle		3,102 *
Marion 3,102		
<i>District 93</i>	<i>Republican</i>	<i>Votes</i>
David N. Frizzell		5,396 *
Johnson 2,173 Marion 3,223		
<i>District 94</i>	<i>Democratic</i>	<i>Votes</i>
Carolene Mays		3,202 *
Marion 3,202		
<i>District 95</i>	<i>Democratic</i>	<i>Votes</i>
Mae Dickinson		3,687 *
Marion 3,687		
Lewis Peterson		511
Marion 511		
<i>District 95</i>	<i>Republican</i>	<i>Votes</i>
Gary B. Conner		1,169 *
Marion 1,169		
Avachino Reeves		477
Marion 477		

Election Report - State of Indiana

State Representative

<i>District 96</i>	<i>Democratic</i>	<i>Votes</i>
--------------------	-------------------	--------------

Gregory W. Porter 3,986 *
Marion 3,986

<i>District 97</i>	<i>Democratic</i>	<i>Votes</i>
--------------------	-------------------	--------------

Tyler H. Gough 488
Marion 488

Edmund Mahern 1,525 *
Marion 1,525

<i>District 97</i>	<i>Republican</i>	<i>Votes</i>
--------------------	-------------------	--------------

Jon Elrod 1,173 *
Marion 1,173

<i>District 98</i>	<i>Democratic</i>	<i>Votes</i>
--------------------	-------------------	--------------

William A. Crawford 3,270 *
Marion 3,270

Edwin Lewis Jones, Sr. 405
Marion 405

<i>District 99</i>	<i>Democratic</i>	<i>Votes</i>
--------------------	-------------------	--------------

Vanessa J. Summers 4,062 *
Marion 4,062

<i>District 100</i>	<i>Democratic</i>	<i>Votes</i>
---------------------	-------------------	--------------

John J. Day 1,657 *
Marion 1,657

<i>District 100</i>	<i>Republican</i>	<i>Votes</i>
---------------------	-------------------	--------------

John C. Warren Jr. 826 *
Marion 826

Election Report - State of Indiana

Judge of the Circuit Court

<i>Adams (26th Circuit)</i>	<i>Democratic</i>	<i>Votes</i>
Frederick A. Schurger Adams 1,103		1,103 *
<i>Blackford (71st Circuit)</i>	<i>Republican</i>	<i>Votes</i>
Dean A. Young Blackford 802		802 *
<i>Boone (20th Circuit)</i>	<i>Republican</i>	<i>Votes</i>
Steve David Boone 6,775		6,775 *
<i>Brown (88th Circuit)</i>	<i>Democratic</i>	<i>Votes</i>
Judith A. Stewart Brown 1,526		1,526 *
<i>Carroll (74th Circuit)</i>	<i>Republican</i>	<i>Votes</i>
Don Currie Carroll 2,735		2,735 *
<i>Cass (29th Circuit)</i>	<i>Republican</i>	<i>Votes</i>
Robert Leirer Justice Cass 1,473		1,473
Patrick E. McNarny Cass 843		843
Sheryl M. Pherson Cass 1,900		1,900 *
<i>Clay (13th Circuit)</i>	<i>Democratic</i>	<i>Votes</i>
Joseph Dom Trout Clay 2,114		2,114 *
<i>Clay (13th Circuit)</i>	<i>Republican</i>	<i>Votes</i>
Robert Alex Pell Clay 1,615		1,615 *
<i>Clinton (45th Circuit)</i>	<i>Republican</i>	<i>Votes</i>
Linley E. Pearson Clinton 3,486		3,486 *
<i>Decatur (69th Circuit)</i>	<i>Republican</i>	<i>Votes</i>
John A. Westhafer Decatur 2,698		2,698 *

Election Report - State of Indiana
Judge of the Circuit Court

<i>Delaware Ct. 2(46th Cir.)</i>	<i>Democratic</i>	<i>Votes</i>
Richard A. Dailey		8,867 *
Delaware 8,867		
<i>Franklin (37th Circuit)</i>	<i>Republican</i>	<i>Votes</i>
J. Steven Cox		1,882 *
Franklin 1,882		
Troy Christian Werner		1,860
Franklin 1,860		
<i>Gibson (66th Circuit)</i>	<i>Democratic</i>	<i>Votes</i>
J. Robert Kinkle		1,788 *
Gibson 1,788		
<i>Gibson (66th Circuit)</i>	<i>Republican</i>	<i>Votes</i>
Jeff Meade		660 *
Gibson 660		
<i>Grant (48th Circuit)</i>	<i>Republican</i>	<i>Votes</i>
Mark E. Spitzer		6,011 *
Grant 6,011		
<i>Hancock (18th Circuit)</i>	<i>Republican</i>	<i>Votes</i>
Richard D. Culver		7,721 *
Hancock 7,721		
<i>Huntington (56th Circuit)</i>	<i>Republican</i>	<i>Votes</i>
Thomas M. Hakes		3,707 *
Huntington 3,707		
<i>Jackson (40th Circuit)</i>	<i>Democratic</i>	<i>Votes</i>
William (Bill) E. Vance		4,856 *
Jackson 4,856		
<i>Jasper (30th Circuit)</i>	<i>Republican</i>	<i>Votes</i>
John D. Potter		1,979 *
Jasper 1,979		
Earl D. Walton		1,271
Jasper 1,271		

Election Report - State of Indiana

Judge of the Circuit Court

<i>Jay (58th Circuit)</i>	<i>Republican</i>	<i>Votes</i>
Brian D. Hutchison		2,417 *
Jay 2,417		

<i>Jeff. & Switz.(5th Cir.)</i>	<i>Democratic</i>	<i>Votes</i>
Ted R. Todd		3,796 *
Jefferson 2,735 Switzerland 1,061		

<i>Jeff. & Switz.(5th Cir.)</i>	<i>Republican</i>	<i>Votes</i>
Stephen Tesmer		1,109 *
Jefferson 815 Switzerland 294		

<i>Johnson (8th Circuit)</i>	<i>Republican</i>	<i>Votes</i>
K. Mark Loyd		9,929 *
Johnson 9,929		

<i>Kosciusko (54th Circuit)</i>	<i>Republican</i>	<i>Votes</i>
Rex L. Reed		7,680 *
Kosciusko 7,680		

<i>La Porte (32nd Circuit)</i>	<i>Democratic</i>	<i>Votes</i>
Thomas Alevizos		4,152 *
La Porte 4,152		
Donald E. Baugher		1,950
La Porte 1,950		
Kevin B. McGrath		959
La Porte 959		
Robert C. Szilagyi		2,283
La Porte 2,283		

<i>La Porte (32nd Circuit)</i>	<i>Republican</i>	<i>Votes</i>
R. Steven (Steve) Bom Sr.		1,376
La Porte 1,376		
W. Jonathan Forker		2,187 *
La Porte 2,187		
John Lake		1,595
La Porte 1,595		
Thomas J. Rutkowski		1,328
La Porte 1,328		

<i>Madison (50th Circuit)</i>	<i>Democratic</i>	<i>Votes</i>
Christopher A. Cage		4,451
Madison 4,451		
Fredrick R. Spencer		7,887 *
Madison 7,887		

Election Report - State of Indiana

Judge of the Circuit Court

<i>Madison (50th Circuit)</i>	<i>Republican</i>	<i>Votes</i>
Thomas D. Chaille		5,836 *
Madison 5,836		
Bryce D. Owens		2,265
Madison 2,265		
<i>Monroe, Seat 2(10th Cir.)</i>	<i>Republican</i>	<i>Votes</i>
Marc R. Kellams		4,803 *
Monroe 4,803		
<i>Monroe, Div5, Seat3, 10th Cir</i>	<i>Democratic</i>	<i>Votes</i>
Valeri Haughton		3,259 *
Monroe 3,259		
Alphonso (Al) Manns		732
Monroe 732		
Robert T. Miller		2,748
Monroe 2,748		
<i>Monroe, Div5, Seat3, 10th Cir</i>	<i>Republican</i>	<i>Votes</i>
Frances (Francie) Hill		2,651 *
Monroe 2,651		
Herb Kilmer		1,754
Monroe 1,754		
Bret Raper		1,902
Monroe 1,902		
<i>Monroe, Div. 8 (10th Cir.)</i>	<i>Democratic</i>	<i>Votes</i>
Teresa Harper		5,003 *
Monroe 5,003		
<i>Monroe, Div. 8 (10th Cir.)</i>	<i>Republican</i>	<i>Votes</i>
Jeffrey A. Chalfant		4,717 *
Monroe 4,717		
<i>Morgan (15th Circuit)</i>	<i>Republican</i>	<i>Votes</i>
Matthew G. Hanson		5,341 *
Morgan 5,341		
<i>Newton (79th Circuit)</i>	<i>Republican</i>	<i>Votes</i>
Jeryl F. Leach		1,385 *
Newton 1,385		
<i>Owen (78th Circuit)</i>	<i>Democratic</i>	<i>Votes</i>
Frank M. Nardi		1,645 *
Owen 1,645		

Election Report - State of Indiana

Judge of the Circuit Court

<i>Perry (70th Circuit)</i>	<i>Democratic</i>	<i>Votes</i>
Lucy Goffinet		2,934 *
Perry 2,934		
James Abraham McEntarfer		1,619
Perry 1,619		
<i>Pike (83rd Circuit)</i>	<i>Democratic</i>	<i>Votes</i>
Jeffrey Lee Biesterveld		1,361 *
Pike 1,361		
<i>Pike (83rd Circuit)</i>	<i>Republican</i>	<i>Votes</i>
W. Wyatt Rauch		637 *
Pike 637		
Boyd A. Toler		612
Pike 612		
<i>Posey (11th Circuit)</i>	<i>Democratic</i>	<i>Votes</i>
James Marion Redwine		3,342 *
Posey 3,342		
<i>Pulaski (59th Circuit)</i>	<i>Democratic</i>	<i>Votes</i>
Michael Anthony Shurn		699 *
Pulaski 699		
<i>Pulaski (59th Circuit)</i>	<i>Republican</i>	<i>Votes</i>
John A. Kocher		1,535 *
Pulaski 1,535		
<i>Rush (65th Circuit)</i>	<i>Republican</i>	<i>Votes</i>
David E. Northam		2,640 *
Rush 2,640		
<i>Shelby (16th Circuit)</i>	<i>Republican</i>	<i>Votes</i>
Charles D. O'Connor		4,570 *
Shelby 4,570		
<i>Steuben (85th Circuit)</i>	<i>Republican</i>	<i>Votes</i>
Donald Patrick Shively		1,424
Steuben 1,424		
Allen N. Wheat		2,011 *
Steuben 2,011		

Election Report - State of Indiana

Judge of the Circuit Court

<i>Vermillion (47th Circuit)</i>	<i>Democratic</i>	<i>Votes</i>
John L. Asbury		293
Vermillion 293		
Keith L. Johnson		1,491
Vermillion 1,491		
Bruce V. Stengel		2,094 *
Vermillion 2,094		

<i>Wayne (17th Circuit)</i>	<i>Republican</i>	<i>Votes</i>
David Kolger		6,216 *
Wayne 6,216		

<i>Wells (28th Circuit)</i>	<i>Republican</i>	<i>Votes</i>
David L. Hanselman, Sr.		2,886 *
Wells 2,886		

<i>White (39th Circuit)</i>	<i>Republican</i>	<i>Votes</i>
Robert W. Thacker		3,929 *
White 3,929		

Election Report - State of Indiana

Judge of the Superior Court

Bartholomew County, No. 1	Democratic	Votes
Eric Hayes		2,574 *
Bartholomew 2,574		
Bartholomew County, No. 1	Republican	Votes
Chris D. Monroe		5,859 *
Bartholomew 5,859		
David A. Nowak		2,599
Bartholomew 2,599		
Cass County, Court 2	Republican	Votes
Rick Maughmer		3,697 *
Cass 3,697		
Clark County, No. 1	Democratic	Votes
Vicki Carmichael		7,963 *
Clark 7,963		
Jerome F. (Jerry) Jacobi		6,768
Clark 6,768		
Clark County, No. 1	Republican	Votes
Steven P. (Steve) Langdon		2,109 *
Clark 2,109		
Clay County	Democratic	Votes
J. Blaine Akers		2,179 *
Clay 2,179		
Dearborn County, No. 2	Republican	Votes
Sally A. Blankenship		3,152 *
Dearborn 3,152		
DeKalb County, Court 2	Republican	Votes
Monte L. Brown		3,681 *
DeKalb 3,681		
Elkhart County, No. 2	Republican	Votes
Stephen R. Bowers		7,097 *
Elkhart 7,097		
Stephen E. Platt		5,299
Elkhart 5,299		
Elkhart County, No. 6	Republican	Votes
David C. Bonfiglio		10,808 *
Elkhart 10,808		

Election Report - State of Indiana
Judge of the Superior Court

Fulton County	Republican	Votes
Wayne E. Steele		1,050 *
Fulton 1,050		
Grant County, No. 2	Republican	Votes
Randall (Randy) Lee Johnson		5,991 *
Grant 5,991		
Hamilton County, No. 1	Republican	Votes
Steven R. Nation		17,155 *
Hamilton 17,155		
Hamilton County, No. 6	Democratic	Votes
N. Frederick Eggeson		2,282 *
Hamilton 2,282		
Hamilton County, No. 6	Republican	Votes
Gail Bardach		9,615 *
Hamilton 9,615		
William P. Greenaway		8,000
Hamilton 8,000		
Larry Sells		2,435
Hamilton 2,435		
Hendricks County, No. 1	Republican	Votes
Robert W. (Bob) Freese		10,210 *
Hendricks 10,210		
Hendricks County, No. 3	Republican	Votes
Karen M. Love		10,605 *
Hendricks 10,605		
Hendricks County, No. 4	Republican	Votes
Melinda (Lindy) C. Frick		5,342
Hendricks 5,342		
Mark A. Smith		7,212 *
Hendricks 7,212		
Hendricks County, No. 5	Democratic	Votes
Nicholas G. Schmutte		1,745 *
Hendricks 1,745		

Election Report - State of Indiana

Judge of the Superior Court

<i>Hendricks County, No. 5</i>		<i>Republican</i>	<i>Votes</i>
Maureen M. Devlin			2,103
Hendricks	2,103		
Larry R. Hesson			3,406
Hendricks	3,406		
Michael R. (Mike) Jeffries			1,371
Hendricks	1,371		
Scott Knierim			521
Hendricks	521		
Stephenie LeMay-Luken			5,903 *
Hendricks	5,903		

<i>Howard County, No. 2</i>		<i>Republican</i>	<i>Votes</i>
Stephen M. Jessup			4,858 *
Howard	4,858		

<i>Howard County, No. 4</i>		<i>Republican</i>	<i>Votes</i>
George A. Hopkins			4,940 *
Howard	4,940		

<i>Johnson County, No.1</i>		<i>Republican</i>	<i>Votes</i>
Kevin M. Barton			9,629 *
Johnson	9,629		

<i>Lake Co. County Div.,Rm 4</i>		<i>Democratic</i>	<i>Votes</i>
Eduardo Fontanez			6,702
Lake	6,702		
Stanley W. Jablonski			13,908
Lake	13,908		
Jesse M. Villalpando			26,358 *
Lake	26,358		

<i>Lawrence County, No. 1</i>		<i>Democratic</i>	<i>Votes</i>
Michael A. Robbins			1,177 *
Lawrence	1,177		

<i>Lawrence County, No. 1</i>		<i>Republican</i>	<i>Votes</i>
Andrea McCord			4,801 *
Lawrence	4,801		

<i>Madison County, No. 3</i>		<i>Democratic</i>	<i>Votes</i>
Thomas Newman, Jr.			10,805 *
Madison	10,805		

Election Report - State of Indiana

Judge of the Superior Court

Marion County	Democratic	Votes
Lilaberdia Batties		12,333
Marion 12,333		
Linda E. Brown		30,047 *
Marion 30,047		
Tom Carroll		21,557 *
Marion 21,557		
Karen Celestino-Horseman		15,522
Marion 15,522		
Barbara Collins		26,085 *
Marion 26,085		
William R. Fatout		7,300
Marion 7,300		
John F. Hanley		22,937 *
Marion 22,937		
Grant W. Hawkins		23,714 *
Marion 23,714		
Becky Pierson-Treacy		24,186 *
Marion 24,186		
Jose Salinas		20,123 *
Marion 20,123		
Mark D. Stoner		23,164 *
Marion 23,164		
Heather Welch		25,140 *
Marion 25,140		

Marion County	Republican	Votes
Robert R. (Bob) Altice, Jr.		23,235 *
Marion 23,235		
Sheila A. Carlisle		23,927 *
Marion 23,927		
Reuben B. Hill		21,990 *
Marion 21,990		
Michael D. Keele		22,228 *
Marion 22,228		
William (Bill) J. Nelson		22,255 *
Marion 22,255		
Carol J. Orbison		22,686 *
Marion 22,686		
Scherry (SK) Reid		20,895 *
Marion 20,895		
Clark H. Rogers		21,768 *
Marion 21,768		
William E. Young		22,873 *
Marion 22,873		

Marshall County, No. 1	Republican	Votes
Robert O. Bowen		2,983 *
Marshall 2,983		

Election Report - State of Indiana

Judge of the Superior Court

<i>Newton County</i>	<i>Republican</i>	<i>Votes</i>
Daniel J. Molter		1,396 *
Newton 1,396		
<i>Noble County, No. 1</i>	<i>Republican</i>	<i>Votes</i>
Steve Hagen		1,414
Noble 1,414		
Hal Hossinger		595
Noble 595		
Robert E. Kirsch		1,419 *
Noble 1,419		
<i>Porter County, No. 2</i>	<i>Democratic</i>	<i>Votes</i>
William E. Alexa		7,783 *
Porter 7,783		
<i>Porter County, No. 6</i>	<i>Republican</i>	<i>Votes</i>
Jeffrey L. Thode		6,413 *
Porter 6,413		
<i>Pulaski County</i>	<i>Democratic</i>	<i>Votes</i>
Lisa Traylor-Wolff		673 *
Pulaski 673		
<i>Pulaski County</i>	<i>Republican</i>	<i>Votes</i>
Patrick Blankenship		1,722 *
Pulaski 1,722		
<i>Tippecanoe County, No. 6</i>	<i>Republican</i>	<i>Votes</i>
Michael A. Morrissey		9,702 *
Tippecanoe 9,702		
<i>Vigo County, No. 6</i>	<i>Democratic</i>	<i>Votes</i>
R. Steven Johnson		6,506
Vigo 6,506		
Michael J. Lewis		10,187 *
Vigo 10,187		
<i>Vigo County, No. 6</i>	<i>Republican</i>	<i>Votes</i>
James R. (Jim) Walker		2,062 *
Vigo 2,062		
<i>Warrick County, No. 1</i>	<i>Republican</i>	<i>Votes</i>
Keith A. Meier		3,666 *
Warrick 3,666		

Election Report - State of Indiana

Judge of the Superior Court

<i>Warrick County, No. 2</i>	<i>Democratic</i>	<i>Votes</i>
------------------------------	-------------------	--------------

Robert R. Aylsworth		2,610 *
Warrick 2,610		

<i>Wayne County, No. 1</i>	<i>Republican</i>	<i>Votes</i>
----------------------------	-------------------	--------------

P. Thomas Snow		6,096 *
Wayne 6,096		

Election Report - State of Indiana

Judge of the Probate Court

<i>St. Joseph County</i>	<i>Democratic</i>	<i>Votes</i>
Peter J. Nemeth		13,442 *
St. Joseph 13,442		

Election Report - State of Indiana

Prosecuting Attorney

<i>Adams (26th Circuit)</i>	<i>Democratic</i>	<i>Votes</i>
Christopher E. Harvey Adams 1,095		1,095 *
<i>Allen (38th Circuit)</i>	<i>Republican</i>	<i>Votes</i>
Karen Richards Allen 21,084		21,084 *
<i>Bartholomew (9th Circuit)</i>	<i>Republican</i>	<i>Votes</i>
William M. (Bill) Nash Bartholomew 7,023		7,023 *
<i>Benton (76th Circuit)</i>	<i>Republican</i>	<i>Votes</i>
Jud Barce Benton 916		916
William B. Weist Benton 1,626		1,626 *
<i>Blackford (71st Circuit)</i>	<i>Republican</i>	<i>Votes</i>
Kevin N. Basey Blackford 795		795 *
<i>Boone (20th Circuit)</i>	<i>Republican</i>	<i>Votes</i>
Todd J. Meyer Boone 6,570		6,570 *
<i>Brown (88th Circuit)</i>	<i>Democratic</i>	<i>Votes</i>
James R. Oliver Brown 1,295		1,295 *
<i>Brown (88th Circuit)</i>	<i>Republican</i>	<i>Votes</i>
Andrew Szakaly Brown 1,225		1,225 *
<i>Carroll (74th Circuit)</i>	<i>Republican</i>	<i>Votes</i>
Robert T. Ives Carroll 1,279		1,279
Tricia L. Thompson Carroll 2,061		2,061 *
<i>Cass (29th Circuit)</i>	<i>Republican</i>	<i>Votes</i>
Kevin S. Enyeart Cass 3,625		3,625 *

Election Report - State of Indiana

Prosecuting Attorney

<i>Clark (4th Circuit)</i>	<i>Democratic</i>	<i>Votes</i>
Steven D. Stewart Clark 11,129		11,129 *
<i>Clay (13th Circuit)</i>	<i>Republican</i>	<i>Votes</i>
B. Lee Reberger, Jr. Clay 1,624		1,624 *
<i>Clinton (45th Circuit)</i>	<i>Democratic</i>	<i>Votes</i>
Louis D. Evans Clinton 849		849 *
<i>Clinton (45th Circuit)</i>	<i>Republican</i>	<i>Votes</i>
Anthony J. Sommer Clinton 2,015		2,015 *
F. Scott Stuard Clinton 1,692		1,692
<i>Crawford (77th Circuit)</i>	<i>Democratic</i>	<i>Votes</i>
Cheryl Hillenburg Crawford 1,467		1,467 *
Jimmie L. Montgomery Crawford 990		990
<i>Daviess (49th Circuit)</i>	<i>Republican</i>	<i>Votes</i>
G. Byron Overton Daviess 2,264		2,264 *
<i>Dearborn & Ohio(7th Cir.)</i>	<i>Republican</i>	<i>Votes</i>
Aaron Negangard Dearborn 3,168 Ohio 924		4,092 *
<i>Decatur (69th Circuit)</i>	<i>Democratic</i>	<i>Votes</i>
William O. Smith Decatur 525		525 *
<i>DeKalb (75th Circuit)</i>	<i>Republican</i>	<i>Votes</i>
Gregory J. Kenner DeKalb 1,970		1,970
ClaraMary Winebrenner DeKalb 2,481		2,481 *

Election Report - State of Indiana

Prosecuting Attorney

Delaware (46th Circuit)	Democratic	Votes
Mark R. McKinney Delaware 8,860		8,860 *
Delaware (46th Circuit)	Republican	Votes
Mark A. Delgado Delaware 5,336		5,336 *
Dubois (57th Circuit)	Democratic	Votes
Michael A. Fritch Dubois 3,650		3,650 *
Elkhart (34th Circuit)	Republican	Votes
Curtis T. Hill, Jr. Elkhart 11,056		11,056 *
Fayette (73rd Circuit)	Democratic	Votes
Kenneth D. Faw Fayette 1,980		1,980 *
Fayette (73rd Circuit)	Republican	Votes
Cynthia (Cindy) Crispin Fayette 1,258		1,258 *
Floyd (52nd Circuit)	Democratic	Votes
Lee Cotner Floyd 4,722		4,722 *
Floyd (52nd Circuit)	Republican	Votes
Keith Henderson Floyd 2,426		2,426 *
Fountain (61st Circuit)	Republican	Votes
Teryl D. (Terry) Martin Fountain 2,703		2,703 *
Franklin (37th Circuit)	Democratic	Votes
Melvin F. Wilhelm Franklin 928		928 *
Franklin (37th Circuit)	Republican	Votes
Hubert Branstetter Franklin 2,580		2,580 *

Election Report - State of Indiana

Prosecuting Attorney

<i>Fulton (41st Circuit)</i>	<i>Republican</i>	<i>Votes</i>
Richard A. Brown		981 *
Fulton 981		
<i>Gibson (66th Circuit)</i>	<i>Republican</i>	<i>Votes</i>
Robert Krieg		687 *
Gibson 687		
<i>Grant (48th Circuit)</i>	<i>Democratic</i>	<i>Votes</i>
David M. Payne		2,204 *
Grant 2,204		
<i>Grant (48th Circuit)</i>	<i>Republican</i>	<i>Votes</i>
James D. Luttrull Jr.		6,374 *
Grant 6,374		
<i>Greene (63rd Circuit)</i>	<i>Republican</i>	<i>Votes</i>
Jarrold D. Holtsclaw		2,786 *
Greene 2,786		
<i>Hamilton (24th Circuit)</i>	<i>Republican</i>	<i>Votes</i>
Paul Felix		10,529
Hamilton 10,529		
Sonia J. Leerkamp		10,663 *
Hamilton 10,663		
<i>Hancock (18th Circuit)</i>	<i>Republican</i>	<i>Votes</i>
Dean Dobbins		5,257 *
Hancock 5,257		
Brent E. Eaton		3,806
Hancock 3,806		
<i>Harrison (3rd Circuit)</i>	<i>Democratic</i>	<i>Votes</i>
Dennis L. Byrd		4,451 *
Harrison 4,451		
<i>Hendricks (55th Circuit)</i>	<i>Republican</i>	<i>Votes</i>
Patricia Ann Baldwin		11,145 *
Hendricks 11,145		

Election Report - State of Indiana

Prosecuting Attorney

<i>Henry (53rd Circuit)</i>	<i>Republican</i>	<i>Votes</i>
Kit C. Dean Crane		4,697 *
Henry 4,697		
Tony Saunders		2,698
Henry 2,698		
<i>Howard (62nd Circuit)</i>	<i>Republican</i>	<i>Votes</i>
James R. Fleming		4,909 *
Howard 4,909		
<i>Huntington (56th Circuit)</i>	<i>Republican</i>	<i>Votes</i>
Amy C. Richison		3,688 *
Huntington 3,688		
<i>Jackson (40th Circuit)</i>	<i>Democratic</i>	<i>Votes</i>
Alan L. Marshall		4,229 *
Jackson 4,229		
<i>Jackson (40th Circuit)</i>	<i>Republican</i>	<i>Votes</i>
Steve Pierson		1,072
Jackson 1,072		
Richard W. Poynter		2,378 *
Jackson 2,378		
<i>Jasper (30th Circuit)</i>	<i>Republican</i>	<i>Votes</i>
Kathryn B. O'Neill		2,726 *
Jasper 2,726		
<i>Jay (58th Circuit)</i>	<i>Democratic</i>	<i>Votes</i>
Bradley (Brad) Burkett		560
Jay 560		
Robert Clamme		943 *
Jay 943		
<i>Jeff. & Switz. (5th Cir.)</i>	<i>Democratic</i>	<i>Votes</i>
Chad Lewis		1,795 *
Jefferson 1,284 Switzerland 511		
Jason J. Pattison		1,679
Jefferson 1,304 Switzerland 375		
Kristen VandeWater		1,714
Jefferson 1,328 Switzerland 386		
<i>Jennings (86th Circuit)</i>	<i>Democratic</i>	<i>Votes</i>
Gary L. Smith		2,166 *
Jennings 2,166		

Election Report - State of Indiana

Prosecuting Attorney

<i>Jennings (86th Circuit)</i>	<i>Republican</i>	<i>Votes</i>
Brian J. Belding		2,405 *
Jennings 2,405		
<i>Johnson (8th Circuit)</i>	<i>Republican</i>	<i>Votes</i>
Lance Hamner		9,735 *
Johnson 9,735		
<i>Knox (12th Circuit)</i>	<i>Democratic</i>	<i>Votes</i>
John F. Sievers		2,844 *
Knox 2,844		
<i>Kosciusko (54th Circuit)</i>	<i>Republican</i>	<i>Votes</i>
R. Steven Hearn		7,445 *
Kosciusko 7,445		
<i>LaGrange (35th Circuit)</i>	<i>Republican</i>	<i>Votes</i>
Tim J. Cain		1,317
LaGrange 1,317		
Jeffrey W. Wible		2,260 *
LaGrange 2,260		
<i>Lake (31st Circuit)</i>	<i>Democratic</i>	<i>Votes</i>
Bernard A. Carter		41,286 *
Lake 41,286		
<i>Lake (31st Circuit)</i>	<i>Republican</i>	<i>Votes</i>
Douglas (Doug) Grimes		6,437 *
Lake 6,437		
<i>LaPorte (32nd Circuit)</i>	<i>Democratic</i>	<i>Votes</i>
Robert J. Beckman		7,786 *
La Porte 7,786		
<i>Lawrence (81st Circuit)</i>	<i>Republican</i>	<i>Votes</i>
Robert R. Cline		2,279
Lawrence 2,279		
Ray Kern		1,268
Lawrence 1,268		
Michelle L. Woodward		3,278 *
Lawrence 3,278		

Election Report - State of Indiana

Prosecuting Attorney

Madison (50th Circuit)	Democratic	Votes
Thomas Broderick Jr.		10,750 *
Madison 10,750		
Madison (50th Circuit)	Republican	Votes
Rodney Cummings		7,587 *
Madison 7,587		
Marion (19th Circuit)	Democratic	Votes
Melina Kennedy		35,166 *
Marion 35,166		
Marion (19th Circuit)	Republican	Votes
Carl Brizzi		34,758 *
Marion 34,758		
Marshall (72nd Circuit)	Republican	Votes
Curtis D. Palmer		2,623 *
Marshall 2,623		
Martin (90th Circuit)	Democratic	Votes
Mike Steiner		1,557 *
Martin 1,557		
Martin (90th Circuit)	Republican	Votes
Lynne E. Ellis		497 *
Martin 497		
Miami (51st Circuit)	Republican	Votes
Eric D. Huneryager		2,407 *
Miami 2,407		
Monroe (10th Circuit)	Democratic	Votes
Chris Gaal		5,656 *
Monroe 5,656		
Monroe (10th Circuit)	Republican	Votes
Carl A. Salzmann		5,028 *
Monroe 5,028		
Montgomery (22nd Circuit)	Republican	Votes
Joseph R. Buser		5,307 *
Montgomery 5,307		

Election Report - State of Indiana

Prosecuting Attorney

<i>Morgan (15th Circuit)</i>	<i>Republican</i>	<i>Votes</i>
Steven P. Sonnega Morgan 5,631		5,631 *
<i>Newton (79th Circuit)</i>	<i>Republican</i>	<i>Votes</i>
J. Edward Barce Newton 1,405		1,405 *
<i>Noble (33rd Circuit)</i>	<i>Republican</i>	<i>Votes</i>
Steven T. Clouse Noble 3,006		3,006 *
<i>Orange (87th Circuit)</i>	<i>Republican</i>	<i>Votes</i>
Kelly C. Minton Orange 2,596		2,596 *
<i>Owen (78th Circuit)</i>	<i>Republican</i>	<i>Votes</i>
Allan L. Fountain Owen 974		974 *
<i>Parke (68th Circuit)</i>	<i>Republican</i>	<i>Votes</i>
Steve Cvengros Parke 1,724		1,724 *
Michael G. Stites Parke 896		896
<i>Perry (70th Circuit)</i>	<i>Democratic</i>	<i>Votes</i>
Robert L. (Bob) Collins Perry 3,078		3,078 *
<i>Pike (83rd Circuit)</i>	<i>Democratic</i>	<i>Votes</i>
Howard B. Lytton, Jr. Pike 1,115		1,115 *
William R. Wallace Pike 461		461
<i>Pike (83rd Circuit)</i>	<i>Republican</i>	<i>Votes</i>
Darrin E. McDonald Pike 910		910 *
<i>Porter (67th Circuit)</i>	<i>Republican</i>	<i>Votes</i>
Brian T. Gensel Porter 6,475		6,475 *

Election Report - State of Indiana

Prosecuting Attorney

<i>Posey (11th Circuit)</i>	<i>Democratic</i>	<i>Votes</i>
Jodi Uebelhack		3,225 *
Posey 3,225		
<i>Pulaski (59th Circuit)</i>	<i>Republican</i>	<i>Votes</i>
Jeanene Calabrese		1,126
Pulaski 1,126		
Stacey L. Mrak		1,267 *
Pulaski 1,267		
<i>Putnam (64th Circuit)</i>	<i>Republican</i>	<i>Votes</i>
Tim Bookwalter		2,256 *
Putnam 2,256		
<i>Randolph (25th Circuit)</i>	<i>Republican</i>	<i>Votes</i>
David M. Daly		3,209 *
Randolph 3,209		
<i>Ripley (80th Circuit)</i>	<i>Republican</i>	<i>Votes</i>
Richard J. (Ric) Hertel		2,142 *
Ripley 2,142		
<i>Rush (65th Circuit)</i>	<i>Republican</i>	<i>Votes</i>
Paul W. Barada, Jr.		2,475 *
Rush 2,475		
<i>St. Joseph (60th Circuit)</i>	<i>Democratic</i>	<i>Votes</i>
Michael A. Dvorak		14,214 *
St. Joseph 14,214		
<i>St. Joseph (60th Circuit)</i>	<i>Republican</i>	<i>Votes</i>
Gregory Paul Kauffman		5,128 *
St. Joseph 5,128		
<i>Scott (6th Circuit)</i>	<i>Democratic</i>	<i>Votes</i>
Raleigh Campbell, Jr.		1,673
Scott 1,673		
Jason M. Mount		2,183 *
Scott 2,183		

Election Report - State of Indiana

Prosecuting Attorney

<i>Shelby (16th Circuit)</i>	<i>Republican</i>	<i>Votes</i>
R. Kent Apsley Shelby 4,436		4,436 *
<i>Spencer (84th Circuit)</i>	<i>Democratic</i>	<i>Votes</i>
Jon A. Dartt Spencer 998		998 *
<i>Starke (44th Circuit)</i>	<i>Democratic</i>	<i>Votes</i>
Richard (Dick) Ballard Starke 1,890		1,890 *
<i>Starke (44th Circuit)</i>	<i>Republican</i>	<i>Votes</i>
Julianne K. Havens Starke 828		828 *
<i>Steuben (85th Circuit)</i>	<i>Republican</i>	<i>Votes</i>
Thomas E. Wilson Steuben 2,792		2,792 *
<i>Sullivan (14th Circuit)</i>	<i>Democratic</i>	<i>Votes</i>
Robert E. Springer Sullivan 2,666		2,666 *
<i>Tippecanoe (23rd Circuit)</i>	<i>Republican</i>	<i>Votes</i>
Jerry J. Bean Tippecanoe 4,865		4,865
Pat Harrington Tippecanoe 6,788		6,788 *
<i>Tipton (36th Circuit)</i>	<i>Republican</i>	<i>Votes</i>
Ronald C. Byal Tipton 802		802
Jay D. Rich Tipton 2,035		2,035 *
<i>Union (89th Circuit)</i>	<i>Republican</i>	<i>Votes</i>
Ronald L. Jordan Union 1,150		1,150 *
<i>Vanderburgh (1st Circuit)</i>	<i>Democratic</i>	<i>Votes</i>
Stanley M. Levco Vanderburgh 5,859		5,859 *

Election Report - State of Indiana

Prosecuting Attorney

<i>Vanderburgh (1st Circuit)</i>	<i>Republican</i>	<i>Votes</i>
Nicholas Hermann		6,943 *
Vanderburgh 6,943		
<i>Vermillion (47th Circuit)</i>	<i>Democratic</i>	<i>Votes</i>
Nina J. Alexander		2,979 *
Vermillion 2,979		
<i>Vigo (43rd Circuit)</i>	<i>Democratic</i>	<i>Votes</i>
Michael Thomas (Mike Ellis) Ellis		4,280
Vigo 4,280		
Hal Johnston		6,317
Vigo 6,317		
Sarah K. Mullican		6,853 *
Vigo 6,853		
<i>Vigo (43rd Circuit)</i>	<i>Republican</i>	<i>Votes</i>
Terry R. Modesitt		2,287 *
Vigo 2,287		
<i>Wabash (27th Circuit)</i>	<i>Republican</i>	<i>Votes</i>
William C. Hartley, Jr.		3,658 *
Wabash 3,658		
<i>Warren (21st Circuit)</i>	<i>Republican</i>	<i>Votes</i>
John A. Larson		1,447 *
Warren 1,447		
<i>Warrick (2nd Circuit)</i>	<i>Democratic</i>	<i>Votes</i>
Sherry D. Smith		2,259 *
Warrick 2,259		
<i>Warrick (2nd Circuit)</i>	<i>Republican</i>	<i>Votes</i>
Todd Corne		3,597 *
Warrick 3,597		
<i>Washington (42nd Circuit)</i>	<i>Democratic</i>	<i>Votes</i>
Robert G. Hamilton, II		1,580 *
Washington 1,580		
Cynthia L. Winkler		1,424
Washington 1,424		

Election Report - State of Indiana

Prosecuting Attorney

<i>Washington (42nd Circuit)</i>	<i>Republican</i>	<i>Votes</i>
Gregory E. Bekes		584
Washington 584		
Dustin Houchin		1,825 *
Washington 1,825		
<i>Wayne (17th Circuit)</i>	<i>Republican</i>	<i>Votes</i>
Michael (Mike) Shipman		5,656 *
Wayne 5,656		
<i>Wells (28th Circuit)</i>	<i>Republican</i>	<i>Votes</i>
Michael W. Lautzenheiser, Sr.		2,860 *
Wells 2,860		
<i>White (39th Circuit)</i>	<i>Republican</i>	<i>Votes</i>
Robert J. Guy		3,931 *
White 3,931		
<i>Whitley (82nd Circuit)</i>	<i>Republican</i>	<i>Votes</i>
Matthew J. Rentschler		3,031 *
Whitley 3,031		

Election Report - State of Indiana

Small Claims Court Judge

Center Twp., Marion Co.	Democratic	Votes
Michelle Smith Scott		7,187 *
Marion 7,187		
Center Twp., Marion Co.	Republican	Votes
Darla Y. Williams		1,742 *
Marion 1,742		
Decatur Twp., Marion Co.	Republican	Votes
William L. Fisher, Jr.		847 *
Marion 847		
Franklin Twp., Marion Co.	Republican	Votes
John A. Kitley, Jr.		2,712 *
Marion 2,712		
Lawrence Twp., Marion Co.	Democratic	Votes
Stan Hirsch		4,184 *
Marion 4,184		
Lawrence Twp., Marion Co.	Republican	Votes
James A. Joven		4,765 *
Marion 4,765		
Perry Twp., Marion Co.	Democratic	Votes
David E. Lewis		2,323 *
Marion 2,323		
Perry Twp., Marion Co.	Republican	Votes
Robert S. Spear		5,691 *
Marion 5,691		
Pike Twp., Marion Co.	Democratic	Votes
Douglas Stephens		3,501 *
Marion 3,501		
Pike Twp., Marion Co.	Republican	Votes
Jeffrey A. Berg		1,381 *
Marion 1,381		
Barbara Malone		911
Marion 911		
Warren Twp., Marion Co.	Democratic	Votes
Ricardo Rivera		3,135 *
Marion 3,135		

Election Report - State of Indiana

Small Claims Court Judge

<i>Warren Twp., Marion Co.</i>	<i>Republican</i>	<i>Votes</i>
Gary W. Bippus		3,334 *
Marion 3,334		
<i>Washington Twp., Marion Co</i>	<i>Democratic</i>	<i>Votes</i>
Kimberly J. Brown		7,660 *
Marion 7,660		
<i>Washington Twp., Marion Co</i>	<i>Republican</i>	<i>Votes</i>
Carlos F. Lam		5,309 *
Marion 5,309		
<i>Wayne Twp., Marion Co.</i>	<i>Democratic</i>	<i>Votes</i>
Maxine E. King		3,621 *
Marion 3,621		
<i>Wayne Twp., Marion Co.</i>	<i>Republican</i>	<i>Votes</i>
Robert B. Lutz		3,447 *
Marion 3,447		

2006 Primary Election
 Tuesday, May 2, 2006

Primary Election Turnout and Registration

County	Registered Voters	Voters Voting	Turnout	In Person	Absentee	Absentee
Adams	19,759	3,380	17 %	3,153	227	7 %
Allen	229,564	37,833	16 %	35,478	2,355	6 %
Bartholomew	51,247	12,683	25 %	11,865	818	6 %
Benton	6,516	2,762	42 %	2,591	171	6 %
Blackford	9,789	2,249	23 %	2,044	205	9 %
Boone	36,138	8,603	24 %	8,038	565	7 %
Brown	13,463	3,619	27 %	3,315	304	8 %
Carroll	14,419	4,186	29 %	4,014	172	4 %
Cass	21,716	5,592	26 %	4,888	704	13 %
Clark	78,794	18,311	23 %	16,564	1,747	10 %
Clay	19,713	4,992	25 %	4,611	381	8 %
Clinton	22,830	5,269	23 %	4,917	352	7 %
Crawford	9,110	3,078	34 %	2,659	419	14 %
Daviess	19,351	3,999	21 %	3,687	312	8 %
Dearborn	36,691	5,521	15 %	5,313	208	4 %
Decatur	15,039	4,061	27 %	3,624	437	11 %
DeKalb	28,177	6,009	21 %	5,664	345	6 %
Delaware	89,085	18,833	21 %	16,734	2,099	11 %
Dubois	29,289	6,700	23 %	6,348	352	5 %
Elkhart	104,467	18,056	17 %	17,100	965	5 %
Fayette	18,197	4,417	24 %	4,074	343	8 %
Floyd	57,161	9,267	16 %	8,672	595	6 %
Fountain	13,319	3,994	30 %	3,582	412	10 %
Franklin	17,373	4,889	28 %	4,567	322	7 %
Fulton	14,194	2,049	14 %	1,961	88	4 %
Gibson	19,878	2,952	15 %	2,585	367	12 %
Grant	54,096	11,279	21 %	10,495	784	7 %
Greene	17,653	6,938	39 %	6,340	598	9 %
Hamilton	157,018	26,350	17 %	25,183	1,167	4 %
Hancock	46,159	11,168	24 %	10,754	414	4 %
Harrison	29,361	7,659	26 %	7,428	411	5 %
Hendricks	81,667	16,861	21 %	15,936	925	5 %
Henry	33,603	10,614	32 %	9,862	752	7 %
Howard	60,656	10,823	18 %	10,189	634	6 %
Huntington	25,731	5,333	21 %	4,895	438	8 %
Jackson	30,460	9,478	31 %	8,884	594	6 %
Jasper	18,999	4,158	22 %	3,960	198	5 %
Jay	13,856	4,482	32 %	4,026	456	10 %
Jefferson	19,144	5,275	28 %	4,730	545	10 %
Jennings	21,589	5,908	27 %	4,866	1,042	18 %
Johnson	84,266	13,702	16 %	12,955	747	5 %
Knox	26,798	6,316	24 %	5,817	499	8 %
Kosciusko	50,279	10,226	20 %	9,747	479	5 %
LaGrange	15,347	4,272	28 %	4,067	205	5 %
Lake	361,284	71,433	20 %	67,557	3,876	5 %
La Porte	129,084	16,133	12 %	14,635	1,498	9 %
Lawrence	34,275	8,766	26 %	7,459	1,217	14 %

2006 Primary Election
 Tuesday, May 2, 2006

Primary Election Turnout and Registration

County	Registered Voters	Voters Voting	Turnout	In Person	Absentee	Absentee
Madison	87,727	22,123	25 %	19,979	2,144	10 %
Marion	614,583	84,051	14 %	80,379	3,672	4 %
Marshall	32,084	4,926	15 %	4,483	443	9 %
Martin	7,312	2,977	41 %	2,676	301	10 %
Miami	24,787	4,626	19 %	4,288	338	7 %
Monroe	107,231	13,986	13 %	11,678	2,308	17 %
Montgomery	26,594	7,263	27 %	6,871	392	5 %
Morgan	38,711	8,145	21 %	7,213	932	11 %
Newton	10,867	2,810	26 %	2,627	183	7 %
Noble	29,864	4,973	17 %	4,714	259	5 %
Ohio	4,990	1,703	34 %	1,240	463	27 %
Orange	16,043	4,141	26 %	3,786	355	9 %
Owen	3,339	3,339	100 %	3,034	305	9 %
Parke	12,834	3,625	28 %	3,344	281	8 %
Perry	15,259	5,121	34 %	4,414	707	14 %
Pike	10,349	3,074	30 %	2,789	285	9 %
Porter	86,329	17,721	21 %	16,810	911	5 %
Posey	17,317	4,896	28 %	4,501	395	8 %
Pulaski	9,606	3,381	35 %	3,128	253	7 %
Putnam	23,605	3,792	16 %	3,525	267	7 %
Randolph	18,561	5,058	27 %	4,783	275	5 %
Ripley	21,251	3,880	18 %	3,660	220	6 %
Rush	12,596	3,596	29 %	3,322	274	8 %
St. Joseph	183,054	23,219	13 %	21,172	2,047	9 %
Scott	18,202	4,380	24 %	3,697	683	16 %
Shelby	25,112	6,942	28 %	6,376	566	8 %
Spencer	14,653	2,259	15 %	2,023	236	10 %
Starke	18,537	3,966	21 %	3,690	276	7 %
Steuben	23,439	4,303	18 %	4,050	253	6 %
Sullivan	16,080	4,349	27 %	3,920	429	10 %
Switzerland	7,103	1,747	25 %	1,613	134	8 %
Tippecanoe	85,629	15,267	18 %	14,675	592	4 %
Tipton	13,532	3,985	29 %	3,601	384	10 %
Union	6,138	2,019	33 %	1,867	152	8 %
Vanderburgh	124,178	16,133	13 %	14,635	1,498	9 %
Vermillion	12,836	4,434	35 %	4,157	277	6 %
Vigo	79,512	20,266	25 %	18,264	2,002	10 %
Wabash	24,873	6,070	24 %	5,792	278	5 %
Warren	6,453	1,980	31 %	1,803	177	9 %
Warrick	47,749	8,084	17 %	7,603	481	6 %
Washington	18,872	5,720	30 %	5,190	530	9 %
Wayne	51,372	9,754	19 %	9,190	564	6 %
Wells	21,191	4,364	21 %	4,005	359	8 %
White	17,472	5,816	33 %	5,526	290	5 %
Whitley	20,808	5,203	25 %	4,773	430	8 %
	4,375,238	849,945	19 %	788,699	61,345	7 %

Election Report - State of Indiana

United States Senator

Statewide										Votes	
Richard G. Lugar (R)										1,171,553 *	
Adams	7,143	Allen	65,782	Bartholomew	16,544	Benton	2,086	Blackford	2,902	Boone	11,428
Brown	4,181	Carroll	4,859	Cass	8,066	Clark	21,690	Clay	6,597	Clinton	6,076
Crawford	2,318	Daviess	6,193	Dearborn	9,091	Decatur	5,755	DeKalb	7,967	Delaware	21,571
Dubois	9,432	Elkhart	34,342	Fayette	4,704	Floyd	16,941	Fountain	4,267	Franklin	5,061
Fulton	5,493	Gibson	8,395	Grant	13,758	Greene	7,757	Hamilton	49,077	Hancock	13,810
Harrison	9,484	Hendricks	25,216	Henry	10,375	Howard	17,660	Huntington	7,392	Jackson	9,887
Jasper	5,122	Jay	4,850	Jefferson	6,838	Jennings	6,751	Johnson	24,333	Knox	8,764
Kosciusko	15,231	LaGrange	5,063	Lake	47,868	La Porte	18,967	Lawrence	9,404	Madison	25,963
Marion	127,898	Marshall	10,958	Martin	2,765	Miami	6,771	Monroe	21,998	Montgomery	7,639
Morgan	12,254	Newton	2,915	Noble	8,800	Ohio	1,523	Orange	4,503	Owen	4,418
Parke	4,182	Perry	3,916	Pike	3,649	Porter	25,385	Posey	7,636	Pulaski	3,625
Putnam	7,352	Randolph	5,587	Ripley	6,224	Rush	4,340	St. Joseph	52,437	Scott	4,267
Shelby	9,070	Spencer	5,483	Starke	4,560	Steuben	6,728	Sullivan	4,489	Switzerland	1,615
Tippecanoe	25,707	Tipton	4,554	Union	1,913	Vanderburgh	39,898	Vermillion	3,380	Vigo	19,242
Wabash	5,653	Warren	2,211	Warrick	15,038	Washington	6,496	Wayne	10,846	Wells	7,389
White	5,930	Whitley	7,855								
Steve Osborn (L)										168,820	
Adams	743	Allen	7,838	Bartholomew	1,834	Benton	310	Blackford	483	Boone	1,058
Brown	743	Carroll	768	Cass	1,094	Clark	3,358	Clay	987	Clinton	856
Crawford	488	Daviess	586	Dearborn	1,759	Decatur	660	DeKalb	1,258	Delaware	2,740
Dubois	1,007	Elkhart	3,798	Fayette	951	Floyd	2,300	Fountain	671	Franklin	989
Fulton	697	Gibson	969	Grant	1,638	Greene	1,031	Hamilton	4,226	Hancock	1,605
Harrison	1,625	Hendricks	2,841	Henry	1,776	Howard	2,804	Huntington	1,104	Jackson	1,203
Jasper	876	Jay	795	Jefferson	1,150	Jennings	948	Johnson	2,434	Knox	1,290
Kosciusko	1,983	LaGrange	730	Lake	10,575	La Porte	4,773	Lawrence	1,335	Madison	4,294
Marion	15,866	Marshall	1,253	Martin	435	Miami	1,192	Monroe	4,451	Montgomery	948
Morgan	1,720	Newton	647	Noble	1,209	Ohio	378	Orange	605	Owen	650
Parke	512	Perry	640	Pike	511	Porter	5,658	Posey	877	Pulaski	595
Putnam	826	Randolph	799	Ripley	1,117	Rush	506	St. Joseph	6,587	Scott	778
Shelby	1,035	Spencer	699	Starke	1,415	Steuben	1,314	Sullivan	783	Switzerland	463
Tippecanoe	4,535	Tipton	616	Union	336	Vanderburgh	5,474	Vermillion	696	Vigo	3,025
Wabash	855	Warren	325	Warrick	1,748	Washington	1,060	Wayne	2,631	Wells	1,011
White	935	Whitley	1,123								
Mark Pool (W-I)										444	
Adams	3	Allen	28	Bartholomew	8	Benton	0	Blackford	0	Boone	0
Brown	1	Carroll	0	Cass	1	Clark		Clay	4	Clinton	5
Crawford		Daviess		Dearborn	9	Decatur	0	DeKalb	0	Delaware	
Dubois	2	Elkhart	48	Fayette		Floyd		Fountain		Franklin	5
Fulton	1	Gibson	2	Grant		Greene		Hamilton	30	Hancock	
Harrison		Hendricks	15	Henry		Howard	25	Huntington	0	Jackson	4
Jasper	7	Jay		Jefferson		Jennings		Johnson	17	Knox	0
Kosciusko	16	LaGrange		Lake	44	La Porte	0	Lawrence	3	Madison	11
Marion		Marshall	0	Martin		Miami	12	Monroe		Montgomery	2
Morgan		Newton	0	Noble		Ohio		Orange		Owen	
Parke	1	Perry		Pike	1	Porter	52	Posey	0	Pulaski	2
Putnam	4	Randolph	2	Ripley		Rush	2	St. Joseph		Scott	11
Shelby		Spencer	5	Starke		Steuben	1	Sullivan		Switzerland	
Tippecanoe	27	Tipton		Union		Vanderburgh		Vermillion		Vigo	5
Wabash	0	Warren	0	Warrick	9	Washington	17	Wayne	0	Wells	2
White	0	Whitley									

Election Report - State of Indiana

United States Senator

<i>Statewide</i>										<i>Votes</i>	
Jack H. Baldwin (W-D)										294	
Adams	0	Allen	10	Bartholomew	1	Benton	0	Blackford	0	Boone	0
Brown		Carroll	3	Cass	0	Clark		Clay		Clinton	2
Crawford		Daviess	1	Dearborn	2	Decatur	0	DeKalb		Delaware	
Dubois	0	Elkhart	26	Fayette		Floyd		Fountain		Franklin	2
Fulton	0	Gibson		Grant		Greene	28	Hamilton	17	Hancock	
Harrison		Hendricks	0	Henry		Howard		Huntington	0	Jackson	1
Jasper		Jay		Jefferson		Jennings		Johnson	19	Knox	0
Kosciusko	16	LaGrange		Lake	17	La Porte	0	Lawrence	33	Madison	0
Marion		Marshall	0	Martin		Miami	9	Monroe		Montgomery	2
Morgan		Newton	0	Noble		Ohio		Orange		Owen	
Parke		Perry		Pike	2	Porter	38	Posey		Pulaski	
Putnam	4	Randolph	0	Ripley	7	Rush	0	St. Joseph		Scott	3
Shelby	26	Spencer	3	Starke		Steuben	1	Sullivan		Switzerland	
Tippecanoe	12	Tipton		Union		Vanderburgh		Vermillion		Vigo	5
Wabash	0	Warren	0	Warrick	2	Washington	2	Wayne	0	Wells	0
White	0	Whitley									

Election Report - State of Indiana

Secretary of State

Statewide										Votes	
Todd Rokita (R)										835,915 *	
Adams	5,110	Allen	48,911	Bartholomew	12,197	Benton	1,480	Blackford	1,406	Boone	9,845
Brown	2,976	Carroll	3,475	Cass	5,991	Clark	13,736	Clay	4,240	Clinton	4,715
Crawford	1,405	Daviess	4,554	Dearborn	6,804	Decatur	4,267	DeKalb	5,901	Delaware	14,842
Dubois	5,743	Elkhart	25,870	Fayette	3,018	Floyd	11,363	Fountain	2,989	Franklin	3,312
Fulton	3,632	Gibson	5,220	Grant	9,787	Greene	4,991	Hamilton	41,911	Hancock	11,657
Harrison	5,795	Hendricks	21,301	Henry	7,568	Howard	13,667	Huntington	6,049	Jackson	5,951
Jasper	4,050	Jay	3,260	Jefferson	4,286	Jennings	4,093	Johnson	20,559	Knox	4,842
Kosciusko	12,648	LaGrange	3,780	Lake	34,923	La Porte	11,223	Lawrence	6,924	Madison	18,388
Marion	95,256	Marshall	7,759	Martin	1,727	Miami	5,166	Monroe	13,554	Montgomery	5,865
Morgan	10,019	Newton	2,053	Noble	6,472	Ohio	1,024	Orange	3,157	Owen	3,066
Parke	2,955	Perry	2,035	Pike	2,064	Porter	18,201	Posey	4,430	Pulaski	2,447
Putnam	5,487	Randolph	4,069	Ripley	4,308	Rush	3,328	St. Joseph	33,096	Scott	2,188
Shelby	6,915	Spencer	3,499	Starke	2,868	Steuben	4,888	Sullivan	2,317	Switzerland	1,029
Tippecanoe	17,643	Tipton	3,436	Union	1,297	Vanderburgh	25,253	Vermillion	1,720	Vigo	11,324
Wabash	4,255	Warren	1,532	Warrick	10,102	Washington	4,008	Wayne	7,976	Wells	5,510
White	4,198	Whitley	5,764								
Joe Pearson (D)										746,460	
Adams	3,555	Allen	34,217	Bartholomew	7,803	Benton	930	Blackford	2,466	Boone	3,732
Brown	2,656	Carroll	2,577	Cass	4,662	Clark	16,736	Clay	3,789	Clinton	2,893
Crawford	2,039	Daviess	2,806	Dearborn	5,159	Decatur	2,409	DeKalb	4,279	Delaware	16,525
Dubois	6,175	Elkhart	16,033	Fayette	3,354	Floyd	12,229	Fountain	2,215	Franklin	2,925
Fulton	3,018	Gibson	5,907	Grant	8,006	Greene	4,886	Hamilton	15,114	Hancock	5,151
Harrison	6,695	Hendricks	9,021	Henry	6,315	Howard	12,191	Huntington	3,133	Jackson	6,885
Jasper	2,856	Jay	2,819	Jefferson	5,160	Jennings	4,753	Johnson	9,044	Knox	6,215
Kosciusko	5,338	LaGrange	2,504	Lake	57,568	La Porte	16,877	Lawrence	4,990	Madison	19,553
Marion	97,171	Marshall	5,397	Martin	1,667	Miami	3,843	Monroe	18,108	Montgomery	2,950
Morgan	5,059	Newton	1,873	Noble	4,605	Ohio	1,104	Orange	2,527	Owen	2,468
Parke	2,389	Perry	4,258	Pike	2,781	Porter	20,866	Posey	4,754	Pulaski	2,044
Putnam	3,589	Randolph	3,352	Ripley	3,360	Rush	1,782	St. Joseph	42,048	Scott	3,754
Shelby	4,180	Spencer	3,981	Starke	3,947	Steuben	3,715	Sullivan	4,019	Switzerland	1,455
Tippecanoe	14,319	Tipton	2,215	Union	958	Vanderburgh	25,898	Vermillion	3,357	Vigo	16,059
Wabash	2,888	Warren	1,260	Warrick	9,182	Washington	4,096	Wayne	6,769	Wells	3,357
White	3,126	Whitley	3,767								
Mike Kole (L)										54,381	
Adams	249	Allen	2,380	Bartholomew	683	Benton	108	Blackford	110	Boone	476
Brown	293	Carroll	188	Cass	365	Clark	1,009	Clay	282	Clinton	245
Crawford	171	Daviess	219	Dearborn	520	Decatur	245	DeKalb	338	Delaware	899
Dubois	368	Elkhart	1,493	Fayette	293	Floyd	677	Fountain	167	Franklin	313
Fulton	201	Gibson	331	Grant	460	Greene	315	Hamilton	1,775	Hancock	731
Harrison	429	Hendricks	1,056	Henry	728	Howard	807	Huntington	320	Jackson	507
Jasper	209	Jay	270	Jefferson	325	Jennings	361	Johnson	931	Knox	342
Kosciusko	764	LaGrange	189	Lake	2,349	La Porte	1,849	Lawrence	477	Madison	1,055
Marion	6,354	Marshall	429	Martin	142	Miami	286	Monroe	1,102	Montgomery	334
Morgan	650	Newton	177	Noble	381	Ohio	107	Orange	222	Owen	241
Parke	180	Perry	202	Pike	128	Porter	1,438	Posey	195	Pulaski	202
Putnam	288	Randolph	265	Ripley	384	Rush	212	St. Joseph	2,186	Scott	206
Shelby	422	Spencer	206	Starke	333	Steuben	344	Sullivan	174	Switzerland	91
Tippecanoe	1,226	Tipton	174	Union	154	Vanderburgh	1,488	Vermillion	183	Vigo	1,008
Wabash	221	Warren	100	Warrick	466	Washington	406	Wayne	1,301	Wells	324
White	272	Whitley	305								

Election Report - State of Indiana

Secretary of State

<i>Statewide</i>										<i>Votes</i>	
Bill Stant (W-G)										342	
Adams	0	Allen	15	Bartholomew	3	Benton	2	Blackford	0	Boone	6
Brown	18	Carroll	1	Cass	0	Clark		Clay	1	Clinton	4
Crawford		Daviess		Dearborn	1	Decatur	0	DeKalb	0	Delaware	19
Dubois	5	Elkhart	18	Fayette	0	Floyd	0	Fountain	0	Franklin	4
Fulton	1	Gibson	6	Grant	0	Greene	7	Hamilton	20	Hancock	
Harrison		Hendricks	4	Henry		Howard	3	Huntington	0	Jackson	0
Jasper	6	Jay		Jefferson	0	Jennings		Johnson	28	Knox	0
Kosciusko	5	LaGrange	0	Lake	24	La Porte	0	Lawrence	7	Madison	0
Marion		Marshall	0	Martin		Miami	1	Monroe		Montgomery	4
Morgan		Newton	1	Noble	0	Ohio		Orange	0	Owen	0
Parke	0	Perry		Pike	2	Porter	55	Posey	0	Pulaski	0
Putnam	8	Randolph	0	Ripley	0	Rush	0	St. Joseph	0	Scott	0
Shelby	5	Spencer	3	Starke	0	Steuben	1	Sullivan		Switzerland	
Tippecanoe	13	Tipton		Union	5	Vanderburgh		Vermillion		Vigo	7
Wabash	0	Warren	0	Warrick	7	Washington	0	Wayne	19	Wells	0
White	0	Whitley	3								

Election Report - State of Indiana

Auditor of State

Statewide										Votes	
Tim Berry (R)										828,218 *	
Adams	5,331	Allen	53,154	Bartholomew	11,499	Benton	1,523	Blackford	1,855	Boone	9,905
Brown	2,835	Carroll	3,475	Cass	6,068	Clark	14,023	Clay	3,996	Clinton	4,790
Crawford	1,448	Daviess	4,605	Dearborn	7,107	Decatur	4,198	DeKalb	6,210	Delaware	14,376
Dubois	5,730	Elkhart	25,816	Fayette	3,076	Floyd	11,482	Fountain	2,965	Franklin	3,416
Fulton	3,761	Gibson	5,137	Grant	10,150	Greene	4,845	Hamilton	41,289	Hancock	11,401
Harrison	6,017	Hendricks	21,091	Henry	7,370	Howard	13,246	Huntington	6,291	Jackson	6,336
Jasper	3,912	Jay	3,322	Jefferson	4,293	Jennings	4,214	Johnson	20,251	Knox	5,396
Kosciusko	12,909	LaGrange	3,800	Lake	29,080	La Porte	11,270	Lawrence	6,984	Madison	17,417
Marion	92,189	Marshall	7,823	Martin	1,759	Miami	5,205	Monroe	13,096	Montgomery	5,895
Morgan	9,620	Newton	2,034	Noble	6,485	Ohio	1,116	Orange	3,189	Owen	2,832
Parke	2,893	Perry	2,108	Pike	2,103	Porter	16,968	Posey	4,410	Pulaski	2,509
Putnam	5,241	Randolph	4,043	Ripley	4,445	Rush	3,274	St. Joseph	32,654	Scott	2,247
Shelby	6,778	Spencer	3,536	Starke	2,698	Steuben	5,087	Sullivan	2,165	Switzerland	1,065
Tippecanoe	17,549	Tipton	3,228	Union	1,319	Vanderburgh	24,748	Vermillion	1,664	Vigo	11,133
Wabash	4,392	Warren	1,547	Warrick	9,945	Washington	4,222	Wayne	8,512	Wells	5,692
White	4,072	Whitley	6,063								
Judy Anderson (D)										792,154	
Adams	3,629	Allen	31,933	Bartholomew	8,437	Benton	982	Blackford	1,970	Boone	4,039
Brown	3,040	Carroll	2,746	Cass	4,879	Clark	17,327	Clay	4,399	Clinton	2,964
Crawford	2,136	Daviess	2,955	Dearborn	5,460	Decatur	2,654	DeKalb	4,281	Delaware	17,573
Dubois	6,457	Elkhart	17,261	Fayette	3,485	Floyd	12,607	Fountain	2,374	Franklin	3,147
Fulton	3,062	Gibson	6,286	Grant	7,768	Greene	5,377	Hamilton	16,568	Hancock	5,897
Harrison	6,899	Hendricks	9,815	Henry	7,119	Howard	13,248	Huntington	3,181	Jackson	6,844
Jasper	3,011	Jay	2,990	Jefferson	5,211	Jennings	4,871	Johnson	9,997	Knox	6,213
Kosciusko	5,759	LaGrange	2,632	Lake	63,248	La Porte	17,789	Lawrence	5,311	Madison	21,291
Marion	104,894	Marshall	5,674	Martin	1,841	Miami	4,005	Monroe	19,078	Montgomery	3,226
Morgan	5,585	Newton	2,027	Noble	4,751	Ohio	1,122	Orange	2,703	Owen	2,774
Parke	2,692	Perry	4,371	Pike	2,879	Porter	22,970	Posey	5,119	Pulaski	2,143
Putnam	3,772	Randolph	3,632	Ripley	3,534	Rush	1,995	St. Joseph	43,956	Scott	3,866
Shelby	4,610	Spencer	4,120	Starke	4,156	Steuben	3,811	Sullivan	4,425	Switzerland	1,491
Tippecanoe	15,030	Tipton	2,417	Union	1,077	Vanderburgh	27,545	Vermillion	3,715	Vigo	17,903
Wabash	2,924	Warren	1,281	Warrick	9,715	Washington	4,353	Wayne	7,508	Wells	3,166
White	3,448	Whitley	3,728								

Election Report - State of Indiana

Treasurer of State

Statewide										Votes	
Richard E. Mourdock (R)										833,531 *	
Adams	5,403	Allen	50,597	Bartholomew	11,688	Benton	1,522	Blackford	1,734	Boone	9,862
Brown	2,934	Carroll	3,536	Cass	6,176	Clark	14,213	Clay	4,066	Clinton	4,572
Crawford	1,500	Daviess	4,712	Dearborn	7,237	Decatur	4,073	DeKalb	6,042	Delaware	14,511
Dubois	5,614	Elkhart	26,272	Fayette	2,930	Floyd	11,667	Fountain	3,029	Franklin	3,553
Fulton	3,849	Gibson	5,794	Grant	10,085	Greene	4,972	Hamilton	40,929	Hancock	11,469
Harrison	6,127	Hendricks	20,958	Henry	7,486	Howard	13,588	Huntington	6,056	Jackson	6,494
Jasper	3,956	Jay	3,271	Jefferson	4,297	Jennings	4,357	Johnson	20,393	Knox	5,295
Kosciusko	12,702	LaGrange	3,850	Lake	26,937	La Porte	11,479	Lawrence	7,030	Madison	17,990
Marion	91,224	Marshall	7,680	Martin	1,846	Miami	4,966	Monroe	13,272	Montgomery	5,899
Morgan	9,712	Newton	2,102	Noble	6,524	Ohio	1,114	Orange	3,180	Owen	2,933
Parke	3,017	Perry	2,120	Pike	2,167	Porter	16,553	Posey	5,349	Pulaski	2,448
Putnam	5,165	Randolph	4,190	Ripley	4,532	Rush	3,239	St. Joseph	32,665	Scott	2,262
Shelby	6,715	Spencer	3,718	Starke	2,827	Steuben	5,077	Sullivan	2,471	Switzerland	1,062
Tippecanoe	17,859	Tipton	3,251	Union	1,384	Vanderburgh	30,098	Vermillion	1,721	Vigo	11,087
Wabash	4,377	Warren	1,565	Warrick	10,858	Washington	4,304	Wayne	8,416	Wells	5,701
White	4,190	Whitley	5,884								
Michael W. Griffin (D)										771,610	
Adams	3,484	Allen	33,245	Bartholomew	8,133	Benton	931	Blackford	1,920	Boone	4,044
Brown	2,892	Carroll	2,664	Cass	4,708	Clark	16,968	Clay	3,773	Clinton	2,922
Crawford	2,061	Daviess	2,583	Dearborn	5,276	Decatur	2,398	DeKalb	4,133	Delaware	17,307
Dubois	6,058	Elkhart	16,618	Fayette	3,395	Floyd	12,234	Fountain	2,252	Franklin	2,950
Fulton	2,922	Gibson	5,727	Grant	7,640	Greene	4,681	Hamilton	16,185	Hancock	5,561
Harrison	6,719	Hendricks	9,696	Henry	6,934	Howard	12,696	Huntington	3,024	Jackson	6,601
Jasper	2,946	Jay	2,742	Jefferson	5,194	Jennings	4,676	Johnson	9,692	Knox	5,902
Kosciusko	5,460	LaGrange	2,563	Lake	66,123	La Porte	17,525	Lawrence	5,075	Madison	20,566
Marion	104,950	Marshall	5,413	Martin	1,750	Miami	3,745	Monroe	18,731	Montgomery	3,155
Morgan	5,465	Newton	1,931	Noble	4,643	Ohio	1,131	Orange	2,407	Owen	2,628
Parke	2,474	Perry	4,066	Pike	2,643	Porter	23,137	Posey	4,338	Pulaski	1,986
Putnam	3,758	Randolph	3,422	Ripley	3,399	Rush	1,819	St. Joseph	43,736	Scott	3,847
Shelby	4,405	Spencer	3,812	Starke	3,981	Steuben	3,741	Sullivan	3,892	Switzerland	1,488
Tippecanoe	14,590	Tipton	2,337	Union	1,003	Vanderburgh	23,466	Vermillion	3,463	Vigo	16,503
Wabash	2,910	Warren	1,271	Warrick	8,651	Washington	4,187	Wayne	7,532	Wells	3,132
White	3,286	Whitley	3,587								

Election Report - State of Indiana

United States Representative

District 1								Votes		
Peter J. Visclosky (D)								104,195 *		
Benton	1,145	Jasper	3,510	Lake	71,705	Newton	2,228	Porter	25,607	
Mark J. Leyva (R)								40,146		
Benton	1,270	Jasper	3,326	Lake	22,760	Newton	1,728	Porter	11,062	
Charles E. Barman (I)								5,266		
Benton	121	Jasper	257	Lake	3,223	Newton	245	Porter	1,420	

District 2								Votes			
Joe Donnelly (D)								103,561 *			
Carroll	2,617	Cass	4,722	Elkhart	8,353	Fulton	3,140	Howard	5,240	La Porte	18,340
Marshall	6,020	Porter	1,955	Pulaski	2,218	St. Joseph	46,189	Starke	4,162	White	605
Chris Chocola (R)								88,300			
Carroll	3,758	Cass	6,282	Elkhart	10,305	Fulton	3,804	Howard	3,908	La Porte	11,697
Marshall	7,456	Porter	1,555	Pulaski	2,398	St. Joseph	33,485	Starke	2,887	White	765

District 3								Votes			
Mark Edward Souder (R)								95,421 *			
Allen	42,368	DeKalb	5,632	Elkhart	15,660	Kosciusko	11,884	LaGrange	3,613	Noble	6,247
Steuben	4,717	Whitley	5,300								
Thomas Hayhurst (D)								80,357			
Allen	41,824	DeKalb	4,891	Elkhart	9,890	Kosciusko	6,658	LaGrange	2,987	Noble	5,249
Steuben	4,353	Whitley	4,505								

District 4								Votes			
Steve Buyer (R)								111,057 *			
Boone	9,928	Clinton	4,650	Fountain	1,108	Hendricks	21,384	Johnson	17,763	Lawrence	7,312
Marion	7,090	Monroe	4,142	Montgomery	6,104	Morgan	10,156	Tippecanoe	17,760	White	3,660
David Sanders (D)								66,986			
Boone	4,124	Clinton	3,036	Fountain	733	Hendricks	9,799	Johnson	8,312	Lawrence	5,223
Marion	4,965	Monroe	3,625	Montgomery	3,169	Morgan	5,548	Tippecanoe	15,813	White	2,639

District 5								Votes			
Dan Burton (R)								133,118 *			
Grant	11,643	Hamilton	40,347	Hancock	11,587	Howard	10,936	Huntington	6,306	Johnson	1,136
Marion	31,059	Miami	5,388	Shelby	6,158	Tipton	3,742	Wabash	4,816		
Katherine Fox Carr (D)								64,362			
Grant	6,410	Hamilton	15,847	Hancock	5,172	Howard	6,299	Huntington	2,661	Johnson	461
Marion	16,174	Miami	3,288	Shelby	3,436	Tipton	1,912	Wabash	2,702		
Sheri Conover Sharlow (L)								7,431			
Grant	480	Hamilton	2,393	Hancock	801	Howard	458	Huntington	315	Johnson	67
Marion	1,940	Miami	282	Shelby	327	Tipton	172	Wabash	196		
John Miller (W-I)								18			
Grant	0	Hamilton	8	Hancock		Howard	2	Huntington	0	Johnson	
Marion		Miami	3	Shelby	5	Tipton		Wabash	0		

District 6								Votes			
Mike Pence (R)								115,266 *			
Adams	6,376	Allen	2,177	Bartholomew	8,723	Blackford	2,177	Dearborn	2,976	Decatur	4,768
Delaware	17,626	Fayette	3,390	Franklin	4,115	Henry	8,681	Jay	3,869	Johnson	1,916
Madison	20,986	Randolph	4,802	Rush	3,783	Shelby	1,056	Union	1,600	Wayne	9,730
Wells	6,515										

Election Report - State of Indiana

United States Representative

District 6										Votes	
Barry A. Welsh (D)										76,812	
Adams	2,785	Allen	1,642	Bartholomew	3,246	Blackford	1,642	Dearborn	1,239	Decatur	1,917
Delaware	15,815	Fayette	3,200	Franklin	2,744	Henry	6,214	Jay	2,380	Johnson	807
Madison	18,273	Randolph	3,008	Rush	1,459	Shelby	393	Union	877	Wayne	6,622
Wells	2,549										
District 7										Votes	
Julia M. Carson (D)										74,750 *	
Marion 74,750											
Eric Dickerson (R)										64,304	
Marion 64,304											
John Leroy Plemons (W-I)											
Marion											
District 8										Votes	
Brad Ellsworth (D)										131,019 *	
Clay	5,088	Daviess	3,318	Fountain	1,890	Gibson	7,227	Greene	5,651	Knox	7,772
Martin	1,875	Owen	3,058	Parke	3,282	Pike	3,268	Posey	5,701	Putnam	4,389
Sullivan	4,952	Vanderburgh	35,158	Vermillion	3,957	Vigo	20,877	Warren	1,451	Warrick	12,105
John N. Hostettler (R)										83,704	
Clay	3,126	Daviess	4,333	Fountain	1,752	Gibson	4,737	Greene	4,610	Knox	4,604
Martin	2,019	Owen	2,758	Parke	2,325	Pike	1,830	Posey	4,428	Putnam	4,797
Sullivan	2,126	Vanderburgh	20,247	Vermillion	1,584	Vigo	8,764	Warren	1,520	Warrick	8,144
District 9										Votes	
Baron P. Hill (D)										110,454 *	
Bartholomew	3,878	Brown	2,845	Clark	16,411	Crawford	2,093	Dearborn	3,915	Dubois	5,866
Floyd	11,895	Harrison	6,404	Jackson	6,952	Jefferson	5,194	Jennings	4,523	Monroe	16,252
Ohio	1,137	Orange	2,469	Perry	4,043	Ripley	3,300	Scott	3,780	Spencer	3,939
Switzerland	1,456	Washington	4,102								
Mike Sodrel (R)										100,469	
Bartholomew	4,184	Brown	2,818	Clark	15,891	Crawford	1,695	Dearborn	4,654	Dubois	5,988
Floyd	12,572	Harrison	6,577	Jackson	5,825	Jefferson	4,679	Jennings	4,456	Monroe	8,271
Ohio	1,139	Orange	3,129	Perry	2,199	Ripley	4,813	Scott	2,497	Spencer	3,503
Switzerland	1,161	Washington	4,418								
D. Eric Schansberg (L)										9,893	
Bartholomew	557	Brown	438	Clark	1,095	Crawford	182	Dearborn	279	Dubois	684
Floyd	856	Harrison	564	Jackson	993	Jefferson	457	Jennings	564	Monroe	1,206
Ohio	85	Orange	289	Perry	248	Ripley	320	Scott	232	Spencer	278
Switzerland	90	Washington	476								
Donald W. Mantooth (W-R)										33	
Bartholomew	4	Brown	0	Clark		Crawford		Dearborn	2	Dubois	1
Floyd	0	Harrison		Jackson	0	Jefferson	2	Jennings		Monroe	
Ohio		Orange	0	Perry		Ripley	0	Scott	3	Spencer	0
Switzerland		Washington	21								

Election Report - State of Indiana

State Senator

<i>District 1</i>	<i>Votes</i>
Frank Mrvan Jr. (D)	15,852 *
Lake 15,852	
Chris Morrow (R)	9,791
Lake 9,791	
<hr/>	
<i>District 4</i>	<i>Votes</i>
Karen Tallian (D)	19,431 *
Lake 4,650 Porter 14,781	
Dale Brewer (R)	11,622
Lake 2,305 Porter 9,317	
<hr/>	
<i>District 6</i>	<i>Votes</i>
Sue Landske (R)	20,431 *
Benton 1,691 Lake 15,114 Newton 2,737 Porter 889	
John B. Greaves (D)	11,946
Benton 835 Lake 8,943 Newton 1,488 Porter 680	
<hr/>	
<i>District 11</i>	<i>Votes</i>
Joe Zakas (R)	22,103 *
Elkhart 6,543 St. Joseph 15,560	
Patricia A. (Pat) McQuade (D)	16,868
Elkhart 4,620 St. Joseph 12,248	
<hr/>	
<i>District 14</i>	<i>Votes</i>
Dennis K. Kruse (R)	28,162 *
Allen 17,953 DeKalb 7,758 Steuben 2,451	
<hr/>	
<i>District 15</i>	<i>Votes</i>
Thomas J. Wyss (R)	16,392 *
Allen 16,392	
R. Michael (Mike) Bynum (D)	12,427
Allen 12,427	
<hr/>	
<i>District 17</i>	<i>Votes</i>
Gary Dillon (R)	25,585 *
Allen 1,275 Grant 3,225 Huntington 7,376 Kosciusko 978 Wabash 4,742 Whitley 7,989	
<hr/>	
<i>District 19</i>	<i>Votes</i>
David C. Ford (R)	25,802 *
Adams 7,161 Allen 1,670 Blackford 2,959 Grant 6,365 Wells 7,647	
<hr/>	
<i>District 21</i>	<i>Votes</i>
Jeff Drozda (R)	23,499 *
Boone 4,601 Hamilton 5,319 Howard 10,676 Tipton 2,903	
Jan Ellis (D)	14,491
Boone 1,038 Hamilton 1,695 Howard 10,167 Tipton 1,591	
<hr/>	
<i>District 22</i>	<i>Votes</i>
Ron Alting (R)	16,980 *
Tippecanoe 16,980	
Dave Vorbeck (D)	10,794
Tippecanoe 10,794	

Election Report - State of Indiana

State Senator

District 23											Votes	
Philip L. (Phil) Boots (R)											23,491 *	
Boone	5,926	Clinton	3,679	Fountain	3,859	Hendricks	1,955	Montgomery	7,370	Warren	702	
District 25											Votes	
Tim Lanane (D)											22,088 *	
Madison	22,088											
Dan Dykes (R)											13,939	
Madison	13,939											
District 26											Votes	
Sue Errington (D)											18,276 *	
Delaware	17,987	Madison	289									
Andrew Stillman Phipps (R)											14,507	
Delaware	14,303	Madison	204									
Pat L. Smith (I)											1,371	
Delaware	1,345	Madison	26									
District 27											Votes	
Allen E. Paul (R)											18,122 *	
Jay	3,676	Randolph	4,791	Wayne	9,655							
Clayton Phillips (D)											12,112	
Jay	2,505	Randolph	2,970	Wayne	6,637							
District 29											Votes	
Mike Delph (R)											21,138 *	
Hamilton	6,848	Marion	14,290									
District 31											Votes	
James W. Merritt, Jr. (R)											15,465 *	
Marion	15,465											
Russell Brown (D)											13,190	
Marion	13,190											
District 38											Votes	
Timothy D. (Tim) Skinner (D)											26,862 *	
Parke	3,923	Vermillion	4,209	Vigo	17,423	Warren	1,307					
District 39											Votes	
John M. Waterman (R)											19,367 *	
Clay	1,409	Daviess	1,476	Greene	4,168	Knox	3,705	Owen	1,055	Sullivan	3,664	
Vigo	3,890											
Steven M. Thais (D)											17,301	
Clay	844	Daviess	733	Greene	3,054	Knox	5,172	Owen	883	Sullivan	3,456	
Vigo	3,159											
District 41											Votes	
Greg Walker (R)											16,635 *	
Bartholomew	10,068	Johnson	6,567									
Terry Coriden (D)											14,491	
Bartholomew	9,984	Johnson	4,507									

Election Report - State of Indiana

State Senator

District 41										Votes	
Kenn Gividen (L)										1,527	
Bartholomew	979	Johnson	548								
District 43										Votes	
Johnny Nugent (R)										26,266 *	
Dearborn	9,361	Franklin	2,977	Jennings	4,812	Ohio	1,411	Ripley	5,958	Union	1,747
Lane A. Siekman (D)										11,997	
Dearborn	3,804	Franklin	1,400	Jennings	2,613	Ohio	984	Ripley	2,432	Union	764
District 45										Votes	
James (Jim) Lewis (D)										24,597 *	
Clark	10,076	Jackson	626	Jefferson	6,047	Jennings	1,022	Scott	4,288	Switzerland	1,651
Washington	887										
Floyd Coates (R)										16,886	
Clark	7,634	Jackson	404	Jefferson	4,073	Jennings	946	Scott	2,096	Switzerland	1,014
Washington	719										
District 46										Votes	
Connie Weigleb Sipes (D)										25,336 *	
Clark	10,018	Floyd	15,318								
Ryan Bergman (R)										14,480	
Clark	4,843	Floyd	9,637								
District 47										Votes	
Richard D. Young, Jr. (D)										27,688 *	
Crawford	2,816	Dubois	3,239	Harrison	7,851	Perry	4,668	Spencer	4,717	Warrick	3,764
Washington	633										
Brian C. Thomas (R)										15,289	
Crawford	1,080	Dubois	1,499	Harrison	5,463	Perry	1,723	Spencer	2,908	Warrick	1,976
Washington	640										
District 48										Votes	
Lindel O. Hume (D)										29,325 *	
Daviess	3,546	Dubois	5,310	Gibson	8,166	Greene	2,067	Knox	2,185	Martin	2,607
Orange	1,427	Pike	4,017								
District 49										Votes	
Bob Deig (D)										20,249 *	
Gibson	751	Posey	5,672	Vanderburgh	13,826						
George R. Postlethweight (R)										12,192	
Gibson	602	Posey	4,216	Vanderburgh	7,374						

Election Report - State of Indiana

State Representative

<i>District 1</i>	<i>Votes</i>
Linda C. Lawson (D)	6,010 *
Lake 6,010	
Wes Miller (R)	4,466
Lake 4,466	
Thomas (Lew) Andrews, Jr. (L)	374
Lake 374	
<hr/>	
<i>District 2</i>	<i>Votes</i>
Earl L. Harris (D)	8,425 *
Lake 8,425	
<hr/>	
<i>District 3</i>	<i>Votes</i>
Charlie Brown (D)	10,505 *
Lake 6,513 Porter 3,992	
Willie L. Brown (R)	3,895
Lake 782 Porter 3,113	
<hr/>	
<i>District 4</i>	<i>Votes</i>
Ed Soliday (R)	10,175 *
Jasper 314 Lake 1,792 Porter 8,069	
Sylvia Graham (D)	9,084
Jasper 278 Lake 1,301 Porter 7,505	
<hr/>	
<i>District 5</i>	<i>Votes</i>
Craig R. Fry (D)	8,906 *
Elkhart 1,383 St. Joseph 7,523	
Jeremy Hiler (R)	6,603
Elkhart 884 St. Joseph 5,719	
<hr/>	
<i>District 6</i>	<i>Votes</i>
B. Patrick Bauer (D)	9,318 *
St. Joseph 9,318	
Kevin Mitschelen (R)	4,350
St. Joseph 4,350	
<hr/>	
<i>District 7</i>	<i>Votes</i>
David L. Niezgodski (D)	12,285 *
St. Joseph 12,285	
<hr/>	
<i>District 8</i>	<i>Votes</i>
Ryan M. Dvorak (D)	15,257 *
St. Joseph 15,257	
<hr/>	
<i>District 9</i>	<i>Votes</i>
Scott D. Pelath (D)	13,105 *
La Porte 13,105	
<hr/>	
<i>District 10</i>	<i>Votes</i>
Duane Cheney (D)	9,130 *
Porter 9,130	
Pamela M. Buhman (R)	5,632
Porter 5,632	

Election Report - State of Indiana

State Representative

District 11						Votes			
Dan C. Stevenson, Sr. (D)						8,053 *			
Lake 8,053									
District 12						Votes			
Mara Candelaria Reardon (D)						7,062 *			
Lake 7,062									
George T. Janiec (R)						4,411			
Lake 4,411									
District 13						Votes			
Chester F. Dobis (D)						9,483 *			
Lake 9,483									
District 14						Votes			
Vernon G. Smith (D)						8,281 *			
Lake 8,281									
Catherine Campbell (R)						1,240			
Lake 1,240									
District 15						Votes			
Donald J. Lehe (R)						8,750 *			
Benton	1,342	Lake	3,671	Newton	1,741	White	1,996		
Myron M. Sutton (D)						8,723			
Benton	1,242	Lake	3,680	Newton	1,836	White	1,965		
District 16						Votes			
Eric A. Gutwein (R)						13,186 *			
Cass	1,380	Fulton	4,645	Jasper	4,030	Pulaski	753	White	2,378
District 17						Votes			
Nancy Dembowski (D)						9,780 *			
La Porte	702	Marshall	4,642	Starke	4,436				
Steve Heim (R)						8,938			
La Porte	487	Marshall	5,473	Starke	2,978				
District 18						Votes			
David A. Wolkins (R)						11,280 *			
Elkhart	2,912	Kosciusko	7,381	LaGrange	987				
District 19						Votes			
Robert Daniel Kuzman (D)						9,796 *			
Lake	7,201	Newton	447	Porter	2,148				
Eric Hammond (R)						5,581			
Lake	4,270	Newton	235	Porter	1,076				
District 20						Votes			
Tom Dermody (R)						9,182 *			
Jasper	438	La Porte	6,633	Porter	244	Pulaski	1,867		
Andrea L. Renner (D)						8,059			
Jasper	551	La Porte	5,773	Porter	184	Pulaski	1,551		

Election Report - State of Indiana

State Representative

District 20								Votes	
Gregory D. Kelper (L)								1,457	
Jasper	32	La Porte	1,279	Porter	21	Pulaski	125		
District 21								Votes	
Jackie Walorski (R)								8,899 *	
Elkhart	4,843	St. Joseph	4,056						
Robert Kovach (D)								7,980	
Elkhart	3,454	St. Joseph	4,526						
District 22								Votes	
William J. (Bill) Ruppel (R)								8,265 *	
Kosciusko	4,037	Wabash	4,228						
Larry E. Rensberger (D)								6,001	
Kosciusko	2,540	Wabash	3,461						
District 23								Votes	
William C. Friend (R)								9,781 *	
Elkhart	1,275	Fulton	363	Kosciusko	2,393	Marshall	2,302	Miami	3,448
J. Christopher Rahe (D)								5,248	
Elkhart	402	Fulton	189	Kosciusko	964	Marshall	1,134	Miami	2,559
District 24								Votes	
Richard W. (Rich) McClain (R)								12,359 *	
Carroll	4,855	Cass	6,490	Miami	596	White	418		
District 25								Votes	
Jeb Bardon (D)								4,855 *	
Marion	4,855								
Josephine R. Coleman (L)								695	
Marion	695								
District 26								Votes	
Joe Micon (D)								7,646 *	
Tippecanoe	7,237	Warren	409						
Connie Basham (R)								5,489	
Tippecanoe	5,253	Warren	236						
District 27								Votes	
Sheila J. Klinker (D)								7,185 *	
Tippecanoe	7,185								
Jack Rhoda (R)								4,593	
Tippecanoe	4,593								
District 28								Votes	
Jeffrey A. Thompson (R)								12,312 *	
Boone	5,158	Hendricks	5,637	Montgomery	1,517				
District 29								Votes	
Kathy Kreag Richardson (R)								14,602 *	
Hamilton	13,959	Hancock	643						
Greg Marchant (D)								5,852	
Hamilton	5,557	Hancock	295						

Election Report - State of Indiana

State Representative

District 30						Votes
Ron Herrell (D)						9,722 *
Howard	9,722					
John Smith (R)						7,505
Howard	7,505					
District 31						Votes
Timothy W. Harris (R)						7,492 *
Blackford	1,750	Grant	5,742			
Larry R. Hile (D)						7,473
Blackford	2,281	Grant	5,192			
District 32						Votes
P. Eric Turner (R)						13,860 *
Grant	5,370	Hamilton	1,714	Howard	1,842	Miami 1,651 Tipton 3,283
District 33						Votes
Bill J. Davis (R)						9,656 *
Delaware	2,701	Jay	3,594	Randolph	3,361	
Ron Liggett (D)						8,493
Delaware	3,024	Jay	2,930	Randolph	2,539	
District 34						Votes
Dennis A. Tyler (D)						8,526 *
Delaware	8,526					
Adrian Leavell (R)						4,631
Delaware	4,631					
Carrie Dillard-Trammell (L)						511
Delaware	511					
District 35						Votes
L. Jack Lutz (R)						11,775 *
Delaware	7,081	Hamilton	834	Madison	3,105	Tipton 755
Lee Ann Mengelt (D)						10,106
Delaware	6,793	Hamilton	376	Madison	2,360	Tipton 577
District 36						Votes
Terri J. Austin (D)						10,491 *
Hamilton	298	Madison	10,193			
Francie Pyburn Metzger (R)						6,049
Hamilton	364	Madison	5,685			
District 37						Votes
Scott E. Reske (D)						13,365 *
Madison	13,365					
District 38						Votes
James (Jim) R. Buck (R)						14,021 *
Boone	1,376	Clinton	5,778	Hamilton	1,324	Howard 5,543
District 39						Votes

Election Report - State of Indiana

State Representative

<i>District 39</i>	<i>Votes</i>
Jerry Torr (R)	13,359 *
Hamilton 13,359	
Rusty Skoog (D)	5,140
Hamilton 5,140	
<hr/>	
<i>District 40</i>	<i>Votes</i>
Matthew D. (Matt) Whetstone (R)	15,268 *
Hendricks 15,268	
<hr/>	
<i>District 41</i>	<i>Votes</i>
Tim Brown (R)	11,360 *
Montgomery 4,968 Parke 303 Tippecanoe 6,089	
James Style (D)	5,660
Montgomery 2,352 Parke 144 Tippecanoe 3,164	
<hr/>	
<i>District 42</i>	<i>Votes</i>
F. Dale Grubb (D)	13,661 *
Fountain 3,952 Parke 2,087 Vermillion 4,231 Vigo 1,805 Warren 1,586	
Jeffrey McCoy (R)	5,843
Fountain 1,609 Parke 1,539 Vermillion 1,289 Vigo 666 Warren 740	
<hr/>	
<i>District 43</i>	<i>Votes</i>
Clyde Kersey (D)	10,211 *
Clay 444 Vigo 9,767	
Bobbi Ann McPeak (R)	5,808
Clay 343 Vigo 5,465	
<hr/>	
<i>District 44</i>	<i>Votes</i>
Amos P. Thomas (R)	9,127 *
Clay 2,890 Parke 820 Putnam 5,149 Vigo 268	
Richard Thompson (D)	7,948
Clay 2,554 Parke 719 Putnam 4,254 Vigo 421	
<hr/>	
<i>District 45</i>	<i>Votes</i>
Bruce Alan Borders (R)	11,719 *
Daviess 1,224 Greene 2,997 Knox 2,834 Sullivan 3,576 Vigo 1,088	
Mike Bledsoe (D)	8,354
Daviess 433 Greene 1,300 Knox 2,051 Sullivan 3,428 Vigo 1,142	
<hr/>	
<i>District 46</i>	<i>Votes</i>
Vern Tincher (D)	10,173 *
Clay 1,276 Monroe 411 Owen 3,101 Vigo 5,385	
Reid Dallas (R)	7,472
Clay 1,087 Monroe 433 Owen 2,762 Vigo 3,190	
<hr/>	
<i>District 47</i>	<i>Votes</i>
Ralph M. Foley (R)	11,545 *
Hendricks 500 Johnson 1,203 Morgan 9,762 Owen 80	
<hr/>	
<i>District 48</i>	<i>Votes</i>
Timothy Neese (R)	9,657 *
Elkhart 6,365 St. Joseph 3,292	

Election Report - State of Indiana

State Representative

<i>District 48</i>	<i>Votes</i>
John P. Hardy (D)	7,892
Elkhart 5,802 St. Joseph 2,090	
District 49	Votes
John D. Ulmer (R)	8,726 *
Elkhart 8,726	
Mike Puro (D)	6,955
Elkhart 6,955	
Greg Sell (L)	548
Elkhart 548	
District 50	Votes
Daniel (Dan) Leonard (R)	12,303 *
Huntington 7,074 Whitley 5,229	
Felix F. Aguilar (L)	2,208
Huntington 1,312 Whitley 896	
District 51	Votes
Richard A. (Dick) Dodge (R)	9,013 *
DeKalb 4,130 Steuben 4,883	
Joe Rauen (D)	7,217
DeKalb 3,148 Steuben 4,069	
District 52	Votes
Marlin A. Stutzman (R)	8,133 *
DeKalb 980 LaGrange 2,843 Noble 4,310	
Dennis Rorick (D)	6,682
DeKalb 973 LaGrange 2,526 Noble 3,183	
District 53	Votes
Robert W. (Bob) Cherry (R)	14,778 *
Hancock 12,988 Rush 958 Shelby 832	
District 54	Votes
Thomas E. (Tom) Saunders (R)	9,047 *
Henry 4,799 Randolph 950 Wayne 3,298	
David G. Sadler (D)	7,570
Henry 4,470 Randolph 732 Wayne 2,368	
Rex Bell (L)	2,775
Henry 969 Randolph 230 Wayne 1,576	
District 55	Votes
Tom Knollman (R)	10,177 *
Dearborn 2,854 Fayette 3,109 Franklin 1,483 Union 1,774 Wayne 957	
Dale E. Lanning (D)	7,342
Dearborn 1,369 Fayette 3,529 Franklin 1,145 Union 779 Wayne 520	
District 56	Votes
Phillip Pflum (D)	7,382 *
Henry 2,913 Wayne 4,469	
Jaye Gibbs (R)	3,917
Henry 1,450 Wayne 2,467	

Election Report - State of Indiana

State Representative

District 56							Votes		
Jon Bell (L)							969		
Henry	358	Wayne	611						
District 57							Votes		
Sean R. Eberhart (R)							8,891 *		
Bartholomew	3,632	Shelby	5,259						
J.D. Lux (D)							7,790		
Bartholomew	2,612	Shelby	5,178						
District 58							Votes		
Woody Burton (R)							10,198 *		
Johnson	10,198								
Greg Turley (D)							5,438		
Johnson	5,438								
District 59							Votes		
Milo Smith (R)							9,459 *		
Bartholomew	6,540	Johnson	2,919						
Gary J. Bell (D)							6,156		
Bartholomew	4,215	Johnson	1,941						
District 60							Votes		
Peggy Welch (D)							15,553 *		
Brown	278	Greene	439	Monroe	14,836				
District 61							Votes		
Matt Pierce (D)							9,581 *		
Monroe	9,581								
Adrienne Dunlap (R)							3,224		
Monroe	3,224								
District 62							Votes		
Jerry L. Denbo (D)							11,292 *		
Greene	3,724	Lawrence	2,822	Martin	798	Orange	3,494	Washington	454
Donald O. Patton (R)							6,805		
Greene	1,850	Lawrence	1,799	Martin	447	Orange	2,454	Washington	255
District 63							Votes		
Dave Crooks (D)							11,670 *		
Daviess	3,514	Dubois	4,773	Martin	1,607	Pike	1,776		
Ron Arnold (R)							7,016		
Daviess	2,289	Dubois	2,812	Martin	987	Pike	928		
District 64							Votes		
Kreg Battles (D)							11,235 *		
Daviess	168	Gibson	5,125	Knox	4,606	Pike	1,336		
Troy Woodruff (R)							9,142		
Daviess	227	Gibson	4,903	Knox	2,931	Pike	1,081		
J.A. Thomas (L)							454		
Daviess	12	Gibson	200	Knox	198	Pike	44		
District 65							Votes		

Election Report - State of Indiana

State Representative

District 65								Votes
Eric A. Koch (R)								15,061 *
Bartholomew	2,886	Brown	3,949	Jackson	2,322	Lawrence	5,904	
District 66								Votes
Terry Goodin (D)								15,048 *
Clark	3,738	Jackson	7,017	Jennings	304	Scott	3,989	
District 67								Votes
Cleo Duncan (R)								11,565 *
Decatur	4,060	Franklin	634	Ripley	4,060	Rush	2,811	
Martin W. (Marty) Voegele (I)								4,269
Decatur	1,437	Franklin	342	Ripley	1,724	Rush	766	
District 68								Votes
Robert J. Bischoff (D)								11,976 *
Dearborn	5,637	Franklin	2,226	Ohio	1,539	Ripley	817	Switzerland 1,757
Bill Ullrich (R)								6,691
Dearborn	3,233	Franklin	1,053	Ohio	848	Ripley	636	Switzerland 921
District 69								Votes
David Cheatham (D)								10,861 *
Jefferson	5,508	Jennings	5,010	Ripley	343			
Billy Bright (R)								9,244
Jefferson	4,627	Jennings	4,257	Ripley	360			
District 70								Votes
Paul J. Robertson (D)								13,370 *
Clark	3,554	Floyd	2,212	Harrison	7,604			
Christopher L. Byrd (R)								10,608
Clark	3,030	Floyd	1,981	Harrison	5,597			
District 71								Votes
Steven R. Stemler (D)								12,621 *
Clark	12,621							
Joe Theobald (R)								7,036
Clark	7,036							
District 72								Votes
William C. Cochran (D)								12,257 *
Clark	166	Floyd	12,091					
Jim Wathen (R)								8,658
Clark	60	Floyd	8,598					
District 73								Votes
Dennie Oxley (D)								14,967 *
Clark	693	Crawford	2,993	Dubois	1,157	Harrison	207	Jackson 1,215 Perry 1,278
Scott	1,301	Washington	6,123					
District 74								Votes
Russ Stilwell (D)								14,757 *
Dubois	2,427	Perry	3,693	Spencer	3,780	Warrick	4,857	

Election Report - State of Indiana

State Representative

District 74				Votes			
Steven McBrian (R)				6,646			
Dubois	1,310	Perry	1,332	Spencer	2,246	Warrick	1,758
District 75				Votes			
Dennis T. Avery (D)				13,691 *			
Gibson	1,095	Vanderburgh	11,275	Warrick	1,321		
District 76				Votes			
W. Trent VanHaften (D)				14,880 *			
Gibson	112	Posey	7,510	Vanderburgh	7,258		
District 77				Votes			
Phil Hoy (D)				9,276 *			
Vanderburgh	8,458	Warrick	818				
Andrew G. Smith (R)				7,389			
Vanderburgh	6,368	Warrick	1,021				
District 78				Votes			
Suzanne Crouch (R)				21,300 *			
Spencer	1,131	Vanderburgh	12,510	Warrick	7,659		
District 79				Votes			
Michael A. Ripley (R)				13,267 *			
Adams	7,394	Allen	5,008	Wells	865		
District 80				Votes			
Phil GiaQuinta (D)				6,060 *			
Allen	6,060						
Kevin Howell (R)				2,969			
Allen	2,969						
Robert M. Enders (L)				342			
Allen	342						
District 81				Votes			
Winfield C. Moses, Jr. (D)				7,842 *			
Allen	7,842						
District 82				Votes			
Jeff Espich (R)				16,709 *			
Allen	9,640	Grant	382	Wells	6,687		
District 83				Votes			
Matthew (Matt) Bell (R)				13,081 *			
Allen	7,705	Noble	3,192	Whitley	2,184		
District 84				Votes			
Randy L. Borrer (R)				11,720 *			
Allen	11,720						
Mark Wehrle (D)				6,502			
Allen	6,502						
District 85				Votes			

Election Report - State of Indiana

State Representative

District 85				Votes
Phyllis J. Pond (R)				16,269 *
Allen	15,251	DeKalb	1,018	
District 86				Votes
David Orentlicher (D)				11,318 *
Hamilton	1,660	Marion	9,658	
Kathryn A. Densborn (R)				8,863
Hamilton	2,619	Marion	6,244	
District 87				Votes
Cindy Noe (R)				14,749 *
Boone	3,019	Hamilton	5,683	Marion 6,047
Leona Glazebrooks (D)				7,077
Boone	1,089	Hamilton	2,256	Marion 3,732
District 88				Votes
Brian C. Bosma (R)				12,893 *
Hamilton	2,012	Marion	10,881	
Susan Fuldauer (D)				7,041
Hamilton	715	Marion	6,326	
District 89				Votes
Lawrence L. (Larry) Buell (R)				7,809 *
Marion	7,809			
John F. Barnes (D)				7,297
Marion	7,297			
District 90				Votes
Michael B. Murphy (R)				12,131 *
Marion	12,131			
Mark Reynold (D)				6,077
Marion	6,077			
District 91				Votes
Robert W. Behning (R)				8,007 *
Hendricks	2,588	Marion	3,522	Morgan 1,897
Timothy Huber (D)				4,937
Hendricks	1,257	Marion	2,675	Morgan 1,005
District 92				Votes
Phillip D. (Phil) Hinkle (R)				9,836 *
Marion	9,836			
Robin Olds (D)				6,890
Marion	6,890			
District 93				Votes
David N. Frizzell (R)				14,821 *
Johnson	6,875	Marion	7,946	
District 94				Votes
Carolene Mays (D)				9,468 *
Marion	9,468			

Election Report - State of Indiana

State Representative

<i>District 95</i>	<i>Votes</i>
Mae Dickinson (D)	9,332 *
Marion 9,332	
Gary B. Conner (R)	3,909
Marion 3,909	

<i>District 96</i>	<i>Votes</i>
Gregory W. Porter (D)	10,479 *
Marion 10,479	

<i>District 97</i>	<i>Votes</i>
Jon Elrod (R)	4,454 *
Marion 4,454	
Edmund Mahern (D)	4,446
Marion 4,446	

<i>District 98</i>	<i>Votes</i>
William A. Crawford (D)	8,811 *
Marion 8,811	

<i>District 99</i>	<i>Votes</i>
Vanessa J. Summers (D)	10,269 *
Marion 10,269	

<i>District 100</i>	<i>Votes</i>
John J. Day (D)	4,799 *
Marion 4,799	
John C. Warren Jr. (R)	2,029
Marion 2,029	

Election Report - State of Indiana

Judge of the Circuit Court

Adams (26th Circuit)	Votes
Frederick A. Schurger (D)	6,702 *
Adams 6,702	
Blackford (71st Circuit)	Votes
Dean A. Young (R)	2,914 *
Blackford 2,914	
Boone (20th Circuit)	Votes
Steve David (R)	11,368 *
Boone 11,368	
Brown (88th Circuit)	Votes
Judith A. Stewart (D)	4,633 *
Brown 4,633	
Carroll (74th Circuit)	Votes
Don Currie (R)	4,855 *
Carroll 4,855	
Cass (29th Circuit)	Votes
Leo T. Burns (D)	5,982 *
Cass 5,982	
Sheryl M. Pherson (R)	5,140
Cass 5,140	
Clay (13th Circuit)	Votes
Joseph Dom Trout (D)	4,593 *
Clay 4,593	
Robert Alex Pell (R)	4,053
Clay 4,053	
Clinton (45th Circuit)	Votes
Linley E. Pearson (R)	6,064 *
Clinton 6,064	
Decatur (69th Circuit)	Votes
John A. Westhafer (R)	5,659 *
Decatur 5,659	
Delaware Ct. 2(46th Cir.)	Votes
Richard A. Dailey (D)	23,383 *
Delaware 23,383	
Franklin (37th Circuit)	Votes
J. Steven Cox (R)	4,994 *
Franklin 4,994	
Gibson (66th Circuit)	Votes
Jeff Meade (R)	6,757 *
Gibson 6,757	
J. Robert Kinkle (D)	5,157
Gibson 5,157	

Election Report - State of Indiana

Judge of the Circuit Court

<i>Grant (48th Circuit)</i>	<i>Votes</i>
Mark E. Spitzer (R)	12,962 *
Grant 12,962	
<i>Greene (63rd Circuit)</i>	<i>Votes</i>
Eric (Chip) Allen (R)	6,109 *
Greene 6,109	
Joseph A. Sullivan (D)	4,487
Greene 4,487	
<i>Hancock (18th Circuit)</i>	<i>Votes</i>
Richard D. Culver (R)	14,196 *
Hancock 14,196	
<i>Huntington (56th Circuit)</i>	<i>Votes</i>
Thomas M. Hakes (R)	7,631 *
Huntington 7,631	
<i>Jackson (40th Circuit)</i>	<i>Votes</i>
William (Bill) E. Vance (D)	10,304 *
Jackson 10,304	
<i>Jasper (30th Circuit)</i>	<i>Votes</i>
John D. Potter (R)	5,099 *
Jasper 5,099	
<i>Jay (58th Circuit)</i>	<i>Votes</i>
Brian D. Hutchison (R)	5,052 *
Jay 5,052	
<i>Jeff. & Switz.(5th Cir.)</i>	<i>Votes</i>
Ted R. Todd (D)	6,673 *
Jefferson 4,993 Switzerland 1,680	
Stephen Tesmer (R)	6,073
Jefferson 5,073 Switzerland 1,000	
<i>Johnson (8th Circuit)</i>	<i>Votes</i>
K. Mark Loyd (R)	24,249 *
Johnson 24,249	
<i>Kosciusko (54th Circuit)</i>	<i>Votes</i>
Rex L. Reed (R)	15,694 *
Kosciusko 15,694	
<i>La Porte (32nd Circuit)</i>	<i>Votes</i>
Thomas Alevizos (D)	17,838 *
La Porte 17,838	
W. Jonathan Forker (R)	12,640
La Porte 12,640	
<i>Madison (50th Circuit)</i>	<i>Votes</i>

Election Report - State of Indiana

Judge of the Circuit Court

<i>Madison (50th Circuit)</i>		<i>Votes</i>
Fredrick R. Spencer (D)		20,242 *
Madison	20,242	
Thomas D. Chaille (R)		18,884
Madison	18,884	
<i>Monroe, Seat 2(10th Cir.)</i>		<i>Votes</i>
Marc R. Kellams (R)		21,004 *
Monroe	21,004	
<i>Monroe, Div 5, Seat 3, 10th Cir</i>		<i>Votes</i>
Frances (Francie) Hill (R)		16,717 *
Monroe	16,717	
Valeri Haughton (D)		16,313
Monroe	16,313	
<i>Monroe, Div. 8 (10th Cir.)</i>		<i>Votes</i>
Teresa Harper (D)		17,558 *
Monroe	17,558	
Jeffrey A. Chalfant (R)		15,281
Monroe	15,281	
<i>Morgan (15th Circuit)</i>		<i>Votes</i>
Matthew G. Hanson (R)		11,780 *
Morgan	11,780	
<i>Newton (79th Circuit)</i>		<i>Votes</i>
Jeryl F. Leach (R)		2,928 *
Newton	2,928	
<i>Owen (78th Circuit)</i>		<i>Votes</i>
Frank M. Nardi (D)		4,445 *
Owen	4,445	
<i>Perry (70th Circuit)</i>		<i>Votes</i>
Lucy Goffinet (D)		5,311 *
Perry	5,311	
<i>Pike (83rd Circuit)</i>		<i>Votes</i>
Jeffrey Lee Biesterveld (D)		3,109 *
Pike	3,109	
W. Wyatt Rauch (R)		2,113
Pike	2,113	
<i>Posey (11th Circuit)</i>		<i>Votes</i>
James Marion Redwine (D)		7,289 *
Posey	7,289	
<i>Pulaski (59th Circuit)</i>		<i>Votes</i>
Michael Anthony Shurn (D)		3,073 *
Pulaski	3,073	
John A. Kocher (R)		1,808
Pulaski	1,808	

Election Report - State of Indiana

Judge of the Circuit Court

Rush (65th Circuit)	Votes
David E. Northam (R)	4,515 *
Rush 4,515	
Shelby (16th Circuit)	Votes
Charles D. O'Connor (R)	9,286 *
Shelby 9,286	
Steuben (85th Circuit)	Votes
Allen N. Wheat (R)	6,799 *
Steuben 6,799	
Vanderburgh (1st Circuit)	Votes
Carl A. Heldt (NP)	34,507 *
Vanderburgh 34,507	
Vermillion (47th Circuit)	Votes
Bruce V. Stengel (D)	4,186 *
Vermillion 4,186	
Wayne (17th Circuit)	Votes
David Kolger (R)	11,130 *
Wayne 11,130	
Wells (28th Circuit)	Votes
David L. Hanselman, Sr. (R)	7,508 *
Wells 7,508	
White (39th Circuit)	Votes
Robert W. Thacker (R)	5,912 *
White 5,912	

Election Report - State of Indiana

Judge of the Superior Court

		Votes
Bartholomew County, No. 1		
Chris D. Monroe (R)		12,402 *
Bartholomew	12,402	
Eric Hayes (D)		8,649
Bartholomew	8,649	
Cass County, Court 2		Votes
Rick Maughmer (R)		8,090 *
Cass	8,090	
Clark County, No. 1		Votes
Vicki Carmichael (D)		19,887 *
Clark	19,887	
Steven P. (Steve) Langdon (R)		12,806
Clark	12,806	
Clay County		Votes
J. Blaine Akers (D)		6,836 *
Clay	6,836	
Dearborn County, No. 2		Votes
Sally A. Blankenship (R)		9,637 *
Dearborn	9,637	
DeKalb County, Court 2		Votes
Monte L. Brown (R)		8,307 *
DeKalb	8,307	
Elkhart County, No. 2		Votes
Stephen R. Bowers (R)		32,541 *
Elkhart	32,541	
Elkhart County, No. 6		Votes
David C. Bonfiglio (R)		32,302 *
Elkhart	32,302	
Fulton County		Votes
Wayne E. Steele (R)		5,191 *
Fulton	5,191	
Grant County, No. 2		Votes
Randall (Randy) Lee Johnson (R)		12,960 *
Grant	12,960	
Hamilton County, No. 1		Votes
Steven R. Nation (R)		46,224 *
Hamilton	46,224	
Hamilton County, No. 6		Votes
Gail Bardach (R)		41,445 *
Hamilton	41,445	
N. Frederick Eggeson (D)		15,880
Hamilton	15,880	

Election Report - State of Indiana

Judge of the Superior Court

		Votes
Hendricks County, No. 1		
Robert W. (Bob) Freese (R)		23,833 *
Hendricks	23,833	
Hendricks County, No. 3		
Karen M. Love (R)		23,926 *
Hendricks	23,926	
Hendricks County, No. 4		
Mark A. Smith (R)		23,556 *
Hendricks	23,556	
Hendricks County, No. 5		
Stephenie LeMay-Luken (R)		21,097 *
Hendricks	21,097	
Nicholas G. Schmutte (D)		9,570
Hendricks	9,570	
Howard County, No. 2		
Stephen M. Jessup (R)		18,274 *
Howard	18,274	
Howard County, No. 4		
George A. Hopkins (R)		18,204 *
Howard	18,204	
Johnson County, No.1		
Kevin M. Barton (R)		24,118 *
Johnson	24,118	
Lake Co. County Div., Rm 4		
Jesse M. Villalpando (D)		69,022 *
Lake	69,022	
Lawrence County, No. 1		
Michael A. Robbins (D)		7,004 *
Lawrence	7,004	
Andrea McCord (R)		6,170
Lawrence	6,170	
Madison County, No. 3		
Thomas Newman, Jr. (D)		28,413 *
Madison	28,413	
Marion County		
Linda E. Brown (D)		109,629 *
Marion	109,629	
Heather Welch (D)		109,559 *
Marion	109,559	
Mark D. Stoner (D)		108,827 *
Marion	108,827	

Election Report - State of Indiana

Judge of the Superior Court

<i>Marion County</i>		<i>Votes</i>
Becky Pierson-Treacy (D)		108,774 *
Marion	108,774	
Barbara Collins (D)		108,645 *
Marion	108,645	
Grant W. Hawkins (D)		107,803 *
Marion	107,803	
Tom Carroll (D)		107,371 *
Marion	107,371	
Steven R. Eichholtz (D)		107,231 *
Marion	107,231	
John F. Hanley (D)		107,050 *
Marion	107,050	
Jose Salinas (D)		106,797 *
Marion	106,797	
Sheila A. Carlisle (R)		92,256 *
Marion	92,256	
Robert R. (Bob) Altice, Jr. (R)		92,191 *
Marion	92,191	
Carol J. Orbison (R)		91,471 *
Marion	91,471	
Lisa F. Borges (R)		91,256 *
Marion	91,256	
Reuben B. Hill (R)		90,786 *
Marion	90,786	
William E. Young (R)		89,876 *
Marion	89,876	
Michael D. Keele (R)		89,870 *
Marion	89,870	
William (Bill) J. Nelson (R)		89,789 *
Marion	89,789	
Clark H. Rogers (R)		89,368 *
Marion	89,368	
Scherry (SK) Reid (R)		89,061 *
Marion	89,061	
Marshall County, No. 1		Votes
Robert O. Bowen (R)		10,964 *
Marshall	10,964	
Newton County		Votes
Daniel J. Molter (R)		2,960 *
Newton	2,960	
Noble County, No. 1		Votes
Robert E. Kirsch (R)		6,301 *
Noble	6,301	
Jon C. Owen (D)		5,316
Noble	5,316	
Porter County, No. 2		Votes
William E. Alexa (D)		30,378 *
Porter	30,378	

Election Report - State of Indiana

Judge of the Superior Court

Porter County, No. 6	Votes
Jeffrey L. Thode (R)	25,443 *
Porter 25,443	
Pulaski County	Votes
Patrick Blankenship (R)	2,448 *
Pulaski 2,448	
Lisa Traylor-Wolff (D)	2,410
Pulaski 2,410	
Tippecanoe County, No. 6	Votes
Michael A. Morrissey (R)	24,780 *
Tippecanoe 24,780	
Vanderburgh County(Lloyd)	Votes
Mary Margaret (Maggie) Lloyd (NP)	28,705 *
Vanderburgh 28,705	
Conor O'Daniel (NP)	14,133
Vanderburgh 14,133	
Vanderburgh Co.(Niemeier)	Votes
Brett J. Niemeier (NP)	33,019 *
Vanderburgh 33,019	
Vanderburgh Co.(Tornatta)	Votes
Robert (Jeff) Tornatta (NP)	33,386 *
Vanderburgh 33,386	
Vanderburgh Co.(Trockman)	Votes
Wayne S. Trockman (NP)	33,433 *
Vanderburgh 33,433	
Vigo County, No. 6	Votes
Michael J. Lewis (D)	19,348 *
Vigo 19,348	
James R. (Jim) Walker (R)	9,856
Vigo 9,856	
Warrick County, No. 1	Votes
Keith A. Meier (R)	14,050 *
Warrick 14,050	
Warrick County, No. 2	Votes
Robert R. Aylsworth (D)	14,092 *
Warrick 14,092	
Wayne County, No. 1	Votes
P. Thomas Snow (R)	11,238 *
Wayne 11,238	

Election Report - State of Indiana

Judge of the Probate Court

St. Joseph County	Votes
Peter J. Nemeth (D)	54,721 *
St. Joseph 54,721	

Election Report - State of Indiana

Prosecuting Attorney

<i>Adams (26th Circuit)</i>	<i>Votes</i>
Christopher E. Harvey (D)	6,694 *
Adams 6,694	
<i>Allen (38th Circuit)</i>	<i>Votes</i>
Karen Richards (R)	64,650 *
Allen 64,650	
<i>Bartholomew (9th Circuit)</i>	<i>Votes</i>
William M. (Bill) Nash (R)	15,771 *
Bartholomew 15,771	
<i>Benton (76th Circuit)</i>	<i>Votes</i>
William B. Weist (R)	2,089 *
Benton 2,089	
<i>Blackford (71st Circuit)</i>	<i>Votes</i>
Kevin N. Basey (R)	2,917 *
Blackford 2,917	
<i>Boone (20th Circuit)</i>	<i>Votes</i>
Todd J. Meyer (R)	11,200 *
Boone 11,200	
<i>Brown (88th Circuit)</i>	<i>Votes</i>
James R. Oliver (D)	3,769 *
Brown 3,769	
Andrew Szakaly (R)	2,310
Brown 2,310	
<i>Carroll (74th Circuit)</i>	<i>Votes</i>
Tricia L. Thompson (R)	3,841 *
Carroll 3,841	
James R. Huffer (D)	2,516
Carroll 2,516	
<i>Cass (29th Circuit)</i>	<i>Votes</i>
Kevin S. Enyeart (R)	7,999 *
Cass 7,999	
<i>Clark (4th Circuit)</i>	<i>Votes</i>
Steven D. Stewart (D)	22,632 *
Clark 22,632	
<i>Clay (13th Circuit)</i>	<i>Votes</i>
B. Lee Reberger, Jr. (R)	6,310 *
Clay 6,310	
<i>Clinton (45th Circuit)</i>	<i>Votes</i>
Anthony J. Sommer (R)	4,351 *
Clinton 4,351	
Louis D. Evans (D)	3,629
Clinton 3,629	

Election Report - State of Indiana

Prosecuting Attorney

Crawford (77th Circuit)		Votes
Cheryl Hillenburg (D)		2,660 *
Crawford	2,660	
Lester V. Shelton (R)		1,319
Crawford	1,319	
Daviess (49th Circuit)		Votes
G. Byron Overton (R)		5,728 *
Daviess	5,728	
Dearborn & Ohio(7th Cir.)		Votes
Aaron Negangard (R)		11,050 *
Dearborn	9,424	
Ohio	1,626	
Decatur (69th Circuit)		Votes
William O. Smith (D)		4,918 *
Decatur	4,918	
DeKalb (75th Circuit)		Votes
ClaraMary Winebrenner (R)		8,100 *
DeKalb	8,100	
Delaware (46th Circuit)		Votes
Mark R. McKinney (D)		20,409 *
Delaware	20,409	
Mark A. Delgado (R)		12,474
Delaware	12,474	
Dubois (57th Circuit)		Votes
Michael A. Fritch (D)		9,424 *
Dubois	9,424	
Elkhart (34th Circuit)		Votes
Curtis T. Hill, Jr. (R)		33,361 *
Elkhart	33,361	
Fayette (73rd Circuit)		Votes
Kenneth D. Faw (D)		4,317 *
Fayette	4,317	
Cynthia (Cindy) Crispin (R)		2,586
Fayette	2,586	
Floyd (52nd Circuit)		Votes
Keith Henderson (R)		15,763 *
Floyd	15,763	
Lee Cotner (D)		9,375
Floyd	9,375	
Fountain (61st Circuit)		Votes
Teryl D. (Terry) Martin (R)		3,073 *
Fountain	3,073	

Election Report - State of Indiana

Prosecuting Attorney

<i>Fountain (61st Circuit)</i>	<i>Votes</i>
James R. Bunch (D)	2,530
Fountain 2,530	
<i>Franklin (37th Circuit)</i>	<i>Votes</i>
Melvin F. Wilhelm (D)	4,330 *
Franklin 4,330	
Hubert Branstetter (R)	2,724
Franklin 2,724	
<i>Fulton (41st Circuit)</i>	<i>Votes</i>
Richard A. Brown (R)	4,971 *
Fulton 4,971	
<i>Gibson (66th Circuit)</i>	<i>Votes</i>
Robert Krieg (R)	8,440 *
Gibson 8,440	
<i>Grant (48th Circuit)</i>	<i>Votes</i>
James D. Luttrull Jr. (R)	10,790 *
Grant 10,790	
David M. Payne (D)	8,037
Grant 8,037	
<i>Greene (63rd Circuit)</i>	<i>Votes</i>
Jarrod D. Holtsclaw (R)	7,501 *
Greene 7,501	
<i>Hamilton (24th Circuit)</i>	<i>Votes</i>
Sonia J. Leerkamp (R)	46,157 *
Hamilton 46,157	
<i>Hancock (18th Circuit)</i>	<i>Votes</i>
Dean Dobbins (R)	11,646 *
Hancock 11,646	
Larry C. Gossett (I)	4,115
Hancock 4,115	
<i>Harrison (3rd Circuit)</i>	<i>Votes</i>
Dennis L. Byrd (D)	9,829 *
Harrison 9,829	
<i>Hendricks (55th Circuit)</i>	<i>Votes</i>
Patricia Ann Baldwin (R)	23,848 *
Hendricks 23,848	
<i>Henry (53rd Circuit)</i>	<i>Votes</i>
Kit C. Dean Crane (R)	10,057 *
Henry 10,057	
<i>Howard (62nd Circuit)</i>	<i>Votes</i>
James R. Fleming (R)	18,342 *
Howard 18,342	

Election Report - State of Indiana

Prosecuting Attorney

Huntington (56th Circuit)	Votes
Amy C. Richison (R)	7,516 *
Huntington 7,516	
Jackson (40th Circuit)	Votes
Richard W. Poynter (R)	8,844 *
Jackson 8,844	
Alan L. Marshall (D)	4,876
Jackson 4,876	
Jasper (30th Circuit)	Votes
Kathryn B. O'Neill (R)	5,144 *
Jasper 5,144	
Jay (58th Circuit)	Votes
Robert Clamme (D)	5,008 *
Jay 5,008	
Jeff. & Switz. (5th Cir.)	Votes
Chad Lewis (D)	9,383 *
Jefferson 7,399 Switzerland 1,984	
Jennings (86th Circuit)	Votes
Gary L. Smith (D)	4,947 *
Jennings 4,947	
Brian J. Belding (R)	4,656
Jennings 4,656	
Johnson (8th Circuit)	Votes
Lance Hamner (R)	24,318 *
Johnson 24,318	
Knox (12th Circuit)	Votes
John F. Sievers (D)	8,874 *
Knox 8,874	
Kosciusko (54th Circuit)	Votes
R. Steven Hearn (R)	15,529 *
Kosciusko 15,529	
LaGrange (35th Circuit)	Votes
Jeffrey W. Wible (R)	5,020 *
LaGrange 5,020	
Lake (31st Circuit)	Votes
Bernard A. Carter (D)	62,246 *
Lake 62,246	
Douglas (Doug) Grimes (R)	31,923
Lake 31,923	
LaPorte (32nd Circuit)	Votes

Election Report - State of Indiana

Prosecuting Attorney

LaPorte (32nd Circuit)	Votes
Robert J. Beckman (D)	23,993 *
La Porte 23,993	
Lawrence (81st Circuit)	Votes
Michelle L. Woodward (R)	8,826 *
Lawrence 8,826	
Madison (50th Circuit)	Votes
Thomas Broderick Jr. (D)	22,487 *
Madison 22,487	
Rodney Cummings (R)	16,694
Madison 16,694	
Marion (19th Circuit)	Votes
Carl Brizzi (R)	103,777 *
Marion 103,777	
Melina Kennedy (D)	97,007
Marion 97,007	
Marshall (72nd Circuit)	Votes
Curtis D. Palmer (R)	10,411 *
Marshall 10,411	
Martin (90th Circuit)	Votes
Mike Steiner (D)	2,026 *
Martin 2,026	
Lynne E. Ellis (R)	1,869
Martin 1,869	
Miami (51st Circuit)	Votes
Eric D. Huneryager (R)	6,574 *
Miami 6,574	
Monroe (10th Circuit)	Votes
Chris Gaal (D)	18,845 *
Monroe 18,845	
Carl A. Salzmann (R)	14,393
Monroe 14,393	
Montgomery (22nd Circuit)	Votes
Joseph R. Buser (R)	7,449 *
Montgomery 7,449	
Morgan (15th Circuit)	Votes
Steven P. Sonnega (R)	12,170 *
Morgan 12,170	
Newton (79th Circuit)	Votes
J. Edward Barce (R)	2,920 *
Newton 2,920	
Noble (33rd Circuit)	Votes

Election Report - State of Indiana

Prosecuting Attorney

<i>Noble (33rd Circuit)</i>	<i>Votes</i>
Steven T. Clouse (R)	6,730 *
Noble 6,730	
Michael M. Yoder (D)	4,978
Noble 4,978	
<i>Orange (87th Circuit)</i>	<i>Votes</i>
Kelly C. Minton (R)	4,527 *
Orange 4,527	
<i>Owen (78th Circuit)</i>	<i>Votes</i>
Allan L. Fountain (R)	4,194 *
Owen 4,194	
<i>Parke (68th Circuit)</i>	<i>Votes</i>
Steve Cvengros (R)	4,175 *
Parke 4,175	
<i>Perry (70th Circuit)</i>	<i>Votes</i>
Robert L. (Bob) Collins (D)	4,964 *
Perry 4,964	
<i>Pike (83rd Circuit)</i>	<i>Votes</i>
Darrin E. McDonald (R)	2,989 *
Pike 2,989	
Howard B. Lytton, Jr. (D)	2,263
Pike 2,263	
<i>Porter (67th Circuit)</i>	<i>Votes</i>
Brian T. Gensel (R)	25,309 *
Porter 25,309	
<i>Posey (11th Circuit)</i>	<i>Votes</i>
Jodi Uebelhack (D)	7,121 *
Posey 7,121	
<i>Pulaski (59th Circuit)</i>	<i>Votes</i>
Stacey L. Mrak (R)	3,475 *
Pulaski 3,475	
<i>Putnam (64th Circuit)</i>	<i>Votes</i>
Tim Bookwalter (R)	5,705 *
Putnam 5,705	
James W. (Jim) Ensley (D)	3,791
Putnam 3,791	
<i>Randolph (25th Circuit)</i>	<i>Votes</i>
David M. Daly (R)	5,566 *
Randolph 5,566	
<i>Ripley (80th Circuit)</i>	<i>Votes</i>
Richard J. (Ric) Hertel (R)	6,321 *
Ripley 6,321	

Election Report - State of Indiana

Prosecuting Attorney

Rush (65th Circuit)	Votes
Paul W. Barada, Jr. (R)	4,305 *
Rush 4,305	
St. Joseph (60th Circuit)	Votes
Michael A. Dvorak (D)	50,269 *
St. Joseph 50,269	
Gregory Paul Kauffman (R)	28,913
St. Joseph 28,913	
Scott (6th Circuit)	Votes
Jason M. Mount (D)	5,151 *
Scott 5,151	
Shelby (16th Circuit)	Votes
R. Kent Apsley (R)	9,004 *
Shelby 9,004	
Spencer (84th Circuit)	Votes
Jon A. Dartt (D)	5,760 *
Spencer 5,760	
Starke (44th Circuit)	Votes
Julianne K. Havens (R)	3,773 *
Starke 3,773	
Richard (Dick) Ballard (D)	3,606
Starke 3,606	
Steuben (85th Circuit)	Votes
Thomas E. Wilson (R)	6,648 *
Steuben 6,648	
Sullivan (14th Circuit)	Votes
Robert E. Springer (D)	5,491 *
Sullivan 5,491	
Tippecanoe (23rd Circuit)	Votes
Pat Harrington (R)	24,462 *
Tippecanoe 24,462	
Tipton (36th Circuit)	Votes
Jay D. Rich (R)	4,404 *
Tipton 4,404	
Union (89th Circuit)	Votes
Ronald L. Jordan (R)	1,993 *
Union 1,993	
Vanderburgh (1st Circuit)	Votes
Stanley M. Levco (D)	32,293 *
Vanderburgh 32,293	

Election Report - State of Indiana

Prosecuting Attorney

<i>Vanderburgh (1st Circuit)</i>	<i>Votes</i>
Nicholas Hermann (R)	22,013
Vanderburgh 22,013	
<i>Vermillion (47th Circuit)</i>	<i>Votes</i>
Nina J. Alexander (D)	4,128 *
Vermillion 4,128	
<i>Vigo (43rd Circuit)</i>	<i>Votes</i>
Terry R. Modesitt (R)	16,044 *
Vigo 16,044	
Sarah K. Mullican (D)	13,722
Vigo 13,722	
<i>Wabash (27th Circuit)</i>	<i>Votes</i>
William C. Hartley, Jr. (R)	5,372 *
Wabash 5,372	
<i>Warren (21st Circuit)</i>	<i>Votes</i>
John A. Larson (R)	2,391 *
Warren 2,391	
<i>Warrick (2nd Circuit)</i>	<i>Votes</i>
Todd Corne (R)	10,262 *
Warrick 10,262	
Sherry D. Smith (D)	9,974
Warrick 9,974	
<i>Washington (42nd Circuit)</i>	<i>Votes</i>
Dustin Houchin (R)	4,998 *
Washington 4,998	
Robert G. Hamilton, II (D)	3,953
Washington 3,953	
<i>Wayne (17th Circuit)</i>	<i>Votes</i>
Michael (Mike) Shipman (R)	10,590 *
Wayne 10,590	
<i>Wells (28th Circuit)</i>	<i>Votes</i>
Michael W. Lautzenheiser, Sr. (R)	7,220 *
Wells 7,220	
<i>White (39th Circuit)</i>	<i>Votes</i>
Robert J. Guy (R)	5,917 *
White 5,917	
<i>Whitley (82nd Circuit)</i>	<i>Votes</i>
Matthew J. Rentschler (R)	7,983 *
Whitley 7,983	

Election Report - State of Indiana

Small Claims Court Judge

<i>Center Twp., Marion Co.</i>		<i>Votes</i>
Michelle Smith Scott (D)		18,709 *
Marion	18,709	
Darla Y. Williams (R)		5,683
Marion	5,683	

<i>Decatur Twp., Marion Co.</i>		<i>Votes</i>
William L. Fisher, Jr. (R)		2,626 *
Marion	2,626	

<i>Franklin Twp., Marion Co.</i>		<i>Votes</i>
John A. Kitley, Jr. (R)		8,132 *
Marion	8,132	

<i>Lawrence Twp., Marion Co.</i>		<i>Votes</i>
James A. Joven (R)		14,544 *
Marion	14,544	
Stan Hirsch (D)		14,382
Marion	14,382	

<i>Perry Twp., Marion Co.</i>		<i>Votes</i>
Robert S. Spear (R)		13,556 *
Marion	13,556	
David E. Lewis (D)		8,602
Marion	8,602	

<i>Pike Twp., Marion Co.</i>		<i>Votes</i>
Douglas Stephens (D)		11,658 *
Marion	11,658	
Jeffrey A. Berg (R)		6,754
Marion	6,754	

<i>Warren Twp., Marion Co.</i>		<i>Votes</i>
Ricardo Rivera (D)		10,933 *
Marion	10,933	
Gary W. Bippus (R)		9,965
Marion	9,965	

<i>Washington Twp., Marion Co.</i>		<i>Votes</i>
Kimberly J. Brown (D)		23,599 *
Marion	23,599	
Carlos F. Lam (R)		16,501
Marion	16,501	

<i>Wayne Twp., Marion Co.</i>		<i>Votes</i>
Maxine E. King (D)		11,382 *
Marion	11,382	
Robert B. Lutz (R)		11,187
Marion	11,187	

Election Report - State of Indiana

Statewide	Indiana Supreme Court				Yes Votes	No Votes					
					836,202	379,486					
Justice of Indiana Supreme Court											
Shall Justice Frank Sullivan, Jr., be retained in office?											
Adams(Y)	4,411	Allen(Y)	48,167	Bartholomew(Y)	11,533	Benton(Y)	1,335	Blackford(Y)	1,886	Boone(Y)	8,920
(N)	2,515	(N)	16,861	(N)	4,888	(N)	774	(N)	1,163	(N)	3,002
Brown(Y)	2,760	Carroll(Y)	3,150	Cass(Y)	5,594	Clark(Y)	16,911	Clay(Y)	4,078	Clinton(Y)	3,921
(N)	1,618	(N)	1,952	(N)	3,792	(N)	6,166	(N)	2,686	(N)	2,047
Crawford(Y)	1,542	Daviess(Y)	3,164	Dearborn(Y)	6,444	Decatur(Y)	3,555	DeKalb(Y)	5,795	Delaware(Y)	15,261
(N)	992	(N)	2,323	(N)	2,851	(N)	1,940	(N)	2,474	(N)	8,061
Dubois(Y)	5,991	Elkhart(Y)	23,371	Fayette(Y)	2,925	Floyd(Y)	12,772	Fountain(Y)	2,620	Franklin(Y)	3,361
(N)	2,441	(N)	8,092	(N)	2,187	(N)	4,029	(N)	2,012	(N)	1,690
Fulton(Y)	3,368	Gibson(Y)	5,638	Grant(Y)	8,091	Greene(Y)	4,236	Hamilton(Y)	32,107	Hancock(Y)	9,580
(N)	2,225	(N)	3,439	(N)	5,001	(N)	2,729	(N)	9,598	(N)	4,082
Harrison(Y)	6,515	Hendricks(Y)	15,403	Henry(Y)	7,836	Howard(Y)	12,597	Huntington(Y)	4,786	Jackson(Y)	6,766
(N)	3,624	(N)	6,776	(N)	3,957	(N)	7,113	(N)	2,280	(N)	3,323
Jasper(Y)	3,668	Jay(Y)	3,070	Jefferson(Y)	4,844	Jennings(Y)	4,193	Johnson(Y)	18,621	Knox(Y)	4,744
(N)	1,722	(N)	2,089	(N)	2,451	(N)	2,654	(N)	6,471	(N)	3,533
Kosciusko(Y)	10,265	LaGrange(Y)	3,550	Lake(Y)	40,987	La Porte(Y)	15,560	Lawrence(Y)	4,868	Madison(Y)	19,927
(N)	4,728	(N)	1,633	(N)	24,116	(N)	9,111	(N)	3,723	(N)	10,674
Marion(Y)	96,628	Marshall(Y)	7,227	Martin(Y)	1,416	Miami(Y)	4,442	Monroe(Y)	15,483	Montgomery(Y)	4,254
(N)	28,860	(N)	3,571	(N)	1,107	(N)	2,799	(N)	6,592	(N)	2,730
Morgan(Y)	7,935	Newton(Y)	2,132	Noble(Y)	5,969	Ohio(Y)	1,150	Orange(Y)	2,857	Owen(Y)	2,699
(N)	4,399	(N)	1,078	(N)	2,956	(N)	599	(N)	1,431	(N)	1,716
Parke(Y)	2,795	Perry(Y)	2,665	Pike(Y)	2,156	Porter(Y)	21,762	Posey(Y)	5,656	Pulaski(Y)	2,036
(N)	1,896	(N)	1,598	(N)	1,524	(N)	11,177	(N)	2,340	(N)	1,440
Putnam(Y)	4,596	Randolph(Y)	4,105	Ripley(Y)	4,105	Rush(Y)	2,735	St. Joseph(Y)	40,527	Scott(Y)	3,238
(N)	2,823	(N)	2,820	(N)	2,060	(N)	1,487	(N)	14,072	(N)	1,604
Shelby(Y)	5,972	Spencer(Y)	3,932	Starke(Y)	3,269	Steuben(Y)	5,161	Sullivan(Y)	2,739	Switzerland(Y)	1,245
(N)	3,137	(N)	1,831	(N)	2,249	(N)	2,107	(N)	2,359	(N)	655
Tippecanoe(Y)	19,226	Tipton(Y)	2,880	Union(Y)	1,343	Vanderburgh(Y)	31,793	Vermillion(Y)	2,368	Vigo(Y)	14,052
(N)	7,256	(N)	1,695	(N)	612	(N)	10,071	(N)	1,738	(N)	7,970
Wabash(Y)	3,528	Warren(Y)	1,441	Warrick(Y)	10,641	Washington(Y)	4,381	Wayne(Y)	9,053	Wells(Y)	4,749
(N)	2,113	(N)	922	(N)	4,097	(N)	2,494	(N)	3,935	(N)	2,751
White(Y)	4,004	Whitley(Y)	5,170								
(N)	2,376	(N)	2,831								

Election Report - State of Indiana

First District	Indiana Court of Appeals						Yes Votes	No Votes	
Judge of the Indiana Court of Appeals								319,588	172,551
Shall Judge Edward W. Najam, Jr. be retained in office?									
Bartholomew(Y) 10,899 (N) 5,265	Boone(Y) 8,575 (N) 3,081	Brown(Y) 2,636 (N) 1,708	Clark(Y) 16,259 (N) 6,564	Clay(Y) 3,816 (N) 2,870	Crawford(Y) 1,488 (N) 1,024				
Daviess(Y) 3,101 (N) 2,472	Dearborn(Y) 6,130 (N) 3,051	Decatur(Y) 3,315 (N) 2,115	Dubois(Y) 5,706 (N) 2,601	Fayette(Y) 2,735 (N) 2,306	Floyd(Y) 12,075 (N) 4,546				
Fountain(Y) 2,518 (N) 2,086	Franklin(Y) 3,154 (N) 1,838	Gibson(Y) 5,263 (N) 3,710	Greene(Y) 4,008 (N) 2,882	Hancock(Y) 8,924 (N) 4,604	Harrison(Y) 6,177 (N) 3,884				
Hendricks(Y) 14,498 (N) 7,292	Henry(Y) 7,542 (N) 4,162	Jackson(Y) 6,379 (N) 3,573	Jefferson(Y) 4,533 (N) 2,579	Jennings(Y) 3,893 (N) 2,899	Johnson(Y) 17,897 (N) 6,938				
Knox(Y) 4,429 (N) 3,687	Lawrence(Y) 4,571 (N) 3,902	Martin(Y) 1,301 (N) 1,188	Monroe(Y) 16,034 (N) 6,597	Montgomery(Y) 4,024 (N) 2,907	Morgan(Y) 7,357 (N) 4,725				
Ohio(Y) 1,094 (N) 643	Orange(Y) 2,680 (N) 1,547	Owen(Y) 2,600 (N) 1,767	Parke(Y) 2,598 (N) 2,007	Perry(Y) 2,484 (N) 1,721	Pike(Y) 2,037 (N) 1,594				
Posey(Y) 5,408 (N) 2,537	Putnam(Y) 4,301 (N) 2,995	Randolph(Y) 4,559 (N) 2,820	Ripley(Y) 3,865 (N) 2,231	Rush(Y) 2,600 (N) 1,534	Scott(Y) 3,113 (N) 1,703				
Shelby(Y) 5,576 (N) 3,374	Spencer(Y) 3,737 (N) 1,958	Sullivan(Y) 2,488 (N) 2,504	Switzerland(Y) 1,181 (N) 695	Union(Y) 1,276 (N) 1,073	Vanderburgh(Y) 30,652 (N) 10,776				
Vermillion(Y) 2,192 (N) 1,869	Vigo(Y) 13,011 (N) 8,764	Warrick(Y) 10,256 (N) 4,426	Washington(Y) 3,926 (N) 2,826	Wayne(Y) 8,717 (N) 4,131					

Second District-	Indiana Court of Appeals						Yes Votes	No Votes	
Judge of the Indiana Court of Appeals								240,181	108,660
Shall Judge Ezra H. Friedlander be retained in office?									
Adams(Y) 4,165 (N) 2,604	Blackford(Y) 1,836 (N) 1,150	Carroll(Y) 3,023 (N) 2,074	Cass(Y) 5,509 (N) 3,765	Clinton(Y) 3,840 (N) 2,040	Delaware(Y) 14,804 (N) 8,225				
Grant(Y) 8,049 (N) 4,677	Hamilton(Y) 31,087 (N) 9,976	Howard(Y) 12,044 (N) 7,474	Huntington(Y) 4,649 (N) 2,337	Jay(Y) 3,031 (N) 2,100	Madison(Y) 18,998 (N) 11,344				
Marion(Y) 91,262 (N) 31,560	Miami(Y) 4,304 (N) 2,841	Tippecanoe(Y) 18,888 (N) 7,462	Tipton(Y) 2,741 (N) 1,756	Wabash(Y) 3,411 (N) 2,111	Wells(Y) 4,634 (N) 2,767				
White(Y) 3,906 (N) 2,397									

Second District	Indiana Court of Appeals						Yes Votes	No Votes	
Judge of the Indiana Court of Appeals								247,985	101,707
Shall Judge James S. Kirsch be retained in office?									
Adams(Y) 4,399 (N) 2,394	Blackford(Y) 1,918 (N) 1,095	Carroll(Y) 3,158 (N) 1,889	Cass(Y) 5,648 (N) 3,557	Clinton(Y) 4,015 (N) 1,958	Delaware(Y) 15,519 (N) 7,849				
Grant(Y) 7,841 (N) 5,000	Hamilton(Y) 31,963 (N) 9,057	Howard(Y) 12,430 (N) 7,026	Huntington(Y) 4,938 (N) 2,227	Jay(Y) 3,153 (N) 1,972	Madison(Y) 19,786 (N) 10,566				
Marion(Y) 93,851 (N) 28,852	Miami(Y) 4,532 (N) 2,653	Tippecanoe(Y) 19,544 (N) 7,002	Tipton(Y) 2,877 (N) 1,660	Wabash(Y) 3,564 (N) 2,025	Wells(Y) 4,863 (N) 2,600				
White(Y) 3,986 (N) 2,325									

Third District	Indiana Court of Appeals						Yes Votes	No Votes
-----------------------	---------------------------------	--	--	--	--	--	------------------	-----------------

Election Report - State of Indiana

Third District	Indiana Court of Appeals								Yes Votes	No Votes	
Judge of the Indiana Court of Appeals										245,786	116,747
Shall Judge Terry A. Crone be retained in office?											
Allen(Y)	47,167	Benton(Y)	1,314	DeKalb(Y)	5,710	Elkhart(Y)	23,043	Fulton(Y)	3,310	Jasper(Y)	3,550
(N)	16,738	(N)	774	(N)	2,406	(N)	8,305	(N)	2,235	(N)	1,768
Kosciusko(Y)	10,077	LaGrange(Y)	3,514	Lake(Y)	38,327	La Porte(Y)	15,268	Marshall(Y)	7,147	Newton(Y)	2,103
(N)	4,723	(N)	1,619	(N)	24,860	(N)	9,029	(N)	3,582	(N)	1,094
Noble(Y)	5,858	Porter(Y)	21,286	Pulaski(Y)	2,011	St. Joseph(Y)	41,138	Starke(Y)	3,177	Steuben(Y)	5,117
(N)	2,946	(N)	11,480	(N)	1,418	(N)	15,711	(N)	2,237	(N)	2,101
Warren(Y)	1,544	Whitley(Y)	5,125								
(N)	946	(N)	2,775								

Fourth District	Indiana Court of Appeals								Yes Votes	No Votes	
Judge of the Indiana Court of Appeals										872,342	342,942
Shall Judge Patricia A. Riley be retained in office?											
Adams(Y)	4,491	Allen(Y)	50,675	Bartholomew(Y)	11,900	Benton(Y)	1,390	Blackford(Y)	1,960	Boone(Y)	9,119
(N)	2,307	(N)	15,061	(N)	4,571	(N)	722	(N)	1,036	(N)	2,682
Brown(Y)	2,919	Carroll(Y)	3,355	Cass(Y)	6,032	Clark(Y)	17,730	Clay(Y)	4,283	Clinton(Y)	4,163
(N)	1,467	(N)	1,725	(N)	3,268	(N)	5,415	(N)	2,410	(N)	1,819
Crawford(Y)	1,644	Daviess(Y)	3,404	Dearborn(Y)	6,615	Decatur(Y)	3,764	DeKalb(Y)	5,890	Delaware(Y)	16,299
(N)	891	(N)	2,223	(N)	2,684	(N)	1,795	(N)	2,186	(N)	7,169
Dubois(Y)	6,480	Elkhart(Y)	24,097	Fayette(Y)	3,172	Floyd(Y)	13,225	Fountain(Y)	2,815	Franklin(Y)	3,458
(N)	2,121	(N)	7,444	(N)	2,022	(N)	3,696	(N)	1,826	(N)	1,601
Fulton(Y)	3,507	Gibson(Y)	5,905	Grant(Y)	8,459	Greene(Y)	4,572	Hamilton(Y)	32,678	Hancock(Y)	9,959
(N)	2,064	(N)	3,136	(N)	4,487	(N)	2,435	(N)	8,884	(N)	3,716
Harrison(Y)	7,284	Hendricks(Y)	15,978	Henry(Y)	8,244	Howard(Y)	13,073	Huntington(Y)	5,122	Jackson(Y)	6,983
(N)	3,238	(N)	6,135	(N)	3,577	(N)	6,595	(N)	2,087	(N)	3,067
Jasper(Y)	4,472	Jay(Y)	3,331	Jefferson(Y)	5,343	Jennings(Y)	4,451	Johnson(Y)	19,037	Knox(Y)	5,012
(N)	1,625	(N)	1,789	(N)	2,138	(N)	2,396	(N)	6,030	(N)	3,216
Kosciusko(Y)	10,423	LaGrange(Y)	3,632	Lake(Y)	41,326	La Porte(Y)	16,404	Lawrence(Y)	5,079	Madison(Y)	20,901
(N)	4,326	(N)	1,522	(N)	22,435	(N)	7,762	(N)	3,457	(N)	9,715
Marion(Y)	99,276	Marshall(Y)	7,664	Martin(Y)	1,504	Miami(Y)	4,694	Monroe(Y)	16,515	Montgomery(Y)	4,576
(N)	25,589	(N)	3,207	(N)	1,015	(N)	2,515	(N)	5,609	(N)	2,428
Morgan(Y)	8,394	Newton(Y)	2,266	Noble(Y)	6,110	Ohio(Y)	1,207	Orange(Y)	3,060	Owen(Y)	2,794
(N)	4,208	(N)	980	(N)	2,820	(N)	546	(N)	1,308	(N)	1,557
Parke(Y)	2,994	Perry(Y)	3,115	Pike(Y)	2,332	Porter(Y)	22,833	Posey(Y)	5,914	Pulaski(Y)	2,127
(N)	1,684	(N)	1,400	(N)	1,384	(N)	10,158	(N)	2,084	(N)	1,313
Putnam(Y)	4,837	Randolph(Y)	4,679	Ripley(Y)	4,243	Rush(Y)	2,832	St. Joseph(Y)	40,890	Scott(Y)	3,366
(N)	2,609	(N)	2,262	(N)	1,920	(N)	1,291	(N)	12,873	(N)	1,492
Shelby(Y)	6,233	Spencer(Y)	4,341	Starke(Y)	3,432	Steuben(Y)	5,357	Sullivan(Y)	2,857	Switzerland(Y)	1,281
(N)	2,876	(N)	1,586	(N)	1,976	(N)	1,878	(N)	2,141	(N)	620
Tippecanoe(Y)	20,506	Tipton(Y)	2,951	Union(Y)	1,390	Vanderburgh(Y)	33,161	Vermillion(Y)	2,597	Vigo(Y)	14,923
(N)	6,556	(N)	1,567	(N)	656	(N)	8,779	(N)	1,532	(N)	7,145
Wabash(Y)	3,752	Warren(Y)	1,583	Warrick(Y)	11,293	Washington(Y)	4,447	Wayne(Y)	9,468	Wells(Y)	4,952
(N)	1,893	(N)	903	(N)	3,642	(N)	2,371	(N)	3,492	(N)	2,497
White(Y)	4,234	Whitley(Y)	5,307								
(N)	2,123	(N)	2,484								

Election Report - State of Indiana

Civil Division, Rm. 7	Lake County Superior Court	Yes Votes	No Votes
Lake County Superior Court Judge		40,785	23,528
Shall Judge Jeffery J. Dywan be retained in office as Lake County Superior Court Judge, Civil Division, Room 7?			
.....			
Lake(Y)	40,785		
(N)	23,528		


Criminal Division, Rm. 1	Lake County Superior Court	Yes Votes	No Votes
Lake County Superior Court Judge		41,682	24,083
Shall Judge Salvador Vasquez be retained in office as Lake County Superior Court Judge, Crimir Division, Room 1?			
.....			
Lake(Y)	41,682		
(N)	24,083		

Election Report - State of Indiana

Seat 3	St. Joseph Superior Court	Yes Votes	No Votes
St. Joseph Superior Court Judge		39,389	16,297
Shall Judge Jerome Frese be retained in office as St. Joseph Superior Court Judge, Seat 3?			
St. Joseph(Y)		39,389	
(N)			16,297

Seat 4	St. Joseph Superior Court	Yes Votes	No Votes
St. Joseph Superior Court Judge		40,292	13,850
Shall Judge William T. Means be retained in office for St. Joseph Superior Court Judge, Seat 4?			
St. Joseph(Y)		40,292	
(N)			13,850

Seat 5	St. Joseph Superior Court	Yes Votes	No Votes
St. Joseph Superior Court Judge		40,402	15,335
Shall Judge Jenny Pitts Manier be retained in office as St. Joseph Superior Court Judge, Seat 5?			
St. Joseph(Y)		40,402	
(N)			15,335



2006 General Election
 Tuesday, November 7, 2006

General Election Turnout and Registration

County	Registered Voters	Voters Voting	Turnout	In Person	Absentee	Absentee
Adams	19,736	9,480	48 %	8,758	722	8 %
Allen	228,579	89,934	39 %	81,523	8,411	9 %
Bartholomew	50,918	21,558	42 %	19,319	2,239	10 %
Benton	6,149	2,745	45 %	2,473	272	10 %
Blackford	9,475	4,143	44 %	3,598	545	13 %
Boone	35,626	14,209	40 %	12,672	1,537	11 %
Brown	12,729	6,306	50 %	5,407	899	14 %
Carroll	13,818	6,550	47 %	6,033	517	8 %
Cass	21,550	11,408	53 %	8,838	2,570	23 %
Clark	77,156	34,084	44 %	30,535	3,549	10 %
Clay	19,187	8,824	46 %	7,726	1,098	12 %
Clinton	21,657	8,168	38 %	7,329	839	10 %
Crawford	8,743	4,135	47 %	3,590	545	13 %
Daviess	18,375	8,083	44 %	7,077	1,006	12 %
Dearborn	36,239	13,457	37 %	12,406	1,051	8 %
Decatur	14,988	7,123	48 %	6,221	952	13 %
DeKalb	28,323	10,955	39 %	10,044	909	8 %
Delaware	85,389	32,794	38 %	28,772	4,022	12 %
Dubois	28,807	13,330	46 %	12,092	1,238	9 %
Elkhart	103,697	44,722	43 %	41,764	2,958	7 %
Fayette	17,814	7,050	40 %	6,256	794	11 %
Floyd	55,598	25,768	46 %	23,404	2,364	9 %
Fountain	13,023	5,816	45 %	5,289	527	9 %
Franklin	17,482	7,177	41 %	6,563	614	9 %
Fulton	13,957	7,166	51 %	6,514	712	10 %
Gibson	19,756	12,241	62 %	10,671	1,570	13 %
Grant	53,052	19,616	37 %	17,965	1,921	10 %
Greene	17,860	10,925	61 %	9,440	1,485	14 %
Hamilton	159,299	60,243	38 %	56,097	4,146	7 %
Hancock	47,656	18,062	38 %	16,416	1,646	9 %
Harrison	28,477	13,876	49 %	12,636	1,240	9 %
Hendricks	81,194	32,263	40 %	29,949	2,314	7 %
Henry	32,751	15,363	47 %	14,055	1,308	9 %
Howard	60,852	27,252	45 %	24,824	2,428	9 %
Huntington	24,982	9,851	39 %	9,074	777	8 %
Jackson	30,042	14,111	47 %	12,539	1,572	11 %
Jasper	18,763	7,674	41 %	7,147	527	7 %
Jay	13,743	6,680	49 %	5,759	921	14 %
Jefferson	19,179	10,573	55 %	9,152	1,421	13 %
Jennings	21,813	10,040	46 %	7,527	2,513	25 %
Johnson	81,369	31,249	38 %	29,108	2,141	7 %
Knox	26,237	13,176	50 %	11,403	1,773	13 %
Kosciusko	49,554	19,355	39 %	17,957	1,398	7 %
LaGrange	15,049	6,684	44 %	6,160	524	8 %
Lake	357,833	103,490	29 %	97,507	5,983	6 %
La Porte	77,841	31,591	41 %	28,726	2,865	9 %
Lawrence	33,111	13,513	41 %	11,233	2,280	17 %

2006 General Election
 Tuesday, November 7, 2006

General Election Turnout and Registration

County	Registered Voters	Voters Voting	Turnout	In Person	Absentee	Absentee
Madison	86,996	40,234	46 %	34,934	5,300	13 %
Marion	613,881	203,737	33 %	190,863	12,874	6 %
Marshall	30,095	14,256	47 %	12,593	1,656	12 %
Martin	7,332	4,023	55 %	3,519	504	13 %
Miami	23,913	9,638	40 %	8,654	984	10 %
Monroe	104,246	34,379	33 %	26,353	7,937	23 %
Montgomery	26,558	9,527	36 %	8,754	773	8 %
Morgan	38,712	16,299	42 %	14,719	1,590	10 %
Newton	10,401	4,373	42 %	3,944	429	10 %
Noble	28,853	11,959	41 %	11,066	887	7 %
Ohio	4,893	2,470	50 %	1,895	575	23 %
Orange	15,433	6,344	41 %	5,659	685	11 %
Owen	14,335	6,132	43 %	5,166	966	16 %
Parke	12,472	5,550	44 %	4,675	875	16 %
Perry	14,795	6,867	46 %	5,599	1,268	18 %
Pike	9,995	5,370	54 %	4,550	820	15 %
Porter	104,326	42,446	41 %	39,724	2,722	6 %
Posey	16,551	10,293	62 %	9,776	517	5 %
Pulaski	9,420	4,999	53 %	4,321	678	14 %
Putnam	22,928	9,698	42 %	8,660	1,038	11 %
Randolph	18,235	8,227	45 %	7,378	608	7 %
Ripley	20,515	8,593	42 %	7,742	851	10 %
Rush	12,049	5,538	46 %	4,941	597	11 %
St. Joseph	180,827	80,744	45 %	71,176	9,568	12 %
Scott	17,632	6,612	38 %	5,678	934	14 %
Shelby	25,151	11,924	47 %	10,577	1,347	11 %
Spencer	14,485	8,215	57 %	6,937	1,278	16 %
Starke	17,562	7,641	44 %	6,693	948	12 %
Steuben	23,300	9,215	40 %	8,426	789	9 %
Sullivan	15,334	7,350	48 %	6,376	974	13 %
Switzerland	6,855	2,793	41 %	2,461	332	12 %
Tippecanoe	85,571	34,620	40 %	32,180	2,440	7 %
Tipton	12,884	6,122	48 %	5,157	965	16 %
Union	5,159	2,587	50 %	2,297	290	11 %
Vanderburgh	124,453	56,286	45 %	48,734	7,552	13 %
Vermillion	12,383	5,709	46 %	5,283	426	7 %
Vigo	75,211	30,237	40 %	24,131	6,106	20 %
Wabash	23,875	8,002	34 %	7,454	548	7 %
Warren	6,365	3,137	49 %	2,822	315	10 %
Warrick	45,373	20,801	46 %	18,859	1,942	9 %
Washington	18,575	9,257	50 %	8,254	1,003	11 %
Wayne	50,284	16,748	33 %	15,238	1,510	9 %
Wells	20,444	9,589	47 %	8,603	986	10 %
White	17,127	7,808	46 %	7,223	585	7 %
Whitley	20,475	10,189	50 %	9,252	937	9 %
	4,295,687	1,719,351	40 %	1,548,844	170,552	10 %