

IND,

324

I 385g

2004

C. 2

**2004**

**Indiana**

# **Election Report**

STATE LIBRARY

JUL 31 2007

INDIANA



Published by the  
Indiana Election Division  
302 West Washington Street  
Indiana Government Center South, Rm E-204  
Indianapolis, IN 46204-2743  
(317) 232-3939 \* (800) 622-4941  
FAX: (317) 233-6793  
[www.in.gov/sos/elections](http://www.in.gov/sos/elections)

## Presentation of the 2004 Indiana Election Report

This document includes the official returns of the 2004 Indiana Primary Election and the 2004 Indiana General Election.

### The Primary Election returns for the following offices are included in this order:

President of the United States  
United States Senator  
Governor of the State of Indiana  
United States Representative  
Indiana State Senate  
Indiana State Representative  
Circuit Court Judge, in certain counties  
Superior Court Judge, in certain counties

The Primary Election returns list the major political parties in alphabetical order in each election district, with each candidate for the party's nomination to that office listed in alphabetical order by surname. An asterisk indicates the candidate declared nominated following the primary.

### The General Election returns for the following offices are included in this order:

Electors for President and Vice-President of the United States  
United States Senator  
Governor and Lieutenant Governor of the State of Indiana  
Attorney General of the State of Indiana  
Superintendent of Public Instruction of the State of Indiana  
United States Representative  
Indiana State Senate  
Indiana State Representative  
Circuit Court Judge, in certain counties  
Superior Court Judge, in certain counties

The General Election returns list the candidates in order according to the number of votes received. An asterisk indicates the candidate declared elected following the election.

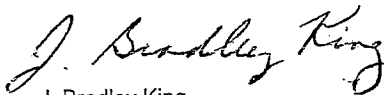
The General Election returns also include the results for the ballot question concerning the retention of a Judge of the Indiana Court of Appeals as well as the results for the ballot questions concerning the retention of Judges of the Superior Courts in Lake and St. Joseph Counties.

The General Election returns also include the results of three ballot questions concerning the ratification of amendments to the Constitution of the State of Indiana.

The 2004 Indiana Election Report also includes information concerning the total number of registered voters and percentage of voter turnout for Indiana and for each county.

We would like to take this opportunity to thank the Secretary of State, the members of the Indiana Election Commission, the staff of the Indiana Election Division, the members of County Election Boards, the Circuit Court Clerks, County Election Directors, County Voter Registration Officers, and every individual who assisted county election boards or served as an inspector, judge, poll clerk, or sheriff in a polling place in Indiana. The dedication of each of these individuals to the efficiency and integrity of the electoral process made the 2004 primary and general election a success.

If the Election Division can provide you with additional information or assistance, please contact this office.



J. Bradley King  
Co-Director



Kristi Robertson  
Co-Director

## May 4, 2004 Primary Election Results

### Contests and Recounts

Following the 2004 primary election, no contest petitions were filed with the Indiana Election Division for the nomination to a federal, state, or state legislative office.

Following the 2004 primary election, no contest petitions were filed with any county election board for the nomination to a judicial office.

Also following the 2004 primary election, no recount petitions were filed with the Indiana Election Division for the nomination to federal or state offices.

The only recount petition filed with the Indiana Election Division was for the Republican Party nomination for Indiana State Senate, District 36. The official vote totals for the candidates for this nomination were corrected by the canvass conducted by the Indiana Recount Commission in accordance with Indiana Code 3-12-11-23. This Election Report includes the corrected official vote totals for these candidates.

### Candidate Vacancies Occurring After the Primary

**Dennis K. Kruse**, the Republican Party nominee for Indiana State Representative, District 51, filed a statement of withdrawal as the nominee on May 7, 2004. The Republican Party filed a Certificate of Candidate Selection to Fill an Early Ballot Vacancy for State Legislative Office with the Election Division on May 19, 2004, designating **Richard A. (Dick) Dodge** as the Republican Party nominee for this office.

**Becky Skillman**, the Republican Party nominee for Indiana State Senate, District 44, filed a statement of withdrawal as the nominee on June 8, 2004. The Republican Party filed a Certificate of Candidate Selection to Fill an Early Ballot Vacancy for State Legislative Office with the Election Division on June 21, 2004, designating **Brent Steele** as the Republican Party nominee for this office.

**Dolores J. Montgomery**, the Democratic Party nominee for Indiana State Representative, District 58, filed a statement of withdrawal as the nominee on July 12, 2004. The Democratic Party filed a Certificate of Candidate Selection to Fill an Early Ballot Vacancy for State Legislative Office with the Election Division on August 6, 2004, designating **Greg Turley** as the Democratic Party nominee for this office.

**Jeffery M. Lee**, the Republican Party nominee for Indiana State Representative, District 46, filed a statement of withdrawal as the nominee on October 1, 2004. The Republican Party filed a Certificate of Candidate Selection to Fill an Early Ballot Vacancy for State Legislative Office with the Election Division on October 12, 2004, designating **R. Brooks LaPlante** as the Republican Party nominee for this office.

Following the May 4, 2004 primary and in accordance with procedures outlined in Indiana Code 3-13-1, the Democratic and Republican Parties also filled other candidate vacancies resulting from the failure of any individual to seek nomination to an office by filing as a candidate for the Democratic or Republican Party primary.

Likewise, following procedures in Indiana Code 3-13-1-20, the Libertarian Party filled other candidate vacancies resulting from the failure of the Libertarian Party to nominate a candidate for an office at the state convention.

## November 2, 2004 General Election Results

### Contests and Recounts

A recount petition for **Indiana State Representative, District 9** was filed with the Indiana Election Division following the 2004 general election. The Indiana Recount Commission dismissed this recount petition on November 12, 2004.

A recount and contest petition for **United States Representative, District 9** was also filed with the Indiana Election Division following the 2004 general election. The Indiana State Recount Commission dismissed this recount and contest petition on December 10, 2004.

No other recount or contest petitions were filed with the Indiana Election Division for any other federal, state, or state legislative office.

No recount or contest petitions were filed with any circuit court clerk for any local judicial office.

2004 Primary Election  
 Tuesday, May 4, 2004

## Election Report - State of Indiana

### President of the United States

Statewide	Democratic						Votes		
							<b>17,437</b>		
<b>Wesley K. Clark</b>									
Adams	56	Allen	550	Bartholomew	243	Benton	8	Blackford	68
Boone	73	Brown	69	Carroll	43	Cass	106	Clark	585
Clay	134	Clinton	72	Crawford	77	Daviess	73	Dearborn	60
Decatur	45	DeKalb	59	Delaware	630	Dubois	281	Elkhart	130
Fayette	102	Floyd	224	Fountain	30	Franklin	85	Fulton	27
Gibson	210	Grant	198	Greene	266	Hamilton	226	Hancock	76
Harrison	226	Hendricks	177	Henry	177	Howard	198	Huntington	69
Jackson	148	Jasper	43	Jay	67	Jefferson	140	Jennings	120
Johnson	135	Knox	349	Kosciusko	58	LaGrange	17	Lake	2,547
La Porte	361	Lawrence	96	Madison	501	Marion	1,501	Marshall	82
Martin	157	Miami	84	Monroe	236	Montgomery	59	Morgan	101
Newton	40	Noble	60	Ohio	9	Orange	76	Owen	79
Parke	56	Perry	170	Pike	104	Porter	217	Posey	199
Pulaski	40	Putnam	108	Randolph	56	Ripley	61	Rush	35
St. Joseph	430	Scott	189	Shelby	112	Spencer	54	Starke	113
Steuben	23	Sullivan	225	Switzerland	50	Tippecanoe	156	Tipton	50
Union	21	Vanderburgh	487	Vermillion	190	Vigo	941	Wabash	60
Warren	24	Warrick	213	Washington	87	Wayne	98	Wells	47
White	57	Whitley	45						
							<b>21,482</b>		
<b>Howard Dean</b>									
Adams	99	Allen	624	Bartholomew	259	Benton	23	Blackford	79
Boone	53	Brown	87	Carroll	60	Cass	141	Clark	764
Clay	153	Clinton	74	Crawford	102	Daviess	86	Dearborn	87
Decatur	49	DeKalb	67	Delaware	747	Dubois	437	Elkhart	247
Fayette	123	Floyd	247	Fountain	52	Franklin	93	Fulton	56
Gibson	249	Grant	310	Greene	178	Hamilton	232	Hancock	81
Harrison	296	Hendricks	143	Henry	175	Howard	287	Huntington	73
Jackson	170	Jasper	51	Jay	80	Jefferson	146	Jennings	142
Johnson	155	Knox	348	Kosciusko	74	LaGrange	47	Lake	2,489
La Porte	588	Lawrence	88	Madison	703	Marion	2,021	Marshall	91
Martin	212	Miami	101	Monroe	520	Montgomery	72	Morgan	113
Newton	55	Noble	69	Ohio	12	Orange	106	Owen	77
Parke	75	Perry	204	Pike	109	Porter	365	Posey	233
Pulaski	62	Putnam	76	Randolph	87	Ripley	67	Rush	41
St. Joseph	789	Scott	174	Shelby	97	Spencer	73	Starke	119
Steuben	44	Sullivan	250	Switzerland	69	Tippecanoe	283	Tipton	63
Union	17	Vanderburgh	628	Vermillion	222	Vigo	1,113	Wabash	64
Warren	12	Warrick	290	Washington	118	Wayne	167	Wells	68
White	73	Whitley	67						

2004 Primary Election  
 Tuesday, May 4, 2004

## Election Report - State of Indiana

### President of the United States

Statewide	Democratic						Votes		
<b>John Edwards</b>							<b>35,651</b>		
Adams	138	Allen	937	Bartholomew	451	Benton	35	Blackford	129
Boone	106	Brown	145	Carroll	94	Cass	229	Clark	1,220
Clay	312	Clinton	147	Crawford	127	Daviess	125	Dearborn	171
Decatur	80	DeKalb	128	Delaware	1,285	Dubois	554	Elkhart	317
Fayette	251	Floyd	509	Fountain	83	Franklin	183	Fulton	82
Gibson	442	Grant	427	Greene	309	Hamilton	389	Hancock	157
Harrison	574	Hendricks	277	Henry	380	Howard	495	Huntington	112
Jackson	320	Jasper	72	Jay	121	Jefferson	264	Jennings	206
Johnson	293	Knox	584	Kosciusko	142	LaGrange	74	Lake	4,114
La Porte	765	Lawrence	146	Madison	1,101	Marion	2,775	Marshall	136
Martin	328	Miami	164	Monroe	485	Montgomery	98	Morgan	156
Newton	79	Noble	194	Ohio	23	Orange	170	Owen	166
Parke	117	Perry	324	Pike	238	Porter	604	Posey	340
Pulaski	99	Putnam	119	Randolph	129	Ripley	191	Rush	79
St. Joseph	1,654	Scott	401	Shelby	200	Spencer	153	Starke	209
Steuben	65	Sullivan	390	Switzerland	120	Tippecanoe	458	Tipton	165
Union	30	Vanderburgh	1,112	Vermillion	373	Vigo	2,200	Wabash	112
Warren	29	Warrick	482	Washington	219	Wayne	299	Wells	114
White	122	Whitley	128						
<b>John F. Kerry</b>							<b>231,047 *</b>		
Adams	822	Allen	6,242	Bartholomew	2,770	Benton	189	Blackford	689
Boone	575	Brown	909	Carroll	592	Cass	1,178	Clark	6,414
Clay	1,337	Clinton	794	Crawford	969	Daviess	632	Dearborn	1,007
Decatur	455	DeKalb	858	Delaware	7,303	Dubois	2,794	Elkhart	2,629
Fayette	1,197	Floyd	3,164	Fountain	523	Franklin	780	Fulton	436
Gibson	2,186	Grant	2,079	Greene	1,562	Hamilton	2,905	Hancock	992
Harrison	2,515	Hendricks	1,615	Henry	2,076	Howard	2,886	Huntington	663
Jackson	1,676	Jasper	580	Jay	854	Jefferson	1,561	Jennings	1,217
Johnson	1,756	Knox	2,658	Kosciusko	680	LaGrange	405	Lake	33,479
La Porte	5,414	Lawrence	984	Madison	6,729	Marion	32,388	Marshall	854
Martin	1,250	Miami	851	Monroe	4,164	Montgomery	642	Morgan	931
Newton	470	Noble	928	Ohio	221	Orange	905	Owen	915
Parke	767	Perry	1,890	Pike	1,087	Porter	4,486	Posey	1,478
Pulaski	579	Putnam	730	Randolph	841	Ripley	907	Rush	336
St. Joseph	12,254	Scott	2,177	Shelby	910	Spencer	711	Starke	1,269
Steuben	548	Sullivan	1,969	Switzerland	729	Tippecanoe	3,020	Tipton	530
Union	241	Vanderburgh	6,275	Vermillion	1,896	Vigo	9,593	Wabash	654
Warren	220	Warrick	2,446	Washington	1,130	Wayne	2,129	Wells	538
White	816	Whitley	642						

2004 Primary Election  
 Tuesday, May 4, 2004

# Election Report - State of Indiana

## President of the United States

Statewide		Democratic				Votes			
						7,003			
<b>Dennis J. Kucinich</b>									
Adams	26	Allen	216	Bartholomew	59	Benton	0	Blackford	8
Boone	14	Brown	39	Carroll	8	Cass	28	Clark	171
Clay	22	Clinton	21	Crawford	27	Daviess	13	Dearborn	16
Decatur	9	DeKalb	22	Delaware	183	Dubois	52	Elkhart	110
Fayette	20	Floyd	73	Fountain	7	Franklin	27	Fulton	8
Gibson	51	Grant	45	Greene	33	Hamilton	75	Hancock	20
Harrison	101	Hendricks	41	Henry	45	Howard	65	Huntington	22
Jackson	33	Jasper	9	Jay	10	Jefferson	28	Jennings	29
Johnson	69	Knox	47	Kosciusko	36	LaGrange	8	Lake	1,265
La Porte	139	Lawrence	16	Madison	143	Marion	737	Marshall	19
Martin	33	Miami	19	Monroe	551	Montgomery	11	Morgan	27
Newton	23	Noble	17	Ohio	3	Orange	27	Owen	46
Parke	7	Perry	27	Pike	23	Porter	163	Posey	48
Pulaski	9	Putnam	9	Randolph	18	Ripley	18	Rush	5
St. Joseph	563	Scott	53	Shelby	17	Spencer	7	Starke	32
Steuben	10	Sullivan	34	Switzerland	14	Tippecanoe	138	Tipton	10
Union	9	Vanderburgh	159	Vermillion	55	Vigo	333	Wabash	31
Warren	5	Warrick	38	Washington	20	Wayne	91	Wells	9
White	17	Whitley	9						
						4,591			

<b>Lyndon H. LaRouche, Jr.</b>									
Adams	12	Allen	88	Bartholomew	30	Benton	1	Blackford	10
Boone	7	Brown	21	Carroll	2	Cass	31	Clark	193
Clay	32	Clinton	7	Crawford	21	Daviess	12	Dearborn	13
Decatur	7	DeKalb	13	Delaware	170	Dubois	92	Elkhart	32
Fayette	19	Floyd	60	Fountain	6	Franklin	17	Fulton	3
Gibson	63	Grant	40	Greene	37	Hamilton	33	Hancock	8
Harrison	89	Hendricks	20	Henry	43	Howard	53	Huntington	12
Jackson	34	Jasper	6	Jay	17	Jefferson	34	Jennings	36
Johnson	29	Knox	77	Kosciusko	8	LaGrange	9	Lake	960
La Porte	127	Lawrence	22	Madison	94	Marion	224	Marshall	13
Martin	83	Miami	15	Monroe	30	Montgomery	11	Morgan	18
Newton	5	Noble	12	Ohio	2	Orange	22	Owen	25
Parke	9	Perry	49	Pike	35	Porter	74	Posey	51
Pulaski	6	Putnam	10	Randolph	13	Ripley	17	Rush	4
St. Joseph	151	Scott	68	Shelby	13	Spencer	13	Starke	27
Steuben	8	Sullivan	52	Switzerland	30	Tippecanoe	40	Tipton	9
Union	3	Vanderburgh	153	Vermillion	66	Vigo	338	Wabash	6
Warren	1	Warrick	45	Washington	18	Wayne	39	Wells	3
White	8	Whitley	22						

2004 Primary Election  
 Tuesday, May 4, 2004

## Election Report - State of Indiana

### President of the United States

Statewide	Republican			Votes
<b>George W. Bush</b>				469,528 *
Adams 2,524	Allen 21,649	Bartholomew 7,538	Benton 1,670	Blackford 787
Boone 7,002	Brown 1,669	Carroll 2,621	Cass 4,005	Clark 3,590
Clay 3,104	Clinton 3,779	Crawford 687	Daviess 2,608	Dearborn 2,583
Decatur 2,675	DeKalb 3,103	Delaware 9,086	Dubois 1,634	Elkhart 15,252
Fayette 1,879	Floyd 2,805	Fountain 2,126	Franklin 1,164	Fulton 1,838
Gibson 1,182	Grant 7,840	Greene 2,183	Hamilton 31,063	Hancock 8,354
Harrison 1,958	Hendricks 16,352	Henry 5,952	Howard 7,736	Huntington 4,591
Jackson 2,709	Jasper 3,009	Jay 2,234	Jefferson 1,852	Jennings 2,342
Johnson 15,288	Knox 2,281	Kosciusko 7,919	LaGrange 3,049	Lake 10,799
La Porte 4,462	Lawrence 5,037	Madison 12,055	Marion 58,858	Marshall 3,794
Martin 719	Miami 4,424	Monroe 6,762	Montgomery 6,115	Morgan 7,432
Newton 1,527	Noble 3,716	Ohio 555	Orange 2,995	Owen 1,862
Parke 2,459	Perry 1,068	Pike 935	Porter 6,499	Posey 1,087
Pulaski 1,697	Putnam 4,815	Randolph 3,513	Ripley 2,084	Rush 2,973
St. Joseph 12,460	Scott 598	Shelby 4,126	Spencer 1,046	Starke 1,418
Steuben 3,668	Sullivan 935	Switzerland 518	Tippecanoe 9,314	Tipton 2,770
Union 910	Vanderburgh 7,378	Vermillion 597	Vigo 3,814	Wabash 3,703
Warren 1,195	Warrick 3,984	Washington 2,016	Wayne 6,901	Wells 2,449
White 3,121	Whitley 3,093			



2004 Primary Election  
 Tuesday, May 4, 2004

## Election Report - State of Indiana

### United States Senator

Statewide		Democratic				Votes			
<b>Evan Bayh</b>						304,267 *			
Adams	1,187	Allen	8,220	Bartholomew	3,719	Benton	258	Blackford	1,000
Boone	825	Brown	1,322	Carroll	802	Cass	1,728	Clark	9,517
Clay	1,953	Clinton	1,072	Crawford	1,350	Daviess	938	Dearborn	1,332
Decatur	631	DeKalb	1,072	Delaware	10,194	Dubois	4,265	Elkhart	3,410
Fayette	1,635	Floyd	4,326	Fountain	681	Franklin	795	Fulton	604
Gibson	3,202	Grant	2,954	Greene	2,313	Hamilton	3,665	Hancock	1,312
Harrison	3,881	Hendricks	2,235	Henry	2,906	Howard	3,994	Huntington	912
Jackson	2,465	Jasper	680	Jay	801	Jefferson	2,092	Jennings	1,765
Johnson	2,407	Knox	4,141	Kosciusko	930	LaGrange	556	Lake	37,319
La Porte	6,990	Lawrence	1,302	Madison	9,235	Marion	39,097	Marshall	1,157
Martin	2,216	Miami	1,152	Monroe	5,401	Montgomery	907	Morgan	1,178
Newton	649	Noble	1,245	Ohio	258	Orange	1,278	Owen	1,294
Parke	1,018	Perry	2,594	Pike	1,655	Porter	5,576	Posey	2,373
Pulaski	730	Putnam	1,031	Randolph	1,136	Ripley	1,256	Rush	481
St. Joseph	15,238	Scott	3,129	Shelby	1,336	Spencer	975	Starke	1,583
Steuben	683	Sullivan	2,944	Switzerland	1,046	Tippecanoe	3,893	Tipton	761
Union	177	Vanderburgh	8,633	Vermillion	2,825	Vigo	14,877	Wabash	833
Warren	296	Warrick	3,516	Washington	1,607	Wayne	2,719	Wells	712
White	1,084	Whitley	825						

Statewide		Republican				Votes			
<b>Marvin Scott</b>						335,215 *			
Adams	1,594	Allen	16,601	Bartholomew	4,656	Benton	1,340	Blackford	498
Boone	5,109	Brown	1,341	Carroll	2,083	Cass	3,404	Clark	2,509
Clay	2,180	Clinton	2,594	Crawford	430	Daviess	1,809	Dearborn	2,048
Decatur	1,646	DeKalb	2,113	Delaware	5,920	Dubois	1,051	Elkhart	12,755
Fayette	1,259	Floyd	2,064	Fountain	1,465	Franklin	655	Fulton	1,434
Gibson	939	Grant	5,240	Greene	1,403	Hamilton	21,821	Hancock	6,319
Harrison	1,490	Hendricks	9,006	Henry	4,440	Howard	5,884	Huntington	3,306
Jackson	2,066	Jasper	2,121	Jay	1,218	Jefferson	1,263	Jennings	1,713
Johnson	11,617	Knox	1,611	Kosciusko	5,217	LaGrange	2,547	Lake	8,076
La Porte	3,072	Lawrence	3,249	Madison	7,839	Marion	44,321	Marshall	2,579
Martin	506	Miami	2,889	Monroe	4,684	Montgomery	4,584	Morgan	4,321
Newton	1,205	Noble	2,860	Ohio	432	Orange	1,716	Owen	1,190
Parke	1,312	Perry	637	Pike	502	Porter	5,186	Posey	708
Pulaski	1,109	Putnam	3,186	Randolph	1,947	Ripley	1,692	Rush	2,118
St. Joseph	9,644	Scott	490	Shelby	2,789	Spencer	848	Starke	1,015
Steuben	2,935	Sullivan	673	Switzerland	380	Tippecanoe	6,707	Tipton	1,834
Union	474	Vanderburgh	5,650	Vermillion	482	Vigo	2,876	Wabash	2,430
Warren	844	Warrick	2,424	Washington	1,483	Wayne	5,055	Wells	1,700
White	2,491	Whitley	2,292						

2004 Primary Election  
 Tuesday, May 4, 2004

# Election Report - State of Indiana

## Governor

Statewide		Democratic						Votes	
							283,924 *		
<b>Joe Kernan</b>									
Adams	1,125	Allen	8,055	Bartholomew	3,479	Benton	252	Blackford	916
Boone	784	Brown	1,208	Carroll	748	Cass	1,647	Clark	8,511
Clay	1,750	Clinton	976	Crawford	1,162	Daviess	866	Dearborn	1,157
Decatur	610	DeKaib	1,004	Delaware	9,319	Dubois	3,681	Elkhart	3,383
Fayette	1,459	Floyd	4,000	Fountain	658	Franklin	1,128	Fulton	591
Gibson	2,962	Grant	2,879	Greene	2,077	Hamilton	3,645	Hancock	1,253
Harrison	3,622	Hendricks	2,124	Henry	2,772	Howard	3,804	Huntington	824
Jackson	2,254	Jasper	632	Jay	1,098	Jefferson	1,956	Jennings	1,609
Johnson	2,320	Knox	3,663	Kosciusko	900	LaGrange	541	Lake	31,471
La Porte	6,652	Lawrence	1,137	Madison	8,542	Marion	39,054	Marshall	1,130
Martin	1,930	Miami	1,057	Monroe	5,289	Montgomery	857	Morgan	1,271
Newton	623	Noble	1,206	Ohio	240	Orange	1,183	Owen	1,155
Parke	926	Perry	2,350	Pike	1,484	Porter	5,263	Posey	2,207
Pulaski	723	Putnam	965	Randolph	1,023	Ripley	1,170	Rush	439
St. Joseph	14,549	Scott	2,920	Shelby	1,216	Spencer	909	Starke	1,581
Steuben	668	Sullivan	2,513	Switzerland	930	Tippecanoe	3,950	Tipton	690
Union	306	Vanderburgh	8,326	Vermillion	2,551	Vigo	13,166	Wabash	767
Warren	266	Warrick	3,303	Washington	1,385	Wayne	2,628	Wells	663
White	1,072	Whitley	814						

# Election Report - State of Indiana

## Governor

Statewide		Republican						Votes	
<b>335,828 *</b>									
<b>Mitch Daniels</b>									
Adams	1,584	Allen	15,711	Bartholomew	6,076	Benton	1,407	Blackford	602
Boone	5,715	Brown	1,257	Carroll	1,811	Cass	2,677	Clark	1,872
Clay	2,304	Clinton	2,870	Crawford	487	Daviess	1,988	Dearborn	1,978
Decatur	2,214	DeKalb	2,348	Delaware	6,243	Dubois	1,448	Elkhart	7,206
Fayette	1,426	Floyd	1,594	Fountain	1,672	Franklin	772	Fulton	1,176
Gibson	930	Grant	5,802	Greene	1,827	Hamilton	25,442	Hancock	6,027
Harrison	1,409	Hendricks	9,907	Henry	4,573	Howard	5,219	Huntington	3,751
Jackson	2,040	Jasper	1,768	Jay	1,917	Jefferson	1,398	Jennings	1,657
Johnson	10,667	Knox	1,935	Kosciusko	3,756	LaGrange	1,991	Lake	5,250
La Porte	2,839	Lawrence	3,823	Madison	9,090	Marion	45,058	Marshall	1,888
Martin	506	Miami	3,175	Monroe	5,240	Montgomery	4,584	Morgan	4,970
Newton	910	Noble	2,770	Ohio	445	Orange	2,556	Owen	1,368
Parke	2,086	Perry	922	Pike	739	Porter	3,508	Posey	911
Pulaski	1,045	Putnam	3,578	Randolph	2,680	Ripley	1,492	Rush	1,907
St. Joseph	7,408	Scott	418	Shelby	3,098	Spencer	975	Starke	907
Steuben	2,966	Sullivan	693	Switzerland	378	Tippecanoe	7,433	Tipton	2,035
Union	740	Vanderburgh	6,154	Vermillion	439	Vigo	2,828	Wabash	2,773
Warren	934	Warrick	3,342	Washington	1,368	Wayne	5,107	Wells	1,505
White	2,210	Whitley	2,323						
<b>169,930</b>									
<b>Eric Miller</b>									
Adams	1,041	Allen	8,054	Bartholomew	2,015	Benton	438	Blackford	248
Boone	2,378	Brown	518	Carroll	1,015	Cass	1,543	Clark	1,674
Clay	943	Clinton	1,296	Crawford	195	Daviess	821	Dearborn	563
Decatur	859	DeKalb	1,040	Delaware	3,377	Dubois	215	Elkhart	9,144
Fayette	629	Floyd	1,279	Fountain	561	Franklin	356	Fulton	833
Gibson	289	Grant	2,625	Greene	557	Hamilton	8,369	Hancock	2,995
Harrison	532	Hendricks	8,330	Henry	1,797	Howard	2,897	Huntington	1,228
Jackson	754	Jasper	1,442	Jay	532	Jefferson	542	Jennings	759
Johnson	5,708	Knox	443	Kosciusko	4,535	LaGrange	1,351	Lake	5,828
La Porte	1,782	Lawrence	1,636	Madison	3,582	Marion	18,883	Marshall	2,342
Martin	197	Miami	1,713	Monroe	2,173	Montgomery	2,181	Morgan	3,261
Newton	661	Noble	1,292	Ohio	88	Orange	587	Owen	626
Parke	609	Perry	191	Pike	200	Porter	3,790	Posey	190
Pulaski	773	Putnam	1,947	Randolph	1,156	Ripley	621	Rush	1,534
St. Joseph	5,955	Scott	183	Shelby	1,420	Spencer	132	Starke	590
Steuben	1,176	Sullivan	243	Switzerland	100	Tippecanoe	3,060	Tipton	1,031
Union	220	Vanderburgh	1,322	Vermillion	162	Vigo	998	Wabash	1,441
Warren	397	Warrick	768	Washington	686	Wayne	2,135	Wells	1,154
White	1,153	Whitley	1,041						

2004 Primary Election  
 Tuesday, May 4, 2004

## Election Report - State of Indiana

### United States Representative

<b>District 1</b>	<b>Democratic</b>	<b>Votes</b>
-------------------	-------------------	--------------

<b>Peter J. Visclosky</b>								<b>45,141 *</b>	
Benton	235	Jasper	638	Lake	38,279	Newton	640	Porter	5,349

<b>District 1</b>	<b>Republican</b>	<b>Votes</b>
-------------------	-------------------	--------------

<b>Cyril B. (Cy) Huarter</b>								<b>2,696</b>	
Benton	185	Jasper	279	Lake	1,209	Newton	131	Porter	892

<b>Frank E. Kendrick</b>								<b>9,113</b>	
Benton	900	Jasper	1,589	Lake	3,015	Newton	747	Porter	2,862

<b>Mark J. Leyva</b>								<b>9,529 *</b>	
Benton	499	Jasper	872	Lake	5,922	Newton	492	Porter	1,744

<b>District 2</b>	<b>Democratic</b>	<b>Votes</b>
-------------------	-------------------	--------------

<b>Joe Donnelly</b>								<b>29,117 *</b>	
Carroll	706	Cass	1,602	Elkhart	1,786	Fulton	560	Howard	1,594
La Porte	6,127	Marshall	939	Porter	373	Pulaski	630	St. Joseph	13,355
Starke	1,237	White	208						

<b>District 2</b>	<b>Republican</b>	<b>Votes</b>
-------------------	-------------------	--------------

<b>Chris Chocola</b>								<b>36,847 *</b>	
Carroll	2,257	Cass	3,451	Elkhart	5,258	Fulton	1,692	Howard	1,789
La Porte	3,908	Marshall	3,517	Porter	503	Pulaski	1,480	St. Joseph	11,273
Starke	1,308	White	411						

<b>Tony Zirkle</b>								<b>7,043</b>	
Carroll	503	Cass	769	Elkhart	829	Fulton	325	Howard	383
La Porte	872	Marshall	622	Porter	161	Pulaski	330	St. Joseph	1,982
Starke	182	White	85						

<b>District 3</b>	<b>Democratic</b>	<b>Votes</b>
-------------------	-------------------	--------------

<b>Steve G. Hope</b>								<b>2,790</b>	
Allen	1,527	DeKalb	234	Elkhart	196	Kosciusko	196	LaGrange	101
Noble	232	Steuben	109	Whitley	195				

<b>Maria M. Parra</b>								<b>5,982 *</b>	
Allen	3,701	DeKalb	316	Elkhart	569	Kosciusko	311	LaGrange	189
Noble	366	Steuben	229	Whitley	301				

<b>Mark A. Summers</b>								<b>5,202</b>	
Allen	2,365	DeKalb	404	Elkhart	518	Kosciusko	429	LaGrange	235
Noble	595	Steuben	306	Whitley	350				

<b>District 3</b>	<b>Republican</b>	<b>Votes</b>
-------------------	-------------------	--------------

<b>William Larsen</b>								<b>12,210</b>	
Allen	4,945	DeKalb	678	Elkhart	1,755	Kosciusko	1,424	LaGrange	636
Noble	939	Steuben	983	Whitley	850				

<b>Mark Edward Souder</b>								<b>46,583 *</b>	
Allen	17,670	DeKalb	2,709	Elkhart	8,057	Kosciusko	6,645	LaGrange	2,668
Noble	3,121	Steuben	3,205	Whitley	2,508				

2004 Primary Election  
 Tuesday, May 4, 2004

## Election Report - State of Indiana

### United States Representative

District 4		Democratic						Votes	
								5,604	
<b>Bill Abbott</b>									
Boone	304	Clinton	470	Fountain	59	Hendricks	838	Johnson	695
Lawrence	548	Marion	377	Monroe	373	Montgomery	261	Morgan	372
Tippecanoe	984	White	323						9,320 *
<b>David Sanders</b>									
Boone	375	Clinton	503	Fountain	122	Hendricks	1,057	Johnson	1,147
Lawrence	570	Marion	808	Monroe	414	Montgomery	497	Morgan	572
Tippecanoe	2,771	White	484						9,320 *

District 4		Republican						Votes	
								52,921 *	
<b>Steve Buyer</b>									
Boone	5,141	Clinton	3,126	Fountain	530	Hendricks	10,425	Johnson	8,230
Lawrence	2,727	Marion	2,846	Monroe	1,211	Montgomery	4,627	Morgan	4,450
Tippecanoe	7,292	White	2,316						8,403
<b>Mike Campbell</b>									
Boone	880	Clinton	338	Fountain	68	Hendricks	1,666	Johnson	2,063
Lawrence	501	Marion	484	Monroe	310	Montgomery	545	Morgan	751
Tippecanoe	600	White	197						10,862
<b>Dennis Hardy</b>									
Boone	610	Clinton	267	Fountain	152	Hendricks	2,244	Johnson	1,457
Lawrence	1,139	Marion	761	Monroe	322	Montgomery	1,008	Morgan	1,421
Tippecanoe	1,314	White	167						8,305
<b>Brian D. Paasch</b>									
Boone	639	Clinton	280	Fountain	22	Hendricks	2,178	Johnson	1,243
Lawrence	601	Marion	398	Monroe	372	Montgomery	273	Morgan	905
Tippecanoe	1,169	White	225						8,305

District 5		Democratic						Votes	
								6,732	
<b>Mike Brinegar</b>									
Grant	971	Hamilton	965	Hancock	558	Howard	831	Huntington	310
Johnson	58	Marion	1,581	Miami	510	Shelby	387	Tipton	292
Wabash	269						11,224 *		
<b>Katherine Fox Carr</b>									
Grant	1,715	Hamilton	2,379	Hancock	697	Howard	1,165	Huntington	526
Johnson	78	Marion	2,559	Miami	586	Shelby	629	Tipton	385
Wabash	505						11,224 *		

District 5		Republican						Votes	
								83,136 *	
<b>Dan Burton</b>									
Grant	7,345	Hamilton	27,098	Hancock	7,276	Howard	5,178	Huntington	4,242
Johnson	783	Marion	17,839	Miami	4,079	Shelby	3,273	Tipton	2,600
Wabash	3,423						8,825		
<b>George Thomas Holland</b>									
Grant	539	Hamilton	3,303	Hancock	1,012	Howard	381	Huntington	293
Johnson	99	Marion	1,977	Miami	361	Shelby	296	Tipton	257
Wabash	307						4,287		
<b>Victor Dean Wakley</b>									
Grant	244	Hamilton	1,764	Hancock	297	Howard	162	Huntington	129
Johnson	41	Marion	948	Miami	229	Shelby	130	Tipton	123
Wabash	220						4,287		

2004 Primary Election  
 Tuesday, May 4, 2004

## Election Report - State of Indiana

### United States Representative

District 6		Democratic						Votes	
								31,231 *	
<b>Mel Fox</b>									
Adams	1,050	Allen	263	Bartholomew	1,494	Blackford	656	Dearborn	141
Decatur	541	Delaware	8,553	Fayette	1,154	Franklin	922	Henry	2,461
Jay	849	Johnson	220	Madison	8,303	Randolph	929	Rush	362
Shelby	161	Union	205	Wayne	2,379	Wells	588		

District 6		Republican						Votes	
								61,794 *	
<b>Mike Pence</b>									
Adams	2,329	Allen	724	Bartholomew	4,676	Blackford	720	Dearborn	668
Decatur	2,668	Delaware	9,041	Fayette	1,711	Franklin	1,048	Henry	5,765
Jay	2,183	Johnson	1,264	Madison	12,229	Randolph	3,487	Rush	2,831
Shelby	518	Union	847	Wayne	6,868	Wells	2,217		

District 7		Democratic						Votes
								30,915 *
<b>Julia M. Carson</b>								
Marion	30,915							3,652
<b>Bob Hidalgo</b>								
Marion	3,652							

District 7		Republican						Votes
								8,764
<b>Bob Croddy</b>								
Marion	8,764							23,152 *
<b>Andrew (Andy) Horning</b>								
Marion	23,152							

District 8		Democratic						Votes	
								37,853 *	
<b>Jon P. Jennings</b>									
Clay	1,452	Daviess	626	Fountain	317	Gibson	2,413	Greene	1,511
Knox	2,983	Martin	1,410	Owen	958	Parke	661	Pike	1,305
Posey	1,658	Putnam	746	Sullivan	1,902	Vanderburgh	6,807	Vermillion	1,819
Vigo	8,514	Warren	215	Warrick	2,556				

								13,652	
<b>Bill Pearman</b>									
Clay	382	Daviess	160	Fountain	134	Gibson	634	Greene	470
Knox	726	Martin	477	Owen	211	Parke	335	Pike	279
Posey	629	Putnam	256	Sullivan	683	Vanderburgh	1,765	Vermillion	893
Vigo	4,690	Warren	60	Warrick	868				

District 8		Republican						Votes	
								39,721 *	
<b>John N. Hostettler</b>									
Clay	2,804	Daviess	2,477	Fountain	1,352	Gibson	1,138	Greene	2,241
Knox	2,070	Martin	691	Owen	1,688	Parke	2,397	Pike	906
Posey	1,065	Putnam	4,277	Sullivan	853	Vanderburgh	6,894	Vermillion	562
Vigo	3,473	Warren	1,154	Warrick	3,679				

2004 Primary Election  
 Tuesday, May 4, 2004

## Election Report - State of Indiana

### United States Representative

<i>Democratic</i>								<i>Votes</i>	
<b>District 9</b>								<b>47,514 *</b>	
<b>Baron Hill</b>									
Bartholomew	1,499	Brown	1,158	Clark	9,078	Crawford	1,287	Dearborn	1,052
Dubois	4,051	Floyd	4,123	Harrison	3,623	Jackson	2,400	Jefferson	2,051
Jennings	1,671	Monroe	3,822	Ohio	253	Orange	1,136	Perry	2,598
Ripley	1,146	Scott	3,099	Spencer	903	Switzerland	1,019	Washington	1,545
								<b>6,335</b>	
<b>Lendall B. Terry</b>									
Bartholomew	171	Brown	158	Clark	1,356	Crawford	156	Dearborn	178
Dubois	511	Floyd	415	Harrison	548	Jackson	210	Jefferson	261
Jennings	232	Monroe	618	Ohio	24	Orange	198	Perry	301
Ripley	195	Scott	387	Spencer	116	Switzerland	130	Washington	170

<i>Republican</i>								<i>Votes</i>	
<b>District 9</b>								<b>35,293 *</b>	
<b>Mike Sodrel</b>									
Bartholomew	2,392	Brown	1,541	Clark	3,344	Crawford	562	Dearborn	1,619
Dubois	1,342	Floyd	2,708	Harrison	1,795	Jackson	2,368	Jefferson	1,526
Jennings	2,093	Monroe	3,958	Ohio	499	Orange	2,789	Perry	1,016
Ripley	1,907	Scott	562	Spencer	953	Switzerland	463	Washington	1,856

## Election Report - State of Indiana

### State Senator

District 2	Democratic	Votes
<b>Mario Montelongo</b>		2,553
Lake	2,553	
<b>Samuel Smith Jr.</b>		5,629 *
Lake	5,629	
<b>Joe L. White</b>		2,624
Lake	2,624	

District 3	Democratic	Votes
<b>Earline Rogers</b>		12,342 *
Lake	12,342	

District 5	Democratic	Votes
<b>Nancy Dembowski</b>		4,664 *
Jasper	91	
St. Joseph	123	
La Porte	322	
Starke	1,607	
Marshall	771	
Porter	1,637	
Pulaski	113	

District 5	Republican	Votes
<b>Victor Heinold</b>		5,883 *
Jasper	243	
St. Joseph	103	
La Porte	373	
Starke	997	
Marshall	1,449	
Porter	2,599	
Pulaski	119	
<b>Cresley W. Walker</b>		2,054
Jasper	103	
St. Joseph	79	
La Porte	68	
Starke	366	
Marshall	671	
Porter	720	
Pulaski	47	

District 7	Republican	Votes
<b>Brandt Hershman</b>		11,659 *
Carroll	2,312	
White	3,024	
Clinton	899	
Howard	1,516	
Jasper	2,558	
Tippecanoe	1,350	

District 8	Democratic	Votes
<b>Anita Bowser</b>		7,216 *
La Porte	6,029	
St. Joseph	1,187	

District 8	Republican	Votes
<b>Allen L. Stevens Jr.</b>		4,214 *
La Porte	3,510	
St. Joseph	704	

District 9	Republican	Votes
<b>Ryan D. Mishler</b>		10,283 *
Elkhart	1,511	
Kosciusko	4,682	
Marshall	1,209	
St. Joseph	2,881	

District 10	Democratic	Votes
<b>John E. Broden</b>		6,448 *
St. Joseph	6,448	



2004 Primary Election  
 Tuesday, May 4, 2004

## Election Report - State of Indiana

### State Senator

<b>District 12</b>	<b>Democratic</b>	<b>Votes</b>
		1,741 *

Charles D. Mumaw  
 Elkhart 1,741

<b>District 12</b>	<b>Republican</b>	<b>Votes</b>
		9,717 *

Marvin Riegsecker  
 Elkhart 9,717

<b>District 13</b>	<b>Republican</b>	<b>Votes</b>
		10,732 *

Robert L. Meeks  
 DeKalb 73      Kosciusko 1,641      LaGrange 3,048      Noble 3,599      Steuben 2,371

<b>District 16</b>	<b>Republican</b>	<b>Votes</b>
		7,235 *

David C. Long  
 Allen 7,235

<b>District 18</b>	<b>Republican</b>	<b>Votes</b>
		12,164 *

Thomas K. Weatherwax  
 Cass 3,797      Fulton 1,773      Kosciusko 647      Miami 4,287      Pulaski 1,332  
 Wabash 328

<b>District 20</b>	<b>Democratic</b>	<b>Votes</b>
		939

S. Gopal Raju  
 Grant 426      Hamilton 388      Madison 91      Tipton 34

Robert D. Threlkeld  
 Grant 556      Hamilton 1,134      Madison 431      Tipton 132

<b>District 20</b>	<b>Republican</b>	<b>Votes</b>
		17,817 *

Luke Kenley  
 Grant 1,952      Hamilton 14,478      Madison 850      Tipton 537

<b>District 24</b>	<b>Republican</b>	<b>Votes</b>
		16,740 *

Connie Lawson  
 Hendricks 13,397      Putnam 3,343

<b>District 28</b>	<b>Republican</b>	<b>Votes</b>
		16,059 *

Beverly J. Gard  
 Hamilton 2,894      Hancock 7,601      Henry 5,564

<b>District 30</b>	<b>Republican</b>	<b>Votes</b>
		13,827 *

Teresa Lubbers  
 Hamilton 3,868      Marion 9,959

2004 Primary Election  
 Tuesday, May 4, 2004

## Election Report - State of Indiana

### State Senator

District 32	Democratic	Votes
<b>Ken Kern</b>		3,650 *
Johnson 335	Marion 3,315	
District 32	Republican	Votes
<b>Patricia Miller</b>		12,395 *
Johnson 1,699	Marion 10,696	
District 33	Democratic	Votes
<b>Glenn L. Howard</b>		8,802 *
Marion 8,802		
District 34	Democratic	Votes
<b>Billie J. Breaux</b>		7,056 *
Marion 7,056		
District 35	Democratic	Votes
<b>Harvey Knox</b>		2,438 *
Johnson 225	Marion 2,137	Morgan 76
District 35	Republican	Votes
<b>R. Michael Young</b>		7,223 *
Johnson 2,286	Marion 4,530	Morgan 407
District 36	Democratic	Votes
<b>Terry Rice</b>		2,829 *
Johnson 434	Marion 2,395	
District 36	Republican	Votes
<b>Lawrence M. Borst</b>		6,024
Johnson 1,717	Marion 4,307	
<b>Brent Waltz</b>		6,062 *
Johnson 2,294	Marion 3,768	
District 37	Democratic	Votes
<b>Kristin Szczerbik</b>		3,250 *
Clay 1,143	Johnson 185	Monroe 164
Putnam 246		Morgan 943
		Owen 569
District 37	Republican	Votes
<b>Richard D. Bray</b>		11,873 *
Clay 1,921	Johnson 1,234	Monroe 346
Putnam 1,093		Morgan 6,165
		Owen 1,114
District 40	Democratic	Votes
<b>Vi Simpson</b>		6,172 *
Brown 1,259	Monroe 4,913	

2004 Primary Election  
Tuesday, May 4, 2004

## Election Report - State of Indiana

### State Senator

District 40	Republican	Votes	
R. Dale Cassiday		6,135 *	
Brown	1,355	Monroe	4,780

District 42	Democratic	Votes							
Barry A. Welsh		3,462 *							
Decatur	441	Fayette	1,205	Franklin	347	Rush	384	Shelby	1,085

District 42	Republican	Votes							
Robert N. Jackman		11,079 *							
Decatur	2,499	Fayette	1,640	Franklin	411	Rush	2,817	Shelby	3,712

District 44	Republican	Votes							
Becky Skillman		10,903 *							
Jackson	2,343	Lawrence	4,832	Monroe	497	Orange	1,803	Washington	1,428

District 50	Republican	Votes	
Greg Server		7,485 *	
Vanderburgh	4,871	Warrick	2,614

## Election Report - State of Indiana

### State Representative

<i>District 1</i>	<i>Democratic</i>	<i>Votes</i>
Linda C. Lawson		2,963 *
Lake 2,963		
Kathleen Pucalik		2,684
Lake 2,684		
<i>District 1</i>	<i>Republican</i>	<i>Votes</i>
Jerome (Jerry) Baffa		1,283 *
Lake 1,283		
<i>District 2</i>	<i>Democratic</i>	<i>Votes</i>
Earl L. Harris		4,100 *
Lake 4,100		
Drake Morris		2,346
Lake 2,346		
<i>District 3</i>	<i>Democratic</i>	<i>Votes</i>
Charlie Brown		5,982 *
Lake 5,136      Porter 846		
<i>District 3</i>	<i>Republican</i>	<i>Votes</i>
Willie L. Brown		1,210 *
Lake 142      Porter 1,068		
<i>District 4</i>	<i>Democratic</i>	<i>Votes</i>
Barry D. Slegers		1,641 *
Jasper 31      Lake 286      Porter 1,324		
<i>District 4</i>	<i>Republican</i>	<i>Votes</i>
Ralph Donald Ayres		3,393 *
Jasper 173      Lake 370      Porter 2,850		
<i>District 5</i>	<i>Democratic</i>	<i>Votes</i>
Craig R. Fry		2,415 *
Elkhart 387      St. Joseph 2,028		
<i>District 5</i>	<i>Republican</i>	<i>Votes</i>
Michael Reddy		2,588 *
Elkhart 438      St. Joseph 2,150		
<i>District 6</i>	<i>Democratic</i>	<i>Votes</i>
B. Patrick Bauer		2,497 *
St. Joseph 2,497		
Mike Waite		1,021
St. Joseph 1,021		

2004 Primary Election  
Tuesday, May 4, 2004

## Election Report - State of Indiana

### State Representative

District	Party	Votes
District 7	Democratic	
Thomas Kromkowski St. Joseph 3,625		3,625 *
District 7	Republican	
Joanna (Jo) Blacketor St. Joseph 2,209		2,209 *
District 8	Democratic	
Ryan M. Dvorak St. Joseph 3,409		3,409 *
District 9	Democratic	
Scott D. Pelath La Porte 4,159		4,159 *
District 10	Democratic	
Duane Cheney Porter 2,352		2,352 *
District 11	Democratic	
Dan Stevenson Lake 4,179		4,179 *
District 11	Republican	
Richard A. (Rick) Ryfa Lake 1,569		1,569 *
District 12	Democratic	
John Aguilera Lake 2,920		2,920 *
Alicia Lopez-Rodriguez Lake 2,784		2,784
District 12	Republican	
Daniel N. Fagen Lake 1,152		1,152 *
District 13	Democratic	
Chester F. Dobis Lake 3,954		3,954 *
David M. Uzelac Lake 2,185		2,185

## Election Report - State of Indiana

### State Representative

<b>District 14</b>		<b>Democratic</b>				<b>Votes</b>
Vernon G. Smith						
Lake	6,166					6,166 *
<b>District 14</b>		<b>Republican</b>				<b>Votes</b>
Catherine Campbell						
Lake	295					295 *
<b>District 15</b>		<b>Democratic</b>				<b>Votes</b>
Lon P. Childress						
Benton	229	Lake	750	Newton	422	White 452
1,853 *						
<b>District 15</b>		<b>Republican</b>				<b>Votes</b>
Donald J. Lehe						
Benton	1,577	Lake	742	Newton	1,358	White 1,636
5,313 *						
<b>District 16</b>		<b>Republican</b>				<b>Votes</b>
Eric A. Gutwein						
Cass	716	Fulton	1,508	Jasper	2,273	Pulaski 369 White 1,206
6,072 *						
<b>District 17</b>		<b>Republican</b>				<b>Votes</b>
Steve Heim						
La Porte	181	Marshall	2,591	Starke	1,375	
4,147 *						
<b>District 18</b>		<b>Republican</b>				<b>Votes</b>
David A. Wolkins						
Elkhart	1,336	Kosciusko	4,038	LaGrange	513	
5,887 *						
<b>District 19</b>		<b>Democratic</b>				<b>Votes</b>
Robert D. Kuzman						
Lake	2,134	Newton	119	Porter	559	
640						
John Anthony, Malan						
Lake	523	Newton	26	Porter	91	
640						
<b>District 19</b>		<b>Republican</b>				<b>Votes</b>
Ron Cooper						
Lake	1,416	Newton	98	Porter	441	
1,955 *						
<b>District 20</b>		<b>Democratic</b>				<b>Votes</b>
Michael (Mike) R. Schultz						
Jasper	87	La Porte	647	Porter	17	Pulaski 408
1,159						
Howard M. Smith						
Jasper	32	La Porte	432	Porter	5	Pulaski 110
579						
Lynne Spevak						
Jasper	23	La Porte	1,460	Porter	8	Pulaski 88
1,579 *						

2004 Primary Election  
Tuesday, May 4, 2004

## Election Report - State of Indiana

### State Representative

**District 20**

**Republican**

**Votes**

**Mary Kay Budak**

**3,543 \***

Jasper 286 La Porte 2,058 Porter 140 Pulaski 1,059

**District 21**

**Democratic**

**Votes**

**Carl Kaser**

**1,554 \***

Elkhart 586 St. Joseph 968

**District 21**

**Republican**

**Votes**

**Jackie Walorski**

**4,146 \***

Elkhart 2,417 St. Joseph 1,729

**District 22**

**Republican**

**Votes**

**William J. (Bill) Ruppel**

**5,802 \***

Kosciusko 2,404 Wabash 3,398

**District 23**

**Republican**

**Votes**

**C.L. Alfred**

**1,110**

Elkhart 128 Fulton 32 Kosciusko 317 Marshall 138 Miami 495

**William C. Friend**

**5,375 \***

Elkhart 575 Fulton 148 Kosciusko 1,022 Marshall 874 Miami 2,756

**District 24**

**Republican**

**Votes**

**Richard W. (Rich) McClain**

**6,119 \***

Carroll 2,495 Cass 3,126 Miami 302 White 196

**District 25**

**Democratic**

**Votes**

**Jeb Bardon**

**1,543 \***

Marion 1,543

**District 25**

**Republican**

**Votes**

**Dennis K. Foreman**

**1,232 \***

Marion 1,232

**District 26**

**Democratic**

**Votes**

**Joe Micon**

**1,523 \***

Tippecanoe 1,468 Warren 55

**District 26**

**Republican**

**Votes**

**Connie Basham**

**3,559 \***

Tippecanoe 3,334 Warren 225

**District 27**

**Democratic**

**Votes**

**Sheila J. Klinker**

**1,691 \***

Tippecanoe 1,691

2004 Primary Election  
Tuesday, May 4, 2004

# Election Report - State of Indiana

## State Representative

District	Party	Candidate		County		Votes
District 27	Republican	Jeff Crites		Tippecanoe	2,627	2,627 *
District 28	Republican	Jeffrey A. Thompson		Boone	3,816	9,006 *
				Hendricks	3,938	
				Montgomery	1,252	
District 29	Republican	Kathy Kreag Richardson		Hamilton	9,642	10,002 *
				Hancock	360	
District 30	Democratic	Ron Herrell		Howard	2,848	2,848 *
District 30	Republican	John Smith		Howard	3,778	3,778 *
District 31	Democratic	Larry R. Hile		Blackford	948	2,658 *
				Grant	1,710	
District 31	Republican	Timothy W. Harris		Blackford	619	4,053 *
				Grant	3,434	
District 32	Republican	Monty E. Mullins		Grant	1,001	2,503
				Hamilton	333	
				Howard	259	
				Miami	254	
				Tipton	656	
						6,995 *
		P. Eric Turner		Grant	2,967	
				Hamilton	883	
				Howard	889	
				Miami	866	
				Tipton	1,390	
District 33	Democratic	Ron Liggett		Delaware	1,589	3,524 *
				Jay	1,089	
				Randolph	846	
District 33	Republican	Noel (Bud) Carpenter		Delaware	460	2,050
				Jay	474	
				Randolph	1,116	
						4,265 *
		Bill J. Davis		Delaware	768	
				Jay	1,908	
				Randolph	1,589	



# Election Report - State of Indiana

## State Representative

District 34	Democratic	Votes
		5,018 *

R. Tiny Adams  
Delaware 5,018

District 35	Democratic	Votes
		1,701

Jesse E. Landess  
Delaware 1,179    Hamilton 95    Madison 355    Tipton 72

Kent T. Saunders  
Delaware 2,121    Hamilton 54    Madison 699    Tipton 47

District 35	Republican	Votes
		7,346 *

L. Jack Lutz  
Delaware 4,230    Hamilton 613    Madison 1,911    Tipton 592

District 36	Democratic	Votes
		4,096 *

Terri J. Austin  
Hamilton 47    Madison 4,049

District 36	Republican	Votes
		4,623 *

Ronald B. Carrell  
Hamilton 309    Madison 4,314

District 37	Democratic	Votes
		3,940 *

Scott E. Reske  
Madison 3,940

District 38	Republican	Votes
		6,938 *

James R. Buck  
Boone 715    Clinton 3,296    Hamilton 828    Howard 2,099

District 39	Democratic	Votes
		893 *

Alvin E. (Rusty) Skoog Jr.  
Hamilton 893

District 39	Republican	Votes
		8,339 *

Jerry Torr  
Hamilton 8,339

District 40	Republican	Votes
		8,348 *

Matthew D. (Matt) Whetstone  
Hendricks 8,348

District 41	Democratic	Votes
		1,387 *

Raymond M. Kirtley  
Montgomery 717    Parke 55    Tippecanoe 615

## Election Report - State of Indiana

### State Representative

<b>District 41</b>	<b>Republican</b>	<b>Votes</b>
--------------------	-------------------	--------------

<b>Timothy (Tim) Brown</b>			<b>7,635 *</b>
Montgomery 4,650	Parke 206	Tippecanoe 2,779	

<b>District 42</b>	<b>Democratic</b>	<b>Votes</b>
--------------------	-------------------	--------------

<b>F. Dale Grubb</b>			<b>5,578 *</b>
Fountain 709	Parke 665	Vermillion 2,662	Vigo 1,303
			Warren 239

<b>District 42</b>	<b>Republican</b>	<b>Votes</b>
--------------------	-------------------	--------------

<b>Patti Smith</b>			<b>4,950 *</b>
Fountain 1,917	Parke 1,429	Vermillion 530	Vigo 209
			Warren 865

<b>District 43</b>	<b>Democratic</b>	<b>Votes</b>
--------------------	-------------------	--------------

<b>Clyde Kersey</b>			<b>7,558 *</b>
Clay 172	Vigo 7,386		

<b>District 44</b>	<b>Democratic</b>	<b>Votes</b>
--------------------	-------------------	--------------

<b>Eric A. Wolfe</b>			<b>2,460 *</b>
Clay 1,059	Parke 196	Putnam 897	Vigo 308

<b>District 44</b>	<b>Republican</b>	<b>Votes</b>
--------------------	-------------------	--------------

<b>Kenneth J. Eitel, Jr.</b>			<b>3,405</b>
Clay 396	Parke 291	Putnam 2,696	Vigo 22
<b>Andrew P. Thomas</b>			<b>5,180 *</b>
Clay 1,760	Parke 466	Putnam 2,887	Vigo 67

<b>District 45</b>	<b>Democratic</b>	<b>Votes</b>
--------------------	-------------------	--------------

<b>Alan B. Chowning</b>			<b>6,155 *</b>
Daviss 123	Greene 691	Knox 1,396	Sullivan 2,797
			Vigo 1,148

<b>District 45</b>	<b>Republican</b>	<b>Votes</b>
--------------------	-------------------	--------------

<b>Bruce A. Borders</b>			<b>3,179 *</b>
Daviss 505	Greene 940	Knox 699	Sullivan 811
			Vigo 224

<b>District 46</b>	<b>Democratic</b>	<b>Votes</b>
--------------------	-------------------	--------------

<b>Vern Tincher</b>			<b>4,993 *</b>
Clay 450	Monroe 112	Owen 1,229	Vigo 3,202

<b>District 46</b>	<b>Republican</b>	<b>Votes</b>
--------------------	-------------------	--------------

<b>Herbert (Herb) W. Jones Jr.</b>			<b>2,006</b>
Clay 394	Monroe 102	Owen 832	Vigo 678
<b>Jeffery M. Lee</b>			<b>2,054 *</b>
Clay 427	Monroe 85	Owen 837	Vigo 705

## Election Report - State of Indiana

### State Representative

District 47	Republican						Votes
Ralph M. Foley							4,449 *
Hendricks	192	Johnson	564	Morgan	3,667	Owen	26
Gerald B. Gray							2,358
Hendricks	68	Johnson	139	Morgan	2,145	Owen	6
Mark Meadows							885
Hendricks	88	Johnson	94	Morgan	703	Owen	0
District 48	Republican						Votes
Timothy Neese							4,455 *
Elkhart	3,770	St. Joseph	685				
District 49	Republican						Votes
John D. Ulmer							5,332 *
Elkhart	5,332						
District 50	Democratic						Votes
Joe Wilson							1,366 *
Huntington	767	Whitley	599				
District 50	Republican						Votes
Daniel J. (Dan) Leonard							6,536 *
Huntington	4,368	Whitley	2,168				
District 51	Republican						Votes
Dennis K. Kruse							5,560 *
DeKalb	1,934	Steuben	3,626				
District 52	Democratic						Votes
John T. DeLucenay							1,491 *
DeKalb	250	LaGrange	445	Noble	796		
District 52	Republican						Votes
Marlin A. Stutzman							5,091 *
DeKalb	450	LaGrange	2,481	Noble	2,160		
District 53	Republican						Votes
Robert (Bob) Cherry							8,141 *
Hancock	7,136	Rush	600	Shelby	405		
District 54	Democratic						Votes
Christopher Surber							2,259 *
Henry	1,236	Randolph	195	Wayne	828		

2004 Primary Election  
 Tuesday, May 4, 2004

## Election Report - State of Indiana

### State Representative

District 54	Republican	Votes
<b>Thomas E. (Tom) Saunders</b>		8,168 *
Henry 4,036	Randolph 911	Wayne 3,221
District 55	Republican	Votes
<b>Robert A. Hoffman</b>		4,264 *
Dearborn 668	Fayette 1,644	Franklin 522
		Union 865
		Wayne 565
District 56	Democratic	Votes
<b>Eric Duncan</b>		593
Henry 233	Wayne 360	
<b>Phillip Pflum</b>		2,302 *
Henry 1,018	Wayne 1,284	
District 56	Republican	Votes
<b>Richard (Dick) Hamm</b>		1,484
Henry 503	Wayne 981	
<b>Brian Ingermann</b>		549
Henry 277	Wayne 272	
<b>Ed Yanos</b>		2,933 *
Henry 1,055	Wayne 1,878	
District 57	Republican	Votes
<b>Luke Messer</b>		4,946 *
Bartholomew 1,750	Shelby 3,196	
District 58	Democratic	Votes
<b>Dolores Montgomery</b>		680 *
Johnson 680		
<b>Greg Turley</b>		561
Johnson 561		
District 58	Republican	Votes
<b>Woody Burton</b>		7,422 *
Johnson 7,422		
District 59	Republican	Votes
<b>David Yount</b>		6,084 *
Bartholomew 3,801	Johnson 2,283	
District 60	Democratic	Votes
<b>Peggy Welch</b>		2,496 *
Brown 83	Greene 67	Monroe 2,346

## Election Report - State of Indiana

### State Representative

<b>District 60</b>	<b>Republican</b>	<b>Votes</b>
--------------------	-------------------	--------------

<b>Paul Hager</b>		3,620 *
Brown	80	
Greene	124	
Monroe	3,416	

<b>District 61</b>	<b>Democratic</b>	<b>Votes</b>
--------------------	-------------------	--------------

<b>Matt Pierce</b>		1,683 *
Monroe	1,683	
<b>Mark Stoops</b>		1,158
Monroe	1,158	

<b>District 62</b>	<b>Democratic</b>	<b>Votes</b>
--------------------	-------------------	--------------

<b>Jerry L. Denbo</b>		3,808 *
Greene	1,349	
Lawrence	558	
Martin	666	
Orange	1,118	
Washington	117	
<b>Karyn Moskowitz</b>		779
Greene	227	
Lawrence	96	
Martin	110	
Orange	325	
Washington	21	

<b>District 62</b>	<b>Republican</b>	<b>Votes</b>
--------------------	-------------------	--------------

<b>Janie Craig Chenault</b>		3,923 *
Greene	499	
Lawrence	1,160	
Martin	168	
Orange	2,024	
Washington	72	
<b>Donald O. Patton</b>		2,197
Greene	463	
Lawrence	640	
Martin	94	
Orange	934	
Washington	66	

<b>District 63</b>	<b>Democratic</b>	<b>Votes</b>
--------------------	-------------------	--------------

<b>Ross J. Cook</b>		1,449
Daviess	147	
Dubois	665	
Martin	336	
Pike	301	
<b>Dave Crooks</b>		4,782 *
Daviess	709	
Dubois	1,972	
Martin	1,424	
Pike	677	

<b>District 63</b>	<b>Republican</b>	<b>Votes</b>
--------------------	-------------------	--------------

<b>Paul McFeaters</b>		2,537 *
Daviess	1,307	
Dubois	567	
Martin	352	
Pike	311	

<b>District 64</b>	<b>Democratic</b>	<b>Votes</b>
--------------------	-------------------	--------------

<b>John Gregory Frenz</b>		5,800 *
Daviess	29	
Gibson	2,785	
Knox	2,276	
Pike	710	

<b>District 64</b>	<b>Republican</b>	<b>Votes</b>
--------------------	-------------------	--------------

<b>Troy Woodruff</b>		2,448 *
Daviess	118	
Gibson	891	
Knox	1,049	
Pike	390	

<b>District 65</b>	<b>Republican</b>	<b>Votes</b>
--------------------	-------------------	--------------

<b>Eric Allan Koch</b>		6,129 *
Bartholomew	1,102	
Brown	1,391	
Jackson	539	
Lawrence	3,097	

## Election Report - State of Indiana

### State Representative

District	Party						Total Votes		
<b>District 73</b>	<b>Democratic</b>						<b>Votes</b>		
<b>Dennie Oxley</b> <span style="float: right;">5,631 *</span>									
Clark	265	Crawford	1,444	Dubois	543	Harrison	94	Jackson	254
Perry	717	Scott	881	Washington	1,433				
<b>District 74</b>	<b>Democratic</b>						<b>Votes</b>		
<b>Russ Stilwell</b> <span style="float: right;">5,825 *</span>									
Dubois	1,159	Perry	1,923	Spencer	756	Warrick	1,987		
<b>District 75</b>	<b>Democratic</b>						<b>Votes</b>		
<b>Dennis T. Avery</b> <span style="float: right;">2,903 *</span>									
Gibson	255	Vanderburgh	2,324	Warrick	324				
<b>District 76</b>	<b>Democratic</b>						<b>Votes</b>		
<b>W. Trent VanHaften</b> <span style="float: right;">4,243 *</span>									
Gibson	38	Posey	2,329	Vanderburgh	1,876				
<b>District 76</b>	<b>Republican</b>						<b>Votes</b>		
<b>David Gibson</b> <span style="float: right;">839</span>									
Gibson	7	Posey	332	Vanderburgh	500				
<b>Jim Tomes</b> <span style="float: right;">1,116 *</span>									
Gibson	7	Posey	669	Vanderburgh	440				
<b>District 77</b>	<b>Democratic</b>						<b>Votes</b>		
<b>Phil Hoy</b> <span style="float: right;">2,795 *</span>									
Vanderburgh	2,567	Warrick	228						
<b>District 77</b>	<b>Republican</b>						<b>Votes</b>		
<b>David A. Hennig</b> <span style="float: right;">1,904 *</span>									
Vanderburgh	1,581	Warrick	323						
<b>District 78</b>	<b>Republican</b>						<b>Votes</b>		
<b>Vaneta Becker</b> <span style="float: right;">3,429 *</span>									
Spencer	204	Vanderburgh	1,714	Warrick	1,511				
<b>Jonathan A. (Jon) Fulton</b> <span style="float: right;">1,708</span>									
Spencer	99	Vanderburgh	909	Warrick	700				
<b>District 79</b>	<b>Republican</b>						<b>Votes</b>		
<b>Michael A. Ripley</b> <span style="float: right;">4,188 *</span>									
Adams	2,448	Allen	1,518	Wells	222				
<b>District 80</b>	<b>Democratic</b>						<b>Votes</b>		
<b>Ben E. GiaQuinta</b> <span style="float: right;">1,625 *</span>									
Allen	1,625								

2004 Primary Election  
Tuesday, May 4, 2004

# Election Report - State of Indiana

## State Representative

District	Party	Votes
District 80	Republican	1,572 *
Kevin Howell		
Allen	1,572	
District 81	Democratic	1,796 *
Win Moses Jr.		
Allen	1,796	
District 82	Republican	5,047 *
Jeff Espich		
Allen	2,812	
Grant	182	
Wells	2,053	
District 83	Republican	4,253 *
Robert K. Alderman		
Allen	2,283	
Noble	1,282	
Whitley	688	
District 84	Republican	4,005 *
Randy L. Borrer		
Allen	4,005	
John M. Zimmerman		1,369
Allen	1,369	
District 85	Republican	4,746 *
Phyllis J. Pond		
Allen	4,444	
DeKalb	302	
District 86	Democratic	2,730 *
Emily M. Everitt		893
Hamilton	79	
Marion	814	
David Orentlicher		
Hamilton	200	
Marion	2,530	
District 86	Republican	3,442 *
Mort Large		3,412
Hamilton	837	
Marion	2,605	
Andy Miller		
Hamilton	1,228	
Marion	2,184	
District 87	Republican	7,904 *
Cindy Noe		
Boone	1,732	
Hamilton	3,261	
Marion	2,911	

2004 Primary Election  
Tuesday, May 4, 2004

## Election Report - State of Indiana

### State Representative

District	Party	Votes
District 88	Republican	
Brian C. Bosma		7,629 *
Hamilton 1,209	Marion 6,420	
District 89	Republican	
Michael A. Batz		1,182
Marion 1,182		
Lawrence L. (Larry) Buell		3,974 *
Marion 3,974		
District 90	Republican	
Brian K. Canter		2,528
Marion 2,528		
Stephen M. Maple		1,038
Marion 1,038		
Michael B. Murphy		4,012 *
Marion 4,012		
District 91	Republican	
Robert W. Behning		4,411 *
Hendricks 1,671	Marion 1,700	Morgan 1,040
District 92	Republican	
Phillip D. (Phil) Hinkle		5,795 *
Marion 5,795		
District 93	Republican	
David N. Frizzell		7,727 *
Johnson 3,651	Marion 4,076	
District 94	Democratic	
Carolene Mays		3,124 *
Marion 3,124		
District 94	Republican	
Shane Brinkman		1,979 *
Marion 1,979		
District 95	Democratic	
Mae Dickinson		3,580 *
Marion 3,580		
District 95	Republican	
Lyman Tex Black		2,000 *
Marion 2,000		



2004 Primary Election  
Tuesday, May 4, 2004

# Election Report - State of Indiana

## State Representative

<b>District 96</b>	<b>Democratic</b>	<b>Votes</b>
		3,646 *

**Gregory W. Porter**  
Marion 3,646

<b>District 96</b>	<b>Republican</b>	<b>Votes</b>
		2,284 *

**Brian Jessen**  
Marion 2,284

<b>District 97</b>	<b>Democratic</b>	<b>Votes</b>
		1,831 *

**Edmund Mahern**  
Marion 1,831

<b>District 97</b>	<b>Republican</b>	<b>Votes</b>
		1,320 *

**Roxanne Butler**  
Marion 1,320

<b>District 97</b>		<b>Votes</b>
		827

**Matt Smith**  
Marion 827

<b>District 98</b>	<b>Democratic</b>	<b>Votes</b>
		3,435 *

**William A. Crawford**  
Marion 3,435

<b>District 99</b>	<b>Democratic</b>	<b>Votes</b>
		3,843 *

**Vanessa J. Summers**  
Marion 3,843

<b>District 99</b>	<b>Republican</b>	<b>Votes</b>
		2,212 *

**Jeff Davies**  
Marion 2,212

<b>District 100</b>	<b>Democratic</b>	<b>Votes</b>
		1,529 *

**John J. Day**  
Marion 1,529

2004 Primary Election  
Tuesday, May 4, 2004

## Election Report - State of Indiana

### Judge of the Circuit Court

		Votes
<b>Bartholomew (9th Circuit)</b> <i>Democratic</i>		
Stephen R. Heimann		3,401 *
Bartholomew	3,401	
<b>Bartholomew (9th Circuit)</b> <i>Republican</i>		
David A. Nowak		5,899 *
Bartholomew	5,899	
<b>Clark (4th Circuit)</b> <i>Democratic</i>		
Daniel F. Donahue		8,896 *
Clark	8,896	
<b>Clay (13th Circuit)</b> <i>Republican</i>		
Ernest E. Yelton		2,988 *
Clay	2,988	
<b>Crawford (77th Circuit)</b> <i>Democratic</i>		
Kenneth Lynn Lopp		1,263 *
Crawford	1,263	
<b>Dearborn/Ohio (7th Cir.)</b> <i>Republican</i>		
James D. Humphrey		2,956 *
Dearborn	2,446	
Ohio	510	
<b>DeKalb (75th Circuit)</b> <i>Democratic</i>		
Kirk D. Carpenter		962 *
DeKalb	962	
<b>Delaware (46th Circuit)</b> <i>Democratic</i>		
Marianne Lafferty Vorhees		9,390 *
Delaware	9,390	
<b>Delaware (46th Circuit)</b> <i>Republican</i>		
Jeffrey L. Arnold		8,184 *
Delaware	8,184	
<b>Elkhart (34th Circuit)</b> <i>Republican</i>		
Terry C. Shewmaker		13,946 *
Elkhart	13,946	
<b>Fayette (73rd Circuit)</b> <i>Republican</i>		
Daniel Lee Pflum		1,531 *
Fayette	1,531	

2004 Primary Election  
Tuesday, May 4, 2004

**Election Report - State of Indiana**  
**Judge of the Circuit Court**

		Votes
<b>Floyd (52nd Circuit)</b>	<b>Democratic</b>	
J. Terrence Cody		4,202 *
Floyd 4,202		
<b>Fountain (61st Circuit)</b>	<b>Republican</b>	
Susan Orr Henderson		2,117 *
Fountain 2,117		
<b>Harrison (3rd Circuit)</b>	<b>Republican</b>	
Harris Lloyd (Tad) Whittis		1,718 *
Harrison 1,718		
<b>Knox (12th Circuit)</b>	<b>Democratic</b>	
Sherry Biddinger Gregg		3,893 *
Knox 3,893		
<b>Lake (31st Circuit)</b>	<b>Democratic</b>	
Lorenzo Arredondo		31,508 *
Lake 31,508		
<b>Marshall (72nd Circuit)</b>	<b>Republican</b>	
Michael D. Cook		3,348 *
Marshall 3,348		
<b>Martin (90th Circuit)</b>	<b>Democratic</b>	
R. Joseph (Joe) Howell		1,441 *
Martin 1,441		
David Lett		1,247
Martin 1,247		
<b>Martin (90th Circuit)</b>	<b>Republican</b>	
Joseph A. Sullivan		550 *
Martin 550		
<b>Miami (51st Circuit)</b>	<b>Republican</b>	
Rosemary Higgins Burke		2,947 *
Miami 2,947		
Wilbur (Wil) Siders		2,069
Miami 2,069		

2004 Primary Election  
Tuesday, May 4, 2004

## Election Report - State of Indiana

### Judge of the Circuit Court

<i>Monroe, Seat 1(10th Cir.)</i>		<i>Democratic</i>	<i>Votes</i>
<b>E. Michael Hoff</b>			4,710 *
Monroe	4,710		
<i>Monroe, Seat 4(10th Cir.)</i>		<i>Democratic</i>	<i>Votes</i>
<b>Mary Ellen Diekhoff</b>			4,604 *
Monroe	4,604		
<i>Monroe, Seat 7(10th Cir.)</i>		<i>Democratic</i>	<i>Votes</i>
<b>Stephen Galvin</b>			4,275 *
Monroe	4,275		
<i>Monroe, Seat 7(10th Cir.)</i>		<i>Republican.</i>	<i>Votes</i>
<b>Jeffrey A. Chalfant</b>			4,691 *
Monroe	4,691		
<b>Wayne J. Warf</b>			1,858
Monroe	1,858		
<i>Montgomery (22nd Circuit)</i>		<i>Republican.</i>	<i>Votes</i>
<b>John K. Baird</b>			3,228
Montgomery	3,228		
<b>Thomas K. Milligan</b>			3,729 *
Montgomery	3,729		
<i>Noble (33rd Circuit)</i>		<i>Republican.</i>	<i>Votes</i>
<b>G. David Laur</b>			3,410 *
Noble	3,410		
<i>Orange (87th Circuit)</i>		<i>Democratic</i>	<i>Votes</i>
<b>Larry R. Blanton</b>			1,275 *
Orange	1,275		
<i>Parke (68th Circuit)</i>		<i>Democratic</i>	<i>Votes</i>
<b>John L. Asbury</b>			944 *
Parke	944		
<i>Parke (68th Circuit)</i>		<i>Republican.</i>	<i>Votes</i>
<b>Steve Cvengros</b>			1,375
Parke	1,375		
<b>Sam A. Swaim</b>			1,399 *
Parke	1,399		

2004 Primary Election  
Tuesday, May 4, 2004

## Election Report - State of Indiana

### Judge of the Circuit Court

		Votes
<b>Putnam (64th Circuit)</b> Republican		
Timothy Bookwalter		2,743
Putnam	2,743	
Matthew L. Headley		2,932 *
Putnam	2,932	
<b>Randolph (25th Circuit)</b> Democratic		
Robert C. Oliver, Jr.		1,042 *
Randolph	1,042	
<b>Randolph (25th Circuit)</b> Republican		
David Ezell		1,413
Randolph	1,413	
Jay L. Toney		2,434 *
Randolph	2,434	
<b>Scott (6th Circuit)</b> Democratic		
Roger L. Duvall		3,045 *
Scott	3,045	
<b>Starke (44th Circuit)</b> Democratic		
David P. Matsey		1,432 *
Starke	1,432	
<b>Starke (44th Circuit)</b> Republican		
Kim Hall		1,337 *
Starke	1,337	
<b>Union (89th Circuit)</b> Democratic		
Carol A. Weber		270 *
Union	270	
<b>Union (89th Circuit)</b> Republican		
Matthew R. Cox		786 *
Union	786	
Bryce D. Owens		218
Union	218	
<b>Vigo (43rd Circuit)</b> Democratic		
David R. Bolk		12,548 *
Vigo	12,548	
<b>Wabash (27th Circuit)</b> Republican		
Robert R. McCallen, III		2,952 *
Wabash	2,952	

2004 Primary Election  
Tuesday, May 4, 2004

## Election Report - State of Indiana

### Judge of the Circuit Court

<i>Warren (21st Circuit)</i>		<i>Republican</i>	<i>Votes</i>
<b>Robert M. Hall</b>			594
Warren	594		
<b>John A. Rader</b>			854 *
Warren	854		

<i>Washington (42nd Circuit)</i>		<i>Democratic</i>	<i>Votes</i>
<b>Robert Leslie Bennett</b>			1,458 *
Washington	1,458		

<i>Whitley (82nd Circuit)</i>		<i>Republican</i>	<i>Votes</i>
<b>James R. Heuer</b>			2,978 *
Whitley	2,978		

2004 Primary Election  
Tuesday, May 4, 2004

## Election Report - State of Indiana

### Judge of the Superior Court

		Votes
<b>Blackford County</b>		
Democratic		
John W. Forcum		915 *
Blackford	915	
<b>Cass County, Court 1</b>		
Democratic		
Thomas C. Perrone		1,661 *
Cass	1,661	
<b>Dubois County</b>		
Democratic		
Howard B. Lytton, Jr.		2,216
Dubois	2,216	
Nathan A. Verkamp		3,083 *
Dubois	3,083	
<b>Dubois County</b>		
Republican		
Elaine Marie Becher Brown		1,404 *
Dubois	1,404	
<b>Gibson County</b>		
Democratic		
Earl G. Penrod		2,962 *
Gibson	2,962	
<b>Hamilton County, Court 2</b>		
Democratic		
Bernard Lowell (Buddy) Pylitt		3,067 *
Hamilton	3,067	
<b>Hamilton County, Court 2</b>		
Republican		
Daniel E. Henke		8,120
Hamilton	8,120	
Daniel J. Pflieger		11,095 *
Hamilton	11,095	
Todd L. Ruetz		7,179
Hamilton	7,179	
Jeffrey D. Wehmuller		4,433
Hamilton	4,433	
<b>Howard County, Court 1</b>		
Democratic		
Michael P. (Mick) Krebs		3,460 *
Howard	3,460	
<b>Howard County, Court 1</b>		
Republican		
William C. (Bill) Menges		6,861 *
Howard	6,861	

2004 Primary Election  
Tuesday, May 4, 2004

## Election Report - State of Indiana

### Judge of the Superior Court

		Votes
<b>Madison County, Court 1</b>	<b>Republican</b>	
Dennis D. Carroll		11,434 *
Madison 11,434		
<b>Morgan County, Court 2</b>	<b>Republican</b>	
Christopher L. Burnham		6,100 *
Morgan 6,100		
<b>Porter County, Court 3</b>	<b>Democratic</b>	
Julia M. Jent		5,192 *
Porter 5,192		
<b>Scott County</b>	<b>Democratic</b>	
Nicholas L. South		2,906 *
Scott 2,906		
<b>Tippecanoe County, Ct. 3</b>	<b>Republican</b>	
Loretta H. Rush		9,006 *
Tippecanoe 9,006		
<b>Vigo County, Court 1</b>	<b>Republican</b>	
Michael H. Eldred		3,374 *
Vigo 3,374		
<b>Vigo County, Court 4</b>	<b>Democratic</b>	
Hal Johnston		3,036
Vigo 3,036		
Christopher Newton		7,536 *
Vigo 7,536		
Gary V. Rider		5,493
Vigo 5,493		
<b>Washington County</b>	<b>Republican</b>	
Frank Newkirk, Jr.		1,893 *
Washington 1,893		
<b>Whitley County</b>	<b>Democratic</b>	
Michael D. Rush		840 *
Whitley 840		









## Election Report - State of Indiana

### President and Vice-President of the United States

**Statewide**

**Votes**

**Walt Brown / Mary Alice Herbert (W-S)**

22

Adams	0	Allen	4	Bartholomew	1	Benton	0	Blackford	0	Boone	1
Brown	0	Carroll	0	Cass	0	Clark	0	Clay	0	Clinton	0
Crawford	0	Daviess	0	Dearborn	0	Decatur	0	DeKalb	0	Delaware	0
Dubois	0	Elkhart	2	Fayette	0	Floyd	0	Fountain	0	Franklin	0
Fulton	0	Gibson	0	Grant	0	Greene	0	Hamilton	0	Hancock	0
Harrison	0	Hendricks	0	Henry	0	Howard	0	Huntington	0	Jackson	0
Jasper	0	Jay	0	Jefferson	0	Jennings	0	Johnson	1	Knox	0
Kosciusko	0	LaGrange	0	Lake	0	La Porte	2	Lawrence	0	Madison	0
Marion	1	Marshall	0	Martin	0	Miami	0	Monroe	4	Montgomery	0
Morgan	0	Newton	0	Noble	0	Ohio	0	Orange	0	Owen	0
Parke	0	Perry	0	Pike	0	Porter	0	Posey	0	Pulaski	0
Putnam	0	Randolph	0	Ripley	0	Rush	0	St. Joseph	1	Scott	0
Shelby	0	Spencer	0	Starke	0	Steuben	0	Sullivan	0	Switzerland	0
Tippecanoe	3	Tipton	0	Union	0	Vanderburgh	0	Vermillion	0	Vigo	2
Wabash	0	Warren	0	Warrick	0	Washington	0	Wayne	0	Wells	0
White	0	Whitley	0								

**Lawson Mitchell Bone / No Candidate Filed (W-I)**

6

Adams	0	Allen	0	Bartholomew	0	Benton	0	Blackford	0	Boone	0
Brown	0	Carroll	0	Cass	0	Clark	0	Clay	0	Clinton	0
Crawford	0	Daviess	0	Dearborn	0	Decatur	0	DeKaib	0	Delaware	0
Dubois	0	Elkhart	1	Fayette	0	Floyd	0	Fountain	0	Franklin	0
Fulton	0	Gibson	0	Grant	0	Greene	0	Hamilton	0	Hancock	0
Harrison	0	Hendricks	0	Henry	0	Howard	2	Huntington	0	Jackson	0
Jasper	1	Jay	0	Jefferson	0	Jennings	0	Johnson	0	Knox	0
Kosciusko	0	LaGrange	0	Lake	0	La Porte	0	Lawrence	0	Madison	0
Marion	0	Marshall	0	Martin	0	Miami	0	Monroe	1	Montgomery	0
Morgan	0	Newton	0	Noble	0	Ohio	0	Orange	0	Owen	0
Parke	0	Perry	0	Pike	0	Porter	0	Posey	0	Pulaski	0
Putnam	0	Randolph	0	Ripley	0	Rush	0	St. Joseph	1	Scott	0
Shelby	0	Spencer	0	Starke	0	Steuben	0	Sullivan	0	Switzerland	0
Tippecanoe	0	Tipton	0	Union	0	Vanderburgh	0	Vermillion	0	Vigo	0
Wabash	0	Warren	0	Warrick	0	Washington	0	Wayne	0	Wells	0
White	0	Whitley	0								





# Election Report - State of Indiana

## Attorney General

										Votes			
										1,389,640 *			
<b>Steve Carter (R)</b>													
Adams	8,819	Allen	80,673	Bartholomew	17,977	Benton	2,700	Blackford	3,059	Boone	16,824		
Brown	4,375	Carroll	5,804	Cass	8,967	Clark	20,451	Clay	6,529	Clinton	8,173		
Crawford	2,111	Daviess	6,604	Dearborn	12,460	Decatur	6,581	DeKalb	9,987	Delaware	25,117		
Dubois	9,040	Elkhart	41,468	Fayette	5,253	Floyd	17,706	Fountain	4,822	Franklin	5,920		
Fulton	5,362	Gibson	7,435	Grant	16,906	Greene	7,071	Hamilton	78,029	Hancock	19,873		
Harrison	9,203	Hendricks	37,550	Henry	12,369	Howard	22,515	Huntington	10,905	Jackson	9,461		
Jasper	7,647	Jay	4,643	Jefferson	6,769	Jennings	5,888	Johnson	36,858	Knox	7,341		
Kosciusko	20,533	LaGrange	5,931	Lake	69,451	La Porte	18,366	Lawrence	11,075	Madison	30,555		
Marion	158,674	Marshall	11,364	Martin	2,912	Miami	8,597	Monroe	23,131	Montgomery	10,440		
Morgan	18,269	Newton	3,548	Noble	9,939	Ohio	1,579	Orange	4,843	Owen	4,510		
Parke	4,004	Perry	3,452	Pike	3,116	Porter	32,081	Posey	6,353	Pulaski	3,351		
Putnam	8,451	Randolph	6,588	Ripley	7,056	Rush	4,130	St. Joseph	52,413	Scott	3,778		
Shelby	10,432	Spencer	5,204	Starke	4,365	Steuben	8,167	Sullivan	4,085	Switzerland	1,771		
Tippecanoe	32,187	Tipton	5,233	Union	2,158	Vanderburgh	37,167	Vermillion	2,826	Vigo	18,258		
Wabash	8,975	Warren	2,440	Warrick	14,761	Washington	5,981	Wayne	15,208	Wells	8,523		
White	7,266	Whitley	8,898										
										953,500			
<b>Joseph H. Hogsett (D)</b>													
Adams	4,110	Allen	43,216	Bartholomew	9,346	Benton	1,131	Blackford	2,094	Boone	5,126		
Brown	2,553	Carroll	2,567	Cass	4,575	Clark	18,773	Clay	3,689	Clinton	3,288		
Crawford	2,016	Daviess	3,335	Dearborn	6,669	Decatur	3,158	DeKalb	4,928	Delaware	20,326		
Dubois	6,331	Elkhart	17,314	Fayette	3,680	Floyd	14,148	Fountain	2,642	Franklin	3,419		
Fulton	3,070	Gibson	6,537	Grant	9,259	Greene	5,214	Hamilton	22,604	Hancock	7,163		
Harrison	7,032	Hendricks	12,779	Henry	7,401	Howard	13,371	Huntington	4,198	Jackson	6,095		
Jasper	3,527	Jay	3,174	Jefferson	5,142	Jennings	4,101	Johnson	12,718	Knox	7,420		
Kosciusko	6,595	LaGrange	2,709	Lake	104,444	La Porte	21,117	Lawrence	5,533	Madison	22,435		
Marion	151,380	Marshall	5,498	Martin	2,145	Miami	4,346	Monroe	23,068	Montgomery	3,581		
Morgan	6,759	Newton	1,985	Noble	5,050	Ohio	1,177	Orange	3,124	Owen	2,735		
Parke	2,655	Perry	4,408	Pike	2,771	Porter	27,428	Posey	4,915	Pulaski	1,979		
Putnam	4,139	Randolph	4,014	Ripley	4,018	Rush	3,110	St. Joseph	50,586	Scott	4,368		
Shelby	5,009	Spencer	4,404	Starke	4,129	Steuben	4,060	Sullivan	3,893	Switzerland	1,668		
Tippecanoe	17,074	Tipton	2,354	Union	980	Vanderburgh	29,328	Vermillion	3,843	Vigo	19,342		
Wabash	3,825	Warren	1,373	Warrick	9,707	Washington	4,135	Wayne	11,035	Wells	3,323		
White	2,812	Whitley	3,895										
										45,212			
<b>Aaron T. Milewski (L)</b>													
Adams	138	Allen	1,984	Bartholomew	470	Benton	85	Blackford	77	Boone	407		
Brown	219	Carroll	134	Cass	229	Clark	724	Clay	157	Clinton	152		
Crawford	79	Daviess	184	Dearborn	455	Decatur	163	DeKalb	251	Delaware	1,042		
Dubois	244	Elkhart	1,119	Fayette	162	Floyd	569	Fountain	132	Franklin	190		
Fulton	143	Gibson	199	Grant	383	Greene	166	Hamilton	1,558	Hancock	463		
Harrison	296	Hendricks	803	Henry	397	Howard	606	Huntington	240	Jackson	274		
Jasper	231	Jay	124	Jefferson	235	Jennings	203	Johnson	871	Knox	256		
Kosciusko	539	LaGrange	174	Lake	3,939	La Porte	1,367	Lawrence	322	Madison	851		
Marion	5,084	Marshall	310	Martin	110	Miami	228	Monroe	1,435	Montgomery	292		
Morgan	434	Newton	135	Noble	256	Ohio	65	Orange	146	Owen	189		
Parke	137	Perry	104	Pike	91	Porter	1,804	Posey	174	Pulaski	91		
Putnam	224	Randolph	228	Ripley	244	Rush	84	St. Joseph	1,916	Scott	143		
Shelby	242	Spencer	124	Starke	189	Steuben	285	Sullivan	127	Switzerland	0		
Tippecanoe	1,312	Tipton	121	Union	76	Vanderburgh	1,267	Vermillion	146	Vigo	965		
Wabash	178	Warren	67	Warrick	401	Washington	248	Wayne	962	Wells	143		
White	200	Whitley	229										





## Election Report - State of Indiana

### United States Representative

<b>District 1</b>								<b>Votes</b>	
<b>Peter J. Visclosky (D)</b>								<b>178,406 *</b>	
Benton	1,616	Jasper	5,236	Lake	130,430	Newton	2,865	Porter	38,259
								<b>82,858</b>	
<b>Mark J. Leyva (R)</b>									
Benton	2,193	Jasper	6,155	Lake	51,548	Newton	2,818	Porter	20,144
<b>District 2</b>								<b>Votes</b>	
<b>Chris Chocola (R)</b>								<b>140,496 *</b>	
Carroll	5,690	Cass	9,077	Elkhart	16,774	Fulton	5,584	Howard	6,732
Marshall	11,546	Porter	2,616	Pulaski	3,599	St. Joseph	53,283	Starke	4,842
								<b>115,513</b>	
<b>Joe Donnelly (D)</b>									
Carroll	2,693	Cass	4,616	Elkhart	9,169	Fulton	3,037	Howard	5,729
Marshall	5,843	Porter	2,299	Pulaski	1,954	St. Joseph	53,904	Starke	3,982
								<b>3,346</b>	
<b>Douglas Barnes (L)</b>									
Carroll	145	Cass	140	Elkhart	277	Fulton	81	Howard	237
Marshall	203	Porter	134	Pulaski	79	St. Joseph	942	Starke	141
								<b>931</b>	
								<b>White 36</b>	
<b>District 3</b>								<b>Votes</b>	
<b>Mark Edward Souder (R)</b>								<b>171,389 *</b>	
Allen	76,372	DeKalb	10,509	Elkhart	26,747	Kosciusko	22,430	LaGrange	6,603
Steuben	8,830	Whitley	9,069						
								<b>10,829</b>	
<b>Maria M. Parra (D)</b>								<b>76,232</b>	
Allen	44,116	DeKalb	4,681	Elkhart	7,385	Kosciusko	5,444	LaGrange	2,250
Steuben	3,788	Whitley	4,088						
								<b>4,480</b>	
<b>District 4</b>								<b>Votes</b>	
<b>Steve Buyer (R)</b>								<b>190,445 *</b>	
Boone	16,727	Clinton	8,208	Fountain	1,701	Hendricks	37,296	Johnson	31,406
Marion	11,737	Monroe	6,418	Montgomery	10,741	Morgan	18,238	Tippecanoe	30,747
								<b>11,282</b>	
<b>David Sanders (D)</b>								<b>77,574</b>	
Boone	4,857	Clinton	3,139	Fountain	766	Hendricks	12,034	Johnson	10,447
Marion	6,544	Monroe	3,945	Montgomery	3,136	Morgan	6,223	Tippecanoe	18,748
								<b>5,212</b>	
<b>Kevin R. Fleming (L)</b>								<b>6,117</b>	
Boone	477	Clinton	201	Fountain	35	Hendricks	1,034	Johnson	882
Marion	364	Monroe	328	Montgomery	334	Morgan	562	Tippecanoe	1,380
								<b>370</b>	
								<b>White 150</b>	
<b>District 5</b>								<b>Votes</b>	
<b>Dan Burton (R)</b>								<b>228,718 *</b>	
Grant	18,135	Hamilton	76,461	Hancock	20,167	Howard	16,875	Huntington	11,202
Marion	50,429	Miami	9,286	Shelby	9,522	Tipton	5,511	Wabash	9,214
								<b>1,916</b>	
<b>Katherine Fox Carr (D)</b>								<b>82,637</b>	
Grant	7,955	Hamilton	22,870	Hancock	6,549	Howard	6,610	Huntington	3,638
Marion	21,591	Miami	3,576	Shelby	3,795	Tipton	1,957	Wabash	3,506
								<b>590</b>	
<b>Rick Hodgkin (L)</b>								<b>7,008</b>	
Grant	418	Hamilton	2,431	Hancock	771	Howard	390	Huntington	304
Marion	1,658	Miami	311	Shelby	290	Tipton	141	Wabash	230
								<b>64</b>	
<b>District 6</b>								<b>Votes</b>	
<b>Mike Pence (R)</b>								<b>182,529 *</b>	
Adams	9,480	Allen	3,073	Bartholomew	12,226	Blackford	3,401	Dearborn	5,005
Delaware	28,300	Fayette	5,688	Franklin	6,154	Henry	13,787	Jay	5,540
Madison	34,988	Randolph	7,520	Rush	5,514	Shelby	1,530	Union	2,268
Wells	9,245							<b>7,222</b>	
								<b>3,560</b>	
								<b>18,028</b>	

# Election Report - State of Indiana

## Superintendent of Public Instruction

										Votes	
<b>Suellen Reed (R)</b>										<b>1,317,612 *</b>	
Adams	8,124	Allen	77,425	Bartholomew	17,806	Benton	2,490	Blackford	2,867	Boone	15,635
Brown	4,074	Carroll	5,257	Cass	8,418	Clark	19,696	Clay	6,187	Clinton	7,455
Crawford	2,007	Daviess	6,521	Dearborn	11,680	Decatur	6,551	DeKalb	9,301	Delaware	24,706
Dubois	9,321	Elkhart	39,347	Fayette	5,509	Floyd	17,491	Fountain	4,473	Franklin	5,599
Fulton	5,310	Gibson	6,959	Grant	15,930	Greene	6,764	Hamilton	74,965	Hancock	18,958
Harrison	8,753	Hendricks	35,479	Henry	11,608	Howard	21,558	Huntington	10,421	Jackson	9,128
Jasper	7,102	Jay	4,558	Jefferson	6,401	Jennings	5,780	Johnson	34,834	Knox	7,417
Kosciusko	19,806	LaGrange	5,911	Lake	60,131	La Porte	17,816	Lawrence	10,482	Madison	28,919
Marion	151,736	Marshall	10,889	Martin	2,542	Miami	8,152	Monroe	22,149	Montgomery	9,877
Morgan	17,110	Newton	3,278	Noble	9,494	Ohio	1,480	Orange	4,757	Owen	4,209
Parke	3,791	Perry	3,409	Pike	2,809	Porter	29,445	Posey	5,881	Pulaski	3,185
Putnam	7,884	Randolph	6,329	Ripley	6,827	Rush	5,273	St. Joseph	48,376	Scott	3,550
Shelby	10,166	Spencer	5,070	Starke	4,055	Steuben	7,766	Sullivan	3,936	Switzerland	1,718
Tippecanoe	30,107	Tipton	4,941	Union	1,994	Vanderburgh	34,060	Vermillion	2,641	Vigo	17,903
Wabash	8,507	Warren	2,309	Warrick	13,261	Washington	5,659	Wayne	15,259	Wells	8,211
White	6,328	Whitley	8,359								
<b>Susan Williams (D)</b>										<b>962,400</b>	
Adams	4,255	Allen	41,989	Bartholomew	8,777	Benton	1,216	Blackford	2,110	Boone	5,172
Brown	2,617	Carroll	2,845	Cass	4,876	Clark	18,966	Clay	3,769	Clinton	3,518
Crawford	2,016	Daviess	3,168	Dearborn	7,128	Decatur	2,900	DeKalb	5,013	Delaware	19,454
Dubois	5,762	Elkhart	17,997	Fayette	3,240	Floyd	14,361	Fountain	2,802	Franklin	3,540
Fulton	2,965	Gibson	6,670	Grant	9,196	Greene	4,991	Hamilton	22,663	Hancock	7,142
Harrison	7,190	Hendricks	13,270	Henry	7,598	Howard	13,531	Huntington	4,152	Jackson	6,129
Jasper	3,776	Jay	2,992	Jefferson	5,312	Jennings	3,991	Johnson	13,159	Knox	6,619
Kosciusko	6,519	LaGrange	2,597	Lake	110,085	La Porte	20,848	Lawrence	5,534	Madison	22,741
Marion	152,514	Marshall	5,473	Martin	1,936	Miami	4,248	Monroe	22,625	Montgomery	3,642
Morgan	6,854	Newton	2,171	Noble	4,994	Ohio	1,201	Orange	3,077	Owen	2,761
Parke	2,666	Perry	4,302	Pike	2,819	Porter	29,199	Posey	5,070	Pulaski	1,969
Putnam	4,300	Randolph	3,946	Ripley	4,092	Rush	1,759	St. Joseph	51,043	Scott	4,497
Shelby	4,742	Spencer	4,367	Starke	4,159	Steuben	4,148	Sullivan	3,706	Switzerland	1,651
Tippecanoe	17,651	Tipton	2,380	Union	1,064	Vanderburgh	30,886	Vermillion	3,796	Vigo	18,690
Wabash	3,838	Warren	1,384	Warrick	10,282	Washington	4,276	Wayne	10,478	Wells	3,278
White	3,417	Whitley	3,888								
<b>Joe Hauptmann (L)</b>										<b>67,419</b>	
Adams	351	Allen	2,998	Bartholomew	745	Benton	150	Blackford	129	Boone	1,089
Brown	317	Carroll	272	Cass	381	Clark	915	Clay	250	Clinton	352
Crawford	106	Daviess	264	Dearborn	631	Decatur	298	DeKalb	387	Delaware	1,556
Dubois	342	Elkhart	1,553	Fayette	280	Floyd	700	Fountain	199	Franklin	286
Fulton	217	Gibson	338	Grant	655	Greene	219	Hamilton	2,575	Hancock	976
Harrison	439	Hendricks	1,439	Henry	703	Howard	1,019	Huntington	422	Jackson	430
Jasper	265	Jay	231	Jefferson	289	Jennings	324	Johnson	1,578	Knox	374
Kosciusko	919	LaGrange	254	Lake	4,265	La Porte	1,847	Lawrence	462	Madison	1,428
Marion	7,606	Marshall	446	Martin	174	Miami	465	Monroe	1,646	Montgomery	579
Morgan	837	Newton	167	Noble	441	Ohio	103	Orange	215	Owen	280
Parke	203	Perry	151	Pike	158	Porter	2,199	Posey	253	Pulaski	167
Putnam	407	Randolph	334	Ripley	354	Rush	194	St. Joseph	2,497	Scott	204
Shelby	450	Spencer	185	Starke	298	Steuben	392	Sullivan	226	Switzerland	88
Tippecanoe	2,166	Tipton	176	Union	120	Vanderburgh	1,760	Vermillion	235	Vigo	1,295
Wabash	368	Warren	122	Warrick	559	Washington	328	Wayne	1,284	Wells	321
White	372	Whitley	375								

## Election Report - State of Indiana

### United States Representative

<b>District 6</b>									<b>Votes</b>		
									<b>85,123</b>		
<b>Mel Fox (D)</b>											
Adams	3,474	Allen	1,650	Bartholomew	3,773	Blackford	1,730	Dearborn	1,705	Decatur	2,653
Delaware	17,970	Fayette	3,289	Franklin	3,329	Henry	6,062	Jay	2,347	Johnson	943
Madison	18,654	Randolph	3,296	Rush	1,603	Shelby	370	Union	903	Wayne	8,773
Wells	2,599									<b>4,397</b>	

<b>Chad (Wick) Roots (L)</b>											
Adams	152	Allen	74	Bartholomew	193	Blackford	68	Dearborn	126	Decatur	147
Delaware	899	Fayette	150	Franklin	124	Henry	300	Jay	117	Johnson	76
Madison	701	Randolph	185	Rush	135	Shelby	24	Union	68	Wayne	703
Wells	155									<b>4,381</b>	

<b>District 7</b>									<b>Votes</b>
									<b>121,303 *</b>
<b>Julia M. Carson (D)</b>									
Marion									<b>121,303</b>
<b>Andrew (Andy) Horning (R)</b>									
Marion									<b>97,491</b>
<b>Barry Campbell (L)</b>									
Marion									<b>4,381</b>

<b>District 8</b>									<b>Votes</b>		
									<b>145,576 *</b>		
<b>John N. Hostettler (R)</b>											
Clay	6,151	Daviess	7,345	Fountain	3,245	Gibson	7,779	Greene	7,995	Knox	8,143
Martin	3,381	Owen	4,489	Parke	3,981	Pike	3,081	Posey	7,030	Putnam	8,332
Sullivan	4,050	Vanderburgh	34,560	Vermillion	2,947	Vigo	16,607	Warren	2,440	Warrick	14,020
									<b>121,522</b>		
<b>Jon P. Jennings (D)</b>											
Clay	4,104	Daviess	2,935	Fountain	1,790	Gibson	6,603	Greene	4,698	Knox	7,031
Martin	1,527	Owen	2,730	Parke	2,728	Pike	2,986	Posey	4,749	Putnam	4,232
Sullivan	4,097	Vanderburgh	33,644	Vermillion	3,809	Vigo	21,276	Warren	1,338	Warrick	11,245
									<b>5,680</b>		
<b>Mark Garvin (L)</b>											
Clay	248	Daviess	151	Fountain	93	Gibson	226	Greene	155	Knox	255
Martin	72	Owen	223	Parke	166	Pike	105	Posey	181	Putnam	253
Sullivan	148	Vanderburgh	1,432	Vermillion	176	Vigo	1,173	Warren	82	Warrick	541

<b>District 9</b>									<b>Votes</b>		
									<b>142,197 *</b>		
<b>Mike Sodrel (R)</b>											
Bartholomew	6,385	Brown	3,960	Clark	20,494	Crawford	2,131	Dearborn	7,589	Dubois	8,877
Floyd	16,812	Harrison	8,979	Jackson	7,981	Jefferson	6,154	Jennings	5,623	Monroe	14,600
Ohio	1,574	Orange	4,991	Perry	3,228	Ripley	7,104	Scott	3,508	Spencer	4,623
Switzerland	1,665	Washington	5,919							<b>140,772</b>	
<b>Baron Hill (D)</b>											
Bartholomew	5,110	Brown	3,081	Clark	21,109	Crawford	2,288	Dearborn	5,624	Dubois	7,501
Floyd	16,214	Harrison	8,011	Jackson	8,074	Jefferson	6,421	Jennings	4,715	Monroe	21,608
Ohio	1,302	Orange	3,437	Perry	4,958	Ripley	4,482	Scott	5,053	Spencer	5,064
Switzerland	1,929	Washington	4,791							<b>4,541</b>	
<b>Al Cox (L)</b>											
Bartholomew	267	Brown	217	Clark	402	Crawford	79	Dearborn	227	Dubois	196
Floyd	351	Harrison	253	Jackson	246	Jefferson	185	Jennings	166	Monroe	1,031
Ohio	38	Orange	167	Perry	97	Ripley	153	Scott	107	Spencer	153
Switzerland	49	Washington	157							<b>4,541</b>	

# Election Report - State of Indiana

## State Senator

### District 2 Votes

<b>Samuel Smith Jr. (D)</b>	29,402 *
Lake 29,402	
<b>Bruce Parisi (L)</b>	2,506
Lake 2,506	

### District 3 Votes

<b>Earline Rogers (D)</b>	36,770 *
Lake 36,770	

### District 5 Votes

<b>Victor Heinold (R)</b>	24,753 *
Jasper 949      La Porte 1,355      Marshall 5,762      Porter 12,320      Pulaski 357      St. Joseph 559	
Starke 3,451	
<b>Nancy Dembowski (D)</b>	24,398
Jasper 683      La Porte 1,206      Marshall 5,589      Porter 10,285      Pulaski 483      St. Joseph 606	
Starke 5,546	

### District 7 Votes

<b>Brandt Hershman (R)</b>	38,052 *
Carroll 6,808      Clinton 2,702      Howard 6,413      Jasper 7,368      Tippecanoe 6,428      White 8,333	

### District 8 Votes

<b>Anita Bowser (D)</b>	26,165 *
La Porte 21,457      St. Joseph 4,708	
<b>Allen L. Stevens Jr. (R)</b>	19,420
La Porte 16,066      St. Joseph 3,354	
<b>Janet F. Gillon (L)</b>	1,759
La Porte 1,586      St. Joseph 173	

### District 9 Votes

<b>Ryan D. Mishler (R)</b>	37,831 *
Elkhart 5,026      Kosciusko 14,901      Marshall 4,553      St. Joseph 13,351	

### District 10 Votes

<b>John E. Broden (D)</b>	30,042 *
St. Joseph 30,042	

### District 12 Votes

<b>Marvin Riegsecker (R)</b>	29,591 *
Elkhart 29,591	
<b>Charles D. Mumaw (D)</b>	8,962
Elkhart 8,962	

### District 13 Votes

<b>Robert L. Meeks (R)</b>	32,126 *
DeKalb 443      Kosciusko 5,329      LaGrange 7,506      Noble 12,084      Steuben 6,764	

### District 16 Votes

<b>David C. Long (R)</b>	34,113 *
Allen 34,113	

### District 18 Votes

2004 General Election  
 Tuesday, November 2, 2004

## Election Report - State of Indiana

### State Senator

<i>District 18</i>								<i>Votes</i>			
<b>Thomas K. Weatherwax (R)</b>								35,072 *			
Cass	11,111	Fulton	7,010	Kosciusko	2,067	Miami	10,321	Pulaski	3,432	Wabash	1,131
<i>District 20</i>								<i>Votes</i>			
<b>Luke Kenley (R)</b>								43,798 *			
Grant	4,541	Hamilton	35,814	Madison	2,288	Tipton	1,155				
<b>Robert D. Threlkeld (D)</b>								13,477			
Grant	2,813	Hamilton	8,998	Madison	1,229	Tipton	437				
<i>District 24</i>								<i>Votes</i>			
<b>Connie Lawson (R)</b>								44,783 *			
Hendricks	37,363	Putnam	7,420								
<i>District 28</i>								<i>Votes</i>			
<b>Beverly J. Gard (R)</b>								48,472 *			
Hamilton	11,400	Hancock	21,944	Henry	15,128						
<b>Brett S. Glaze (L)</b>								5,930			
Hamilton	1,089	Hancock	2,623	Henry	2,218						
<i>District 30</i>								<i>Votes</i>			
<b>Teresa Lubbers (R)</b>								41,413 *			
Hamilton	11,105	Marion	30,308								
<b>Bob (Cowboy) Farrell (L)</b>								5,085			
Hamilton	1,092	Marion	3,993								
<i>District 32</i>								<i>Votes</i>			
<b>Patricia Miller (R)</b>								36,207 *			
Johnson	4,371	Marion	31,836								
<b>Ken Kern (D)</b>								16,923			
Johnson	1,766	Marion	15,157								
<i>District 33</i>								<i>Votes</i>			
<b>Glenn L. Howard (D)</b>								34,265 *			
Marion	34,265										
<b>Josephine R. Coleman (L)</b>								2,714			
Marion	2,714										
<i>District 34</i>								<i>Votes</i>			
<b>Billie J. Breaux (D)</b>								30,893 *			
Marion	30,893										
<i>District 35</i>								<i>Votes</i>			
<b>R. Michael Young (R)</b>								23,007 *			
Johnson	6,920	Marion	14,678	Morgan	1,409						
<b>Harvey Knox (D)</b>								13,217			
Johnson	1,743	Marion	10,942	Morgan	532						
<b>Shane Wheeler (L)</b>								1,035			
Johnson	217	Marion	772	Morgan	46						
<i>District 36</i>								<i>Votes</i>			
<b>Brent Waltz (R)</b>								26,113 *			
Johnson	8,249	Marion	17,864								

2004 General Election  
Tuesday, November 2, 2004

## Election Report - State of Indiana

### State Senator

#### District 36

Votes

Terry Rice (D)

16,182

Johnson 3,216 Marion 12,966

#### District 37

Votes

Richard D. Bray (R)

32,901 \*

Clay 5,279 Johnson 3,181 Monroe 1,110 Morgan 17,545 Owen 3,295 Putnam 2,491

Kristin Szczerbik (D)

12,104

Clay 2,223 Johnson 983 Monroe 779 Morgan 5,522 Owen 1,604 Putnam 993

#### District 40

Votes

Vi Simpson (D)

31,745 \*

Brown 3,872 Monroe 27,873

R. Dale Cassidy (R)

17,526

Brown 3,304 Monroe 14,222

#### District 42

Votes

Robert N. Jackman (R)

31,549 \*

Decatur 7,244 Fayette 5,449 Franklin 2,445 Rush 5,334 Shelby 11,077

Barry A. Welsh (D)

13,800

Decatur 2,642 Fayette 3,630 Franklin 1,242 Rush 1,956 Shelby 4,330

#### District 44

Votes

Brent Steele (R)

36,581 \*

Jackson 11,238 Lawrence 13,619 Monroe 2,372 Orange 3,983 Washington 5,369

#### District 50

Votes

Greg Server (R)

45,749 \*

Vanderburgh 31,524 Warrick 14,225

Thomas C. Tindle (L)

4,660

Vanderburgh 3,309 Warrick 1,351

# Election Report - State of Indiana

## State Representative

District	Votes	
<b>District 1</b>	<b>Votes</b>	
Linda C. Lawson (D)	11,926 *	
Lake	11,926	
Jerome (Jerry) Baffa (R)	7,820	
Lake	7,820	
<b>District 2</b>	<b>Votes</b>	
Earl L. Harris (D)	16,853 *	
Lake	16,853	
<b>District 3</b>	<b>Votes</b>	
Charlie Brown (D)	17,906 *	
Lake	12,884	Porter 5,022
Willie L. Brown (R)	5,279	
Lake	710	Porter 4,569
Carolyn Ballenger (I)	2,686	
Lake	909	Porter 1,777
<b>District 4</b>	<b>Votes</b>	
Ralph Donald Ayres (R)	19,656 *	
Jasper	576	Lake 3,154 Porter 15,926
Barry D. Slegers (D)	8,581	
Jasper	338	Lake 1,672 Porter 6,571
<b>District 5</b>	<b>Votes</b>	
Craig R. Fry (D)	10,947 *	
Elkhart	1,950	St. Joseph 8,997
Michael Reddy (R)	10,507	
Elkhart	1,407	St. Joseph 9,100
<b>District 6</b>	<b>Votes</b>	
B. Patrick Bauer (D)	14,074 *	
St. Joseph	14,074	
<b>District 7</b>	<b>Votes</b>	
Thomas Kromkowski (D)	13,653 *	
St. Joseph	13,653	
Joanna (Jo) Blacketer (R)	9,269	
St. Joseph	9,269	
<b>District 8</b>	<b>Votes</b>	
Ryan M. Dvorak (D)	19,457 *	
St. Joseph	19,457	
<b>District 9</b>	<b>Votes</b>	
Scott D. Pelath (D)	17,110 *	
La Porte	17,110	
Gregory D. Kelper (L)	2,176	
La Porte	2,176	
<b>District 10</b>	<b>Votes</b>	
Duane Cheney (D)	17,479 *	
Porter	17,479	

# Election Report - State of Indiana

## State Representative

District 11		Votes	
Dan Stevenson (D)		12,854	*
Lake	12,854		
Richard A. (Rick) Ryfa (R)		9,081	
Lake	9,081		
District 12		Votes	
John Aguilera (D)		11,485	*
Lake	11,485		
Daniel N. Fagen (R)		9,749	
Lake	9,749		
Mark Brickman (L)		527	
Lake	527		
District 13		Votes	
Chester F. Dobis (D)		14,996	*
Lake	14,996		
Joseph M. Hero (R)		9,517	
Lake	9,517		
District 14		Votes	
Vernon G. Smith (D)		16,813	*
Lake	16,813		
Catherine Campbell (R)		2,740	
Lake	2,740		
District 15		Votes	
Donald J. Lehe (R)		16,623	*
Benton	2,849	Lake	6,756
		Newton	3,106
		White	3,912
Lon P. Childress (D)		8,153	
Benton	912	Lake	4,519
		Newton	1,417
		White	1,305
Bert Bell (L)		565	
Benton	103	Lake	260
		Newton	97
		White	105
District 16		Votes	
Eric A. Gutwein (R)		18,729	*
Cass	1,845	Fulton	6,098
		Jasper	6,457
		Pulaski	962
		White	3,367
District 17		Votes	
Steve Heim (R)		14,100	*
La Porte	742	Marshall	8,306
		Starke	5,052
David A. McLiver (D)		8,321	
La Porte	700	Marshall	4,146
		Starke	3,475
Kevin F. Foley (I)		854	
La Porte	100	Marshall	421
		Starke	333
District 18		Votes	
David A. Wolkins (R)		17,435	*
Elkhart	4,218	Kosciusko	11,697
		LaGrange	1,520



## Election Report - State of Indiana

### State Representative

District 19						Votes
<b>Robert D. Kuzman (D)</b>						14,665 *
Lake	11,085	Newton	575	Porter	3,005	
<b>Ron Cooper (R)</b>						9,750
Lake	7,558	Newton	412	Porter	1,780	
<b>James A. (Jim) Cuffia (I)</b>						1,077
Lake	789	Newton	73	Porter	215	
District 20						Votes
<b>Mary Kay Budak (R)</b>						12,944 *
Jasper	849	La Porte	9,028	Porter	461	Pulaski 2,606
<b>Lynne Spevak (D)</b>						10,013
Jasper	539	La Porte	7,916	Porter	171	Pulaski 1,387
<b>William (Bill) Schadowsky (L)</b>						1,038
Jasper	44	La Porte	858	Porter	17	Pulaski 119
District 21						Votes
<b>Jackie Walorski (R)</b>						13,753 *
Elkhart	7,591	St. Joseph	6,162			
<b>Carl Kaser (D)</b>						7,737
Elkhart	3,522	St. Joseph	4,215			
District 22						Votes
<b>William J. (Bill) Ruppel (R)</b>						18,221 *
Kosciusko	8,105	Wabash	10,116			
District 23						Votes
<b>William C. Friend (R)</b>						16,647 *
Elkhart	1,993	Fulton	613	Kosciusko	4,055	Marshall 3,269 Miami 6,717
District 24						Votes
<b>Richard W. (Rich) McClain (R)</b>						14,829 *
Carroll	6,016	Cass	7,452	Miami	856	White 505
<b>Gordon Southern (D)</b>						7,090
Carroll	2,381	Cass	4,137	Miami	392	White 180
District 25						Votes
<b>Jeb Bardon (D)</b>						8,320 *
Marion	8,320					
<b>Dennis K. Foreman (R)</b>						4,242
Marion	4,242					
District 26						Votes
<b>Joe Micon (D)</b>						10,077 *
Tippecanoe	9,630	Warren	447			
<b>Connie Basham (R)</b>						9,471
Tippecanoe	9,087	Warren	384			
District 27						Votes
<b>Sheila J. Klinker (D)</b>						12,462 *
Tippecanoe	12,462					
<b>Jeff Crites (R)</b>						6,324
Tippecanoe	6,324					

# Election Report - State of Indiana

## State Representative

<b>District 28</b>						<b>Votes</b>			
<b>Jeffrey A. Thompson (R)</b>						<b>21,510 *</b>			
Boone	10,156	Hendricks	8,815	Montgomery	2,539				
<b>District 29</b>						<b>Votes</b>			
<b>Kathy Kreag Richardson (R)</b>						<b>29,861 *</b>			
Hamilton	28,766	Hancock	1,095						
<b>District 30</b>						<b>Votes</b>			
<b>John Smith (R)</b>						<b>12,398 *</b>			
Howard	12,398								
<b>Ron Herrell (D)</b>						<b>11,279</b>			
Howard	11,279								
<b>District 31</b>						<b>Votes</b>			
<b>Timothy W. Harris (R)</b>						<b>10,480 *</b>			
Blackford	2,099	Grant	8,381						
<b>Larry R. Hile (D)</b>						<b>10,330</b>			
Blackford	3,236	Grant	7,094						
<b>District 32</b>						<b>Votes</b>			
<b>P. Eric Turner (R)</b>						<b>18,280 *</b>			
Grant	7,389	Hamilton	2,520	Howard	2,359	Miami	2,254	Tipton	3,758
<b>Steve Wolfe (D)</b>						<b>7,480</b>			
Grant	2,906	Hamilton	810	Howard	944	Miami	906	Tipton	1,914
<b>District 33</b>						<b>Votes</b>			
<b>Bill J. Davis (R)</b>						<b>13,330 *</b>			
Delaware	3,979	Jay	4,569	Randolph	4,782				
<b>Ron Liggett (D)</b>						<b>10,924</b>			
Delaware	3,836	Jay	3,607	Randolph	3,481				
<b>District 34</b>						<b>Votes</b>			
<b>R. Tiny Adams (D)</b>						<b>14,744 *</b>			
Delaware	14,744								
<b>Leon Dixon (L)</b>						<b>2,678</b>			
Delaware	2,678								
<b>District 35</b>						<b>Votes</b>			
<b>L. Jack Lutz (R)</b>						<b>17,740 *</b>			
Delaware	10,501	Hamilton	1,441	Madison	4,650	Tipton	1,148		
<b>Kent T. Saunders (D)</b>						<b>11,786</b>			
Delaware	8,063	Hamilton	523	Madison	2,723	Tipton	477		
<b>District 36</b>						<b>Votes</b>			
<b>Terri J. Austin (D)</b>						<b>14,170 *</b>			
Hamilton	398	Madison	13,772						
<b>Ronald B. Carrell (R)</b>						<b>8,669</b>			
Hamilton	576	Madison	8,093						

2004 General Election  
 Tuesday, November 2, 2004

## Election Report - State of Indiana

### State Representative

District	Votes
<b>District 37</b>	<b>15,533 *</b>
<b>Scott E. Reske (D)</b>	<b>9,205</b>
Madison 15,533	
<b>Doug Edge (R)</b>	<b>9,205</b>
Madison 9,205	
<b>District 38</b>	<b>21,025 *</b>
<b>James R. Buck (R)</b>	<b>21,025 *</b>
Boone 1,869      Clinton 8,919      Hamilton 2,356      Howard 7,881	
<b>District 39</b>	<b>24,685 *</b>
<b>Jerry Torr (R)</b>	<b>24,685 *</b>
Hamilton 24,685	
<b>Alvin E. (Rusty) Skoog Jr. (D)</b>	<b>7,217</b>
Hamilton 7,217	
<b>District 40</b>	<b>24,824 *</b>
<b>Matthew D. (Matt) Whetstone (R)</b>	<b>24,824 *</b>
Hendricks 24,824	
<b>Ray Nowosielski (L)</b>	<b>2,330</b>
Hendricks 2,330	
<b>District 41</b>	<b>15,263 *</b>
<b>Timothy (Tim) Brown (R)</b>	<b>15,263 *</b>
Montgomery 6,266      Parke 360      Tippecanoe 8,637	
<b>Raymond M. Kirtley (D)</b>	<b>10,034</b>
Montgomery 5,173      Parke 150      Tippecanoe 4,711	
<b>District 42</b>	<b>15,844 *</b>
<b>F. Dale Grubb (D)</b>	<b>15,844 *</b>
Fountain 4,562      Parke 2,415      Vermillion 5,029      Vigo 2,040      Warren 1,798	
<b>Patti Smith (R)</b>	<b>9,300</b>
Fountain 3,168      Parke 1,905      Vermillion 1,875      Vigo 1,056      Warren 1,296	
<b>District 43</b>	<b>16,462 *</b>
<b>Clyde Kersey (D)</b>	<b>16,462 *</b>
Clay 666      Vigo 15,796	
<b>District 44</b>	<b>15,126 *</b>
<b>Andrew P. Thomas (R)</b>	<b>15,126 *</b>
Clay 4,602      Parke 1,341      Putnam 8,734      Vigo 449	
<b>Eric A. Wolfe (D)</b>	<b>7,286</b>
Clay 2,111      Parke 608      Putnam 4,171      Vigo 396	
<b>District 45</b>	<b>13,880 *</b>
<b>Bruce A. Borders (R)</b>	<b>13,880 *</b>
Daviss 1,565      Greene 3,439      Knox 3,302      Sullivan 4,174      Vigo 1,400	
<b>Alan B. Chowning (D)</b>	<b>10,643</b>
Daviss 558      Greene 1,726      Knox 2,606      Sullivan 4,260      Vigo 1,493	
<b>District 46</b>	<b>11,533 *</b>
<b>Vern Tincher (D)</b>	<b>11,533 *</b>
Clay 1,228      Monroe 602      Owen 3,762      Vigo 5,941	

2004 General Election  
Tuesday, November 2, 2004

# Election Report - State of Indiana

## State Representative

							Votes		
<b>District 46</b>							10,799		
<b>R. Brooks LaPlante (R)</b>									
Clay	1,710	Monroe	413	Owen	3,471	Vigo	5,205		
<b>District 47</b>							19,209 *		
<b>Ralph M. Foley (R)</b>									
Hendricks	693	Johnson	2,073	Morgan	16,350	Owen	93		
<b>District 48</b>							18,241 *		
<b>Timothy Neese (R)</b>									
Elkhart	12,712	St. Joseph	5,529						
<b>District 49</b>							17,592 *		
<b>John D. Ulmer (R)</b>									
Elkhart	17,592								
<b>District 50</b>							17,623 *		
<b>Daniel J. (Dan) Leonard (R)</b>									
Huntington	11,287	Whitley	6,336						
<b>Joe Wilson (D)</b>							6,769		
Huntington	3,893	Whitley	2,876						
<b>District 51</b>							14,547 *		
<b>Richard A. (Dick) Dodge (R)</b>									
DeKalb	6,142	Steuben	8,405						
<b>James B. Mason (D)</b>							8,343		
DeKalb	4,212	Steuben	4,131						
<b>District 52</b>							12,872 *		
<b>Marlin A. Stutzman (R)</b>									
DeKalb	1,680	LaGrange	5,068	Noble	6,124				
<b>John T. DeLucenay (D)</b>							6,496		
DeKalb	1,073	LaGrange	2,046	Noble	3,377				
<b>District 53</b>							22,901 *		
<b>Robert (Bob) Cherry (R)</b>									
Hancock	20,396	Rush	1,287	Shelby	1,218				
<b>Kim J. Brand (L)</b>							3,334		
Hancock	3,007	Rush	170	Shelby	157				
<b>District 54</b>							18,202 *		
<b>Thomas E. (Tom) Saunders (R)</b>									
Henry	9,088	Randolph	1,850	Wayne	7,264				
<b>Christopher Surber (D)</b>							7,318		
Henry	3,752	Randolph	723	Wayne	2,843				
<b>Gayle Bond (L)</b>							1,194		
Henry	229	Randolph	74	Wayne	891				
<b>Alan Barry Cramer (I)</b>							577		
Henry	266	Randolph	61	Wayne	250				
<b>District 55</b>							17,410 *		
<b>Robert A. Hoffman (R)</b>									
Dearborn	5,163	Fayette	5,763	Franklin	2,731	Union	2,221	Wayne	1,532

## Election Report - State of Indiana

### State Representative

<b>District 55</b>								<b>Votes</b>		
<b>Jay McGlothen (D)</b>								6,864		
Dearborn	1,480	Fayette	3,069	Franklin	889	Union	821	Wayne	605	800
<b>John Marcum (L)</b>								800		
Dearborn	144	Fayette	255	Franklin	107	Union	208	Wayne	86	
<b>District 56</b>								<b>Votes</b>		
<b>Phillip Pflum (D)</b>								10,645 *		
Henry	3,465	Wayne	7,180							9,382
<b>Ed Yanos (R)</b>								661		
Henry	3,108	Wayne	6,274							
<b>Jon Bell (L)</b>								661		
Henry	219	Wayne	442							
<b>District 57</b>								<b>Votes</b>		
<b>Luke Messer (R)</b>								16,004 *		
Bartholomew	5,739	Shelby	10,265							
<b>District 58</b>								<b>Votes</b>		
<b>Woody Burton (R)</b>								18,766 *		
Johnson	18,766							7,420		
<b>Greg Turley (D)</b>								7,420		
Johnson	7,420									
<b>District 59</b>								<b>Votes</b>		
<b>David Yount (R)</b>								17,423 *		
Bartholomew	11,170	Johnson	6,253							
<b>District 60</b>								<b>Votes</b>		
<b>Peggy Welch (D)</b>								17,999 *		
Brown	278	Greene	472	Monroe	17,249				9,698	
<b>Paul Hager (R)</b>								9,698		
Brown	204	Greene	342	Monroe	9,152					
<b>District 61</b>								<b>Votes</b>		
<b>Matt Pierce (D)</b>								14,639 *		
Monroe	14,639							1,905		
<b>Nicholas Blesch (L)</b>								1,905		
Monroe	1,905									
<b>District 62</b>								<b>Votes</b>		
<b>Jerry L. Denbo (D)</b>								13,753 *		
Greene	3,845	Lawrence	3,463	Martin	1,010	Orange	5,022	Washington	413	10,523
<b>Janie Craig Chenault (R)</b>								10,523		
Greene	3,034	Lawrence	2,945	Martin	646	Orange	3,539	Washington	359	
<b>District 63</b>								<b>Votes</b>		
<b>Dave Crooks (D)</b>								12,246 *		
Daviss	4,002	Dubois	4,496	Martin	1,683	Pike	2,065			11,687
<b>Paul McFeaters (R)</b>								11,687		
Daviss	3,784	Dubois	5,114	Martin	1,605	Pike	1,184			

## Election Report - State of Indiana

### State Representative

<b>District 64</b>	<b>Votes</b>
	12,697 *

<b>Troy Woodruff (R)</b>						<b>12,509</b>	
Daviess	383	Gibson	5,972	Knox	4,881	Pike	1,461

<b>John Gregory Frenz (D)</b>						<b>1,369</b>	
Daviess	148	Gibson	6,358	Knox	4,634	Pike	1,369

<b>District 65</b>	<b>Votes</b>
	19,207 *

<b>Eric Allan Koch (R)</b>						<b>2,152</b>	
Bartholomew	3,606	Brown	4,627	Jackson	2,643	Lawrence	8,331

<b>Kent B. Van Cleave (L)</b>						<b>707</b>	
Bartholomew	385	Brown	804	Jackson	256	Lawrence	707

<b>District 66</b>	<b>Votes</b>
	14,327 *

<b>Terry Goodin (D)</b>						<b>9,376</b>	
Clark	3,522	Jackson	5,888	Jennings	244	Scott	4,673

<b>Jack Gillespie (R)</b>						<b>1,743</b>	
Clark	2,547	Jackson	4,885	Jennings	201	Scott	1,743

<b>District 67</b>	<b>Votes</b>
	18,256 *

<b>Cleo Duncan (R)</b>						<b>7,434</b>	
Decatur	7,420	Franklin	1,114	Ripley	6,211	Rush	3,511

<b>Christopher A. Holland (D)</b>						<b>2,068</b>	
Decatur	2,616	Franklin	404	Ripley	2,346	Rush	2,068

<b>District 68</b>	<b>Votes</b>
	18,596 *

<b>Robert J. Bischoff (D)</b>							<b>2,761</b>		
Dearborn	9,128	Franklin	3,444	Ohio	2,051	Ripley	1,440	Switzerland	2,533

<b>Mike Goodpaster (L)</b>							<b>421</b>		
Dearborn	1,366	Franklin	375	Ohio	298	Ripley	301	Switzerland	421

<b>District 69</b>	<b>Votes</b>
	12,639 *

<b>Billy Bright (R)</b>						<b>11,018</b>	
Jefferson	6,293	Jennings	5,781	Ripley	565		

<b>Markt Lance Lytle (D)</b>						<b>391</b>	
Jefferson	6,469	Jennings	4,158	Ripley	391		

<b>District 70</b>	<b>Votes</b>
	16,000 *

<b>Paul J. Robertson (D)</b>						<b>14,216</b>	
Clark	3,764	Floyd	2,856	Harrison	9,380		

<b>Brian C. Thomas (R)</b>						<b>7,215</b>	
Clark	4,114	Floyd	2,887	Harrison	7,215		

<b>District 71</b>	<b>Votes</b>
	17,949 *

<b>James L. Bottorff (D)</b>		<b>17,949</b>
Clark	17,949	

<b>District 72</b>	<b>Votes</b>
	15,240 *

<b>William C. Cochran (D)</b>						<b>12,261</b>
Clark	230	Floyd	15,010			

<b>Ryan Bergman (R)</b>						<b>12,163</b>
Clark	98	Floyd	12,163			

## Election Report - State of Indiana

### State Representative

District	Votes
<b>District 73</b>	<b>17,347 *</b>
<b>Dennie Oxley (D)</b>	<b>17,347 *</b>
Clark 809      Crawford 3,291      Dubois 1,278      Harrison 251      Jackson 1,255      Perry 1,473	
Scott 1,766      Washington 7,224	
<b>District 74</b>	<b>19,889 *</b>
<b>Russ Stilwell (D)</b>	<b>19,889 *</b>
Dubois 3,356      Perry 4,769      Spencer 5,503      Warrick 6,261	
<b>Frank Findley (L)</b>	<b>1,831</b>
Dubois 423      Perry 385      Spencer 447      Warrick 576	
<b>District 75</b>	<b>17,864 *</b>
<b>Dennis T. Avery (D)</b>	<b>17,864 *</b>
Gibson 1,394      Vanderburgh 14,822      Warrick 1,648	
<b>District 76</b>	<b>13,115 *</b>
<b>W. Trent VanHaften (D)</b>	<b>13,115 *</b>
Gibson 109      Posey 6,792      Vanderburgh 6,214	
<b>Jim Tomes (R)</b>	<b>10,935</b>
Gibson 132      Posey 5,001      Vanderburgh 5,802	
<b>District 77</b>	<b>11,308 *</b>
<b>Phil Hoy (D)</b>	<b>11,308 *</b>
Vanderburgh 10,389      Warrick 919	
<b>David A. Hennig (R)</b>	<b>9,804</b>
Vanderburgh 8,453      Warrick 1,351	
<b>Wm. (Billy) D. Garrett (I)</b>	<b>1,285</b>
Vanderburgh 1,205      Warrick 80	
<b>District 78</b>	<b>28,261 *</b>
<b>Vaneta Becker (R)</b>	<b>28,261 *</b>
Spencer 1,609      Vanderburgh 15,675      Warrick 10,977	
<b>District 79</b>	<b>19,722 *</b>
<b>Michael A. Ripley (R)</b>	<b>19,722 *</b>
Adams 11,326      Allen 7,224      Wells 1,172	
<b>District 80</b>	<b>9,767 *</b>
<b>Ben E. GiaQuinta (D)</b>	<b>9,767 *</b>
Allen 9,767	
<b>Kevin Howell (R)</b>	<b>5,397</b>
Allen 5,397	
<b>District 81</b>	<b>11,893 *</b>
<b>Win Moses Jr. (D)</b>	<b>11,893 *</b>
Allen 11,893	
<b>District 82</b>	<b>22,852 *</b>
<b>Jeff Espich (R)</b>	<b>22,852 *</b>
Allen 13,405      Grant 561      Wells 8,886	

2004 General Election  
Tuesday, November 2, 2004

## Election Report - State of Indiana

### State Representative

**District 83***Votes***Robert K. Alderman (R)**

19,118 \*

Allen 11,762 Noble 4,262 Whitley 3,094

**District 84***Votes***Randy L. Borrer (R)**

19,698 \*

Allen 19,698

**District 85***Votes***Phyllis J. Pond (R)**

22,878 \*

Allen 21,451 DeKalb 1,427

**District 86***Votes***David Orentlicher (D)**

15,178 \*

Hamilton 2,120 Marion 13,058

**Mort Large (R)**

13,261

Hamilton 4,267 Marion 8,994

**Sam Goldstein (L)**

585

Hamilton 124 Marion 461

**District 87***Votes***Cindy Noe (R)**

27,149 \*

Boone 6,115 Hamilton 10,481 Marion 10,553

**District 88***Votes***Brian C. Bosma (R)**

23,289 \*

Hamilton 4,180 Marion 19,109

**Aaron C. Gordon (L)**

2,132

Hamilton 311 Marion 1,821

**District 89***Votes***Lawrence L. (Larry) Buell (R)**

15,391 \*

Marion 15,391

**District 90***Votes***Michael B. Murphy (R)**

21,389 \*

Marion 21,389

**Dorn Brenton (L)**

1,779

Marion 1,779

**District 91***Votes***Robert W. Behning (R)**

15,959 \*

Hendricks 4,661 Marion 7,279 Morgan 4,019

**District 92***Votes***Phillip D. (Phil) Hinkle (R)**

16,158 \*

Marion 16,158

**Allen Swinford Jr. (D)**

9,488

Marion 9,488

**District 93***Votes***David N. Frizzell (R)**

24,290 \*

Johnson 11,385 Marion 12,905



2004 General Election  
Tuesday, November 2, 2004

## Election Report - State of Indiana

### Judge of the Circuit Court

		Votes
<b>Bartholomew (9th Circuit)</b>		
Stephen R. Heimann (D)		15,690 *
Bartholomew	15,690	
David A. Nowak (R)		12,039
Bartholomew	12,039	
<b>Clark (4th Circuit)</b>		
Daniel F. Donahue (D)		28,102 *
Clark	28,102	
<b>Clay (13th Circuit)</b>		
Ernest E. Yelton (R)		8,724 *
Clay	8,724	
<b>Crawford (77th Circuit)</b>		
Kenneth Lynn Lopp (D)		3,135 *
Crawford	3,135	
<b>Dearborn/Ohio (7th Cir.)</b>		
James D. Humphrey (R)		18,357 *
Dearborn	16,159	
Ohio	2,198	
<b>DeKalb (75th Circuit)</b>		
Kirk D. Carpenter (D)		8,918 *
DeKalb	8,918	
<b>Delaware (46th Circuit)</b>		
Marianne Lafferty Vorhees (D)		27,001 *
Delaware	27,001	
Jeffrey L. Arnold (R)		20,053
Delaware	20,053	
<b>Elkhart (34th Circuit)</b>		
Terry C. Shewmaker (R)		47,267 *
Elkhart	47,267	
<b>Fayette (73rd Circuit)</b>		
Daniel Lee Pflum (R)		6,492 *
Fayette	6,492	
<b>Floyd (52nd Circuit)</b>		
J. Terrence Cody (D)		23,216 *
Floyd	23,216	
<b>Fountain (61st Circuit)</b>		
Susan Orr Henderson (R)		6,342 *
Fountain	6,342	
<b>Harrison (3rd Circuit)</b>		
Harris Lloyd (Tad) Whitis (R)		12,999 *
Harrison	12,999	

2004 General Election  
Tuesday, November 2, 2004

# Election Report - State of Indiana

## State Representative

District 94		Votes
<b>Carolene Mays (D)</b>		14,827 *
Marion	14,827	
<b>Shane Brinkman (R)</b>		5,629
Marion	5,629	
<b>Brent Wheeler (L)</b>		381
Marion	381	

District 95		Votes
<b>Mae Dickinson (D)</b>		14,875 *
Marion	14,875	
<b>Lyman Tex Black (R)</b>		5,555
Marion	5,555	
<b>Eric J. Barnes (L)</b>		474
Marion	474	

District 96		Votes
<b>Gregory W. Porter (D)</b>		15,774 *
Marion	15,774	
<b>Brian Jessen (R)</b>		7,009
Marion	7,009	

District 97		Votes
<b>Edmund Mahern (D)</b>		7,705 *
Marion	7,705	
<b>Roxanne Butler (R)</b>		6,646
Marion	6,646	

District 98		Votes
<b>William A. Crawford (D)</b>		15,143 *
Marion	15,143	

District 99		Votes
<b>Vanessa J. Summers (D)</b>		14,909 *
Marion	14,909	
<b>Jeff Davies (R)</b>		6,383
Marion	6,383	

District 100		Votes
<b>John J. Day (D)</b>		8,739 *
Marion	8,739	
<b>Bethany M Hayes (W-G)</b>		5
Marion	5	

2004 General Election  
Tuesday, November 2, 2004

## Election Report - State of Indiana

### Judge of the Circuit Court

<b>Knox (12th Circuit)</b>	<b>Votes</b>
Sherry Biddinger Gregg (D)	11,762 *
Knox 11,762	
<b>Lake (31st Circuit)</b>	<b>Votes</b>
Lorenzo Arredondo (D)	127,924 *
Lake 127,924	
<b>Marshall (72nd Circuit)</b>	<b>Votes</b>
Michael D. Cook (R)	13,313 *
Marshall 13,313	
<b>Martin (90th Circuit)</b>	<b>Votes</b>
R. Joseph (Joe) Howell (D)	2,720 *
Martin 2,720	
Joseph A. Sullivan (R)	2,221
Martin 2,221	
<b>Miami (51st Circuit)</b>	<b>Votes</b>
Rosemary Higgins Burke (R)	6,881 *
Miami 6,881	
Timothy (Tim) Spahr (I)	5,466
Miami 5,466	
<b>Monroe, Seat 1(10th Cir.)</b>	<b>Votes</b>
E. Michael Hoff (D)	33,762 *
Monroe 33,762	
<b>Monroe, Seat 4(10th Cir.)</b>	<b>Votes</b>
Mary Ellen Diekhoff (D)	33,404 *
Monroe 33,404	
<b>Monroe, Seat 7(10th Cir.)</b>	<b>Votes</b>
Stephen Galvin (D)	25,162 *
Monroe 25,162	
Jeffrey A. Chalfant (R)	20,731
Monroe 20,731	
<b>Montgomery (22nd Circuit)</b>	<b>Votes</b>
Thomas K. Milligan (R)	12,192 *
Montgomery 12,192	
<b>Noble (33rd Circuit)</b>	<b>Votes</b>
G. David Laur (R)	11,783 *
Noble 11,783	
<b>Orange (87th Circuit)</b>	<b>Votes</b>
Larry R. Blanton (D)	6,272 *
Orange 6,272	
<b>Parke (68th Circuit)</b>	<b>Votes</b>
Sam A. Swaim (R)	3,494 *
Parke 3,494	

2004 General Election  
Tuesday, November 2, 2004

## Election Report - State of Indiana

### Judge of the Circuit Court

	Votes
<b>Parke (68th Circuit)</b>	
John L. Asbury (D)	3,423
Parke 3,423	
<b>Putnam (64th Circuit)</b>	
Matthew L. Headley (R)	10,017 *
Putnam 10,017	
<b>Randolph (25th Circuit)</b>	
Jay L. Toney (R)	5,891 *
Randolph 5,891	
Robert C. Oliver, Jr. (D)	5,091
Randolph 5,091	
<b>St. Joseph (60th Circuit)</b>	
Michael G. Gotsch (D)	69,850 *
St. Joseph 69,850	
<b>Scott (6th Circuit)</b>	
Roger L. Duvall (D)	6,805 *
Scott 6,805	
<b>Starke (44th Circuit)</b>	
Kim Hall (R)	4,974 *
Starke 4,974	
David P. Matsey (D)	4,021
Starke 4,021	
<b>Union (89th Circuit)</b>	
Matthew R. Cox (R)	2,371 *
Union 2,371	
Carol A. Weber (D)	952
Union 952	
<b>Vigo (43rd Circuit)</b>	
David R. Bolk (D)	29,059 *
Vigo 29,059	
<b>Wabash (27th Circuit)</b>	
Robert R. McCallen, III (R)	9,742 *
Wabash 9,742	
<b>Warren (21st Circuit)</b>	
John A. Rader (R)	3,241 *
Warren 3,241	
<b>Washington (42nd Circuit)</b>	
Robert Leslie Bennett (D)	7,675 *
Washington 7,675	
<b>Whitley (82nd Circuit)</b>	
James R. Heuer (R)	10,580 *
Whitley 10,580	

2004 General Election  
Tuesday, November 2, 2004

## Election Report - State of Indiana

### Judge of the Superior Court

<b>Allen Civil Div. (Avery)</b>	<i>Votes</i>
David J. Avery (NP)	62,709 *
Allen 62,709	
<b>Allen Civil Div. (Boyer)</b>	<i>Votes</i>
Nancy Eshcoff Boyer (NP)	62,837 *
Allen 62,837	
<b>Allen Family Div. (Pratt)</b>	<i>Votes</i>
Charles F. Pratt (NP)	63,821 *
Allen 63,821	
<b>Allen Criminal Division</b>	<i>Votes</i>
Kenneth R. Scheibenberger (NP)	64,428 *
Allen 64,428	
<b>Blackford County</b>	<i>Votes</i>
John W. Forcum (D)	3,931 *
Blackford 3,931	
<b>Cass County, Court 1</b>	<i>Votes</i>
Thomas C. Perrone (D)	9,929 *
Cass 9,929	
<b>Dubois County</b>	<i>Votes</i>
Elaine Marie Becher Brown (R)	9,102 *
Dubois 9,102	
Nathan A. Verkamp (D)	7,808
Dubois 7,808	
<b>Gibson County</b>	<i>Votes</i>
Earl G. Penrod (D)	11,091 *
Gibson 11,091	
<b>Hamilton County, Court 2</b>	<i>Votes</i>
Daniel J. Pflieger (R)	76,069 *
Hamilton 76,069	
Bernard Lowell (Buddy) Pylitt (D)	23,250
Hamilton 23,250	
<b>Howard County, Court 1</b>	<i>Votes</i>
William C. (Bill) Menges (R)	22,407 *
Howard 22,407	
Michael P. (Mick) Krebes (D)	13,783
Howard 13,783	
<b>Madison County, Court 1</b>	<i>Votes</i>
Dennis D. Carroll (R)	40,177 *
Madison 40,177	
<b>Morgan County, Court 2</b>	<i>Votes</i>
Christopher L. Burnham (R)	20,092 *
Morgan 20,092	

2004 General Election  
Tuesday, November 2, 2004

**Election Report - State of Indiana**  
**Judge of the Superior Court**

<b>Porter County, Court 3</b>	<b>Votes</b>
.....	45,122 *

Julia M. Jent (D)  
Porter 45,122

<b>Scott County</b>	<b>Votes</b>
.....	6,514 *

Nicholas L. South (D)  
Scott 6,514

<b>Tippecanoe County, Ct. 3</b>	<b>Votes</b>
.....	40,762 *

Loretta H. Rush (R)  
Tippecanoe 40,762

<b>Vanderburgh Division I</b>	<b>Votes</b>
.....	43,450 *

Robert Pigman (NP)  
Vanderburgh 43,450

<b>Vanderburgh Division II</b>	<b>Votes</b>
.....	41,919 *

J. Douglas Knight (NP)  
Vanderburgh 41,919

<b>Vigo County, Court 1</b>	<b>Votes</b>
.....	27,539 *

Michael H. Eldred (R)  
Vigo 27,539

<b>Vigo County, Court 4</b>	<b>Votes</b>
.....	28,522 *

Christopher Newton (D)  
Vigo 28,522

<b>Washington County</b>	<b>Votes</b>
.....	8,325 *

Frank Newkirk, Jr. (R)  
Washington 8,325

<b>Whitley County</b>	<b>Votes</b>
.....	8,749 *

Michael D. Rush (D)  
Whitley 8,749

## Election Report - State of Indiana

<b>Fifth District</b>	<b>Judge of Indiana Court of Appeals</b>	<b>Yes Votes</b>	<b>No Votes</b>
		1,100,144	532,798

Judge of the Indiana Court of Appeals

Shall Judge John T. Sharpnack be retained in office?

Adams(Y) 6,341 (N) 3,158	Allen(Y) 61,540 (N) 23,655	Bartholomew(Y) 13,512 (N) 5,655	Benton(Y) 2,024 (N) 957	Blackford(Y) 2,387 (N) 1,384	Boone(Y) 9,784 (N) 4,683
Brown(Y) 3,087 (N) 1,959	Carroll(Y) 4,330 (N) 2,474	Cass(Y) 6,513 (N) 4,880	Clark(Y) 17,393 (N) 7,400	Clay(Y) 4,606 (N) 3,415	Clinton(Y) 4,873 (N) 2,922
Crawford(Y) 1,546 (N) 1,029	Daviess(Y) 3,875 (N) 3,056	Dearborn(Y) 9,445 (N) 3,816	Decatur(Y) 4,626 (N) 2,701	DeKalb(Y) 6,601 (N) 2,668	Delaware(Y) 22,010 (N) 10,503
Dubois(Y) 6,026 (N) 3,997	Elkhart(Y) 27,533 (N) 10,886	Fayette(Y) 3,105 (N) 2,518	Floyd(Y) 15,432 (N) 6,041	Fountain(Y) 3,550 (N) 2,214	Franklin(Y) 4,743 (N) 2,071
Fulton(Y) 4,017 (N) 2,698	Gibson(Y) 6,412 (N) 4,460	Grant(Y) 12,086 (N) 6,685	Greene(Y) 2,890 (N) 2,475	Hamilton(Y) 53,942 (N) 16,218	Hancock(Y) 14,072 (N) 5,874
Harrison(Y) 7,752 (N) 4,244	Hendricks(Y) 19,447 (N) 10,218	Henry(Y) 10,578 (N) 5,140	Howard(Y) 15,397 (N) 10,506	Huntington(Y) 6,117 (N) 2,978	Jackson(Y) 7,375 (N) 4,325
Jasper(Y) 4,508 (N) 2,692	Jay(Y) 3,654 (N) 2,081	Jefferson(Y) 5,349 (N) 3,297	Jennings(Y) 4,458 (N) 2,889	Johnson(Y) 26,128 (N) 10,646	Knox(Y) 5,513 (N) 4,699
Kosciusko(Y) 14,248 (N) 5,778	LaGrange(Y) 4,773 (N) 2,055	Lake(Y) 77,116 (N) 45,949	La Porte(Y) 20,041 (N) 11,118	Lawrence(Y) 6,660 (N) 5,256	Madison(Y) 23,781 (N) 13,224
Marion(Y) 135,516 (N) 48,286	Marshall(Y) 8,003 (N) 5,241	Martin(Y) 1,696 (N) 1,474	Miami(Y) 5,228 (N) 3,799	Monroe(Y) 20,061 (N) 10,528	Montgomery(Y) 6,431 (N) 3,791
Morgan(Y) 10,870 (N) 7,272	Newton(Y) 2,770 (N) 1,484	Noble(Y) 7,104 (N) 3,940	Ohio(Y) 1,324 (N) 683	Orange(Y) 3,743 (N) 2,092	Owen(Y) 2,902 (N) 2,097
Parke(Y) 3,018 (N) 2,200	Perry(Y) 3,200 (N) 2,086	Pike(Y) 2,330 (N) 1,996	Porter(Y) 29,840 (N) 15,774	Posey(Y) 5,701 (N) 3,052	Pulaski(Y) 2,235 (N) 1,805
Putnam(Y) 5,796 (N) 3,531	Randolph(Y) 5,278 (N) 2,723	Ripley(Y) 5,661 (N) 2,691	Rush(Y) 3,336 (N) 1,937	St. Joseph(Y) 51,423 (N) 17,970	Scott(Y) 4,098 (N) 1,865
Shelby(Y) 7,046 (N) 4,509	Spencer(Y) 4,185 (N) 2,494	Starke(Y) 3,537 (N) 2,958	Steuben(Y) 6,708 (N) 2,764	Sullivan(Y) 2,697 (N) 3,205	Switzerland(Y) 1,613 (N) 721
Tippecanoe(Y) 30,227 (N) 10,132	Tipton(Y) 2,968 (N) 1,908	Union(Y) 1,941 (N) 649	Vanderburgh(Y) 36,209 (N) 14,450	Vermillion(Y) 2,721 (N) 2,195	Vigo(Y) 15,816 (N) 11,613
Wabash(Y) 4,350 (N) 3,036	Warren(Y) 1,851 (N) 1,071	Warrick(Y) 12,252 (N) 5,602	Washington(Y) 4,564 (N) 2,890	Wayne(Y) 14,592 (N) 5,400	Wells(Y) 6,028 (N) 2,974
White(Y) 5,323 (N) 2,952	Whitley(Y) 6,756 (N) 3,411				

## Election Report - State of Indiana

<i>Civil Division, Rm. 1</i>	<i>Lake County Superior Court</i>	<i>Yes Votes</i>	<i>No Votes</i>
		77,484	43,400

Lake County Superior Court Judge, Civil Division, Room 1

Shall Diane Kavadias-Schneider be retained in office?

Lake(Y) 77,484  
(N) 43,400

<i>Civil Division, Rm. 2</i>	<i>Lake County Superior Court</i>	<i>Yes Votes</i>	<i>No Votes</i>
		80,704	42,132

Lake County Superior Court, Civil Division, Room 2

Shall William E. Davis be retained in office?

Lake(Y) 80,704  
(N) 42,132

<i>Civil Division, Rm. 3</i>	<i>Lake County Superior Court</i>	<i>Yes Votes</i>	<i>No Votes</i>
		73,382	49,927

Lake County Superior Court, Civil Division, Room 3

Shall James Danikolas be retained in office?

Lake(Y) 73,382  
(N) 49,927

<i>Civil Division, Rm. 5</i>	<i>Lake County Superior Court</i>	<i>Yes Votes</i>	<i>No Votes</i>
		78,666	41,305

Lake County Superior Court, Civil Division, Room 5

Shall Robert E. Pete be retained in office?

Lake(Y) 78,666  
(N) 41,305

<i>Civil Division, Rm. 6</i>	<i>Lake County Superior Court</i>	<i>Yes Votes</i>	<i>No Votes</i>
		77,707	43,126

Lake County Superior Court, Civil Division, Room 6

Shall John R. Pera be retained in office?

Lake(Y) 77,707  
(N) 43,126

<i>Criminal Division, Rm. 4</i>	<i>Lake County Superior Court</i>	<i>Yes Votes</i>	<i>No Votes</i>
		84,819	39,463

Lake County Superior Court, Criminal Division, Room 4

Shall Thomas P. Stefaniak, Jr. be retained in office?

Lake(Y) 84,819  
(N) 39,463



## Election Report - State of Indiana

State	Constitutional Amendment	Yes Votes	No Votes
		1,392,517	573,495

Public Question # 1

Shall Article 10, Section 1 of the Constitution of the State of Indiana be amended to allow the General Assembly to make certain property exempt from property taxes, including (1) a homeowner's primary residence; (2) personal property used to produce income; and (3) inventory?

Adams(Y) 7,612	Allen(Y) 72,581	Bartholomew(Y) 15,389	Benton(Y) 2,193	Blackford(Y) 3,171	Boone(Y) 12,954
(N) 3,203	(N) 29,941	(N) 6,832	(N) 1,384	(N) 1,142	(N) 4,901
Brown(Y) 4,448	Carroll(Y) 5,000	Cass(Y) 9,047	Clark(Y) 23,662	Clay(Y) 6,909	Clinton(Y) 6,272
(N) 1,635	(N) 2,661	(N) 3,923	(N) 8,370	(N) 2,252	(N) 2,892
Crawford(Y) 2,442	Davies(Y) 5,533	Dearborn(Y) 12,077	Decatur(Y) 6,106	DeKalb(Y) 8,117	Delaware(Y) 28,018
(N) 784	(N) 2,227	(N) 4,551	(N) 2,289	(N) 4,387	(N) 8,999
Dubois(Y) 9,601	Elkhart(Y) 36,183	Fayette(Y) 4,569	Floyd(Y) 19,641	Fountain(Y) 4,452	Franklin(Y) 5,786
(N) 3,514	(N) 14,253	(N) 2,239	(N) 6,900	(N) 1,791	(N) 2,479
Fulton(Y) 5,279	Gibson(Y) 9,206	Grant(Y) 15,407	Greene(Y) 4,760	Hamilton(Y) 63,326	Hancock(Y) 18,058
(N) 2,332	(N) 3,318	(N) 6,183	(N) 1,820	(N) 23,034	(N) 6,153
Harrison(Y) 10,538	Hendricks(Y) 30,118	Henry(Y) 13,440	Howard(Y) 18,034	Huntington(Y) 8,391	Jackson(Y) 8,974
(N) 3,868	(N) 11,309	(N) 4,188	(N) 13,110	(N) 3,707	(N) 4,483
Jasper(Y) 6,184	Jay(Y) 4,605	Jefferson(Y) 7,043	Jennings(Y) 5,814	Johnson(Y) 32,691	Knox(Y) 8,391
(N) 2,980	(N) 2,301	(N) 3,169	(N) 2,637	(N) 11,751	(N) 3,628
Kosciusko(Y) 17,184	LaGrange(Y) 5,440	Lake(Y) 94,269	La Porte(Y) 24,048	Lawrence(Y) 9,330	Madison(Y) 30,955
(N) 6,780	(N) 2,592	(N) 44,181	(N) 10,762	(N) 4,495	(N) 11,691
Marion(Y) 169,825	Marshall(Y) 10,467	Martin(Y) 2,758	Miami(Y) 7,197	Monroe(Y) 26,495	Montgomery(Y) 9,176
(N) 65,327	(N) 4,754	(N) 1,046	(N) 4,167	(N) 13,184	(N) 3,072
Morgan(Y) 15,417	Newton(Y) 3,573	Noble(Y) 8,382	Ohio(Y) 1,645	Orange(Y) 4,581	Owen(Y) 4,212
(N) 6,129	(N) 1,500	(N) 4,523	(N) 765	(N) 1,961	(N) 1,786
Parke(Y) 4,297	Perry(Y) 4,231	Pike(Y) 3,425	Porter(Y) 38,934	Posey(Y) 7,286	Pulaski(Y) 3,244
(N) 1,608	(N) 1,965	(N) 1,439	(N) 15,410	(N) 2,626	(N) 1,538
Putnam(Y) 8,229	Randolph(Y) 6,549	Ripley(Y) 7,224	Rush(Y) 4,408	St. Joseph(Y) 61,669	Scott(Y) 5,529
(N) 2,847	(N) 2,387	(N) 2,986	(N) 1,713	(N) 22,672	(N) 1,781
Shelby(Y) 9,714	Spencer(Y) 5,761	Starke(Y) 5,258	Steuben(Y) 7,736	Sullivan(Y) 4,409	Switzerland(Y) 2,142
(N) 3,584	(N) 2,247	(N) 2,227	(N) 3,549	(N) 2,203	(N) 852
Tippecanoe(Y) 29,918	Tipton(Y) 3,520	Union(Y) 1,889	Vanderburgh(Y) 43,687	Vermillion(Y) 4,288	Vigo(Y) 23,255
(N) 17,654	(N) 2,248	(N) 1,003	(N) 15,745	(N) 1,583	(N) 10,052
Wabash(Y) 6,606	Warren(Y) 2,254	Warrick(Y) 15,569	Washington(Y) 6,773	Wayne(Y) 15,985	Wells(Y) 7,233
(N) 3,526	(N) 1,042	(N) 5,394	(N) 2,353	(N) 6,976	(N) 3,161
White(Y) 6,201	Whitley(Y) 8,318				
(N) 3,268	(N) 3,621				

2004 General Election  
Tuesday, November 2, 2004

## Election Report - State of Indiana

<i>Court #1</i>	<i>St. Joseph Superior Court</i>	<i>Yes Votes</i>	<i>No Votes</i>
St. Joseph Superior Court #1		57,280	17,829
Shall William H. Albright be retained in office?			
St. Joseph(Y)	57,280		
(N)	17,829		

<i>Court #8</i>	<i>St. Joseph Superior Court</i>	<i>Yes Votes</i>	<i>No Votes</i>
St. Joseph Superior Court #8		60,329	16,968
Shall Roland W. Chamblee, Jr. be retained in office?			
St. Joseph(Y)	60,329		
(N)	16,968		

**Election Report - State of Indiana**

**Constitutional Amendment**

**Yes Votes**  
 1,658,170

**No Votes**  
 255,584

**State**

**Public Question # 3**

Shall Article 5, Section 10 of the Constitution of the State of Indiana be amended to specify:  
 (1) which state official acts as governor when the office of governor and the office of lieutenant  
 governor are both vacant; and (2) the deadline for the General Assembly to meet when either  
 the House or the Senate cannot assemble a quorum within forty-eight (48) hours after both  
 offices become vacant?

Adams(Y)	8,959	Allen(Y)	86,766	Bartholomew(Y)	18,610	Benton(Y)	2,996	Blackford(Y)	3,388	Boone(Y)	15,549
(N)	1,642	(N)	11,231	(N)	3,207	(N)	510	(N)	767	(N)	2,074
Brown(Y)	5,138	Carroll(Y)	6,469	Cass(Y)	10,503	Clark(Y)	27,061	Clay(Y)	7,452	Clinton(Y)	7,803
(N)	802	(N)	1,074	(N)	2,001	(N)	3,891	(N)	1,418	(N)	1,193
Crawford(Y)	2,490	Daviess(Y)	6,274	Dearborn(Y)	13,903	Decatur(Y)	7,102	DeKalb(Y)	10,488	Delaware(Y)	31,146
(N)	537	(N)	1,295	(N)	2,196	(N)	1,214	(N)	1,747	(N)	5,109
Dubois(Y)	11,325	Elkhart(Y)	43,874	Fayette(Y)	5,272	Floyd(Y)	22,992	Fountain(Y)	4,967	Franklin(Y)	6,379
(N)	1,516	(N)	5,379	(N)	1,354	(N)	2,877	(N)	1,087	(N)	1,299
Fulton(Y)	6,238	Gibson(Y)	10,580	Grant(Y)	17,777	Greene(Y)	5,151	Hamilton(Y)	77,436	Hancock(Y)	21,306
(N)	1,191	(N)	1,689	(N)	3,266	(N)	1,088	(N)	7,800	(N)	2,501
Harrison(Y)	11,822	Hendricks(Y)	35,290	Henry(Y)	15,071	Howard(Y)	26,188	Huntington(Y)	10,247	Jackson(Y)	11,087
(N)	2,148	(N)	5,227	(N)	2,295	(N)	4,364	(N)	1,626	(N)	1,987
Jasper(Y)	7,597	Jay(Y)	5,672	Jefferson(Y)	8,138	Jennings(Y)	6,792	Johnson(Y)	39,379	Knox(Y)	9,438
(N)	1,328	(N)	1,097	(N)	1,748	(N)	1,478	(N)	4,459	(N)	2,169
Kosciusko(Y)	20,421	LaGrange(Y)	6,980	Lake(Y)	107,193	La Porte(Y)	28,232	Lawrence(Y)	10,308	Madison(Y)	35,446
(N)	3,071	(N)	941	(N)	22,792	(N)	5,706	(N)	2,701	(N)	6,393
Marion(Y)	204,405	Marshall(Y)	12,561	Martin(Y)	3,018	Miami(Y)	9,594	Monroe(Y)	34,096	Montgomery(Y)	10,685
(N)	25,314	(N)	2,248	(N)	614	(N)	1,710	(N)	4,539	(N)	1,352
Morgan(Y)	17,554	Newton(Y)	4,237	Noble(Y)	10,819	Ohio(Y)	1,938	Orange(Y)	5,022	Owen(Y)	4,793
(N)	3,496	(N)	705	(N)	1,796	(N)	406	(N)	1,281	(N)	998
Parke(Y)	4,758	Perry(Y)	5,004	Pike(Y)	3,702	Porter(Y)	45,754	Posey(Y)	8,404	Pulaski(Y)	3,707
(N)	1,031	(N)	988	(N)	969	(N)	7,927	(N)	1,246	(N)	852
Putnam(Y)	9,137	Randolph(Y)	7,202	Ripley(Y)	8,177	Rush(Y)	5,337	St. Joseph(Y)	72,323	Scott(Y)	6,038
(N)	1,640	(N)	1,461	(N)	1,435	(N)	913	(N)	9,495	(N)	968
Shelby(Y)	11,055	Spencer(Y)	6,878	Starke(Y)	5,848	Steuben(Y)	9,725	Sullivan(Y)	4,993	Switzerland(Y)	2,340
(N)	1,873	(N)	931	(N)	1,394	(N)	1,341	(N)	1,417	(N)	481
Tippecanoe(Y)	42,789	Tipton(Y)	4,744	Union(Y)	2,333	Vanderburgh(Y)	51,892	Vermillion(Y)	4,897	Vigo(Y)	28,630
(N)	4,424	(N)	1,032	(N)	481	(N)	6,488	(N)	827	(N)	4,133
Wabash(Y)	8,388	Warren(Y)	2,678	Warrick(Y)	17,846	Washington(Y)	7,387	Wayne(Y)	19,653	Wells(Y)	8,752
(N)	1,472	(N)	532	(N)	2,576	(N)	1,389	(N)	2,867	(N)	1,368
White(Y)	8,119	Whitley(Y)	10,263								
(N)	1,191	(N)	1,498								



2004 General Election  
 Tuesday, November 2, 2004

## General Election Turnout and Registration

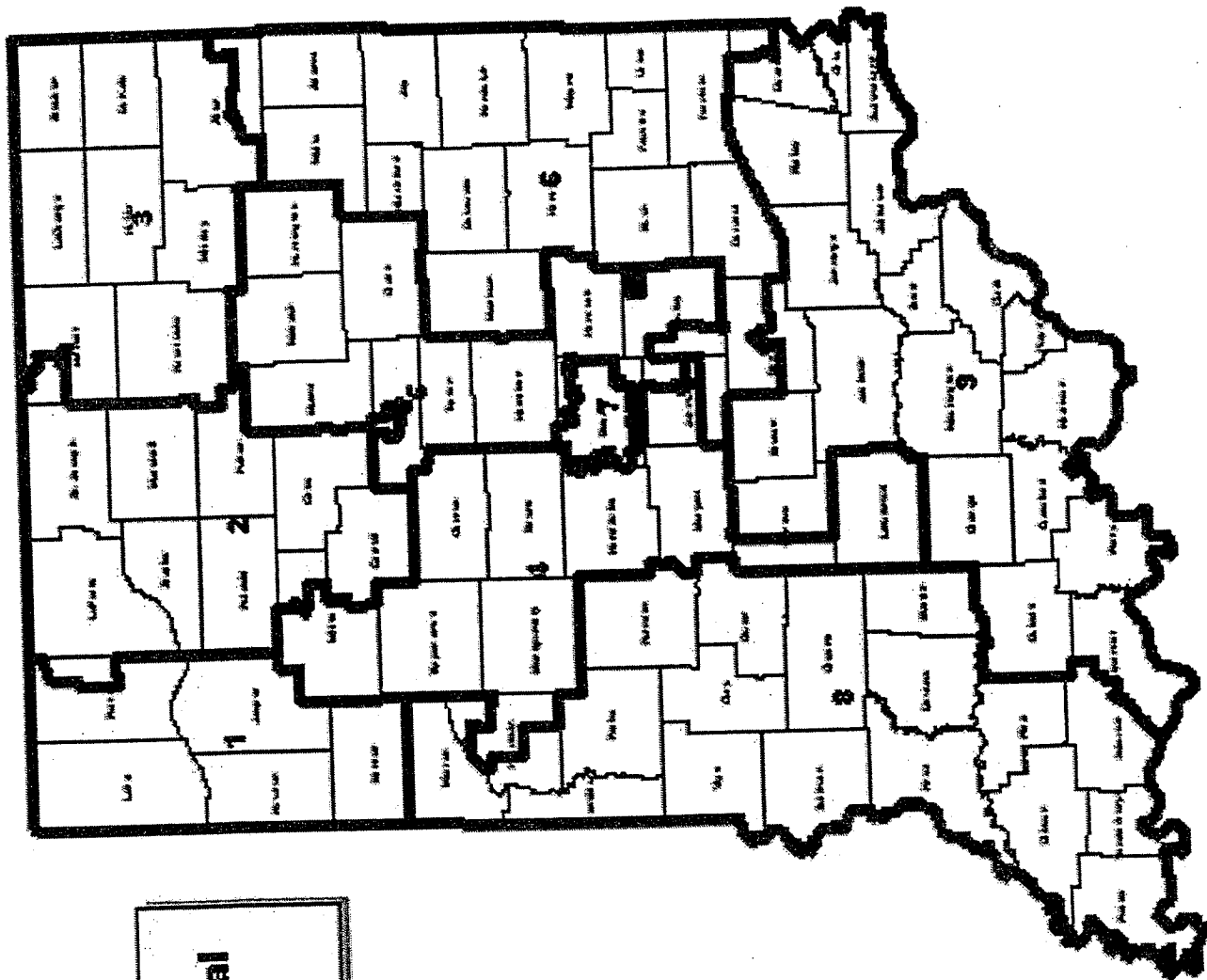
County	Registered Voters	Voters Voting	Turnout	In Person	Absentee	Absentee
Adams	19,638	13,558	69 %	12,239	1,319	10 %
Allen	226,006	131,987	58 %	116,206	15,781	12 %
Bartholomew	49,334	28,934	59 %	25,526	3,377	12 %
Benton	6,398	4,051	63 %	3,662	389	10 %
Blackford	9,734	5,504	57 %	4,681	823	15 %
Boone	36,461	23,160	64 %	20,091	3,069	13 %
Brown	13,661	7,828	57 %	6,949	879	11 %
Carroll	14,229	8,779	62 %	8,036	743	8 %
Cass	25,603	14,524	57 %	12,324	2,200	15 %
Clark	75,179	42,870	57 %	38,580	4,290	10 %
Clay	19,716	10,969	56 %	9,872	1,097	10 %
Clinton	22,486	12,098	54 %	10,789	1,309	11 %
Crawford	9,175	4,695	51 %	4,202	493	11 %
Daviess	19,082	10,832	57 %	9,383	1,449	13 %
Dearborn	36,491	21,290	58 %	19,286	2,004	9 %
Decatur	15,594	10,385	67 %	8,820	1,565	15 %
DeKalb	28,578	15,877	56 %	14,240	1,637	10 %
Delaware	86,041	48,704	57 %	43,059	5,645	12 %
Dubois	28,369	17,457	62 %	15,772	1,685	10 %
Elkhart	99,035	61,873	62 %	55,713	6,160	10 %
Fayette	17,804	9,696	54 %	8,532	1,164	12 %
Floyd	54,542	35,066	64 %	31,976	3,090	9 %
Fountain	13,359	7,917	59 %	7,209	708	9 %
Franklin	16,646	10,083	61 %	9,180	903	9 %
Fulton	14,581	8,811	60 %	7,889	922	10 %
Gibson	23,114	14,958	65 %	12,995	1,963	13 %
Grant	53,389	28,072	53 %	24,872	3,200	11 %
Greene	20,095	13,601	68 %	12,115	1,486	11 %
Hamilton	154,034	106,083	69 %	94,973	11,110	10 %
Hancock	43,632	28,091	64 %	25,694	2,397	9 %
Harrison	28,611	17,524	61 %	15,902	1,622	9 %
Hendricks	76,576	53,108	69 %	47,738	5,370	10 %
Henry	33,830	20,955	62 %	18,845	2,110	10 %
Howard	60,839	37,442	62 %	33,257	4,185	11 %
Huntington	24,691	15,979	65 %	14,454	1,525	10 %
Jackson	28,128	16,596	59 %	14,948	1,648	10 %
Jasper	17,451	12,149	70 %	11,090	1,059	9 %
Jay	14,116	8,368	59 %	6,916	1,452	17 %
Jefferson	21,847	13,286	61 %	11,128	1,970	15 %
Jennings	21,376	11,002	51 %	8,594	2,408	22 %
Johnson	86,144	51,558	60 %	46,702	4,856	9 %
Knox	26,798	16,130	60 %	13,953	2,177	13 %
Kosciusko	49,735	28,828	58 %	26,135	2,693	9 %
LaGrange	14,915	9,100	61 %	8,293	807	9 %
Lake	353,826	193,472	55 %	180,789	12,683	7 %
La Porte	79,335	43,278	55 %	39,330	3,948	9 %
Lawrence	35,819	18,451	52 %	15,333	3,118	17 %

2004 General Election  
 Tuesday, November 2, 2004

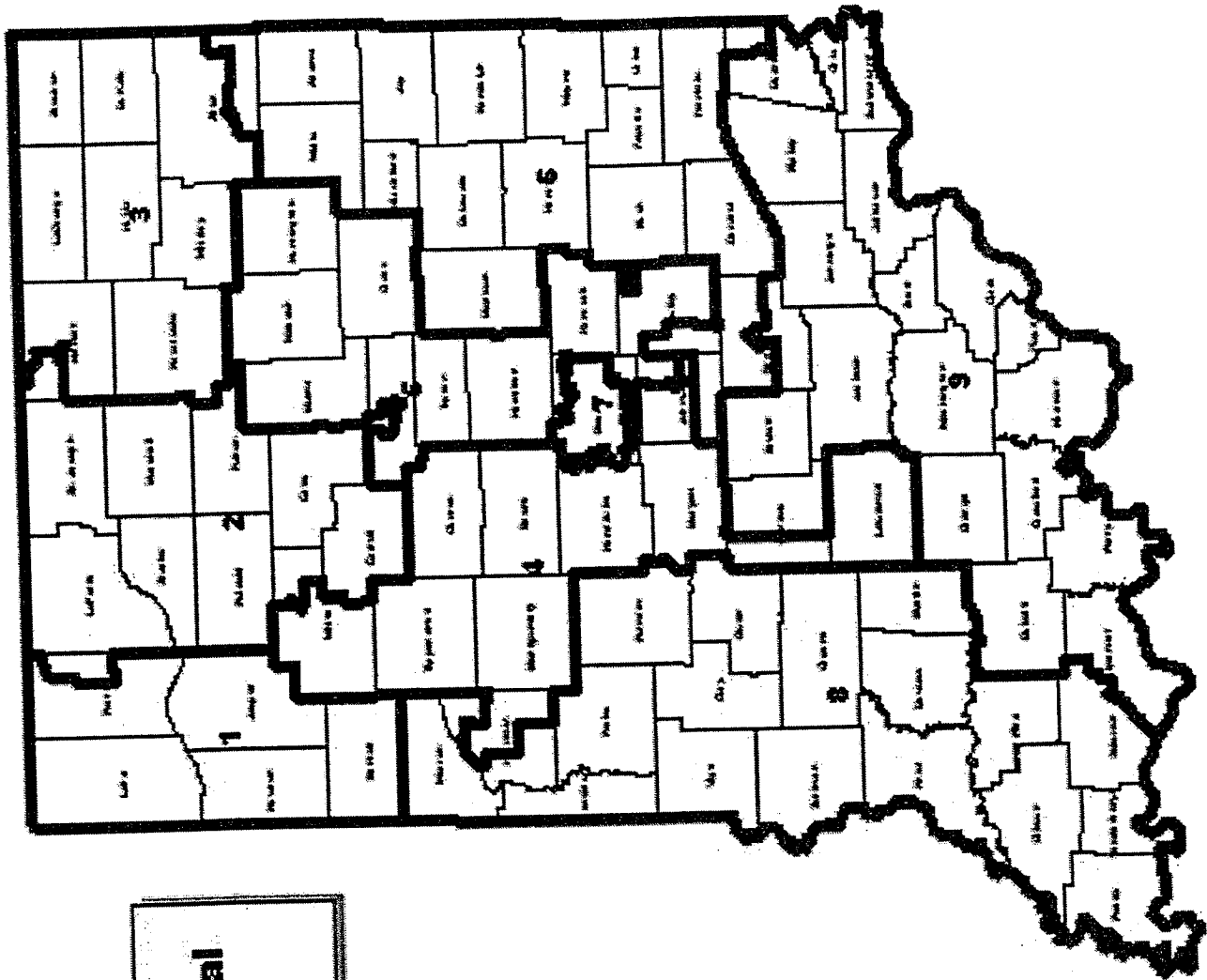
## General Election Turnout and Registration

County	Registered Voters	Voters Voting	Turnout	In Person	Absentee	Absentee
Madison	97,680	55,742	57 %	49,588	6,154	11 %
Marion	603,390	323,673	54 %	296,243	27,430	8 %
Marshall	29,478	18,156	62 %	15,782	2,374	13 %
Martin	8,148	5,186	64 %	4,132	874	17 %
Miami	24,582	13,844	56 %	12,312	1,532	11 %
Monroe	104,586	51,066	49 %	41,943	9,123	18 %
Montgomery	26,032	14,858	57 %	13,207	1,651	11 %
Morgan	45,478	26,466	58 %	23,463	3,003	11 %
Newton	10,550	5,920	56 %	5,375	545	9 %
Noble	29,021	15,934	55 %	14,629	1,305	8 %
Ohio	4,980	2,997	60 %	2,462	535	18 %
Orange	15,413	8,936	58 %	7,836	1,100	12 %
Owen	14,695	7,929	54 %	6,794	1,135	14 %
Parke	12,162	7,082	58 %	6,517	565	8 %
Perry	15,681	8,523	54 %	7,226	1,297	15 %
Pike	10,845	6,358	59 %	5,547	811	13 %
Porter	88,666	65,780	74 %	60,784	4,996	8 %
Posey	18,668	12,174	65 %	11,248	926	8 %
Pulaski	9,444	5,800	61 %	5,162	638	11 %
Putnam	23,054	13,490	59 %	12,110	1,380	10 %
Randolph	18,919	11,371	60 %	10,457	914	8 %
Ripley	19,508	11,962	61 %	10,672	1,290	11 %
Rush	12,076	7,572	63 %	6,642	930	12 %
St. Joseph	175,762	109,510	62 %	95,230	14,280	13 %
Scott	17,947	8,800	49 %	7,489	1,311	15 %
Shelby	24,892	16,353	66 %	14,468	1,885	12 %
Spencer	15,237	10,165	67 %	8,931	1,234	12 %
Starke	16,193	9,299	57 %	8,205	1,094	12 %
Steuben	22,480	13,010	58 %	11,551	1,459	11 %
Sullivan	16,003	8,716	54 %	7,610	1,106	13 %
Switzerland	6,926	3,723	54 %	3,322	401	11 %
Tippecanoe	92,980	52,875	57 %	48,279	4,596	9 %
Tipton	13,622	8,023	59 %	6,772	1,251	16 %
Union	5,626	3,397	60 %	3,085	312	9 %
Vanderburgh	126,822	72,011	57 %	64,333	7,678	11 %
Vermillion	12,934	7,122	55 %	6,504	618	9 %
Vigo	78,449	40,344	51 %	35,851	4,493	11 %
Wabash	24,873	13,801	55 %	12,679	1,122	8 %
Warren	6,517	4,035	62 %	3,661	374	9 %
Warrick	43,329	26,387	61 %	23,906	2,481	9 %
Washington	17,923	11,145	62 %	10,084	1,061	10 %
Wayne	51,369	28,273	55 %	25,217	3,056	11 %
Wells	20,345	12,528	62 %	11,157	1,371	11 %
White	17,299	10,510	61 %	9,518	992	9 %
Whitley	19,975	13,661	68 %	12,282	1,379	10 %
	<b>4,296,602</b>	<b>2,509,486</b>	<b>58 %</b>	<b>2,248,537</b>	<b>260,550</b>	<b>10 %</b>

# Indiana Congressional Districts

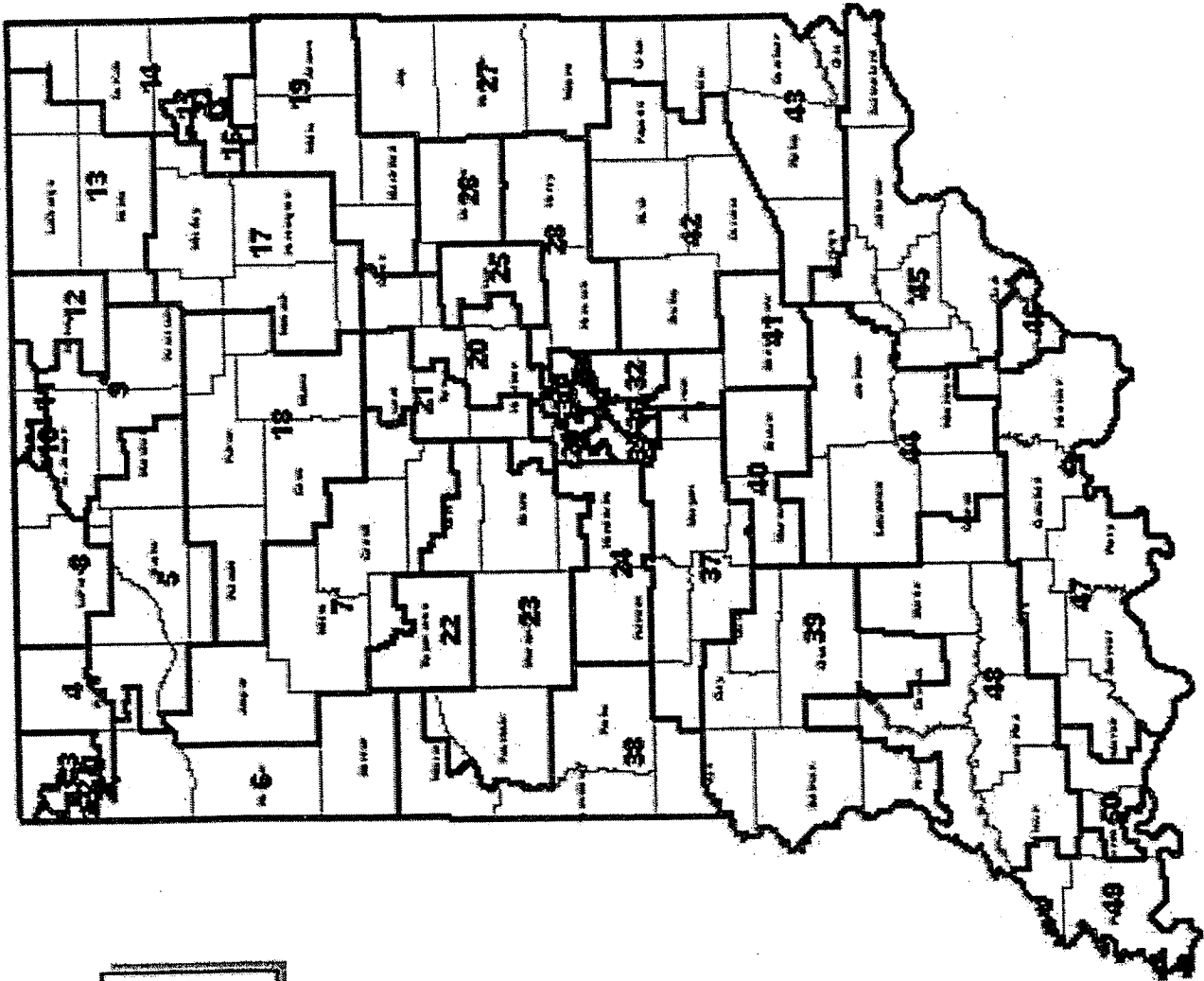


# Indiana Congressional Districts





**Indiana State  
Senate Districts**



**Indiana State  
House Districts**

