



Republic of Liberia
NATIONAL ELECTIONS COMMISSION



**National Tally Center Final Results Report for
the Presidential and Representative Elections**

on 10 October 2017

as of 19 Oct 2017 2:00 pm



Republic of Liberia NATIONAL ELECTIONS COMMISSION

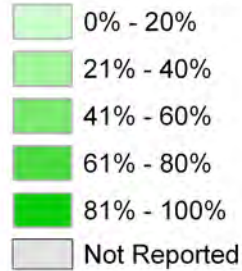


Tally Reporting Progress, National and by County

10 October 2017 Presidential and Representative Elections Final Results as of 19 Oct 2017 2:00 pm

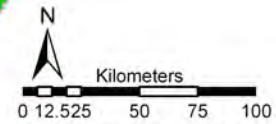
5,390 of 5,390 (100.0%) Polling Places Reported

Processed Percent



National: 5,390 (100.00%) for reported polling places

County	Polling Places	%
Bomi	158	100.0%
Bong	502	100.0%
Grand Bassa	388	100.0%
Grand Cape Mount	171	100.0%
Grand Gedeh	167	100.0%
Grand Kru	99	100.0%
Lofa	417	100.0%
Margibi	382	100.0%
Maryland	156	100.0%
Montserrado	1,790	100.0%
Nimba	699	100.0%
Rivercess	97	100.0%
Sinoe	136	100.0%
River Gee	95	100.0%
Gbarpolu	133	100.0%
National	5,390	100.0%



Note: Depicted boundaries are for directional purposes only and do not indicate endorsement of Government of Liberia.



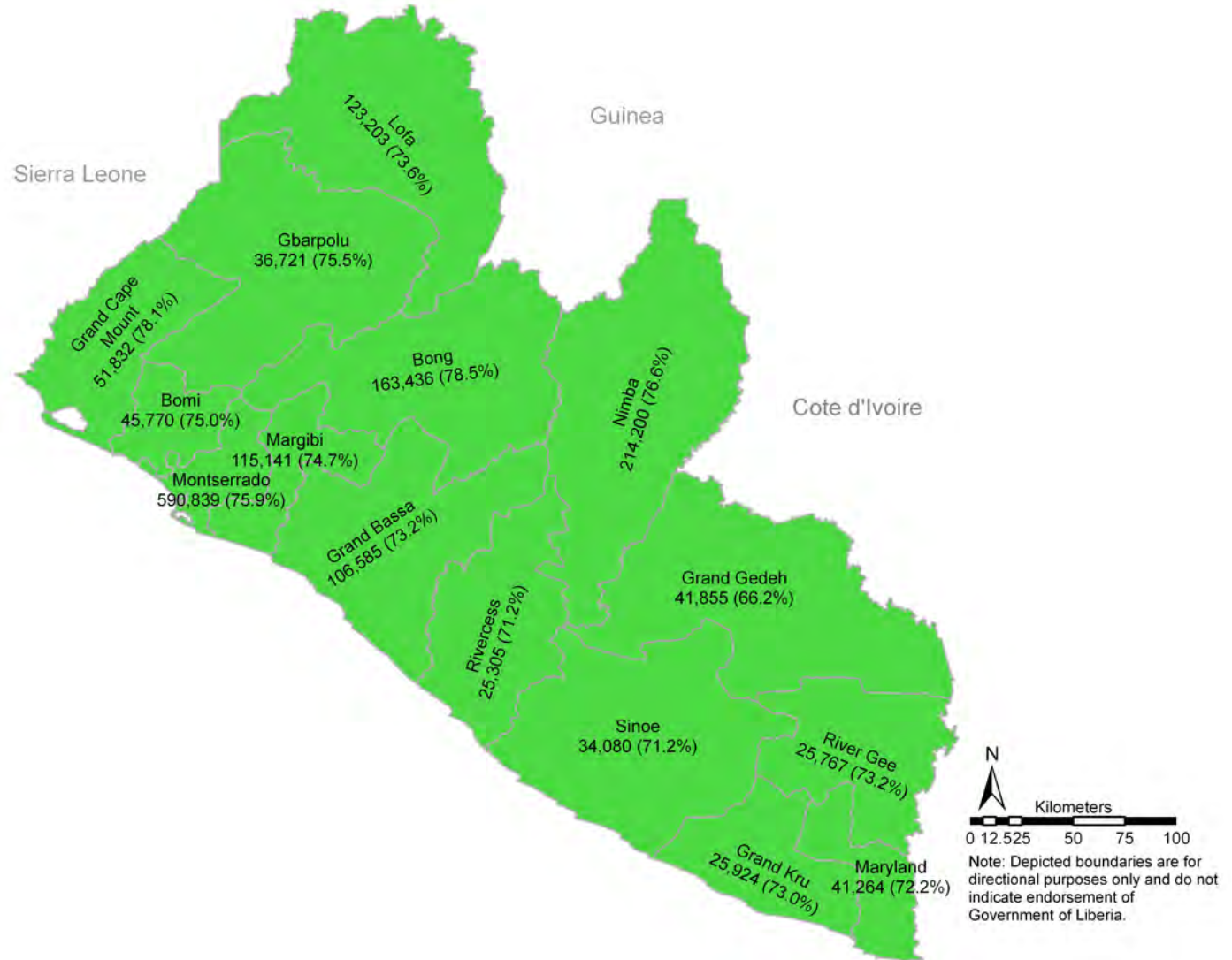
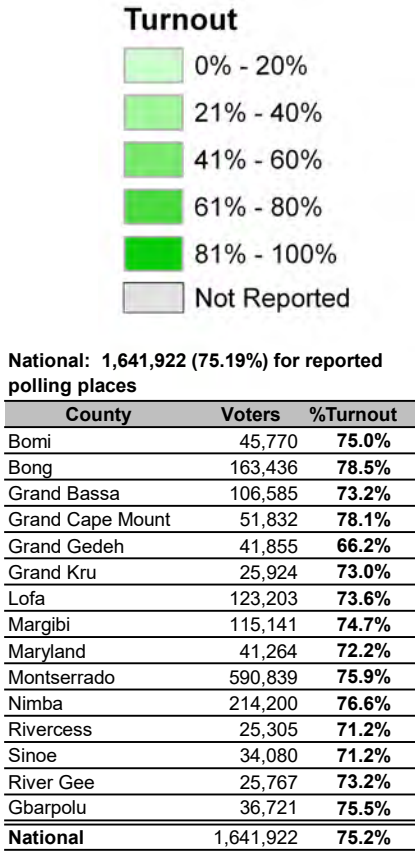
Republic of Liberia NATIONAL ELECTIONS COMMISSION



Progressive National and by County Voter's Turnout

10 October 2017 Presidential and Representative Elections Final Results as of 19 Oct 2017 2:00 pm

5,390 of 5,390 (100.0%) Polling Places Reported



Based on most recent reports sent from Magisterial Tally Centers;
All results have been certified as final by the National Elections Commission.



Republic of Liberia
NATIONAL ELECTIONS COMMISSION



Presidential and Vice-Presidential Elections (Vote Order)

10 October 2017 Presidential and Representative Elections Final Results as of 19 Oct 2017 2:00 pm

5,390 of 5,390 (100.0%) Polling Places Reported

Presidential Candidate	Vice-Presidential Candidate	Political Party	Votes	%
WEAH, George Manneh (CDC)	HOWARD-TAYLOR, Jewel C. (CDC)	Coalition for Democratic Change (CDC)-CDC, NPP &	596,037	38.4%
BOAKAI, Joseph Nyuma (UP)	NUQUAY, Emmanuel James (UP)	Unity Party (UP)	446,716	28.8%
BRUMSKINE, Charles Walker (LP)	KARNWEA, SR., Harrison S. (LP)	Liberty Party (LP)	149,495	9.6%
JOHNSON, Prince Y. (MDR)	SMITH-FORBES, Audrian R. (MDR)	Movement for Democracy and Reconstruction (MDR)	127,666	8.2%
CUMMINGS, Alexander B. (ANC)	SULUNTEH, Jeremiah Congbeh (ANC)	Alternative National Congress (ANC)	112,067	7.2%
UREY, Benoni Wilfred (ALP)	DUOPU, Alexander Nyonkon (ALP)	All Liberian Party (ALP)	24,246	1.6%
JONES, Joseph Mills (MOVEE)	REEVES, JR, Samuel B. (MOVEE)	Movement for Economic Empowerment (MOVEE)	12,854	0.8%
COOPER, Macdella M. (LRP)	SLOCUM, William R. (LRP)	Liberia Restoration Party (LRP)	11,645	0.7%
FAHNBULLEH, JR, Henry Boima (LPP)	DAHNS, Marcus S. G. (LPP)	Liberian's People's Party (LPP)	11,560	0.7%
COOPER, Oscar (IND)	FREEMAN, Wonderr Koryenen (IND)	Independent (IND)	10,381	0.7%
WENTO, Macdonald A. (UPP)	BLEAH, John N. (UPP)	United People's Party (UPP)	8,968	0.6%
FREEMAN, Simeon C. M. (MPC)	KNOWLTON, William T. (MPC)	Movement for Progressive Change (MPC)	6,682	0.4%
WILES, Isaac Gbombadee (DJP)	YARKPAH, Richmond D. K. (DJP)	Democratic Justice Party (DJP)	6,379	0.4%
KPADEH, Aloysius William (IND)	PARTOR, John S. (IND)	Independent (IND)	5,922	0.4%
SANDY, Kennedy Gbleyah (LTP)	TWEH, Victoria Morris (LTP)	Liberia Transformation Party (LTP)	5,343	0.3%
DWEH, SR., George Sluwer (RDC)	TUAZAMA, Annie Y. (RDC)	Redemption Democratic Congress (RDC)	4,935	0.3%
TUIDER, William Wiah (NLP)	DIXON, Dave L. (NLP)	New Liberia Party (NLP)	4,920	0.3%
WHAPOE, Jeremiah Z. (VOLT)	FLOWERS, Isaac D. G. (VOLT)	Vision for Liberia Transformation (VOLT)	3,946	0.3%
MATOR, Yarkpajuwur N. (IND)	KOLLIE, Ruth L (IND)	Independent (IND)	1,940	0.1%
MCINTOSH, Wendell J. E. (CDA)	NDEBE, Manjerngie Cecelia (CDA)	Change Democratic Action (CDA)	1,646	0.1%
			<i>Total Valid Votes</i>	1,553,348 100.0%
			<i>Invalid Votes *</i>	88,574
			<i>Total Votes</i>	1,641,922

* Invalid votes account for 5.4% of total votes.



Republic of Liberia
NATIONAL ELECTIONS COMMISSION



Presidential and Vice-Presidential Elections (Ballot Order)

10 October 2017 Presidential and Representative Elections Final Results as of 19 Oct 2017 2:00 pm

5,390 of 5,390 (100.0%) Polling Places Reported

Presidential Candidate	Vice-Presidential Candidate	Political Party	Votes	%	
BOAKAI, Joseph Nyuma (UP)	NUQUAY, Emmanuel James (UP)	Unity Party (UP)	446,716	28.8%	
BRUMSKINE, Charles Walker (LP)	KARNWEA, SR., Harrison S. (LP)	Liberty Party (LP)	149,495	9.6%	
COOPER, Macdella M. (LRP)	SLOCUM, William R. (LRP)	Liberia Restoration Party (LRP)	11,645	0.7%	
COOPER, Oscar (IND)	FREEMAN, Wonderr Koryenen (IND)	Independent (IND)	10,381	0.7%	
CUMMINGS, Alexander B. (ANC)	SULUNTEH, Jeremiah Congbeh (ANC)	Alternative National Congress (ANC)	112,067	7.2%	
DWEH, SR., George Sluwer (RDC)	TUAZAMA, Annie Y. (RDC)	Redemption Democratic Congress (RDC)	4,935	0.3%	
FAHNBULLEH, JR, Henry Boima (LPP)	DAHAN, Marcus S. G. (LPP)	Liberian's People's Party (LPP)	11,560	0.7%	
FREEMAN, Simeon C. M. (MPC)	KNOWLLEN, William T. (MPC)	Movement for Progressive Change (MPC)	6,682	0.4%	
JOHNSON, Prince Y. (MDR)	SMITH-FORBES, Audrian R. (MDR)	Movement for Democracy and Reconstruction (MDR)	127,666	8.2%	
JONES, Joseph Mills (MOVEE)	REEVES, JR, Samuel B. (MOVEE)	Movement for Economic Empowerment (MOVEE)	12,854	0.8%	
KPADEH, Aloysius William (IND)	PARTOR, John S. (IND)	Independent (IND)	5,922	0.4%	
MATOR, Yarkpajuwur N. (IND)	KOLLIE, Ruth L (IND)	Independent (IND)	1,940	0.1%	
MCINTOSH, Wendell J. E. (CDA)	NDEBE, Manjerngie Cecelia (CDA)	Change Democratic Action (CDA)	1,646	0.1%	
SANDY, Kennedy Gbleyah (LTP)	TWEH, Victoria Morris (LTP)	Liberia Transformation Party (LTP)	5,343	0.3%	
TUIDER, William Wiah (NLP)	DIXON, Dave L. (NLP)	New Liberia Party (NLP)	4,920	0.3%	
UREY, Benoni Wilfred (ALP)	DUOPU, Alexander Nyonkon (ALP)	All Liberian Party (ALP)	24,246	1.6%	
WEAH, George Manneh (CDC)	HOWARD-TAYLOR, Jewel C. (CDC)	Coalition for Democratic Change (CDC)-CDC, NPP &	596,037	38.4%	
WENTO, Macdonald A. (UPP)	BLEAH, John N. (UPP)	United People's Party (UPP)	8,968	0.6%	
WHAPOE, Jeremiah Z. (VOLT)	FLOWERS, Isaac D. G. (VOLT)	Vision for Liberia Transformation (VOLT)	3,946	0.3%	
WILES, Isaac Gbombadee (DJP)	YARKPAH, Richmond D. K. (DJP)	Democratic Justice Party (DJP)	6,379	0.4%	
			<i>Total Valid Votes</i>	1,553,348	100.0%
			<i>Invalid Votes *</i>	88,574	
			<i>Total Votes</i>	1,641,922	

* Invalid votes account for 5.4% of total votes.



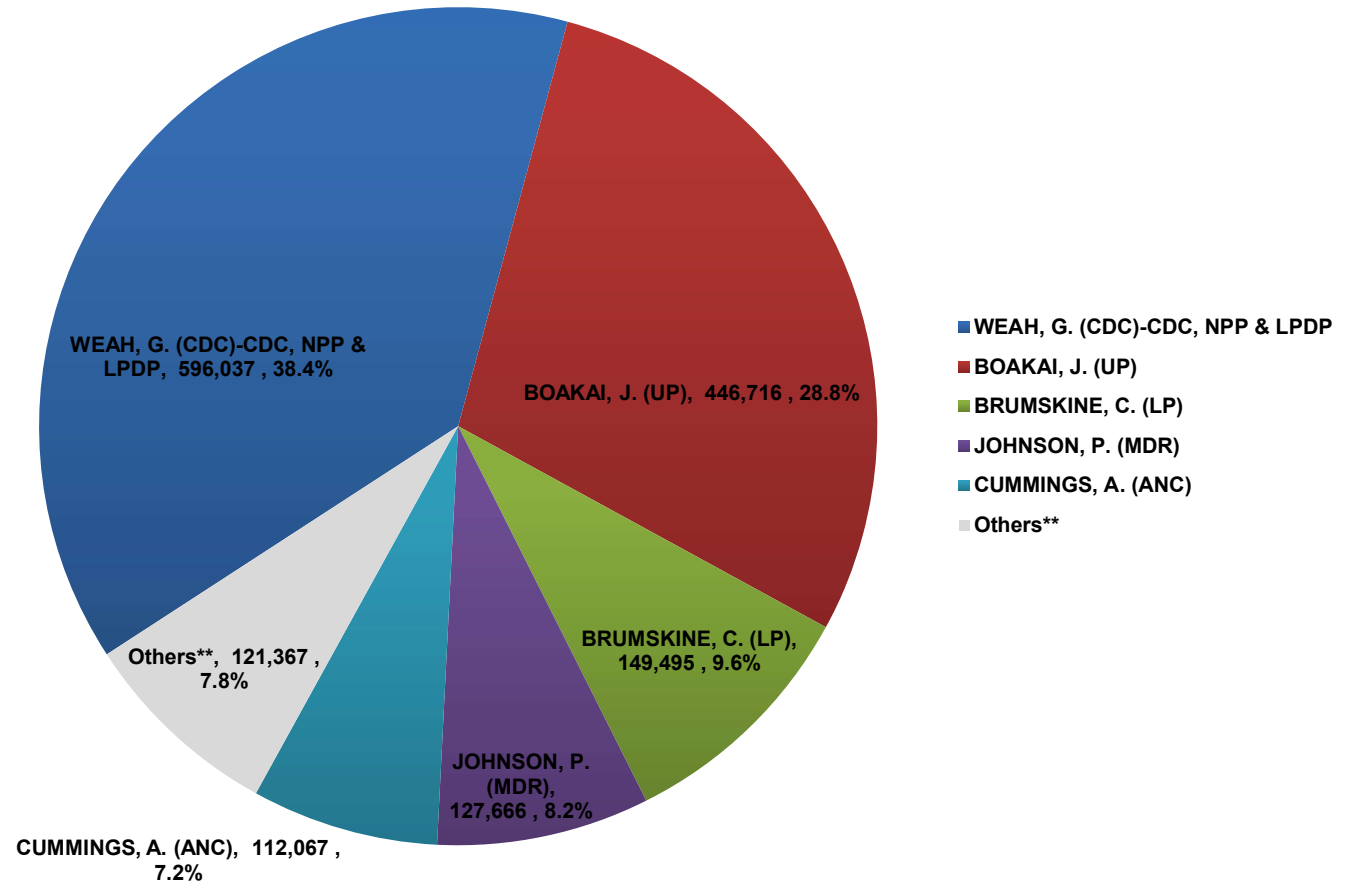
Republic of Liberia
NATIONAL ELECTIONS COMMISSION



Presidential and Vice-Presidential Elections (Leading Five)

10 October 2017 Presidential and Representative Elections Final Results as of 19 Oct 2017 2:00 pm

5,390 of 5,390 (100.0%) Polling Places Reported



** Others includes all candidates with less than 7.21% of the total valid votes.

Based on most recent reports sent from Magisterial Tally Centers;
All results have been certified as final by the National Elections Commission.



Republic of Liberia
NATIONAL ELECTIONS COMMISSION



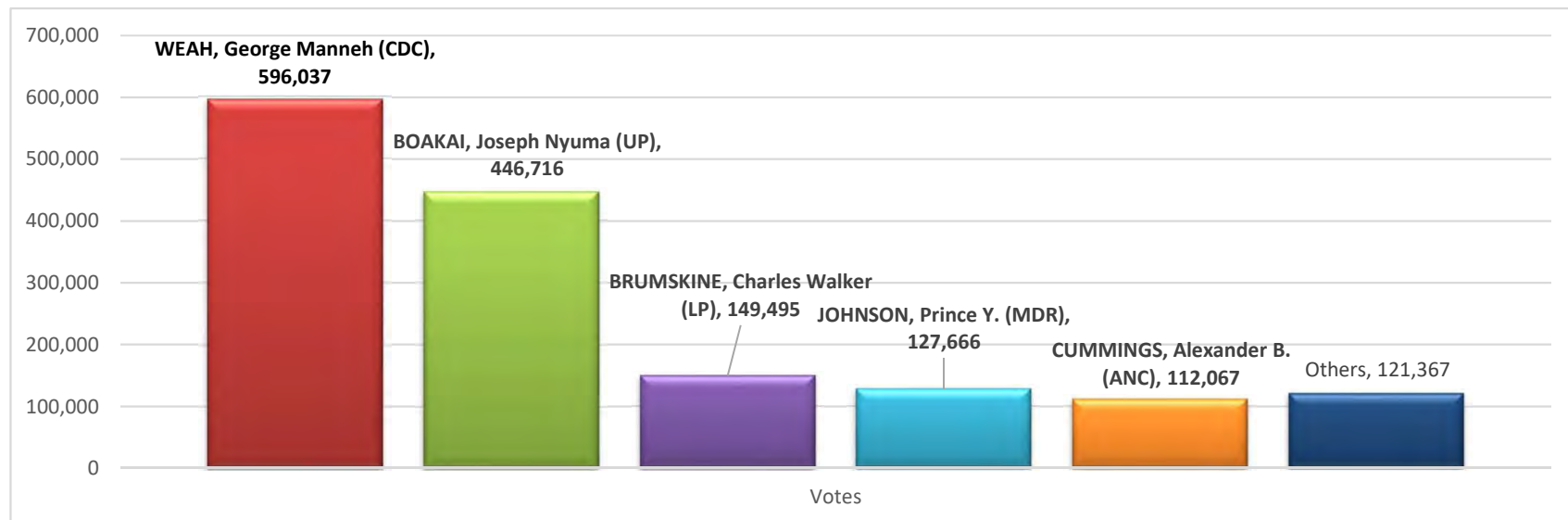
Presidential and Vice-Presidential Elections (Leading Five)

10 October 2017 Presidential and Representative Elections Final Results as of 19 Oct 2017 2:00 pm

5,390 of 5,390 (100.0%) Polling Places Reported

Presidential Candidate	Vice-Presidential Candidate	Political Party	Votes	%
WEAH, George Manneh (CDC)	HOWARD-TAYLOR, Jewel C. (CDC)	Coalition for Democratic Change (CDC)-CDC, NPP &	596,037	38.4%
BOAKAI, Joseph Nyuma (UP)	NUQUAY, Emmanuel James (UP)	Unity Party (UP)	446,716	28.8%
BRUMSKINE, Charles Walker (LP)	KARNWEA, SR., Harrison S. (LP)	Liberty Party (LP)	149,495	9.6%
JOHNSON, Prince Y. (MDR)	SMITH-FORBES, Audrian R. (MDR)	Movement for Democracy and Reconstruction (MDR)	127,666	8.2%
CUMMINGS, Alexander B. (ANC)	SULUNTEH, Jeremiah Congbeh (ANC)	Alternative National Congress (ANC)	112,067	7.2%
Others			121,367	7.8%
			<i>Total Valid Votes</i>	1,553,348 100.0%
			<i>Invalid Votes *</i>	88,574
			<i>Total Votes</i>	1,641,922

* Invalid votes account for 5.4% of total votes.





Republic of Liberia NATIONAL ELECTIONS COMMISSION



Presidential and Vice-Presidential Elections (By County)

10 October 2017 Presidential and Representative Elections Final Results as of 19 Oct 2017 2:00 pm

5,390 of 5,390 (100.0%) Polling Places Reported

Presidential Candidate	Bomi	Bong	Gbarpolu	Grand Bassa	Grand Cape Mount	Grand Gedeh	Grand Kru	Lofa	Margibi	Maryland	Montserrado	Nimba	River Gee	Rivercess	Sinoe	Total	%
<i>Polling Places Reported</i>	100.0%	100.0%	100.0%	100.0%	100.0%	100.0%	100.0%	100.0%	100.0%	100.0%	100.0%	100.0%	100.0%	100.0%	100.0%	100.0%	100.0%
BOAKAI, Joseph Nyuma	15,754	51,536	14,340	9,185	17,430	3,827	3,225	91,324	29,149	4,791	155,651	39,964	3,892	2,493	4,155	446,716	28.8%
BRUMSKINE, Charles Walker	2,394	7,893	1,472	49,889	2,651	1,481	1,175	6,109	14,837	2,195	40,471	8,949	1,099	8,322	558	149,495	9.6%
COOPER, Macdella M.	304	2,209	359	1,863	492	198	258	975	942	373	1,519	1,331	285	271	266	11,645	0.7%
COOPER, Oscar	233	1,807	328	650	415	149	182	921	1,203	372	1,462	2,096	264	108	191	10,381	0.7%
CUMMINGS, Alexander B.	3,259	8,359	1,450	2,606	2,583	758	907	2,412	7,361	8,246	58,989	12,548	1,263	642	684	112,067	7.2%
DWEH, SR., George Sluwer	153	763	189	302	247	241	99	451	263	212	725	1,048	93	59	90	4,935	0.3%
FAHNBULLEH, JR, Henry Boima	367	1,996	270	1,203	691	324	329	656	825	596	2,094	1,223	381	248	357	11,560	0.7%
FREEMAN, Simeon C. M.	215	864	189	515	518	128	126	518	302	231	1,410	1,332	124	108	102	6,682	0.4%
JOHNSON, Prince Y.	222	2,293	1,152	1,097	569	1,054	735	713	1,494	247	9,257	107,430	634	294	475	127,666	8.2%
JONES, Joseph Mills	315	1,360	282	666	705	214	325	651	756	342	4,293	1,782	166	162	835	12,854	0.8%
KPADEH, Aloysius William	211	744	99	648	276	95	96	368	300	188	1,755	872	89	84	97	5,922	0.4%
MATOR, Yarkpajuwur N.	75	381	63	166	133	36	39	223	104	66	335	225	45	22	27	1,940	0.1%
MCINTOSH, Wendell J. E.	55	265	59	141	127	27	51	173	115	67	291	170	38	35	32	1,646	0.1%
SANDY, Kennedy Gbleyah	183	1,090	139	380	241	174	184	502	374	194	1,079	367	140	108	188	5,343	0.3%
TUIDER, William Wiah	187	1,076	101	397	308	138	106	235	315	193	897	573	118	112	164	4,920	0.3%
UREY, Benoni Wilfred	871	4,119	420	1,186	1,084	543	337	499	1,426	742	9,217	2,514	480	413	395	24,246	1.6%
WEAH, George Manneh	17,875	61,520	13,022	26,979	19,046	29,723	14,965	8,194	47,212	18,232	276,558	16,002	14,515	9,234	22,960	596,037	38.4%
WENTO, Macdonald A.	359	1,454	202	620	478	348	241	357	600	325	2,090	1,142	293	173	286	8,968	0.6%
WHAPOE, Jeremiah Z.	187	637	132	442	228	70	58	298	287	209	554	516	104	164	60	3,946	0.3%
WILES, Isaac Gbombadee	301	1,170	279	442	224	108	116	786	376	357	840	707	236	256	181	6,379	0.4%
Total Valid Votes	43,520	151,536	34,547	99,377	48,446	39,636	23,554	116,365	108,241	38,178	569,487	200,791	24,259	23,308	32,103	1,553,348	100.0%
Invalid Votes	2,250	11,900	2,174	7,208	3,386	2,219	2,370	6,838	6,900	3,086	21,352	13,409	1,508	1,997	1,977	88,574	
Total Votes	45,770	163,436	36,721	106,585	51,832	41,855	25,924	123,203	115,141	41,264	590,839	214,200	25,767	25,305	34,080	1,641,922	
<i>Invalid votes as % of total votes</i>	4.9%	7.3%	5.9%	6.8%	6.5%	5.3%	9.1%	5.6%	6.0%	7.5%	3.6%	6.3%	5.9%	7.9%	5.8%	5.4%	

= Leading Candidate



Republic of Liberia NATIONAL ELECTIONS COMMISSION



Presidential and Vice-Presidential Elections (Percentage By County)

10 October 2017 Presidential and Representative Elections Final Results as of 19 Oct 2017 2:00 pm

5,390 of 5,390 (100.0%) Polling Places Reported

Presidential Candidate	Bomi	Bong	Gbarpolu	Grand Bassa	Grand Cape Mount	Grand Gedeh	Grand Kru	Lofa	Margibi	Maryland	Montserrado	Nimba	River Gee	Rivercess	Sinoe
<i>Polling Places Reported</i>	100.0%	100.0%	100.0%	100.0%	100.0%	100.0%	100.0%	100.0%	100.0%	100.0%	100.0%	100.0%	100.0%	100.0%	100.0%
BOAKAI, Joseph Nyuma	36.2%	34.0%	41.5%	9.2%	36.0%	9.7%	13.7%	78.5%	26.9%	12.5%	27.3%	19.9%	16.0%	10.7%	12.9%
BRUMSKINE, Charles Walker	5.5%	5.2%	4.3%	50.2%	5.5%	3.7%	5.0%	5.2%	13.7%	5.7%	7.1%	4.5%	4.5%	35.7%	1.7%
COOPER, Macdella M.	0.7%	1.5%	1.0%	1.9%	1.0%	0.5%	1.1%	0.8%	0.9%	1.0%	0.3%	0.7%	1.2%	1.2%	0.8%
COOPER, Oscar	0.5%	1.2%	0.9%	0.7%	0.9%	0.4%	0.8%	0.8%	1.1%	1.0%	0.3%	1.0%	1.1%	0.5%	0.6%
CUMMINGS, Alexander B.	7.5%	5.5%	4.2%	2.6%	5.3%	1.9%	3.9%	2.1%	6.8%	21.6%	10.4%	6.2%	5.2%	2.8%	2.1%
DWEH, SR., George Sluwer	0.4%	0.5%	0.5%	0.3%	0.5%	0.6%	0.4%	0.4%	0.2%	0.6%	0.1%	0.5%	0.4%	0.3%	0.3%
FAHNBULLEH, JR, Henry Boima	0.8%	1.3%	0.8%	1.2%	1.4%	0.8%	1.4%	0.6%	0.8%	1.6%	0.4%	0.6%	1.6%	1.1%	1.1%
FREEMAN, Simeon C. M.	0.5%	0.6%	0.5%	0.5%	1.1%	0.3%	0.5%	0.4%	0.3%	0.6%	0.2%	0.7%	0.5%	0.5%	0.3%
JOHNSON, Prince Y.	0.5%	1.5%	3.3%	1.1%	1.2%	2.7%	3.1%	0.6%	1.4%	0.6%	1.6%	53.5%	2.6%	1.3%	1.5%
JONES, Joseph Mills	0.7%	0.9%	0.8%	0.7%	1.5%	0.5%	1.4%	0.6%	0.7%	0.9%	0.8%	0.9%	0.7%	0.7%	2.6%
KPADEH, Aloysius William	0.5%	0.5%	0.3%	0.7%	0.6%	0.2%	0.4%	0.3%	0.3%	0.5%	0.3%	0.4%	0.4%	0.4%	0.3%
MATOR, Yarkpajuwur N.	0.2%	0.3%	0.2%	0.2%	0.3%	0.1%	0.2%	0.2%	0.1%	0.2%	0.1%	0.1%	0.2%	0.1%	0.1%
MCINTOSH, Wendell J. E.	0.1%	0.2%	0.2%	0.1%	0.3%	0.1%	0.2%	0.1%	0.1%	0.2%	0.1%	0.1%	0.2%	0.2%	0.1%
SANDY, Kennedy Gbleyah	0.4%	0.7%	0.4%	0.4%	0.5%	0.4%	0.8%	0.4%	0.3%	0.5%	0.2%	0.2%	0.6%	0.5%	0.6%
TUIDER, William Wiah	0.4%	0.7%	0.3%	0.4%	0.6%	0.3%	0.5%	0.2%	0.3%	0.5%	0.2%	0.3%	0.5%	0.5%	0.5%
UREY, Benoni Wilfred	2.0%	2.7%	1.2%	1.2%	2.2%	1.4%	1.4%	0.4%	1.3%	1.9%	1.6%	1.3%	2.0%	1.8%	1.2%
WEAH, George Manneh	41.1%	40.6%	37.7%	27.1%	39.3%	75.0%	63.5%	7.0%	43.6%	47.8%	48.6%	8.0%	59.8%	39.6%	71.5%
WENTO, Macdonald A.	0.8%	1.0%	0.6%	0.6%	1.0%	0.9%	1.0%	0.3%	0.6%	0.9%	0.4%	0.6%	1.2%	0.7%	0.9%
WHAPOE, Jeremiah Z.	0.4%	0.4%	0.4%	0.4%	0.5%	0.2%	0.2%	0.3%	0.3%	0.5%	0.1%	0.3%	0.4%	0.7%	0.2%
WILES, Isaac Gbombadee	0.7%	0.8%	0.8%	0.4%	0.5%	0.3%	0.5%	0.7%	0.3%	0.9%	0.1%	0.4%	1.0%	1.1%	0.6%
Total	100.0%	100.0%	100.0%	100.0%	100.0%	100.0%	100.0%	100.0%	100.0%	100.0%	100.0%	100.0%	100.0%	100.0%	100.0%

= Leading Candidate



Republic of Liberia NATIONAL ELECTIONS COMMISSION



House of Representative Elections (Winner for each Electoral District) 10 October 2017 Presidential and Representative Elections Final Results as of 19 Oct 2017 2:00 pm

County	ED*	Polling Places Reported	Candidate	Votes	%
Bomi	1	56 of 56 (100%)	SNOWE, JR., Edwin Melvin (UP)	10,711	67.4%
	2	46 of 46 (100%)	JOHNSON, JR., Manah Bishop (CDC)	2,561	20.8%
	3	56 of 56 (100%)	SIRYON, Haja Fata (PUP)	4,567	30.0%
Bong	1	77 of 77 (100%)	HILLS, JR., Albert B. (ALP)	7,523	31.9%
	2	65 of 65 (100%)	MOYE, Prince Kermue (UP)	11,502	61.9%
	3	76 of 76 (100%)	COLE, Josiah Marvin (CDC)	5,899	23.2%
	4	70 of 70 (100%)	WOMBA, Robert Flomo (UP)	4,232	19.6%
	5	73 of 73 (100%)	KARFIAH, Edward Wormeh (PUP)	6,506	29.1%
	6	66 of 66 (100%)	MENSAH, Moima Briggs (IND)	6,210	32.5%
	7	75 of 75 (100%)	KOLLEH, Joseph Papa (ALP)	3,791	17.5%
Gbarpolu	1	38 of 38 (100%)	KOIWOOD, Alfred Gayflor (CDC)	4,073	39.0%
	2	49 of 49 (100%)	WESSO, A. Kanie (CDC)	3,114	24.6%
	3	46 of 46 (100%)	MATTHEW, JR., Joseph M. (IND)	3,808	33.4%
Grand Bassa	1	80 of 80 (100%)	BARHUE, Hans M. (IND)	8,922	47.8%
	2	78 of 78 (100%)	KARWOR, Mary M. (UP)	5,962	33.0%
	3	77 of 77 (100%)	JOE, Matthew (CDC)	13,318	54.6%
	4	78 of 78 (100%)	WILLIE II, Vicent S. T. (IND)	5,896	29.8%
	5	75 of 75 (100%)	GOSHUA, II, Thomas A. (UP)	5,193	29.2%

*ED = Electoral District

County	ED*	Polling Places Reported	Candidate	Votes	%
Grand Cape Mount	1***				
	2	58 of 58 (100%)	SONII, Mambu M. (LP)	5,585	33.2%
	3	61 of 61 (100%)	KAMARA, Emerson Vayombo (CDC)	3,394	19.2%
	1	53 of 53 (100%)	PENNUE, Zoe Emmanuel (IND)	8,499	55.7%
	2	59 of 59 (100%)	BOLEY, George Saigbe (UPP)	2,093	18.3%
	3	55 of 55 (100%)	GRANT, Alex Chersia (CDC)	2,711	21.1%
Grand Kru	1	46 of 46 (100%)	BAHWAY, SR., Nathaniel N. (LINU)	1,529	14.2%
	2	53 of 53 (100%)	KOFFA, Jonathan Fonati (LP)	4,189	32.2%
Lofa	1	64 of 64 (100%)	NYUMALIN, SR., Francis Sakila (UP)	9,831	50.5%
	2	88 of 88 (100%)	WIAH, Julie Fatorma (IND)	10,168	47.2%
	3	75 of 75 (100%)	MASSAQUOI, Clarence Kortu (UP)	6,721	32.1%
	4	104 of 104 (100%)	FOFANA, Mariamu Beyan (UP)	8,438	29.2%
	5	86 of 86 (100%)	HOWARD, Beyan Duyan (IND)	6,602	25.8%
Margibi	1	92 of 92 (100%)	TARPONWEH, Tibelrosa S. (CDC)	6,279	23.9%
	2	80 of 80 (100%)	JONES, Ivar Kokulo (IND)	12,568	52.6%
	3	70 of 70 (100%)	ATTOH, Ellen Amarkai (LPP)	6,335	34.5%
	4	74 of 74 (100%)	FOFANA, Ben A. (UP)	7,977	38.8%
	5	66 of 66 (100%)	GAHR, Clarence G. (CDC)	6,001	33.7%

*** Grand Cape Mount Electoral District 1 Excluded From These Results



Republic of Liberia NATIONAL ELECTIONS COMMISSION



House of Representative Elections (Winner for each Electoral District) 10 October 2017 Presidential and Representative Elections Final Results as of 19 Oct 2017 2:00 pm

County	ED*	Polling Places Reported	Candidate	Votes	%
Maryland	1	49 of 49 (100%)	JURRY, P. Mike (UP)	4,763	37.4%
	2	51 of 51 (100%)	CHAMBERS, Bhofal (CDC)	7,858	57.3%
	3	56 of 56 (100%)	ROLAND, Isaac Blalu (CDC)	2,250	19.2%
Montserrado	1	106 of 106 (100%)	MORRIS, Lawrence (IND)	4,709	16.1%
	2	111 of 111 (100%)	SMITH, Jimmy Wonygba (CDC)	11,502	33.6%
	3	99 of 99 (100%)	BARSELL, Ceebee C.D. (UP)	7,960	25.2%
	4	142 of 142 (100%)	DENNIS, Rustonlyn S. (LTP)	6,494	14.7%
	5	101 of 101 (100%)	FALLAH, Thomas Pangar (CDC)	12,384	37.7%
	6	115 of 115 (100%)	ENDERS, Samuel Regen (IND)	18,489	45.2%
	7	102 of 102 (100%)	GEORGE, Solomon Claudius (CDC)	8,317	27.1%
	8	86 of 86 (100%)	GRAY, Acarous Moses (CDC)	5,474	20.1%
	9	96 of 96 (100%)	PELHAM-YOUNGBLOOD, Munah E. (CDC)	12,783	40.3%
	10	100 of 100 (100%)	KOLUBAH, Yekeh Yarpahworluo (IND)	13,884	43.4%
	11	99 of 99 (100%)	KOON, Richard Nagbe (UP)	6,674	20.5%
	12	103 of 103 (100%)	SAMAH, George Beyan (IND)	7,401	22.4%
	13	89 of 89 (100%)	JOSEPH, Saah Hardy (CDC)	18,276	64.2%
	14	108 of 108 (100%)	CORNEH, III, Abraham Vamuyah (CDC)	15,720	54.3%
	15	94 of 94 (100%)	LAWRENCE, Adolph Akwe (CDC)	9,098	31.9%

County	ED*	Polling Places Reported	Candidate	Votes	%
	16	103 of 103 (100%)	SEBOE, Dixon Wlawlee (CDC)	7,835	25.0%
	17	136 of 136(100%)	KIAZOLU, Hanson Senu (UP)	7,924	20.2%
Nimba	1	76 of 76 (100%)	KOUNG, Jeremiah Kpan (MDR)	11,168	52.5%
	2	82 of 82 (100%)	TOKPAH, Prince O. S. (PUP)	5,820	24.1%
	3	83 of 83 (100%)	SOMWARBI, Joseph Nyan (CDC)	4,377	17.9%
	4	89 of 89 (100%)	KARGON, Gunpue L. (MDR)	6,326	24.5%
	5	63 of 63 (100%)	KOGAR, Samuel Gongben (PUP)	5,613	30.1%
	6	71 of 71 (100%)	GLEEKIA, Dorwohn Twain (PUP)	3,477	18.3%
	7	82 of 82 (100%)	DOMAH, Roger S.W.Y. (UP)	4,024	17.0%
	8 ***				
	9	75 of 75 (100%)	GWAIKOLO, Johnson N. (VCP)	6,742	34.0%
River Gee	1	33 of 33 (100%)	POURE, Alexander (ALP)	4,376	54.5%
	2	31 of 31 (100%)	YOUNG, Francis Saywon (MOVEE)	2,140	24.6%
	3	31 of 31 (100%)	DOPOH, II, Francis S. (UP)	2,589	34.5%
Rivercess	1	47 of 47 (100%)	SCHAACK, Rosana G. D. H. (LP)	2,195	19.4%
	2	50 of 50 (100%)	ZAHNWEA, Byron W. (UP)	5,360	44.0%
Sinoe	1	47 of 47 (100%)	DUNCAN, Crayton Oldman (UP)	7,502	56.5%
	2	43 of 43 (100%)	SLOH, Jay Nagbe (UP)	4,236	45.0%
	3	46 of 46 (100%)	ZARZAR, Matthew Gee (UP)	5,067	53.4%

*ED = Electoral District

*** Nimba Electoral District 8 Excluded From These Results

