

A Frame



FURNITURE
FOR ALL



A-Frame brings sleek good looks to any office, and it's tough enough to keep up with the pace of the modern workplace.

There's no mistaking A-Frame, with its distinctive silhouette and graceful, clutter free surface. Hidden under the attractive design is a robust combination of hard-wearing surfaces and strong metal fixings that make sure A-Frame can take the knocks and scuffs of a busy workplace whilst maintaining its looks.

Move it around, recombine, re-deploy; A-Frame connects nicely with other desks from our range and it creates a great impression on its own or in groups.

Guaranteed for ten years and quick to construct with single-tool fitting and pre-drilled tops. Available to deploy rapidly from our warehouse, A-Frame is a dependable desk you can rely on to bring a classy, modern look to your office.



A bench with a difference...

360cm wide A-Frame bench, seating 4 users at a single 180cm desk top each. Featuring a cable managed recessed leg, cabling runs from floor through the under desk tray and to the work surface via scallops. Ideal for multi uses in one space, touch down, focus and teams.

Shown in white melamine with scallop detail, a white frame & the Seren chair.



High quality finishes

The A-Frame comes with a reverse chamfered top detail, with top widths at 120cm, 140cm, 160cm and 180cm. All desks feature work surface scallops.

Shown in reverse chamfer walnut melamine with scallop detail, a black frame & the Spira Plus chair.

Shown here in oak melamine, a white frame & the Seren chair




Shown in reverse chamfer walnut melamine with scallop detail, a black frame & the Spira Plus chair.



Complimenting accessories

To make working ergonomic and environments comfortable.



Desk mounted screens




Standard & slimline pedestals



Screen accessories



Desktop power



Monitor arms



CPU holder

Standard finishes

Our standard finishes form part of our 20,000 unit quick order programme.

Bespoke finishes are available upon request but are subject to modified lead times.

Work surfaces



Walnut



Oak



White

Metal work



RAL9005



RAL 9003


Walnut available with scallop and reverse chamfer only

White and oak available with scallop detail

Construction components

- 1 Telescopic beam: 1200mm to 1800mm
- 2 A-Frama legs
- 3 Cable managed recessed leg
- 4 Integrated cable management
- 5 MFC work surface
- 6 Desk mounted screens
- 7 Desktop power module
- 8 CPU holder
- 9 Monitor arm
- 10 Screen accessories





Assurance of supply

20,000 workstations are available immediately from stock. This underpins our unbreakable, personal promise: we will deliver on time, at the time agreed, and that your furniture will be snag free.

Forty years' experience in the interiors industry has taught us that, sadly, promises are sometimes broken as easily as they are made. That is why we invest so heavily in our plant, our processes and our people; so we may keep our promises. Without exception.

The environment

An in-house environmental team have reduced our energy consumption, increased our recycling and developed a furniture-recycling programme.

Our company and our people are socially and ethically aware, mindful of equal opportunities, engaged in charitable activities and always keen to give back to the community.



Promoting
Sustainable Forest
Management

www.pefc.co.uk

