


TEXAS A&M[®]
2012 FOOTBALL

RECORDS | HISTORY



NEW COACH. NEW CONFERENCE. SAME 12TH MAN.

OFFENSIVE RECORDS

RUSHING — SINGLE GAME

LONGEST RUN

PLAYER	YARDS	OPPONENT	DATE
Christine Michael	97	Baylor	Nov. 21, 2009
D'Andre Hardeman	95	at Baylor	Nov. 9, 1996
Greg Hill	94	at TCU	Nov. 20, 1993
Bubba Bean	94	at Texas Tech	Oct. 11, 1975
Keith Woodside	90	Texas	Nov. 27, 1987
Darrell Smith	90	TCU	Nov. 20, 1976
Courtney Lewis	86	Baylor	Oct. 11, 2003
Vic "Choc" Kelley	85	Oklahoma	1907
P.C. Colgin	85	Sam Houston State	Oct. 23, 1925
Cyrus Gray	84	at Texas	Nov. 25, 2010
Rodney Thomas	84	Baylor	Oct. 24, 1992
Darren Lewis	84	Houston	Oct. 14, 1989
Bucky Richardson	82	vs Southern Miss	Sept. 27, 1987
Leeland McElroy	81	Houston	Oct. 9, 1993
Bob Smith	81	vs Georgia	Dec. 8, 1950
Mike Goodson	80	at Oklahoma State	Oct. 4, 2008
Terrence Murphy	80	Utah	Sept. 6, 2003
Sirr Parker	80	Iowa State	Oct. 11, 1997
Darren Lewis	80	at TCU	Nov. 22, 1987
Bob Smith	80	vs Texas Tech	Sept. 24, 1949
Rodney Thomas	80	LSU	Sept. 4, 1993
Earnest Jackson	80	TCU	Nov. 21, 1981
Curtis Dickey	80	at TCU	Nov. 19, 1977
David Beal	80	at Kansas	Sept. 9, 1978
Glenn Lippman	80	vs Nevada	Sept. 23, 1950

GAME YARDS

PLAYER	YARDS	OPPONENT	DATE
Bob Smith	297	at SMU	Nov. 11, 1950
Darren Lewis	232	Texas Tech	Oct. 6, 1990
Christine Michael	230	vs Arkansas	Oct. 1, 2011
Curtis Dickey	230	TCU	Nov. 25, 1978
Leeland McElroy	229	LSU	Sept. 2, 1995
Cyrus Gray	223	at Texas	Nov. 25, 2010
Earnest Jackson	219	TCU	Nov. 21, 1981
Cyrus Gray	218	at Kansas State	Nov. 12, 2011
Bob Smith	215	vs Texas Tech	Sept. 24, 1949
Greg Hill	212	LSU	Sept. 14, 1991
Darren Lewis	212	at Texas	Nov. 24, 1988
Bubba Bean	204	at Clemson	Oct. 6, 1973
Rodney Thomas	201	LSU	Sept. 4, 1993
Darren Lewis	201	at Houston	Oct. 8, 1988
Darren Lewis	201	at Rice	Oct. 28, 1989
Darren Lewis	194	at TCU	Nov. 22, 1987
Darren Lewis	192	at Arkansas	Nov. 12, 1988
Johnny Hector	191	TCU	Nov. 22, 1980

GAME RUSHES

PLAYER	YARDS	OPPONENT	DATE
Roger Vick	41	at Texas	Nov. 27, 1986
Mark Green	41	SMU	Nov. 6, 1971
Darren Lewis	40	at Houston	Oct. 8, 1988
George Woodard	39	at Michigan	Oct. 1, 1977
George Woodard	39	Kansas State	Sept. 18, 1976
Darren Lewis	38	at Texas	Nov. 24, 1988
Ja'Mar Toombs	37	Texas	Nov. 25, 1999
Roger Vick	37	at Texas Tech	Oct. 5, 1985
Johnny Hector	37	TCU	Nov. 22, 1980
Danté Hall	36	at Kansas	Oct. 3, 1998
Stephen McGee	35	at Nebraska	Oct. 20, 2007
Leeland McElroy	35	LSU	Sept. 2, 1995
Darren Lewis	34	Texas Tech	Oct. 6, 1990
Darren Lewis	34	Baylor	Oct. 20, 1990
Darren Lewis	34	at Arkansas	Nov. 12, 1988
Darren Lewis	34	Louisiana Tech	Nov. 5, 1988
Curtis Dickey	34	TCU	Nov. 25, 1978
George Woodard	34	at SMU	Oct. 30, 1976

OTHER SINGLE GAME RUSHING RECORDS

Most TDs, Game Jelly Woodman 7 vs. New Mexico ... 1926
 Consec. 100-Yard Games Darren Lewis 10 Last 10 Games of 1988

RUSHING — SEASON

SEASON YARDS

PLAYER	YARDS	YEAR
Darren Lewis	1,692	1988
Darren Lewis	1,691	1990
Greg Hill	1,339	1992
Bob Smith	1,302	1950
Greg Hill	1,216	1991
George Woodard	1,153	1976
Curtis Dickey	1,146	1978
Cyrus Gray	1,133	2010
Leeland McElroy	1,122	1995
George Woodard	1,107	1977
Cyrus Gray	1,045	2011
Courtney Lewis	1,024	2003
Danté Hall	1,024	1998
Rodney Thomas	996	1993
Curtis Dickey	978	1977
Danté Hall	973	1997
Darren Lewis	961	1989
Roger Vick	960	1986
Bubba Bean	944	1975
Bubba Bean	938	1974

FRESHMAN YARDAGE

PLAYER	YARDS	YEAR
Greg Hill	1,216	1991
Courtney Lewis	1,024	2003
Mike Goodson	847	2006
Christine Michael	844	2009
Curtis Dickey	726	1976
Darren Lewis	668	1987
Danté Hall	642	1996
Leeland McElroy	613	1993
George Woodard	604	1975
Jorvorskie Lane	595	2005
Derek Farmer	503	2001
Richard Whitaker	455	2000
Robert Wilson	425	1988
Roger Vick	425	1983

SEASON RUSHES

PLAYER	ATTEMPTS	YEAR
Darren Lewis	306	1988
Darren Lewis	291	1990
Greg Hill	267	1992
Leeland McElroy	246	1995
George Woodard	245	1977
Danté Hall	243	1998
Greg Hill	240	1991
George Woodard	239	1976
Roger Vick	220	1986
Anthony Toney	208	1985
Curtis Dickey	205	1978
Cyrus Gray	200	2010
Rodney Thomas	199	1994
Bob Smith	199	1950
Cyrus Gray	198	2011

SEASON TOUCHDOWNS

PLAYER	TD	YEAR
Jorvorskie Lane	19	2006
Joel Hunt	19	1927
Darren Lewis	18	1990
D'Andre Hardeman	17	1996
George Woodard	17	1976
Jorvorskie Lane	16	2007
Greg Hill	15	1992
Jelly Woodman	14	1926
Bob Smith	14	1950
Ja'Mar Toombs	14	2000
George Woodard	13	1977
Rodney Thomas	13	1992
Rodney Thomas	13	1993
Leeland McElroy	13	1995
Cyrus Gray	12	2011
Cyrus Gray	12	2010
Courtney Lewis	12	2003
Rodney Thomas	12	1994
Anthony Toney	12	1985
Greg Hill	12	1991
Bob Goode	11	1945
Darren Lewis	11	1989
Christine Michael	10	2009
John Kimbrough	10	1939
John David Crow	10	1956
Robert Wilson	10	1988
Roger Vick	10	1986
Bucky Richardson	10	1991
Sirr Parker	10	1997

OTHER SEASON RUSHING RECORDS

Best Average Per Carry Danté Hall 7.3 1997
 Season 100-Yard Games Darren Lewis 10 1988
 Season 200-Yard Games Darren Lewis 2 1988
 2 1990
 Season Yards Per Game Bob Smith 144.7 1950

RUSHING YARDAGE BY CLASS


CLASS	PLAYER	YARDS	YEAR
Freshman	Greg Hill	1,216	1991
Sophomore	Darren Lewis	1,692	1988
Junior	Bob Smith	1,302	1950
Senior	Darren Lewis	1,691	1990

RUSHING — CAREER

1,000-YARD CLUB (41)

(Career Rushing Yards)

PLAYER	YARDS	YEARS
Darren Lewis	5,012	1987-90
Curtis Dickey	3,703	1976-79
Cyrus Gray	3,298	2008-11
Greg Hill	3,262	1991-93
Rodney Thomas	3,014	1991-94
George Woodard	2,911	1975-79
Bubba Bean	2,846	1972-75
Danté Hall	2,818	1996-99
Courtney Lewis	2,711	2003-06
Johnny Hector	2,587	1979-82
Roger Vick	2,471	1983-86
Leeland McElroy	2,442	1993-95
Bob Smith	2,415	1949-51
Christine Michael	2,374	2009-
Jorvorskie Lane	2,193	2005-08
Bucky Richardson (QB)	2,095	1987-91
Sirr Parker	2,042	1995-98
Mike Goodson	1,964	2006-08
Reggie McNeal (QB)	1,889	2002-05
Skip Walker	1,878	1972-75
D'Andre Hardeman	1,774	1995-99
Stephen McGee	1,750	2005-08
Robert Wilson	1,739	1988-90
Larry Stegent	1,736	1967-69
Keith Woodside	1,720	1984-87
Derek Farmer	1,582	2001-03
Dick Todd	1,556	1936-38
Earnest Jackson	1,539	1979-82
Glenn Lippman	1,506	1949-51
John David Crow	1,465	1955-57
Thomas Sanders	1,379	1980-84
Ja'Mar Toombs	1,360	1998-00
John Kimbrough	1,357	1938-40
David Brothers	1,269	1976-79
Anthony Toney	1,238	1982-85
Mike Mosley	1,206	1977-80
Roddy Osborne	1,188	1955-57
Bucky Sams	1,118	1973-75
Jack Pardee	1,017	1954-57
Wendell Housley	1,009	1966-68



Darren LEWIS

OTHER CAREER RUSHING RECORDS

Best Average Per Carry, Career Bubba Bean..... 5.9 1972-75
Career 100-Yard Games Darren Lewis..... 27 1987-90
Career 200-Yard Games Darren Lewis..... 5 1987-90
		SWC Record
Career Yards Per Game Darren Lewis.... 113.9 1987-90

CAREER RUSHES


PLAYER	ATTEMPTS	YEAR
Darren Lewis	909	1987-90
Curtis Dickey	697	1976-79
Cyrus Gray	632	2008-11
Greg Hill	631	1991-93
George Woodard	625	1975-77, 79
Rodney Thomas	604	1991-94
Roger Vick	598	1983-86
Johnny Hector	550	1979-82
Danté Hall	522	1996-99
Courtney Lewis	517	2003-06
Jorvorskie Lane	489	2005-08
Bubba Bean	482	1972-75
Larry Stegent	463	1967-69
Leeland McElroy	448	1993-95
Christine Michael	441	2009-
Bob Smith	439	1949-51
Sirr Parker	438	1995-98
Stephen McGee	387	2005-08
Skip Walker	371	1972-75
Ja'Mar Toombs	350	1998-00

CAREER TOUCHDOWNS

PLAYER	TD	YEARS
Jorvorskie Lane	49	2005-08
Darren Lewis	44	1987-90
Rodney Thomas	41	1991-94
George Woodard	35	1975-77
Curtis Dickey	34	1976-79
Greg Hill	33	1991-93
Cyrus Gray	30	2008-11
Courtney Lewis	30	2003-06
Joel Hunt	30	1925-27
Bucky Richardson	30	1987-91
Leeland McElroy	29	1993-95
D'Andre Hardeman	28	1996-99
Ja'Mar Toombs	26	1998-00
Skip Walker	25	1972-75
Bob Smith	23	1949-51
Roger Vick	23	1983-86
Christine Michael	22	2009-
Danté Hall	22	1996-99
Johnny Hector	20	1979-82



Bubba BEAN



Curtis DICKEY

RECORDS

100-YARD RUSHING GAMES (300)

(since 1949 — * bowl game)

2011 (9)

Cyrus Gray	SMU	21-132
Cyrus Gray	Idaho	29-101
Christine Michael	vs Arkansas	32-230
Cyrus Gray	at Texas Tech	21-116
Christine Michael	Baylor	21-105
Christine Michael	at Iowa State	18-142
Cyrus Gray	at Iowa State	21-125
Christine Michael	Missouri	21-104
Cyrus Gray	at Kansas State	30-218

2010 (10)

Christine Michael	SFA	22-105
Christine Michael	Louisiana Tech	14-107
Christine Michael	FIU	21-119
Cyrus Gray	at Kansas	13-117
Cyrus Gray	Texas Tech	16-102
Cyrus Gray	Oklahoma	21-122
Cyrus Gray	at Baylor	28-137
Cyrus Gray	Nebraska	26-137
Cyrus Gray	at Texas	27-223
Cyrus Gray	vs LSU	20-100

2009 (5)

Christine Michael	Baylor	11-116
Cyrus Gray	Baylor	14-107
Cyrus Gray	Iowa State	21-119
Cyrus Gray	at Texas Tech	25-131
Christine Michael	at Texas Tech	22-121

2008 (2)

Mike Goodson	at Oklahoma State	8-112
Mike Goodson	Arkansas State	24-124

2007 (8)

Stephen McGee	at Nebraska	35-167
Jorvorskie Lane	at Nebraska	15-130
Jorvorskie Lane	Baylor	24-123
Stephen McGee	Baylor	17-110
Mike Goodson	Louisiana-Monroe	11-113
Stephen McGee	Fresno State	16-124
Jorvorskie Lane	Fresno State	23-121
Stephen McGee	Montana State	9-121

2006 (4)

Mike Goodson	Oklahoma	10-127
Jorvorskie Lane	Missouri	28-127
Stephen McGee	vs Army	11-144
Jorvorskie Lane	vs Army	24-106

2005 (9)

Jorvorskie Lane	Texas	17-104
Stephen McGee	Texas	24-108
Courtney Lewis	at Oklahoma	26-100
Courtney Lewis	at Texas Tech	15-146
Reggie McNeal	at Kansas State	16-119
Reggie McNeal	Oklahoma State	12-150
Jorvorskie Lane	Oklahoma State	22-139
Courtney Lewis	Texas State	27-136
Reggie McNeal	SMU	6-100
Reggie McNeal	at Clemson	9-100

2004 (5)

Courtney Lewis	Texas Tech	19-115
Courtney Lewis	at Baylor	26-100
Reggie McNeal	Colorado	22-139
Reggie McNeal	Clemson	17-129
Courtney Lewis	Clemson	28-165



Cyrus GRAY



Christine MICHAEL

2003 (6)

Courtney Lewis	Kansas	26-120
Courtney Lewis	Oklahoma State	16-171
Courtney Lewis	Baylor	12-158
Derek Farmer	Baylor	11-117
Courtney Lewis	Pittsburgh	16-105
Courtney Lewis	Utah	16-100

2002 (4)

Derek Farmer	at Texas	17-122
Derek Farmer	at Kansas	21-111
Derek Farmer	Texas Tech	27-132
Derek Farmer	Louisiana Tech	19-119

2001 (3)

Derek Farmer	Iowa State	17-133
Derek Farmer	Notre Dame	20-100
Keith Joseph	at Wyoming	21-105

2000 (2)

Ja'Mar Toombs	* vs Mississippi State	35-193
Joe Weber	at Iowa State	20-106

1999 (2)

Ja'Mar Toombs	Texas	37-126
Joe Weber	Missouri	8-121

1998 (6)

Danté Hall	Kansas	36-177
Danté Hall	Nebraska	32-113
Ja'Mar Toombs	Nebraska	10-110
Danté Hall	Baylor	17-137
Ja'Mar Toombs	Oklahoma State	23-111
Danté Hall	Kansas State	27-113

1997 (7)

Danté Hall	Sam Houston	11-169
Danté Hall	North Texas	19-156
Sirr Parker	North Texas	17-124
Danté Hall	Colorado	22-123
Danté Hall	Oklahoma	12-139
Sirr Parker	Oklahoma	22-123
Danté Hall	Texas	19-118

1996 (6)

Danté Hall	Texas	14-108
Eric Bernard	Baylor	21-115
D'Andre Hardeman	Baylor	7-121
D'Andre Hardeman	Oklahoma State	18-109
Danté Hall	Texas Tech	17-184
D'Andre Hardeman	Iowa State	9-107
Danté Hall	Louisiana Tech	14-101
Sirr Parker	North Texas	18-116
Eric Bernard	BYU	18-108
Sirr Parker	BYU	20-101

1995 (6)

Leeland McElroy	Texas	29-145
Leeland McElroy	MTSU	17-118
Leeland McElroy	Rice	28-168
D'Andre Hardeman	SMU	26-130
Leeland McElroy	Tulsa	23-116
Leeland McElroy	LSU	35-229

1994 (6)

Rodney Thomas	SMU	18-134
Rodney Thomas	Rice	21-136
Rodney Thomas	Baylor	14-108

Leeland McElroy	Baylor	22-105
Rodney Thomas	Texas Tech	22-124
Leeland McElroy	LSU	11-132

1993 (9)

Greg Hill	Texas	23-125
Greg Hill	TCU	10-125
Greg Hill	SMU	21-129
Greg Hill	Houston	20-128
Rodney Thomas	Texas Tech	23-108
Rodney Thomas	Missouri	17-107
Leeland McElroy	Missouri	17-136
Rodney Thomas	Oklahoma	22-106
Rodney Thomas	LSU	25-201

1992 (10)

Greg Hill	Texas	23-100
Greg Hill	TCU	25-187
Greg Hill	Louisville	26-142
Greg Hill	SMU	24-138
Greg Hill	Baylor	19-119
Rodney Thomas	Baylor	9-116
Greg Hill	Texas Tech	32-141
Rodney Thomas	Texas Tech	24-179
Greg Hill	Missouri	20-104
Greg Hill	Tulsa	26-125

1991 (7)

Greg Hill	TCU	19-115
Greg Hill	Rice	18-109
Bucky Richardson	Rice	18-128
Greg Hill	Houston	25-160
Greg Hill	Texas Tech	24-137
Greg Hill	Tulsa	25-125
Greg Hill	LSU	30-212

1990 (18)

Darren Lewis	* vs BYU	5-104
Bucky Richardson	* vs BYU	12-119
Darren Lewis	Texas	25-150
Bucky Richardson	Texas	16-109
Darren Lewis	TCU	23-113
Robert Wilson	Arkansas	18-115
Darren Lewis	SMU	31-207
Bucky Richardson	SMU	13-180
Darren Lewis	Rice	25-176
Darren Lewis	Baylor	34-179
Darren Lewis	Houston	21-124
Robert Wilson	Houston	15-111
Darren Lewis	Texas Tech	34-232
Darren Lewis	North Texas	26-132
Randy Simmons	USL	11-141
Darren Lewis	USL	16-141
Robert Wilson	USL	8-116
Darren Lewis	Hawaii	24-117

1989 (7)

Robert Wilson	* vs Pittsburgh	16-145
Darren Lewis	SMU	18-126
Darren Lewis	Rice	28-201
Darren Lewis	Houston	12-120
Robert Wilson	Houston	22-115
Darren Lewis	So. Mississippi	21-126
Robert Wilson	LSU	15-121



1988 (10)

Darren Lewis	Alabama	24-128
Darren Lewis	Texas	38-212
Darren Lewis	TCU	28-105
Darren Lewis	Arkansas	34-192
Darren Lewis	Louisiana Tech	34-160
Darren Lewis	Rice	18-170
Darren Lewis	Baylor	28-138
Darren Lewis	Houston	40-201
Darren Lewis	Texas Tech	27-177
Darren Lewis	Oklahoma State	25-168

1987 (7)

Keith Woodside	Texas	12-135
Darren Lewis	TCU	16-194
Bucky Richardson	Rice	8-137
Keith Woodside	Rice	17-122
Darren Lewis	Baylor	25-103
Darren Lewis	So. Mississippi	6-103
Bucky Richardson	So. Mississippi	5-102

1986 (10)

Roger Vick	* vs Ohio State	24-113
Roger Vick	Texas	41-167
Melvin Collins	TCU	20-110
Roger Vick	TCU	17-104
Roger Vick	Arkansas	28-117
Roger Vick	SMU	26-118
Roger Vick	Rice	16-115
Roger Vick	Houston	25-104
Roger Vick	Texas Tech	26-104
Keith Woodside	North Texas	10-107

1985 (6)

Anthony Toney	SMU	21-117
Keith Woodside	SMU	12-104
Anthony Toney	Rice	25-116
Roger Vick	Texas Tech	37-135
Roger Vick	Tulsa	21-134
Anthony Toney	N.E. Louisiana	22-106

1984 (2)

Thomas Sanders	TCU	21-107
Thomas Sanders	Houston	23-112

1983 (1)

Roger Vick	TCU	18-110
------------	-----	--------

1982 (0)

1981 (5)

Ernest Jackson	* vs Oklahoma State	22-123
Ernest Jackson	TCU	19-219
Johnny Hector	Texas Tech	16-143
Johnny Hector	California	16-125
Ernest Jackson	California	18-125

1980 (5)

Johnny Hector	TCU	37-191
Johnny Hector	Arkansas	18-136
Johnny Hector	SMU	20-126
Johnny Hector	Rice	26-121
Mike Mosley	Mississippi	16-116

1979 (4)

Curtis Dickey	Rice	21-127
Curtis Dickey	Memphis State	31-137
Curtis Dickey	Penn State	31-184
Curtis Dickey	BYU	28-148

1978 (11)

Curtis Dickey	* Iowa State	34-276
Curtis Dickey	TCU	34-230

Curtis Dickey	Arkansas	28-104
Curtis Dickey	SMU	33-143
David Brothers	Rice	25-163
Raymond Belcher	Baylor	24-119
Curtis Dickey	Texas Tech	20-168
Mike Mosley	Texas Tech	14-120
Curtis Dickey	Memphis State	11-167
Curtis Dickey	Boston College	18-138
Curtis Dickey	Kansas	25-128

1977 (14)

George Woodard	* vs USC	27-185
Mike Mosley	* vs USC	20-180
Mike Mosley	Houston	12-109
Curtis Dickey	TCU	20-178
George Woodard	TCU	20-163
George Woodard	Arkansas	28-116
Curtis Dickey	Arkansas	20-101
David Walker	SMU	27-182
Curtis Dickey	Rice	15-106
David Brothers	Baylor	9-103
George Woodard	Michigan	39-153
Curtis Dickey	Virginia Tech	17-144
George Woodard	Kansas	20-150
Curtis Dickey	Kansas	14-139

1976 (9)

George Woodard	* vs Florida	25-124
George Woodard	Texas	29-109
Darrell Smith	TCU	4-147
George Woodard	TCU	10-102
George Woodard	SMU	34-155
George Woodard	Rice	29-188
Curtis Dickey	Texas Tech	18-127
George Woodard	Kansas State	39-177
George Woodard	Virginia Tech	20-111

1975 (6)

George Woodard	Rice	32-167
George Woodard	SMU	23-106
George Woodard	Baylor	24-101
Bubba Bean	Texas Tech	9-180
Bubba Bean	Illinois	12-158
George Woodard	LSU	6-106

1974 (8)

Bubba Bean	Rice	10-138
Jerry Honore	Arkansas	19-131
Skip Walker	Texas Tech	21-138
Skip Walker	LSU	16-130
Bubba Bean	LSU	14-127
Bucky Sams	LSU	24-107
Bubba Bean	Clemson	18-182
Bucky Sams	Clemson	15-122

1973 (5)

Skip Walker	SMU	13-184
Bubba Bean	SMU	13-100
Skip Walker	TCU	11-122
Bubba Bean	Clemson	22-204
Alvin Bowers	Wichita State	14-126

1972 (3)

Brad Dusek	TCU	19-104
Brad Dusek	Texas Tech	21-112
Mark Green	Wichita State	25-165

1971 (2)

Mark Green	Texas	25-106
Mark Green	SMU	41-150

1970 (1)

Doug Neill	Michigan	17-101
------------	----------	--------

1969 (4)

Steve Burks	SMU	4-102
Larry Stegent	Arkansas	23-124
Larry Stegent	Texas Tech	29-117
Larry Stegent	Army	34-114

1968 (4)

Larry Stegent	Rice	21-100
Dave Elmendorf	Florida State	17-129
Larry Stegent	Florida State	21-139
Larry Stegent	Tulane	12-111

1967 (1)

Larry Stegent	Baylor	29-138
---------------	--------	--------

1966 (1)

Wendell Housley	Baylor	33-127
-----------------	--------	--------

1960-65 (0)

1959 (1)

Jesse McGuire	Texas Tech	15-149
---------------	------------	--------

1958 (0)

1957 (2)

John David Crow	Arkansas	21-116
Roddy Osborne	Houston	13-115

1956 (0)

1955 (1)

John David Crow	LSU	13-130
-----------------	-----	--------

1954 (1)

Elwood Kettler	Houston	16-113
----------------	---------	--------

1952-53 (0)

1951 (4)

Glenn Lippman	Texas	19-173
Glenn Lippman	Arkansas	10-105
Billy Tidwell	Baylor	10-139
Glenn Lippman	Texas Tech	18-156

1950 (11)

Bob Smith	* Georgia	20-158
Bob Smith	Rice	27-101
Bob Smith	SMU	29-297
Bob Smith	Arkansas	16-133
Bob Smith	Baylor	6-101
Bob Smith	TCU	38-146
Billy Tidwell	Oklahoma	14-114
Bob Smith	Oklahoma	19-111
Bob Smith	Texas Tech	27-147
Glenn Lippman	Nevada	8-124
Billy Tidwell	Nevada	6-103

1949 (2)

Bob Smith	SMU	31-214
Bob Smith	Texas Tech	23-175

PRE-1949 (PARTIAL LIST)

Dick Todd	TCU '36	17-170
Dick Todd	Manhattan '36	17-187
H.M. Pitney	Utah '36	22-104
Jacob Shockley	Utah '36	11-127
Choc Kelley	Oklahoma '07	??-125

TOTAL OFFENSE

SINGLE GAME

PLAYER	RUN	PASS	TOTAL	OPPONENT	DATE
Jerrold Johnson	68	419	487	Kansas State	Oct. 11, 2008
Ryan Tannehill	9	449	458	Texas Tech	Oct. 30, 2010
Ryan Tannehill	34	415	449	Baylor	Oct. 15, 2011
Reggie McNeal	100	349	449	SMU	Sept. 17, 2005
Jerrold Johnson	97	342	439	Texas	Nov. 26, 2009
Jerrold Johnson	13	409	422	at Oklahoma State	Sept. 30, 2010
Edd Hargett	42	376	418	at SMU	Nov. 9, 1968
Jerrold Johnson	51	362	413	vs Georgia	Dec. 28, 2009
Reggie McNeal	86	317	413	Texas State	Sept. 22, 2005
Dustin Long	8	399	407	at Kansas	Oct. 19, 2002
Reggie McNeal	150	263	403	Oklahoma State	Oct. 15, 2005
Jerrold Johnson	57	349	406	New Mexico	Sept. 5, 2009
Jerrold Johnson	78	322	400	Utah State	Sept. 19, 2009
Jerrold Johnson	16	381	397	at Iowa State	Oct. 25, 2008
Stephen McGee	30	362	392	at Texas	Nov. 23, 2007
Ryan Tannehill	11	379	390	at Oklahoma	Nov. 5, 2011
Reggie McNeal	98	288	386	at Oklahoma State	Oct. 16, 2004
Reggie McNeal	139	243	382	Colorado	Oct. 23, 2004
Randy McCown	18	362	380	Kansas	Oct. 16, 1999
Ryan Tannehill	65	309	378	Oklahoma State	Sept. 24, 2011
Brannndon Stewart	-12	385	373	Colorado	Sept. 28, 1996
Jerrold Johnson	17	349	366	Louisiana Tech	Sept. 11, 2010
Dustin Long	-2	367	365	Texas Tech	Oct. 5, 2002
Bucky Richardson	120	231	359	at Rice	Nov. 2, 1991
Jerrold Johnson	61	290	351	UAB	Sept. 26, 2009
Mark Farris	8	341	349	Wyoming	Sept. 6, 2001
Jerrold Johnson	3	345	348	vs Arkansas	Oct. 3, 2009
Bucky Richardson	27	321	348	at TCU	Nov. 7, 1991
Reggie McNeal	44	298	342	Wyoming	Sept. 11, 2004
Ryan Tannehill	0	337	337	Idaho	Oct. 15, 2011
Jerrold Johnson	15	322	337	Missouri	Oct. 16, 2010
Stephen McGee	17	318	335	Louisiana Tech	Sept. 23, 2006
Reggie McNeal	71	259	330	Kansas	Nov. 1, 2003
Randy McCown	10	320	330	Tulsa	Sept. 18, 1999
Jerrold Johnson	5	322	327	SFA	Sept. 4, 2010
Mark Farris	4	311	315	at Baylor	Oct. 14, 2000
Mark Farris	-21	334	313	at Colorado	Oct. 13, 2001
Gary Kubiak	7	306	313	Rice	Oct. 23, 1982
Reggie McNeal	43	268	311	at Baylor	Oct. 30, 2004
Dustin Long	-21	332	311	at Oklahoma State	Nov. 2, 2002
Stephen McGee	110	200	310	Baylor	Sept. 29, 2007
Jerrold Johnson	71	238	309	at Texas Tech	Oct. 24, 2009
Reggie McNeal	55	254	309	Texas Tech	Nov. 13, 2004
Reggie McNeal	129	178	307	Clemson	Sept. 18, 2004
Edd Hargett	-3	309	306	TCU	Oct. 15, 1966
Randy McCown	33	273	306	at Texas Tech	Oct. 2, 1999
Stephen McGee	89	215	304	at Baylor	Oct. 28, 2006
Stephen McGee	58	244	302	Nebraska	Nov. 11, 2006



Jerrold JOHNSON

SEASON

PLAYER	RUN	PASS	TOTAL	YEAR
Jerrold Johnson	506	3,579	4,085	2009
Ryan Tannehill	306	3,744	4,050	2011
Reggie McNeal	718	2,791	3,509	2004
Stephen McGee	899	2,311	3,210	2007
Stephen McGee	666	2,295	2,961	2006
Mark Farris	116	2,551	2,667	2000
Reggie McNeal	664	1,963	2,627	2005
Jerrold Johnson	114	2,435	2,549	2008
Dustin Long	13	2,509	2,522	2002
Randy McCown	57	2,374	2,431	1999
Kevin Murray	-115	2,463	2,348	1986
Edd Hargett	9	2,321	2,330	1968
Corey Pullig	50	2,105	2,155	1995
Reggie McNeal	370	1,782	2,152	2003
Jerrold Johnson	146	1,947	2,093	2010
Mark Farris	-76	2,094	2,018	2001
Corey Pullig	-64	2,056	1,992	1994
Gary Kubiak	178	1,808	1,986	1981

CAREER

PLAYER	RUN	PASS	TOTAL	YEARS
Jerrold Johnson	877	8,011	8,888	2007-10
Reggie McNeal	1,889	6,987	8,876	2003-05
Corey Pullig	42	6,846	6,888	1992-95
Stephen McGee	1,750	5,475	7,225	2005-08
Kevin Murray	-51	6,506	6,455	1983-86
Ryan Tannehill	369	5,450	5,819	2008-11
Edd Hargett	32	5,379	5,411	1966-68
Darren Lewis	5,012	150	5,162	1987-90
Bucky Richardson	2,095	3,039	5,134	1987-91
Mark Farris	23	4,949	4,972	1999-22
Randy McCown	205	4,187	4,392	1996-99
Gary Kubiak	188	4,078	4,266	1979-82
Brannndon Stewart	-157	4,325	4,168	1996-98
Mike Mosley	1,396	2,545	3,941	1977-80
Curtis Dickey	3,703	0	3,703	1976-79
David Walker	912	2,517	3,429	1973-77
Greg Hill	3,262	0	3,262	1991-93
Lance Pavlas	-97	3,212	3,115	1987-90

OTHER TOTAL OFFENSE RECORDS

Most Total Plays, Game	Jerrold Johnson.....75.....Sept. 30, 2010 (13 rush, 62 pass, 422 total yards) at Oklahoma State
Most Total Plays, Season	Jerrold Johnson.....744.....2009
Most Total Plays, Career	Jerrold Johnson.....1,440.....2007-10
Avg. Yards Per Play, Season	Brannndon Stewart.....8.9.....1996
Average Yards Per Play, Career	Reggie McNeal.....6.9.....2002-05



RECORDS



Danté HALL

ALL-PURPOSE YARDS

SEASON

PLAYER	YEAR	RUN	REC	KR	PR	TOTAL
Cyrus Gray	2010	1,133	251	422	0	1,806
Darren Lewis	1990	1,691	48	0	0	1,739
Leeland McElroy	1995	1,122	379	208	0	1,709
Darren Lewis	1988	1,692	13	0	0	1,705
Cyrus Gray	2009	757	226	642	0	1,625
Cyrus Gray	2008	363	60	1,169	0	1,592
Bob Smith	1950	1,302	116	174	0	1,592
Danté Hall	1996	642	12	324	573	1,551
Terrence Murphy	2003	150	762	626	0	1,538
Curtis Dickey	1977	978	231	302	0	1,511
Danté Hall	1997	973	97	156	208	1,434
Greg Hill	1992	1,339	90	0	0	1,429
Leeland McElroy	1993	613	224	590	0	1,427
Cyrus Gray	2011	1,045	239	116	0	1,400
Greg Hill	1991	1,216	121	16	0	1,353
George Woodard	1976	1,156	164	0	0	1,320
Danté Hall	1998	1024	92	172	28	1,316
Jason Carter	2005	99	827	0	344	1,270
Curtis Dickey	1978	1,146	69	53	0	1,268
Larry Stegent	1967	568	365	292	20	1,245

CAREER

PLAYER	YEARS	RUN	REC	KR	PR	TOTAL
Cyrus Gray	2008-11	3,298	776	2,349	0	6,423
Darren Lewis	1987-90	5,012	126	0	0	5,138
Curtis Dickey	1976-79	3,703	496	487	0	4,706
Danté Hall	1996-99	2,820	260	987	641	4,706
Leeland McElroy	1993-95	2,442	645	1,099	10	4,186
Larry Stegent	1967-69	1,736	739	714	591	3,780
Rod Harris	1985-88	60	1,395	1,209	971	3,635
Greg Hill	1991-93	3,262	289	16	0	3,567
Dick Todd	1936-38	1,556	193	488	1,147	3,384
George Woodard	1975-77, 79	2,914	247	0	0	3,161
Bob Smith	1949-51	2,415	261	483	0	3,159
Jeff Fuller	2008-11	0	3,092	0	0	3,092




PASSING — SINGLE GAME

LONGEST PASS PLAY

PLAYER	YARDS	OPPONENT	DATE
Randy McCown to Chris Taylor	96	Tulsa	Sept. 18, 1999
Mark Farris to Robert Ferguson	93	Wyoming	Sept. 9, 2000
Gary Kubiak to Don Jones	92	Louisiana Tech	Sept. 26, 1981
Reggie McNeal to Jamaar Taylor	91	Baylor	Oct. 11, 2003
Jim Kaufmann to Dude McLean	91	Texas	Nov. 25, 1965
Reggie McNeal to Kerry Franks	84	Wyoming	Sept. 11, 2004
Chris Osgood to Shane Garrett	84	SMU	Nov. 4, 1989
David Shipman to Skip Walker	84	SMU	Nov. 8, 1975
Edd Hargett to Barney Harris	84	TCU	Oct. 19, 1968
Jacob Shockley to Waylon Manning	83	at San Francisco	Sept. 11, 1936
Dustin Long to Jamaar Taylor	82	Texas Tech	Oct. 5, 2002
Randy McCown to Chris Taylor	81	Nebraska	Oct. 10, 1998
Edd Hargett to Bob Long	80	Texas	Nov. 27, 1967



Reggie McNEAL



Gary KUBIAK

300-YARD GAMES (38)

PLAYER	YARDS	OPPONENT	DATE
Ryan Tannehill	449	Texas Tech	Oct. 30, 2010
Jerrold Johnson	419	Kansas State	Oct. 11, 2008
Ryan Tannehill	415	Baylor	Oct. 15, 2011
Jerrold Johnson	409	at Oklahoma State	Sept. 30, 2010
Dustin Long	399	at Kansas	Oct. 19, 2002
Brannndon Stewart	385	Colorado	Sept. 28, 1996
Jerrold Johnson	381	at Iowa State	Oct. 25, 2008
Ryan Tannehill	379	at Oklahoma	Nov. 5, 2011
Edd Hargett	376	at SMU	Nov. 9, 1968
Dustin Long	367	Texas Tech	Oct. 5, 2002
Jerrold Johnson	362	vs Georgia	Dec. 28, 2009
Stephen McGee	362	Texas	Nov. 23, 2007
Randy McCown	362	Kansas	Oct. 16, 1999
Jerrold Johnson	349	Louisiana Tech	Sept. 11, 2010
Jerrold Johnson	349	New Mexico	Sept. 5, 2009
Reggie McNeal	349	SMU	Sept. 17, 2005
Jerrold Johnson	345	vs Arkansas	Oct. 3, 2009
Jerrold Johnson	342	Texas	Nov. 26, 2009
Mark Farris	341	at Wyoming	Sept. 6, 2001
Mark Farris	334	at Colorado	Oct. 13, 2001
Ryan Tannehill	331	Idaho	Sept. 17, 2011
Dustin Long	332	at Oklahoma State	Nov. 2, 2002
Ryan Tannehill	329	vs Northwestern	Dec. 31, 2011
Brannndon Stewart	324	vs Kansas State	Dec. 5, 1998
Jerrold Johnson	322	SFA	Sept. 4, 2010
Jerrold Johnson	322	Missouri	Oct. 16, 2010
Jerrold Johnson	322	Utah State	Sept. 19, 2009
Bucky Richardson	321	at TCU	Nov. 7, 1991
Randy McCown	320	Tulsa	Sept. 18, 1999
Stephen McGee	318	Louisiana Tech	Sept. 23, 2006
Reggie McNeal	317	Texas State	Sept. 22, 2005
Ryan Tannehill	317	Missouri	Oct. 29, 2011
Jerrold Johnson	314	at Kansas State	Oct. 17, 2009
Mark Farris	311	at Baylor	Oct. 14, 2000
Ryan Tannehill	309	Oklahoma State	Sept. 24, 2011
Edd Hargett	309	TCU	Oct. 15, 1966
Kevin Murray	309	Tulsa	Sept. 28, 1985
Kevin Murray	308	Baylor	Oct. 18, 1986
Gary Kubiak	306	Rice	Oct. 23, 1982

COMPLETIONS

PLAYER	CPL	OPPONENT	DATE
Jerrold Johnson	40	at Oklahoma State	Sept. 30, 2010
Ryan Tannehill	36	Texas Tech	Oct. 30, 2010
Ryan Tannehill	35	Missouri	Oct. 29, 2011
Brannndon Stewart	34	Colorado	Sept. 28, 1996
Ryan Tannehill	32	at Oklahoma	Nov. 5, 2011
Gary Kubiak	32	TCU	Nov. 20, 1982
Edd Hargett	32	at SMU	Nov. 9, 1968
Jerrold Johnson	31	New Mexico	Sept. 5, 2009
Jerrold Johnson	31	at Iowa State	Oct. 25, 2008
Jerrold Johnson	30	vs Arkansas	Oct. 3, 2009
Mark Farris	30	at Colorado	Oct. 13, 2001
Mark Farris	30	at Wyoming	Sept. 6, 2001
Jerrold Johnson	29	vs Georgia	Dec. 28, 2009
Jerrold Johnson	29	Kansas State	Oct. 11, 2008
Ryan Tannehill	28	Oklahoma State	Sept. 24, 2011
Jerrold Johnson	28	SFA	Sept. 4, 2010
Ryan Tannehill	27	vs Northwestern	Dec. 31, 2011
Ryan Tannehill	27	at Kansas State	Nov. 12, 2011
Ryan Tannehill	27	at Baylor	Nov. 13, 2010
Jerrold Johnson	27	Missouri	Oct. 16, 2010
Mark Farris	27	Colorado	Oct. 7, 2000
Ryan Tannehill	26	Idaho	Sept. 17, 2011
Jerrold Johnson	26	Texas	Nov. 26, 2009
Jerrold Johnson	26	Texas Tech	Oct. 18, 2008

ATTEMPTS

PLAYER	ATT.	OPPONENT	DATE
Ryan Tannehill	64	at Oklahoma	Nov. 5, 2011
Brannndon Stewart	64	Colorado	Sept. 28, 1996
Jerrold Johnson	62	at Oklahoma State	Sept. 30, 2010
Jerrold Johnson	58	vs Georgia	Dec. 28, 2009
Jerrold Johnson	58	vs Arkansas	Oct. 3, 2009
Edd Hargett	58	at SMU	Nov. 9, 1968
Edd Hargett	55	Arkansas	Nov. 2, 1968
Ryan Tannehill	53	Missouri	Oct. 29, 2011
Ryan Tannehill	50	Texas Tech	Oct. 30, 2010
Ryan Tannehill	49	Texas	Nov. 24, 2011
Mark Farris	49	at Colorado	Oct. 13, 2001
Jerrold Johnson	48	Missouri	Oct. 16, 2010
Kevin Murray	48	at Rice	Oct. 22, 1983
Ryan Tannehill	47	Oklahoma State	Sept. 24, 2011
Ryan Tannehill	46	at Kansas State	Nov. 12, 2011
Gary Kubiak	46	TCU	Nov. 20, 1982
Jerrold Johnson	45	at Kansas State	Oct. 17, 2009
Stephen McGee	45	at Kansas	Oct. 7, 2006
Stephen McGee	44	Kansas	Oct. 27, 2007
Edd Hargett	44	Arkansas	Oct. 29, 1966
Mark Farris	44	Colorado	Oct. 7, 2000
Ryan Tannehill	43	at Iowa State	Oct. 22, 2011
Jerrold Johnson	43	at Oklahoma State	Oct. 4, 2008
Dustin Long	43	at Oklahoma State	Nov. 2, 2002
Mark Farris	43	at Texas	Nov. 24, 2000
Jerrold Johnson	42	Oklahoma State	Oct. 10, 2009
Mark Farris	42	at Wyoming	Sept. 6, 2001
Jerrold Johnson	41	Utah State	Sept. 19, 2009
Jerrold Johnson	41	New Mexico	Sept. 5, 2009
Jerrold Johnson	41	Kansas State	Oct. 11, 2008
Gary Kubiak	41	Louisiana Tech	Sept. 25, 1982
Ryan Tannehill	40	vs Northwestern	Dec. 31, 2011
Jerrold Johnson	40	SFA	Sept. 4, 2010
Jerrold Johnson	40	vs Arkansas	Oct. 9, 2010
Gary Kubiak	40	Texas Tech	Oct. 2, 1982
Kevin Murray	40	Baylor	Oct. 18, 1986
Mark Farris	40	McNeese State	Sept. 1, 2001

SINGLE GAME TD PASSES

PLAYER	TDS	OPPONENT	DATE
Dustin Long	7	Texas Tech	Oct. 5, 2002
Ryan Tannehill	6	Baylor	Oct. 15, 2011
Gary Kubiak	6	at Rice	Oct. 24, 1981
Jerrold Johnson	5	at Oklahoma State	Sept. 30, 2010
Reggie McNeal	5	SMU	Sept. 17, 2005
Gary Kubiak	5	Rice	Oct. 23, 1982
Ryan Tannehill	4	Texas Tech	Oct. 30, 2010
Jerrold Johnson	4	Louisiana Tech	Sept. 11, 2010
Jerrold Johnson	4	Texas	Nov. 26, 2009
Jerrold Johnson	4	Utah State	Sept. 19, 2009
Jerrold Johnson	4	at Iowa State	Oct. 25, 2008
Reggie McNeal	4	Oklahoma	Nov. 9, 2002
Jeff Granger	4	at Tulsa	Sept. 21, 1991
Kevin Murray	4	Tulsa	Sept. 28, 1985
Kevin Murray	4	Arkansas	Nov. 12, 1983

OTHER RECORDS

Most Passes Had Intercepted, Game

Jim Cashion.....	5	at LSU.....	Oct. 9, 1948
Edd Hargett.....	5	at Texas.....	Nov. 28, 1968

Consecutive Completions

Mark Farris.....	14	at Colorado....	Oct. 13, 2001
------------------	----	-----------------	---------------

RECORDS

PASSING — SEASON

SEASON YARDS

PLAYER	YEAR	YARDS
Ryan Tannehill	2011	3,744
Jerrold Johnson	2009	3,579
Reggie McNeal	2004	2,791
Mark Farris	2000	2,551
Dustin Long	2002	2,509
Kevin Murray	1986	2,463
Jerrold Johnson	2008	2,435
Randy McCown	1999	2,374
Edd Hargett	1968	2,321
Stephen McGee	2007	2,311
Stephen McGee	2006	2,295
Corey Pullig	1995	2,105
Mark Farris	2001	2,094
Corey Pullig	1994	2,056
Kevin Murray	1985	1,965
Reggie McNeal	2005	1,963
Gary Kubiak	1982	1,948
Jerrold Johnson	2010	1,947
Brannon Stewart	1996	1,904
Gary Kubiak	1981	1,808
Reggie McNeal	2003	1,782
Corey Pullig	1993	1,732
Lance Pavlas	1989	1,681
Lex James	1970	1,662

SEASON COMPLETIONS

PLAYER	COMP.	YEAR
Ryan Tannehill	327	2011
Jerrold Johnson	296	2009
Kevin Murray	212	1987
Stephen McGee	211	2007
Mark Farris	208	2000
Mark Farris	203	2001
Reggie McNeal	200	2004
Jerrold Johnson	194	2008
Stephen McGee	194	2006
Gary Kubiak	181	1982
Dustin Long	177	2002
Edd Hargett	169	1968
Corey Pullig	165	1995
Corey Pullig	161	1994
Jerrold Johnson	158	2010
Ryan Tannehill	152	2010
Randy McCown	152	1999
Kevin Murray	147	1985
Brannon Stewart	146	1996
Corey Pullig	144	1993
Reggie McNeal	141	2005
Lance Pavlas	134	1989
Kevin Murray	132	1983
Edd Hargett	132	1966

SEASON ATTEMPTS

PLAYER	ATT.	YEAR
Ryan Tannehill	531	2011
Jerrold Johnson	497	2009
Stephen McGee	364	2007
Kevin Murray	349	1986
Edd Hargett	348	1968
Mark Farris	347	2001
Mark Farris	347	2000
Reggie McNeal	344	2004
Dustin Long	333	2002
Jerrold Johnson	326	2008
Gary Kubiak	324	1982
Stephen McGee	313	2006
Corey Pullig	307	1995
Brannon Stewart	299	1996
Randy McCown	295	1999
Jerrold Johnson	279	2010
Corey Pullig	269	1994
Reggie McNeal	265	2005
Edd Hargett	265	1966
Kevin Murray	251	1985
Kevin Murray	249	1983
Corey Pullig	243	1993
Ryan Tannehill	234	2010
Lance Pavlas	227	1989

SEASON TD PASSES

PLAYER	TDS	YEAR
Jerrold Johnson	30	2009
Ryan Tannehill	29	2011
Jerrold Johnson	21	2008
Dustin Long	19	2002
Gary Kubiak	19	1982
Corey Pullig	17	1993
Kevin Murray	17	1986
Reggie McNeal	16	2005
Edd Hargett	16	1968
Jerrold Johnson	14	2010
Reggie McNeal	14	2004
Randy McCown	14	1999
Corey Pullig	14	1995
Kevin Murray	14	1983
Ryan Tannehill	13	2010
Corey Pullig	13	1994
Kevin Murray	13	1985
Stephen McGee	12	2007
Stephen McGee	12	2006
Gary Kubiak	11	1981
Brannon Stewart	10	1997
Mark Farris	10	2000
Lance Pavlas	10	1989
Edd Hargett	10	1966
Craig Stump	10	1984

SEASON COMPLETION PCT.

(min. 100 attempts)

PLAYER	CPL-ATT	PCT.	YEAR
Ryan Tannehill	152-234	.650	2010
Stephen McGee	194-313	.620	2006
Ryan Tannehill	300-491	.616	2011
Kevin Murray	212-349	.607	1986
Dustin Long	63-104	.606	2003
Mark Farris	208-347	.599	2000
Corey Pullig	161-269	.599	1994
Jerrold Johnson	296-497	.596	2009
Jerrold Johnson	194-326	.595	2008
Corey Pullig	144-243	.593	1993
Lance Pavlas	134-227	.590	1989
Kevin Murray	147-251	.586	1985
Mark Farris	203-347	.585	2001
Reggie McNeal	200-344	.581	2004
Stephen McGee	211-364	.579	2007
Mike Mosley	82-142	.578	1979
Ray Graves	93-164	.567	1952
Jerrold Johnson	158-279	.566	2010
Brannon Stewart	111-196	.566	1997
Gary Kubiak	181-324	.559	1982

PASSING YARDAGE RECORDS BY CLASS

CLASS	PLAYER	YARDS	YEAR
Freshman	Kevin Murray	1,544	1983
Sophomore	Mark Farris	2,551	2000
Junior	Jerrold Johnson	3,217	2009
Senior	Ryan Tannehill	3,744	2011

OTHER RECORDS

Most Passes Had Intercepted, Season			
Derace Moser	19	1941	
Edd Hargett	19	1966	



Ryan Tannehill



Kevin Murray



PASSING — CAREER

CAREER YARDS

PLAYER	YEARS	YARDS
Jerrold Johnson	2007-10	8,011
Reggie McNeal	2002-05	6,992
Corey Pullig	1992-95	6,846
Kevin Murray	1983-86	6,506
Stephen McGee	2005-08	5,475
Ryan Tannehill	2008-11	5,450
Edd Hargett	1966-68	5,379
Mark Farris	1999-02	4,949
Brannndon Stewart	1996-98	4,325
Randy McCown	1996-99	4,187
Gary Kubiak	1979-82	4,078
Dustin Long	2001-03	3,218
Lance Pavlas	1987-90	3,185
Bucky Richardson	1987-91	3,039
Mike Mosley	1977-80	2,545
David Walker	1973-77	2,517
Lex James	1970-72	2,297
Craig Stump	1984-87	2,182
Charles Milstead	1957-59	2,072
Ray Graves	1951-52	1,610

CAREER COMPLETIONS

PLAYER	COMP.	YEARS
Jerrold Johnson	650	2007-10
Corey Pullig	560	1992-95
Kevin Murray	534	1983-86
Stephen McGee	485	2005-08
Ryan Tannehill	484	2008-11
Reggie McNeal	478	2002-05
Mark Farris	435	1999-02
Edd Hargett	400	1966-68
Brannndon Stewart	325	1996-98
Gary Kubiak	315	1979-82
Randy McCown	277	1996-99
Lance Pavlas	248	1987-90
Dustin Long	240	2001-03
Mike Mosley	204	1977-80
Bucky Richardson	196	1987-91
David Walker	177	1973-77
Craig Stump	174	1984-87
Charles Milstead	164	1957-59
Lex James	162	1970-72

CAREER ATTEMPTS

PLAYER	ATT.	YEARS
Jerrold Johnson	1,109	2007-10
Corey Pullig	992	1992-95
Kevin Murray	926	1983-86
Reggie McNeal	875	2002-05
Edd Hargett	821	1966-68
Stephen McGee	815	2005-08
Ryan Tannehill	774	2008-11
Mark Farris	755	1999-02
Brannndon Stewart	623	1996-98
Gary Kubiak	594	1979-82
Randy McCown	536	1996-99
Lance Pavlas	439	1987-90
Dustin Long	437	2001-03
Bucky Richardson	405	1987-91
David Walker	374	1973-77
Mike Mosley	368	1977-80
Craig Stump	363	1984-87
Lex James	346	1970-72
Charles Milstead	319	1957-59
Ray Graves	262	1951-52

CAREER TD PASSES

PLAYER	TDs	YEARS
Jerrold Johnson	67	2007-10
Kevin Murray	48	1983-86
Corey Pullig	47	1992-95
Reggie McNeal	44	2002-05
Ryan Tannehill	42	2008-11
Edd Hargett	40	1966-68
Gary Kubiak	31	1979-82
Stephen McGee	28	2005-08
Brannndon Stewart	26	1996-98
Dustin Long	23	2001-03
Randy McCown	22	1996-99
Lance Pavlas	20	1987-90
Mark Farris	18	1999-02
David Walker	14	1973-77
Craig Stump	14	1984-87
Bucky Richardson	14	1987-91

CAREER COMPLETION PCT.

(min. 100 attempts)


PLAYER	CPL-ATT	PCT.	YEARS
Ryan Tannehill	484-774	.625	2008-11
Jerrold Johnson	650-1109	.586	2007-10
Stephen McGee	485-815	.595	2005-08
Kevin Murray	534-926	.577	1983-86
Mark Farris	435-755	.576	1999-02
Corey Pullig	560-992	.565	1992-95
Lance Pavlas	248-439	.565	1987-90
Mike Mosley	204-368	.554	1977-80
Dustin Long	240-437	.549	2001-03
Reggie McNeal	478-875	.546	2002-05
Gary Kubiak	314-595	.527	1979-82
Randy McCown	300-573	.524	1996-99
Brannndon Stewart	325-623	.522	1996-98
Ray Graves	141-271	.520	1950-52




OTHER RECORDS

Most Passes Had Intercepted, Career

Edd Hargett	40	1966-68
-------------	----	---------



Stephen McGEE




Corey PULLIG

RECORDS


RECEIVING — SINGLE GAME

100-YARD RECEIVING GAMES (102)

PLAYER	REC-YDS	OPPONENT	DATE
Ken McLean	13-250	Texas	Nov. 25, 1965
Jason Carter	8-219	Texas State	Sept. 22, 2005
Ryan Tannehill	12-210	Kansas State	Oct. 11, 2008
Albert Connell	18-208	Colorado	Sept. 28, 1996
Ryan Swope	11-206	Baylor	Oct. 15, 2011
Hugh McElroy	5-180	at LSU	Sept. 19, 1970
Chris Taylor	6-177	Tulsa	Sept. 18, 1999
Robert Ferguson	7-174	Wyoming	Sept. 9, 2000
Chris Cole	6-174	North Texas	Sept. 26, 1998
Jimmy Teal	6-173	at SMU	Nov. 3, 1984
Jeff Fuller	11-171	Texas Tech	Oct. 30, 2010
Albert Connell	9-166	North Texas	Sept. 21, 1996
Barney Harris	13-162	at SMU	Nov. 9, 1968
Jeff Fuller	10-160	Louisiana Tech	Sept. 11, 2010
Mike Whitwell	5-160	at Baylor	Oct. 17, 1981
Terrence Murphy	8-156	at Missouri	Nov. 15, 2003
Carl Roaches	7-156	at LSU	Sept. 22, 1973
Jeff Fuller	8-154	vs Arkansas	Oct. 9, 2010
Greg Porter	9-154	at Oklahoma State	Nov. 2, 2002
Mike Whitwell	7-154	at Rice	Oct. 24, 1981
Terrence Murphy	7-150	Texas	Nov. 28, 2003
Ryan Swope	8-149	at Oklahoma	Nov. 5, 2011
Shane Garrett	2-147	SMU	Nov. 4, 1989
Terrence Murphy	10-146	at Colorado	Oct. 13, 2001
Jamaar Taylor	9-146	at Colorado	Oct. 13, 2001
Jamaar Taylor	5-145	Baylor	Oct. 11, 2003
Mike Whitwell	6-145	at Houston	Oct. 11, 1980
Tony Harrison	6-144	at TCU	Nov. 7, 1991
Jason Carter	5-143	SMU	Sept. 17, 2005
Chris Taylor	4-143	Kansas	Oct. 16, 1999
Uzoma Nwachukwu	8-141	Oklahoma State	Oct. 10, 2009
Shane Garrett	5-139	North Texas	Sept. 22, 1990
Jamaar Taylor	6-138	Texas Tech	Oct. 5, 2002
Ryan Swope	9-137	Kansas	Nov. 19, 2011
Ryan Swope	8-136	Oklahoma	Nov. 6, 2010
Uzoma Nwachukwu	5-136	at Kansas State	Oct. 17, 2009
Jimmy Teal	5-135	at Baylor	Oct. 15, 1983
Keith Woodside	5-134	at SMU	Nov. 1, 1986
Martellus Bennett	5-133	at Baylor	Oct. 28, 2006
Jeff Fuller	6-132	Texas	Nov. 26, 2009
Jamaar Taylor	5-131	at Kansas	Oct. 19, 2002
Jeff Nelson	8-130	Tulsa	Sept. 28, 1985
Kerry Franks	5-128	Wyoming	Sept. 11, 2004
Terrence Murphy	5-128	Oklahoma	Nov. 9, 2002
Leeland McElroy	4-128	Tulsa	Sept. 16, 1995
Tony Harrison	4-125	at TCU	Nov. 20, 1993
Tony Harrison	7-125	at Tulsa	Sept. 21, 1991
Jesse Burditt	6-125	Texas	Nov. 25, 1943
Bethel Johnson	6-124	at Kansas	Oct. 19, 2002
Don Jones	2-123	Louisiana Tech	Sept. 26, 1981
Jeff Fuller	5-121	at Kansas	Oct. 23, 2010
Kerry Franks	4-120	Oklahoma State	Oct. 6, 2007
Jeff Fuller	7-119	vs Northwestern	Dec. 31, 2011
Robert Ferguson	11-119	at Oklahoma State	Nov. 4, 2000
Rod Harris	5-119	at TCU	Nov. 21, 1987
Brandal Jackson	4-118	vs Arkansas	Oct. 3, 2009
Jamaar Taylor	5-118	Louisiana Tech	Sept. 28, 2002
Chris Cole	5-118	Oklahoma	Nov. 7, 1998
Jimmie Williams	5-118	vs Oklahoma State	Dec. 12, 1981
Gerald Carter	7-117	SMU	Nov. 3, 1979
Curtis Dickey	6-117	at Texas Tech	Sept. 24, 1977
Terrence Murphy	8-116	at Utah	Sept. 2, 2004
Kerry Franks	3-115	Missouri	Oct. 14, 2006
Earvin Taylor	7-113	Texas	Nov. 23, 2007
Albert Connell	7-112	Middle Tenn. St.	Nov. 16, 1995
Percy Waddle	5-112	at TCU	Sept. 16, 1989
Jeff Fuller	10-111	New Mexico	Sept. 5, 2009
Jamie McCoy	7-110	at Iowa State	Oct. 25, 2008
Jamaar Taylor	6-110	Pittsburgh	Sept. 27, 2003
Albert Connell	5-110	at Texas Tech	Oct. 7, 1995



Ryan Swope



Uzoma Nwachukwu

Ryan Swope	8-109	SMU	Sept. 4, 2011
Ryan Mathews	5-108	at TCU	Nov. 7, 1991
Shane Garrett	6-108	at Houston	Oct. 13, 1990
Jeff Fuller	7-107	Texas	Nov. 24, 2011
Bethel Johnson	6-107	at Oklahoma State	Nov. 2, 2002
Terrence Murphy	5-107	at Kansas State	Oct. 20, 2001
Chris Sanders	4-107	TCU	Nov. 19, 1994
Jeff Nelson	7-107	Texas	Nov. 28, 1985
Rich Siler	6-107	California	Sept. 3, 1983
Ryan Swope	13-106	SFA	Sept. 4, 2010
Bethel Johnson	4-106	vs Louisiana Tech	Sept. 4, 1999
Ryan Swope	8-105	vs Northwestern	Dec. 31, 2011
Ryan Swope	7-105	Oklahoma State	Sept. 24, 2011
Ryan Swope	7-105	Texas Tech	Oct. 30, 2010
Robert Ferguson	8-105	Oklahoma	Nov. 11, 2000
Tony Harrison	7-105	at Rice	Oct. 23, 1993
Percy Waddle	6-105	vs Pittsburgh	Dec. 30, 1989
Ryan Tannehill	5-104	Texas Tech	Oct. 18, 2008
Terrence Murphy	5-104	at Oklahoma State	Oct. 16, 2004
Gerald Carter	6-104	vs BYU	Sept. 8, 1979
Earvin Taylor	3-103	Oklahoma	Nov. 6, 2004
Rod Harris	9-103	at Oklahoma State	Sept. 24, 1988
Carl Roaches	5-103	TCU	Oct. 21, 1972
Jeff Fuller	7-102	vs Georgia	Dec. 28, 2009
Tim Van Zant	5-102	Kansas	Nov. 1, 2003
Tim Van Zant	7-102	at Virginia Tech	Sept. 18, 2003

Russell Mikeska	6-102	at Arkansas	Nov. 18, 1978
Uzoma Nwachukwu	3-101	Utah State	Sept. 19, 2009
Terrence Murphy	4-101	at Texas	Nov. 29, 2002
Chad Schroeder	6-101	The Citadel	Sept. 2, 2006
Bethel Johnson	8-101	Colorado	Oct. 7, 2000
Gary Oliver	8-101	at Arkansas	Nov. 17, 1990
Ryan Tannehill	9-100	at Colorado	Nov. 7, 2009
Jimmy Teal	6-100	at Texas	Dec. 1, 1984

GAME RECEPTIONS

PLAYER	REC.	OPPONENT	DATE
Albert Connell	18	Colorado	Sept. 28, 1996
Ryan Swope	13	SFA	Sept. 4, 2010
Ken McLean	13	Texas	Nov. 25, 1965
Barney Harris	13	at SMU	Nov. 9, 1968
Ryan Tannehill	12	Kansas State	Oct. 11, 2008
Keith Woodside	12	at Arkansas	Nov. 15, 1986
Ryan Swope	11	Baylor	Oct. 15, 2011
Jeff Fuller	11	Texas Tech	Oct. 30, 2010
Robert Ferguson	11	at Oklahoma State	Nov. 4, 2000
Jeff Fuller	10	Louisiana Tech	Sept. 11, 2010
Jeff Fuller	10	New Mexico	Sept. 5, 2009
Terrence Murphy	10	at Colorado	Oct. 13, 2001
Ryan Swope	9	Kansas	Nov. 19, 2011
Ryan Swope	9	at Kansas State	Nov. 12, 2011
Jeff Fuller	9	vs Arkansas	Oct. 1, 2011
Cyrus Gray	9	Nebraska	Nov. 20, 2010
Ryan Swope	9	at Kansas	Oct. 23, 2010
Ryan Tannehill	9	at Colorado	Nov. 7, 2009
Mike Goodson	9	Texas Tech	Oct. 18, 2008
Jason Carter	9	Iowa State	Oct. 29, 2005
Greg Porter	9	at Oklahoma State	Nov. 2, 2002
Jamaar Taylor	9	at Colorado	Oct. 13, 2001
Albert Connell	9	North Texas	Sept. 21, 1996
Rod Harris	9	at Oklahoma State	Sept. 24, 1988
Ryan Swope	8	vs Northwestern	Dec. 31, 2011
Ryan Swope	8	at Oklahoma	Nov. 5, 2011
Ryan Swope	8	Missouri	Oct. 29, 2011
Ryan Swope	8	SMU	Sept. 24, 2011
Uzoma Nwachukwu	8	at Baylor	Nov. 13, 2010
Ryan Swope	8	Oklahoma	Nov. 6, 2010
Jeff Fuller	8	vs Arkansas	Oct. 9, 2010
Jeff Fuller	8	at Oklahoma State	Sept. 30, 2010
Uzoma Nwachukwu	8	Oklahoma State	Oct. 10, 2009
Jeff Fuller	8	at Iowa State	Oct. 25, 2008
Martellus Bennett	8	Kansas	Oct. 27, 2007
Jason Carter	8	Texas State	Sept. 22, 2005
Terrence Murphy	8	at Utah	Sept. 2, 2004
Terrence Murphy	8	at Texas	Nov. 26, 2004
Terrence Murphy	8	at Missouri	Nov. 15, 2003
Don Ellis	8	Arkansas	Nov. 1, 1952
Doug Teague	8	Baylor	Oct. 21, 1978
Rod Bernstine	8	Southern Miss	Sept. 27, 1986
Keith Woodside	8	at Houston	Oct. 11, 1986
Rod Bernstine	8	TCU	Nov. 22, 1986
Keith Woodside	8	at Texas	Nov. 27, 1986
Jeff Nelson	8	Tulsa	Sept. 28, 1985
Johnny Hector	8	at Houston	Oct. 9, 1982
Gary Oliver	8	at Arkansas	Nov. 17, 1990
Greg Schorp	8	Louisville	Nov. 7, 1992
Albert Connell	8	Kansas State	Oct. 19, 1996
Robert Ferguson	8	Texas Tech	Sept. 30, 2000
Robert Ferguson	8	Oklahoma	Nov. 11, 2000
Bethel Johnson	8	UTEP	Sept. 16, 2000
Bethel Johnson	8	Colorado	Oct. 7, 2000

SINGLE GAME TOUCHDOWNS

PLAYER	Tds	OPPONENT	DATE
Ryan Swope	4	Baylor	Oct. 15, 2011
Jeff Fuller	3	Texas	Nov. 26, 2009
Uzoma Nwachukwu	3	Utah State	Sept. 19, 2009
Don Ellis	3	Arkansas	Nov. 1, 1952
Don Jones	3	Rice	Oct. 23, 1982
Chris Cole	3	North Texas	Sept. 26, 1998

RECEIVING — SEASON

SEASON RECEIVING YARDS

PLAYER	REC.	YEAR
Ryan Swope	1,207	2011
Jeff Fuller	1,066	2010
Robert Ferguson	885	2000
Albert Connell	872	1996
Ryan Tannehill	844	2008
Ken McLean	835	1965
Jeff Fuller	828	2011
Ryan Swope	825	2010
Jason Carter	802	2005
Terrence Murphy	762	2003
Jamaar Taylor	760	2002
Barney Harris	745	1968

PLAYER	REC.	YEAR
Mike Whitwell	731	1981
Terrence Murphy	721	2004
Bethel Johnson	718	2002
Rod Bernstine	710	1986
Uzoma Nwachukwu	708	2009
Greg Porter	669	2002
Chris Cole	667	1998
Albert Connell	653	1995
Jeff Nelson	651	1985
Uzoma Nwachukwu	639	2011
Jimmy Teal	631	1984
Jeff Fuller	630	2008

PLAYER	REC.	YEAR
Chad Schroeder	612	2006
Ryan Tannehill	609	2009
Mike Whitwell	603	1980
Keith Woodside	603	1986
Percy Waddle	600	1989
Terrence Murphy	599	2002
Rod Harris	592	1988
Chris Taylor	591	1999
Martellus Bennett	587	2007
Tony Harrison	577	1991

SEASON TOUCHDOWNS

PLAYER	TDs	YEARS
Jeff Fuller	12	2010
Ryan Swope	11	2011
Jeff Fuller	9	2008
Bethel Johnson	8	2002
Bob Long	8	1968
Bob Long	8	1967
Jeff Fuller	7	2009
Albert Connell	7	1995
Jeff Fuller	6	2011
Uzoma Nwachukwu	6	2009
Jason Carter	6	2005
Robert Ferguson	6	2000
Albert Connell	6	1996
Tony Harrison	6	1991
Jimmy Teal	6	1984
Don Jones	6	1981
Ross Brupbacher	6	1969
Andy Hillhouse	6	1950
Ryan Tannehill	5	2008
Jamie McCoy	5	2008
Chris Cole	5	1998
Percy Waddle	5	1989
Rod Bernstine	5	1986
Keith Woodside	5	1986
Don Jones	5	1982
Homer May	5	1970

SEASON RECEPTIONS

PLAYER	REC.	YEAR
Ryan Swope	89	2011
Jeff Fuller	72	2010
Ryan Swope	72	2010
Jeff Fuller	70	2011
Rod Bernstine	65	1986
Ken McLean	60	1965
Robert Ferguson	58	2000
Albert Connell	57	1996
Terrence Murphy	56	2004
Ryan Tannehill	55	2008
Jason Carter	54	2005
Keith Woodside	52	1986
Jeff Nelson	51	1985

PLAYER	REC.	YEAR
Uzoma Nwachukwu	50	2011
Jeff Fuller	50	2008
Martellus Bennett	49	2007
Barney Harris	49	1968
Greg Porter	48	2002
Ryan Tannehill	46	2009
Terrence Murphy	44	2003
Jamaar Taylor	44	2002
Howard Morrow	43	2009
Jamie McCoy	43	2008
Bethel Johnson	42	2000
Jeff Fuller	41	2009
Albert Connell	41	1995

PLAYER	REC.	YEAR
Uzoma Nwachukwu	40	2009
Bethel Johnson	40	2002
Shea Walker	40	1986
Rich Siler	40	1983
Uzoma Nwachukwu	39	2010
Chad Schroeder	39	2006
Jamaar Taylor	39	2001
Gerald Carter	39	1979
Martellus Bennett	38	2006
Chris Cole	38	1998
Mike Goodson	37	2008
Rod Harris	37	1988
John Tracey	37	1958

RECEPTIONS BY CLASS

Class	Player	REC.	Year
Freshman	Ryan Tannehill	55	2008
Sophomore	Ryan Swope	72	2010

Class	Player	REC.	Year
Junior	Ryan Swope	89	2011
Senior	Jeff Fuller	70	2011

OTHER RECEIVING RECORDS

Most Yards Per Catch, Season
 Brian Mitchell 27.3..... (19 rec. for 519) 1991

YEARLY 100-YARD GAMES

PLAYER	REC-YDS	OPP.	DATE
Ryan Swope	8-109	SMU	Sept. 4, 2011
Ryan Swope	7-105	Oklahoma State	Sept. 24, 2011
Ryan Swope	11-206	Baylor	Oct. 15, 2011
Ryan Swope	8-149	at Oklahoma	Nov. 5, 2011
Ryan Swope	9-137	Kansas	Nov. 19, 2011
Jeff Fuller	7-107	Texas	Nov. 24, 2011
Jeff Fuller	7-119	vs Northwestern	Dec. 31, 2011
Ryan Swope	8-105	vs Northwestern	Dec. 31, 2011
Ryan Swope	13-106	SFA	Sept. 4, 2010
Jeff Fuller	10-160	Louisiana Tech	Sept. 11, 2010
Jeff Fuller	8-154	at Oklahoma State	Sept. 30, 2010
Jeff Fuller	8-121	at Kansas	Oct. 23, 2010
Jeff Fuller	11-121	Texas Tech	Oct. 30, 2010
Ryan Swope	7-105	Texas Tech	Oct. 30, 2010
Ryan Swope	8-136	Oklahoma	Nov. 6, 2010
Jeff Fuller	7-102	vs Georgia	Dec. 28, 2009
Jeff Fuller	6-132	Texas	Nov. 26, 2009
Ryan Tannehill	9-100	at Colorado	Nov. 7, 2009
Uzoma Nwachukwu	5-136	at Kansas State	Oct. 17, 2009
Uzoma Nwachukwu	8-141	Oklahoma State	Oct. 10, 2009
Brandal Jackson	4-118	vs Arkansas	Oct. 3, 2009
Uzoma Nwachukwu	3-101	Utah State	Sept. 19, 2009
Jeff Fuller	10-111	New Mexico	Sept. 5, 2009
Ryan Tannehill	12-210	Kansas State	Oct. 11, 2008
Jamie McCoy	7-110	at Iowa State	Oct. 25, 2008
Ryan Tannehill	5-104	Texas Tech	Oct. 18, 2008
Earvin Taylor	7-113	Texas	Nov. 23, 2007
Kerry Franks	4-120	Oklahoma State	Oct. 6, 2007
Martellus Bennett	5-133	at Baylor	Oct. 28, 2006
Kerry Franks	3-115	Missouri	Oct. 14, 2006
Chad Schroeder	6-101	The Citadel	Sept. 2, 2006
Jason Carter	8-219	Texas State	Sept. 22, 2005
Jason Carter	5-143	SMU	Sept. 17, 2005
Earvin Taylor	3-103	Oklahoma	Nov. 6, 2004
Terrence Murphy	5-104	at Oklahoma State	Oct. 16, 2004

PLAYER	REC-YDS	OPP.	DATE
Kerry Franks	5-128	Wyoming	Sept. 11, 2004
Terrence Murphy	8-116	at Utah	Sept. 2, 2004
Terrence Murphy	7-150	Texas	Nov. 28, 2003
Terrence Murphy	8-156	at Missouri	Nov. 15, 2003
Tim Van Zant	5-102	Kansas	Nov. 1, 2003
Jamaar Taylor	5-145	Baylor	Oct. 11, 2003
Jamaar Taylor	6-110	Pittsburgh	Sept. 27, 2003
Tim Van Zant	7-102	at Virginia Tech	Sept. 18, 2003
Terrence Murphy	4-101	at Texas	Nov. 29, 2002
Terrence Murphy	5-128	Oklahoma	Nov. 9, 2002
Bethel Johnson	6-107	at Oklahoma State	Nov. 2, 2002
Greg Porter	9-154	at Oklahoma State	Nov. 2, 2002
Bethel Johnson	6-124	at Kansas	Oct. 19, 2002
Jamaar Taylor	5-131	at Kansas	Oct. 19, 2002
Jamaar Taylor	6-138	Texas Tech	Oct. 5, 2002
Jamaar Taylor	5-118	Louisiana Tech	Sept. 28, 2002
Terrence Murphy	10-146	at Colorado	Oct. 13, 2001
Jamaar Taylor	9-146	at Colorado	Oct. 13, 2001
Terrence Murphy	5-107	at Kansas State	Oct. 20, 2001
Robert Ferguson	8-105	Oklahoma	Nov. 11, 2000
Robert Ferguson	11-119	at Oklahoma State	Nov. 4, 2000
Bethel Johnson	8-101	Colorado	Oct. 7, 2000
Robert Ferguson	7-174	Wyoming	Sept. 9, 2000
Chris Taylor	4-143	Kansas	Oct. 16, 1999
Chris Taylor	6-177	Tulsa	Sept. 18, 1999
Bethel Johnson	4-106	vs Louisiana Tech	Sept. 4, 1999
Chris Cole	5-118	Oklahoma	Nov. 7, 1998
Chris Cole	6-174	North Texas	Sept. 26, 1998
Albert Connell	18-208	Colorado	Sept. 28, 1996
Albert Connell	9-166	North Texas	Sept. 21, 1996
Leeland McElroy	4-128	Tulsa	Sept. 16, 1995
Albert Connell	7-112	Middle Tenn. St.	Nov. 16, 1995
Albert Connell	5-110	at Texas Tech	Oct. 7, 1995
Chris Sanders	4-107	TCU	Nov. 19, 1994
Tony Harrison	4-125	at TCU	Nov. 20, 1993

PLAYER	REC-YDS	OPP.	DATE
Tony Harrison	7-105	at Rice	Oct. 23, 1993
Ryan Mathews	5-108	at TCU	Nov. 7, 1991
Tony Harrison	6-144	at TCU	Nov. 7, 1991
Tony Harrison	7-125	at Tulsa	Sept. 21, 1991
Shane Garrett	5-139	North Texas	Sept. 22, 1990
Shane Garrett	6-108	at Houston	Oct. 13, 1990
Gary Oliver	8-101	at Arkansas	Nov. 17, 1990
Percy Waddle	6-105	vs Pittsburgh	Dec. 30, 1989
Shane Garrett	2-147	SMU	Nov. 4, 1989
Percy Waddle	5-112	at TCU	Sept. 16, 1989
Rod Harris	9-103	at Oklahoma State	Sept. 24, 1988
Rod Harris	5-119	at TCU	Nov. 21, 1987
Keith Woodside	5-134	at SMU	Nov. 1, 1986
Jeff Nelson	7-107	Texas	Nov. 28, 1985
Jeff Nelson	8-130	Tulsa	Sept. 28, 1985
Jimmy Teal	6-100	at Texas	Dec. 1, 1984
Jimmy Teal	6-173	at SMU	Nov. 3, 1984
Rich Siler	6-107	California	Sept. 3, 1983
Jimmy Teal	5-135	at Baylor	Oct. 15, 1983
Jimmie Williams	5-118	vs Oklahoma State	Dec. 12, 1981
Mike Whitwell	7-154	at Rice	Oct. 24, 1981
Mike Whitwell	5-160	at Baylor	Oct. 17, 1981
Don Jones	2-123	Louisiana Tech	Sept. 26, 1981
Mike Whitwell	6-145	at Houston	Oct. 11, 1980
Gerald Carter	7-117	SMU	Nov. 3, 1979
Gerald Carter	6-104	vs BYU	Sept. 8, 1979
Russell Mikeska	6-102	at Arkansas	Nov. 18, 1978
Curtis Dickey	6-117	at Texas Tech	Sept. 24, 1977
Carl Roaches	7-156	at LSU	Sept. 22, 1973
Carl Roaches	5-103	TCU	Oct. 21, 1972
Hugh McElroy	5-180	at LSU	Sept. 19, 1970
Barney Harris	13-162	at SMU	Nov. 9, 1968
Ken McLean	13-250	Texas	Nov. 25, 1965
Jesse Burditt	6-125	Texas	Nov. 25, 1943

RECORDS

RECEIVING — CAREER

CAREER RECEIVING YARDS

PLAYER	YARDS	YEARS
Jeff Fuller	3,092	2008-11
Terrence Murphy	2,600	2001-04
Ryan Swope	2,204	2009-
Uzoma Nwachukwu	1,754	2009-
Bethel Johnson	1,740	1999-02
Jamaar Taylor	1,705	2001-03
Ryan Tannehill	1,596	2008-11
Tony Harrison	1,576	1990-93
Albert Connell	1,525	1995-96
Jason Carter	1,457	2002-05
Shea Walker	1,411	1983-86
Rod Harris	1,395	1985-88
Mike Whitwell	1,372	1978-81
Chris Cole	1,363	1996-99
Chris Taylor	1,316	1997-00
Barney Harris	1,298	1967-69
Bob Long	1,298	1966-68
Jimmy Teal	1,258	1982-84
Martellus Bennett	1,246	2005-07
Brian Mitchell	1,232	1991-94
Chad Schroeder	1,223	2003-06
Richard Osborne	1,181	1972-75
Ryan Mathews	1,174	1991-94

CAREER TOUCHDOWNS

PLAYER	TDS	YEARS
Jeff Fuller	34	2008-11
Bob Long	19	1966-68
Ryan Swope	16	2009-
Tony Harrison	14	1990-93
Albert Connell	13	1995-96
Uzoma Nwachukwu	12	2009-
Chad Schroeder	12	2003-06
Bethel Johnson	11	1999-02
Jeff Nelson	11	1982-85
Don Jones	11	1980-83
Ryan Tannehill	10	2008-11
Martellus Bennett	10	2005-07
Terrence Murphy	10	2001-04
Jamaar Taylor	10	2001-03
Jimmy Teal	9	1982-84
Chris Cole	8	1996-99
Rod Bernstine	8	1983-86
Shea Walker	8	1983-86
Homer May	8	1970-72
Jamie McCoy	7	2006-09
Mike Goodson	7	2006-08
Chris Taylor	7	1997-00
Derrick Spiller	7	1995-98
Brian Mitchell	7	1991-94
Rod Harris	7	1985-87

CAREER RECEPTIONS

PLAYER	REC.	YEARS
Jeff Fuller	233	2008-11
Ryan Swope	180	2009-
Terrence Murphy	172	2001-04
Uzoma Nwachukwu	126	2009-
Bethel Johnson	117	1999-02
Ryan Tannehill	112	2008-11
Keith Woodside	110	1983-87
Jamaar Taylor	108	2001-03
Martellus Bennett	105	2005-07
Rod Bernstine	105	1983-86
Cyrus Gray	103	2008-11
Jason Carter	102	2002-05
Albert Connell	98	1995-96
Shea Walker	98	1983-86
Jeff Nelson	92	1982-85
Barney Harris	91	1967-69
Mike Goodson	90	2006-08
Tony Harrison	89	1990-93
Rod Harris	87	1985-88
Richard Osborne	86	1972-75
Chris Cole	85	1996-99
Greg Porter	84	1999-02
Chris Taylor	83	1997-00



Jeff FULLER

OTHER RECEIVING RECORDS

Most Yards Per Catch, Career
Mike Whitwell 22.5... 61 for 1,372 ...1978-81

SCORING

GAME

PLAYER	TD	PTS.	OPPONENT	DATE
Jelly Woodman	7*	44*	New Mexico	Oct. 16, 1926
Ryan Swope	4	24	Baylor	Oct. 15, 2011
Cyrus Gray	4	24	at Baylor	Nov. 13, 2010
Jorvorskie Lane	4	26	Fresno State	Sept. 8, 2007
Preston Smith	4	25	Ellington Field	Sept. 22, 1945
Uzoma Nwachukwu	4	24	Utah State	Sept. 19, 2009
Jorvorskie Lane	4	24	Nebraska	Oct. 20, 2007
Jorvorskie Lane	4	24	Louisiana-Lafayette	Sept. 9, 2006
Leeland McElroy	4	24	Tulsa	Sept. 16, 1995

* SWC record

SEASON

PLAYER	YEAR	TD	PAT	FG	TP
Randy Bullock	2011	0	55	29	142
Joel Hunt	1927	19	n/a	n/a	128
Jorvorskie Lane	2006	19	0	0	114
Darren Lewis	1990	19	0	0	114
D'Andre Hardeman	1996	18	0	0	108
Jorvorskie Lane	2007	17	2	0	104
Kyle Bryant	1997	0	48	18	102
George Woodard	1976	17	0	0	102
Greg Hill	1992	17	0	0	102
Scott Slater	1986	0	37	21	100
Randy Bullock	2010	0	50	16	98
Leeland McElroy	1995	16	0	0	96
Rodney Thomas	1994	16	0	0	96
Cyrus Gray	2011	15	0	0	90
Terry Venetoulias	1993	0	51	13	90
Kyle Bryant	1996	0	35	18	89
Terry Venetoulias	1991	0	49	13	88
Randy Bullock	2009	0	51	12	87
Terry Venetoulias	1992	0	39	16	87
Tony Franklin	1977	0	38	16	86
Todd Pegram	2005	0	41	15	86



Jorvorskie LANE

CAREER

PLAYER	YEARS	TD	PAT	FG	TP
Randy Bullock	2008-11	0	176	63	365
Kyle Bryant	1994-97	0	145	60	325
Todd Pegram	2002-05	0	141	56	309
Jorvorskie Lane	2005-08	50	2	0	302
Tony Franklin	1975-78	0	123	56	291
Rodney Thomas	1991-94	45	0	0	270
Darren Lewis	1987-90	45	0	0	270
Terry Venetoulias	1990-93	0	139	42	265
Leeland McElroy	1993-95	40	0	0	240
Cyrus Gray	2008-11	38	0	0	228
Joel Hunt	1925-27	30	29	5	224
Scott Slater	1985-88	0	96	42	222
David Hardy	1979-82	0	90	43	219
Jeff Fuller	2008-11	34	0	0	206

SEASON-KICKER ONLY

PLAYER	YEAR	PAT	FG	TP
Randy Bullock	2011	55	29	142
Kyle Bryant	1997	48	18	102
Scott Slater	1986	37	21	100
Randy Bullock	2010	50	16	98
Terry Venetoulias	1993	51	13	90
Kyle Bryant	1996	35	18	89
Terry Venetoulias	1991	49	13	88
Randy Bullock	2009	51	12	87
Terry Venetoulias	1990	39	16	87
Tony Franklin	1977	38	16	86
Todd Pegram	2005	41	15	86

CAREER-KICKER ONLY

PLAYER	YEAR	PAT	FG	TP
Randy Bullock	2008-11	176	63	365
Kyle Bryant	1994-97	145	60	325
Todd Pegram	2002-05	141	56	309
Tony Franklin	1976-79	123	56	291
Terry Venetoulias	1990-93	139	42	265
Todd Pegram	2002-05	141	56	309
Scott Slater	1985-88	96	42	222
David Hardy	1979-82	90	43	219
Terence Kitchens	1998-00	65	30	155
Layne Talbot	1987-90	88	21	151

RECORDS



FIELD GOALS — GAME

LONGEST

PLAYER	YARDS	OPPONENT	DATE
Tony Franklin	65	Baylor	Oct. 16, 1976
Tony Franklin	64	Baylor	Oct. 16, 1976
Tony Franklin	62	vs Florida	Jan. 2, 1977
Terence Kitchens	62	Southern Miss	Sept. 25, 1999
Kyle Bryant	61	Southern Miss	Sept. 24, 1994
Tony Franklin	59	at Rice	Nov. 15, 1975
Layne Talbot	59	Baylor	Oct. 20, 1990
Alan Smith	59	Arkansas State	Sept. 17, 1983
David Hardy	57	UTA	Sept. 18, 1982
Tony Franklin	57	at Texas	Nov. 25, 1976
Randy Haddox	57	Arkansas	Nov. 02, 1974
Alan Smith	57	Arkansas State	Sept. 17, 1983

GAME

PLAYER	NO.	OPPONENT	DATE
Alan Smith	6*	Arkansas State	Sept. 17, 1983
Todd Pegram	5	Colorado	Oct. 23, 2004
Tony Franklin	5	Rice	Oct. 23, 1976
Randy Bullock	4	vs Northwestern	Dec. 31, 2011
Randy Bullock	4	at Iowa State	Oct. 22, 2011
Randy Bullock	4	Texas	Nov. 24, 2011
Todd Pegram	4	Arkansas State	Aug. 30, 2003
Terence Kitchens	4	at Texas Tech	Oct. 2, 1999
Kyle Bryant	4	Oklahoma	Nov. 16, 1996
Scott Slater	4	at TCU	Nov. 21, 1987
Scott Slater	4	at Houston	Oct. 11, 1986
David Hardy	4	UTA	Sept. 18, 1982

* SWC record



**Tony
FRANKLIN**

OTHER GAME RECORDS

Most FG over 40 Yards

Alan Smith 5 vs. Arkansas State..... Sept. 17, 1983

Most FG over 60 Yards

Tony Franklin 2 vs. Baylor..... Oct. 16, 1976

FIELD GOALS — SEASON

SEASON

PLAYER	FG-ATT.	PCT.	YEAR
Randy Bullock	29-33	.879	2011
Scott Slater	21-27	.778	1986
Kyle Bryant	18-22	.818	1997
Kyle Bryant	18-23	.783	1996
Alan Smith	18-26	.692	1983
Todd Pegram	17-22	.773	2003
Tony Franklin	17-26	.654	1976
Kyle Bryant	17-25	.680	1994
Randy Bullock	16-21	.762	2010
David Hardy	16-22	.727	1982
Terry Venetoulias	16-23	.696	1992
Tony Franklin	16-28	.571	1977
Russell Bynum	16-20	.800	1998
Matt Szymanski	15-25	.600	2007
Todd Pegram	15-19	.789	2005
Terence Kitchens	15-18	.833	2000
Terence Kitchens	15-23	.652	1999
Eric Franklin	15-27	.556	1985
Scott Slater	15-22	.682	1987
Terry Venetoulias	13-18	.722	1991
David Hardy	13-19	.684	1981
Terry Venetoulias	13-19	.684	1993

SEASON PERCENTAGE

(min. 12 FGM)

PLAYER	FG-ATT.	PCT.	YEAR
Todd Pegram	12-13	.923	2004
Randy Bullock	29-33	.879	2011
Terence Kitchens	15-18	.833	2000
Kyle Bryant	18-22	.818	1997
Russell Bynum	16-20	.800	1998
Layne Newmann	12-15	.800	2006
Todd Pegram	15-19	.789	2005
Kyle Bryant	18-23	.783	1996
Scott Slater	21-27	.778	1986
Todd Pegram	17-22	.773	2003
Randy Bullock	16-21	.762	2010
David Hardy	16-22	.727	1982
Terry Venetoulias	13-18	.722	1991
Terry Venetoulias	16-23	.696	1992
Alan Smith	18-26	.692	1983


OTHER SEASON RECORDS

Best Pct., under 40 Yards..... Scott Slater..... 1.000.....16-16 ... 1986

Best Pct., over 40 Yards..... Randy Bullock... .813.....13-16 ... 2011

Most FG Att. over 60 Yards..... Tony Franklin..... 2 1976

Most FG Made over 60 Yards.... Tony Franklin 2 1976



**Randy
BULLOCK**

FIELD GOALS — CAREER

CAREER

PLAYER	FG-ATT.	PCT.	YEARS
Randy Bullock	63-80	.788	2008-11
Kyle Bryant	60-85	.706	1994-97
Todd Pegram	56-75	.747	2002-05
Tony Franklin	56-101	.554	1975-78
David Hardy	43-63	.683	1979-82
Terry Venetoulias	42-60	.700	1990-93
Scott Slater	42-61	.689	1986-88
Alan Smith	32-51	.627	1980-84
Terence Kitchens	30-41	.732	1998-00
Layne Talbot	21-32	.656	1987-90
Eric Franklin	20-32	.625	1984-86
Pat McDermott	20-38	.526	1970-72
Randy Haddox	19-40	.475	1973-74

CAREER PERCENTAGE

(min. 20 FGM)

PLAYER	FG-ATT.	PCT.	YEAR
Randy Bullock	63-80	.788	2008-11
Todd Pegram	56-75	.747	2002-05
Terence Kitchens	30-41	.732	1998-00
Kyle Bryant	60-85	.706	1994-97
Terry Venetoulias	42-60	.700	1990-93
Scott Slater	42-61	.689	1985-88
David Hardy	43-63	.683	1979-82
Layne Talbot	21-32	.656	1987-90

OTHER CAREER RECORDS

Best Pct., under 40 Yards

Terry Venetoulias882..... 30-34 1990-93

Best Pct., over 40 Yards

Randy Bullock667..... 20-30 2008-11

Most FG att. over 60 Yards

Tony Franklin11..... 1976-79

Most FG made over 60 Yards

Tony Franklin3..... 1976-79

Most FG att. over 50 Yards

Tony Franklin38..... 1976-79

Most FG made over 50 Yards

Tony Franklin16..... 1976-79

RECORDS

EXTRA POINTS

GAME

PLAYER	NO.	OPPONENT	DATE
Todd Pegram	10	Baylor	Oct. 11, 2003
Terry Venetoulis	10	Missouri	Sept. 18, 1993
Kyle Bryant	9	Southwestern La.	Sept. 20, 1997
Kyle Bryant	9	Louisiana Tech	Oct. 5, 1996
Terry Venetoulis	9	SMU	Nov. 23, 1991
Layne Talbot	9	Southwestern La.	Sept. 15, 1990
Layne Talbot	9	SMU	Nov. 4, 1989
Scott Slater	9	TCU	Nov. 22, 1986
Randy Bullock	8	Kansas	Nov. 19, 2011
Randy Bullock	8	UAB	Sept. 26, 2009
Todd Pegram	8	Oklahoma State	Oct. 15, 2005
Terence Kitchens	8	Tulsa	Sept. 18, 1999
Kyle Bryant	8	Iowa State	Oct. 11, 1997
Kyle Bryant	8	Sam Houston State	Sept. 6, 1997
Tony Franklin	8	TCU	Nov. 20, 1976



Todd
PEGRAM

SEASON

PLAYER	YEAR	PAT-ATT.
Randy Bullock	2011	55-57
Randy Bullock	2009	51-51
Terry Venetoulis	1993	51-51
Randy Bullock	2010	50-50
Layne Talbot	1990	50-51
Terry Venetoulis	1991	49-50
Kyle Bryant	1997	48-48
Todd Pegram	2005	41-41
Matt Szymanski	2007	39-40
Terry Venetoulis	1992	39-43
Layne Talbot	1989	38-38
Tony Franklin	1977	38-38
Todd Pegram	2004	37-42
Scott Slater	1986	37-38
Kyle Bryant	1996	35-38
Terence Kitchens	2000	34-36
Darrow Hooper	1950	34-45
Todd Pegram	2002	32-33
David Hardy	1982	32-32

CAREER

PLAYER	YEARS	PAT-ATT.
Randy Bullock	2008-11	176-179
Kyle Bryant	1994-97	145-152
Todd Pegram	2002-05	141-150
Terry Venetoulis	1990-93	139-144
Tony Franklin	1975-78	123-132
Scott Slater	1986-88	96-99
David Hardy	1979-82	90-99
Layne Talbot	1987-90	88-89
Terence Kitchens	1998-00	65-67
Darrow Hooper	1950-52	62-83
Randy Haddox	1973-74	59-63

SPECIAL TEAMS RECORDS

PUNT RETURNS

LONGEST

PLAYER	YARDS	OPPONENT	DATE
Bob Goode	98	Ellington Field	Sept. 22, 1945
Charlie Royalty	93	at Villanova	Sept. 18, 1948
Carl Roaches	84	Rice	Nov. 18, 1972
Aaron Glenn	76	Missouri	Sept. 18, 1993
Preston Smith	74	at Arkansas	Nov. 3, 1945
Kevin Smith	73	Texas	Nov. 28, 1991
Dustin Harris	72	Kansas	Nov. 24, 2011
Marion Flanagan	72	at Oklahoma	Oct. 5, 1946
Dick Todd	72	SMU	Nov. 6, 1937
Kevin Smith	71	at Rice	Nov. 2, 1991
Carl Roaches	71	SMU	Nov. 10, 1973
Barney Welch	71	at Texas	Nov. 26, 1942
Danté Hall	70	Iowa State	Oct. 11, 1997
Yale Lary	69	at SMU	Nov. 11, 1950
Danté Hall	69	at Iowa State	Oct. 12, 1996

SINGLE GAME YARDS

PLAYER	RT-YDS	OPPONENT	DATE
Dustin Harris	3-162	Kansas	Nov. 19, 2011
Aaron Glenn	3-131	Missouri	Sept. 18, 1993
Rod Harris	8-123	Louisiana Tech	Oct. 31, 1987
Billy Mitchell	8-116	at Houston	Oct. 8, 1994
Rod Harris	7-108	Arkansas	Nov. 14, 1987
Billy Cannon	4-110	Arkansas State	Sept. 17, 1983
Danté Hall	6-102	Oklahoma	Nov. 16, 1996
Ray Mickens	4-99	Houston	Oct. 28, 1995
Bob Goode	1-98	Ellington Field	Sept. 22, 1945
Carl Roaches	3-96	SMU	Nov. 10, 1973

OTHER PUNT RETURN RECORDS

Single Game Returns.....	Carl Roaches.....	10.....	Sept. 20, 1975
	(SWC record)	58 yards at LSU	
Season Returns	Marion Flanagan	49	1943
Career Return	Rod Harris	116	1985-88
Highest Career Average	Yale Lary	18.1	1949-51
		33 ret. for 597 yards	
Season Returns	Carl Roaches.....	2	1972
for Touchdowns	Rod Harris	2	1987
	Aaron Glenn.....	2	1993
Career Returns	Kevin Smith	3	1988-91
for Touchdowns			

SEASON YARDS

PLAYER	RT - YDS	AVG.	YEAR
Danté Hall	43 - 573	13.3	1996
Marion Flanagan	49 - 475	9.7	1943
Dick Todd	28 - 426	15.2	1937
Dick Todd	32 - 403	12.6	1938
Rod Harris	37 - 391	10.6	1987
Yale Lary	24 - 388	16.2	1951
Rod Harris	42 - 345	8.2	1986
Aaron Glenn	17 - 339	19.9	1993
Dustin Harris	18-335	18.6	2011
Jimmie Hawkins	39 - 331	8.5	1985
Dick Todd	31 - 318	10.3	1936
David Scott	46 - 318	6.9	1979
Derrick Frazier	29 - 301	10.4	1992
Jimmie Hawkins	33 - 298	9.0	1984
Carl Roaches	38 - 287	7.5	1972
Chris Taylor	32 - 285	7.7	1998
Ray Mickens	24 - 281	11.7	1995


CAREER YARDS

PLAYER	RT - YDS	AVG.	YEARS
Dick Todd	91-1147	12.6	1936-38
Rod Harris	116-971	8.4	1985-88
Danté Hall	78-943	12.1	1996-99
Carl Roaches	115-924	8.0	1972-75
Jimmie Hawkins	87-750	8.6	1982-85
Billy Cannon	86-649	7.6	1980-83
Yale Lary	33-597	18.1	1949-51
Chris Taylor	76-581	7.6	1997-00
Dustin Harris	42-553	13.2	2009-
David Scott	79-439	9.3	1979-80
Ray Mickens	29-348	12.0	1992-95
Dave Elmendorf	37-345	4.4	1968-70
Shane Garrett	45-344	7.6	1988-90
George Hargett	37-341	9.2	1961-63

YARDAGE RECORDS BY CLASS

CLASS / PLAYER	YARDS	YEAR
Freshman		
Danté Hall	573	1996
Sophomore		
Marion Flanagan	475	1943
Junior		
Dick Todd	426	1937
Senior		
Dick Todd	403	1938

RECORDS



Dustin
HARRIS



KICKOFF RETURNS

LONGEST RETURNS

PLAYER	YARDS	OPPONENT	DATE
Coryell Judie	100	Oklahoma	Nov. 6, 2010
Sirr Parker	100	at Texas	Nov. 29, 1996
Leeland McElroy	100	Southern Miss	Sept. 24, 1994
Leeland McElroy	100	Texas	Nov. 25, 1993
Carl Roaches	100	Boston College	Sept. 29, 1973
Dan McIlhany	100	Texas Tech	Oct. 6, 1962
Bob Smith	100	vs Georgia	Dec. 8, 1950
Cyrus Gray	99	at Colorado	Nov. 7, 2009
Kerry Franks	99	Texas Tech	Sept. 30, 2006
Cyrus Gray	98	Oklahoma	Nov. 8, 2008
Joel Hunt	97	Arkansas	Oct. 15, 1927
Carl Roaches	97	at LSU	Sept. 23, 1972
Billy Mitchell	95	at Houston	Nov. 12, 1992
Hugh McElroy	94	at Nebraska	Sept. 25, 1971
Leeland McElroy	93	at Rice	Oct. 23, 1993
Larry Horton	92	LSU	Sept. 2, 1989
Bob Goode	90	at Oklahoma	Oct. 2, 1948

SINGLE GAME YARDS

PLAYER	YARDS	OPP.	DATE
Cyrus Gray	261	Oklahoma	Nov. 8, 2008
Coryell Judie	197	vs. LSU	Jan. 7, 2011
Carl Roaches	193	Boston College	Sept. 29, 1973
Cyrus Gray	181	at Colorado	Nov. 7, 2009
Ryan Swope	180	Texas	Nov. 26, 2009
Leeland McElroy	181	at Rice	Oct. 23, 1993
Cyrus Gray	157	vs Georgia	Dec. 28, 2009
Cyrus Gray	157	Texas Tech	Nov. 18, 2008
Coryell Judie	150	at Baylor	Nov. 13, 2010
Cyrus Gray	146	at Texas	Nov. 27, 2008
Cyrus Gray	145	at Oklahoma State	Oct. 4, 2008
Jack Pardee	139	at Texas	Nov. 29, 1956
Terrence Murphy	135	Arkansas State	Aug. 30, 2003
Billy Mitchell	133	at Houston	Nov. 12, 1992

SEASON YARDS

PLAYER	RET-YDS	AVG.	YEAR
Cyrus Gray	49 - 1,169	23.9	2008
Kerry Franks	25 - 644	25.8	2007
Cyrus Gray	27 - 642	23.8	2009
Terrence Murphy	23 - 626	27.2	2003
Coryell Judie	20 - 605	30.2	2010
Leeland McElroy	15 - 590	39.3	1993
Dave Elmendorf	23 - 457	19.4	1970
Kerry Franks	16 - 443	27.7	2006
Hugh McElroy	17 - 439	25.8	1971
Carl Roaches	15 - 426	28.4	1973
Carl Roaches	18 - 426	23.7	1972
Larry Horton	17 - 420	24.7	1989
Don Ellis	17 - 413	24.2	1952
Bob Goode	16 - 407	25.4	1948
Rod Harris	22 - 388	17.6	1988
Dustin Harris	16 - 374	23.4	2011
Pierre Brown	16 - 344	21.5	2007
Jason Carter	18 - 344	19.1	2005
Billy Mitchell	11 - 336	30.5	1992
Jason Carter	18 - 330	18.3	2004

CAREER YARDS

PLAYER	RET-YDS	AVG.	YEARS
Cyrus Gray	99 - 2,349	23.7	2008-11
Rod Harris	59 - 1,209	20.5	1985-88
Kerry Franks	46 - 1,169	25.4	2004-07
Leeland McElroy	30 - 1,099	36.6	1993-95
Carl Roaches	43 - 1,087	25.3	1972-75
Jason Carter	48 - 977	20.4	2002-05
Terrence Murphy	31 - 761	24.5	2001-04
Larry Stegent	39 - 714	18.3	1967-69
Danté Hall	32 - 716	22.4	1996-99
Dave Elmendorf	35 - 689	19.7	1968-70
Coryell Judie	28 - 806	28.8	2010-11
Don Ellis	26 - 591	22.7	1952-53

YARDAGE RECORDS BY CLASS

CLASS / PLAYER	YARDS	YEAR
Freshman		
Cyrus Gray	1,169	2008
Sophomore		
Cyrus Gray	642	2009
Junior		
Terrence Murphy	626	2003
Senior		
Kerry Franks	644	2007

OTHER KICKOFF RETURN RECORDS

Most Returns, Game Cyrus Gray..... 8.....Dec. 28, 2009 vs. Georgia
Most Returns, Season Cyrus Gray..... 76.....2009
Most Returns, Career Cyrus Gray..... 99.....2008-11
Highest Return Average, Season Leeland McElroy..... 39.3.....1993
Highest Return Average, Career Leeland McElroy..... 36.6.....1993-95
Season Returns for Touchdowns Leeland McElroy..... 3.....1993
Career Returns for Touchdowns Leeland McElroy..... 4.....1993-95



Leeland McElroy

PUNTING

LONGEST

PLAYER	YARDS	OPPONENT	DATE
Bobby Goff	86	vs Texas Tech	Sept. 30, 1944
Wilbert Randow	85	Texas	Nov. 30, 1933
Kyle Stuard	81	Louisiana Tech	Sept. 26, 1981
Justin Brantly	80	at Colorado	Oct. 8, 2005
Todd Tschantz	80	at Rice	Oct. 26, 1985
Shane Lechler	76	at Iowa State	Oct. 12, 1996
Sean Terry	76	at Colorado	Sept. 23, 1995
David Davis	75	Tulsa	Sept. 12, 1992
Stan Hollmig	74	at LSU	Oct. 11, 1947
Derace Moser	74	at TCU	Oct. 18, 1941
Mitch Robertson	74	at Rice	Nov. 13, 1971
Phil Scoggin	74	Texas	Nov. 25, 1965
Steve O'Neal	73	at Baylor	Oct. 22, 1966
Phil Scoggin	73	at SMU	Nov. 7, 1964

SEASON AVERAGE

(min. two punts per game)

PLAYER	NO-YDS	AVG.	YEAR
Shane Lechler	56 - 2,631	47.0	1997
Shane Lechler	60 - 2,787	46.5	1999
Justin Brantly	51 - 2,331	45.7	2008
Justin Brantly	50 - 2,215	44.3	2006
Justin Brantly	56 - 2,475	44.2	2007
David Davis	70 - 3,067	43.8	1992
Cody Scates	67 - 2,931	43.7	2002
Shane Lechler	80 - 3,485	43.6	1998
Phil Scoggin	88 - 3,833	43.6	1965
David Appleby	57 - 2,466	43.3	1977
Sean Terry	60 - 2,598	43.3	1995
Justin Brantly	46 - 1,989	43.2	2005
Shane Lechler	72 - 3,074	42.7	1996
Todd Tschantz	33 - 1,406	42.6	1985

CAREER AVERAGE

(min. 100 punts)

PLAYER	NO-YARDS	AVG.	YEARS
Shane Lechler	268 - 11,977	44.7	1996-99
Justin Brantly	203 - 9,010	44.3	2005-08
Todd Tschantz	106 - 4,498	42.4	1984-86
Phil Scoggin	161 - 6,739	41.9	1964-65
David Davis	122 - 5,102	41.8	1991-92
Steve O'Neal	212 - 8,854	41.8	1966-68
Cody Scates	202 - 8,397	41.6	2000-03
Kyle Stuard	205 - 8,472	41.3	1980-83
Sean Wilson	185 - 7,577	41.0	1987-90
David Appleby	226 - 9,222	40.8	1976-79
Sean Terry	120 - 4,868	40.6	1992-95

SEASON NET AVERAGE

(min. two punts per game)

PLAYER	NET	AVG.	YEAR
Shane Lechler	42.7	46.5	1999
Justin Brantly	42.3	44.2	2007
Shane Lechler	41.5	47.0	1997
Sean Terry	40.1	43.3	1995
Kyle Stuard	40.0	41.9	1983
Todd Tschantz	39.8	42.6	1985
Shane Lechler	39.6	42.7	1996
Justin Brantly	39.5	44.3	2006
David Davis	39.3	43.8	1992
Todd Tschantz	39.3	41.3	1984
Shane Lechler	39.2	43.6	1998
Sean Wilson	38.9	41.7	1989


OTHER PUNTING RECORDS

Most Punts, Single GameBob Goode..... 17..... Nov. 10, 1945 vs. SMU
Most Punts, SeasonPhil Scoggin..... 88.....1965
Most Punts, CareerShane Lechler..... 268.....1996-99
Most Yards, SeasonPhil Scoggin..... 3833.....1965
Most Yards, CareerShane Lechler..... 11,977.....1996-99
Consecutive Punts without a blockShane Lechler..... 268.....1996-99
Single Game Average (min. 5 punts) Shane Lechler..... 57.2..... Oct. 2, 1999 at Texas Tech (five for 286 yards)

CAREER NET AVERAGE

(min. 100 punts)

PLAYER	NET	AVG.	YEARS
Shane Lechler	40.6	44.7	1996-99
Todd Tschantz	39.9	42.4	1984-86
David Davis	38.2	41.8	1991-92
Kyle Stuard	37.9	41.3	1980-83
Steve O'Neal	37.6	41.8	1966-68
Justin Brantly	37.5	44.3	2005-08
Sean Terry	37.4	40.6	1992-95
Sean Wilson	36.9	41.0	1987-90



Shane Lechler

RECORDS

DEFENSIVE RECORDS

TACKLES

GAME			
PLAYER	TACKLES	OPPONENT	DATE
Larry Horton	24	Baylor	Oct. 20, 1990
Larry Kelm	24	SMU	Nov. 2, 1985
Johnny Holland	22	vs Alabama	Sept. 14, 1985
Jacob Green	22	at Baylor	Sept. 15, 1979
Johnny Holland	20	So. Miss	Sept. 27, 1986
Dat Nguyen	20	at Kansas St.	Oct. 18, 1997
Dat Nguyen	20	vs UCLA	Jan. 1, 1998
Four players	19		

SEASON		
PLAYER	TACKLES	YEAR
Doug Carr	157	1978
Johnny Holland	155	1984
Larry Kelm	152	1986
Grady Hoermann	151	1971
Johnny Holland	150	1985

CAREER		
PLAYER	TACKLES	YEARS
Dat Nguyen	517	1995-98
Johnny Holland	455	1983-86
Mike Little	448	1978-81
Ed Simonini	425	1972-75
Ray Childress	360	1981-84

TOTAL TACKLES BY CLASS			
CLASS	PLAYER	NO.	YEAR
Freshman	Ed Simonini	98	1972
Sophomore	Doug Carr	157	1978
Junior	Grady Hoermann	151	1971
Senior	Larry Kelm	152	1986

QB SACKS

GAME			
PLAYER	SACKS	OPPONENT	DATE
Alex Morris	5	Houston	Oct. 10, 1987
Jacob Green	4	at Baylor	Sept. 15, 1979
Ray Childress	4	Arkansas	Nov. 12, 1983
John Roper	4	Arkansas	Nov. 14, 1987
John Roper	4	La. Tech	Oct. 31, 1987

SEASON		
PLAYER	SACKS	YEAR
Jacob Green	20	1979
Von Miller	17	2009
Ray Childress	15	1983
John Roper	15	1987
John Roper	15	1988
Aaron Wallace	14.5	1988
Keith Mitchell	14.5	1996
Jacob Green	13	1978
William Thomas	13	1990
Marcus Buckley	13	1991
Keith Mitchell	13	1995
Marcus Buckley	12	1992

CAREER		
PLAYER	SACKS	YEARS
Aaron Wallace	42	1986-89
Jacob Green	37	1977-79
John Roper	36	1985-88
Von Miller	33	2007-2010
Marcus Buckley	29	1990-92
Ray Childress	25	1981-84
Roylin Bradley	24	1997-00
William Thomas	21.5	1987-90
Jerrold Penright	21	1999-02
Sam Adams	20.5	1991-93
Alex Morris	20	1985-88
Keith Mitchell	19.5	1993-96

PASSES BROKEN UP

SEASON		
PLAYER	PBUS	YEARS
Aaron Glenn	20	1992
Sean Weston	15	2000
Terrence Frederick	13	2011
Byron Jones	13	2003
James Flowers	13	1986
Derrick Frazier	13	1991
Aaron Glenn	13	1993
Ray Mickens	13	1993

CAREER		
PLAYER	PBUS	YEARS
Sean Weston	36	2000-03
Derrick Frazier	36	1989-92
Aaron Glenn	33	1992-93
Byron Jones	32	2001-04
Kevin Smith	32	1988-92
Terrence Frederick	30	2008-11
Sammy Davis	29	1999-02
Ray Mickens	28	1992-95
Kip Corrington	27	1984-87
Chet Brooks	26	1984-87
Donovan Greer	26	1993-96

MISCELLANEOUS

Career Fumbles Caused	12	Jacob Green	1977-78
Season Fumbles Caused	6	Jacob Green	1978
	6	Aaron Wallace	1987
	6	Dat Nguyen	1996
Career Fumbles Recovered	10	Marcus Buckley	1990-92
Season Fumbles Recovered	5	Lester Hayes	1975
	5	Domingo Bryant	1985
Career Quarterback Pressures	48	Aaron Wallace	1986-89
Season Quarterback Pressures	30	William Thomas	1990
*Career Tackles for Losses	32	John Roper	1985-88
*Season Tackles for Losses	14	Edward Jasper	1995

* sacks not included

INTERCEPTIONS

SINGLE GAME

PLAYER	INT	OPPONENT	DATE
Joe Boring	4	Arkansas	Nov. 1, 1952

SEASON

PLAYER	YEAR	INT
Bill Sibley	1941	10
Kevin Smith	1989	9
Lester Hayes	1976	8
Joe Boring	1952	8
Bill Hobbs	1967	7
Kevin Smith	1990	7
Lester Hayes	1975	6
Pat Thomas	1974	6
Dave Elmendorf	1970	6
Lee Hitt	1971	6
David Hoot	1970	6
Aaron Glenn	1992	6

CAREER

PLAYER	YEARS	INT
Kevin Smith	1988-91	20
Lester Hayes	1973-76	14
Pat Thomas	1972-75	13
John Kimbrough	1938-40	12
Dave Elmendorf	1968-70	12
Jaxson Appel	2002-05	11
Sammy Davis	1999-02	11
Kip Corrington	1983-87	11
Bill Hobbs	1966-68	11
Joe Boring	1952-53	11
Sedrick Curry	1996-99	9
Brandon Jennings	1996-99	9
Domingo Bryant	1982-85	9
Aaron Glenn	1992-93	9
Ray Mickens	1992-95	9
Marquis Carpenter	2005-07	8
Terrence Kiel	1999-02	8
Rich Coady	1995-98	8
John David Crow	1955-57	8
James Flowers	1983-86	8
Derrick Frazier	1989-92	8
Jeff Fuller	1980-83	8

LONGEST RETURNS

PLAYER	YARDS	OPPONENT	DATE
Bill Hobbs	100	at TCU	Oct. 21, 1967
Cullen Rogers	99	Arkansas	Oct. 31, 1942
Aaron Glenn	95	at Texas	Nov. 26, 1992
Bill Conatser	92	at TCU	Oct. 21, 1939
J.V. Sikes	92	at Texas	Nov. 27, 1925
Derace Moser	90	at NYU	Oct. 11, 1941
Ramsey Bradberry	89	SMU	Nov. 4, 1989
Dustin Harris	83	at Kansas	Oct. 23, 2010
Ross Brupbacher	80	at Tulane	Sept. 28, 1968
Kevin Smith	78	Rice	Oct. 27, 1990
Lester Hayes	77	Baylor	Oct. 25, 1975

INTERCEPTIONS RECORDS BY CLASS

CLASS	PLAYER	NO.	YEAR
Freshman	Jaxson Appel	4	2002
Sophomore	Kevin Smith	9	1989
Junior	Bill Sibley	10	1941
Senior	Lester Hayes	8	1976

OTHER INTERCEPTION RECORDS

Most Yards INT Ret, Game	Bill Hobbs at TCU	132	Oct. 21, 1967
Most Yards INT Ret, Season	Ross Brupbacher	167	1967
Most Yards INT Ret, Career	Kevin Smith	289	1988-91
Most Returns for TD, Season	Michael Jameson	3	1999
Most Returns for TD, Career	Kevin Smith	3	1988-91
	Michael Jameson	3	1997-00



ANNUAL STATISTICAL LEADERS

(* indicates conference leader)

RUSHING

YEAR	PLAYER	NO	YDS	AVG
2011	Cyrus Gray	198	- 1,045	5.3
2010	Cyrus Gray	200	- 1,133	5.7
2009	Christine Michael	166	- 844	5.1
2008	Mike Goodson	94	- 406	4.3
2007	Stephen McGee	181	- 899	4.9
2006	Mike Goodson	127	- 847	6.7
2005	Courtney Lewis	109	- 723	6.7
2004	Courtney Lewis	175	- 742	5.5
2003	Courtney Lewis	186	- 1,024	5.5
2002	Derek Farmer	172	- 739	4.3
2001	Derek Farmer	110	- 503	4.6
2000	Richard Whitaker	84	- 455	5.4
1999	Ja'Mar Toombs	147	- 583	4.0
1998	Danté Hall	243	- 1,024	4.2
1997	Danté Hall	134	- 973	7.3
1996	Sirr Parker	149	- 704	4.7
1995	Leeland McElroy	246	- 1,122	4.6
1994	Rodney Thomas	199	- 868	4.4
1993	Rodney Thomas	191	- 996	5.2
1992	Greg Hill	267	- 1,339	5.0
1991	Greg Hill	240	- 1,216	5.8
1990	Darren Lewis	291	- 1,691	5.8
1989	Darren Lewis	185	- 961	5.2
1988	Darren Lewis	306	- 1,692	* 5.5
1987	Darren Lewis	127	- 668	5.3
1986	Roger Vick	220	- 960	* 4.4
1985	Anthony Toney	208	- 845	4.4
1984	Thomas Sanders	167	- 738	4.4
1983	Roger Vick	91	- 425	4.7
1982	Johnny Hector	140	- 554	3.9
1981	Earnest Jackson	153	- 887	5.8
1980	Johnny Hector	173	- 928	5.4
1979	Curtis Dickey	172	- 894	5.0
1978	Curtis Dickey	205	- 1,146	5.6
1977	George Woodard	245	- 1,107	4.5
1976	George Woodard	239	- 1,153	4.8
1975	Bubba Bean	144	- 944	6.6
1974	Bubba Bean	158	- 938	5.9
1973	Bubba Bean	112	- 711	6.3
1972	Brad Dusek	124	- 549	4.4
1971	Mark Green	181	- 593	3.3
1970	Doug Neill	107	- 426	4.0
1969	Larry Stegent	197	- 676	3.4
1968	Larry Stegent	105	- 527	4.7
1967	Larry Stegent	161	- 568	3.5
1966	Wendell Housley	155	- 548	3.5
1965	Bill Sallee	84	- 272	3.1
1964	Lloyd Curington	99	- 287	2.9
1963	Budgie Ford	62	- 234	3.8
1962	Jim Linnstaedter	36	- 167	4.6
1961	Lee Roy Caffey	85	- 371	4.4
1960	Sam Byer	105	- 381	3.6
1959	Gordon LeBoeuf	73	- 351	3.0
1958	Luther Hall	70	- 238	3.3
1957	John David Crow	129	- 562	4.4
1956	Roddy Osborne	141	- 568	4.0
1955	Jack Pardee	83	- 452	5.4
1954	Elwood Kettler	149	- 446	3.0
1953	Connie Magouirk	52	- 283	5.4
1952	Don Ellis	156	- 377	2.4
1951	Glenn Lippman	118	- 801	* 6.8
1950	Bob Smith	199	- 1,302	6.5
1949	Bob Smith	145	- 694	4.7

PASSING

YEAR	PLAYER	ATT	CMP	YARDS
2011	Ryan Tannehill	327	- 531	3,744
2010	Jerrold Johnson	158	- 279	1,947
2009	Jerrold Johnson	296	- 497	3,579
2008	Jerrold Johnson	194	- 326	2,435
2007	Stephen McGee	211	- 364	2,311
2006	Stephen McGee	194	- 313	2,295
2005	Reggie McNeal	141	- 265	1,963
2004	Reggie McNeal	200	- 344	2,791
2003	Reggie McNeal	113	- 221	1,782
2002	Dustin Long	117	- 333	2,509
2001	Mark Farris	203	- 347	2,094
2000	Mark Farris	208	- 347	2,551
1999	Randy McCown	152	- 295	2,374
1998	Randy McCown	66	- 130	1,025
1997	Brannon Stewart	111	- 196	1,429
1996	Brannon Stewart	146	- 299	1,904
1995	Corey Pullig	165	- 307	2,105
1994	Corey Pullig	161	- 269	2,056
1993	Corey Pullig	144	- 243	1,732
1992	Corey Pullig	63	- 126	953
1991	Bucky Richardson	79	- 156	1,492
1990	Lance Pavlas	56	- 89	871
1989	Lance Pavlas	134	- 227	1,681
1988	Chris Osgood	54	- 112	656
1987	Craig Stump	41	- 98	524
1986	Kevin Murray	212	- 349	*2,463
1985	Kevin Murray	147	- 251	*1,965
1984	Craig Stump	94	- 189	1,135
1983	Kevin Murray	132	- 249	1,544
1982	Gary Kubiak	181	- 324	*1,948
1981	Gary Kubiak	111	- 209	1,808
1980	David Beal	45	- 94	671
1979	Mike Mosley	82	- 142	938
1978	Mike Mosley	80	- 139	1,157
1977	David Walker	49	- 107	750
1976	David Walker	51	- 90	675
1975	David Shipman	24	- 60	422
1974	David Walker	46	- 102	666
1973	Mike Jay	36	- 86	682
1972	Don Dean	57	- 113	820
1971	Joe Mac King	36	- 87	559
1970	Lex James	111	- 225	1,662
1969	Rocky Self	87	- 199	1,136
1968	Edd Hargett	169	- 348	2,321
1967	Edd Hargett	99	- 208	1,526
1966	Edd Hargett	132	- 265	1,532
1965	Harry Ledbetter	83	- 182	940
1964	Dan McIlhany	47	- 111	598
1963	Charles LaGrange	28	- 73	393
1962	Jim Keller	30	- 80	343
1961	John Erickson	34	- 73	468
1960	Daryle Keeling	18	- 50	204
1959	Charles Milstead	62	- 117	752
1958	Charles Milstead	88	- 167	1,135
1957	Charles Milstead	14	- 35	185
1956	Roddy Osborne	14	- 23	258
1955	James Wright	24	- 67	368
1954	Elwood Kettler	36	- 72	471
1953	Don Ellis	76	- 171	960
1952	Ray Graves	93	- 164	* 989
1951	Ray Graves	45	- 98	621
1950	Dick Gardemal	39	- 66	559
1949	Don Nicholas	28	- 58	311

TOTAL OFFENSE

YEAR	PLAYER	PLAYS	YARDS	AVG
2011	Ryan Tannehill	589	- 4,050	6.9
2010	Jerrold Johnson	358	- 2,093	5.8
2009	Jerrold Johnson	642	- 4,085	6.4
2008	Jerrold Johnson	420	- 2,549	6.1
2007	Stephen McGee	545	- 3,210	5.9
2006	Stephen McGee	459	- 2,961	6.5
2005	Reggie McNeal	361	- 2,627	7.3
2004	Reggie McNeal	495	- 3,509	7.1
2003	Reggie McNeal	348	- 2,152	6.2
2002	Dustin Long	382	- 2,496	6.5
2001	Mark Farris	394	- 2,018	5.1
2000	Mark Farris	407	- 2,667	6.5
1999	Randy McCown	375	- 2,431	6.5
1998	Randy McCown	221	- 1,164	5.3
1997	Brannon Stewart	238	- 1,360	5.7
1996	Brannon Stewart	216	- 1,913	8.9
1995	Corey Pullig	344	- 2,155	6.3
1994	Corey Pullig	308	- 1,992	6.5
1993	Corey Pullig	276	- 1,705	6.2
1992	Greg Hill	269	- 1,339	5.0
1991	Bucky Richardson	259	- 1,940	7.5
1990	Darren Lewis	294	- 1,748	5.9
1989	Lance Pavlas	291	- 1,679	5.8
1988	Darren Lewis	309	- 1,692	5.5
1987	Darren Lewis	128	- 705	5.5
1986	Kevin Murray	393	- 2,348	6.0
1985	Kevin Murray	295	- 1,892	6.4
1984	Craig Stump	269	- 1,280	4.8
1983	Kevin Murray	333	- 1,643	* 4.9
1982	Gary Kubiak	369	- 1,885	* 5.1
1981	Gary Kubiak	328	- 1,986	* 6.1
1980	Johnny Hector	173	- 928	5.4
1979	Mike Mosley	217	- 1,443	6.7
1978	Mike Mosley	220	- 1,405	6.4
1977	David Walker	177	- 1,144	6.5
1976	George Woodard	239	- 1,153	4.8
1975	Bubba Bean	144	- 944	6.6
1974	Bubba Bean	158	- 938	5.9
1973	Mike Jay	88	- 901	10.2
1972	Don Dean	132	- 879	6.7
1971	Joe Mac King	85	- 625	7.4
1970	Lex James	228	- 1,473	6.5
1969	Rocky Self	214	- 1,460	6.8
1968	Edd Hargett	433	- 2,330	5.4
1967	Edd Hargett	214	- 1,532	7.2
1966	Edd Hargett	203	- 1,549	7.6
1965	Harry Ledbetter	314	- 930	3.0
1964	Eddie McLaughan	109	- 603	5.5
1963	Charles LaGrange	53	- 328	6.2
	Jim Keller	80	- 328	4.1
1962	Jim Keller	75	- 456	6.1
1961	John Erickson	83	- 489	5.9
1960	Sam Byer	105	- 381	3.6
1959	Charles Milstead	175	- 829	4.7
1958	Charles Milstead	279	- 1,332	* 4.8
1957	Roddy Osborne	149	- 662	4.4
1956	Roddy Osborne	155	- 826	5.3
1955	Jack Pardee	83	- 452	5.5
1954	Elwood Kettler	221	- 917	4.1
1953	Don Ellis	193	- 1,028	5.3
1952	Ray Graves	247	- 1,245	5.0
1951	Glenn Lippman	118	- 801	6.8
1950	Bob Smith	199	- 1,302	6.5
1949	Bob Smith	145	- 694	4.8

RECEPTIONS

YEAR	PLAYER	POS.	NO	YDS	TD
2011	Ryan Swope	wr	89	- 1,207	10
2010	Jeff Fuller	wr	72	- 1,066	12
	Ryan Swope	wr	72	- 825	4
2009	Uzoma Nwachukwu	wr	46	- 609	4
2008	Ryan Tannehill	wr	55	- 844	5
2007	Martellus Bennett	te	49	- 587	4
2006	Chad Schroeder	wr	39	- 612	4
2005	Jason Carter	wr	54	- 827	6
2004	Terrence Murphy	wr	56	- 721	3
2003	Terrence Murphy	wr	44	- 762	0
2002	Greg Porter	wr	48	- 669	4
2001	Jamaar Taylor	wr	39	- 489	3
2000	Robert Ferguson	wr	58	- 885	6
1999	Chris Taylor	wr	33	- 591	4
1998	Chris Cole	se	38	- 667	5
1997	Derrick Spiller	te	25	- 436	4
	Chris Cole	wr	25	- 333	3
1996	Albert Connell	se	57	- 872	6
1995	Albert Connell	se	41	- 653	7
1994	Ryan Mathews	se	29	- 395	2
1993	Tony Harrison	se	31	- 481	4
1992	Greg Schorp	te	24	- 280	1
1991	Tony Harrison	se	31	- 577	6
1990	Gary Oliver	fl	28	- 455	3
1989	Percy Waddle	se	36	- 600	5
	Mike Jones	te	36	- 501	3
1988	Rod Harris	se	37	- 592	1
1987	Keith Woodside	rb	25	- 237	0
1986	Rod Bernstein	te	65	- 710	* 5
1985	Jeff Nelson	se	51	- 651	* 4
1984	Jimmy Teal	se	35	- 631	6
1983	Rich Siler	te	40	- 465	4
1982	Don Jones	se	32	- 461	5
1981	Mike Whitwell	se	27	- 731	3
1980	Mike Whitwell	se	30	- 603	2
1979	Gerald Carter	se	39	- 528	2
1978	Russell Mikeska	te	29	- 429	0
1977	Curtis Dickey	rb	17	- 231	1
1976	Gary Haack	te	21	- 265	2
1975	Richard Osborne	te	13	- 191	2
1974	Richard Osborne	te	13	- 145	0
1973	Richard Osborne	te	29	- 405	1
1972	Richard Osborne	te	31	- 440	1
1971	Robert Murski	te	17	- 212	0
1970	Homer May	te	26	- 479	5
1969	Barney Harris	se	34	- 191	0
1968	Barney Harris	se	49	- 745	3
1967	Larry Stegent	rb	27	- 365	2
1966	Tommy Maxwell	se	27	- 445	4
1965	Ken McLean	se	60	- 835	* 2
1964	Billy Uzzell	se	22	- 246	1
1963	George Hargett	rb	12	- 162	1
1962	George Hargett	rb	14	- 194	0
1961	Travis Reagan	rb	10	- 201	

RECEIVING YARDS

YEAR	PLAYER	POS.	NO	YDS	TD
2011	Ryan Swope	wr	89	-1,207	10
2010	Jeff Fuller	wr	72	-1,066	12
2009	Uzoma Nwachukwu	wr	40	- 708	6
2008	Ryan Tannehill	wr	55	- 844	5
2007	Martellus Bennett	te	49	- 587	4
2006	Chad Schroeder	wr	39	- 612	4
2005	Jason Carter	wr	54	- 827	6
2004	Terrence Murphy	wr	56	- 721	3
2003	Terrence Murphy	wr	44	- 762	0
2002	Jamaar Taylor	wr	44	- 760	3
2001	Terrence Murphy	wr	36	- 518	3
2000	Robert Ferguson	wr	58	- 885	6
1999	Chris Taylor	wr	33	- 591	4
1998	Chris Cole	se	38	- 667	5
1997	Derrick Spiller	te	25	- 436	4
1996	Albert Connell	se	57	- 872	6
1995	Albert Connell	se	41	- 653	7
1994	Chris Sanders	se	22	- 422	4
1993	Tony Harrison	se	31	- 481	4
1992	Tony Harrison	se	22	- 454	4
1991	Tony Harrison	se	31	- 577	6
1990	Shane Garrett	wr	24	- 469	3
1989	Percy Waddle	se	36	- 600	5
1988	Rod Harris	se	37	- 592	1
1987	Rod Harris	se	19	- 281	2
1986	Rod Bernstine	te	65	- 710	* 5
1985	Jeff Nelson	se	51	- 651	* 4
1984	Jimmy Teal	se	35	- 631	6
1983	Rich Siler	te	40	- 465	4
1982	Don Jones	se	32	- 461	5
1981	Mike Whitwell	se	27	- 731	3
1980	Mike Whitwell	se	30	- 603	2
1979	Gerald Carter	se	39	- 528	2
1978	Russell Mikeska	te	29	- 429	0
1977	Darrell Smith	se	12	- 234	4
1976	Randall Teate	wr	12	- 274	2
1975	Richard Osborne	te	13	- 191	2
1974	Carl Roaches	wr	9	- 155	1
1973	Richard Osborne	te	29	- 405	1
1972	Richard Osborne	te	31	- 440	1
1971	Homer May	wr	15	- 250	1
1970	Homer May	te	26	- 479	5
1969	Ross Brupbacher	se	22	- 395	6
1968	Barney Harris	se	49	- 745	3
1967	Bob Long	te	24	- 541	8
1966	Tommy Maxwell	se	27	- 445	4
1965	Ken McLean	se	60	- 835	* 2
1964	Billy Uzzell	se	22	- 246	1
	Ira Dan Westerfield	rb	18	- 246	0
1963	George Hargett	rb	12	- 162	1
1962	George Hargett	rb	14	- 194	0
1961	Travis Reagan	rb	10	- 201	1
1960	Randy Sims	rb	5	- 66	1
1959	Russell Hill	se	19	- 341	1
1958	John Tracey	se	37	- 466	* 2
1957	Loyd Taylor	rb	6	- 104	0
1956	John David Crow	rb	7	- 125	3
1955	John David Crow	rb	5	- 101	1
1954	Bennie Sinclair	se	22	- 293	2
1953	Bennie Sinclair	se	19	- 287	2
1952	Don Ellis	rb	33	- 273	* 3
1951	Billy Tidwell	rb	13	- 256	2
1950	Andy Hillhouse	se	24	- 398	7
1949	Wray Whittaker	se	26	- 291	1

SCORING

YEAR	PLAYER	POS.	PTS
2011	Randy Bullock	k	142
2010	Randy Bullock	k	98
2009	Randy Bullock	k	87
2008	Jeff Fuller	wr	56
2007	Jorvorskie Lane	rb	104
2006	Jorvorskie Lane	rb	114
2005	Todd Pegram	k	86
2004	Todd Pegram	k	73
2003	Todd Pegram	k	82
2002	Todd Pegram	k	68
2001	Cody Scates	k	50
2000	Ja' Mar Toombs	rb	84
1999	Terence Kitchens	k	75
1998	Russell Bynum	k	78
1997	Kyle Bryant	k	102
1996	D'Andre Hardeman	rb	108
1995	Leeland McElroy	rb	96
1994	Rodney Thomas	rb	96
1993	Terry Venetoulis	k	90
1992	Greg Hill	rb	102
1991	Terry Venetoulis	k	88
1990	Darren Lewis	rb	114
1989	Layne Talbot	k	71
1988	Robert Wilson	rb	60
1987	Scott Slater	k	70
1986	Scott Slater	k	* 100
1985	Anthony Toney	rb	74
	Eric Franklin	k	74
1984	Alan Smith	k	51
1983	Alan Smith	k	72
1982	David Hardy	k	80
1981	David Hardy	k	65
1980	Johnny Hector	rb	30
1979	Curtis Dickey	rb	54
1978	Tony Franklin	k	61
1977	Tony Franklin	k	86
1976	George Woodard	rb	* 102
1975	Tony Franklin	k	63
1974	Skip Walker	rb	54
1973	Randy Haddox	k	62
1972	Pat McDermott	k	33
1971	Mark Green	rb	42
1970	Pat McDermott	k	34
1969	Ross Brupbacher	te	36
1968	Bob Long	te	48
1967	Bob Long	te	48
1966	Tommy Maxwell	se	26
1965	Glynn Lindsey	k	20
1964	Glynn Lindsey	k	12
	Bubber Collins	rb	12
1963	Jerry Rogers	rb	18
	Travis Reagan	rb	18
	Bobby Lee	k	18
1962	Mike Clark	se	25
1961	Travis Reagan	rb	38
1960	Sam Byer	rb	18
1959	Randy Sims	rb	31
1958	Charles Milstead	qb	36
1957	Roddy Osborne	se	48
1956	John David Crow	rb	* 60
1955	Loyd Taylor	rb	31
1954	Elwood Kettler	qb	54
1953	Don Ellis	qb	37
1952	Connie Magouirk	rb	30
1951	Darrow Hooper	k	32
1950	Bob Smith	rb	* 84
1949	Bob Smith	rb	48

PUNTING

YEAR	PLAYER	NO.	-YARDS	AVG
2011	Ryan Epperson	52	- 2145	41.2
2010	Ryan Epperson	41	- 1541	37.6
2009	Ken Wood	30	- 1164	38.8
2008	Justin Brantly	51	- 2231	* 45.7
2007	Justin Brantly	56	- 2475	44.2
2006	Justin Brantly	50	- 2215	44.3
2005	Justin Brantly	46	- 1989	43.2
2004	Jacob Young	63	- 2444	38.8
2003	Jacob Young	45	- 1663	37.0
2002	Cody Scates	67	- 2931	43.7
2001	Cody Scates	71	- 2888	40.7
2000	Cody Scates	52	- 2089	40.2
1999	Shane Lechler	60	- 2787	* 46.5
1998	Shane Lechler	80	- 3485	* 43.6
1997	Shane Lechler	56	- 2631	* 47.0
1996	Shane Lechler	72	- 3074	42.7
1995	Sean Terry	60	- 2598	43.3
1994	Sean Terry	58	- 2214	38.2
1993	James Bennett	53	- 2033	38.4
1992	David Davis	70	- 3067	43.8
1991	David Davis	52	- 2035	39.1
1990	Sean Wilson	45	- 1906	42.4
1989	Sean Wilson	36	- 1500	41.7
1988	Sean Wilson	62	- 2472	39.9
1987	Sean Wilson	42	- 1699	40.5
1986	Craig Stump	35	- 1296	37.0
1985	Todd Tschantz	33	- 1406	42.6
1984	Todd Tschantz	61	- 2517	41.3
1983	Kyle Stuard	67	- 2806	41.9
1982	Kyle Stuard	60	- 2430	40.5
1981	Randy Sawyer	63	- 2445	38.8
1980	Kyle Stuard	76	- 3097	40.8

YEAR	PLAYER	NO.	-YARDS	AVG
1979	David Appleby	71	- 2935	41.3
1978	David Appleby	48	- 1835	38.2
1977	David Appleby	57	- 2466	43.3
1976	David Appleby	50	- 1986	39.7
1975	Mark Stanley	62	- 2383	38.4
1974	Mark Stanley	59	- 2479	* 42.0
1973	Mark Stanley	45	- 1718	38.2
1972	Robert Murski	69	- 2620	37.9
1971	Mitch Robertson	84	- 3100	37.0
1970	Jimmy Sheffield	66	- 2650	40.2
1969	Jimmy Sheffield	69	- 2749	39.8
1968	Steve O'Neal	64	- 2616	40.9
1967	Steve O'Neal	81	- 3402	* 42.0
1966	Steve O'Neal	67	- 2836	42.3
1965	Phil Scoggin	88	- 3833	* 43.6
1964	Phil Scoggin	73	- 2906	39.8
1963	Jim Keller	66	- 2738	41.5
1962	Jim Keller	42	- 1591	37.9
1961	Babe Craig	57	- 2215	* 38.9
1960	Babe Craig	42	- 1701	* 40.5
1959	Charles Milstead	39	- 1394	35.7
1958	Charles Milstead	29	- 1058	36.5
1957	Roddy Osborne	30	- 1095	36.5
1956	Roddy Osborne	28	- 882	31.5
1955	Ed Dudley	15	- 602	40.1
1954	Gene Henderson	14	- 528	37.5
1953	Joe Boring	22	- 835	38.0
1952	Roy Dollar	45	- 1682	37.3
1951	Yale Lary	33	- 1256	38.1
1950	Yale Lary	57	- 2183	38.3
1949	Yale Lary	71	- 2846	40.0



Justin
BRANTLEY

KICKOFF RETURNS

YEAR	PLAYER	NO.	-YARDS	AVG
2011	Dustin Harris	16	- 374	23.4
2010	Coryell Judie	20	- 605	30.2
2009	Cyrus Gray	27	- 642	23.8
2008	Cyrus Gray	49	- 1,169	23.9
2007	Kerry Franks	25	- 644	25.8
2006	Kerry Franks	16	- 443	27.7
2005	Jason Carter	18	- 344	19.1
2004	Jason Carter	18	- 330	18.3
2003	Terrence Murphy	26	- 626	27.2
2002	B. Johnson / T. Thomas	12	- 252	21.0
2001	Sammy Davis	9	- 162	18.0
2000	Richard Whitaker	9	- 195	21.7
1999	Bethel Johnson	9	- 174	19.3
1998	Danté Hall	8	- 172	21.5
1997	Danté Hall	7	- 156	22.3
1996	Danté Hall	14	- 324	23.1
1995	Leeland McElroy	9	- 208	23.1
1994	Leeland McElroy	6	- 301	50.2
1993	Leeland McElroy	15	- 590	* 39.3
1992	Billy Mitchell	11	- 336	30.5
1991	Randy Simmons	10	- 181	18.1
1990	Randy Simmons	10	- 245	24.5
1989	Larry Horton	17	- 420	24.7
1988	Rod Harris	22	- 388	17.6
1987	Rod Harris	15	- 329	21.9
1986	Rod Harris	17	- 319	18.8
1985	Rod Harris	5	- 173	34.6
1984	Jeff Nelson	16	- 299	18.7
1983	Tony Slaton	4	- 74	18.5
1982	Tony Slaton	17	- 291	17.1
1981	Billy Cannon	8	- 172	21.5
1980	Billy Cannon	14	- 291	20.8
1979	Earnest Jackson	10	- 213	21.3
1978	Temple Aday	8	- 188	23.5
1977	Curtis Dickey	15	- 302	20.1
1976	Darrell Smith	10	- 184	18.4
1975	Skip Walker	6	- 167	27.8
1974	Carl Roaches	5	- 90	18.0
1973	Carl Roaches	15	- 426	28.4
1972	Carl Roaches	18	- 426	23.7
1971	Hugh McElroy	17	- 439	* 25.8
1970	Dave Elmendorf	23	- 457	19.9
1969	Dave Elmendorf	12	- 232	19.3
1968	Larry Stegert	13	- 255	19.6
1967	Larry Stegert	16	- 292	18.3
1966	Wendell Housley	11	- 255	23.2
1965	Lloyd Curington	7	- 169	24.1
1964	Eddie McKaughan	8	- 144	18.0
1963	George Hargett	8	- 182	22.8
1962	George Hargett	7	- 158	22.6
1961	James Murphy	7	- 167	23.9
1960	James Murphy	10	- 219	21.9
1959	Bob Sanders	4	- 128	32.0
1958	Arthur Sims	9	- 210	23.3
1957	Bobby Joe Conrad	4	- 149	37.2
1956	Jack Pardee	7	- 218	31.1
1955	John David Crow	7	- 129	18.5
1954	Don Watson	8	- 197	24.6
1953	Don Ellis	9	- 178	19.8
1952	Don Ellis	17	- 413	* 24.3
1951	Billy Tidwell	7	- 211	30.1
1950	n/a			
1949	Glenn Lippman	12	- 308	* 25.7
1948	Bob Goode	16	- 407	* 25.4

PUNT RETURNS

YEAR	PLAYER	NO.	-YARDS	AVG
2011	Dustin Harris	18	- 335	* 18.6
2010	Kenric McNeal	24	- 138	5.8
2009	Dustin Harris	16	- 126	7.9
2008	Jordan Pugh	11	- 61	5.5
2007	Jordan Peterson	14	- 108	7.7
2006	Chad Schroeder	19	- 140	7.4
2005	Jordan Chambless	8	- 89	11.1
2004	Erik Mayes	20	- 122	6.1
2003	Tim Van Zant	14	- 75	5.4
2002	Bethel Johnson	12	- 139	11.6
2001	Dawon Gentry	16	- 199	12.4
2000	Chris Taylor	17	- 125	7.4
1999	Chris Taylor	16	- 103	6.4
1998	Chris Taylor	37	- 285	7.7
1997	Danté Hall	17	- 208	12.2
1996	Danté Hall	43	- 573	13.3
1995	Ray Mickens	24	- 281	11.7
1994	Billy Mitchell	26	- 203	7.8
1993	Aaron Glenn	17	- 339	* 19.9
1992	Derrick Frazier	29	- 301	10.4
1991	Kevin Smith	19	- 275	14.5
1990	Shane Garrett	21	- 196	9.3
1989	Shane Garrett	21	- 146	6.4
1988	Rod Harris	37	- 235	6.4
1987	Rod Harris	37	- 391	10.6
1986	Rod Harris	42	- 345	8.2
1985	Jimmie Hawkins	39	- 331	8.5
1984	Jimmie Hawkins	33	- 298	9.0
1983	Billy Cannon	26	- 260	10.0
1982	Billy Cannon	31	- 280	9.0
1981	Billy Cannon	29	- 109	3.8
1980	David Scott	33	- 121	3.7
1979	David Scott	46	- 318	6.9
1978	Darrell Smith	23	- 132	5.7
1977	Mike Williams	21	- 72	3.4
1976	Darrell Smith	28	- 75	2.7
1975	Carl Roaches	38	- 238	7.0
1974	Carl Roaches	27	- 177	6.6
1973	Carl Roaches	31	- 224	* 7.2
1972	Carl Roaches	19	- 287	* 15.1
1971	Hugh McElroy	17	- 138	8.2
1970	Dave Elmendorf	13	- 130	10.0
1969	Dave Elmendorf	24	- 215	8.9
1968	Barney Harris	8	- 88	11.0
1967	Bob Long	8	- 94	11.8
1966	Curley Hallman	7	- 47	6.7
1965	Jerry Nichols	20	- 128	6.4
1964	James Willenborg	8	- 52	6.5
1963	George Hargett	11	- 100	9.1
1962	George Hargett	17	- 163	9.6
1961	George Hargett	9	- 78	8.8
1960	Arthur Sims	9	- 145	16.1
1959	Bob Sanders	8	- 57	7.1
1958	Jon Few	7	- 79	11.2
1957	Roddy Osborne	7	- 65	9.3
1956	Don Watson	10	- 118	11.8
1955	Billy Dendy	8	- 80	10.0
1954	Don Watson	6	- 115	19.1
1953	Don Ellis	19	- 170	8.9
1952	Joe Boring	12	- 134	11.2
1951	Yale Lary	24	- 388	* 16.2
1950	Yale Lary	9	- 209	23.2

TACKLES

YEAR	PLAYER	POS.	TKL
2011	Jonathan Stewart	LB	98
2010	Michael Hodges	LB	115
2009	Trent Hunter	DB	95
2008	Matt Featherston	LB	94
	Alton Dixon	LB/DB	94
2007	Mark Dodge	LB	117
2006	Justin Warren	LB	93
2005	Justin Warren	LB	95
2004	Jaxson Appel	DB	85
2003	Jaxson Appel	DB	135
2002	Terrence Kiel	DB	95
2001	Terrence Kiel	DB	92
2000	Brian Gamble	LB	110
1999	Brandon Jennings	DB	94
1998	Dat Nguyen	LB	147
1997	Dat Nguyen	LB	130
1996	Dat Nguyen	LB	146
1995	Dat Nguyen	LB	94
1994	Reggie Graham	LB	101
1993	Sam Adams	DE	78
1992	Patrick Bates	DB	95
1991	Jason Atkinson	LB	95

YEAR	PLAYER	POS.	TKL
1990	Larry Horton	DB	117
1989	Larry Horton	DB	102
1988	Dana Batiste	LB	110
1987	John Roper	LB	104
1986	Johnny Holland	LB	147
1985	Larry Kelm	LB	152
1984	Johnny Holland	LB	155
1983	Ray Childress	DE	117
1982	Jeff Fuller	DB	90
	Bobby Strogon	LB	90
1981	Bobby Strogon	LB	133
1980	Mike Little	LB	116
1979	Doug Carr	LB	136
1978	Doug Carr	LB	157
1977	Carl Grulich	DB	132
1976	Robert Jackson	LB	143
1975	Ed Simonini	LB	101
1974	Ed Simonini	LB	98
1973	Ed Simonini	LB	130
1972	Grady Hoermann	LB	130
1971	Grady Hoermann	LB	151

INTERCEPTIONS

YEAR	PLAYER	NO.-YDS (TD)	AVG
2011	Trent Hunter	2- 46	23.0
	Steven Terrell	2- 62	31.0
2010	Dustin Harris	4- 117 (1)	5.8
	Coryell Judie	4- 31	7.8
2009	Jordan Pugh	3- 64	21.3
2008	Trent Hunter	3- 23	7.7
2007	Marquis Carpenter	4- 31	10.8
2006	Mark Dodge	2- 20	10.0
	Jordan Peterson	2- 0	0.0
	Japhus Brown	2- 8	4.0
	Devin Gregg	2- 8	4.0
2005	Marquis Carpenter	4- 45	11.2
2004	Japhus Brown	3- 36	12.0
2003	Jaxson Appel	4- 109	27.3
2002	Jaxson Appel	4- 46	11.5
	Byron Jones	4- 117	29.2
2001	Sammy Davis	5- 52	10.4
2000	Sammy Davis	4- 25	6.2
	Terrence Kiel	4- 0	0.0
1999	Michael Jameson	5- 151	30.2
1998	Rich Coady	3- 16	5.3
	Sedrick Curry	3- 10	3.3
1997	Sedrick Curry	3- 62	20.7
1996	Rich Coady	3- 93	31.0
	Dat Nguyen	3- 38	12.7
1995	Ray Mickens	4- 67	33.5
1994	Dennis Allen	4- 27	6.8
1993	Aaron Glenn	3- 40	13.3
1992	Aaron Glenn	6- 99 (1)	16.5
1991	Patrick Bates	4- 37	9.3
1990	Kevin Smith	7- 149 (2)	21.3
1989	Kevin Smith	9- 75 (1)	8.3
1988	Mickey Washington	4- 37	9.3
1987	Kip Corrington	3- 0	0.0
	Adam Bob	3- 0	0.0
1986	James Flowers	5- 73 (1)	14.6
1985	Kip Corrington	5- 68 (1)	13.6

YEAR	PLAYER	NO.-YDS (TD)	AVG
1984	James Flowers	2- 55 (1)	27.5
1983	Jeff Fuller	3- 37	12.3
1982	Jeff Fuller	4- 23	5.7
1981	Bobby Strogon	5 n/a	—
1980	Leandrew Brown	5- 44	8.8
1979	John Dawson	4- 14	3.5
1978	Kenneth Taylor	3- 0	0.0
1977	Mike Williams	4- 49	12.3
1976	Lester Hayes	8- 87	10.9
1975	Lester Hayes	6- 102 (1)	17.0
1974	Pat Thomas	6- 85 (1)	14.2
1973	Pat Thomas	3- 81 (1)	27.0
1972	Grady Hoermann	3- 42	14.0
1971	Lee Hitt	6- 85	14.2
1970	Dave Elmendorf	6- 87	14.5
1969	Dave Elmendorf	5- 0	0.0
1968	Ross Brupbacher	3- 98 (1)	32.7
1967	Billy Hobbs	7- 162 (2)	23.1
1966	Curley Hallman	5- 92	18.4
1965	Jim Kauffman	3- 0	0.0
1964	Mike Pitman	2- 100	50.0
1963	Mike Pitman	4- 40	10.0
1962	Jerry Hopkins	3- 4	1.3
1961	Travis Reagan	4- 72	18.0
1960	Randy Sims	2- 18	9.0
1959	Robert Sanders	3- 28	9.3
1958	Jon Few	2- 14	7.0
1957	John David Crow	5- 39	7.8
1956	Jack Pardee	3- 50	16.7
1955	Roddy Osborne	3- 68	22.7
1954	Joe Schero	2- 3	1.5
1953	Don Ellis	3- 86	28.7
1952	Joe Boring	8- 67	8.4
1951	Bill Ballard	3- 17	5.7
1950	Yale Lary	5- 78	15.6
1941	Bill Sibley	9- 57	6.3

FRESHMAN RECORDS

RUSHING

GAME YARDS

PLAYER	YDS	OPPONENT	DATE
Greg Hill	212	LSU	Sept. 14, 1991
Darren Lewis	194	at TCU	Nov. 21, 1987
Danté Hall	184	Texas Tech	Oct. 26, 1996

SEASON YARDS

PLAYER	YARDS	YEAR
Greg Hill	1,216	1991
Courtney Lewis	1,024	2003
Mike Goodson	847	2006
Christine Michael	767	2009
Curtis Dickey	726	1976
Darren Lewis	668	1987
Danté Hall	642	1996
Leeland McElroy	613	1993
George Woodard	604	1975
Jorvorskie Lane	595	2005
Derek Farmer	503	2001
Richard Whitaker	455	2000
Robert Wilson	425	1988
Roger Vick	425	1983

GAME RUSHES

PLAYER	ATT.	OPPONENT	DATE
Greg Hill	30	LSU	Sept. 14, 1991

SEASON RUSHES

PLAYER	ATT.	YEAR
Greg Hill	240	1991

SEASON 100-YARD GAMES

PLAYER	NO.	YEAR
Greg Hill	6	1991
Courtney Lewis	5	2003
George Woodard	4	1975
Danté Hall	3	1996
Darren Lewis	3	1987

100-YARD GAMES (41)

PLAYER	ATT-YDS	OPPONENT	YEAR
Christine Michael	11-116	Baylor	Nov. 21, 2009
Christine Michael	22-121	at Texas Tech	Oct. 24, 2009
Mike Goodson	10-127	Oklahoma	Nov. 4, 2006
Stephen McGee	24-108	Texas	Nov. 25, 2005
Jorvorskie Lane	17-104	Texas	Nov. 25, 2005
Jorvorskie Lane	22-139	Oklahoma State	Oct. 15, 2005
Courtney Lewis	26-120	Kansas	Nov. 1, 2003
Courtney Lewis	26-171	Oklahoma State	Oct. 25, 2003
Courtney Lewis	12-158	Baylor	Oct. 11, 2003
Courtney Lewis	16-105	Pittsburgh	Sept. 27, 2003
Courtney Lewis	16-100	Utah	Sept. 6, 2003
Derek Farmer	17-133	Iowa State	Oct. 27, 2001
Derek Farmer	20-100	Notre Dame	Sept. 29, 2001
Keith Joseph	21-105	at Wyoming	Sept. 6, 2001
Joe Weber	8-121	at Missouri	Nov. 13, 1999
Ja'Mar Toombs	23-111	at Oklahoma State	Oct. 31, 1998
Ja'Mar Toombs	10-110	Nebraska	Oct. 10, 1998
Danté Hall	14-108	at Texas	Nov. 29, 1996
Danté Hall	17-184	Texas Tech	Oct. 26, 1996
Danté Hall	14-101	Louisiana Tech	Oct. 5, 1996
D'Andre Hardeman	26-130	SMU	Oct. 14, 1995

PLAYER	ATT-YDS	OPPONENT	YEAR
Leeland McElroy	17-136	Missouri	Sept. 18, 1993
Greg Hill	19-115	at TCU	Nov. 7, 1991
Greg Hill	18-109	at Rice	Nov. 2, 1991
Greg Hill	25-160	Houston	Oct. 26, 1991
Greg Hill	24-137	at Texas Tech	Oct. 5, 1991
Greg Hill	25-125	at Tulsa	Sept. 21, 1991
Greg Hill	30-212	LSU	Sept. 14, 1991
Darren Lewis	16-194	at TCU	Nov. 21, 1987
Bucky Richardson	8-137	at Rice	Oct. 24, 1987
Darren Lewis	25-103	at Baylor	Oct. 17, 1987
Darren Lewis	6-103	vs Southern Miss	Sept. 26, 1987
Bucky Richardson	5-102	vs Southern Miss	Sept. 26, 1987
Roger Vick	18-110	at TCU	Nov. 19, 1983
Mike Mosley	20-180	* vs USC	Dec. 31, 1977
Mike Mosley	12-109	Houston	Dec. 3, 1977
Curtis Dickey	18-127	Texas Tech	Oct. 9, 1976
George Woodard	32-167	at Rice	Nov. 15, 1975
George Woodard	23-106	SMU	Nov. 8, 1975
George Woodard	24-101	Baylor	Oct. 25, 1975
George Woodard	6-106	at LSU	Sept. 20, 1975

* bowl game

SEASON TDs

PLAYER	NO.	YEAR
Courtney Lewis	12	2003
Greg Hill	12	1991
Robert Wilson	10	1988
Christine Michael	9	2009
Darren Lewis	8	1987
Curtis Dickey	8	1976
Leeland McElroy	7	1993

TOP DEBUT GAMES

PLAYER	YARDS	OPPONENT	DATE
Greg Hill*	212	LSU	Sept. 14, 1991
Bucky Richardson	102	vs USM	Sept. 26, 1987
Christine Michael	93	New Mexico	Sept. 5, 2009
Rodney Thomas	81	LSU	Sept. 14, 1991

* NCAA freshman debut record

LONGEST RUNS

PLAYER	YARDS	OPPONENT	DATE
Christine Michael	97	* Baylor	Nov. 21, 2009
Courtney Lewis	86	Baylor	Nov. 11, 2003
Bucky Richardson	82	vs So. Miss	Sept. 26, 1987
Leeland McElroy	81	Houston	Oct. 9, 1993
Darren Lewis	80	at TCU	Nov. 21, 1987
Joe Weber	77	at Missouri	Nov. 13, 1999
Darren Lewis	77	vs So. Miss	Sept. 26, 1987
Danté Hall	74	Texas Tech	Oct. 26, 1996
Ja'Mar Toombs	71	Nebraska	Oct. 10, 1998

* school record

GAME TDs

PLAYER	NO.	OPPONENT	DATE
Leeland McElroy	3	at Missouri	Sept. 19, 1992



Greg Hill

PASSING

GAME YARDS

PLAYER	YDS	OPPONENT	DATE
Kevin Murray	280	at Rice	Oct. 22, 1983
Corey Pullig	272	at Houston	Nov. 12, 1992
Kevin Murray	266	at Baylor	Oct. 15, 1983
Jeff Granger	255	at Tulsa	Sept. 21, 1991
Kevin Murray	217	Houston	Oct. 8, 1983
Craig Stump	207	at SMU	Nov. 3, 1984
Kevin Murray	194	Arkansas	Nov. 12, 1983
Corey Pullig	193	at Texas	Nov. 26, 1992

GAME ATTEMPTS

PLAYER	ATT.	OPPONENT	YEAR
Kevin Murray	48	at Rice	Oct. 22, 1983
Kevin Murray	37	Texas	Nov. 24, 1983
Kevin Murray	31	Houston	Oct. 8, 1983
Kevin Murray	30	at Baylor	Oct. 15, 1983
Kevin Murray	30	at TCU	Nov. 19, 1983

GAME COMPLETIONS

PLAYER	COMP	OPPONENT	DATE
Craig Stump	29	Texas Tech	Oct. 6, 1984
Kevin Murray	25	at Rice	Oct. 22, 1983
Corey Pullig	17	at Houston	Nov. 12, 1992

GAME TD PASSES

PLAYER	TDS	OPPONENT	DATE
Reggie McNeal	4	Oklahoma	Nov. 9, 2002
Kevin Murray	4	Arkansas	Nov. 12, 1983
Jeff Granger	4	at Tulsa	Sept. 21, 1991
Kevin Murray	3	at Rice	Oct. 22, 1983
Kevin Murray	3	Houston	Oct. 8, 1983

SEASON YARDS

PLAYER	YARDS	YEAR
Kevin Murray	1,544	1983
Craig Stump	1,135	1984

SEASON ATTEMPTS

PLAYER	ATT	YEAR
Kevin Murray	249	1983
Craig Stump	189	1984
Corey Pullig	126	1992

SEASON COMPLETIONS

PLAYER	COMP.	YEAR
Kevin Murray	132	1983
Craig Stump	94	1984
Corey Pullig	63	1992

SEASON TD PASSES

PLAYER	TDS	YEAR
Kevin Murray	14	1983
Craig Stump	10	1984
Reggie McNeal	6	2002
Jeff Granger	5	1991



LONGEST PASS PLAY

PLAYER	YDS	OPPONENT	DATE
Lance Pavlas	to Matt Gurley 69	vs So. Miss	Sept. 26, 1987
R. McNeal	to T. Murphy 61	Oklahoma	Nov. 9, 2002
Jeff Granger	to Brian Mitchell 61	at Tulsa	Sept. 21, 1991
Corey Pullig	to Tony Harrison 58	Rice	Oct. 17, 1992
Craig Stump	to Jimmy Teal 48	at SMU	Nov. 3, 1984
Corey Pullig	to Brian Mitchell 46	at Texas	Nov. 26, 1992
Kevin Murray	to Jimmy Teal 44	at Baylor	Oct. 15, 1983



Ryan Tannehill

RECEIVING

SINGLE GAME YARDS

PLAYER	YDS	OPPONENT	DATE
Ryan Tannehill	210	Kansas State	Oct. 11, 2008
Uzoma Nwachukwu	141	Oklahoma State	Oct. 10, 2009
Terrence Murphy	146	at Colorado	Oct. 13, 2001
Uzoma Nwachukwu	136	at Kansas State	Oct. 17, 2009
Kerry Franks	128	Wyoming	Sept. 11, 2004
Brandal Jackson	118	vs Arkansas	Oct. 3, 2009
Ryan Matthews	108	at TCU	Nov. 7, 1991
Terrence Murphy	107	at K-State	Oct. 20, 2001
Ryan Tannehill	104	Texas Tech	Oct. 18, 2008
Uzoma Nwachukwu	101	Utah State	Sept. 19, 2009

SINGLE GAME TOUCHDOWNS

PLAYER	TDS	OPPONENT	DATE
Uzoma Nwachukwu	3	Utah State	Sept. 19, 2009
Jeff Fuller	2	Colorado	Nov. 1, 2008
Ryan Tannehill	2	at Oklahoma State	Oct. 4, 2008
Jeff Fuller	2	at New Mexico	Sept. 6, 2008
Leeland McElroy	2	LSU	Sept. 4, 1993
Brian Mitchell	2	SMU	Nov. 23, 1991

SINGLE GAME RECEPTIONS

PLAYER	REC.	OPPONENT	DATE
Ryan Tannehill	12	Kansas State	Oct. 11, 2008
Terrence Murphy	10	at Colorado	Oct. 13, 2001
Uzoma Nwachukwu	8	Oklahoma State	Oct. 10, 2009
Jeff Fuller	8	at Iowa State	Oct. 25, 2008
Jeff Fuller	7	Kansas State	Oct. 11, 2008
Ryan Tannehill	7	at Oklahoma State	Oct. 4, 2008
Jeff Fuller	6	Colorado	Nov. 1, 2008
Ryan Tannehill	6	at Iowa State	Oct. 25, 2008
Rod Bernstine	6	Arkansas	Nov. 12, 1983

SEASON YARDS

PLAYER	YARDS	YEAR
Ryan Tannehill	844	2008
Uzoma Nwachukwu	670	2009
Jeff Fuller	630	2008
Brian Mitchell	519	1991
Terrence Murphy	518	2001
Richard Osborne	440	1972
Kerry Franks	278	2004
Ryan Matthews	276	1991
Shea Walker	275	1983

SEASON TOUCHDOWNS

PLAYER	TDS	YEAR
Jeff Fuller	9	2008
Uzoma Nwachukwu	6	2009
Ryan Tannehill	5	2008
Leeland McElroy	4	1993
Brian Mitchell	4	1991

SEASON RECEPTIONS

PLAYER	REC.	YEAR
Ryan Tannehill	55	2008
Jeff Fuller	50	2008
Uzoma Nwachukwu	37	2009
Terrence Murphy	36	2001
Richard Osborne	31	1972
Rod Bernstine	24	1983
George Smith	23	1982

LONGEST RECEPTIONS

PLAYER	REC.	OPPONENT	DATE
Kerry Franks	84	Wyoming	Sept. 11, 2004
Uzoma Nwachukwu	66	at Kansas State	Oct. 17, 2009
Brian Mitchell	61	at Tulsa	Sept. 22, 1991
Brandal Jackson	60	vs Arkansas	Oct. 3, 2009
Jeff Fuller	59	Colorado	Nov. 1, 2008
Leeland McElroy	58	LSU	Sept. 4, 1993
Sirr Parker	56	SMU	Oct. 14, 1995
Ryan Tannehill	55	Oklahoma	Nov. 8, 2008
Ryan Tannehill	55	Kansas State	Oct. 11, 2008
Tony Thompson	52	Tulsa	Sept. 28, 1985
Uzoma Nwachukwu	50	Utah State	Sept. 19, 2009
Brian Mitchell	48	Houston	Oct. 26, 1991
Brian Mitchell	47	at Baylor	Oct. 19, 1991
Brian Mitchell	47	at Rice	Nov. 2, 1991
Terrence Murphy	45	Notre Dame	Sept. 29, 2001
Kenric McNeal	44	New Mexico	Sept. 5, 2009
Terrence Murphy	44	at Kansas State	Oct. 20, 2001

RECORDS

ALL-PURPOSE / SCORING

ALL-PURPOSE SEASON YARDS

PLAYER	TOTAL	YEAR
Cyrus Gray	1,592	2008
Danté Hall	1,551	1996
Leeland McElroy	1,427	1993
Greg Hill	1,318	1991
Courtney Lewis	1,115	2003
Christine Michael	1,034	2009
Curtis Dickey	1,020	1976

SCORING SEASON POINTS


PLAYER	PTS.	YEAR
Terry Venetoulis, K	87	1990
Leeland McElroy, rb	84	1993
Kyle Bryant, K	82	1994
Greg Hill, rb	72	1991
Todd Pegram, K	68	2002
Tony Franklin, K	63	1975
Robert Wilson, rb	60	1989

SEASON FIELD GOALS

PLAYER	FG-ATT.	PCT.	YEAR
Kyle Bryant	17-25	.680	1994
Todd Pegram	12-21	.571	2002
Tony Franklin	12-28	.429	1975

LONGEST FIELD GOAL

PLAYER	LG	OPPONENT	DATE
Kyle Bryant	61	Southern Miss	Sept. 24, 1994
Tony Franklin	59	at Rice	Nov. 15, 1975



Kyle BRYANT

DEFENSE



Dat NGUYEN

RECORDS

SEASON SACKS

PLAYER	SACKS	YEAR
Damontre Moore	5.5	2010
Sam Adams	5.5	1991
Aaron Wallace	5	1986
Alex Morris	4	1985
Kevin Tucker	3.5	1989

SEASON TFLs

PLAYER	TACKLES	YEAR
Brian Gamble	10	1999
Dat Nguyen	7	1995
Damontre Moore	6.5	2010
Kyle Mangan	6.5	2009
Jason Jack	6	2004
Sam Adams	5	1991
John Roper	5	1985
Alex Morris	5	1985
Von Miller	4	2007
Jorrie Adams	4	2004
Jaxson Appel	4	2002
Kevin Tucker	4	1989

SEASON TACKLES

PLAYER	TACKLES	YEAR
Mike Little	105	1978
Dat Nguyen	94	1995
Erik Mayes	69	2004
Jaxson Appel	69	2002
Domingo Bryant	66	1982
Trent Hunter	65	2008
Kyle Mangan	63	2009
Japhus Brown	62	2004
Brian Gamble	60	1999
Sammy O'Brient	58	1984
Jason Jack	48	2004
Ray Childress	45	1981
Warrick Holdman	44	1995
Pat Henry	44	1989
John Roper	43	1985

SEASON INTs

PLAYER	INTS	YEAR
Jaxson Appel	4	2002
Trent Hunter	3	2008
Japhus Brown	3	2004

SEASON SOLOS

PLAYER	TACKLES	YEAR
Dat Nguyen	65	1995
Jaxson Appel	49	2002
Trent Hunter	46	2008
Erik Mayes	42	2004
Brian Gamble	36	1999
Domingo Bryant	36	1982
Japhus Brown	33	2004
Jerry Bullitt	31	1980
Ray Childress	29	1981
John Roper	28	1985
Kyle Mangan	26	2009
Warrick Holdman	26	1995
Rod Saddler	26	1983
Sammy O'Brient	25	1984
Sam Adams	24	1991

MOST PASS BREAKUPS

PLAYER	PBUS	YEAR
Sean Weston	15	2000
Erik Mayes	8	2004
Danny Gorrer	7	2005
Several with 5		

TEAM RECORDS

TOTAL OFFENSE

GAME YARDS

YDS	PLAYS	OPPONENT	DATE
774	76	Louisiana-Lafayette	Sept. 15, 1990
719	73	Baylor	Oct. 11, 2003
714	62	SMU	Sept. 17, 2005
705	103	TCU	Nov. 22, 1986
702	84	Tulsa	Sept. 28, 1985
687	91	at TCU	Nov. 19, 1977
681	83	Baylor	Oct. 15, 2011
670	84	at SMU	Nov. 3, 1990
628	89	vs Arkansas	Oct. 1, 2011
624	95	North Texas	Sept. 21, 1996
623	93	Texas Tech	Oct. 30, 2010
622	92	Rice	Oct. 23, 1976
615	87	Memphis	Sept. 30, 1978
606	90	New Mexico	Sept. 5, 2009
606	71	La. Tech	Oct. 5, 1996
606	91	Tulsa	Sept. 18, 1999
602	83	at Rice	Oct. 24, 1987
594	90	at TCU	Nov. 7, 1991

Most Yards, Season6,3732011
Most Avg. Yds/Game490.22011
Most Avg. Yds/Play, Game10.2 ...Sept. 15, 1990
 vs. SW Louisiana
Fewest Total Yards, Game12Oct. 25, 1930
 vs. TCU

GAME PLAYS

PLYS	YDS	OPPONENT	DATE
106	535	at Oklahoma State	Sept. 30, 2010
103	705	TCU	Nov. 22, 1986
99	500	Missouri	Oct. 29, 2011
99	539	Stephen F. Austin	Sept. 4, 2011
98	442	at Houston	Oct. 8, 1988
97	447	Colorado	Sept. 28, 1996
95	624	North Texas	Sept. 21, 1996
94	469	La. Tech	Sept. 25, 1982
94	522	Texas Tech	Oct. 4, 1986
94	423	Louisiana-Lafayette	Aug. 31, 2002
92	527	at Oklahoma	Nov. 5, 2011
93	623	Texas Tech	Oct. 30, 2010
93	458	vs Arkansas	Oct. 3, 2009
92	622	Rice	Oct. 23, 1976
92	539	Louisiana-Monroe	Sept. 21, 1985
90	510	at Iowa State	Oct. 22, 2011

Fewest Plays, Game29Nov. 10, 1945
 vs. SMU
Most Plays, Season1,0442011
 507 run/537 pass 13 games
8971988
 653 run/244 pass 12 games
8951986
 514 run/381 pass 12 games

GAME FIRST DOWNS

NO.	OPPONENT	DATE
38	TCU	Nov. 22, 1986
35	Baylor	Oct. 15, 2011
35	Texas Tech	Oct. 30, 2010
34	at Texas Tech	Oct. 24, 2009
33	Stephen F. Austin	Sept. 4, 2010
33	Southwestern Louisiana	Sept. 15, 1990
33	at TCU	Nov. 7, 1991
32	Baylor	Oct. 11, 2003
32	Tulsa	Sept. 28, 1985
32	at SMU	Nov. 3, 1990

Fewest First Downs, Game0 ..Oct. 25, 1930
 vs. TCU

Most First Downs, Season3232011

RUSHING

GAME YARDS

YDS	ATT.	OPPONENT	DATE
606	85	at TCU	Nov. 19, 1977
555	70	at SMU	Nov. 3, 1990
526	79	Rice	Oct. 23, 1976
526	59	Louisiana-Lafayette	Sept. 15, 1990
523	79	Memphis	Sept. 30, 1978
518	61	TCU	Nov. 20, 1976
437	49	Baylor	Oct. 11, 2003
434	61	Clemson	Sept. 14, 1974
432	66	SMU	Nov. 10, 1973
425	54	La. Tech	Oct. 5, 1996
417	73	at LSU	Sept. 21, 1974
409	63	LSU	Sept. 14, 1991

Most Yards, Season3,8291990
Fewest Yards, Season7311965
Most Avg. Yds/Game319.11990
Most Avg. Yds/Play, Game8.91990
 vs. SW Louisiana
8.92003
 Baylor

Most Average Yards Per Carry, Season5.81990

GAME ATTEMPTS

ATT.	YDS	OPPONENT	DATE
85	606	at TCU	Nov. 19, 1977
79	378	at Rice	Nov. 15, 1975
79	526	Rice	Oct. 23, 1976
79	523	Memphis	Sept. 30, 1978
78	349	at SMU	Oct. 30, 1976

Most Attempts, Season7091977
Fewest Attempts, Game15Nov. 8, 1947
 vs. SMU

GAME FIRST DOWNS

NO.	OPPONENT	DATE
28	at SMU	Nov. 3, 1990
25	at TCU	Nov. 19, 1977
24	Rice	Oct. 23, 1976
24	Rice	Oct. 28, 1978
23	Texas Tech	Oct. 1, 1988

Most First Downs, Season1961990
Fewest First Downs, Game0Oct. 25, 1930
 vs. TCU

GAME TOUCHDOWNS

TDS	OPPONENT	DATE
11	Miami (Fla.)	Dec. 8, 1944
8	SMU	Sept. 17, 2005
8	Baylor	Oct. 11, 2003



SCORING

GAME POINTS

PTS	OPPONENT	YEAR
110	Daniel Baker	Oct. 1, 1920
98	Dallas University	Oct. 12, 1917
77	Sam Houston State	Oct. 23, 1925
77	Sam Houston State	Oct. 3, 1919
77	Mo. School of Mines	Nov. 17, 1916
74	TCU	Nov. 22, 1986
73	Baylor	Oct. 11, 2003
73	Missouri	Sept. 18, 1993
70	at Miami (Fla.)	Dec. 8, 1944
69	vs Sewanee	Oct. 6, 1928
66	Southwestern Louisiana	Sept. 20, 1997
66	Austin College	Oct. 5, 1917
65	SMU	Sept. 17, 2005
65	SMU	Sept. 17, 1991
65	vs BYU (Holiday Bowl)	Dec. 29, 1990

Most Points, Season5082011

GAME TOUCHDOWNS

(since 1944 only)

NO.	OPPONENT	YEAR
11	at Miami (Fla.)	Dec. 8, 1944
10	TCU	Nov. 22, 1986
10	Baylor	Oct. 11, 2003
10	Missouri	Sept. 18, 1993
9	SMU	Sept. 17, 1991
9	vs BYU (Holiday Bowl)	Dec. 29, 1990
9	Southwestern Louisiana	Sept. 15, 1990
9	SMU	Nov. 4, 1989

Most Touchdowns, Season602011
532009
531997

PASSING

MOST YARDS, GAME

YDS	OPPONENT	DATE
449	Texas Tech	Oct. 30, 2010
428	at Kansas	Oct. 19, 2002
419	Kansas State	Oct. 11, 2008
415	Baylor	Oct. 15, 2011
409	at Oklahoma State	Sept. 30, 2010
405	SMU	Sept. 17, 2005
389	Tulsa	Sept. 18, 1999
385	Colorado	Sept. 28, 1996
381	at Iowa State	Oct. 25, 2008
379	at Oklahoma	Nov. 5, 2011
377	Idaho	Sept. 17, 2011
376	at SMU	Nov. 9, 1968
367	Texas Tech	Oct. 5, 2002
362	Texas	Nov. 23, 2007
362	Kansas	Oct. 16, 1999
361	New Mexico	Sept. 5, 2009
360	Oklahoma	Nov. 6, 2004
359	at Texas	Nov. 29, 1996

Most Yards, Season3,7842011

Fewest Yards, Season3361960

Fewest Yards, Game0Sept. 18, 1954
 vs. Texas Tech

GAME COMPLETIONS

NO.	YDS	OPPONENT	DATE
40	409	at Oklahoma State	Sept. 30, 2010
36	449	Texas Tech	Oct. 30, 2010
35	317	Missouri	Oct. 29, 2011
34	385	Colorado	Sept. 28, 1996
33	298	TCU	Nov. 20, 1982
32	379	Oklahoma	Nov. 5, 2011
32	361	New Mexico	Sept. 5, 2009
32	376	at SMU	Nov. 9, 1968
31	347	SFA	Sept. 4, 2010
31	381	at Iowa State	Oct. 25, 2008
30	377	Idaho	Sept. 12, 2011
30	345	vs Arkansas	Oct. 3, 2009
30	341	at Wyoming	Sept. 6, 2001
30	334	at Colorado	Oct. 13, 2001

Most Completions, Season3312011

Fewest Completions, Season31960

GAME ATTEMPTS

ATT.	YDS	OPPONENT	DATE
64	385	Colorado	Sept. 28, 1996
63	379	at Oklahoma	Nov. 5, 2011
62	409	at Oklahoma State	Sept. 30, 2010
58	345	vs Arkansas	Oct. 3, 2009
58	376	at SMU	Nov. 9, 1968
55	319	Arkansas	Nov. 2, 1968
53	317	Missouri	Oct. 29, 2011
51	252	Oklahoma	Nov. 8, 2008
50	449	Texas Tech	Oct. 30, 2010
50	334	at Colorado	Oct. 13, 2001
49	224	Texas	Nov. 24, 2011
49	278	at Baylor	Oct. 26, 1968
48	322	Missouri	Oct. 16, 2010
48	280	at Rice	Oct. 22, 1983

GAME INT'S THROWN

NO.	OPPONENT	YEAR
7	Texas	Nov. 25, 1943
7	at Rice	Nov. 14, 1953
5	at Oklahoma State	Sept. 30, 2010
5	at Oklahoma	Sept. 11, 1993
5	vs Ohio State	Jan. 1, 1987
5	at LSU	Sept. 13, 1986
5	at Texas	Nov. 28, 1968
5	at LSU	Oct. 9, 1948

Most Passes Had Intercepted, Season ..301941

Fewest Passes Had Intercepted, Season41956, 1997, 2004, 2006

Most Passes Thrown Without an Interception 229 2009

GAME FIRST DOWNS

NO.	OPPONENT	YEAR
22	at SMU	Nov. 9, 1968
20	Missouri	Oct. 29, 2011
20	at Oklahoma	Nov. 5, 2011
20	at Oklahoma State	Sept. 30, 2010
20	Texas Tech	Oct. 30, 2010
19	Idaho	Sept. 17, 2011
19	at Iowa State	Oct. 25, 2008
19	Colorado	Sept. 28, 1996
18	SFA	Sept. 4, 2010
18	vs Arkansas	Sept. 5, 2009

Most First Downs, Season1892011

OTHER PASS RECORDS

Most Touchdowns, Game7Oct. 5, 2002
 vs. Texas Tech

Most Touchdowns, Season22011

Best Completion Pct., Game (10 att.)

.....90.5%Nov. 14, 1981

vs. Arkansas 19-of-21

Best Completion Pct., Season61.2%2006

RECORDS

SPECIAL TEAMS

FIELD GOALS/ EXTRA POINTS

Most Field Goals, Game	6.....vs. Arkansas State..... Sept. 17, 1983
Most Field Goals, Season	29.....2011
Most Extra Points, Game	10.....vs. Missouri..... Sept. 18, 1993 vs. Baylor..... Oct. 11, 2003
Most Extra Points, Season	55.....2011
Consecutive Extra Points	122.....2008-11

PUNT RETURNS

Most Returns, Game	13.....at LSU..... Sept. 20, 1975
Most Returns, Season	69.....1943
Most Yards, Game	319.....at NTAC, Arlington..... Oct. 23, 1943
Most Yards, Season	933.....1941
Best Return Average, Season	17.9.....1993
Most Touchdowns, Game	1.....many times
Most Touchdowns, Season	4.....1987

KICKOFF RETURNS

Most Returns, Game	10.....three times (last at Oklahoma, Nov. 14, 2009)
Most Yards, Game	319.....vs. Oklahoma..... Nov. 8, 2008
Best Return Average, Season	31.2.....1993

PUNTING

Most Punts, Game	17.....vs. SMU..... Nov. 10, 1945
Fewest Punts, Game	0.....vs. Baylor..... Oct. 15, 2011 vs. Kansas..... Nov. 19, 2011 vs. Iowa State..... Oct. 31, 2009 vs. La.-Monroe..... Sept. 15, 2007 vs. Rice..... Oct. 27, 1990 vs. Southwestern La..... Sept. 15, 1990
Most Punts, Season	92.....1946
Best Average, Game	57.2.....at Texas Tech (5 punts) ..Oct. 2, 1999
Best Average, Season	47.0.....1997



MISCELLANEOUS

FUMBLES LOST

Most Fumbles, Game	10.....vs. Ellington Field..... Sept. 22, 1945 at Texas..... Nov. 25, 1954
Most Fumbles Lost, Game	9.....vs. Ellington Field..... Sept. 22, 1945
Most Fumbles, Season	50.....1973
Most Fumbles Lost, Season	31.....1974

PENALTIES

Most Penalties, Game	16.....vs. Utah State..... Sept. 19, 2009 vs. La.-Lafayette..... Aug. 31, 2002 vs. TCU..... Nov. 24, 1990 vs. Texas Tech..... Oct. 4, 1986
Most Penalties, Season	108.....1995
Most Yards Penalized, Game	167.....vs. Texas Tech..... Sept. 24, 1949 14 penalties
Most Yards Penalized, Season	895.....1991
Fewest Penalties, Game	0.....many times (last vs. Texas Tech, Oct. 3, 1992)
Fewest Penalties, Season	27.....1937
Fewest Yards Penalized, Season	200.....31 penalties.....1948
Most First Downs	6.....vs. Missouri..... Nov. 16, 2002

OTHER

Most Consecutive Games Won	20.....1938-40
SWC Games Won	26.....1991-95
Big 12 Games Won	11.....1997-98
Games Unbeaten (incl. ties)	20.....1938-40 (all wins)
SWC Games Unbeaten (incl. ties)	29.....1991-95 (all wins)
Home Games Unbeaten (incl. ties)	35.....1989-95
Home Games Won	31.....1990-95
Unbeaten SWC Seasons	10.....1917, 19, 21, 27, 39, 56, 91, 92, 93, 94
Untied, Unbeaten Seasons	3.....1917, 1919, 1939
Unbeaten Seasons (with ties)	3.....1927, 1956, 1994
National Championship Teams	1.....1939
SWC Titles Won or Shared	17
Consecutive Shutouts	19.....1918-1920 (SWC record)
Consecutive Games Not Shutout	142.....Sept. 24, 1988-Nov. 6, 1999
Consecutive Games Not Shutout Streak (entering '12)	76.....Nov. 15, 2003-present
Bowl Appearances	31.....13-18
Bowl Championship Series Appearances	1.....1999 Sugar
Worst Defeat	77-0.....at Oklahoma..... Nov. 8, 2003
Worst Defeat, SWC	52-14.....at Texas..... Nov. 26, 1970
Worst Defeat, Big 12	77-0.....at Oklahoma..... Nov. 8, 2003
Big 12 Titles	1.....1998
Big 12 South Division Titles	2.....1997, 1998, 2010

DEFENSE

RUSHING

Fewest Rushes Allowed, Game	14.....at Houston..... Nov. 12, 1992
Fewest Rushes Allowed, Season	272.....1939
Fewest Yards Allowed, Game	-58.....vs. TCU..... Oct. 19, 1974
Fewest Yards Allowed, Season	399.....(9 games).....1940
Lowest Average Allowed Per Rush, Season	1.3.....1940
Lowest Average Allowed Per Game	41.5.....1939

PASSING

Fewest Completions Allowed, Game	0.....vs. Ellington Field..... Sept. 22, 1945 vs. Oklahoma A&M..... Sept. 25, 1954 vs. Arkansas..... Nov. 3, 1956 vs. Texas..... Nov. 22, 1973 at SMU..... Nov. 9, 1974 vs. Arkansas..... Nov. 16, 1991
Fewest Completions Allowed, Season	33.....(138 att.)..... * 1943
Fewest Yards Allowed, Game	0.....same six opponents as above
Fewest Yards Allowed Season	348..... * 1939
Fewest TD Passes Allowed Season	0..... * 1957
Lowest Completion Percentage Allowed	(33 of 138)..... 23.9..... * 1943
Lowest Average Allowed Per Game	34.8.....1939
Most Interceptions, Game	7.....vs. Utah..... Nov. 14, 1936
Most Interceptions, Season	27.....1967
	* SWC record

QB SACKS

Most Sacks, Season	56.....1991
Most Sack Yardage, Season	388.....1991
Most Average Sacks Per Game	5.1.....1991

TOTAL OFFENSE

Fewest Plays Allowed, Game	38.....vs. Ellington Field..... Sept. 22, 1945
Fewest Plays Allowed, Season	447..... * 1939
Fewest Avg Yds Allowed, Play	1.71.....(447-763) (NCAA record)..... * 1939

Fewest Yds Allowed, Game	-19.....vs. Ellington Field..... * Sept. 22, 1945
Fewest Yards Allowed, Season	763..... * 1939
Lowest Average Allowed Season	76.3.....1939
Fewest First Downs Allowed, Game	0.....vs. Ellington Field..... Sept. 22, 1945
Fewest First Downs Allowed, Season	54..... * 1939
	* SWC record

PUNTING

Most Punts Forced, Game	17.....at Texas Tech..... * Oct. 2, 1943
Most Punts Forced, Season	114.....1939
Lowest Average Punt, Game (min. five)	22.1.....TCU (9 for 199)..... Oct. 14, 1944
Lowest Average Punt, Season	34.4.....1949
Most Punts Blocked, Season	5.....1941
Lowest Punt Return Average Allowed, Season	1.3.....1973
Fewest Punt Returns Allowed, Season	11 (52 punts).....1978
Fewest Punt Return Yards Allowed, Season	57 (11 returns).....1978
	* SWC record

PUNT RETURNS

Lowest Average Return Allowed, Season	1.3.....1973
--	--------------

KICKOFF RETURNS

Lowest Average Return Allowed, Season	13.9.....1955 (12th Man Kickoff Team).....13.1.....1983
--	--

SCORING

Fewest Points Allowed, Season	0.....(eight games)..... * 1919 (10 games)..... * 1919
Shutouts, Season	10..... * 1919
	* SWC record

FUMBLES

Most Fumbles Recovered, Game	7.....vs. Baylor..... Oct. 16, 1982
Most Fumbles Recovered, Season	29..... * 1952
	* SWC record

RECORDS



Cyrus GRAY

OPPONENT RECORDS

INDIVIDUAL

Most Rushing Yards

283 Cedric Benson..... Texas	Nov. 28, 2003
259 Ricky Williams..... Texas	Nov. 27, 1998
244 Mike Richardson..... SMU	Nov. 9, 1968

Most Rushing Attempts

44 Ricky Williams..... Texas	Nov. 27, 1998
39 Mike Richardson..... SMU	Nov. 9, 1968
39 Troy Davis..... Iowa State.....	Oct. 12, 1996

Highest Avg/Carry

17.7 Jim Benglis (6-106)..... LSU.....	Sept. 18, 1971
--	----------------

Most Completions

49 Kliff Kingsbury	Texas Tech	Oct. 5, 2002
--------------------------	------------------	--------------

Most Attempts

66 Seth Doege..... Texas Tech	Oct. 8, 2011
-------------------------------------	--------------

Most Passing Yards

536 Steve Sarkisian	BYU	Aug. 24, 1996
---------------------------	-----------	---------------

Most Touchdown Passes

8 B.J. Symons	Texas Tech.....	Oct. 4, 2003
---------------------	-----------------	--------------

Longest Pass Play Yards

90	Texas Tech	Sept. 25, 1948
Ernest Hawkins to Cal Steveson		

Most Consecutive Completions

14 Kliff Kingsbury	Texas Tech.....	Oct. 5, 2002
--------------------------	-----------------	--------------

Most Interceptions Thrown

7 Ricky Bridges	TCU	Oct. 15, 1966
-----------------------	-----------	---------------

Total Offense Yards

536 Steve Sarkisian.....	BYU	Aug. 24, 1996
(536 pass, 0 run)		

Pass Receptions

15 Chad Mackey.....	Louisiana Tech.....	Oct. 5, 1996
(177 yds.)		

Receiving Yards

281 Jarius Wright	Arkansas.....	Oct. 1, 2010
(13 receptions)		

TD Receptions

4 Jermaine Gresham	Oklahoma	Nov. 3, 2007
3 Lyle Leong.....	Texas Tech	Oct. 30, 2010
3 Terrence Toliver	LSU.....	Jan. 7, 2010
3 Dez Bryant	Oklahoma State ...	Oct. 4, 2008
3 Bear Pascoe.....	Fresno State.....	Sept. 8, 2007
3 Robert Johnson	Texas Tech.....	Sept. 30, 2006
3 Mark Clayton	Oklahoma	Nov. 8, 2003
3 Nehemiah Glover	Texas Tech	Oct. 4, 2003
3 Larry Fitzgerald.....	Pittsburgh	Sept. 27, 2003
3 Lawrence Elkins.....	Baylor.....	Oct. 26, 1963

Most All-Purpose Yards

327 Wes Welker	Texas Tech	Oct. 5, 2002
----------------------	------------------	--------------

Most Points Scored

30 Collin Klein	Kansas State.....	Nov. 12, 2011
-----------------------	-------------------	---------------

TDs Scored

5 Collin Klein (5 run)	Kansas State.....	Nov. 12, 2011
------------------------------	-------------------	---------------

Most Tackles

31 Putt Choate	SMU.....	Oct. 30, 1976
----------------------	----------	---------------

Most Interceptions

5 Wear Schoonover.....	Arkansas.....	Oct. 26, 1929
------------------------	---------------	---------------

Most INT Return Yards

116 Bill Kosch (2 int.).....	Nebraska.....	Sept. 25, 1971
------------------------------	---------------	----------------

Longest INT Return

95 Bill Kosch	Nebraska.....	Sept. 25, 1971
---------------------	---------------	----------------

Most Field Goals

5 Kendall Trainor	Arkansas.....	Nov. 12, 1988
-------------------------	---------------	---------------

Longest Field Goal Yards

59 Russell Erxleben	Texas	Dec. 2, 1978
---------------------------	-------------	--------------

Best Punting Avg Yards

53.5 Jeff Ferguson (2 punts).....	Oklahoma	Nov. 11, 2000
-----------------------------------	----------------	---------------

Longest Punt

81 Danny Thomas.....	SMU	Nov. 7, 1964
81 Mitch Tyner	Clemson	Oct. 6, 1973

Most Punt Returns

10 Doak Walker (138 yds.)	SMU	Nov. 10, 1945
--------------------------------	-----------	---------------

Most Punt Return Yds

166 Wes Welker (6 ret.)	Texas Tech.....	Oct. 5, 2002
-------------------------------	-----------------	--------------

Longest Punt Return

88 Wes Welker.....	Texas Tech.....	Oct. 5, 2002
--------------------	-----------------	--------------

Most Kickoff Ret. Yards

171 James Dixon (5 ret.).....	Houston	Oct. 10, 1987
-------------------------------	---------------	---------------

Longest Kickoff Return Yards

100 Kyle Rote	SMU	Nov. 5, 1949
---------------------	-----------	--------------

Most Tandem Yards

293 Mike Richardson.....	SMU	Nov. 9, 1968
(244r, 49 r)		

TEXAS A&M WINNING STREAKS

WINNING STREAKS

GM	YEARS	ENDED BY	SCORE
20	1938-40	Texas	0- 7
14	1956-57	Rice	6- 7
13	1917-18	Texas	0- 7
12	1992	Notre Dame	3-28
12	1919-20	LSU	0- 0
10	1998	Texas	24-26
10	1909-10	Arkansas	0- 5
10	1975	Arkansas	6-31
10	1976-77	Michigan	3-41
9	1911-12	Kansas State	10-13
9	1914-15	Rice	0- 7
9	1940-41	Texas	0-23
9	1991	Florida State	2-10
9	1993	Notre Dame	21-24

UNBEATEN STREAKS

GM	W	T	YEARS	ENDED BY	SCORE
19	17	2	1918-20	Texas	3- 7
18	17	1	1956-57	Rice	6- 7
13	12	1	1994-95	Colorado	21-29
12	12	0	1992	Notre Dame	3-28
12	10	2	1902-03	Oklahoma	0- 6
12	11	1	1927-28	Centenary	0- 6
10	10	0	1998	Texas	24-26
9	9	0	1993	Notre Dame	21-24
9	9	0	1991	Florida State	2-10
9	8	1	1942-43	Texas	13-27

UNBEATEN STREAKS (REGULAR SEASON ONLY)

GM	W	T	YEARS	ENDED BY	SCORE
23	23	0	1991-93	Oklahoma	14-44
19	19	0	1938-40	Texas	0- 7
19	17	2	1918-20	Texas	3- 7
18	17	1	1956-57	Rice	6- 7
13	12	1	1994-95	Colorado	21-29
12	12	0	1992	Notre Dame	3-28
12	11	1	1927-28	Centenary	0- 6
12	10	2	1902-03	Oklahoma	0- 6

WINNING STREAKS IN BIG 12 PLAY (REGULAR SEASON ONLY)

GM	YEARS	ENDED BY	SCORE
11	1997-98	Texas	24-26
6	2010-11	Oklahoma State	29-30

WINNING STREAKS IN SWC PLAY

GM	YEARS	ENDED BY	SCORE
26	1991-94	SMU	21-21
12	1938-40	Texas	0- 7
10	1956-57	Rice	6- 7
10	1976-77	Arkansas	20-26
10	1985-86	Arkansas	10-14
10	1987-88	Arkansas	20-25

UNBEATEN STREAKS IN SWC PLAY

GM	W	T	YEARS	ENDED BY	SCORE
29	28	1	1991-95	Texas Tech	7-14
15	12	3	1919-22	Arkansas	7-13

WINNING STREAKS (NON-CONFERENCE)

GM	YEARS	ENDED BY	SCORE
9	1914-15	Rice	0- 7
9	1911-12	Kansas State	10-13
8	1910-11	Texas	0- 6
7	1907	Texas	6-11
7	1904-05	Transylvania, Ky.	6-29

UNBEATEN STREAKS (NON-CONFERENCE)

GM	W	T	YEARS	ENDED BY	SCORE
12	11	1	1909-10	Arkansas	0- 5
12	10	2	1902-03	Oklahoma	0- 6

TEAM

Most Total Yards	669	Texas Tech	Oct. 4, 2003
(64 rush, 605 pass)			

Most Total Play	105	Texas Tech	Oct. 8, 2011
(39 r, 66 p, 523 y)			

Most Rushing Yards	393	Texas	Nov. 28, 2003
--------------------------	-----------	-------------	---------------

Most Rushes.....	79	Texas	Nov. 22, 1973
------------------	----------	-------------	---------------

Most Passing Yards	605	Texas Tech	Oct. 4, 2003
--------------------------	-----------	------------------	--------------

Most Pass Completions	49	Texas Tech	Oct. 5, 2002
-----------------------------	----------	------------------	--------------

Most Pass Attempts.....	68	Louisiana Tech.....	Sept. 4, 1999
-------------------------	----------	---------------------	---------------

Most Field Goals	5	Arkansas.....	Nov. 12, 1988
------------------------	---------	---------------	---------------

Most Fumbles Lost.....	7	Baylor.....	Oct. 16, 1982
------------------------	---------	-------------	---------------

Most Penalties.....	16	Baylor.....	Oct. 24, 1959
---------------------	----------	-------------	---------------

Fewest Penalties.....	0	Houston	Oct. 10, 1981
-----------------------	---------	---------------	---------------

ANNUAL TEAM STATISTICS

TOTAL OFFENSE

YEAR	POINTS	GAMES	AVG
2011	* 6,373	13	* 490.2
2010	5,744	13	441.8
2009	6,055	13	465.8
2008	4,091	12	340.9
2007	5,161	13	397.0
2006	5,166	13	397.4
2005	4,865	11	442.3
2004	5,141	12	428.4
2003	4,678	12	389.8
2002	4,634	12	386.1
2001	3,363	11	305.7
2000	4,198	11	381.6
1999	4,115	11	374.0
1998	4,056	13	312.0
1997	4,497	12	374.8
1996	4,854	12	404.5
1995	4,143	11	376.6
1994	3,962	11	360.2
1993	4,409	11	400.8
1992	4,627	12	385.6
1991	4,804	11	436.7
1990	5,653	12	471.1
1989	4,128	11	375.3
1988	4,484	12	373.7
1987	3,719	11	338.1
1986	4,842	11	440.2
1985	4,612	11	419.3
1984	3,463	11	314.8
1983	3,400	11	309.1
1982	3,638	11	330.7
1981	4,243	11	385.7
1980	3,450	11	313.6
1979	3,567	11	324.3
1978	4,296	11	390.6
1977	4,178	11	379.8
1976	4,108	11	373.5
1975	3,670	11	333.6
1974	3,628	11	329.8
1973	4,064	11	369.5
1972	3,038	11	276.2
1971	2,708	11	246.2
1970	3,106	11	282.4
1969	2,774	10	277.4
1968	3,525	10	352.5
1967	2,701	10	270.1
1966	2,594	10	259.4
1965	1,950	10	195.0
1964	1,946	10	194.6
1963	1,817	10	181.7
1962	2,057	10	205.7
1961	2,416	10	241.6
1960	2,091	10	209.1
1959	2,163	10	216.3
1958	2,495	10	249.5
1957	2,760	10	276.0
1956	3,207	10	320.7
1955	2,605	10	260.5
1954	1,392	10	139.2
1953	2,565	10	256.5
1952	2,734	10	273.4
1951	3,470	10	347.0
1950	4,044	10	404.4

* denotes modern school record

RUSHING OFFENSE

YEAR	POINTS	GAMES	AVG
2011	2,589	13	199.2
2010	2,145	13	165.0
2009	2,394	13	184.2
2008	1,062	12	88.5
2007	2,751	13	211.6
2006	2,689	13	206.8
2005	2,584	11	234.9
2004	2,007	12	167.2
2003	2,127	12	177.2
2002	1,418	12	118.2
2001	1,254	11	114.0
2000	1,610	11	146.4
1999	1,602	11	145.6
1998	1,985	13	152.7
1997	2,465	12	205.4
1996	2,764	12	230.3
1995	1,936	11	176.0
1994	1,892	11	172.0
1993	2,577	11	234.3
1992	2,734	12	227.8
1991	2,850	11	259.1
1990	* 3,829	12	* 319.1
1989	2,199	11	199.9
1988	3,102	12	258.5
1987	2,551	11	231.9
1986	2,151	11	195.5
1985	2,328	11	211.6
1984	1,742	11	158.4
1983	1,347	11	122.5
1982	1,419	11	129.0
1981	2,345	11	213.2
1980	2,078	11	188.9
1979	2,439	11	221.7
1978	2,998	11	272.6
1977	3,304	11	300.4
1976	3,007	11	273.4
1975	3,114	11	283.1
1974	2,942	11	267.5
1973	2,920	11	265.5
1972	1,866	11	169.6
1971	1,687	11	153.4
1970	1,196	11	108.7
1969	1,493	10	149.3
1968	1,188	10	118.8
1967	1,063	10	106.3
1966	955	10	95.5
1965	731	10	73.1
1964	827	10	82.7
1963	957	10	95.7
1962	1,442	10	144.2
1961	1,627	10	162.7
1960	1,755	10	175.5
1959	1,305	10	130.5
1958	954	10	95.4
1957	2,223	10	222.3
1956	2,638	10	263.8
1955	2,123	10	212.3
1954	1,084	10	108.4
1953	1,437	10	143.7
1952	1,609	10	160.9
1951	2,345	10	234.5
1950	2,986	10	298.6

* denotes modern school record

PASSING OFFENSE

YEAR	POINTS	GAMES	AVG
2011	* 3,784	13	* 291.1
2010	3,599	13	276.8
2009	3,661	13	281.6
2008	3,029	12	252.4
2007	2,410	13	185.4
2006	2,477	13	190.5
2005	2,281	11	207.4
2004	3,134	12	261.2
2003	2,551	12	212.6
2002	3,216	12	268.0
2001	2,109	11	191.7
2000	2,588	11	235.3
1999	2,513	11	228.5
1998	2,071	13	159.3
1997	2,032	12	169.3
1996	2,090	12	174.2
1995	2,207	11	200.6
1994	2,070	11	188.2
1993	1,832	11	166.5
1992	1,893	12	157.8
1991	1,954	11	177.6
1990	1,824	12	152.0
1989	1,929	11	175.4
1988	1,382	12	115.2
1987	1,168	11	106.2
1986	2,691	11	244.6
1985	2,284	11	207.6
1984	1,721	11	156.5
1983	2,053	11	186.6
1982	2,219	11	201.7
1981	1,898	11	172.5
1980	1,362	11	123.8
1979	1,128	11	102.6
1978	1,298	11	118.0
1977	874	11	79.5
1976	1,101	11	100.1
1975	556	11	50.5
1974	686	11	62.4
1973	1,144	11	104.4
1972	1,172	11	106.5
1971	1,021	11	92.8
1970	1,910	11	173.6
1969	1,281	10	128.1
1968	2,337	10	233.7
1967	1,638	10	163.8
1966	1,639	10	163.9
1965	1,219	10	121.9
1964	1,119	10	111.9
1963	860	10	86.0
1962	615	10	61.5
1961	789	10	78.9
1960	336	10	33.6
1959	858	10	85.8
1958	1,514	10	151.4
1957	537	10	53.7
1956	569	10	56.9
1955	482	10	48.2
1954	308	10	30.8
1953	1,128	10	112.8
1952	1,125	10	112.5
1951	1,125	10	112.5
1950	1,058	10	105.8

* denotes modern school record

SCORING OFFENSE

YEAR	POINTS	GAMES	AVG
2011	* 508	13	* 39.1
2010	406	13	31.2
2009	427	13	32.8
2008	300	12	25.0
2007	363	13	27.9
2006	362	13	27.8
2005	352	11	32.0
2004	341	12	28.4
2003	304	12	25.5
2002	345	12	28.7
2001	220	11	20.0
2000	307	11	27.9
1999	318	11	28.9
1998	321	13	24.7
1997	422	12	35.2
1996	351	12	29.3
1995	305	11	27.7
1994	319	11	29.0
1993	404	11	36.7
1992	349	12	29.1
1991	402	11	36.6
1990	400	12	33.3
1989	315	11	28.6
1988	293	12	24.4
1987	278	11	25.3
1986	360	11	32.7
1985	339	11	30.8
1984	245	11	22.3
1983	218	11	19.8
1982	286	11	26.0
1981	247	11	22.5
1980	160	11	14.6
1979	243	11	22.1
1978	263	11	23.9
1977	322	11	29.3
1976	327	11	29.7
1975	265	11	24.1
1974	222	11	20.2
1973	292	11	26.5
1972	165	11	15.0
1971	144	11	13.1
1970	170	10	17.0
1969	116	10	11.6
1968	196	10	19.6
1967	191	10	19.1
1966	145	10	14.5
1965	80	10	8.0
1964	88	10	8.8
1963	90	10	9.0
1962	61	10	6.1
1961	184	10	18.4
1960	73	10	7.3
1959	87	10	8.7
1958	124	10	12.4
1957	158	10	15.8
1956	223	10	22.3
1955	160	10	16.0
1954	106	10	10.6
1953	128	10	12.8
1952	213	10	21.3
1951	213	10	21.3
1950	344	10	34.4

* denotes modern school record

TOTAL DEFENSE

YEAR	YARDS	GAMES	AVG
2011	4,916	13	378.2
2010	4,736	13	364.3
2009	5,542	13	426.3
2008	5,543	12	461.9
2007	5,405	13	415.8
2006	4,194	13	322.6
2005	4,882	11	443.8
2004	4,641	12	386.8
2003	5,178	12	431.5
2002	4,061	12	338.4
2001	3,234	11	294.0
2000	3,538	11	321.6
1999	3,310	11	300.9
1998	3,761	13	289.3
1997	3,781	12	315.1
1996	3,944	12	328.7
1995	2,835	11	257.7
1994	2,920	11	265.5
1993	2,724	11	247.6
1992	3,642	12	303.5
1991	2,446	11	222.4
1990	3,625	12	302.1
1989	3,230	11	293.6
1988	3,372	11	281.0
1987	2,692	11	244.7
1986	2,835	11	257.7
1985	3,101	11	281.9
1984	3,488	11	317.1
1983	3,368	11	306.2
1982	4,433	11	403.0
1981	3,587	11	326.1
1980	3,744	11	340.4
1979	2,991	11	271.9
1978	2,631	11	239.2
1977	3,611	11	328.3
1976	2,356	11	214.2
1975	* 2,022	11	* 183.8
1974	2,272	11	206.5
1973	2,877	11	261.5
1972	3,283	11	298.5
1971	3,273	11	297.5
1970	4,059	11	369.0
1969	3,136	11	285.1
1968	3,775	10	377.5
1967	3,400	10	340.0
1966	3,221	10	322.1
1965	3,234	10	323.4
1964	2,558	10	255.8
1963	2,557	10	255.7
1962	2,677	10	267.7
1961	2,408	10	240.8
1960	2,396	10	239.6
1959	2,896	10	289.6
1958	2,796	10	279.6
1957	2,215	10	221.5
1956	2,088	10	208.8
1955	2,376	10	237.6
1954	2,616	10	261.6
1953	2,663	10	266.3
1952	2,065	10	206.5
1951	3,171	10	317.1
1950	3,641	10	364.1

* denotes modern school record

RUSHING DEFENSE

YEAR	YARDS	GAMES	AVG
2011	1,324	13	101.8
2010	1,692	13	130.2
2009	2,231	13	171.6
2008	2,631	12	219.2
2007	2,092	13	160.9
2006	1,717	13	132.1
2005	1,531	11	139.2
2004	1,710	12	142.5
2003	2,701	12	225.1
2002	1,571	12	130.9
2001	1,247	11	113.4
2000	1,169	11	106.3
1999	1,259	11	114.3
1998	1,582	13	121.7
1997	1,977	12	164.8
1996	1,256	12	104.7
1995	1,164	11	105.8
1994	1,016	11	92.4
1993	1,385	11	125.9
1992	1,412	12	117.7
1991	946	11	86.0
1990	1,903	12	158.6
1989	1,224	11	111.3
1988	1,456	11	121.3
1987	1,203	11	109.4
1986	1,222	11	111.1
1985	1,640	11	149.1
1984	1,673	11	160.3
1983	1,966	11	178.7
1982	2,251	11	204.6
1981	1,817	11	130.3
1980	2,190	11	199.1
1979	1,700	11	154.6
1978	1,264	11	114.9
1977	1,865	11	169.6
1976	1,064	11	96.7
1975	* 883	11	* 80.3
1974	1,521	11	138.3
1973	2,033	11	184.8
1972	1,812	11	164.7
1971	1,838	11	167.1
1970	2,592	11	235.6
1969	1,807	11	164.3
1968	2,024	10	202.4
1967	1,709	10	170.9
1966	2,012	10	201.2
1965	1,805	10	180.5
1964	1,393	10	139.3
1963	1,501	10	150.1
1962	1,501	10	150.1
1961	1,421	10	142.1
1960	1,761	10	176.1
1959	1,949	10	194.9
1958	1,906	10	190.6
1957	1,681	10	168.1
1956	1,302	10	130.2
1955	1,629	10	162.9
1954	1,997	10	199.7
1953	1,735	10	173.5
1952	1,488	10	148.8
1951	2,278	10	227.8
1950	1,928	10	192.8

* denotes modern school record

PASSING DEFENSE

YEAR	YARDS	GAMES	AVG
2011	3,592	13	276.3
2010	3,044	13	234.2
2009	3,311	13	254.7
2008	2,912	12	242.7
2007	3,313	13	254.8
2006	2,477	13	190.5
2005	3,351	11	304.6
2004	2,931	12	244.2
2003	2,477	12	206.4
2002	2,490	12	207.5
2001	1,987	11	180.6
2000	2,369	11	215.4
1999	2,053	11	186.6
1998	2,179	13	167.6
1997	1,804	12	150.3
1996	2,688	12	224.0
1995	1,617	11	151.9
1994	1,904	11	173.1
1993	1,339	11	121.7
1992	2,230	12	185.8
1991	1,500	11	136.4
1990	1,722	12	143.5
1989	2,006	11	182.4
1988	1,916	11	159.7
1987	1,489	11	135.4
1986	1,613	11	146.6
1985	1,461	11	132.8
1984	1,725	11	156.8
1983	1,402	11	127.5
1982	2,182	11	198.3
1981	2,154	11	195.8
1980	1,554	11	141.3
1979	1,291	11	117.4
1978	1,367	11	124.3
1977	1,746	11	158.7
1976	1,292	11	117.5
1975	1,139	11	103.5
1974	751	11	68.3
1973	844	11	76.7
1972	1,471	11	133.7
1971	1,435	11	130.5
1970	1,467	11	133.4
1969	1,329	11	120.8
1968	1,651	10	165.1
1967	1,691	10	169.1
1966	1,229	10	122.9
1965	1,429	10	142.9
1964	1,165	10	116.5
1963	1,056	10	105.6
1962	1,176	10	117.6
1961	987	10	98.7
1960	635	10	63.5
1959	947	10	94.7
1958	890	10	89.0
1957	* 534	10	* 53.4
1956	786	10	78.6
1955	746	10	74.6
1954	619	10	61.9
1953	928	10	92.8
1952	728	10	72.8
1951	893	10	89.3
1950	1,713	10	171.3

* denotes modern school record

SCORING DEFENSE

YEAR	POINTS	GAMES	AVG
2011	366	13	28.2
2010	285	13	21.9
2009	436	13	33.5
2008	449	12	37.4
2007	337	13	25.9
2006	267	13	20.5
2005	343	11	31.2
2004	291	12	24.2
2003	465	12	38.8
2002	280	12	23.3
2001	204	11	18.5
2000	196	11	17.8
1999	208	11	18.9
1998	190	13	14.6
1997	207	12	17.3
1996	257	12	21.4
1995	148	11	13.5
1994	147	11	13.4
1993	119	11	10.8
1992	168	12	14.0
1991	144	11	13.1
1990	218	12	18.2
1989	161	11	14.6
1988	253	11	21.1
1987	158	11	14.4
1986	187	11	17.0
1985	180	11	16.4
1984	217	11	19.7
1983	174	11	15.8
1982	314	11	28.5
1981	187	11	17.0
1980	259	11	23.6
1979	159	11	14.5
1978	171	11	15.6
1977	257	11	23.4
1976	126	11	11.5
1975	104	11	9.5
1974	131	11	11.9
1973	231	11	21.0
1972	243	11	22.1
1971	212	11	19.3
1970	304	11	27.6
1969	192	11	17.5
1968	184	10	18.4
1967	138	10	13.8
1966	183	10	18.3
1965	170	10	17.0
1964	162	10	16.2
1963	153	10	15.3
1962	155	10	15.5
1961	118	10	11.8
1960	117	10	11.7
1959	141	10	14.1
1958	217	10	21.7
1957	* 47	10	* 4.7
1956	81	10	8.1
1955	65	10	6.5
1954	177	10	17.7
1953	186	10	18.6
1952	187	10	18.7
1951	179	10	17.9
1950	206	10	20.6

* denotes modern school record

The 1917 and 1919 teams held opponents scoreless.

A&M IN THE NCAA RANKINGS

NCAA LEADERS

TOTAL DEFENSEyards allowed per game
1939.....76.3
1975.....183.8
1991.....222.4
RUSHING DEFENSEyards allowed per game
1939.....41.5
1940.....44.3
1975.....80.3
PUNT RETURNSaverage yards per return
1950.....17.6
1993.....17.9
KICKOFF RETURNSaverage yards per return
1993.....31.2
1994.....27.8
PUNTINGnet average yards per punt
1999.....42.7
QB SACKStotal per game
2011.....3.92

OFFENSE IN NCAA TOP 10 RANKINGS

YEAR	CATEGORY	STAT	RK
2011	TOTAL OFFENSE	490.2	7
	SACKS ALLOWED	0.69	4
	PUNT RETURNS	13.6	10
2009	TOTAL OFFENSE	465.8	5




DEFENSE IN NCAA TOP 10 RANKINGS

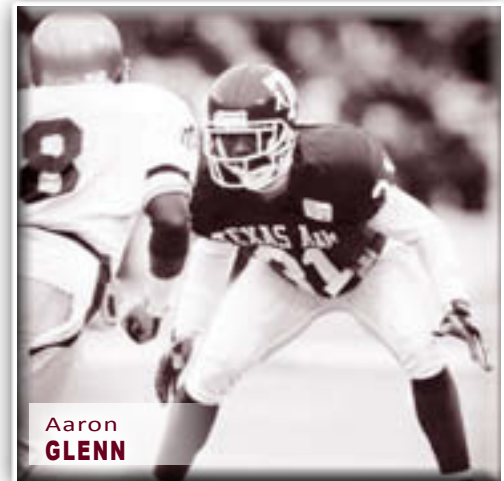
YEAR	CATEGORY	STAT	RK
2011	QB SACKS	3.91	1
	TACKLES FOR LOSS	8.0	3
2001	TOTAL DEFENSE	294.0	10
	PASS EFFICIENCY	99.7	9
2000	SCORING	17.8	10
1998	TOTAL DEFENSE	214.8	10
	SCORING	14.6	10
	TURNOVER MARGIN	+1.2	7
1995	TOTAL DEFENSE	257.7	3
	PASS EFFICIENCY	88.4	2
	SCORING	13.5	3
	RUSHING	105.8	8
1994	SCORING	13.4	4
	TOTAL DEFENSE	265.5	5
	RUSHING	92.4	6
1993	PASS EFFICIENCY	74.9	1
	TOTAL DEFENSE	247.6	3
	SCORING	10.8	2
	TURNOVER MARGIN	+1.2	4

YEAR	CATEGORY	STAT	RK
1992	SCORING	14.0	9
1991	TOTAL DEFENSE	222.4	1
	PASSING	136.4	1
	SCORING	13.1	7
	RUSHING	86.0	4
1987	TOTAL DEFENSE	244.7	7
	PASSING	135.4	9
1985	TOTAL DEFENSE	281.9	8
1983	PASSING	127.5	5
1978	TOTAL DEFENSE	239.1	6
1976	TOTAL DEFENSE	214.2	4
	RUSHING	96.7	2
1975	TOTAL DEFENSE	183.8	1
	RUSHING	80.3	1
	SCORING	9.5	5
1974	SCORING	11.9	11
	TOTAL DEFENSE	206.5	2
	PASSING	68.3	2
1973	PASSING	76.7	5

YEAR	CATEGORY	STAT	RK
1957	SCORING	4.7	2
	PASSING	53.4	10
1956	TOTAL DEFENSE	208.8	8
	RUSHING	130.2	6
1945	PASSING	44.6	3
1944	TOTAL DEFENSE	159.5	10
	RUSHING	76.7	5
1943	SCORING	5.1	4
	TOTAL DEFENSE	130.9	4
	PASSING	45.2	2
1940	RUSHING	44.3	1
	SCORING	3.8	4
1939	SCORING	1.8	1
	TOTAL DEFENSE	76.3	1
	RUSHING	41.5	1
	PASSING	34.8	2
1919	SCORING	0.0	1
1917	SCORING	0.0	1



Von MILLER



Aaron GLENN

RUSHING

YEAR	PLAYER	YARDS	RK
1950	Bob Smith	1,302	3
1988	Darren Lewis	1,692	2
1990	Darren Lewis	1,691	3

PASSING

YEAR	PLAYER	ATT/COMP/INT	YDS	RK
1941	Derace Moser	67-166-19	912	5
1943	Babe Hallmark	48-120-14	719	7
1944	Jim Cashion	59-113-13	852	3
1982	Gary Kubiak	181-324-11	1,948	8
2009	Jerrold Johnson	296-497-8	3,579	8

TOTAL OFFENSE

YEAR	PLAYER	YARDS	RK
1941	Derace Moser	1,250	8
1943	Babe Hallmark	1,080	5
1958	Charles Millstead	1,332	4
2004	Reggie McNeal	3,509	7
2009	Jerrold Johnson	4,085	3

POINTS RESPONSIBLE FOR

YEAR	PLAYER	PPG	RK
2009	Jerrold Johnson	17.85	4

RECEIVING

YEAR	PLAYER	REC-YDS	RK
1942	Bill Rogers	39-432	1
1943	Marion Flanagan	23-403	2
1944	Clarence Howell	24-394	4
1958	John Tracey	37-466	4
1965	Dude McLean	60-835	6
1986	Rod Bernstine	65-710	9

SACKS

YEAR	PLAYER	SACKS	RANK
2009	Von Miller	17	1

TACKLES FOR LOSS

YEAR	PLAYER	TFL-YDS	RANK
2009	Von Miller	21.5-125	5
2011	Damontre Moore	117.5-70	T-10

PUNT RETURNS

YEAR	PLAYER	PR-AVG	RK
1943	Marion Flanagan	49-475	1
1972	Carl Roaches	19-15.1	4
1991	Kevin Smith	19-14.5	7
1993	Aaron Glenn	17-19.9	1
2011	Dustin Harris	18-18.6	1

KICKOFF RETURNS

YEAR	PLAYER	KR-AVG	RK
1948	Bob Goode	16-40.7	5
1993	Leeland McElroy	15-39.3	1
2010	Coryell Judie	20-30.3	6

FIELD GOALS

YEAR	PLAYER	FG-ATT	PCT	RK
1996	Kyle Bryant	18-23	.783	10
1997	Kyle Bryant	18-22	.818	7
2011	Randy Bullock	29-33	.879	1

PUNTING

YEAR	PLAYER	AVG	RK
1942	Barney Welch	41.3	6
1944	Bobby Goff	40.3	5
1965	Phil Scoggin	43.6	4
1967	Steve O'Neal	42.0	8
1974	Mark Stanley	42.0	9
1992	David Davis	43.8	9
1995	Sean Terry	43.3	9
1997	Shane Lechler	47.0	3
1999	Shane Lechler	46.5	3
2002	Cody Scates	43.8	7
2006	Justin Brantly	44.3	10
2008	Justin Brantly	45.7	3

SCORING

YEAR	PLAYER	PTS	RK
1927	Joel Hunt	128	1
1939	John Kimbrough	60	5
1945	Bob Goode	66	9
1956	John David Crow	60	11
1976	George Woodard	102	8
1986	Scott Slater	100	4
1992	Greg Hill	102	5
1995	Leeland McElroy	96	6
2006	Jorvorskie Lane	114	6
2011	Randy Bullock	142	7

YEAR-BY-YEAR TEAM RECORD

Overall (117 seasons): 681-450-48

Year	Overall W- L	Conf W- L	Conf Finish	Bowl	Final Rank*	Coach
1894	1-1					F.D. Perkins
1895				did not field team		
1896	2-0-1					A.M. Soule, H.W. South
1897	1-2					C.W. Taylor
1898	4-2					H.W. Williams
1899	4-2					W.A. Murray
1900	2-2-1					W.A. Murray
1901	1-4					W.A. Murray
1902	7-0-2					J.E. Platt
1903	7-3-1					J.E. Platt
1904	4-2					J.E. Platt
1905	7-2					W.E. Bachman
1906	6-1					W.E. Bachman
1907	6-1-1					L.L. Larson
1908	3-5					N.A. Merriam
1909	7-0-1					C.B. Moran
1910	8-1					C.B. Moran
1911	6-1					C.B. Moran
1912	8-1					C.B. Moran
1913	3-4-2					C.B. Moran
1914	6-1-1					C.B. Moran
SOUTHWEST CONFERENCE ERA (1915-1995)						
1915	6-2	1-1	t-4th			E.H. Harlan
1916	6-3	2-1	t-3rd			E.H. Harlan
1917	8-0	2-0	1st			D.X. Bible
1918	6-1	1-1	t-3rd			D.V. Graves
1919	10-0	4-0	1st			D.X. Bible
1920	6-1-1	5-1	3rd			D.X. Bible
1921	6-1-2	3-0-2	1st	Dixie Classic		D.X. Bible
1922	5-4	2-2	t-3rd			D.X. Bible
1923	5-3-1	0-3-1	8th			D.X. Bible
1924	7-2-1	2-2-1	4th			D.X. Bible
1925	7-1-1	4-1	1st			D.X. Bible
1926	5-3-1	1-3-1	6th			D.X. Bible
1927	8-0-1	4-0-1	1st			D.X. Bible
1928	5-4-1	1-3-1	5th			D.X. Bible
1929	5-4	2-3	6th			Matty Bell
1930	2-7	0-5	7th			Matty Bell
1931	7-3	3-2	3rd			Matty Bell
1932	4-4-2	1-2-2	4th			Matty Bell
1933	6-3-1	2-2-1	4th			Matty Bell
1934	2-7-2	1-4-1	6th			Homer Norton
1935	3-7	1-5	7th			Homer Norton
1936	8-3-1	3-2-1	t-3rd			Homer Norton
1937	5-2-2	2-2-2	5th			Homer Norton
1938	4-4-1	2-3-1	5th			Homer Norton
1939	11-0	6-0	1st	Sugar	1 st	Homer Norton
1940	9-1	5-1	t-1st	Cotton	6 th	Homer Norton
1941	9-2	5-1	1st	Cotton	9 th	Homer Norton
1942	4-5-1	2-3-1	5th			Homer Norton
1943	7-2-1	4-1	2nd	Orange		Homer Norton
1944	7-4	2-3	t-4th			Homer Norton
1945	6-4	3-3	t-3rd			Homer Norton
1946	4-6	3-3	4th			Homer Norton
1947	3-6-1	1-4-1	t-5th			Homer Norton
1948	0-9-1	0-5-1	7th			Harry Stiteler
1949	1-8-1	0-5-1	7th			Harry Stiteler
1950	7-4	3-3	t-3rd	Presidential Cup		Harry Stiteler
1951	5-3-2	1-3-2	5th			Raymond George
1952	3-6-1	1-4-1	6th			Raymond George

Year	Overall W- L	Conf W- L	Conf Finish	Bowl	Final Rank*	Coach
1953	4-5-1	1-5	t-6th			Raymond George
1954	1-9	0-6	7th			Paul "Bear" Bryant
1955	7-2-1	4-1-1	2nd		14 th	Paul "Bear" Bryant
1956	9-0-1	6-0	1st		5 th	Paul "Bear" Bryant
1957	8-3	4-2	3rd	Gator	9 th	Paul "Bear" Bryant
1958	4-6	2-4	t-5th			Jim Myers
1959	3-7	0-6	7th			Jim Myers
1960	1-6-3	0-4-3	7th			Jim Myers
1961	4-5-1	3-4	4th			Jim Myers
1962	3-7	3-4	t-4th			Hank Foldberg
1963	2-7-1	1-5-1	8th			Hank Foldberg
1964	1-9	1-6	7th			Hank Foldberg
1965	3-7	1-6	t-7th			Gene Stallings
1966	4-5-1	4-3	4th			Gene Stallings
1967	7-4	6-1	1st	Cotton		Gene Stallings
1968	3-7	2-5	t-6th			Gene Stallings
1969	3-7	2-5	t-6th			Gene Stallings
1970	2-9	0-7	8th			Gene Stallings
1971	5-6	4-3	4th			Gene Stallings
1972	3-8	2-5	t-7th			Emory Bellard
1973	5-6	3-4	6th			Emory Bellard
1974	8-3	5-2	t-2nd		15 th	Emory Bellard
1975	10-2	6-1	t-1st	Liberty	11 th	Emory Bellard
1976	10-2	6-2	3rd	Sun	7 th	Emory Bellard
1977	8-4	6-2	3rd	Bluebonnet		Emory Bellard
1978	8-4	4-4	5th	Hall of Fame	18 th	Emory Bellard, Tom Wilson
1979	6-5	4-4	5th			Tom Wilson
1980	4-7	3-5	6th			Tom Wilson
1981	7-5	4-4	5th	Independence		Tom Wilson
1982	5-6	3-5	t-6th			Jackie Sherrill
1983	5-5-1	4-3-1	t-3rd			Jackie Sherrill
1984	6-5	3-5	7th			Jackie Sherrill
1985	10-2	7-1	1st	Cotton	6 th	Jackie Sherrill
1986	9-3	7-1	1st	Cotton	12 th	Jackie Sherrill
1987	10-2	6-1	1st	Cotton	9 th	Jackie Sherrill
1988	7-5	6-1	2nd			Jackie Sherrill
1989	8-4	6-2	t-2nd	Hancock	20 th	R.C. Slocum
1990	9-3-1	5-2-1	t-2nd	Holiday	13 th	R.C. Slocum
1991	10-2	8-0	1st	Cotton	12 th	R.C. Slocum
1992	12-1	7-0	1st	Cotton	7 th	R.C. Slocum
1993	10-2	7-0	1st	Cotton	8 th	R.C. Slocum
1994	10-0-1	6-0-1	ineligible		8 th	R.C. Slocum
1995	9-3	5-2	t-2nd	Alamo	15 th	R.C. Slocum
BIG 12 CONFERENCE ERA (1996-2011)						
1996	6-6	4-4	3rd (s)			R.C. Slocum
1997	9-4	6-2	1st (s)	Cotton	20 th	R.C. Slocum
1998	11-3	7-1	1st	Sugar	11 th	R.C. Slocum
1999	8-4	5-3	t-2nd (s)	Alamo	23 rd	R.C. Slocum
2000	7-5	5-3	3rd (s)	Independence		R.C. Slocum
2001	8-4	4-4	t-3rd (s)	Galleryfurniture.com		R.C. Slocum
2002	6-6	3-5	5th (s)			R.C. Slocum
2003	4-8	2-6	5th (s)			Dennis Franchione
2004	7-5	5-3	3rd (s)	Cotton		Dennis Franchione
2005	5-6	3-5	4th (s)			Dennis Franchione
2006	9-4	5-3	3rd (s)	Holiday		Dennis Franchione
2007	7-6	4-4	t-4th (s)	Alamo		Dennis Franchione
2008	4-8	2-6	t-5th (s)			Mike Sherman
2009	6-7	3-5	5th (s)	Independence		Mike Sherman
2010	9-4	6-2	t-1st (s)	Cotton	17 th	Mike Sherman
2011	7-6	4-5	t-6th	Texas		Mike Sherman

*Conference Championships Highlighted

YEAR-BY-YEAR RESULTS

► 1894 1-1 Coach F. D. Perkins

OPPONENT	W/L	SCORES	RECORD
at Texas	L	0 38	0-1
Galveston Ball HS	W	14 6	1-1

► 1895 no team

► 1896 2-0-1 Coach A. M. Soule / H.W. South

OPPONENT	W/L/T	SCORES	RECORD
Galveston Ball HS	T	0 0	0-0-1
Austin College	W	22 4	1-0-1
Houston HS	W	28 0	2-0-1

► 1897 1-2 Coach C. W. Taylor

OPPONENT	W/L	SCORES	RECORD
Houston HS	L	0 10	0-1
TCU	L	6 30	0-2
Austin College	W	4 0	1-2

► 1898 4-2 Coach H. W. Williams

OPPONENT	W/L	SCORES	RECORD
HOUSTON HS	W	51 0	1-0
at Texas	L	0 48	1-1
HOUSTON HS	L	0 6	1-2
^ at TCU	W	16 0	2-2
AUSTIN COLLEGE	W	22 6	3-2
FORT WORTH UNIV.	W	28 0	4-2

[^] Waco, Texas.

► 1899 4-2 Coach W. A. Murray

OPPONENT	W/L	SCORES	RECORD
HOUSTON HS	W	43 0	1-0
SEWANEE	L	0 10	1-1
TULANE	W	22 0	2-1
LSU	W	52 0	3-1
BAYLOR	W	33 0	4-1
[^] vs Texas	L	0 6	4-2

[^] at San Antonio, Texas.

► 1900 2-2-1 Coach W. A. Murray

OPPONENT	W/L/T	SCORES	RECORD
KANSAS CITY MEDICS	T	6 6	0-0-1
[^] vs Texas	L	0 5	0-1-1
at Texas	L	0 11	0-2-1
WAXAHACHIE ATH. CLUB	W	11 0	1-2-1
HENRY COLLEGE	W	44 0	2-2-1

[^] at San Antonio, Texas.

► 1901 1-4 Coach W. A. Murray

OPPONENT	W/L	SCORES	RECORD
BAYLOR	W	6 0	1-0
BAYLOR	L	6 17	1-1
[^] vs Texas	L	0 17	1-2
at Texas	L	0 32	1-3
BAYLOR	L	0 46	1-4

[^] at San Antonio, Texas.

► 1902 7-0-2 Coach J. E. Platt

OPPONENT	W/L/T	SCORES	RECORD
St. Edwards	W	11 0	1-0
Trinity	T	0 0	1-0-1
BAYLOR	W	11 6	2-0-1
BAYLOR	W	22 0	3-0-1
[^] vs Texas	T	0 0	3-0-2
TULANE	W	17 5	4-0-2
[^] at TCU	W	22 0	5-0-2
TRINITY	W	34 0	6-0-2
at Texas	W	11 0	7-0-2

[^] at San Antonio, Texas. [^] Waco, Texas.

► 1903 7-3-1 Coach J. E. Platt

OPPONENT	W/L/T	SCORES	RECORD
TRINITY	W	16 0	1-0
[^] at TCU	W	11 0	2-0
ARKANSAS	W	6 0	3-0
OKLAHOMA	L	0 6	3-1
BAYLOR	T	0 0	3-1-1
BAYLOR	W	18 0	4-1-1
TCU	W	16 0	5-1-1
TRINITY	L	0 18	5-2-1
BAYLOR	W	5 0	6-2-1
at Texas	L	6 29	6-3-1
TCU	W	14 6	7-3-1

[^] Waco, Texas.

► 1904 4-2 Coach J. E. Platt

OPPONENT	W/L	SCORES	RECORD
DEAF & DUMB INST.	W	49 0	1-0
BAYLOR	W	5 0	2-0
TCU	W	29 0	3-0
SEWANEE	L	5 17	3-1
at Texas	L	6 34	3-2
BAYLOR	W	10 0	4-2

► 1905 7-2 Coach W. E. Bachman

OPPONENT	W/L	SCORES	RECORD
HOUSTON YMCA	W	29 0	1-0
TCU	W	20 0	2-0
BAYLOR	W	42 0	3-0
TRINITY	W	24 0	4-0
AUSTIN COLLEGE	W	18 11	5-0
[^] at TCU	W	24 11	6-0
TRANSYLVANIA (KY)	L	6 29	6-1
BAYLOR	W	17 5	7-1
at Texas	L	0 27	7-2

[^] Waco, Texas.

► 1906 6-1 Coach W. E. Bachman

OPPONENT	W/L	SCORES	RECORD
TCU	W	42 0	1-0
DANIEL BAKER	W	34 0	2-0
[^] at TCU	W	22 0	3-0
TULANE	W	18 0	4-0
HASKELL INSTITUTE	W	32 6	5-0
LSU	W	22 12	6-0
at Texas	L	0 24	6-1

[^] Waco, Texas.

► 1907 6-1-1 Coach L. L. Larson

OPPONENT	W/L/T	SCORES	RECORD
FORT WORTH UNIV	W	34 0	1-0
[^] vs Texas	T	0 0	1-0-1
LSU	W	11 5	2-0-1

HASKELL INSTITUTE	W	5 0	3-0-1
TCU	W	32 5	4-0-1
TULANE	W	18 6	5-0-1
OKLAHOMA	W	19 0	6-0-1
at Texas	L	6 11	6-1-1

[^] at Dallas, Texas.

► 1908 3-5 Coach N. A. Merriam

OPPONENT	W/L	SCORES	RECORD
TRINITY	W	6 0	1-0
BAYLOR	L	5 6	1-1
LSU	L	0 26	1-2
[^] at TCU	W	13 10	2-2
[^] vs Texas	L	8 24	2-3
HASKELL INSTITUTE	L	0 23	2-4
SOUTHWESTERN	W	32 0	3-4
at Texas	L	12 28	3-5

[^] Waco, Texas. [^] at Houston, Texas.

► 1909 7-0-1 Coach C. B. Moran

OPPONENT	W/L/T	SCORES	RECORD
AUSTIN COLLEGE	W	17 0	1-0
TCU	T	0 0	1-0-1
HASKELL INSTITUTE	W	15 0	2-0-1
BAYLOR	W	9 6	3-0-1
[^] vs Texas	W	23 0	4-0-1
TRINITY	W	47 0	5-0-1
OKLAHOMA	W	14 8	6-0-1
at Texas	W	5 0	7-0-1

[^] at Houston, Texas.

► 1910 8-1 Coach C. B. Moran

OPPONENT	W/L	SCORES	RECORD
MARSHALL SCHOOL	W	48 0	1-0
AUSTIN COLLEGE	W	27 5	2-0
TCU	W	35 0	3-0
TRANSYLVANIA (KY)	W	33 0	4-0
at Arkansas	L	0 5	4-1
at TCU	W	23 6	5-1
[^] vs Texas	W	14 8	6-1
SOUTHWESTERN	W	6 0	7-1
TULANE	W	17 0	8-1

[^] at Houston, Texas.

► 1911 6-1 Coach C. B. Moran

OPPONENT	W/L	SCORES	RECORD
SOUTHWESTERN	W	22 0	1-0
AUSTIN COLLEGE	W	33 0	2-0
AUBURN	W	16 0	3-0
OLE MISS	W	17 0	4-0
[^] vs Texas	L	0 6	4-1
BAYLOR	W	22 11	5-1
DALLAS UNIV	W	24 9	6-1

[^] at Houston, Texas.

► 1912 8-1 Coach C. B. Moran

OPPONENT	W/L	SCORES	RECORD
DANIEL BAKER	W	50 0	1-0
TRINITY	W	59 0	2-0
[^] vs Arkansas	W	27 0	3-0
AUSTIN COLLEGE	W	57 0	4-0
OKLAHOMA	W	28 6	5-0
MISSISSIPPI STATE	W	41 7	6-0
TULANE	W	41 0	7-0
KANSAS STATE	L	10 13	7-1
BAYLOR	W	53 0	8-1

[^] at Dallas, Texas.

► **1913** 3-4-2
Coach C. B. Moran

OPPONENT	W / L / T	SCORES	RECORD
TRINITY	W	7 0	1-0
AUSTIN COLLEGE	W	6 0	2-0
POLYTECHNIC COLLEGE	W	19 6	3-0
MISSISSIPPI STATE	L	0 6	3-1
KANSAS STATE	L	0 12	3-2
OKLAHOMA A&M	L	0 3	3-3
HASKELL INSTITUTE	L	0 28	3-4
BAYLOR	T	14 14	3-4-1
LSU	T	7 7	3-4-2

► **1914** 6-1-1
Coach C. B. Moran

OPPONENT	W / L / T	SCORES	RECORD
AUSTIN COLLEGE	W	32 0	1-0
TRINITY	T	0 0	1-0-1
TCU	W	40 0	2-0-1
*vs Haskell Institute	L	0 10	2-1-1
lvs LSU	W	63 9	3-1-1
RICE	W	32 7	4-1-1
OKLAHOMA A&M	W	24 0	5-1-1
lvs Ole Miss	W	14 7	6-1-1

* at Fort Worth, Texas. † at Dallas, Texas.

► **1915** 6-2, 1-1
Coach E. H. Harlan

OPPONENT	W / L	SCORES	RECORD
AUSTIN COLLEGE	W	40 0	1-0
TRINITY	W	62 0	2-0
at TCU	W	13 10	3-0
MO. SCHOOL OF MINES	W	33 3	4-0
* vs Haskell Institute	W	21 7	5-0
* at Rice	L	0 7	5-1, 0-1
* TEXAS	W	13 0	6-1, 1-1
MISSISSIPPI STATE	L	0 7	6-2

* SWC game. † at Dallas, Texas.

► **1916** 6-3, 2-1 **Coach E. H. Harlan**

DATE	OPPONENT	W / L	SCORES	RECORD
OCT. 6 Fri	* SOUTHWESTERN	W	6 0	1-0, 1-0
14 Sat	! vs LSU	L	0 13	1-1
23 Mon	SMU	W	62 0	2-1
28 Sat	* vs Haskell Institute	W	13 0	3-1
NOV. 4 Sat	at Rice	L	0 20	3-2
11 Sat	* at Baylor	W	3 0	4-2, 2-0
17 Fri	MO. SCHOOL OF MINES	W	77 0	5-2
23 Thu	DALLAS UNIV	W	20 6	6-2
30 Thu	* at Texas	L	7 21	6-3, 2-1

* SWC game. † at Galveston, Texas. ‡ at Dallas, Texas.

► **1917** 8-0, 2-0 **Coach D. X. Bible**

SWC CHAMPIONS

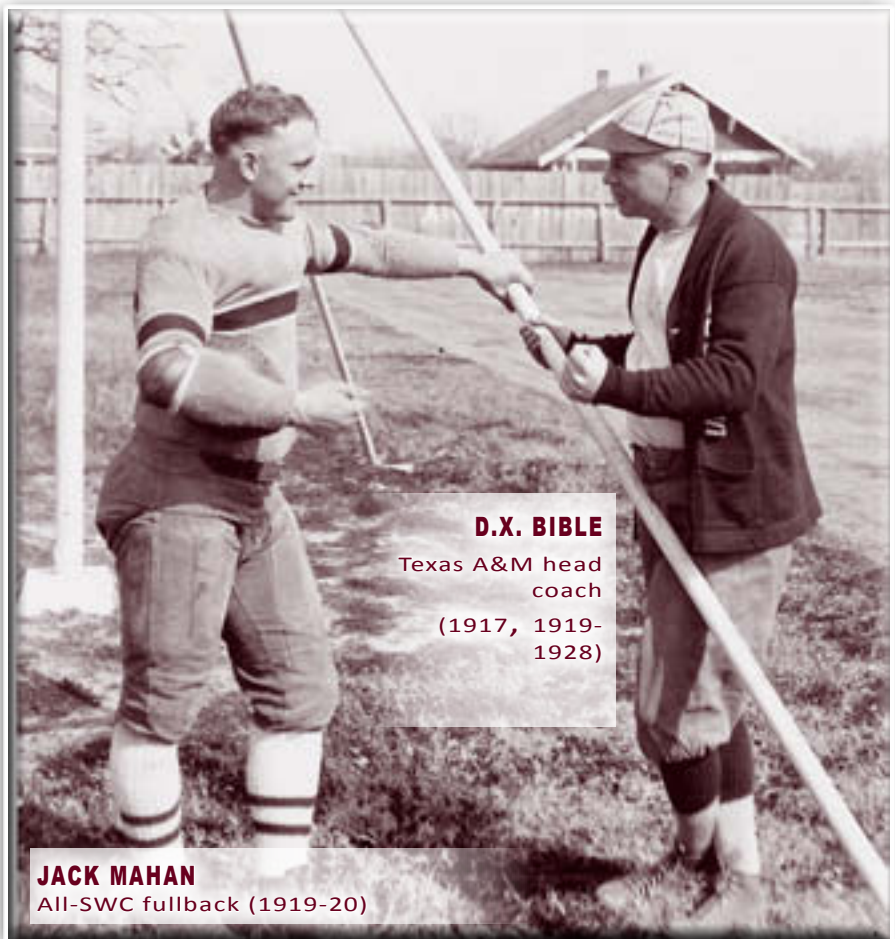
DATE	OPPONENT	W / L	SCORES	RECORD
OCT. 5 Fri	AUSTIN COLLEGE	W	66 0	1-0
12 Fri	DALLAS UNIV	W	98 0	2-0
22 Mon	SOUTHWESTERN	W	20 0	3-0
27 Sat	* vs LSU	W	27 0	4-0
NOV. 2 Fri	TULANE	W	35 0	5-0
10 Sat	* at Baylor	W	7 0	6-0, 1-0
20 Tue	* TEXAS	W	7 0	7-0, 2-0
29 Thu	at Rice	W	10 0	8-0

* SWC game. † at San Antonio, Texas.

► **1918** 6-1, 1-1 **Coach D. V. Graves**

DATE	OPPONENT	W / L	SCORES	RECORD
OCT. 26 Sat	REAM FIELD	W	6 0	1-0
NOV. 2 Sat	CAMP TRAVIS	W	12 6	2-0
9 Sat	* at Baylor	W	19 0	3-0, 1-0
16 Sat	SOUTHWESTERN	W	7 0	4-0
23 Sat	CAMP MABRY	W	19 6	5-0
28 Thu	* at Texas	L	0 7	5-1, 1-1
DEC. 7 Sat	CAMP TRAVIS REMOUNT	W	60 0	6-1

* SWC game.



D.X. BIBLE
 Texas A&M head coach
 (1917, 1919-1928)

JACK MAHAN
 All-SWC fullback (1919-20)

► **1919** 10-0, 4-0 **Coach D. X. Bible**

NATIONAL CHAMPIONS

DATE	OPPONENT	W / L	SCORES	RECORD
OCT. 3 Fri	SAM HOUSTON STC	W	77 0	1-0
3 Fri	SAN MARCOS STC	W	28 0	2-0
11 Sat	* at SMU	W	16 0	3-0, 1-0
18 Sat	HOWARD PAYNE	W	12 0	4-0
24 Fri	TRINITY	W	42 0	5-0
31 Fri	* OKLAHOMA A&M	W	28 0	6-0, 2-0
NOV. 8 Sat	* at Baylor	W	10 0	7-0, 3-0
15 Sat	TCU	W	48 0	8-0
20 Thu	SOUTHWESTERN	W	7 0	9-0
27 Thu	* TEXAS	W	7 0	10-0, 4-0

* SWC game.

► **1920** 6-1-1, 5-1 **Coach D. X. Bible**

DATE	OPPONENT	W / L	SCORES	RECORD
OCT. 1 Fri	DANIEL BAKER	W	110 0	1-0
9 Sat	* SMU	W	3 0	2-0, 1-0
15 Fri	LSU	T	0 0	2-0-1
22 Fri	* PHILLIPS UNIV	W	47 0	3-0-1, 2-0
30 Sat	* at Oklahoma A&M	W	35 0	4-0-1, 3-0
NOV. 6 Sat	* at Baylor	W	24 0	5-0-1, 4-0
16 Tue	* RICE	W	7 0	6-0-1, 5-0
25 Thu	* at Texas	L	3 7	6-1-1, 5-1

* SWC game.



► 1921 6-1-2, 3-0-2 Coach D. X. Bible
SWC CHAMPIONS

DATE	OPPONENT	W / L / T	SCORES	RECORD
SEPT. 30	Fri HOWARD PAYNE	W	14 7	1-0
OCT. 12	Wed * at SMU	W	13 0	2-0, 1-0
15	Sat at LSU	L	0 6	2-1
21	Fri ARIZONA	W	17 13	3-1
NOV. 28	Fri * OKLAHOMA A&M	W	23 7	4-1, 2-0
5	Sat * at Baylor	W	14 3	5-1, 3-0
11	Fri * at Rice	T	7 7	5-1-1, 3-0-1
24	Thu * TEXAS	T	0 0	5-1-2, 3-0-2
JAN. 2	Mon † vs Centre College	W	22 14	6-1-2

* SWC game. † Dixie Classic, Fair Park, Dallas. ... Attendance 20,000

► 1922 5-4, 2-2 Coach D. X. Bible

DATE	OPPONENT	W / L / T	SCORES	RECORD
SEPT. 29	Fri HOWARD PAYNE	L	7 13	0-1
OCT. 10	Tue * vs Tulsa	L	10 13	0-2
14	Sat SOUTHWESTERN	W	33 0	1-2
20	Fri at LSU	W	46 0	2-2
27	Fri * vs Ouachita College	W	19 6	3-2
NOV. 4	Sat * at Baylor	L	7 13	3-3, 0-1
11	Sat * at SMU	L	6 17	3-4, 0-2
18	Sat * RICE	W	24 0	4-4, 1-2
30	Thu * at Texas	W	14 7	5-4, 2-2

* SWC game. * at Dallas, Texas.

► 1923 5-3-1, 0-3-1 Coach D. X. Bible

DATE	OPPONENT	W / L / T	SCORES	RECORD
SEPT. 22	Sat SAM HOUSTON STC	W	53 0	1-0
28	Fri HOWARD PAYNE	W	21 0	2-0
OCT. 5	Fri SOUTHWESTERN	W	13 0	3-0
13	Sat * vs Sewanee	W	14 0	4-0
20	Sat at LSU	W	28 0	5-0
26	Fri * SMU	L	0 10	5-1, 0-1
NOV. 3	Sat * at Baylor	T	0 0	5-1-1, 0-1-1
18	Sun * at Rice	L	6 7	5-2-1, 0-2-1
29	Thu * TEXAS	L	0 6	5-3-1, 0-3-1

* SWC game. * at Dallas, Texas.

► 1924 7-2-1, 2-2-1 Coach D. X. Bible

DATE	OPPONENT	W / L / T	SCORES	RECORD
SEPT. 20	Sat JOHN TARLETON SC	W	40 0	1-0
26	Fri TRINITY	W	33 0	2-0
OCT. 3	Fri SOUTHWESTERN	W	54 0	3-0
11	Sat * vs Sewanee	W	7 0	4-0
17	Fri ARKANSAS A&M	W	40 0	5-0
25	Sat * at SMU	T	7 7	5-0-1, 0-0-1
NOV. 1	Sat * at Baylor	L	7 15	5-1-1, 0-1-1
7	Fri * TCU	W	28 0	6-1-1, 1-1-1
14	Fri * RICE	W	13 6	7-1-1, 2-1-1
27	Thu * at Texas	L	0 7	7-2-1, 2-2-1

* SWC game. * at Dallas, Texas.

► 1925 7-1-1, 4-1 Coach D. X. Bible
SWC CHAMPIONS

DATE	OPPONENT	W / L / T	SCORES	RECORD
SEPT. 25	Fri TRINITY	W	20 10	1-0
OCT. 2	Fri SOUTHWESTERN	W	23 6	2-0
10	Sat * vs Sewanee	T	6 6	2-0-1
16	Fri * SMU	W	7 0	3-0-1, 1-0
23	Fri SAM HOUSTON STC	W	77 0	4-0-1
31	Sat * at Baylor	W	13 0	5-0-1, 2-0
NOV. 7	Sat * at TCU	L	0 3	5-1-1, 2-1
14	Sat * at Rice	W	17 0	6-1-1, 3-1
NOV. 26	Thu * TEXAS	W	28 0	7-1-1, 4-1

* SWC game. * at Dallas, Texas.

► 1926 5-3-1, 1-3-1 Coach D. X. Bible

DATE	OPPONENT	W / L / T	SCORES	RECORD
SEPT. 24	Fri TRINITY	W	26 0	1-0
OCT. 2	Sat SOUTHWESTERN	W	35 0	2-0
9	Sat * vs Sewanee	W	6 3	3-0
16	Sat NEW MEXICO	W	63 0	4-0
23	Sat * at SMU	L	7 9	4-1, 0-1

30	Sat * at Baylor	L	9 20	4-2, 0-2
NOV. 5	Fri * TCU	T	13 13	4-2-1, 0-2-1
12	Fri * RICE	W	20 0	5-2-1, 1-2-1
25	Thu * at Texas	L	5 14	5-3-1, 1-3-1

* SWC game. * at Dallas, Texas.

► 1927 8-0-1, 4-0-1 Coach D. X. Bible
NATIONAL CHAMPIONS

DATE	OPPONENT	W / L / T	SCORES	RECORD
SEPT. 24	Sat TRINITY	W	45 0	1-0
OCT. 1	Sat SOUTHWESTERN	W	31 0	2-0
8	Sat * vs Sewanee	W	18 0	3-0
15	Sat * ARKANSAS	W	40 6	4-0, 1-0
22	Sat * at TCU	T	0 0	4-0-1, 1-0-1
28	Fri TEXAS TECH	W	47 6	5-0-1
NOV. 5	Sat * at SMU	W	39 13	6-0-1, 2-0-1
11	Fri * at Rice	W	14 0	7-0-1, 3-0-1
18	Fri * TEXAS	W	28 7	8-0-1, 4-0-1

* SWC game. * at Dallas, Texas.

► 1928 5-4-1, 1-3-1 Coach D. X. Bible

DATE	OPPONENT	W / L / T	SCORES	RECORD
SEPT. 22	Sat TRINITY	W	21 0	1-0
29	Sat SOUTHWESTERN	W	21 0	2-0
OCT. 6	Sat * vs Sewanee	W	69 0	3-0
13	Sat CENTENARY	L	0 6	3-1
20	Sat * TCU	L	0 6	3-2, 0-1
27	Sat * at Arkansas	L	12 27	3-3, 0-2
NOV. 3	Sat NORTH TEXAS STC	W	44 0	4-3
10	Sat * at SMU	T	19 19	4-3-1, 0-2-1
16	Fri * RICE	W	19 0	5-3-1, 1-2-1
29	Thu * at Texas	L	0 19	5-4-1, 1-3-1

* SWC game. * at Dallas, Texas.

► 1929 5-4, 2-3 Coach Madison Bell

DATE	OPPONENT	W / L / T	SCORES	RECORD
SEPT. 28	Sat SOUTHWESTERN	W	54 7	1-0
OCT. 5	Sat at Tulane	L	10 13	1-1
12	Sat * vs Kansas State	W	19 0	2-1
19	Sat * at TCU	L	7 13	2-2, 0-1
26	Sat * ARKANSAS	L	13 14	2-3, 0-2
NOV. 2	Sat STEPHEN F AUSTIN STC	W	54 0	3-3
9	Sat * SMU	L	7 12	3-4, 0-3
16	Sat * at Rice	W	26 6	4-4, 1-3
28	Thu * TEXAS	W	13 0	5-4, 2-3

* SWC game. * at Dallas, Texas.

► 1930 2-7, 0-5 Coach Madison Bell

DATE	OPPONENT	W / L / T	SCORES	RECORD
SEPT. 27	Sat SOUTHWESTERN	W	43 0	1-0
OCT. 4	Sat at Nebraska	L	0 13	1-1
11	Sat * vs Tulane	L	9 19	1-2
18	Sat !* at Arkansas	L	0 13	1-3, 0-1
25	Sat * TCU	L	0 3	1-4, 0-2
NOV. 1	Sat CENTENARY	W	7 6	2-4
8	Sat * at SMU	L	7 13	2-5, 0-3
15	Sat * RICE	L	0 7	2-6, 0-4
27	Thu * at Texas	L	0 26	2-7, 0-5

* SWC game. * at Dallas, Texas. ! at Little Rock, Arkansas.

► 1931 7-3, 3-2 Coach Madison Bell

DATE	OPPONENT	W / L / T	SCORES	RECORD
SEPT. 26	Sat SOUTHWESTERN	W	33 0	1-0
26	Sat JOHN TARLETON SC	W	21 0	2-0
OCT. 3	Sat at Tulane	L	0 7	2-1
10	Sat * vs Iowa	W	29 0	3-1
17	Sat * at TCU	L	0 6	3-2, 0-1
24	Sat * BAYLOR	W	33 7	4-2, 1-1
31	Sat at Centenary	W	7 0	5-2
NOV. 7	Sat * SMU	L	0 8	5-3, 1-2
14	Sat * at Rice	W	7 0	6-3, 2-2
26	Thu * TEXAS	W	7 6	7-3, 3-2

* SWC game. * at Dallas, Texas.

► **1932** 4-4-2, 1-2-2 Coach Madison Bell

DATE	OPPONENT	W / L / T	SCORES	RECORD
SEPT. 24 Sat	* vs Texas Tech	W	7 0	1-0
OCT. 1 Sat	at Tulane	L	14 26	1-1
5 Wed	SAM HOUSTON STC	W	26 0	2-1
8 Sat	TEXAS A&I	W	14 0	3-1
15 Sat	* TCU	L	0 17	3-2, 0-1
22 Sat	* at Baylor	T	0 0	3-2-1, 0-1-1
29 Sat	at Centenary	L	0 7	3-3-1
NOV. 5 Sat	* at SMU	T	0 0	3-3-2, 0-1-2
11 Fri	* RICE	W	14 7	4-3-2, 1-1-2
24 Thu	* at Texas	L	0 21	4-4-2, 1-2-2

* SWC game. * at Amarillo, Texas.

► **1933** 6-3-1, 2-2-1 Coach Madison Bell

DATE	OPPONENT	W / L / T	SCORES	RECORD
SEPT. 23 Sat	TRINITY	W	38 0	1-0
30 Sat	at Tulane	W	13 6	2-0
OCT. 6 Fri	SAM HOUSTON STC	W	34 14	3-0
13 Fri	TEXAS A&I	W	17 0	4-0
21 Sat	* at TCU	L	7 13	4-1, 0-1
28 Sat	* BAYLOR	W	14 7	5-1, 1-1
NOV. 4 Sat	at Centenary	L	0 20	5-2
11 Sat	* SMU	L	0 19	5-3, 1-2
18 Sat	* at Rice	W	27 0	6-3, 2-2
30 Thu	* TEXAS	T	10 10	6-3-1, 2-2-1

* SWC game.

► **1934** 2-7-2, 1-4-1 Coach H. H. Norton

DATE	OPPONENT	W / L / T	SCORES	RECORD
SEPT. 22 Sat	SAM HOUSTON STC	W	28 0	1-0
29 Sat	TEXAS A&I	T	14 14	1-0-1
OCT. 5 Fri	at Temple	L	6 40	1-1-1
13 Sat	* vs Centenary	L	0 13	1-2-1
20 Sat	* TCU	L	0 13	1-3-1, 0-1
27 Sat	* at Baylor	W	10 7	2-3-1, 1-1
NOV. 3 Sat	* ARKANSAS	T	7 7	2-3-2, 1-1-1
10 Sat	* at SMU	L	0 28	2-4-2, 1-2-1
17 Sat	* RICE	L	6 25	2-5-2, 1-3-1
29 Thu	* at Texas	L	0 13	2-6-2, 1-4-1
DEC. 8 Sat	! vs Michigan State	L	13 26	2-7-2

* SWC game. * at Beaumont, Texas. ! at San Antonio, Texas.



MARSHALL ROBNETT and **JOHN KIMBROUGH** 1940 All-Americans

► **1935** 3-7, 1-5 Coach H. H. Norton

DATE	OPPONENT	W / L / T	SCORES	RECORD
SEPT. 21 Sat	STEPHEN F AUSTIN STC	W	37 6	1-0
27 Fri	at Sam Houston STC	W	25 0	2-0
OCT. 5 Sat	TEMPLE	L	0 14	2-1
12 Sat	at Centenary	L	6 7	2-2
19 Sat	* at TCU	L	14 19	2-3, 0-1
26 Sat	* BAYLOR	L	6 14	2-4, 0-2
NOV. 2 Sat	!* at Arkansas	L	7 14	2-5, 0-3
16 Sat	* at Rice	L	10 17	2-6, 0-4
28 Thu	* TEXAS	W	20 6	3-6, 1-4
DEC. 7 Sat	* SMU	L	0 24	3-7, 1-5

* SWC game. ! at Little Rock, Arkansas.

► **1936** 8-3-1, 3-2-1 Coach H. H. Norton

DATE	OPPONENT	W / L / T	SCORES	RECORD	RK
SEPT. 26 Sat	SAM HOUSTON STC	W	39 6	1-0	—
OCT. 3 Sat	at Hardin-Simmons	W	3 0	2-0	—
10 Sat	* at Rice	W	3 0	3-0, 1-0	—
17 Sat	* TCU	W	18 7	4-0, 2-0	—
24 Sat	* at Baylor	T	0 0	4-0-1, 2-0-1	14
31 Sat	* ARKANSAS	L	0 18	4-1-1, 2-1-1	—
NOV. 7 Sat	* at SMU	W	22 6	5-1-1, 3-1-1	—
11 Wed	at San Francisco	W	38 14	6-1-1	15
14 Sat	UTAH	W	20 7	7-1-1	15
21 Sat	at Centenary	L	0 3	7-2-1	14
26 Thu	* TEXAS	L	0 7	7-3-1, 3-2-1	—
DEC. 5 Sat	MANHATTAN COLLEGE	W	13 6	8-3-1	—

* SWC game.

► **1937** 5-2-2, 2-2-2 Coach H. H. Norton

DATE	OPPONENT	W / L / T	SCORES	RECORD	RK
OCT. 2 Sat	at Manhattan College	W	14 7	1-0	—
9 Sat	MISSISSIPPI STATE	W	14 0	2-0	—
16 Sat	* at TCU	T	7 7	2-0-1, 0-0-1	—
23 Sat	* (!18) BAYLOR	L	0 13	2-1-1, 0-1-1	13
30 Sat	* at (*20) Arkansas	L	13 26	2-2-1, 0-2-1	—
NOV. 6 Sat	* SMU	W	14 0	3-2-1, 1-2-1	—
13 Sat	* at (*15) Rice	T	6 6	3-2-2, 1-2-2	—
25 Thu	* TEXAS	W	7 0	4-2-2, 2-2-2	—
DEC. 4 Sat	at San Francisco	W	42 0	5-2-2	—

* SWC game.

► **1938** 4-4-1, 2-3-1 Coach H. H. Norton

DATE	OPPONENT	W / L / T	SCORES	RECORD	RK
SEPT. 24 Sat	TEXAS A&I	W	52 0	1-0	—
OCT. 1 Sat	TULSA	W	20 0	2-0	—
8 Sat	SANTA CLARA	L	0 7	2-1	—
15 Sat	* TCU	L	6 34	2-2, 0-1	—
22 Sat	* at (*17) Baylor	T	6 6	2-2-1, 0-1-1	—
29 Sat	* ARKANSAS	W	13 7	3-2-1, 1-1-1	—
NOV. 5 Sat	* at SMU	L	7 10	3-3-1, 1-2-1	—
12 Sat	* at Texas	L	6 7	3-4-1, 1-3-1	—
24 Thu	* RICE	W	27 0	4-4-1, 2-3-1	—

* SWC game.

► **1939** 11-0, 6-0 Coach H. H. Norton

NATIONAL CHAMPIONS

DATE	OPPONENT	W / L / T	SCORES	RECORD	RK
SEPT. 23 Sat	at Oklahoma A&M	W	32 0	1-0	—
30 Sat	CENTENARY	W	14 0	2-0	—
OCT. 6 Fri	at Santa Clara	W	7 3	3-0	—
14 Sat	VILLANOVA	W	33 7	4-0	—
21 Sat	* at TCU	W	20 6	5-0, 1-0	9
28 Sat	* BAYLOR	W	20 0	6-0, 2-0	5
NOV. 4 Sat	* at Arkansas	W	27 0	7-0, 3-0	5
11 Sat	* (!13) SMU	W	6 2	8-0, 4-0	2
18 Sat	* at Rice	W	19 0	9-0, 5-0	2
30 Thu	* TEXAS	W	20 0	10-0, 6-0	1
JAN. 1 Mon	† at (*5) Tulane	W	14 13	11-0	1

* SWC game. † Sugar Bowl, Tulane Stadium, New Orleans, Louisiana. Attendance: 72,000

► **1940** 9-1, 5-1 Coach H. H. Norton

SWC CO-CHAMPIONS

DATE	OPPONENT	W / L / T	SCORES	RECORD	RK
SEPT. 28 Sat	TEXAS A&I	W	26 0	1-0	—

OCT.	5	Sat	*	vs Tulsa	W	41	6	2-0	—
	12	Sat		at UCLA	W	7	0	3-0	—
	19	Sat	*	TCU	W	21	7	4-0, 1-0	2
	26	Sat	*	at Baylor	W	14	7	5-0, 2-0	4
NOV.	2	Sat	*	ARKANSAS	W	17	0	6-0, 3-0	5
	9	Sat	*	at (*14) SMU	W	19	7	7-0, 4-0	4
	16	Sat	*	RICE	W	25	0	8-0, 5-0	3
	28	Thu	*	at Texas	L	0	7	8-1, 5-1	2
JAN.	1	Wed	†	vs (*12) Fordham	W	13	12	9-1	6

* SWC game. † at Alamo Stadium, San Antonio, Texas. † Cotton Bowl, Dallas. Attendance: 45,507

► 1941 9-2, 5-1 Coach H. H. Norton

SWC CHAMPIONS

DATE	OPPONENT	W / L	SCORES	RECORD	RK		
SEPT.	27 Sat		SAM HOUSTON STC	W	54 0	1-0	—
OCT.	4 Sat	*	vs Texas A&I	W	41 0	2-0	—
	11 Sat		at New York Univ	W	49 7	3-0	—
	18 Sat	*	at TCU	W	14 0	4-0, 1-0	14
	25 Sat	*	BAYLOR	W	48 0	5-0, 2-0	9
NOV.	1 Sat	!*	at Arkansas	W	7 0	6-0, 3-0	5
	8 Sat	*	SMU	W	21 10	7-0, 4-0	5
	15 Sat	*	at Rice	W	19 6	8-0, 5-0	4
	27 Thu	*	(*10) TEXAS	L	0 23	8-1, 5-1	2
DEC.	6 Sat	%	vs (*19) Washington State	W	7 0	9-1	9
JAN.	1 Thu	†	vs (*20) Alabama	L	21 29	9-2	9

* SWC game. † at San Antonio, Texas. ! at Little Rock, Ark. % at Tacoma, Wash. † Cotton Bowl, Dallas Attendance: 33,000

► 1942 4-5-1, 2-3-1 Coach H. H. Norton

DATE	OPPONENT	W / L / T	SCORES	RECORD	RK		
SEPT.	26 Sat		at LSU	L	7 16	0-1	—
OCT.	3 Sat		TEXAS TECH	W	19 0	1-1	—
	10 Sat		at Corpus Christi NAS	L	7 18	1-2	—
	17 Sat	*	(*17) TCU	L	2 7	1-3, 0-1	—
	24 Sat	*	at Baylor	L	0 6	1-4, 0-2	—
	31 Sat	*	ARKANSAS	W	41 0	2-4, 1-2	—
NOV.	7 Sat	*	at SMU	W	27 20	3-4, 2-2	—
	14 Sat	*	at Rice	T	0 0	3-4-1, 2-2-1	—
	26 Thu	*	at (*18) Texas	L	6 12	3-5-1, 2-3-1	—
DEC.	5 Sat		WASHINGTON STATE	W	21 0	4-5-1	—

* SWC game.

► 1943 7-2-1, 4-1 Coach H. H. Norton

DATE	OPPONENT	W / L / T	SCORES	RECORD	RK		
SEPT.	25 Sat		BRYAN AFB	W	48 6	1-0	—
OCT.	2 Sat		at Texas Tech	W	13 0	2-0	—
	9 Sat		at LSU	W	28 13	3-0	—
	16 Sat	*	at TCU	W	13 0	4-0, 1-0	18
	23 Sat	*	at North Texas AC	T	0 0	4-0-1	13
	30 Sat	*	at Arkansas	W	13 0	5-0-1, 2-0	19
NOV.	6 Sat	*	SMU	W	22 0	6-0-1, 3-0	16
	13 Sat	*	at Rice	W	20 0	7-0-1, 4-0	14
	25 Thu	*	(*12) TEXAS	L	13 27	7-1-1, 4-1	16
JAN.	1 Sat	†	vs LSU	L	14 19	7-2-1	—

* SWC game. † at Arlington, Texas. † Orange Bowl, Miami, Fla.

► 1944 7-4, 2-3 Coach H. H. Norton

DATE	OPPONENT	W / L	SCORES	RECORD	RK		
SEPT.	23 Sat		BRYAN AFB	W	39 0	1-0	—
	30 Sat	*	vs Texas Tech	W	27 14	2-0	—
OCT.	7 Sat		at Oklahoma	L	14 21	2-1	—
	14 Sat	*	TCU	L	7 13	2-2, 0-1	—
	21 Sat		at LSU	W	7 0	3-2	—
	28 Sat	!	at North Texas AC	W	61 0	4-2	—
NOV.	4 Sat	*	ARKANSAS	L	6 7	4-3, 0-2	—
	11 Sat	*	at SMU	W	39 6	5-3, 1-2	—
	18 Sat	*	at Rice	W	19 6	6-3, 2-2	—
	30 Thu	*	at Texas	L	0 6	6-4, 2-3	—
DEC.	8 Fri		at Miami (Fla.)	W	70 14	7-4	—

* SWC game. † at San Antonio, Texas. ! at Arlington, Texas.

► 1945 6-4, 3-3 Coach H. H. Norton

DATE	OPPONENT	W / L	SCORES	RECORD	RK		
SEPT.	22 Sat		ELLINGTON FIELD	W	54 0	1-0	—
	29 Sat		at Texas Tech	W	16 6	2-0	—
OCT.	6 Sat		OKLAHOMA	W	19 14	3-0	—
	13 Sat		LSU	L	12 31	3-1	17
	20 Sat	*	at TCU	L	12 13	3-2, 0-1	—
	27 Sat	*	BAYLOR	W	19 13	4-2, 1-1	—
NOV.	3 Sat	*	at Arkansas	W	34 0	5-2, 2-1	—

10 Sat	*	SMU	W	3 0	6-2, 3-1	—
17 Sat	*	at Rice	L	0 6	6-3, 3-2	—
29 Thu	*	(*10) TEXAS	L	10 20	6-4, 3-3	—

* SWC game.

► 1946 4-6, 3-3 Coach H. H. Norton

DATE	OPPONENT	W / L	SCORES	RECORD	RK		
SEPT.	21 Sat		NORTH TEXAS STATE	W	47 0	1-0	—
	28 Sat	*	vs Texas Tech	L	0 6	1-1	—
OCT.	5 Sat		at Oklahoma	L	7 10	1-2	—
	12 Sat		at LSU	L	9 33	1-3	—
	19 Sat	*	TCU	W	14 0	2-3, 1-0	—
	26 Sat	*	at Baylor	W	17 0	3-3, 2-0	—
NOV.	2 Sat	*	ARKANSAS	L	0 7	3-4, 2-1	—
	9 Sat	*	at SMU	W	14 0	4-4, 3-1	—
	16 Sat	*	(*14) RICE	L	10 27	4-5, 3-2	—
NOV.	28 Thu	*	at (*20) Texas	L	7 24	4-6, 3-3	—

* SWC game. † at San Antonio, Texas.

► 1947 3-6-1, 1-4-1 Coach H. H. Norton

DATE	OPPONENT	W / L / T	SCORES	RECORD	RK		
SEPT.	20 Sat		SOUTHWESTERN	W	48 0	1-0	—
	27 Sat	*	vs Texas Tech	W	29 7	2-0	—
OCT.	4 Sat		at Oklahoma	L	14 26	2-1	—
	11 Sat		at LSU	L	13 19	2-2	—
	18 Sat	*	at TCU	L	0 26	2-3, 0-1	—
	25 Sat	*	BAYLOR	W	24 0	3-3, 1-1	—
NOV.	1 Sat	*	at Arkansas	T	21 21	3-3-1, 1-1-1	—
	8 Sat	*	(*3) SMU	L	0 13	3-4-1, 1-2-1	—
	15 Sat	*	at Rice	L	7 41	3-5-1, 1-3-1	—
	27 Thu	*	(*7) TEXAS	L	13 32	3-6-1, 1-4-1	—

* SWC game. † at San Antonio, Texas.

► 1948 0-9-1, 0-5-1 Coach Harry Stiteler

DATE	OPPONENT	W / L / T	SCORES	RECORD	RK		
SEPT.	18 Sat		at Villanova	L	14 34	0-1	—
	25 Sat	*	vs Texas Tech	L	14 20	0-2	—
OCT.	2 Sat		at Oklahoma	L	14 42	0-3	—
	9 Sat		at LSU	L	13 14	0-4	—
	16 Sat	*	TCU	L	14 27	0-5, 0-1	—
	23 Sat	*	at Baylor	L	14 20	0-6, 0-2	—
	30 Sat	*	ARKANSAS	L	6 28	0-7, 0-3	—
NOV.	6 Sat	*	at (*8) SMU	L	14 20	0-8, 0-4	—
	13 Sat	*	RICE	L	6 28	0-9, 0-5	—
	25 Thu	*	at Texas	T	14 14	0-9-1, 0-5-1	—

* SWC game. † at San Antonio, Texas.

► 1949 1-8-1, 0-5-1 Coach Harry Stiteler

DATE	OPPONENT	W / L / T	SCORES	RECORD	RK		
SEPT.	17 Sat		VILLANOVA	L	0 35	0-1	—
	24 Sat	*	vs Texas Tech	W	26 7	1-1	—
OCT.	1 Sat		at Oklahoma	L	13 33	1-2	—
	8 Sat		at LSU	L	0 34	1-3	—
	15 Sat	*	at TCU	L	6 28	1-4, 0-1	—
	22 Sat	*	(*11) BAYLOR	L	0 21	1-5, 0-2	—
	29 Sat	*	at Arkansas	L	6 27	1-6, 0-3	—
NOV.	5 Sat	*	(*9) SMU	T	27 27	1-6-1, 0-3-1	—
	12 Sat	*	at (*7) Rice	L	0 13	1-7-1, 0-4-1	—
	24 Thu	*	TEXAS	L	14 42	1-8-1, 0-5-1	—

* SWC game. † at San Antonio, Texas.

► 1950 7-4, 3-3 Coach Harry Stiteler

DATE	OPPONENT	W / L	SCORES	RECORD	RK		
SEPT.	23 Sat	*	vs Nevada	W	48 18	1-0	—
	30 Sat	*	vs Texas Tech	W	34 13	2-0	—
OCT.	7 Sat		at (*6) Oklahoma	L	28 34	2-1	—
	14 Sat		VMI	W	52 0	3-1	—
	21 Sat	*	TCU	W	42 23	4-1, 1-0	—
	28 Sat	*	at Baylor	L	20 27	4-2, 1-1	13
NOV.	4 Sat	*	ARKANSAS	W	42 13	5-2, 2-1	—
	11 Sat	*	at (*7) SMU	W	25 20	6-2, 3-1	—
	18 Sat	*	RICE	L	13 21	6-3, 3-2	12
	30 Thu	*	at (*5) Texas	L	0 17	6-4, 3-3	—
DEC.	8 Fri	†	vs Georgia	W	40 20	7-4	—

* SWC game. † at San Antonio, Texas. † Presidential Cup, Byrd Stadium, College Park, Md. Attendance: 12,245

► 1951 5-3-2, 1-3-2 Coach Raymond George

DATE	OPPONENT	W / L / T	SCORES	RECORD	RK		
SEPT.	21 Fri		at UCLA	W	21 14	1-0	6
	29 Sat	*	vs Texas Tech	W	20 7	2-0	10

OCT.	6 Sat	(#11) OKLAHOMA	W	14	7	3-0	4
	13 Sat	at Trinity	W	53	14	4-0	n/a
	20 Sat	* at TCU	L	14	20	4-1, 0-1	6
	27 Sat	* (#7) BAYLOR	T	21	21	4-1-1, 0-1-1	16
NOV.	3 Sat	* at Arkansas	L	21	33	4-2-1, 0-2-1	18
	10 Sat	* SMU	T	14	14	4-2-2, 0-2-2	—
	17 Sat	* at Rice	L	13	28	4-3-2, 0-3-2	—
	29 Thu	* (#16) TEXAS	W	22	21	5-3-2, 1-3-2	—

* SWC game. # at Dallas, Texas.

► 1952 3-6-1, 1-4-1 Coach Raymond George

DATE	OPPONENT	W / L / T	SCORES	RECORD	TV	RK	
SEPT.	20 Sat	at Houston	W	21	13	1-0	—
	27 Sat	# vs Oklahoma A&M	W	14	7	2-0	—
OCT.	4 Sat	KENTUCKY	L	7	10	2-1	—
	11 Sat	at (#1) Michigan State	L	6	48	2-2	—
	18 Sat	* TCU	T	7	7	2-2-1, 0-0-1	—
	25 Sat	* at Baylor	L	20	21	2-3-1, 0-1-1	—
NOV.	1 Sat	* ARKANSAS	W	31	12	3-3-1, 1-1-1	—
	8 Sat	* at SMU	L	13	21	3-4-1, 1-2-1	—
	15 Sat	* RICE	L	6	16	3-5-1, 1-3-1	—
	27 Thu	* at (#10) Texas	L	12	32	3-6-1, 1-4-1	regional

* SWC game. # at Dallas, Texas.

► 1953 4-5-1, 1-5 Coach Raymond George

DATE	OPPONENT	W / L / T	SCORES	RECORD	TV	RK	
SEPT.	19 Sat	at Kentucky	W	7	6	1-0	—
	26 Sat	HOUSTON	T	14	14	1-0-1	—
OCT.	3 Sat	# vs (#18) Georgia	W	14	12	2-0-1	—
	10 Sat	at Texas Tech	W	27	14	3-0-1	—
	17 Sat	* at TCU	W	20	7	4-0-1, 1-0	—
	24 Sat	* (#6) BAYLOR	L	13	14	4-1-1, 1-1	15
	31 Sat	!* at Arkansas	L	14	41	4-2-1, 1-2	—
NOV.	7 Sat	* SMU	L	0	23	4-3-1, 1-3	—
	14 Sat	* at (#16) Rice	L	7	34	4-4-1, 1-4	—
	26 Thu	* (#11) TEXAS	L	12	21	4-5-1, 1-5	—

* SWC game. # at Dallas, Texas. ! at Little Rock, Ark.

► 1954 1-9, 0-6 Coach Paul "Bear" Bryant

DATE	OPPONENT	W / L / T	SCORES	RECORD	TV	RK	
SEPT.	18 Sat	(#19) TEXAS TECH	L	9	41	0-1	—
	25 Sat	# vs Oklahoma A&M	L	6	14	0-2	—
OCT.	2 Sat	at Georgia	W	6	0	1-2	—
	9 Sat	at Houston	L	7	10	1-3	—
	16 Sat	* TCU	L	20	21	1-4, 0-1	—
	23 Sat	* at Baylor	L	7	20	1-5, 0-2	—
	30 Sat	* (#4) ARKANSAS	L	7	14	1-6, 0-3	—
NOV.	6 Sat	* at SMU	L	3	6	1-7, 0-4	—
	13 Sat	* RICE	L	19	29	1-8, 0-5	—
	25 Thu	* at Texas	L	13	22	1-9, 0-6	—

* SWC game. # at Dallas, Texas.

► 1955 7-2-1, 4-1-1 Coach Paul "Bear" Bryant

DATE	OPPONENT	W / L / T	SCORES	RECORD	TV	RK	
SEPT.	16 Fri	at (#1) UCLA	L	0	21	0-1	—
	24 Sat	# vs (#16) LSU	W	28	0	1-1	—
OCT.	1 Sat	HOUSTON	W	21	3	2-1	—
	8 Sat	at Nebraska	W	27	0	3-1	—
	15 Sat	* at (#7) TCU	W	19	16	4-1, 1-0	19
	22 Sat	* (#16) BAYLOR	W	19	7	5-1, 2-0	12
	29 Sat	* at Arkansas	T	7	7	5-1-1, 2-0-1	11
NOV.	5 Sat	* SMU	W	13	2	6-1-1, 3-0-1	12
	12 Sat	* at Rice	W	20	12	7-1-1, 4-0-1	9
	24 Thu	* TEXAS	L	6	21	7-2-1, 4-1-1	NBC 8

* SWC game. # at Dallas, Texas.

► 1956 9-0-1, 6-0 Coach Paul "Bear" Bryant

SWC CHAMPIONS

DATE	OPPONENT	W / L / T	SCORES	RECORD	TV	RK	
SEPT.	22 Sat	VILLANOVA	W	19	0	1-0	9
	29 Sat	at LSU	W	9	6	2-0	11
OCT.	6 Sat	# vs Texas Tech	W	40	7	3-0	11
	13 Sat	at Houston	T	14	14	3-0-1	9
	20 Sat	* (#4) TCU	W	7	6	4-0-1, 1-0	14
	27 Sat	* at (#8) Baylor	W	19	13	5-0-1, 2-0	7
NOV.	3 Sat	* ARKANSAS	W	27	0	6-0-1, 3-0	regional 5
	10 Sat	* at SMU	W	33	7	7-0-1, 4-0	5
	17 Sat	* RICE	W	21	7	8-0-1, 5-0	5
	29 Thu	* at Texas	W	34	21	9-0-1, 6-0	4

* SWC game. # at Dallas, Texas.



JOHN DAVID CROW
1957 Heisman
Trophy winner

► 1957 8-3, 4-2 Coach Paul "Bear" Bryant

DATE	OPPONENT	W / L / T	SCORES	RECORD	TV	RK	
SEPT.	21 Sat	# vs Maryland	W	21	13	1-0	NBC 2
	28 Sat	at Texas Tech	W	21	0	2-0	2
OCT.	5 Sat	MISSOURI	W	28	0	3-0	5
	12 Sat	HOUSTON	W	28	6	4-0	3
	19 Sat	* at TCU	W	7	0	5-0, 1-0	3
	26 Sat	* BAYLOR	W	14	0	6-0, 2-0	2
NOV.	2 Sat	* at (#11) Arkansas	W	7	6	7-0, 3-0	1
	9 Sat	* SMU	W	19	6	8-0, 4-0	1
	16 Sat	* at (#20) Rice	L	6	7	8-1, 4-1	1
	26 Thu	* TEXAS	L	7	9	8-2, 4-2	regional 4
DEC.	27 Fri	† vs (#13) Tennessee	L	0	3	8-3	CBS 8

* SWC game. # at Dallas, Texas. † Gator Bowl, Gator Bowl Stadium, Jacksonville, Fla. Attendance: 43,709

► 1958 4-6, 2-4 Coach Jim Myers

DATE	OPPONENT	W / L / T	SCORES	RECORD	TV	RK	
SEPT.	20 Sat	# vs Texas Tech	L	14	15	0-1	20
	27 Sat	at Houston	L	7	39	0-2	—
OCT.	4 Sat	MISSOURI	W	12	0	1-2	—
	11 Sat	at Maryland	W	14	10	2-2	—
	18 Sat	* (#20) TCU	L	8	24	2-3, 0-1	—
	25 Sat	* at Baylor	W	33	27	3-3, 1-1	—
NOV.	1 Sat	* ARKANSAS	L	8	21	3-4, 1-2	—
	8 Sat	* at (#20) SMU	L	0	33	3-5, 1-3	—
	15 Sat	* at Rice	W	28	21	4-5, 2-3	—
	27 Thu	* at Texas	L	0	27	4-6, 2-4	ABC

* SWC game. # at Dallas, Texas.

► 1959 3-7, 0-6 Coach Jim Myers

DATE	OPPONENT	W / L / T	SCORES	RECORD	TV	RK	
SEPT.	19 Sat	# vs Texas Tech	L	14	20	0-1	—
	26 Sat	at (#19) Michigan State	W	9	7	1-1	—
OCT.	3 Sat	at Mississippi Southern	W	7	3	2-1	—
	10 Sat	HOUSTON	W	28	6	3-1	—
	17 Sat	* at TCU	L	6	39	3-2, 0-1	—
	24 Sat	* BAYLOR	L	0	13	3-3, 0-2	—
	31 Sat	* at (#17) Arkansas	L	7	12	3-4, 0-3	regional
NOV.	7 Sat	* SMU	L	11	14	3-5, 0-4	—
	14 Sat	* at Rice	L	2	7	3-6, 0-5	—
	26 Thu	* (#4) TEXAS	L	17	20	3-7, 0-6	—

* SWC game. # at Dallas, Texas.

► 1960 1-6-3, 0-4-3 Coach Jim Myers

DATE	OPPONENT	W / L / T	SCORES	RECORD	TV	RK
SEPT. 17 Sat	at LSU	L	0 9	0-1	—	—
SEPT. 24 Sat	* TEXAS TECH	T	14 14	0-1-1, 0-0-1	—	—
OCT. 1 Sat	at Trinity	W	14 0	1-1-1	—	—
OCT. 8 Sat	at Houston	L	0 17	1-2-1	—	—
OCT. 15 Sat	* TCU	T	14 14	1-2-2, 0-0-2	—	—
OCT. 22 Sat	* at (*7) Baylor	L	0 14	1-3-2, 0-1-2	—	—
OCT. 29 Sat	* (*12) ARKANSAS	L	3 7	1-4-2, 0-2-2	—	—
NOV. 5 Sat	* at SMU	T	0 0	1-4-3, 0-2-3	—	—
NOV. 12 Sat	* at (*16) Rice	L	14 21	1-5-3, 0-3-3	—	—
NOV. 24 Thu	* at Texas	L	14 21	1-6-3, 0-4-3	ABC	—

* SWC game.

1961 4-5-1, 3-4 Coach Jim Myers

DATE	OPPONENT	W / L / T	SCORES	RECORD	TV	RK
SEPT. 23 Sat	HOUSTON	T	7 7	0-0-1	—	—
30 Sat	at LSU	L	7 16	0-1-1	—	—
OCT. 7 Sat	* at Texas Tech	W	38 7	1-1-1, 1-0	—	—
14 Sat	at Trinity	W	55 0	2-1-1	—	—
21 Sat	* at TCU	L	14 15	2-2-1, 1-1	—	—
28 Sat	* BAYLOR	W	23 0	3-2-1, 2-1	—	—
NOV. 4 Sat	* at Arkansas	L	8 15	3-3-1, 2-2	—	—
11 Sat	* SMU	W	25 12	4-3-1, 3-2	—	—
18 Sat	* at Rice	L	7 21	4-4-1, 3-3	—	—
23 Thu	* (*5) TEXAS	L	0 25	4-5-1, 3-4	ABC	—

* SWC game.

► 1962 3-7, 3-4 Coach Hank Foldberg

DATE	OPPONENT	W / L	SCORES	RECORD	TV	RK
SEPT. 15 Sat	at (*5) LSU	L	0 21	0-1	—	—
22 Sat	at Houston	L	3 6	0-2	—	—
OCT. 6 Sat	* TEXAS TECH	W	7 3	1-2, 1-0	—	—
13 Sat	at Florida	L	6 42	1-3	—	—
20 Sat	* TCU	L	14 20	1-4, 1-1	—	—
27 Sat	* at Baylor	W	6 3	2-4, 2-1	—	—
NOV. 3 Sat	* (*8) ARKANSAS	L	7 17	2-5, 2-2	—	—
10 Sat	* at SMU	W	12 7	3-5, 3-2	—	—
17 Sat	* at Rice	L	3 23	3-6, 3-3	—	—
22 Thu	* at (*4) Texas	L	3 13	3-7, 3-4	CBS	—

* SWC game.

► 1963 2-7-1, 1-5-1 Coach Hank Foldberg

DATE	OPPONENT	W / L / T	SCORES	RECORD	TV	RK
SEPT. 21 Sat	at LSU	L	6 14	0-1	—	—
28 Sat	at Ohio State	L	0 17	0-2	—	—
OCT. 5 Sat	* at Texas Tech	L	0 10	0-3, 0-1	—	—
12 Sat	HOUSTON	W	23 13	1-3	—	—
19 Sat	* at TCU	T	14 14	1-3-1, 0-1-1	—	—
26 Sat	* BAYLOR	L	7 34	1-4-1, 0-2-1	—	—
NOV. 2 Sat	!* at Arkansas	L	7 21	1-5-1, 0-3-1	—	—
9 Sat	* SMU	L	7 9	1-6-1, 0-4-1	—	—
16 Sat	* at Rice	W	13 6	2-6-1, 1-4-1	—	—
28 Thu	* (*1) TEXAS	L	13 15	2-7-1, 1-5-1	CBS	—

* SWC game. † at Little Rock, Ark.

► 1964 1-9, 1-6 Coach Hank Foldberg

DATE	OPPONENT	W / L	SCORES	RECORD	TV	RK
SEPT. 19 Sat	at LSU	L	6 9	0-1	—	—
25 Fri	at Houston	L	0 10	0-2	—	—
OCT. 3 Sat	* TEXAS TECH	L	12 16	0-3, 0-1	—	—
10 Sat	at USC	L	7 31	0-4	—	—
17 Sat	* TCU	L	9 14	0-5, 0-2	—	—
24 Sat	* at Baylor	L	16 20	0-6, 0-3	—	—
31 Sat	* (*4) ARKANSAS	L	0 17	0-7, 0-4	—	—
NOV. 7 Sat	* at SMU	W	23 0	1-7, 1-4	—	—
14 Sat	* at Rice	L	8 19	1-8, 1-5	—	—
26 Thu	* at (*5) Texas	L	7 26	1-9, 1-6	regional	—

* SWC game.

► 1965 3-7, 1-6 Coach Gene Stallings

DATE	OPPONENT	W / L	SCORES	RECORD	TV	ATTEN.	RK
SEPT. 18 Sat	at (*8) LSU	L	0 10	0-1	—	—	—
25 Sat	at Georgia Tech	W	14 10	1-1	—	—	—
OCT. 2 Sat	* at Texas Tech	L	16 20	1-2, 0-1	—	—	—
9 Sat	HOUSTON	W	10 7	2-2	—	—	—
16 Sat	* at TCU	L	9 17	2-3, 0-2	—	—	—
23 Sat	* BAYLOR	L	0 31	2-4, 0-3	—	—	—
30 Sat	!* at (*2) Arkansas	L	0 31	2-5, 0-4	—	—	—

NOV. 6 Sat	* SMU	L	0 10	2-6, 0-5	—	—
13 Sat	* at Rice	W	14 13	3-6, 1-5	—	—
25 Thu	* TEXAS	L	17 21	3-7, 1-6	—	—

* SWC game. † at Little Rock, Ark.

► 1966 4-5-1, 4-3 Coach Gene Stallings

DATE	OPPONENT	W / L / T	SCORES	RECORD	TV	RK
SEPT. 17 Sat	at Georgia Tech	L	3 38	0-1	—	—
24 Sat	at Tulane	L	13 21	0-2	—	—
OCT. 1 Sat	* TEXAS TECH	W	35 14	1-2, 1-0	—	—
8 Sat	at LSU	T	7 7	1-2-1	—	—
15 Sat	* TCU	W	35 7	2-2-1, 2-0	—	—
22 Sat	* at Baylor	W	17 13	3-2-1, 3-0	—	—
29 Sat	* (*9) ARKANSAS	L	0 34	3-3-1, 3-1	—	—
NOV. 5 Sat	* at SMU	L	14 21	3-4-1, 3-2	—	—
12 Sat	* at Rice	W	7 6	4-4-1, 4-2	—	—
24 Thu	* at Texas	L	14 22	4-5-1, 4-3	—	—

* SWC game.

► 1967 7-4, 6-1 Coach Gene Stallings

SWC CHAMPIONS

DATE	OPPONENT	W / L	SCORES	RECORD	TV	RK
SEPT. 16 Sat	* SMU	L	17 20	0-1, 0-1	CBS	—
23 Sat	* vs Purdue	L	20 24	0-2	—	—
30 Sat	at LSU	L	6 17	0-3	—	—
OCT. 7 Sat	FLORIDA STATE	L	18 19	0-4	—	—
14 Sat	* at Texas Tech	W	28 24	1-4, 1-1	—	—
21 Sat	* at TCU	W	20 0	2-4, 2-1	—	—
28 Sat	* BAYLOR	W	21 3	3-4, 3-1	—	—
NOV. 4 Sat	* ARKANSAS	W	33 21	4-4, 4-1	—	—
18 Sat	* at Rice	W	18 3	5-4, 5-1	—	—
23 Thu	* TEXAS	W	10 7	6-4, 6-1	—	—
JAN. 1 Mon	† vs (*8) Alabama	W	20 16	7-4	CBS	—

* SWC game. † at Dallas, Texas. ‡ Cotton Bowl, Dallas. Attendance: 73,800



GENE STALLINGS
(coat & tie) and his staff enter Kyle Field.

► 1968 3-7, 2-5 Coach Gene Stallings

DATE	OPPONENT	W / L	SCORES	RECORD	TV	RK
SEPT. 21 Sat	at (*18) LSU	L	12 13	0-1	—	13
28 Sat	at Tulane	W	35 3	1-1	—	—
OCT. 5 Sat	at Florida State	L	14 20	1-2	—	17
12 Sat	* TEXAS TECH	L	16 21	1-3, 0-1	—	—
19 Sat	* TCU	W	27 7	2-3, 1-1	—	—
26 Sat	* at Baylor	L	9 10	2-4, 1-2	—	—
NOV. 2 Sat	* (*17) ARKANSAS	L	22 25	2-5, 1-3	—	—
9 Sat	* at SMU	L	23 36	2-6, 1-4	—	—
16 Sat	* RICE	W	24 14	3-6, 2-4	—	—
28 Thu	* at (*6) Texas	L	14 35	3-7, 2-5	ABC	—

* SWC game.

► 1969 3-7, 2-5 Coach Gene Stallings

DATE	OPPONENT	W / L	SCORES	RECORD	TV	RK
SEPT. 20 Sat	at LSU	L	6 35	0-1	—	—
27 Sat	at Nebraska	L	0 14	0-2	—	—
OCT. 4 Sat	at Army	W	20 13	1-2	—	—
11 Sat	* at Texas Tech	L	9 13	1-3, 0-1	—	—
18 Sat	* at TCU	L	6 16	1-4, 0-2	—	—

25	Sat	*	BAYLOR	W	24	0	2-4, 1-2	—	—
NOV. 1	Sat	*	(#4) Arkansas	L	13	35	2-5, 1-3	ABC-R	—
8	Sat	*	SMU	W	20	10	3-5, 2-3	—	—
15	Sat	*	at Rice	L	6	7	3-6, 2-4	—	—
27	Thu	*	(#1) TEXAS	L	12	49	3-7, 2-5	—	—

* SWC game.

► 1970 2-9, 0-7 Coach Gene Stallings

DATE	OPPONENT	W / L	SCORES	RECORD	TV	ATTN.	RK
SEPT. 12	Sat	W	41 14	1-0	—	—	—
19	Sat	W	20 18	2-0	—	—	—
26	Sat	L	13 56	2-1	—	—	—
OCT. 3	Sat	L	10 14	2-2	—	—	—
10	Sat	L	7 21	2-3, 0-1	—	—	—
17	Sat	L	15 31	2-4, 0-2	—	—	—
24	Sat	L	24 29	2-5, 0-3	—	—	—
31	Sat	L	6 45	2-6, 0-4	—	—	—
NOV. 7	Sat	L	3 6	2-7, 0-5	—	—	—
14	Sat	L	17 18	2-8, 0-6	—	—	—
26	Thu	L	14 52	2-9, 0-7	—	—	—

* SWC game.

► 1971 5-6, 4-3 Coach Gene Stallings

DATE	OPPONENT	W / L	SCORES	RECORD	TV	ATTN.	RK
SEPT. 11	Sat	W	41 7	1-0	—	29,580	—
18	Sat	L	0 37	1-1	—	68,576	—
25	Sat	L	7 34	1-2	—	67,993	—
OCT. 2	Sat	L	0 17	1-3	—	26,627	—
16	Sat	L	7 28	1-4, 0-1	—	44,380	—
20	Wed	L	3 14	1-5, 0-2	—	31,910	—
23	Sat	W	10 9	2-5, 1-2	—	28,662	—
30	Sat	W	17 9	3-5, 2-2	—	54,446	—
NOV. 6	Sat	W	27 10	4-5, 3-2	—	27,358	—
13	Sat	W	18 13	5-5, 4-2	—	47,000	—
25	Thu	L	14 34	5-6, 4-3	—	52,090	—

* SWC game. † at Little Rock, Ark.

► 1972 3-8, 2-5 Coach Emory Bellard

DATE	OPPONENT	W / L	SCORES	RECORD	TV	ATTN.	RK
SEPT. 9	Sat	W	36 13	1-0	—	22,659	—
16	Sat	L	7 37	1-1	—	76,042	—
23	Sat	L	17 42	1-2	—	68,538	—
30	Sat	L	14 24	1-3	—	46,680	—
OCT. 14	Sat	L	14 17	1-4, 0-1	—	34,216	—
21	Sat	L	10 13	1-5, 0-2	—	28,770	—
28	Sat	L	13 15	1-6, 0-3	—	40,000	—
NOV. 4	Sat	W	10 7	2-6, 1-3	—	36,723	—
11	Sat	W	27 17	3-6, 2-3	—	32,109	—
18	Sat	L	14 20	3-7, 2-4	—	28,231	—
23	Thu	L	3 38	3-8, 2-5	ABC	68,000	—

* SWC game.

► 1973 5-6, 3-4 Coach Emory Bellard

DATE	OPPONENT	W / L	SCORES	RECORD	TV	ATTN.	RK
SEPT. 15	Sat	W	48 0	1-0	—	31,474	—
22	Sat	L	23 28	1-1	—	68,394	—
29	Sat	L	24 32	1-2	—	36,317	—
OCT. 6	Sat	W	30 15	2-2	—	30,000	—
13	Sat	L	16 28	2-3, 0-1	—	50,102	—
20	Sat	W	35 16	3-3, 1-1	—	32,010	—
27	Sat	W	28 22	4-3, 2-1	—	44,182	—
NOV. 3	Sat	L	10 14	4-4, 2-2	—	37,261	—
10	Sat	W	45 10	5-4, 3-2	—	37,180	—
17	Sat	L	20 24	5-5, 3-3	—	45,000	—
22	Thu	L	13 42	5-6, 3-4	—	52,974	—

* SWC game.

► 1974 8-3, 5-2 Coach Emory Bellard

DATE	OPPONENT	W / L	SCORES	RECORD	TV	ATTN.	RK
SEPT. 14	Sat	W	24 0	1-0	—	38,792	20
21	Sat	W	21 14	2-0	—	69,088	12
28	Sat	W	28 15	3-0	—	54,000	9
OCT. 5	Sat	L	10 28	3-1	—	36,230	5
12	Sat	W	28 7	4-1, 1-0	ABC-R	50,620	16
19	Sat	W	17 0	5-1, 2-0	—	36,701	8
26	Sat	W	20 0	6-1, 3-0	—	48,500	8
NOV. 2	Sat	W	20 10	7-1, 4-0	—	47,887	8
9	Sat	L	14 18	7-2, 4-1	—	44,463	5
16	Sat	W	37 7	8-2, 5-1	—	45,334	10
29	Thu	L	3 32	8-3, 5-2	ABC-R	77,584	8

* SWC game.

► 1975 10-2, 6-1 Coach Emory Bellard SWC TRI-CHAMPIONS

DATE	OPPONENT	W / L	SCORES	RECORD	TV	ATTN.	RK
SEPT. 13	Sat	W	7 0	1-0	—	47,021	9
20	Sat	W	39 8	2-0	—	69,445	11
27	Sat	W	43 13	3-0	ABC-R	45,524	8
OCT. 4	Sat	W	10 0	4-0	—	37,100	6
11	Sat	W	38 9	5-0, 1-0	—	52,254	6
18	Sat	W	14 6	6-0, 2-0	—	34,210	5
25	Sat	W	19 10	7-0, 3-0	—	53,693	5
NOV. 8	Sat	W	36 3	8-0, 4-0	—	49,809	4
15	Sat	W	33 14	9-0, 5-0	—	67,000	3
28	Fri	W	20 10	10-0, 6-0	ABC-R	56,679	2
DEC. 6	Sat	L	6 31	10-1, 6-1	ABC	52,000	2
22	Mon	L	0 20	10-2	ABC	52,129	6

* SWC game. † at Little Rock, Arkansas. ‡ Liberty Bowl, Memphis, Tennessee.

► 1976 10-2, 6-2 Coach Emory Bellard

DATE	OPPONENT	W / L	SCORES	RECORD	TV	ATTN.	RK
SEPT. 11	Sat	W	19 0	1-0	—	44,039	14
18	Sat	W	34 14	2-0	—	50,027	11
25	Sat	L	10 21	2-1, 0-1	—	70,001	9
OCT. 2	Sat	W	14 7	3-1	—	67,543	—
9	Sat	L	16 27	3-2, 0-2	—	52,651	17
16	Sat	W	24 0	4-2, 1-2	—	52,241	—
23	Sat	W	57 34	5-2, 2-2	—	47,354	—
30	Sat	W	36 0	6-2, 3-2	ABC-R	35,213	—
NOV. 13	Sat	W	31 10	7-2, 4-2	ABC	47,000	17
20	Sat	W	59 10	8-2, 5-2	—	44,055	11
25	Thu	W	27 3	9-2, 6-2	ABC-R	70,000	11
JAN. 2	Sun	W	37 14	10-2	CBS	33,250	10

* SWC game. † at Little Rock, Arkansas. ‡ Sun Bowl, El Paso, Texas.

► 1977 8-4, 6-2 Coach Emory Bellard

DATE	OPPONENT	W / L	SCORES	RECORD	TV	ATTN.	RK
SEPT. 10	Sat	W	28 14	1-0	—	51,454	9
17	Sat	W	27 6	2-0	—	33,500	7
24	Sat	W	33 17	3-0, 1-0	—	55,008	6
OCT. 1	Sat	L	3 41	3-1	ABC	104,802	5
15	Sat	W	38 31	4-1, 2-0	—	45,000	13
22	Sat	W	28 14	5-1, 3-0	—	57,000	12
29	Sat	W	38 21	6-1, 4-0	—	53,932	12
NOV. 12	Sat	L	20 26	6-2, 4-1	—	55,028	11
19	Sat	W	52 23	7-2, 5-1	—	28,563	14
26	Sat	L	28 57	7-3, 5-2	—	57,443	12
DEC. 3	Sat	W	27 7	8-3, 6-2	ABC-R	51,790	tt17
31	Sat	L	28 47	8-4	Mizlou	52,842	tt17

* SWC game. † Bluebonnet Bowl, Astrodome, Houston.

► 1978 8-4, 4-4 Coach Emory Bellard

DATE	OPPONENT	W / L	SCORES	RECORD	TV	ATTN.	RK
SEPT. 9	Sat	W	37 10	1-0	—	37,640	16
23	Sat	W	37 2	2-0	—	26,012	9
30	Sat	W	58 0	3-0	—	56,818	8
OCT. 7	Sat	W	38 9	4-0, 1-0	—	56,121	7
14	Sat	L	0 33	4-1, 1-1	—	52,156	6
21	Sat	L	6 24	4-2, 1-2	—	55,458	12

Coach Tom Wilson

28	Sat	*	RICE	W	38	21	5-2, 2-2	—	51,461	—
NOV. 4	Sat	*	at SMU	W	20	17	6-2, 3-2	ABC-R	57,208	—
18	Sat	†	(#13) Arkansas	L	7	26	6-3, 3-3	ABC-R	54,118	—
25	Sat	*	TCU	W	15	7	7-3, 4-3	—	41,484	—
DEC. 2	Sat	*	(#14) Texas	L	7	22	7-4, 4-4	ABC	78,413	—
20	Wed	†	vs (#19) Iowa State	W	28	12	8-4	Mizlou	41,150	—

* SWC game. † at Little Rock, Arkansas. ‡ Hall of Fame Bowl, Legion Field, Birmingham, Alabama.

► 1979 6-5, 4-4 Coach Tom Wilson

DATE	OPPONENT	W / L	SCORES	RECORD	TV	ATTN.	RK			
SEPT. 8	Sat	*	vs BYU	L	17	18	0-1	—	40,000	14
15	Sat	*	at Baylor	L	7	17	0-2, 0-1	—	48,500	—
22	Sat	*	(#6) Penn State	W	27	14	1-2	—	77,576	—
29	Sat	*	at Memphis State	W	17	7	2-2	—	38,477	—
OCT. 6	Sat	*	at Texas Tech	L	20	21	2-3, 0-2	—	52,468	—
13	Sat	*	(#7) HOUSTON	L	14	17	2-4, 0-3	—	59,545	—
27	Sat	*	at Rice	W	41	15	3-4, 1-3	—	43,000	—
NOV. 3	Sat	*	SMU	W	47	14	4-4, 2-3	ABC-R	58,690	—
17	Sat	*	(#9) ARKANSAS	L	10	22	4-5, 2-4	—	62,648	—

24 Sat	*	at TCU	W	30	7	5-5, 3-4	—	27,229	—
DEC.	1 Sat	* (6) TEXAS	W	13	7	6-5, 4-4	—	69,017	—

*SWC game. * at Rice Stadium, Houston.

► 1980 4-7, 3-5 Coach Tom Wilson										
DATE	OPPONENT	W / L	SCORES	RECORD	TV	ATTEN.	RK			
SEPT.	6 Sat	*	at Ole Miss	W	23	20	1-0	—	47,482	—
	13 Sat		at (*12) Georgia	L	0	42	1-1	—	60,150	—
	20 Sat		(*11) PENN STATE	L	9	25	1-2	—	66,783	—
OCT.	4 Sat	*	TEXAS TECH	W	41	21	2-2, 1-0	—	65,379	—
	11 Sat	*	at Houston	L	13	17	2-3, 1-1	—	46,525	—
	18 Sat	*	(*13) BAYLOR	L	7	46	2-4, 1-2	—	69,588	—
	25 Sat	*	RICE	L	6	10	2-5, 1-3	—	51,630	—
NOV.	1 Sat	*	at (*19) SMU	L	0	27	2-6, 1-4	ABC-R	41,289	—
	15 Sat	*	at Arkansas	L	24	27	2-7, 1-5	—	38,715	—
	22 Sat	*	TCU	W	13	10	3-7, 2-5	—	48,546	—
	29 Sat	*	at Texas	W	24	14	4-7, 3-5	—	72,537	—

*SWC game. * at Veterans Memorial Stadium, Jackson, Mississippi.

► 1981 7-5, 4-4 Coach Tom Wilson										
DATE	OPPONENT	W / L	SCORES	RECORD	TV	ATTEN.	RK			
SEPT.	5 Sat		at California	W	29	28	1-0	—	40,000	—
	19 Sat		at Boston College	L	12	13	1-1	—	31,000	—
	26 Sat		LOUISIANA TECH	W	43	7	2-1	—	56,217	—
OCT.	3 Sat	*	at Texas Tech	W	24	23	3-1, 1-0	—	50,081	—
	10 Sat	*	HOUSTON	W	7	6	4-1, 2-0	—	66,569	—
	17 Sat	*	at Baylor	L	17	19	4-2, 2-1	—	45,000	—
	24 Sat	*	at Rice	W	51	26	5-2, 3-1	—	52,000	—
	31 Sat	*	(*13) SMU	L	7	27	5-3, 3-2	—	62,646	—
NOV.	14 Sat	*	(*16) ARKANSAS	L	7	10	5-4, 3-3	ABC-R	62,003	—
	21 Sat	*	TCU	W	37	7	6-4, 4-3	—	29,483	—
	26 Thu	*	(*7) TEXAS	L	13	21	6-5, 4-4	—	71,731	—
DEC.	12 Sat	†	vs Oklahoma State	W	33	16	7-5	Mizlou	48,600	—

*SWC game. † Independence Bowl, Shreveport, Louisiana.

► 1982 5-6, 3-5 Coach Jackie Sherrill										
DATE	OPPONENT	W / L	SCORES	RECORD	TV	ATTEN.	RK			
SEPT.	4 Sat		BOSTON COLLEGE	L	16	38	0-1	ABC	55,177	—
	18 Sat		UT ARLINGTON	W	61	22	1-1	—	54,098	—
	25 Sat		LOUISIANA TECH	W	38	27	2-1	—	53,214	—
OCT.	2 Sat	*	TEXAS TECH	L	15	24	2-2, 0-1	CBS-R	59,416	—
	9 Sat	*	at Houston	L	20	24	2-3, 0-2	—	46,302	—
	16 Sat	*	BAYLOR	W	28	23	3-3, 1-2	—	64,017	—
	23 Sat	*	RICE	W	49	7	4-3, 2-2	—	53,767	—
	30 Sat	*	at (*4) SMU	L	9	47	4-4, 2-3	CBS	50,008	—



KEITH WOODSIDE
1986 Cotton Bowl vs. Auburn

HISTORY

NOV.	13 Sat	!*	at (*10) Arkansas	L	0	35	4-5, 2-4	—	53,410	—
	20 Sat	*	TCU	W	34	14	5-5, 3-4	—	51,892	—
	25 Sat	*	at (*14) Texas	L	16	53	5-6, 3-5	—	72,368	—

*SWC game. † at Little Rock, Arkansas.

► 1983 5-5-1, 4-3-1 Coach Jackie Sherrill										
DATE	OPPONENT	W / L / T	SCORES	RECORD	TV	ATTEN.	RK			
SEPT.	3 Sat		CALIFORNIA	L	17	19	0-1	—	51,971	—
	17 Sat		ARKANSAS STATE	W	38	17	1-1	—	50,064	—
	24 Sat		OKLAHOMA STATE	L	15	34	1-2	CBS	53,638	—
OCT.	1 Sat	*	at Texas Tech	L	0	3	1-3, 0-1	—	52,109	—
	8 Sat	*	HOUSTON	W	30	7	2-3, 1-1	—	57,622	—
	15 Sat	*	at Baylor	T	13	13	2-3-1, 1-1-1	WTBS	40,000	—
	22 Sat	*	at Rice	W	29	10	3-3-1, 2-1-1	—	40,000	—
	29 Sat	*	(*10) SMU	L	7	10	3-4-1, 2-2-1	—	60,219	—
NOV.	12 Sat	*	ARKANSAS	W	36	23	4-4-1, 3-2-1	—	58,597	—
	19 Sat	*	at TCU	W	20	10	5-4-1, 4-2-1	—	28,640	—
	26 Sat	*	(*2) TEXAS	L	13	45	5-5-1, 4-3-1	ABC	76,751	—

*SWC game. † at Little Rock, Arkansas.

► 1984 6-5, 3-5 Coach Jackie Sherrill										
DATE	OPPONENT	W / L	SCORES	RECORD	TV	ATTEN.	RK			
SEPT.	1 Sat		UTEP	W	20	17	1-0	Gaylord-R	42,658	—
	22 Sat		IOWA STATE	W	38	17	2-0	Gaylord-R	45,239	—
	29 Sat		ARKANSAS STATE	W	22	21	3-0	Gaylord-R	45,282	—
OCT.	6 Sat	*	TEXAS TECH	L	12	30	3-1, 0-1	Raycom-R	51,365	—
	13 Sat	*	at Houston	L	7	9	3-2, 0-2	—	34,103	—
	20 Sat	*	BAYLOR	L	16	20	3-3, 0-3	—	54,618	—
	27 Sat	*	RICE	W	38	14	4-3, 1-3	—	43,108	—
NOV.	3 Sat	*	at (*19) SMU	L	20	28	4-4, 1-4	—	47,113	—
	17 Sat	*	at Arkansas	L	0	28	4-5, 1-5	Raycom-R	38,020	—
	24 Sat	*	(*17) TCU	W	35	21	5-5, 2-5	—	38,209	—
DEC.	1 Sat	*	at (*13) Texas	W	37	12	6-5, 3-5	ESPN	81,309	—

*SWC game.

► 1985 10-2, 7-1 Coach Jackie Sherrill										
SWC CHAMPIONS										
DATE	OPPONENT	W / L	SCORES	RECORD	TV	ATTEN.	RK			
SEPT.	14 Sat	*	at (*20) Alabama	L	10	23	0-1	ESPN	74,697	—
	21 Sat		NORTHEAST LOUISIANA	W	31	17	1-1	—	46,851	—
	28 Sat		TULSA	W	45	10	2-1	—	44,593	—
OCT.	5 Sat	*	at Texas Tech	W	28	27	3-1, 1-0	—	50,148	—
	12 Sat	*	HOUSTON	W	43	16	4-1, 2-0	—	55,711	—
	19 Sat	*	at (*14) Baylor	L	15	20	4-2, 2-1	—	48,500	—
	26 Sat	*	at Rice	W	43	28	5-2, 3-1	—	41,195	—
NOV.	2 Sat	*	(*19) SMU	W	19	17	6-2, 4-1	ESPN	54,597	—
	16 Sat	*	(*9) ARKANSAS	W	10	6	7-2, 5-1	ESPN	58,632	—
	23 Sat	*	at TCU	W	53	6	8-2, 6-1	—	38,782	19
	28 Thu	*	(*18) TEXAS	W	42	10	9-2, 7-1	ESPN	77,607	15
JAN.	1 Wed	†	vs (*16) Auburn	W	36	16	10-2	CBS	73,137	11

*SWC game. * at Legion Field, Birmingham, Alabama. † Mobil Cotton Bowl, Dallas.

► 1986 9-3, 7-1 Coach Jackie Sherrill										
SWC CHAMPIONS										
DATE	OPPONENT	W / L	SCORES	RECORD	TV	ATTEN.	RK			
SEPT.	13 Sat		at (*14) LSU	L	17	35	0-1	ESPN	79,713	7
	20 Sat		NORTH TEXAS STATE	W	48	28	1-1	—	54,406	16
	27 Sat		SOUTHERN MISS	W	16	7	2-1	—	54,938	14
OCT.	4 Sat	*	TEXAS TECH	W	45	8	3-1, 1-0	—	62,876	14
	11 Sat	*	at Houston	W	19	7	4-1, 2-0	Raycom-R	28,277	14
	18 Sat	*	(*20) BAYLOR	W	31	30	5-1, 3-0	ABC-R	74,739	11
	25 Sat	*	RICE	W	45	10	6-1, 4-0	—	51,885	10
NOV.	1 Sat	*	at SMU	W	39	35	7-1, 5-0	—	58,125	10
	15 Sat	!*	at (*17) Arkansas	L	10	14	7-2, 5-1	ABC-R	54,912	7
	22 Sat	*	TCU	W	74	10	8-2, 6-1	Raycom-R	59,126	13
	27 Thu	*	at Texas	W	16	3	9-2, 7-1	ESPN	75,623	10
JAN.	1 Thu	†	vs (*11) Ohio State	L	12	28	9-3	CBS	74,188	8

*SWC game. † at Little Rock, Arkansas. † Mobil Cotton Bowl, Dallas.

► 1987 10-2, 6-1 Coach Jackie Sherrill										
SWC CHAMPIONS										
DATE	OPPONENT	W / L	SCORES	RECORD	TV	ATTEN.	RK			
SEPT.	13 Sat		(*6) LSU	L	3	17	0-1	ESPN	71,282	15
	20 Sat		(*10) WASHINGTON	W	29	12	1-1	ESPN	58,178	—
	27 Sat	*	vs Southern Miss	W	27	14	2-1	—	22,150	16
OCT.	4 Sat	*	at Texas Tech	L	21	27	2-2, 0-1	Raycom-R	42,625	15
	11 Sat	*	HOUSTON	W	22	17	3-2, 1-1	—	64,415	—
	18 Sat	*	at Baylor	W	34	10	4-2, 2-1	Raycom-R	46,812	—

25 Sat	*	at Rice	W	34	21	5-2, 3-1	—	32,500	—
NOV.	1 Sat	LOUISIANA TECH	W	32	3	6-2	—	53,779	—
	15 Sat	* (*20) ARKANSAS	W	14	0	7-2, 4-1	—	73,511	19
	22 Sat	* at TCU	W	42	24	8-2, 5-1	Raycom-R	40,164	16
	27 Thu	* TEXAS	W	20	13	9-2, 6-1	ESPN	78,573	15
JAN.	1 Fri	† vs (*13) Notre Dame	W	35	10	10-2	CBS	73,006	15

* SWC game. * at Veterans Memorial Stadium, Jackson, Mississippi. † Mobil Cotton Bowl, Dallas.

► 1988 7-5, 6-1 Coach Jackie Sherrill

DATE	OPPONENT	W / L	SCORES	RECORD	TV	ATTEN.	RK		
AUG.	27 Sat	* vs (*2) Nebraska	L	14	23	0-1	Raycom	58,172	10
SEPT.	3 Sat	at (*17) LSU	L	0	27	0-2	—	79,018	11
	24 Sat	at (*18) Oklahoma State	L	15	52	0-3	—	50,440	—
OCT.	1 Sat	* TEXAS TECH	W	50	15	1-3, 1-0	—	63,822	—
	8 Sat	* at Houston	W	30	16	2-3, 2-0	—	42,361	—
	15 Sat	* BAYLOR	W	28	14	3-3, 3-0	—	67,884	—
	22 Sat	* RICE	W	24	10	4-3, 4-0	—	53,727	—
NOV.	5 Sat	LOUISIANA TECH	W	56	17	5-3	—	48,023	—
	12 Sat	* at (*11) Arkansas	L	20	25	5-4, 4-1	—	53,818	—
	19 Sat	* TCU	W	18	0	6-4, 5-1	Raycom-R	52,969	—
	24 Thu	* at Texas	W	28	24	7-4, 6-1	ESPN	77,809	—
DEC.	1 Thu	* (*20) ALABAMA	L	10	30	7-5	ESPN	59,152	—

* SWC game. * Kickoff Classic, Giants Stadium, East Rutherford, N.J.

► 1989 8-4, 6-2 Coach R.C. Slocum

DATE	OPPONENT	W / L	SCORES	RECORD	TV	ATTEN.	RK		
SEPT.	2 Sat	(*7) LSU	W	28	16	1-0	ESPN	61,733	—
	9 Sat	at Washington	L	6	19	1-1	ABC-R	69,434	15
	16 Sat	* at TCU	W	44	7	2-1, 1-0	—	42,960	21
	30 Sat	SOUTHERN MISS	W	31	14	3-1	—	58,843	22
OCT.	7 Sat	* at Texas Tech	L	24	27	3-2, 1-1	Raycom-R	50,743	19
	14 Sat	* (*8) HOUSTON	W	17	13	4-2, 2-1	—	66,423	—
	21 Sat	* at Baylor	W	14	11	5-2, 3-1	—	45,565	23
	28 Sat	* at Rice	W	45	7	6-2, 4-1	—	30,900	21
NOV.	4 Sat	* SMU	W	63	14	7-2, 5-1	—	48,948	20
	24 Sat	* (*10) ARKANSAS	L	22	23	7-3, 5-2	CBS	57,876	14
DEC.	2 Sat	* TEXAS	W	21	10	8-3, 6-2	ESPN	76,803	16
	30 Sat	† vs (*23) Pittsburgh	L	28	31	8-4	CBS	44,887	16

* SWC game. † John Hancock Bowl, Sun Bowl, El Paso, Texas.

► 1990 9-3-1, 5-2-1 Coach R.C. Slocum

DATE	OPPONENT	W / L	SCORES	RECORD	TV	ATTEN.	RK		
SEPT.	1 Sat	at Hawai'i	W	28	13	1-0	ESPN	38,237	13
	15 Sat	SW LOUISIANA	W	63	14	2-0	—	51,317	12
	22 Sat	NORTH TEXAS	W	40	8	3-0	—	52,049	12
	29 Sat	at LSU	L	8	17	3-1	—	77,703	11
OCT.	6 Sat	* TEXAS TECH	W	28	24	4-1, 1-0	—	68,593	19
	13 Sat	* at (*12) Houston	L	31	36	4-2, 1-1	—	45,141	20
	20 Sat	* BAYLOR	T	20	20	4-2-1, 1-1-1	—	61,017	25
	27 Sat	* RICE	W	41	15	5-2-1, 2-1-1	—	52,158	—
NOV.	3 Sat	* at SMU	W	38	17	6-2-1, 3-1-1	—	23,783	—
	17 Sat	* at Arkansas	W	20	16	7-2-1, 4-1-1	—	46,418	—
	24 Sat	* TCU	W	56	10	8-2-1, 5-1-1	Raycom-R	40,378	—
DEC.	1 Sat	* at (*5) Texas	L	27	28	8-3-1, 5-2-1	CBS	82,518	—
	29 Sat	† vs (*13) BYU	W	65	14	9-3-1	ESPN	61,441	—

* SWC game. † Sea World Holiday Bowl, Jack Murphy Stadium, San Diego, California.

► 1991 10-2, 8-0 Coach R.C. Slocum

SWC CHAMPIONS

DATE	OPPONENT	W / L	SCORES	RECORD	TV	ATTEN.	RK		
SEPT.	14 Sat	LSU	W	45	7	1-0	Raycom-R	66,281	20
	21 Sat	at Tulsa	L	34	35	1-1	Raycom-R	30,122	15
	28 Sat	SW LOUISIANA	W	34	7	2-1	—	56,271	—
OCT.	5 Sat	* at Texas Tech	W	37	14	3-1, 1-0	Raycom-R	50,577	23
	19 Sat	* at (*16) Baylor	W	34	12	4-1, 2-0	ABC-R	50,267	19
	26 Sat	* HOUSTON	W	27	18	5-1, 3-0	—	65,812	13
NOV.	2 Sat	* at Rice	W	38	21	6-1, 4-0	—	42,600	12
	7 Thu	* at TCU	W	44	7	7-1, 5-0	ESPN	27,762	12
	16 Sat	* ARKANSAS	W	13	3	8-1, 6-0	ESPN	62,487	13
	23 Sat	* SMU	W	65	6	9-1, 7-0	—	52,523	12
	28 Thu	* TEXAS	W	31	14	10-1, 8-0	ESPN	76,532	10
JAN.	1 Wed	† vs (*5) Florida State	L	2	10	10-2	CBS	73,728	9

* SWC game. † Mobil Cotton Bowl, Dallas.



► 1992 12-1, 7-0 Coach R.C. Slocum

SWC CHAMPIONS

DATE	OPPONENT	W / L	SCORES	RECORD	TV	ATTEN.	RK		
AUG.	26 Wed	* vs (*17) Stanford	W	10	7	1-0	Raycom	35,240	7
SEPT.	5 Sat	at LSU	W	31	22	2-0	ABC-R	69,313	7
	12 Sat	TULSA	W	19	9	3-0	—	58,926	7
	19 Sat	at Missouri	W	26	13	4-0	—	42,031	5
OCT.	3 Sat	* TEXAS TECH	W	19	17	5-0, 1-0	Raycom-R	69,817	5
	17 Sat	* RICE	W	35	9	6-0, 2-0	—	53,387	5
	24 Sat	* BAYLOR	W	19	13	7-0, 3-0	ABC-R	66,542	5
	31 Sat	* at SMU	W	41	7	8-0, 4-0	—	41,417	5
NOV.	7 Sat	LOUISVILLE	W	40	18	9-0	ABC-R	48,848	5
	12 Thu	* at Houston	W	38	30	10-0, 5-0	ESPN	38,644	4
	21 Sat	* TCU	W	37	10	11-0, 6-0	ABC-R	55,086	4
	26 Thu	* at Texas	W	34	13	12-0, 7-0	ESPN	81,170	4
JAN.	1 Fri	† vs (*5) Notre Dame	L	3	28	12-1	NBC	71,615	4

* SWC game. * Disneyland Pigskin Classic, Anaheim Stadium, Anaheim, Calif. † Mobil Cotton Bowl, Dallas.

► 1993 10-2 Coach R.C. Slocum

SWC CHAMPIONS

DATE	OPPONENT	W / L	SCORES	RECORD	TV	ATTEN.	RK		
SEPT.	4 Sat	LSU	W	24	0	1-0	ABC-R	61,307	5
	11 Sat	at (*17) Oklahoma	L	14	44	1-1	ABC-R	68,211	5
	18 Sat	MISSOURI	W	73	0	2-1	Raycom-R	51,778	16
OCT.	2 Sat	* at Texas Tech	W	31	6	3-1, 1-0	ABC-R	50,748	14
	9 Sat	* HOUSTON	W	34	10	4-1, 2-0	Raycom-R	60,575	14
	16 Sat	* at Baylor	W	34	17	5-1, 3-0	Raycom-R	43,716	13
	23 Sat	* at Rice	W	38	10	6-1, 4-0	—	46,800	11
	30 Sat	* SMU	W	37	13	7-1, 5-1	—	53,076	11
NOV.	13 Sat	(*20) LOUISVILLE	W	42	7	8-1	ESPN	56,161	11
	20 Sat	* at TCU	W	59	3	9-1, 6-0	Raycom-R	33,537	10
	25 Thu	* TEXAS	W	18	9	10-1, 7-0	ESPN	74,748	8
JAN.	1 Sat	† vs (*4) Notre Dame	L	21	24	10-2	NBC	69,855	7

* SWC game. † Mobil Cotton Bowl, Dallas.

► 1994 10-0-1 Coach R.C. Slocum

DATE	OPPONENT	W / L	SCORES	RECORD	TV	ATTEN.	RK		
SEPT.	3 Sat	at LSU	W	18	13	1-0	—	75,504	15
	10 Sat	(*15) OKLAHOMA	W	36	14	2-0	—	72,577	16
	24 Sat	SOUTHERN MISS	W	41	17	3-0	—	56,007	12
OCT.	1 Sat	* TEXAS TECH	W	23	17	4-0, 1-0	—	64,242	10
	8 Sat	* at Houston	W	38	7	5-0, 2-0	—	40,184	10
	15 Sat	* BAYLOR	W	41	21	6-0, 3-0	—	70,111	7
	22 Sat	* RICE	W	7	0	7-0, 4-0	—	56,214	6
	29 Sat	! vs SMU	T	21	21	7-0-1, 4-0-1	—	51,056	7
NOV.	5 Sat	* at Texas	W	34	10	8-0-1, 5-0-1	—	82,312	11
	12 Sat	at Louisville	W	26	10	9-0-1	—	36,112	9
	19 Sat	* TCU	W	34	17	10-0-1, 6-0-1	—	58,113	9

* SWC game. ! at Alamodome, San Antonio.


► 1995 9-3, 5-2 Coach R.C. Slocum

DATE	OPPONENT	W / L	SCORES	RECORD	TV	ATTEN.	RK		
SEPT.	2 Sat	LSU	W	33	17	1-0	ABC-R	70,057	3
	16 Sat	TULSA	W	52	9	2-0	Raycom-R	57,067	3
	23 Sat	at (*7) Colorado	L	21	29	2-1	ABC	53,849	3
OCT.	7 Sat	* at Texas Tech	L	7	14	2-2, 0-1	—	51,205	8
	14 Sat	* SMU	W	20	17	3-2, 1-1	—	59,573	22
	21 Sat	* at Baylor	W	24	9	4-2, 2-1	—	51,218	22
	28 Sat	* HOUSTON	W	31	7	5-2, 3-1	—	58,277	19
NOV.	9 Thu	* at Rice	W	17	10	6-2, 4-1	ESPN	39,500	18
	18 Sat	MIDDLE TENNESSEE ST	W	56	14	7-2	—	53,549	15
	25 Sat	* at TCU	W	38	6	8-2, 5-1	—	44,282	16
DEC.	2 Sat	* (*6) TEXAS	L	6	16	8-3, 5-2	ABC	76,221	16
	29 Fri	† vs (*14) Michigan	W	22	20	9-3	ESPN	64,597	19

* SWC game. † Builders Square Alamodome, San Antonio.

► 1996 6-6, 4-4 Coach R.C. Slocum

DATE	OPPONENT	W / L	SCORES	RECORD	TV	ATTEN.	RK		
AUG.	24 Sat	* at BYU	L	37	41	0-1	ABC	55,229	12
SEPT.	14 Sat	at SW Louisiana	L	22	29	0-2	—	38,783	25
	21 Sat	NORTH TEXAS	W	55	0	1-2	—	56,308	—
	28 Sat	* (*12) COLOR							



R.C. SLOCUM
beat Texas
at Kyle Field
in 1997 to
become
A&M's all-time
winningest
coach and
secure the
Big 12 South
Championship.

► **1997** 9-4, 6-2 Coach R.C. Slocum
BIG 12 SOUTH CHAMPIONS

DATE	OPPONENT	W / L	SCORES	RECORD	TV	ATTEN.	RK
SEPT. 6	Sat SAM HOUSTON STATE	W	59 6	1-0	—	58,619	—
20	Sat SW LOUISIANA	W	66 0	2-0	FSN-R	54,603	—
27	Sat * vs North Texas	W	36 10	3-0	—	42,224	18
OCT. 4	Sat * at (*16) Colorado	W	16 10	4-0, 1-0	ABC-R	50,877	17
11	Sat * IOWA STATE	W	56 17	5-0, 2-0	—	58,159	13
18	Sat * at (*20) Kansas State	L	17 36	5-1, 2-1	ABC-R	43,601	14
25	Sat * at Texas Tech	L	13 16	5-2, 2-2	—	50,513	20
NOV. 1	Sat * (*19) OKLAHOMA ST (OT)	W	28 25	6-2, 3-2	FSN	60,776	25
8	Sat * BAYLOR	W	38 10	7-2, 4-2	—	64,006	21
15	Sat * at Oklahoma	W	51 7	8-2, 5-2	FSN	64,929	18
28	Fri * TEXAS	W	27 16	9-2, 6-2	ABC	75,349	15
DEC. 6	Sat † vs (*2) Nebraska	L	15 54	9-3	ABC	64,824	14
JAN. 1	Thu † vs (*5) UCLA	L	23 29	9-4	CBS	59,215	20

* Big 12 game. * at Texas Stadium, Irving.

† Dr Pepper Big 12 Championship, Alamodome, San Antonio. † Southwestern Bell Cotton Bowl, Dallas.

► **1998** 11-3, 7-1 Coach R.C. Slocum
BIG 12 CHAMPIONS

DATE	OPPONENT	W / L	SCORES	RECORD	TV	ATTEN.	RK
AUG. 31	Mon † vs (*2) Florida State	L	14 23	0-1	ABC	59,232	14
SEPT. 12	Sat LOUISIANA TECH	W	28 7	1-1	—	55,073	18
19	Sat at Southern Miss	W	24 6	2-1	FSN	33,233	17
26	Sat NORTH TEXAS	W	28 9	3-1	—	56,072	17
OCT. 3	Sat * at Kansas	W	24 21	4-1, 1-0	FSN-R	36,000	18
10	Sat * (*2) NEBRASKA	W	28 21	5-1, 2-0	ABC-R	60,798	18
17	Sat * at Baylor	W	35 14	6-1, 3-0	—	42,333	10
24	Sat * (*25) TEXAS TECH	W	17 10	7-1, 4-0	ABC-R	62,873	8
31	Sat * at Oklahoma State	W	17 6	8-1, 5-0	FSN	47,250	8
NOV. 7	Sat * OKLAHOMA	W	29 0	9-1, 6-0	FX	54,506	7
14	Sat * (*13) MISSOURI	W	17 14	10-1, 7-0	FSN-R	60,433	6
27	Fri * at Texas	L	24 26	10-2, 7-1	ABC	83,687	6
DEC. 5	Sat \$ vs (*2) Kansas State (207)	W	36 33	11-2	ABC	60,798	10
JAN. 1	Fri † vs (*3) Ohio State	L	14 24	11-3	ABC	76,502	8

* Big 12 game. † Kickoff Classic, Giants Stadium, East Rutherford, N.J.

\$ Dr Pepper Big 12 Championship, TWA Dome, St. Louis, Mo. † Nokia Sugar Bowl, Superdome, New Orleans.

► **1999** 8-4, 5-3 Coach R.C. Slocum

DATE	OPPONENT	W / L	SCORES	RECORD	TV	ATTEN.	RK
SEPT. 4	Sat † vs Louisiana Tech	W	37 17	1-0	—	40,328	7
18	Sat TULSA	W	62 13	2-0	—	67,647	7
25	Sat SOUTHERN MISS	W	23 6	3-0	ABC-R	65,264	5
OCT. 2	Sat * at Texas Tech	L	19 21	3-1, 0-1	FSN	53,513	5
9	Sat * BAYLOR	W	45 13	4-1, 1-1	—	75,476	13
16	Sat * KANSAS	W	34 17	5-1, 2-1	FSN-R	70,232	13
23	Sat * at Oklahoma	L	6 51	5-2, 2-2	FSN	74,552	13
30	Sat * OKLAHOMA STATE	W	21 3	6-2, 3-2	—	74,008	22
NOV. 6	Sat * at (*9) Nebraska	L	0 37	6-3, 3-3	ABC-R	77,705	21
13	Sat * at Missouri	W	51 14	7-3, 4-3	FSN-R	57,472	—
26	Fri * (*7) TEXAS	W	20 16	8-3, 5-3	ABC	86,128	24
DEC. 28	Tue † vs (*13) Penn State	L	0 24	8-4	ESPN	65,380	18

* Big 12 game. † at Independence Stadium, Shreveport, La. † Sylvania Alamo Bowl, Alamodome, San Antonio.

► **2000** 7-5, 5-3 Coach R.C. Slocum

DATE	OPPONENT	W / L	SCORES	RECORD	TV	ATTEN.	RK
SEPT. 2	Sat at Notre Dame	L	10 24	0-1	NBC	80,232	25
9	Sat WYOMING	W	51 3	1-1	FSN	69,273	—
16	Sat TEXAS-EL PASO	W	45 17	2-1	—	69,184	—
30	Sat * TEXAS TECH	W	33 15	3-1, 1-0	FSN-R	83,644	—
OCT. 7	Sat * COLORADO	L	19 26	3-2, 1-1	—	75,523	—
14	Sat * at Baylor	W	24 0	4-2, 2-1	FSN-R	40,076	—
21	Sat * at Iowa State	W	30 7	5-2, 3-1	ABC-R	48,931	—
28	Sat * (*10) KANSAS STATE	W	26 10	6-2, 4-1	ABC-R	80,659	—
NOV. 4	Sat * at Oklahoma State	W	21 16	7-2, 5-1	—	36,310	24
11	Sat * (*1) OKLAHOMA	L	31 35	7-3, 5-2	ABC-R	87,188	23
24	Fri * at (*12) Texas	L	17 43	7-4, 5-3	ABC	84,012	22
DEC. 31	Sun † vs Mississippi State (OT)	L	41 43	7-5	ESPN	36,974	—

* Big 12 game. † Independence Bowl, Shreveport, La.

► **2001** 8-4, 4-4 Coach R.C. Slocum

DATE	OPPONENT	W / L	SCORES	RECORD	TV	ATTEN.	RK
SEPT. 1	Sat McNEESE STATE	W	38 24	1-0	—	70,656	—
6	Thu at Wyoming	W	28 20	2-0	ESPN2	18,131	—
22	Sat * OKLAHOMA STATE	W	21 7	3-0, 1-0	—	86,201	—
29	Sat NOTRE DAME	W	24 3	4-0	ABC-R	87,206	—
OCT. 6	Sat * BAYLOR	W	16 10	5-0, 2-0	—	82,589	24
13	Sat * at (*20) Colorado	L	21 31	5-1, 2-1	—	49,521	25
20	Sat * at Kansas State	W	31 24	6-1, 3-1	—	49,935	—
27	Sat * IOWA STATE	W	24 21	7-1, 4-1	—	85,661	—
NOV. 3	Sat * at Texas Tech	L	0 12	7-2, 4-2	—	52,649	24
10	Sat * at (*3) Oklahoma	L	10 31	7-3, 4-3	ABC-R	75,525	—
23	Fri * (*5) TEXAS	L	7 21	7-4, 4-4	ABC	87,555	—
DEC. 28	Fri † vs TCU	W	28 9	8-4	ESPN	53,480	—

* Big 12 game. † galleryfurniture.com Bowl, Astrodome, Houston, Texas.

► **2002** 6-6, 3-5 Coach R.C. Slocum

DATE	OPPONENT	W / L	SCORES	RECORD	TV	ATTEN.	RK
AUG. 31	Sat LOUISIANA-LAFAYETTE	W	31 7	1-0	—	75,087	23
SEPT. 7	Sat at Pittsburgh	W	14 12	2-0	ESPN	45,489	20
21	Sat (*7) VIRGINIA TECH	L	3 13	2-1	ABC-R	83,746	19
28	Sat LOUISIANA TECH	W	31 3	3-1	—	72,802	24
OCT. 5	Sat * TEXAS TECH (OT)	L	47 48	3-2, 0-1	—	86,478	23
12	Sat * at Baylor	W	41 0	4-2, 1-1	FSN-R	38,673	—
19	Sat * at Kansas	W	47 22	5-2, 2-1	—	34,000	—
26	Sat * NEBRASKA	L	31 38	5-3, 2-2	TBS	81,054	—
NOV. 2	Sat * at Oklahoma State	L	23 28	5-4, 2-3	FSN-R	47,607	—
9	Sat * (*1) OKLAHOMA	W	30 26	6-4, 3-3	ABC-R	84,036	—
16	Sat * MISSOURI (207)	L	27 33	6-5, 3-4	—	78,186	—
29	Fri * at (*10) Texas	L	20 50	6-6, 3-5	ABC	83,711	—

* Big 12 game.

► **2003** 4-8, 2-6 Coach Dennis Franchione

DATE	OPPONENT	W / L	SCORES	RECORD	TV	ATTEN.	RK
AUG. 30	Sat ARKANSAS STATE	W	26 11	1-0	—	75,804	—
SEPT. 6	Sat UTAH	W	28 26	2-0	—	74,019	—
18	Thu at (*8) Virginia Tech	L	19 35	2-1	ESPN	65,115	—
27	Sat (*17) PITTSBURGH	L	26 37	2-2	ABC-R	79,116	—
OCT. 4	Sat * at Texas Tech	L	28 59	2-3, 0-1	FSN	51,772	—
11	Sat * BAYLOR	W	73 10	3-3, 1-1	—	73,030	—
18	Sat * at (*14) Nebraska	L	12 48	3-4, 1-2	FSN-R	77,604	—
25	Sat * (*18) OKLAHOMA STATE	L	10 38	3-5, 1-3	ABC-R	79,153	—
NOV. 1	Sat * KANSAS	W	45 33	4-5, 2-3	—	68,487	—
8	Sat * at (*1) Oklahoma	L	0 77	4-6, 2-4	ABC-R	83,461	—
15	Sat * at Missouri	L	22 45	4-7, 2-5	FSN-R	55,505	—
28	Fri * (*6) TEXAS	L	15 46	4-8, 2-6	ABC	84,094	—

* Big 12 game.

► **2004** 7-5, 5-3 Coach Dennis Franchione

DATE	OPPONENT	W / L	SCORES	RECORD	TV	ATTEN.	RK
SEPT. 2	Thu at (*19) Utah	L	21 41	0-1	ESPN	45,419	—
11	Sat WYOMING	W	31 0	1-1	FSN	65,600	—
18	Sat CLEMSON	W	27 6	2-1	TBS	71,565	—
OCT. 2	Sat * KANSAS STATE	W	42 30	3-1, 1-0	TBS	72,675	—
9	Sat * at Iowa State	W	34 3	4-1, 2-0	—	44,307	—
16	Sat * at (*15) Oklahoma State	W	36 20	5-1, 3-0	FSN	47,800	23
23	Sat * COLORADO (OT)	W	29 26	6-1, 4-0	—	73,745	17
30	Sat * at Baylor (OT)	L	34 35	6-2, 4-1	—	41,283	17
NOV. 6	Sat * (*2) OKLAHOMA	L	35 42	6-3, 4-2	ABC-R	81,125	—
13	Sat * TEXAS TECH (OT)	W	32 25	7-3, 5-2	ABC-R	82,278	22
26	Fri * at (*5) Texas	L	13 26	7-4, 5-3	ABC	83,891	22
JAN. 1	Sat † vs (*15) Tennessee	L	7 38	7-5	FOX	75,704	20

* Big 12 game. † SBC Cotton Bowl, Dallas.

HISTORY



► 2005 5-6, 3-5 Coach Dennis Franchione

DATE	OPPONENT	W / L	SCORES	RECORD	TV	ATTEN.	RK
SEPT. 3 Sat	at Clemson	L	24 25	0-1	ABC-R	80,000	17
17 Sat	SMU	W	66 8	1-1	FSN	75,128	—
22 Thu	TEXAS STATE	W	44 31	2-1	FSN-SW	72,741	—
OCT. 1 Sat	* BAYLOR (OT)	W	16 13	3-1, 1-0	FSN	79,280	—
8 Sat	* at Colorado	L	20 41	3-2, 1-1	FSN	50,686	—
15 Sat	* OKLAHOMA STATE	W	62 23	4-2, 2-1	—	78,451	—
22 Sat	* at Kansas State	W	30 28	5-2, 3-1	—	45,915	—
OCT. 29 Sat	* IOWA STATE	L	14 42	5-3, 3-2	ABC-R	86,172	—
5 Sat	* at (*16) Texas Tech	L	17 56	5-4, 3-3	FSN	55,755	—
12 Sat	* at Oklahoma	L	30 36	5-5, 3-4	ABC-R	84,943	—
25 Fri	* (*2) TEXAS	L	29 40	5-6, 3-5	ABC	86,617	—

* Big 12 game.

► 2006 9-4, 5-3 Coach Dennis Franchione

DATE	OPPONENT	W / L	SCORES	RECORD	TV	ATTEN.	RK
SEPT. 2 Sat	THE CITADEL	W	35 3	1-0	—	70,104	—
9 Sat	LOUISIANA-LAFAYETTE	W	51 7	2-0	—	67,079	—
16 Sat	vs Army	W	28 24	3-0	ESPN2	64,583	—
23 Sat	LOUISIANA TECH	W	45 14	4-0	—	68,563	—
30 Sat	* TEXAS TECH	L	27 31	4-1, 0-1	ABC-R	85,979	—
7 Sat	* at Kansas	W	21 18	5-1, 1-1	FSN	46,445	—
14 Sat	* (*19) MISSOURI	W	25 19	6-1, 2-1	ABC-R	71,136	—
21 Sat	* at Oklahoma State (OT)	W	34 33	7-1, 3-1	—	43,006	25
28 Sat	* at Baylor	W	31 21	8-1, 4-1	—	51,385	22
NOV. 4 Sat	* (*18) OKLAHOMA	L	16 17	8-2, 4-2	ABC-SN	85,697	21
11 Sat	* NEBRASKA	L	27 28	8-3, 4-3	ABC-R	83,336	24
24 Fri	* at (*11) Texas	W	12 7	9-3, 5-3	ABC	89,102	—
DEC. 28 Thu	† vs (*20) California	L	10 45	9-4	ESPN	62,395	21

* Big 12 game. \$ AT&T Corps Classic, San Antonio. † Pacific Life Holiday Bowl, San Diego, Calif.

► 2007 7-6, 4-4 Coach Dennis Franchione

DATE	OPPONENT	W / L	SCORES	RECORD	TV	ATTEN.	RK
SEPT. 1 Sat	MONTANA STATE	W	38 7	1-0	—	79,438	25
8 Sat	FRESNO STATE (3OT)	W	47 45	2-0	FSN	75,922	23
15 Sat	LOUISIANA-MONROE	W	54 14	3-0	—	77,309	25
20 Thu	at Miami	L	17 34	3-1	ESPN	44,622	20
29 Sat	* BAYLOR	W	34 10	4-1, 1-0	Versus	82,970	—
OCT. 6 Sat	* OKLAHOMA STATE	W	24 23	5-1, 2-0	FSN	86,217	—
13 Sat	* at Texas Tech	L	7 35	5-2, 2-1	ABC-R	55,491	—
20 Sat	* at Nebraska	W	36 14	6-2, 3-1	—	84,473	—
27 Sat	* (*12) KANSAS	L	11 19	6-3, 3-2	ESPN2	85,341	—
NOV. 3 Sat	* at (*5) Oklahoma	L	14 42	6-4, 3-3	ABC-SN	85,044	—
10 Sat	* at (*7) Missouri	L	26 40	6-5, 3-4	FSN	64,945	—
23 Fri	* (*12) TEXAS	W	38 30	7-5, 4-4	ABC-N	88,253	—
DEC. 29 Sat	† vs Penn State	L	17 24	7-6	ESPN	66,166	—

* Big 12 game. † Valero Alamo Bowl, San Antonio.

► 2008 4-8, 2-6 Coach Mike Sherman

DATE	OPPONENT	W / L	SCORES	RECORD	TV	ATTEN.	RK
AUG. 30 Sat	ARKANSAS STATE	L	14 18	0-1	—	78,691	—
SEPT. 6 Sat	at New Mexico	W	28 22	1-1	Versus	28,007	—
20 Sat	MIAMI	L	23 41	1-2	ABC-R	84,165	—
27 Sat	ARMY	W	21 17	2-2	Versus	84,090	—
OCT. 4 Sat	* at (*21) Oklahoma State	L	28 56	2-3, 0-1	—	51,147	—
11 Sat	* KANSAS STATE	L	30 44	2-4, 0-2	—	78,669	—
18 Sat	* (*7) TEXAS TECH	L	25 43	2-5, 0-3	FSN	86,012	—

25 Sat	* at Iowa State	W	49 35	3-5, 1-3	FCS	45,495	—
NOV. 1 Sat	* COLORADO	W	24 17	4-5, 2-3	—	78,121	—
8 Sat	* (*6) OKLAHOMA	L	28 66	4-6, 2-4	ABC-R	85,603	—
15 Sat	* at Baylor	L	21 41	4-7, 2-5	—	43,549	—
27 Thu	* at (*4) Texas	L	9 49	4-8, 2-6	ESPN	98,621	—

* Big 12 game.

► 2009 6-7, 3-5 Coach Mike Sherman

DATE	OPPONENT	W / L	SCORES	RECORD	TV	ATTEN.	RK
SEPT. 5 Sat	NEW MEXICO	W	41 6	1-0	—	73,887	—
19 Sat	UTAH STATE	W	38 30	2-0	—	73,599	—
26 Sat	UAB	W	56 19	3-0	—	74,656	—
OCT. 3 Sat	† vs Arkansas	L	19 47	3-1	ESPN2	71,872	—
10 Sat	* (*15) OKLAHOMA STATE	L	31 36	3-2, 0-1	FSN	76,153	—
17 Sat	* at Kansas State	L	14 62	3-3, 0-2	—	44,934	—
24 Sat	* at (*21) Texas Tech	W	52 30	4-3, 1-2	—	57,733	—
31 Sat	* IOWA STATE	W	35 10	5-3, 2-2	—	72,530	—
NOV. 7 Sat	* at Colorado	L	34 35	5-4, 2-3	FCS	47,227	—
14 Sat	* at Oklahoma	L	10 65	5-5, 2-4	FSN	85,013	—
21 Sat	* BAYLOR	W	38 3	6-5, 3-4	—	82,106	—
26 Thu	* (*3) TEXAS	L	39 49	6-6, 3-5	ESPN	84,671	—
DEC. 28 Mon	! vs Georgia	L	20 44	6-7	ESPN2	49,653	—

* Big 12 game. † Southwest Classic, Cowboys Stadium, Arlington. ! AdvoCare V100 Independence Bowl, Shreveport.

► 2010 9-4, 6-2 Coach Mike Sherman

DATE	OPPONENT	W / L	SCORES	RECORD	TV	ATTEN.	RK
SEPT. 4 Sat	STEPHEN F. AUSTIN	W	48 7	1-0	—	81,287	—
11 Sat	LOUISIANA TECH	W	48 16	2-0	—	77,579	—
18 Sat	FIU	W	27 20	3-0	—	79,069	—
30 Thu	* at Oklahoma State	L	35 38	3-1, 0-1	ESPN	48,284	—
OCT. 9 Sat	† vs Arkansas	L	17 24	3-2	ABC	65,622	—
16 Sat	* (*21) MISSOURI	L	9 30	3-3, 0-2	FSN	83,453	—
23 Sat	* at Kansas	W	45 10	4-3, 1-2	FSN	44,239	—
30 Sat	* TEXAS TECH	W	42 27	5-3, 2-2	—	84,479	—
NOV. 6 Sat	* (*11) OKLAHOMA	W	33 19	6-3, 3-2	FSN	81,392	—
13 Sat	* at Baylor	W	42 30	7-3, 4-2	FSN	45,089	23
20 Sat	* (*9) NEBRASKA	W	9 6	8-3, 5-2	ABC	90,079	18
25 Thu	* at Texas	W	24 17	9-3, 6-2	ESPN	100,752	17
JAN. 7 Sat	! vs (*11) LSU	L	41 24	9-4	FOX	83,514	17

* Big 12 game. † Southwest Classic, Cowboys Stadium, Arlington.

! AT&T Cotton Bowl Classic, Arlington. 2011 (7-6, 4-5)

► 2011 7-6, 4-5 Coach Mike Sherman

DATE	OPPONENT	W / L	SCORES	RECORD	TV	ATTEN.	RK
SEPT. 4 Sun	SMU	W	46 14	1-0	FSN	86,951	8
17 Sat	Idaho	W	37 7	2-0	FSN-PPV	86,623	9
24 Sat	(*7) Oklahoma State	L	29 30	2-1, 0-1	ABC-R	87,358	8
OCT. 1 Sat	† vs (*18) Arkansas	L	38 42	2-2	ESPN	69,838	14
8 Sat	* at Texas Tech	W	45 20	3-2, 1-1	FX	58,416	24
15 Sat	* (*20) Baylor	W	55 28	4-2, 2-1	FX	87,361	19
22 Sat	* at Iowa State	W	33 17	5-2, 3-1	ABC-R	51,131	17
29 Sat	* Missouri (OT)	L	31 38	5-3, 3-2	FX	86,934	16
NOV. 5 Sat	* at (*6) Oklahoma	L	25 41	5-4, 3-3	ABC-R	85,709	—
12 Sat	* at (*14) Kansas State (4OT)	L	50 53	5-5, 3-4	ABC-R	46,204	—
19 Sat	* Kansas	W	61 7	6-5, 4-4	FSN	86,411	—
24 Thu	* (*25) TEXAS	L	25 27	6-6, 4-5	ESPN	88,645	—
DEC. 31 Sat	! vs Northwestern	W	33 22	7-6	ESPN	68,395	—

* Big 12 game † Southwest Classic, Cowboys Stadium, Arlington

! Meineke Car Care Bowl of Texas, Reliant Stadium, Houston

ALL-TIME vs. OPPONENTS

Overall (117 seasons): 681-450-48

2012 opponents highlighted

OPPONENT	W	L	T
Alabama	1	3	0
Arizona	1	0	0
Arkansas	24	41	3
Arkansas A&M	1	0	0
Arkansas State	3	1	0
Army	3	1	0
Auburn	2	0	0
Austin College	12	0	0
Baylor	68	31	9
Boston College	1	3	0
Brigham Young	1	2	0
Bryan Air Field	2	0	0
California	1	2	0
Camp Mabry	1	0	0
Camp Travis	1	0	0
C.C. Travis Remount	1	0	0
Centenary	3	6	0
Centre College	1	0	0
Cincinnati	0	1	0
The Citadel	1	0	0
Clemson	3	1	0
Colorado	3	6	0
Corpus Christi NAS	0	1	0
Dallas University	3	0	0
Daniel Baker	3	0	0
Deaf Institute	1	0	0
Ellington Field	1	0	0
Florida	1	1	0
Florida State	0	4	0
Fordham	1	0	0
Fort Worth Univ.	2	0	0
Fresno State	1	0	0
Galveston High	1	0	1
Georgia	3	2	0
Georgia Tech	1	1	0
Hardin-Simmons	1	0	0
Haskell Institute	5	3	0
Hawai'i	1	0	0
Henry College	1	0	0
Houston High	3	2	0
Houston	19	12	3
Houston YMCA	1	0	0
Howard Payne	3	1	0

OPPONENT	W	L	T
Idaho	1	0	0
Illinois	2	0	0
Iowa	1	0	0
Iowa State	10	1	0
Kansas City Medics	0	0	1
Kansas	9	2	0
Kansas State	8	7	0
Kentucky	1	1	0
Louisiana-Lafayette	5	1	0
Louisiana-Monroe	2	0	0
LSU	20	27	3
Louisiana Tech	10	0	0
Louisville	3	0	0
Manhattan	2	0	0
Marshall	1	0	0
Maryland	2	0	0
McNeese State	1	0	0
Memphis	2	0	0
Miami, Fla.	1	2	0
Michigan	1	2	0
Michigan State	1	2	0
Middle Tennessee State	1	0	0
Ole Miss	4	0	0
Mississippi State	2	3	0
Missouri	7	5	0
Missouri Mines	2	0	0
Montana State	1	0	0
Nebraska	4	10	0
Nevada	1	0	0
New Mexico	3	0	0
New York Univ.	1	0	0
North Texas	7	0	0
North Texas AC	1	0	1
Northwestern	1	0	0
Notre Dame	2	3	0
Ohio State	0	4	0
Oklahoma	11	19	0
Oklahoma State	17	10	0
Ouachita	1	0	0
Penn State	1	3	0
Phillips of Enid	1	0	0
Pittsburgh	1	2	0
Polytechnic	1	0	0

OPPONENT	W	L	T
Purdue	0	1	0
Ream Field	1	0	0
Rice	50	27	2
St. Edwards	1	0	0
Sam Houston State	10	0	0
San Francisco	2	0	0
Santa Clara	1	1	0
Sewanee	5	2	1
SMU	42	29	7
South Carolina State (2012 is first meeting)			
Southern California	0	3	0
Southern Mississippi	7	0	0
Southwestern	18	0	0
Stanford	1	0	0
Stephen F. Austin	3	0	0
Tarleton State	2	0	0
Temple	0	2	0
Tennessee	0	2	0
Texas A&I	5	0	1
TCU	56	29	7
Texas	37	76	5
Texas State	2	0	0
Texas Tech	37	32	1
Transylvania	1	1	0
Trinity Univ.	18	1	2
Tulane	10	5	0
Tulsa	6	2	0
UAB	1	0	0
UCLA	2	2	0
UT Arlington	1	0	0
Utah	2	1	0
Utah State	1	0	0
UTEP	2	0	0
Villanova	2	2	0
Virginia Tech	2	2	0
VMI	1	0	0
Washington	2	1	1
Washington State	2	0	0
Waxahachie AC	1	0	0
Wichita State	4	0	0
Wyoming	3	0	0
TOTALS	681	450	48

HISTORY

AGGIE FOOTBALL BY DECADE

DECADE	OVERALL RECORD	PCT.	CONF. RECORD	PCT.	BOWLS	PCT.
1890s	12 - 7 - 1	.625	n/a	—	—	—
1900s	50 - 20 - 6	.697	n/a	—	—	—
1910s	67 - 14 - 3	.816	10 - 3 - 0	.769	—	—
1920s	59 - 23 - 9	.698	24 - 18 - 7	.561	1-0	1.000
1930s	52 - 40 - 9	.559	21 - 29 - 8	.431	—	—
1940s	50 - 47 - 5	.515	25 - 29 - 4	.466	2-2	.500
1950s	51 - 45 - 6	.529	16 - 34 - 4	.333	1-1	.500
1960s	31 - 64 - 6	.337	23 - 43 - 4	.357	1-0	1.000
1970s	65 - 49 - 0	.570	40 - 34 - 0	.541	2-2	.500
1980s	71 - 44 - 1	.616	49 - 28 - 1	.635	3-2	.600
1990s	94 - 28 - 2	.766	60 - 14 - 2	.810	2-6	.250
2000s	63 - 59 - 0	.516	38 - 45 - 0	.458	1-5	.167
2010s	16 - 10 - 0	.615	10 - 7 - 0	.588	1-1	.500
TOTAL	681-450-48	.598	314-255-30	.549	14-19	.424

SERIES HISTORY vs. OPPONENTS

numbers following dates indicate A&M/opponent ranking (AP) at time of game.

ALABAMA

Alabama leads, 3-1

1/ 1/1942	9/20	N	Dallas (Cotton Bowl)	L	21	29
1/ 1/1968	—/ 8	N	Dallas (Cotton Bowl)	W	20	16
9/14/1985	—/20	A	Birmingham	L	10	23
12/ 1/1988	—/20	H	College Station	L	10	30
						61 98

ARIZONA

A&M leads, 1-0

10/21/1921		H	College Station	W	17	13
------------	--	---	-----------------	---	----	----

ARKANSAS

Arkansas leads, 41-24-3

1903		H	College Station	W	6	0
1910		A	Fayetteville	L	0	5
1912		N	Dallas	W	27	0
10/15/1927		H	College Station	W	40	6
10/27/1928		A	Fayetteville	L	12	27
10/26/1929		H	College Station	L	13	14
10/25/1930		A	Little Rock	L	0	13
11/ 3/1934		H	College Station	T	7	7
11/ 2/1935		A	Little Rock	L	7	14
10/31/1936		H	College Station	L	0	18
10/30/1937	—/20	A	Fayetteville	L	13	26
10/29/1938		H	College Station	W	13	7
11/ 4/1939	5/—	A	Fayetteville	W	27	0
11/ 2/1940	5/—	H	College Station	W	17	0
11/ 1/1941	5/—	A	Little Rock	W	7	0
10/31/1942		H	College Station	W	41	0
10/30/1943	19/—	A	Fayetteville	W	13	0
11/ 4/1944		H	College Station	L	6	7
11/ 3/1945		A	Fayetteville	W	34	0
11/ 2/1946		H	College Station	L	0	7
11/ 1/1947		A	Fayetteville	T	21	21
10/30/1948		H	College Station	L	6	28
10/29/1949		A	Fayetteville	L	6	27
11/ 4/1950		H	College Station	W	42	13
11/ 3/1951	18/—	A	Fayetteville	L	21	33
11/ 1/1952		H	College Station	W	31	12
10/31/1953		A	Little Rock	L	14	41
10/30/1954		H	College Station	L	7	14
10/29/1955	11/—	A	Fayetteville	T	7	7
11/ 3/1956	5/—	H	College Station	W	27	0
11/ 2/1957	1/11	A	Fayetteville	W	7	6
11/ 1/1958		H	College Station	L	8	21
10/31/1959	—/17	A	Fayetteville	L	7	12
10/29/1960	—/12	H	College Station	L	3	7
11/ 4/1961		A	Fayetteville	L	8	15
11/ 3/1962	—/ 8	H	College Station	L	7	17
11/ 2/1963		A	Little Rock	L	7	21
10/31/1964	—/ 4	H	College Station	L	0	17
10/30/1965	—/ 2	A	Little Rock	L	0	31
10/29/1966	—/ 9	H	College Station	L	0	34
11/ 4/1967		H	College Station	W	33	21
11/ 2/1968	—/17	H	College Station	L	22	25
11/ 1/1969	—/ 4	A	Fayetteville	L	13	35
10/31/1970	—/ 8	H	College Station	L	6	45
10/30/1971	—/ 8	A	Little Rock	W	17	9
11/ 4/1972	—/20	H	College Station	W	10	7
11/ 3/1973		A	Fayetteville	L	10	14
11/ 2/1974	8/—	H	College Station	W	20	10
12/ 6/1975	2/18	A	Little Rock	L	6	31
11/13/1976	17/14	A	Little Rock	W	31	10
11/12/1977	11/ 8	H	College Station	L	20	26
11/18/1978	—/13	A	Little Rock	L	7	26
11/17/1979	—/ 9	H	College Station	L	10	22
11/15/1980		A	Fayetteville	L	24	27
11/14/1981	—/16	H	College Station	L	7	10
11/13/1982	—/10	A	Little Rock	L	0	35
11/12/1983		H	College Station	W	36	23

11/17/1984		A	Fayetteville	L	0	28
11/16/1985	—/ 9	H	College Station	W	10	6
11/15/1986	7/17	A	Little Rock	L	10	14
11/14/1987	19/20	H	College Station	W	14	0
11/12/1988	—/11	A	Fayetteville	L	20	25
11/24/1989	14/10	H	College Station	L	22	23
11/17/1990		A	Fayetteville	W	20	16
11/16/1991	13/—	H	College Station	W	13	3
10/ 3/2009		N	Arlington (Cowboys Stadium)	L	19	47
10/ 9/2010	—/11	N	Arlington (Cowboys Stadium)	L	17	24
10/1/2011	14/18	N	Arlington Stadium	L	38	42
						967 1132

ARKANSAS A&M

(now called Arkansas-Monticello) A&M leads, 1-0

10/17/1924		H	College Station	W	40	0
------------	--	---	-----------------	---	----	---

ARKANSAS STATE

A&M leads, 3-1

9/17/1983		H	College Station	W	38	0
9/29/1984		H	College Station	W	22	21
8/30/2003		H	College Station	W	26	11
8/30/2008		H	College Station	L	14	18
						100 50

ARMY

A&M leads, 3-1

10/ 4/1969		A	West Point	W	20	13
9/30/1972		H	College Station	L	14	24
9/16/2006		N	San Antonio (Alamodome)	W	28	24
9/27/2008		H	College Station	W	21	17
						83 78

AUBURN

A&M leads, 2-0

1911		H	College Station	W	16	0
1/ 1/1986	11/16	N	Dallas (Cotton Bowl)	W	36	16
						52 16

AUSTIN COLLEGE

A&M leads, 12-0

1896		H	College Station	W	22	4
1897		H	College Station	W	4	0
1898		H	College Station	W	22	6
1905		H	College Station	W	18	11
1909		H	College Station	W	17	0
1910		H	College Station	W	27	5
1911		H	College Station	W	33	0
1912		H	College Station	W	57	0
1913		H	College Station	W	6	0
1914		H	College Station	W	32	0
1915		H	College Station	W	40	0
10/ 5/1917		H	College Station	W	66	0
						344 26

BAYLOR

A&M leads, 68-31-9

1899		H	College Station	W	33	0
1901		H	College Station	W	6	0
1901		H	College Station	L	6	17
1901		H	College Station	L	0	46
1902		H	College Station	W	11	6
1902		H	College Station	W	22	0
1903		H	College Station	T	0	0
1903		H	College Station	W	18	0

1903		H	College Station	W	5	0
1904		H	College Station	W	5	0
1904		H	College Station	W	10	0
1905		H	College Station	W	42	0
1905		H	College Station	W	17	5
1908		H	College Station	L	5	6
1909		H	College Station	W	9	6
1911		H	College Station	W	22	11
1912		H	College Station	W	53	0
1913		H	College Station	T	14	14
11/11/1916		A	Waco	W	3	0
11/10/1917		A	Waco	W	7	0
11/ 9/1918		A	Waco	W	19	0
11/ 8/1919		A	Waco	W	10	0
11/ 6/1920		A	Waco	W	24	0
11/ 5/1921		A	Waco	W	14	3
11/ 4/1922		A	Waco	L	7	13
11/ 3/1923		A	Waco	T	0	0
11/ 1/1924		A	Waco	L	7	15
10/31/1925		A	Waco	W	13	0
10/30/1926		A	Waco	L	9	20
10/24/1931		H	College Station	W	33	7
10/22/1932		A	Waco	T	0	0
10/28/1933		H	College Station	W	14	7
10/27/1934		A	Waco	W	10	7
10/26/1935		H	College Station	L	6	14
10/24/1936	14/—	A	Waco	T	0	0
10/23/1937	13/18	H	College Station	L	0	13
10/22/1938	17/—	A	Waco	T	6	6
10/28/1939	5/—	H	College Station	W	20	0
10/26/1940	4/—	A	Waco	W	14	7
10/25/1941	9/—	H	College Station	W	48	0
10/24/1942		A	Waco	L	0	6
10/27/1945		H	College Station	W	19	13
10/26/1946		A	Waco	W	17	0
10/25/1947		H	College Station	W	24	0
10/23/1948		A	Waco	L	14	20
10/22/1949	—/11	H	College Station	L	0	21
10/28/1950	13/—	A	Waco	L	20	27
10/27/1951	16/ 7	H	College Station	T	21	21
10/25/1952		A	Waco	L	20	21
10/24/1953	15/ 6	H	College Station	L	13	14
10/23/1954		A	Waco	L	7	20
10/22/1955	12/16	H	College Station	W	19	7
10/27/1956	7/ 8	A	Waco	W	19	13
10/26/1957	2/—	H	College Station	W	14	0
10/25/1958		A	Waco	W	33	27
10/24/1959		H	College Station	L	0	13
10/22/1960	—/ 7	A	Waco	L	0	14
10/28/1961		H	College Station	W	23	0
10/27/1962		A	Waco	W	6	3
10/26/1963		H	College Station	L	7	34
10/24/1964		A	Waco	L	16	20
10/23/1965		H	College Station	L	0	31
10/22/1966		A	Waco	W	17	13
10/28/1967		H	College Station	W	21	3
10/26/1968		A	Waco	L	9	10
10/25/1969		H	College Station	W	24	0
10/24/1970		A	Waco	L	24	29
10/23/1971		H	College Station	W	10	9
10/28/1972		A	Waco	L	13	15
10/27/1973		H	College Station	W	28	22
10/26/1974	8/—	A	Waco	W	20	0
10/25/1975	5/—	H	College Station	W	19	10
10/16/1976		H	College Station	W	24	0
10/15/1977	13/—	A	Waco	W	38	31
10/21/1978	12/—	H	College Station	L	6	24
9/15/1979		A	Waco	L	7	17
10/18/1980	—/13	H	College Station	L	7	46
10/17/1981		A	Waco	L	17	19
10/16/1982		H	College Station	W	28	23
10/15/1983		A	Waco	T	13	13
10/20/1984		H	College Station	L	16	20

10/19/1985	—/14	A	Waco	L	15	20
10/18/1986	11/20	H	College Station	W	31	30
10/17/1987		A	Waco	W	34	10
10/15/1988		H	College Station	W	28	14
10/21/1989	23/—	A	Waco	W	14	11
10/20/1990	25/—	H	College Station	T	20	20
10/19/1991	19/16	A	Waco	W	34	12
10/24/1992	5/—	H	College Station	W	19	13
10/16/1993	13/—	A	Waco	W	34	17
10/15/1994	7/—	H	College Station	W	41	21
10/21/1995	22/—	A	Waco	W	24	9
11/ 9/1996		A	Waco	W	24	7
11/ 8/1997	21/—	H	College Station	W	38	10
10/17/1998	10/—	A	Waco	W	35	14
10/ 9/1999	13/—	H	College Station	W	45	13
10/14/2000		A	Waco	W	24	0
10/ 6/2001	24/—	H	College Station	W	16	10
10/12/2002		A	Waco	W	41	0
10/11/2003		H	College Station	W	73	10
10/30/2004	17/—	A	Waco (OT)	L	34	35
10/ 1/2005		H	College Station (OT)	W	16	13
10/28/2006	22/—	A	Waco	W	31	21
9/29/2007		H	College Station	W	34	10
11/15/2008		A	Waco	L	21	41
11/21/2009		H	College Station	W	38	3
11/13/2010		A	Waco	W	42	30
10/15/2011	19/—	H	College Station	W	55	26

2036 1272

BOSTON COLLEGE

BC leads, 3-1

9/29/1973		H	College Station	L	24	32
9/23/1978	9/—	A	Chestnut Hill	W	37	2
9/19/1981		A	Chestnut Hill	L	12	13
9/ 4/1982		H	College Station	L	16	38

89 85

BRYAN AFB

A&M leads, 2-0

9/25/1943		H	College Station	W	48	6
9/23/1944		H	College Station	W	39	0

87 6

BYU

BYU leads, 2-1

9/ 8/1979	14/—	N	Houston (Rice Stadium)	L	17	18
12/29/1990	—/13	N	San Diego (Holiday Bowl)	W	65	14
8/24/1996	12/—	A	Provo (Pigskin Classic)	L	37	41

119 73

CALIFORNIA

Cal leads, 2-1

9/ 5/1981		A	Berkeley	W	29	28
9/ 3/1983		A	College Station	L	17	19
12/28/2006	21/20	N	San Diego (Holiday Bowl)	L	10	45

56 92

CAMP MABRY

A&M leads, 1-0

11/23/1918		H	College Station	W	19	6
------------	--	---	-----------------	---	----	---

CAMP TRAVIS

A&M leads, 1-0

11/ 2/1918		H	College Station	W	12	0
------------	--	---	-----------------	---	----	---

CAMP TRAVIS REMOUNT

A&M leads, 1-0

12/ 7/1918		H	College Station	W	60	0
------------	--	---	-----------------	---	----	---

CENTENARY

Centenary leads, 6-3

10/13/1928		H	College Station	L	0	6
11/ 1/1930		H	College Station	W	7	6
10/31/1931		A	Shreveport	W	7	0
10/29/1932		A	Shreveport	L	0	7
11/ 4/1933		A	Shreveport	L	0	20
10/13/1934		N	Beaumont	L	0	13
10/12/1935		A	Shreveport	L	6	7
11/21/1936	14/—	A	Shreveport	L	0	3
9/30/1939		H	College Station	W	14	0

34 62

CENTRE COLLEGE

A&M leads, 1-0

1/ 1/1922		N	Dallas (Dixie Classic)	W	22	14
-----------	--	---	------------------------	---	----	----

CINCINNATI

A&M leads, 1-0

10/ 2/1971		H	College Station	L	0	17
------------	--	---	-----------------	---	---	----

THE CITADEL

A&M leads, 1-0

9/ 2/2006		H	College Station	W	35	3
-----------	--	---	-----------------	---	----	---

CLEMSON

A&M leads, 3-1

10/ 6/1973		A	Clemson	W	30	15
9/14/1974		H	College Station	W	24	0
9/18/2004		H	College Station	W	27	6
9/ 3/2005	17/—	A	Clemson	L	24	25

105 46

COLORADO

CU leads, 6-3

9/23/1995	3/ 7	A	Boulder	L	21	29
9/28/1996	—/12	H	College Station	L	10	24
10/ 4/1997	17/16	A	Boulder	W	16	10
10/ 7/2000		H	College Station	L	19	26
10/13/2001	25/20	A	Boulder	L	21	31
10/23/2004	17/—	H	College Station (OT)	W	29	26
10/ 8/2005		A	Boulder	L	20	41
11/ 1/2008		H	College Station	W	24	17
11/ 7/2009		A	Boulder	L	34	35

194 239

CORPUS CHRISTI NAS

CC NAS leads, 1-0

10/10/1942		A	Corpus Christi	L	7	18
------------	--	---	----------------	---	---	----

DALLAS UNIV

A&M leads, 3-0

1911		H	College Station	W	24	0
11/23/1916		H	College Station	W	20	6
10/12/1917		H	College Station	W	98	0

142 6

DANIEL BAKER

A&M leads, 3-0

1906		H	College Station	W	34	0
1912		H	College Station	W	50	0
10/ 1/1920		H	College Station	W	110	0

194 0

DEAF INSTITUTE

A&M leads, 1-0

1904		H	College Station	W	49	0
------	--	---	-----------------	---	----	---

ELLINGTON FIELD

A&M leads, 1-0

9/24/1945		H	College Station	W	54	0
-----------	--	---	-----------------	---	----	---

FLORIDA

series tied, 1-1

10/13/1962		A	Gainesville	L	6	42
1/ 2/1977	10/—	N	El Paso (Sun Bowl)	W	37	14

43 56

FLORIDA STATE

FSU leads, 4-0

10/ 7/1967	—/—	H	College Station	L	18	19
10/ 5/1968	17/—	A	Tallahassee	L	14	20
1/ 1/1992	9/ 5	N	Dallas (Cotton Bowl)	L	2	10
8/31/1998	14/ 2	N	East Rutherford, NJ (Kickoff Classic)	L	14	23

48 72

FORDHAM

A&M leads, 1-0

1/ 1/1941	6/12	N	Dallas (Cotton Bowl)	W	13	12
-----------	------	---	----------------------	---	----	----

FT. WORTH UNIV.

A&M leads, 2-0

1898		H	College Station	W	28	0
1907		H	College Station	W	34	0

62 0

FRESNO STATE

A&M leads, 1-0

9/ 8/2007	23/—	H	College Station (3OT)	W	47	45
-----------	------	---	-----------------------	---	----	----

GALVESTON BALL HS

A&M leads, 1-0-1

1894		H	College Station	W	14	6
1896		H	College Station	T	0	0

14 6

GEORGIA

A&M leads, 3-2

12/ 8/1950		N	College Park, MD (Presidential Cup)	W	40	20
10/ 3/1953	—/18	N	Dallas	W	14	12
10/ 2/1954		A	Athens	W	6	0
9/13/1980	—/12	A	Athens	L	0	42
12/28/2009		N	Shreveport, LA (Independence Bowl)	L	20	44

80 118

GEORGIA TECH

series tied, 1-1

9/25/1965		A	Atlanta	W	14	10
9/17/1966		A	Atlanta	L	3	38

17 48

HARDIN-SIMMONS

A&M leads, 1-0

10/ 3/1936		A	Abilene	W	3	0
------------	--	---	---------	---	---	---

HASKELL INSTITUTE

A&M leads, 5-3

1906		H	College Station	W	32	6
1907		H	College Station	W	5	0
1908		H	College Station	L	0	23
1909		H	College Station	W	15	0
1913		H	College Station	L	0	28
1914		N	Fort Worth	L	0	10
1915		N	Dallas	W	21	7

10/28/1916	N	Dallas	W	13	6
				86	80

HAWAII

A&M leads, 1-0

9/ 1/1990	13/-	A	Honolulu	W	28	13
-----------	------	---	----------	---	----	----

HENRY COLLEGE

A&M leads, 1-0

1900	H	College Station	W	44	0
------	---	-----------------	---	----	---

HOUSTON HS

A&M leads, 3-2

1896	H	College Station	W	28	0
1897	H	College Station	L	0	10
1898	H	College Station	W	51	0
1898	H	College Station	L	0	6
1899	H	College Station	W	43	0
				122	16

HOUSTON

A&M leads, 19-12-3

9/20/1952	A	Houston	W	21	13	
9/26/1953	H	College Station	T	14	14	
10/ 9/1954	A	Houston	L	7	10	
10/ 1/1955	H	College Station	W	21	3	
10/13/1956	9/-	A	Houston	T	14	14
10/12/1957	3/-	H	College Station	W	28	6
9/27/1958	A	Houston	L	7	39	
10/10/1959	H	College Station	W	28	6	
10/ 8/1960	A	Houston	L	0	17	
9/23/1961	H	College Station	T	7	7	
9/24/1962	A	Houston	L	3	6	
10/12/1963	H	College Station	W	23	13	
9/25/1964	A	Houston	L	0	10	
10/ 9/1965	H	College Station	W	10	7	
9/25/1976	9/-	A	Houston	L	10	21
12/ 3/1977	17/-	H	College Station	W	27	7
10/14/1978	6/17	A	Houston	L	0	33
10/13/1979	-/ 7	H	College Station	L	14	17
10/11/1980	A	Houston	L	13	17	
10/10/1981	H	College Station	W	7	6	
10/ 9/1982	A	Houston	L	20	24	
10/ 8/1983	H	College Station	W	30	7	
10/13/1984	A	Houston	L	7	9	
10/12/1985	H	College Station	W	43	16	
10/11/1986	14/-	A	Houston	W	19	7
10/10/1987	H	College Station	W	22	17	
10/ 8/1988	A	Houston	W	30	16	
10/14/1989	-/ 8	H	College Station	W	17	13
10/13/1990	20/12	A	Houston	L	31	36
10/26/1991	13/-	H	College Station	W	27	18
11/12/1992	4/-	A	Houston	W	38	30
10/ 9/1993	14/-	H	College Station	W	34	10
10/ 8/1994	10/-	A	Houston	W	38	7
10/28/1995	19/-	H	College Station	W	31	7
				641	490	

HOUSTON YMCA

A&M leads, 1-0

1905	H	College Station	W	29	0
------	---	-----------------	---	----	---

HOWARD PAYNE

A&M leads, 3-1

10/18/1919	H	College Station	W	12	0
9/30/1921	H	College Station	W	14	7
9/29/1922	H	College Station	L	7	13
9/28/1923	H	College Station	W	21	0
				54	20

IDAHO

A&M leads, 1-0

9/17/2011	9/-	H	College Station	W	37	7
				37	7	

ILLINOIS

A&M leads, 2-0

9/27/1975	8/-	H	College Station	W	43	13
10/ 2/1976	A	Champaign	W	14	7	
				57	20	

IOWA

A&M leads, 1-0

10/10/1931	N	Dallas	W	29	0
------------	---	--------	---	----	---

IOWA STATE

A&M leads, 10-1

12/20/1978	-/19	A	Birmingham, AL	W	28	12
<i>(Hall of Fame Bowl)</i>						
9/22/1984	H	College Station	W	38	17	
10/12/1996	A	Ames	W	24	21	
10/11/1997	13/-	H	College Station	W	56	17
10/21/2000	A	Ames	W	30	7	
10/27/2001	H	College Station	W	24	21	
10/ 9/2004	A	Ames	W	34	3	
10/29/2005	H	College Station	L	14	42	
10/25/2008	A	Ames	W	45	35	
10/31/2009	H	College Station	W	35	10	
10/22/2011	17/-	A	Ames	W	33	17
				361	202	

KANSAS

A&M leads, 9-2

10/ 5/1974	5/-	A	Lawrence	L	10	28
9/10/1977	9/-	H	College Station	W	28	14
9/ 9/1978	16/-	A	Lawrence	W	37	10
10/ 3/1998	18/-	A	Lawrence	W	24	21
10/16/1999	11/-	H	College Station	W	34	17
10/19/2002	A	Lawrence	W	47	22	
11/ 1/2003	H	College Station	W	45	33	
10/ 7/2006	A	Lawrence	W	21	18	
10/27/2007	-/12	H	College Station	L	11	19
10/23/2010	A	Lawrence	W	42	10	
11/19/2011	H	College Station	W	61	7	
				360	166	

KANSAS CITY MEDICS

series tied, 0-0-1

1900	H	College Station	T	6	6
------	---	-----------------	---	---	---

KANSAS STATE

A&M leads, 8-7

1912	H	College Station	L	10	13	
1913	H	College Station	L	0	12	
10/12/1929	N	Dallas	W	19	0	
10/ 4/1975	6/-	A	Manhattan	W	10	0
9/18/1976	11/-	H	College Station	W	34	14
10/19/1996	-/19	H	College Station	L	20	23
10/18/1997	14/20	A	Manhattan	L	17	36
12/ 5/1998	10/ 2	N	St Louis (2OT)	W	36	33
<i>(Big 12 Championship)</i>						
10/28/2000	-/10	H	College Station	W	26	10
10/20/2001	A	Manhattan	W	31	24	
10/ 2/2004	H	College Station	W	42	30	
10/22/2005	A	Manhattan	W	30	28	
10/11/2008	H	College Station	L	30	44	
10/17/2009	A	Manhattan	L	14	62	
11/12/2011	-/14	A	Manhattan (4OT)	L	50	53
				369	382	

KENTUCKY

series tied, 1-1

10/ 4/1952	H	College Station	L	7	10
9/19/1953	A	Lexington	W	7	6
				14	16

LOUISIANA-LAFAYETTE

A&M leads, 5-1

9/15/1990	12/-	H	College Station	W	63	14
-----------	------	---	-----------------	---	----	----

9/28/1991	H	College Station	W	34	7	
9/14/1996	25/-	A	Lafayette	L	22	29
9/20/1997	H	College Station	W	66	0	
8/31/2002	23/-	H	College Station	W	31	7
9/ 9/2006	H	College Station	W	51	7	
				267	64	

LOUISIANA-MONROE

A&M leads, 2-0

9/21/1985	H	College Station	W	31	17	
9/15/2007	25/-	H	College Station	W	54	14
				85	31	

LSU

LSU leads, 27-20-3

1899	H	College Station	W	52	0	
1906	H	College Station	W	22	12	
1907	H	College Station	W	11	5	
1908	H	College Station	L	0	26	
1913	H	College Station	T	7	7	
1914	N	Dallas	W	63	9	
10/14/1916	N	Dallas	L	0	13	
10/27/1917	N	San Antonio	W	27	0	
10/16/1920	H	College Station	T	0	0	
10/15/1921	A	Baton Rouge	L	0	6	
10/20/1922	A	Baton Rouge	W	46	0	
10/20/1923	A	Baton Rouge	W	28	0	
9/26/1942	A	Baton Rouge	L	7	16	
10/09/1943	A	Baton Rouge	W	28	13	
1/01/1944	N	Miami (Orange Bowl)	L	14	19	
10/14/1944	A	Baton Rouge	W	7	0	
10/13/1945	17/-	H	College Station	L	12	31
10/12/1946	A	Baton Rouge	L	9	33	
10/11/1947	A	Baton Rouge	L	13	19	
10/ 9/1948	A	Baton Rouge	L	13	14	
10/ 8/1949	A	Baton Rouge	L	0	34	
9/24/1955	-/16	N	Dallas	W	28	0
9/29/1956	11/-	A	Baton Rouge	W	9	6
9/17/1960	A	Baton Rouge	L	0	9	
9/30/1961	A	Baton Rouge	L	7	16	
9/17/1962	-/ 5	A	Baton Rouge	L	0	21
9/21/1963	A	Baton Rouge	L	6	14	
9/19/1964	A	Baton Rouge	L	6	9	
9/18/1965	-/ 8	A	Baton Rouge	L	0	10
10/ 8/1966	A	Baton Rouge	T	7	7	
9/30/1967	A	Baton Rouge	L	6	17	
9/21/1968	-/18	A	Baton Rouge	L	12	13
9/20/1969	A	Baton Rouge	L	6	35	
9/19/1970	-/12	A	Baton Rouge	W	20	18
9/18/1971	A	Baton Rouge	L	0	37	
9/23/1972	-/ 9	A	Baton Rouge	L	17	42
9/22/1973	-/11	A	Baton Rouge	L	23	28
9/21/1974	12/ 7	A	Baton Rouge	W	21	14
9/20/1975	11/-	A	Baton Rouge	W	39	8
9/13/1986	7/14	A	Baton Rouge	L	17	35
9/ 2/1987	15/ 6	H	College Station	L	3	17
9/ 3/1988	11/17	A	Baton Rouge	L	0	27
9/ 2/1989	-/ 7	H	College Station	W	28	16
9/29/1990	11/-	A	Baton Rouge	L	8	17
9/14/1991	20/-	H	College Station	W	45	7
9/ 5/1992	7/-	A	Baton Rouge	W	31	22
9/ 4/1993	5/-	H	College Station	W	24	0
9/ 3/1994	15/-	A	Baton Rouge	W	18	13
9/ 2/1995	3/-	H	College Station	W	33	17
1/ 7/2010	17/11	N	Arlington (Cowboys Stadium)	L	41	24
				814	756	

LOUISIANA TECH

A&M leads, 9-0

9/26/1981	H	College Station	W	43	7
9/25/1982	H	College Station	W	38	27
10/31/1987	H	College Station			

9/28/2002	24/—	H	College Station	W	31	3
9/23/2006		H	College Station	W	45	14
					373	108

LOUISVILLE

A&M leads, 3-0

11/ 7/1992	5/—	H	College Station	W	40	18
11/13/1993	11/20	H	College Station	W	42	7
11/12/1994	9/—	A	Louisville	W	26	10
					108	33

MANHATTAN COLLEGE

A&M leads, 2-0

12/ 5/1936		H	College Station	W	13	6
10/ 2/1937		A	New York City	W	14	7
					27	13

MARSHALL

A&M leads, 1-0

1910		H	College Station	W	48	0
------	--	---	-----------------	---	----	---

MARYLAND

A&M leads, 2-0

9/21/1957	2/—	N	Dallas	W	21	13
10/11/1958		A	College Park	W	14	10
					35	23

McNEESE STATE

A&M leads, 1-0

9/ 1/2001		H	College Station	W	38	24
-----------	--	---	-----------------	---	----	----

MEMPHIS

A&M leads, 2-0

9/30/1978	8/—	H	College Station	W	58	0
9/29/1979		A	Memphis	W	17	7
					75	7

MIAMI (FLA.)

Miami leads, 2-1

12/ 8/1944		A	Miami	W	70	14
9/20/2007	20/—	A	Miami	L	17	34
9/20/2008		H	College Station	L	23	41
					110	89

MICHIGAN

Michigan leads, 2-1

10/ 3/1970	—/ 8	A	Ann Arbor	L	10	14
10/ 1/1977	5/ 3	A	Ann Arbor	L	3	41
12/29/1995	19/14	N	San Antonio (Alamo Bowl)	W	22	20
					35	75

MICHIGAN STATE

MSU leads, 2-1

12/ 8/1934		N	San Antonio	L	13	26
10/11/1952	—/ 1	A	East Lansing	L	6	48
9/26/1959	—/19	A	East Lansing	W	9	7
					28	81

MIDDLE TENN. STATE

A&M leads, 1-0

11/16/1995	15/—	H	College Station	W	56	14
------------	------	---	-----------------	---	----	----

OLE MISS

A&M leads, 4-0

1911		H	College Station	W	17	0
1914		N	Dallas	W	14	7
9/13/1975	9/—	H	College Station	W	7	0
9/ 6/1980		A	Jackson (Veterans Mem'l Stadium)	W	23	20
					61	27

MISSISSIPPI STATE

MSU leads, 3-2

1912		H	College Station	W	41	7
1913		H	College Station	L	0	6
1915		H	College Station	L	0	7
10/ 9/1937		H	College Station	W	14	0
12/31/2000		N	Shreveport (OT) (Independence Bowl)	L	41	43
					96	63

MISSOURI

A&M leads, 7-5

9/ 5/1957	5/—	H	College Station	W	28	0
10/ 4/1958		H	College Station	W	12	0
9/19/1992	5/—	A	Columbia	W	26	13
9/18/1993	16/—	H	College Station	W	73	0
11/14/1998	6/13	H	College Station	W	17	14
11/13/1999	23/—	A	Columbia	W	51	14
11/16/2002		H	College Station (2OT)	L	27	33
11/15/2003		A	Columbia	L	22	45
10/14/2006	—/19	H	College Station	W	25	19
11/10/2007	—/ 7	A	Columbia	L	26	40
10/16/2010	—/ 12	H	College Station	L	9	30
10/29/2011	16/—	H	College Station (OT)	L	38	31
					354	239

MISSOURI MINES

A&M leads, 2-0

1915		H	College Station	W	33	3
11/17/1916		H	College Station	W	77	0
					110	3

MONTANA STATE

A&M leads, 1-0

9/ 1/2007		H	College Station	W	38	7
-----------	--	---	-----------------	---	----	---

NEBRASKA

Nebraska leads, 10-4

10/ 4/1930		A	Lincoln	L	0	13
10/ 8/1955		A	Lincoln	W	27	0
9/27/1969		A	Lincoln	L	0	14
9/25/1971	—/ 1	A	Lincoln	L	7	34
9/16/1972	—/ 9	A	Lincoln	L	7	37
8/27/1988	10/ 2	N	Anaheim, CA (Pigskin Classic)	L	14	23
12/ 6/1997	14/ 2	N	San Antonio (Big 12 Championship)	L	15	54
10/10/1998	18/ 2	H	College Station	W	28	21
11/ 6/1999	18/ 9	A	Lincoln	L	0	37
10/26/2002		H	College Station	L	31	38
10/18/2003	—/14	A	Lincoln	L	12	48
11/11/2006	24/—	H	College Station	L	27	28
10/20/2007		A	Lincoln	W	36	14
11/20/2010	18/9	H	College Station	W	9	6
					213	367

NEVADA

A&M leads, 1-0

9/23/1950		N	San Antonio	W	48	18
-----------	--	---	-------------	---	----	----

NEW MEXICO

A&M leads, 3-0

10/16/1926		H	College Station	W	63	0
9/ 6/2008		A	Albuquerque	W	28	22
9/ 5/2009		H	College Station	W	41	6
					132	28

NEW YORK UNIV.

A&M leads, 1-0

11/11/1941		A	New York City	W	49	7
------------	--	---	---------------	---	----	---

NORTH TEXAS

A&M leads, 7-0

11/ 3/1928		H	College Station	W	44	0
9/21/1946		H	College Station	W	47	0
9/20/1986	16/—	H	College Station	W	48	28
9/22/1990	12/—	H	College Station	W	40	8
9/21/1996		H	College Station	W	55	0
9/27/1997	18/—	N	Irving (Texas Stadium)	W	36	10
9/26/1998	17/—	H	College Station	W	28	9
					298	54

NORTH TEXAS AC

A&M leads, 1-0-1

10/23/1943	13/—	A	Arlington	T	0	0
10/28/1944		A	Arlington	W	61	0
					61	0

NORTHWESTERN

A&M leads, 1-0

12/31/2011		N	Houston (Meineke Car Care Bowl of Texas)	W	38	7
------------	--	---	---	---	----	---

NOTRE DAME

ND leads, 3-2

1/ 1/1988	15/13	N	Dallas (Cotton Bowl)	W	35	10
1/ 1/1993	4/ 5	N	Dallas (Cotton Bowl)	L	3	28
1/ 1/1994	7/ 4	N	Dallas (Cotton Bowl)	L	21	24
9/ 2/2000	25/—	A	South Bend	L	10	24
9/29/2001		H	College Station	W	24	3
					93	89

OHIO STATE

OSU leads, 4-0

9/28/1963		A	Columbus	L	0	17
9/26/1970	—/ 1	A	Columbus	L	13	56
1/ 1/1987	8/11	N	Dallas (Cotton Bowl)	L	12	28
1/ 1/1999	8/ 3	N	New Orleans (Sugar Bowl)	L	14	24
					39	125

OKLAHOMA

OU leads, 19-11

1903		H	College Station	L	0	6
1907		H	College Station	W	19	0
1909		H	College Station	W	14	8
1912		H	College Station	W	28	6
10/ 7/1944		A	Norman	L	14	21
10/ 6/1945		H	College Station	W	19	14
10/ 5/1946		A	Norman	L	7	10
10/ 4/1947		A	Norman	L	14	26
10/ 2/1948		A	Norman	L	14	42
10/ 1/1949		A	Norman	L	13	33
10/ 7/1950	—/ 6	A	Norman	L	28	34
10/ 6/1951	4/11	H	College Station	W	14	7
9/11/1993	5/17	A	Norman	L	14	44
9/10/1994	16/15	A	Norman	W	36	14
11/16/1996		H	College Station	W	33	16
11/15/1997	18/—	A	Norman	W	51	7
11/ 7/1998	7/—	H	College Station	W	29	0
10/23/1999	13/—	A	Norman	L	6	51
11/11/2000	23/ 1	H	College Station	L	31	35
11/10/2001	—/ 3	A	Norman	L	10	31
11/ 9/2002	—/ 1	H	College Station	W	30	26
11/ 8/2003	—/ 1	A	Norman	L	0	77
11/ 6/2004	—/ 2	H	College Station	L	35	42
11/12/2005		A	Norman	L	30	36
11/ 4/2006	21/18	H	College Station	L	16	17
11/ 3/2007	—/ 5	A	Norman	L	14	42
11/ 8/2008	—/ 6	H	College Station	L	28	66
11/14/2009		A	Norman	L	10	65
11/ 6/2010	—/ 11	H	College Station	W	33	19
11/ 5/2011	—/ 6	A	Norman	L	25	41
					615	836

OKLAHOMA STATE

A&M leads, 17-10

1913	H	College Station	L	0	3
1914	H	College Station	W	24	0
10/31/1919	H	College Station	W	28	0
10/30/1920	A	Stillwater	W	35	0
10/28/1921	H	College Station	W	23	7
9/23/1939	A	Stillwater	W	32	0
9/27/1952	N	Dallas	W	14	7
9/25/1954	N	Dallas	L	6	14
12/12/1981	N	Shreveport (Independence Bowl)	W	33	16
10/24/1983	H	College Station	L	15	34
9/24/1988	—/18	A Stillwater	L	15	52
11/ 2/1996	—/—	A Stillwater	W	38	19
11/ 1/1997	25/19	H College Station (OT)	W	28	25
10/31/1998	8/—	A Stillwater	W	17	6
10/30/1999	22/—	H College Station	W	21	3
11/ 4/2000	24/—	A Stillwater	W	21	16
9/22/2001	H	College Station	W	21	7
11/ 2/2002	A	Stillwater	L	23	28
10/25/2003	—/18	H College Station	L	10	38
10/16/2004	23/15	A Stillwater	W	36	20
10/15/2005	H	College Station	W	62	23
10/21/2006	25/—	A Stillwater (OT)	W	34	33
10/ 6/2007	H	College Station	W	24	23
10/ 4/2008	—/21	A Stillwater	L	28	56
10/10/2009	—/15	H College Station	L	31	36
9/30/2010	A	Stillwater	L	35	38
9/24/2011	8/ 7	H College Station	L	29	30

683 534

OUACHITA

A&M leads, 1-0

10/27/1922	N	Dallas	W	19	6
------------	---	--------	---	----	---

PENN STATE

PSU leads, 3-1

9/22/1979	—/ 6	A State College	W	27	14
9/20/1980	—/11	A College Station	L	9	25
12/28/1999	18/13	N San Antonio (Alamo Bowl)	L	0	24
12/29/2007	N	San Antonio (Alamo Bowl)	L	17	24

53 87

PHILLIPS UNIV.

A&M leads, 1-0

10/22/1920	H	College Station	W	47	0
------------	---	-----------------	---	----	---

PITTSBURGH

Pitt leads, 2-1

12/30/1989	16/23	N El Paso (John Hancock Bowl)	L	28	31
9/ 7/2002	20/—	A Pittsburgh	W	14	12
9/27/2003	—/17	H College Station	L	26	37

68 80

POLYTECHNIC COLLEGE

A&M leads, 1-0

1913	H	College Station	W	19	6
------	---	-----------------	---	----	---

PURDUE

Purdue leads, 1-0

9/23/1967	N	Dallas	L	20	24
-----------	---	--------	---	----	----

REAM FIELD

A&M leads, 1-0

10/26/1918	H	College Station	W	6	0
------------	---	-----------------	---	---	---

RICE

A&M leads, 50-27-2

1914	H	College Station	W	32	7
1915	A	Houston	L	0	7
11/ 4/1916	A	Houston	L	0	20
11/29/1917	A	Houston	W	10	0
11/16/1920	H	College Station	W	7	0
11/11/1921	A	Houston	T	7	7
11/18/1922	H	College Station	W	24	0
11/18/1923	A	Houston	L	6	7
11/14/1924	H	College Station	W	13	6
11/14/1925	A	Houston	W	17	0
11/12/1926	H	College Station	W	20	0
11/11/1927	A	Houston	W	14	0
11/16/1928	H	College Station	W	19	0
11/16/1929	A	Houston	W	26	6
11/15/1930	H	College Station	L	0	7
11/18/1931	A	Houston	W	7	0
11/11/1932	H	College Station	W	14	7
11/18/1933	A	Houston	W	27	0
11/17/1934	H	College Station	L	6	25
11/16/1935	A	Houston	L	10	17
10/10/1936	A	Houston	W	3	0
11/13/1937	—/15	A Houston	T	6	6
11/12/1938	H	College Station	W	27	0
11/18/1939	2/—	A Houston	W	19	0
11/16/1940	3/—	H College Station	W	25	0
11/15/1941	4/—	A Houston	W	19	6
11/14/1942	A	Houston	T	0	0
11/13/1943	14/—	A Houston	W	20	0
11/18/1944	A	Houston	W	19	6
11/17/1945	A	Houston	L	0	6
11/16/1946	—/14	H College Station	L	10	27
11/15/1947	A	Houston	L	7	41
11/13/1948	H	College Station	L	6	28
11/12/1949	—/ 7	A Houston	L	0	13
11/18/1950	12/—	H College Station	L	13	21
11/17/1951	A	Houston	L	13	28
11/15/1952	H	College Station	L	6	16
11/13/1953	—/16	A Houston	L	7	34
11/13/1954	H	College Station	L	19	29
11/12/1955	9/—	A Houston	W	20	12
11/17/1956	5/—	H College Station	W	21	7
11/16/1957	1/20	A Houston	L	6	7
11/15/1958	A	Houston	W	28	21
11/14/1959	A	Houston	L	2	7
11/12/1960	—/16	A Houston	L	14	21
11/18/1961	A	Houston	L	7	21
11/17/1962	A	Houston	L	3	23
11/16/1963	A	Houston	W	13	6
11/14/1964	A	Houston	L	8	19
11/13/1965	A	Houston	W	14	13
11/12/1966	A	Houston	W	7	6
11/18/1967	A	Houston	W	18	3
11/16/1968	H	College Station	W	24	14
11/15/1969	A	Houston	L	6	7
11/14/1970	H	College Station	L	17	18
11/13/1971	A	Houston	W	18	13
11/18/1972	H	College Station	L	14	20
11/17/1973	A	Houston	L	20	24
11/16/1974	10/—	H College Station	W	37	7
11/15/1975	3/—	A Houston	W	33	14
10/23/1976	H	College Station	W	57	34
10/22/1977	12/—	A Houston	W	28	14
10/28/1978	H	College Station	W	38	21
10/27/1979	A	Houston	W	41	15
10/25/1980	H	College Station	L	6	10
10/24/1981	A	Houston	W	51	26
10/23/1982	H	College Station	W	49	7
10/22/1983	A	Houston	W	29	10
10/27/1984	H	College Station	W	38	14
10/26/1985	A	Houston	W	43	28
10/25/1986	10/—	H College Station	W	45	10
10/24/1987	A	Houston	W	34	21
10/22/1988	H	College Station	W	24	10
10/28/1989	21/—	A Houston	W	45	7

10/27/1990	H	College Station	W	41	15
11/ 2/1991	12/—	A Houston	W	38	21
10/17/1992	5/—	H College Station	W	35	9
10/23/1993	11/—	A Houston	W	38	10
10/22/1994	6/—	H College Station	W	7	0
11/ 9/1995	18/—	A Houston	W	17	10

1512 952

ST. EDWARDS

A&M leads, 1-0

1902	H	College Station	W	11	0
------	---	-----------------	---	----	---

SAM HOUSTON STATE

A&M leads, 10-0

10/ 3/1919	H	College Station	W	77	0
9/22/1923	H	College Station	W	53	0
10/23/1925	H	College Station	W	77	0
10/ 5/1932	H	College Station	W	26	0
10/ 6/1933	H	College Station	W	34	14
9/22/1934	H	College Station	W	28	0
9/27/1935	A	Huntsville	W	25	0
9/26/1936	H	College Station	W	39	6
9/27/1941	H	College Station	W	54	0
9/ 6/1997	H	College Station	W	59	6

472 26

SAN FRANCISCO

A&M leads, 2-0

11/11/1936	15/—	A San Francisco	W	38	14
12/ 4/1937	A	San Francisco	W	42	0

80 14

SANTA CLARA

series tied, 1-1

10/ 8/1938	H	College Station	L	0	7
10/ 6/1939	A	Santa Clara	W	7	3

7 10

SEWANEE

A&M leads, 5-2-1

1899	H	College Station	L	0	10
1904	H	College Station	L	5	17
10/13/1923	N	Dallas	W	14	0
10/11/1924	N	Dallas	W	7	0
10/10/1925	N	Dallas	T	6	6
10/ 9/1926	N	Dallas	W	6	3
10/ 8/1927	N	Dallas	W	18	0
10/ 6/1928	N	Dallas	W	69	0

125 36

SMU

A&M leads, 42-29-7

10/23/1916	H	College Station	W	62	0
10/11/1919	A	Dallas	W	16	0
10/ 9/1920	H	College Station	W	3	0
10/12/1921	A	Dallas	W	13	0
11/11/1922	A	Dallas	L	6	17
10/26/1923	H	College Station	L	0	10
10/25/1924	A	Dallas	T	7	7
10/16/1925	H	College Station	W	7	0
10/23/1926	A	Dallas	L	7	9
11/ 5/1927	A	Dallas	W	39	13
11/10/1928	A	Dallas	T	19	19
11/ 9/1929	H	College Station	L	7	12
11/ 8/1930	A	Dallas	L	7	13
11/ 7/1931	H	College Station	L	0	8
11/ 5/1932	A	Dallas	T	0	0
11/11/1933	H	College Station	L	0	19
11/10/1934	A	Dallas	L	0	28
12/ 7/1935	H	College Station	L	0	24
11/ 7/1936	A	Dallas	W	22	6
11/ 6/1937	H	College Station	W	14	0
11/ 5/1938	A	Dallas	L	7	10

11/11/1939	2/13	H	College Station	W	6	2
11/ 9/1940	4/14	A	Dallas	W	19	7
11/ 8/1941	5/--	H	College Station	W	21	10
11/ 7/1942		A	Dallas	W	27	20
11/ 6/1943	16/--	H	College Station	W	22	0
11/11/1944		A	Dallas	W	39	6
11/10/1945		H	College Station	W	3	0
11/ 9/1946		A	Dallas	W	14	0
11/ 8/1947	--/ 3	H	College Station	L	0	13
11/ 6/1948	--/ 8	A	Dallas	L	14	20
11/ 5/1949	--/ 9	H	College Station	T	27	27
11/11/1950	--/ 7	A	Dallas	W	25	20
11/10/1951		H	College Station	T	14	14
11/ 8/1952		A	Dallas	L	13	21
11/ 7/1953		H	College Station	L	0	23
11/ 6/1954		A	Dallas	L	3	6
11/ 5/1955	12/--	H	College Station	W	13	2
11/10/1956	5/--	A	Dallas	W	33	7
11/ 9/1957	1/--	H	College Station	W	19	6
11/ 8/1958	--/20	A	Dallas	L	0	33
11/ 7/1959		H	College Station	L	11	14
11/ 5/1960		A	Dallas	T	0	0
11/11/1961		H	College Station	W	25	12
11/10/1962		A	Dallas	W	12	7
11/ 9/1963		H	College Station	L	7	9
11/ 7/1964		A	Dallas	W	23	0
11/ 6/1965		H	College Station	L	0	10
11/ 5/1966		A	Dallas	L	14	21
9/16/1967		H	College Station	L	17	20
11/ 9/1968		A	Dallas	L	23	36
11/ 8/1969		H	College Station	W	20	10
11/ 7/1970		A	Dallas	L	3	6
11/ 6/1971		H	College Station	W	27	10
11/11/1972		A	Dallas	W	27	17
11/10/1973		H	College Station	W	45	10
11/ 9/1974	5/--	A	Dallas	L	14	18
11/ 8/1975	4/--	H	College Station	W	36	3
10/30/1976		A	Dallas	W	36	0
10/29/1977	12/--	H	College Station	W	38	21
11/ 4/1978		A	Dallas	W	20	17
11/ 3/1979		H	College Station	W	47	14
11/ 1/1980	--/19	A	Dallas	L	0	27
10/31/1981	--/13	H	College Station	L	7	27
10/30/1982	--/ 4	A	Dallas	L	9	47
10/29/1983	--/10	H	College Station	L	7	10
11/ 3/1984	--/19	A	Dallas	L	20	28
11/ 2/1985	--/19	H	College Station	W	19	17
11/ 1/1986	10/--	A	Dallas	W	39	35
11/ 4/1989	20/--	H	College Station	W	63	14
11/ 3/1990		A	Dallas	W	38	17
11/23/1991	12/--	H	College Station	W	65	6
10/31/1992	5/--	A	Dallas	W	41	7
10/30/1993	11/--	H	College Station	W	37	13
10/29/1994	7/--	N	San Antonio (Alamodome)	T	21	21
10/14/1995	22/--	H	College Station	W	20	17
9/17/2005		H	College Station	W	66	8
9/ 4/2011	8/--	H	College Station	W	46	14
					1491	995

SOUTHERN CALIFORNIA

USC leads, 3-0

10/10/1964		A	Los Angeles	L	7	31
12/22/1975	6/--	N	Memphis (Liberty Bowl)	L	0	20
12/31/1977	17/20	N	Houston (Bluebonnet Bowl)	L	28	47
					35	98

SOUTHERN MISSISSIPPI

A&M leads, 7-0

10/ 3/1959		A	Hattiesburg	W	7	3
9/27/1986	14/--	H	College Station	W	16	7
9/26/1987	16/--	N	Jackson, MS	W	27	14
9/30/1989	22/--	H	College Station	W	31	14
9/24/1994	12/--	H	College Station	W	41	17
9/19/1998	17/--	A	Hattiesburg	W	24	6

9/25/1999	5/--	H	College Station	W	23	6
					169	67

SOUTHWESTERN

A&M leads, 18-0

1908		H	College Station	W	32	0
1910		H	College Station	W	6	0
1911		H	College Station	W	22	0
10/ 6/1916		H	College Station	W	6	0
10/22/1917		H	College Station	W	20	0
11/16/1918		H	College Station	W	7	0
11/20/1919		H	College Station	W	7	0
10/14/1922		H	College Station	W	33	0
10/ 5/1923		H	College Station	W	13	0
10/ 3/1924		H	College Station	W	54	0
10/ 2/1925		H	College Station	W	23	6
10/ 2/1926		H	College Station	W	35	0
10/ 1/1927		H	College Station	W	31	0
9/29/1928		H	College Station	W	21	0
9/28/1929		H	College Station	W	54	7
9/27/1930		H	College Station	W	43	0
9/26/1931		H	College Station	W	33	0
9/20/1947		H	College Station	W	48	0
					488	13

STANFORD

A&M leads, 1-0

8/26/1992	7/17	N	Anaheim, CA (Pigskin Classic)	W	10	7
-----------	------	---	----------------------------------	---	----	---

STEPHEN F. AUSTIN

A&M leads, 3-0

11/ 2/1929		H	College Station	W	54	0
9/21/1935		H	College Station	W	37	6
9/ 4/2011		H	College Station	W	48	7
					139	13

TARLETON STATE

A&M leads, 2-0

9/20/1924		H	College Station	W	40	0
9/26/1931		H	College Station	W	21	0
					61	0

TEMPLE

Temple leads, 2-0

10/ 5/1934		A	Philadelphia	L	6	40
10/ 5/1935		H	College Station	L	0	14
					6	54

TENNESSEE

Tennessee leads, 2-0

12/27/1957	8/13	N	Jacksonville, FL (Gator Bowl)	L	0	3
1/ 1/2005	20/15	N	Dallas (Cotton Bowl)	L	7	38
					7	41

TEXAS A&I

A&M leads, 5-0-1

10/ 8/1932		H	College Station	W	14	0
10/13/1933		H	College Station	W	17	0
9/29/1934		H	College Station	T	14	14
9/24/1938		H	College Station	W	52	0
9/28/1940		H	College Station	W	26	0
10/ 4/1941		N	San Antonio	W	41	0
					164	14

TCU

A&M leads, 56-2-9

1897		H	College Station	L	6	30
1898		A	Waco	W	16	0
1902		A	Waco	W	22	0
1903		A	Waco	W	11	0

1903		H	College Station	W	16	0
1903		H	College Station	W	14	6
1904		H	College Station	W	29	0
1905		H	College Station	W	20	0
1905		A	Waco	W	24	11
1906		A	Waco	W	42	0
1906		A	Waco	W	22	0
1907		H	College Station	W	32	5
1908		A	Waco	W	13	10
1909		H	College Station	T	0	0
1910		H	College Station	W	35	0
1910		A	Fort Worth	W	23	6
1914		H	College Station	W	40	0
1915		A	Fort Worth	W	13	10
11/15/1919		H	College Station	W	48	0
11/ 7/1924		H	College Station	W	28	0
11/ 7/1925		A	Fort Worth	L	0	3
11/ 5/1926		H	College Station	T	13	13
10/22/1927		A	Fort Worth	T	0	0
10/20/1928		H	College Station	L	0	6
10/19/1929		A	Fort Worth	L	7	13
10/18/1930		H	College Station	L	0	3
10/17/1931		A	Fort Worth	L	0	6
10/15/1932		H	College Station	L	0	17
10/21/1933		A	Fort Worth	L	7	13
10/20/1934		H	College Station	L	0	13
10/19/1935		A	Fort Worth	L	14	19
10/17/1936		H	College Station	W	18	7
10/16/1937		A	Fort Worth	T	7	7
10/15/1938		H	College Station	L	6	34
10/21/1939	9/--	A	Fort Worth	W	20	6
10/19/1940	2/--	H	College Station	W	21	7
10/18/1941	14/--	A	Fort Worth	W	14	0
10/17/1942	--/17	H	College Station	L	2	7
10/16/1943	18/--	A	Fort Worth	W	13	0
10/21/1944		H	College Station	L	7	13
10/20/1945		A	Fort Worth	L	12	13
10/19/1946		H	College Station	W	14	0
10/18/1947		A	Fort Worth	L	0	26
10/16/1948		H	College Station	L	14	27
10/15/1949		A	Fort Worth	L	6	28
10/21/1950		H	College Station	W	42	23
10/20/1951	6/--	A	Fort Worth	L	14	20
10/18/1952		H	College Station	T	7	7
10/17/1953		A	Fort Worth	W	20	7
10/16/1954		H	College Station	L	20	21
10/15/1955	19/ 7	A	Fort Worth	W	19	16
10/20/1956	14/ 4	H	College Station	W	7	6
10/19/1957	3/--	A	Fort Worth	W	7	0
10/18/1958	--/20	H	College Station	L	8	24
10/17/1959		A	Fort Worth	L	6	39
10/15/1960		H	College Station	T	14	14
10/21/1961		A	Fort Worth	L	14	15
10/20/1962		H	College Station	L	14	20
10/19/1963		A	Fort Worth	T	14	14
10/17/1964		H	College Station	L	9	14
10/16/1965		A	Fort Worth	L	9	17
10/15/1966		H	College Station	W	35	7
10/21/1967		A	Fort Worth	W	20	0
10/19/1968		H	College Station	W	27	7
10/18/1969		A	Fort Worth	L	6	16
10/17/1970		H	College Station	L	15	31
10/20/1971		A	Fort Worth	L	3	14
10/21/1972		H	College Station	L	10	13
10/20/1973		A	Fort Worth	W	35	16
10/19/1974	8/--	H	College Station	W	17	0
10/18/1975	5/--	A	Fort Worth	W	14	6
11/20/1976	11/--	H	College Station	W	59	10
11/19/1977	14/--	A	Fort Worth	W	52	23
11/25/1978		H	College Station	W	15	7
11/24/1979		A	Fort Worth	W	30	7
11/22/1980		H	College Station	W	13	10
11/21/1981		H	College Station	W	37	7
11/20/1982		H	College Station	W	34	14
11/19/1983		A	Fort Worth	W	20	10
11/24/1984	--/17	H	College Station	W	35	21
11/23/1985	19/--	A	Fort Worth	W	53	6

11/22/1986	13/-	H	College Station	W	74	10
11/21/1987	16/-	A	Fort Worth	W	42	24
11/19/1988	H	College Station	W	18	0	
9/16/1989	21/-	A	Fort Worth	W	44	7
11/24/1990	H	College Station	W	56	10	
11/ 7/1991	12/-	A	Fort Worth	W	44	7
11/21/1992	4/-	H	College Station	W	37	10
11/20/1993	10/-	A	Fort Worth	W	59	3
11/19/1994	9/-	H	College Station	W	34	17
11/23/1995	16/-	A	Fort Worth	W	38	6
12/28/2001	N	Houston	W	28	9	
			(galleryfurniture.com Bowl)			

1877 944

TEXAS

UT leads, 76-37-5

1894	A	Austin	L	0	38	
1898	A	Austin	L	0	48	
1899	N	San Antonio	L	0	6	
1900	N	San Antonio	L	0	5	
1900	A	Austin	L	0	11	
1901	N	San Antonio	L	0	17	
1901	A	Austin	L	0	32	
1902	N	San Antonio	T	0	0	
1902	A	Austin	W	11	0	
1903	A	Austin	L	6	29	
1904	A	Austin	L	6	34	
1905	A	Austin	L	0	27	
1906	A	Austin	L	0	24	
1907	N	Dallas	T	0	0	
1907	A	Austin	L	6	11	
1908	N	Houston	L	8	24	
1908	A	Austin	L	12	28	
1909	N	Houston	W	23	0	
1909	A	Austin	W	5	0	
1910	N	Houston	W	14	8	
1911	A	Austin	L	0	6	
1915	H	College Station	W	13	0	
11/30/1916	A	Austin	L	7	21	
11/20/1917	H	College Station	W	7	0	
11/28/1918	A	Austin	L	0	7	
11/27/1919	H	College Station	W	7	0	
11/25/1920	A	Austin	L	3	7	
11/24/1921	H	College Station	T	0	0	
11/30/1922	A	Austin	W	14	7	
11/29/1923	H	College Station	L	0	6	
11/27/1924	A	Austin	L	0	7	
11/26/1925	H	College Station	W	28	0	
11/25/1926	A	Austin	L	5	14	
11/24/1927	H	College Station	W	28	7	
11/29/1928	A	Austin	L	0	19	
11/28/1929	H	College Station	W	13	0	
11/27/1930	A	Austin	L	0	26	
11/26/1931	H	College Station	W	7	6	
11/24/1932	A	Austin	L	0	21	
11/30/1933	H	College Station	T	10	10	
11/29/1934	A	Austin	L	0	13	
11/28/1935	H	College Station	W	20	6	
11/26/1936	H	College Station	L	0	7	
11/25/1937	H	College Station	W	7	0	
11/24/1938	A	Austin	L	6	7	
11/30/1939	1/-	H	College Station	W	20	0
11/28/1940	2/-	A	Austin	L	0	7
11/27/1941	2/10	H	College Station	L	0	23
11/26/1942	-/18	A	Austin	L	6	12
11/25/1943	16/12	H	College Station	L	13	27
11/30/1944	A	Austin	L	0	6	
11/29/1945	-/10	H	College Station	L	10	20
11/28/1946	-/20	A	Austin	L	7	24
11/27/1947	-/ 7	H	College Station	L	13	32
11/25/1948	A	Austin	T	14	14	
11/24/1949	H	College Station	L	14	42	
11/30/1950	-/ 5	A	Austin	L	0	17
11/29/1951	-/16	H	College Station	W	22	21
11/27/1952	-/10	A	Austin	L	12	32
11/26/1953	-/11	H	College Station	L	12	21
11/25/1954	A	Austin	L	13	22	

11/24/1955	8/-	H	College Station	L	6	21
11/29/1956	4/-	A	Austin	W	34	21
11/28/1957	4/-	H	College Station	L	7	9
11/27/1958	A	Austin	L	0	27	
11/26/1959	-/ 4	H	College Station	L	17	20
11/24/1960	A	Austin	L	14	21	
11/23/1961	-/ 5	H	College Station	L	0	25
11/22/1962	-/ 4	A	Austin	L	3	13
11/28/1963	-/ 1	H	College Station	L	13	15
11/26/1964	-/ 5	A	Austin	L	7	26
11/25/1965	H	College Station	L	17	21	
11/24/1966	A	Austin	L	14	22	
11/27/1967	H	College Station	W	10	7	
11/28/1968	-/ 6	A	Austin	L	14	35
11/27/1969	-/ 1	H	College Station	L	12	49
11/26/1970	-/ 1	A	Austin	L	14	52
11/25/1971	-/12	H	College Station	L	14	34
11/23/1972	-/ 6	A	Austin	L	3	38
11/22/1973	-/11	H	College Station	L	13	42
11/29/1974	8/17	A	Austin	L	3	32
11/28/1975	2/ 5	H	College Station	W	20	10
11/25/1976	11/-	A	Austin	W	27	3
11/26/1977	12/ 1	H	College Station	L	28	57
12/ 2/1978	-/14	A	Austin	L	7	22
12/ 1/1979	-/ 6	H	College Station	W	13	7
11/29/1980	A	Austin	W	24	14	
11/26/1981	-/ 7	H	College Station	L	13	21
11/25/1982	A	Austin	L	16	53	
11/26/1983	-/ 2	H	College Station	L	13	45
12/ 1/1984	-/13	A	Austin	W	37	12
11/28/1985	15/18	H	College Station	W	42	10
11/27/1986	10/-	A	Austin	W	16	3
11/26/1987	15/-	H	College Station	W	20	13
11/24/1988	A	Austin	W	28	24	
12/ 2/1989	16/-	H	College Station	W	21	10
12/ 1/1990	-/ 5	A	Austin	L	27	28
11/28/1991	10/-	H	College Station	W	31	14
11/26/1992	4/-	A	Austin	W	34	13
11/25/1993	8/-	H	College Station	W	18	9
11/ 5/1994	11/-	A	Austin	W	34	10
12/ 2/1995	16/ 6	H	College Station	L	6	16
11/29/1996	A	Austin	L	15	51	
11/28/1997	15/-	H	College Station	W	27	16
11/27/1998	6/-	A	Austin	L	24	26
11/26/1999	24/ 7	H	College Station	W	20	16
11/24/2000	22/12	A	Austin	L	17	43
11/23/2001	-/ 5	H	College Station	L	7	21
11/29/2002	-/10	A	Austin	L	20	50
11/28/2003	-/ 6	H	College Station	L	15	46
11/26/2004	22/ 5	A	Austin	L	13	26
11/25/2005	-/ 2	H	College Station	L	29	40
11/24/2006	-/11	A	Austin	W	12	7
11/23/2007	-/12	H	College Station	W	38	30
11/27/2008	-/ 4	A	Austin	L	9	49
11/26/2009	-/ 3	H	College Station	L	39	49
11/25/2010	17/-	A	Austin	W	24	17
11/24/2011	H	College Station	L	25	27	

1447 2297

TEXAS STATE

A&M leads, 2-0

10/ 3/1919	H	College Station	W	28	0
9/22/2005	H	College Station	W	44	31

72 31

TEXAS TECH

A&M leads, 37-32-1

11/28/1927	H	College Station	W	47	6
9/24/1932	N	Amarillo	W	7	0
10/ 3/1942	H	College Station	W	19	0
10/ 2/1943	A	Lubbock	W	13	0
9/30/1944	N	San Antonio	W	27	14
9/29/1945	A	Lubbock	W	16	6
9/28/1946	N	San Antonio	L	0	6
9/27/1947	N	San Antonio	W	29	7
9/25/1948	N	San Antonio	L	14	20

9/24/1949	N	San Antonio	W	26	7	
9/30/1950	N	San Antonio	W	34	13	
9/29/1951	10/-	N	Dallas	W	20	7
10/10/1953	A	Lubbock	W	27	14	
10/18/1954	-/19	H	College Station	L	9	41
10/ 6/1956	11/-	N	Dallas	W	40	7
9/28/1957	2/-	A	Lubbock	W	21	0
9/20/1958	20/-	N	Dallas	L	14	15
9/19/1959	N	Dallas	L	14	20	
9/24/1960	H	College Station	T	14	14	
10/ 7/1961	A	Lubbock	W	38	7	
10/ 6/1962	H	College Station	W	7	3	
10/ 5/1963	A	Lubbock	L	0	10	
10/ 3/1964	H	College Station	L	12	16	
10/ 2/1965	A	Lubbock	L	16	20	
10/ 1/1966	H	College Station	W	35	14	
10/14/1967	A	Lubbock	W	28	24	
10/12/1968	H	College Station	L	16	21	
10/11/1969	A	Lubbock	L	9	13	
10/10/1970	H	College Station	L	7	21	
10/16/1971	A	Lubbock	L	7	28	
10/14/1972	H	College Station	L	14	17	
10/13/1973	A	Lubbock	L	16	28	
10/12/1974	16/ 7	H	College Station	W	28	7
10/11/1975	6/-	A	Lubbock	W	38	9
10/ 9/1976	17/15	H	College Station	L	16	27
9/24/1977	6/ 7	A	Lubbock	W	33	17
10/ 7/1978	7/-	H	College Station	W	38	9
10/ 6/1979	A	Lubbock	L	20	21	
10/ 4/1980	H	College Station	W	41	21	
10/ 3/1981	A	Lubbock	W	24	23	
10/ 2/1982	H	College Station	L	15	24	
10/ 1/1983	A	Lubbock	L	0	3	
10/ 6/1984	H	College Station	L	12	30	
10/ 5/1985	A	Lubbock	W	28	27	
10/ 4/1986	14/-	H	College Station	W	45	8
10/ 3/1987	15/-	A	Lubbock	L	21	27
10/ 1/1988	H	College Station	W	50	15	
10/ 7/1989	19/-	A	Lubbock	L	24	27
10/ 6/1990	19/-	H	College Station	W	28	24
10/ 5/1991	23/-	A	Lubbock	W	37	14
10/ 3/1992	5/-	H	College Station	W	19	17
10/ 2/1993	14/-	A	Lubbock	W	31	6
10/ 1/1994	10/-	H	College Station	W	23	17
10/ 7/1995	8/-	A	Lubbock	L	7	14
10/26/1996	H	College Station	L	10	13	
10/25/1997	20/-	A	Lubbock	L	13	16
10/24/1998	8/25	H	College Station	W	17	10
10/ 2/1999	5/-	A	Lubbock	L	19	21
9/30/2000	H	College Station	W	33	15	
11/ 3/2001	24/-	A	Lubbock	L	0	12
10/ 5/2002	23/-	H	College Station (OT)	L	47	48
10/ 4/2003	A	Lubbock	L	28	59	
11/13/2004	22/-	H	College Station (OT)	W	32	25
11/ 5/2005	-/16	A	Lubbock	L	17	56
9/30/2006	H	College Station	L	27	31	
10/13/2007	A	Lubbock	L	7	35	
10/18/2008	-/ 7	H	College Station	L	25	43
10/24/2009	-/21	A	Lubbock	W	52	30
10/30/2010	H	College Station	W	45	27	
10/ 8/2011	24/-	A	Lubbock	W	45	40

1596 1287

TRANSYLVANIA (KY.)

series tied, 1-1

1905	H	College Station	L	6	29
1910	H	College Station	W	33	0

39 29

TRINITY

A&M leads, 18-1-2

1902	H	College Station	T	0	0
1902	H	College Station	W	34	0
1903	H	College Station	W	16	0
1903	H	College Station	L	0	18
1905	H	College Station	W	24	0

1908	H	College Station	W	6	0
1909	H	College Station	W	47	0
1912	H	College Station	W	59	0
1913	H	College Station	W	7	0
1914	H	College Station	T	0	0
1915	H	College Station	W	62	0
10/24/1919	H	College Station	W	42	0
9/26/1924	H	College Station	W	33	0
9/25/1925	H	College Station	W	20	10
9/24/1926	H	College Station	W	26	0
9/23/1927	H	College Station	W	45	0
9/22/1928	H	College Station	W	21	0
9/23/1933	H	College Station	W	38	0
10/15/1951	A	San Antonio	W	53	14
10/ 1/1960	A	San Antonio	W	14	0
10/14/1961	A	San Antonio	W	55	0
				602	42

TULANE					
A&M leads, 10-5					
1899	H	College Station	W	22	0
1902	H	College Station	W	17	5
1906	H	College Station	W	18	0
1907	H	College Station	W	18	6
1910	H	College Station	W	17	0
1912	H	College Station	W	41	0
11/ 2/1917	H	College Station	W	35	0
10/ 5/1929	A	New Orleans	L	10	13
10/11/1930	N	Dallas	L	9	19
10/ 3/1931	A	New Orleans	L	0	7
10/ 1/1932	A	New Orleans	L	14	26
9/30/1933	A	New Orleans	W	13	6
1/ 1/1940	1/ 5	A New Orleans (Sugar Bowl)	W	14	13
9/24/1966	A	New Orleans	L	13	21
9/28/1968	A	New Orleans	W	35	3
				276	119

TULSA					
A&M leads, 6-2					
10/10/1922	N	Dallas	L	10	13
10/ 1/1938	H	College Station	W	20	0
10/ 5/1940	N	San Antonio	W	41	6
9/28/1985	H	College Station	W	45	10
9/21/1991	15/-	A Tulsa	L	34	35
9/12/1992	7/-	H College Station	W	19	9
9/16/1995	3/-	H College Station	W	52	9

9/18/1999	7/-	H College Station	W	62	13
				283	95

UAB					
A&M leads, 1-0					
9/26/2009	H	College Station	W	56	19

UCLA					
series tied, 2-2					
10/12/1940	A	Los Angeles	W	7	0
9/21/1951	6/-	A Los Angeles	W	21	14
9/16/1955	-/ 1	A Los Angeles	L	0	21
1/ 1/1998	20/ 5	N Dallas (Cotton Bowl)	L	23	29
				51	64

UT ARLINGTON					
A&M leads, 1-0					
9/18/1982	H	College Station	W	61	22

UTAH					
A&M leads, 2-1					
11/14/1936	15/-	H College Station	W	20	7
9/ 6/2003	H	College Station	W	28	26
9/ 2/2004	-/19	A Salt Lake City	L	21	41
				69	74

UTAH STATE					
A&M leads, 1-0					
9/19/2009	H	College Station	W	38	30

UTEP					
A&M leads, 2-0					
9/ 1/1984	H	College Station	W	20	17
9/16/2000	H	College Station	W	45	17
				65	34

VILLANOVA					
series tied, 2-2					
10/14/1939	H	College Station	W	33	7
9/18/1948	A	Philadelphia	L	14	34
9/17/1949	H	College Station	L	0	35
9/22/1956	9/-	H College Station	W	19	0
				66	76

VIRGINIA TECH					
series tied, 2-2					
9/11/1976	14/-	H College Station	W	19	0
9/17/1977	7/-	A Blacksburg	W	27	6
9/21/2002	19/ 7	H College Station	L	3	13
9/18/2003	-/ 8	A Blacksburg	L	19	35
				68	54

VMI					
A&M leads, 1-0					
10/14/1950	H	College Station	W	52	0

WASHINGTON					
A&M leads, 2-1					
9/28/1974	9/-	A Seattle	W	28	15
9/19/1987	-/10	H College Station	W	29	12
9/ 9/1989	15/-	A Seattle	L	6	19
				63	46

WASHINGTON STATE					
A&M leads, 2-0					
12/ 6/1941	9/19	N Tacoma, WA	W	7	0
12/ 5/1942	H	College Station	W	21	0
				28	0

WAXAHACHIE AC					
A&M leads, 1-0					
1900	H	College Station	W	11	0

WICHITA STATE					
A&M leads, 4-0					
9/12/1970	H	College Station	W	41	14
9/11/1971	H	College Station	W	41	7
9/ 9/1972	A	Wichita	W	36	13
9/15/1973	H	College Station	W	48	0
				166	34

WYOMING					
A&M leads, 3-0					
9/ 9/2000	H	College Station	W	51	3
9/ 6/2001	A	Laramie	W	28	20
9/11/2004	H	College Station	W	31	0
				110	23

OVERTIME HISTORY

Overall: 7-6 Home: 5-3 Away: 1-2 Neutral: 1-1

Overtime in college football was introduced for the 1995 bowl season. 1996 marked the first full season of OT.

DATE	FINAL SCORE	OTs	SITE	4QTR*
Nov. 1, 1997	A&M 28..... Oklahoma State 25	1	College Station	22-22
Dec. 5, 1998	A&M 36..... Kansas State 33	2	St. Louis	(Big 12 Championship) 27-27
Dec. 31, 2000	Mississippi State 43..... A&M 41	1	Shreveport, La.	(Independence Bowl) 35-35
Oct. 5, 2002	Texas Tech 48 A&M 47	1	College Station	41-41
Nov. 16, 2002	Missouri 33 A&M 27	2	College Station	24-24
Oct. 23, 2004	A&M 29..... Colorado 26	1	College Station	26-26
Oct. 30, 2004	Baylor 35..... A&M 34	1	Waco	27-27
Nov. 13, 2004	A&M 32..... Texas Tech 25	1	College Station	25-25
Oct. 1, 2005	A&M 16..... Baylor 13	1	College Station	10-10
Oct. 21, 2006	A&M 34..... Oklahoma State 33	1	Stillwater, Okla.	27-27
Sept. 8, 2007	A&M 47..... Fresno State 45	3	College Station	29-29
Oct. 29, 2011	Missouri 38 A&M 31	1	College Station	31-31
Nov. 12, 2011	Kansas State 53 A&M 50	4	Manhattan, Kansas	31-31

* score at end of regulation

HISTORY

- TEXAS A&M ATTENDANCE RECORDS -

80,000-PLUS CROWDS AT KYLE FIELD (43)

1. Nebraska	Nov. 20, 2010	90,079
2. Texas	Nov. 24, 2011	88,645
3. Texas	Nov. 23, 2007	88,253
4. Texas	Nov. 23, 2001	87,555
5. Baylor	Oct. 15, 2011	87,361
6. Oklahoma State	Sept. 25, 2011	87,358
7. Notre Dame	Sept. 29, 2001	87,206
8. Oklahoma	Nov. 11, 2000	87,188
9. SMU	Sept. 4, 2011	86,951
10. Missouri	Oct. 29, 2011	86,934
11. Idaho	Sept. 17, 2011	86,623
12. Texas	Nov. 25, 2005	86,617
13. Texas Tech	Oct. 5, 2002	86,478
14. Kansas	Nov. 19, 2011	86,411
15. Oklahoma State	Oct. 6, 2007	86,217
16. Iowa State	Oct. 29, 2005	86,172
17. Texas	Nov. 26, 1999	86,128
18. Texas Tech	Oct. 18, 2008	86,012
19. Texas Tech	Sept. 30, 2006	85,979
20. Oklahoma	Nov. 4, 2006	85,697
21. Iowa State	Oct. 27, 2001	85,661
22. Oklahoma	Nov. 8, 2008	85,603
23. Kansas	Oct. 27, 2007	85,341
24. Texas	Nov. 26, 2009	84,671
25. Texas Tech	Oct. 30, 2010	84,479
26. Miami	Sept. 20, 2008	84,165
27. Texas	Nov. 28, 2003	84,094
28. Army	Sept. 27, 2008	84,090
29. Oklahoma	Nov. 9, 2002	84,036
30. Virginia Tech	Sept. 21, 2002	83,746
31. Texas Tech	Sept. 30, 2000	83,644
32. Missouri	Oct. 16, 2010	83,453
33. Nebraska	Nov. 11, 2006	83,336
34. Baylor	Sept. 29, 2007	82,970
35. Oklahoma State	Sept. 22, 2001	82,601
36. Baylor	Oct. 6, 2001	82,589
37. Texas Tech	Nov. 13, 2004	82,278
38. Baylor	Nov. 21, 2009	82,106
39. Oklahoma	Nov. 6, 2010	81,392
40. Stephen F. Austin	Sept. 4, 2010	81,287
41. Oklahoma	Nov. 6, 2004	81,125
42. Nebraska	Oct. 26, 2002	81,054
43. Kansas State	Oct. 28, 2000	80,659

82,000-PLUS CROWDS, ALL VENUES (50)

1. at Michigan	Oct. 1, 1977	104,802
2. at Texas	Nov. 25, 2010	100,752
3. at Texas	Nov. 27, 2008	98,621
4. NEBRASKA	Nov. 20, 2010	90,079
5. TEXAS	Nov. 24, 2011	88,645
6. TEXAS	Nov. 23, 2007	88,253
7. TEXAS	Nov. 23, 2001	87,555
8. BAYLOR	Oct. 15, 2011	87,361
9. OKLAHOMA STATE	Sept. 25, 2011	87,358
10. NOTRE DAME	Sept. 29, 2001	87,206
11. OKLAHOMA	Nov. 11, 2000	87,188
12. SMU	Sept. 4, 2011	86,951
13. MISSOURI	Oct. 29, 2011	86,934
14. IDAHO	Sept. 17, 2011	86,623
15. TEXAS	Nov. 25, 2005	86,617
16. TEXAS TECH	Oct. 5, 2002	86,478
17. KANSAS	Nov. 19, 2011	86,411
18. OKLAHOMA STATE	Oct. 6, 2007	86,217
19. TEXAS	Nov. 26, 1999	86,128
20. TEXAS TECH	Oct. 18, 2008	86,012
21. at Oklahoma	Nov. 5, 2011	85,709
22. at Ohio State	Sept. 26, 1970	85,657
23. OKLAHOMA	Nov. 8, 2008	85,603
24. KANSAS	Oct. 27, 2007	85,341
25. at Oklahoma	Nov. 3, 2007	85,044
26. at Oklahoma	Nov. 14, 2009	85,013
27. TEXAS	Nov. 26, 2009	84,671
28. TEXAS TECH	Oct. 30, 2010	84,479
29. at Nebraska	Oct. 20, 2007	84,473
30. MIAMI	Sept. 20, 2008	84,165
31. TEXAS	Nov. 28, 2003	84,094
32. ARMY	Sept. 27, 2008	84,090
33. OKLAHOMA	Nov. 9, 2002	84,036
34. at Texas	Nov. 24, 2000	84,012
35. at Texas	Nov. 26, 2004	83,891
36. VIRGINIA TECH	Nov. 21, 2002	83,746
37. at Texas	Nov. 29, 2002	83,711
38. at Texas	Nov. 27, 1998	83,687
39. TEXAS TECH	Sept. 30, 2000	83,644
40. vs LSU	Jan. 7, 2010 (Cotton Bowl - Cowboys Stadium)	83,514
41. at Oklahoma	Nov. 8, 2003	83,461
42. MISSOURI	Oct. 16, 2010	83,453
43. NEBRASKA	Nov. 11, 2006	83,336
44. BAYLOR	Sept. 29, 2007	82,970
45. OKLAHOMA STATE	Sept. 22, 2001	82,601
46. BAYLOR	Oct. 6, 2001	82,589
47. at Texas	Dec. 1, 1990	82,518
48. at Texas	Nov. 5, 1994	82,312
49. TEXAS TECH	Nov. 13, 2004	82,278
50. BAYLOR	Nov. 21, 2009	82,106

75,000-PLUS CROWDS, ROAD VENUES (33)

1. Michigan	Oct. 1, 1977	104,802
2. Texas	Nov. 25, 2010	100,752
3. Texas	Nov. 27, 2008	98,621
4. Oklahoma	Nov. 5, 2011	85,709
4. Ohio State	Sept. 26, 1970	85,657
5. Oklahoma	Nov. 3, 2007	85,044
6. Oklahoma	Nov. 14, 2009	85,013
7. Nebraska	Oct. 20, 2007	84,473
8. Texas	Nov. 24, 2000	84,012
9. Texas	Nov. 26, 2004	83,891
10. Texas	Nov. 29, 2002	83,711
11. Texas	Nov. 27, 1998	83,687
12. Oklahoma	Nov. 8, 2003	83,461
13. vs LSU	Jan. 7, 2010 (Cotton Bowl-Cowboys Stadium, Arlington, Texas)	83,514
14. Texas	Dec. 1, 1990	82,518
15. Texas	Nov. 5, 1994	82,312
16. Texas	Nov. 29, 1996	81,887
17. Texas	Dec. 1, 1984	81,309
18. Texas	Nov. 26, 1992	81,170
19. Notre Dame	Sept. 2, 2000	80,232
20. LSU	Sept. 13, 1986	79,713
21. LSU	Sept. 3, 1988	79,018
22. Texas	Nov. 24, 1988	77,809
23. Nebraska	Nov. 6, 1999	77,705
24. LSU	Sept. 29, 1990	77,703
25. Nebraska	Oct. 18, 2003	77,604
26. Texas	Nov. 29, 1974	77,584
27. Penn State	Sept. 22, 1979	77,576
28. vs Ohio State	Jan. 1, 1999 (Sugar Bowl - SuperDome, New Orleans, La.)	76,503
29. Nebraska	Sept. 16, 1972	76,042
30. vs Tennessee	Jan. 1, 2005 (Cotton Bowl - Cotton Bowl, Dallas, Texas)	75,704
31. Oklahoma	Nov. 10, 2001	75,525
32. LSU	Sept. 3, 1994	75,504

YEAR-BY-YEAR SEASON AVERAGES

2011	7	87,183
2010	7	82,477
2009	7	76,800
2008	7	82,193
2007	7	82,207
2006	7	75,985
2005	6	79,732
2004	6	74,498
2003	7	76,243
2002	7	80,198
2001	6	82,711
2000	6	77,579
1999	6	73,126
1998	6	58,292
1997	6	61,918
1996	6	63,272
1995	6	62,457
1994	6	62,877
1993	6	59,608
1992	6	58,768
1991	6	63,318
1990	6	54,252
1989	6	61,771
1988	6	57,576
1987	6	66,623
1986	6	59,662
1985	6	56,332
1984	7	45,783
1983	7	58,409
1982	7	55,941
1981	5	63,833
1980	5	60,432
1979	5	57,980
1978	5	52,269
1977	5	53,930
1976	6	48,395
1975	5	50,546
1974	5	43,867
1973	5	40,426
1972	5	34,924
1971	5	32,863



TOP SEASON AVERAGES

HOME

YEAR	AVERAGE	YEAR	AVERAGE
1. 2011	87,183	9. 2009	76,800
2. 2001	82,711	10. 2003	76,243
3. 2010	82,477	11. 2006	75,985
4. 2007	82,207	12. 2004	74,498
5. 2008	82,193	13. 1999	73,126
6. 2002	80,198	14. 1987	66,623
7. 2005	79,731	15. 1981	63,833
8. 2000	77,579		

AWAY

YEAR	AVERAGE	YEAR	AVERAGE
1. 2007	66,915	9. 1994	57,034
2. 2003	66,691	10. 2004	56,400
3. 2011	63,282	11. 1982	55,522
4. 1986	61,806	12. 1974	54,978
5. 1999	61,492	13. 1998	54,879
6. 2010	59,591	14. 1985	54,410
7. 2009	58,727	15. 1977	53,888
8. 2000	57,912		

OVERALL

YEAR	AVERAGE	YEAR	AVERAGE
1. 2011	76,152	9. 1999	67,309
2. 2007	75,091	10. 2001	66,292
3. 2010	74,218	11. 2004	65,449
4. 2003	72,263	12. 1986	60,734
5. 2009	70,365	13. 1994	60,221
6. 2008	70,181	14. 1988	58,933
7. 2000	68,639	15. 1997	57,363
8. 2002	67,572		

HISTORY

KYLE FIELD HISTORY/TIMELINE

KYLE FIELD TIMELINE

Spring 1905	E.J. Kyle, professor of horticulture and staunch supporter of Aggie athletics, donates 400 X 400 foot all-purpose athletic area. Two seats of bleachers were built to accommodate 500 spectators.
1906	Grateful Corps of Cadets met in old chapel to express their appreciation for Kyle and named the new field for him. Not officially, but the name stuck.
1907	Kyle purchased grand stands from the Bryan Fair Association with a personal check and moved them to Kyle Field.
1915	Kyle Field seating is raised to 6,800 according to the <i>Bryan Eagle</i> .
1923	Seating increased to 8,500.
1927	Construction begins on concrete stands.
1929	New \$365,000 concrete stadium is complete in time for the annual Texas A&M vs. Texas clash on Thanksgiving. The stadium features 32,890 permanent seats and 5,000 temporary seats.
1956	Texas A&M Board of Directors officially named Kyle Field after Edwin Jackson Kyle, '99.
1967	Second decks added.
1970	Artificial turf installed.
1980	Third decks finished, new press box and suites dedicated against Penn State. Capacity 70,016.
1982	Seats on east side narrowed. Capacity 72,387.
1992	Seats widened and capacity moves back to 70,210.
1996	Natural grass returns to Kyle Field.
1998	Construction on The Zone is underway, capacity is limited to 58,292.
1999	The Zone is complete and capacity increases to 82,600.
2008	Refiguring suites places capacity to 83,002.
2012	Premier sports facility design firm Populous engaged to lead design study phase for renovation and redevelopment of Kyle Field.
2012	Student seating changes makes Kyle Field capacity 82,589.



The Home of the 12th Man

Regarded as one of the nation's most intimidating road venues, Texas A&M's Kyle Field has been the home of the Aggie football team since 1905.

The Aggies have always been tough to beat at Kyle Field with an all-time record of 384-152-19 (70.9 winning percentage) on their home field.

Likely making Kyle Field an even tougher road venue for opponents was the \$32.9 million north end zone expansion, which was completed in 1999. The formation of the Bernard C. Richardson Zone has raised Kyle Field's capacity to 82,589, making it the 13th-largest college football stadium in the nation.

The Zone opened at full capacity for the first time for the annual Texas A&M-Texas grudge match in 1999 and a then state-record football crowd of 86,128 watched the Aggies tally a hard-fought 20-16 victory over the arch rival Longhorns. The stadium record has been broken six times since the 1999 game and currently stands at 90,079 (9-6 win over Nebraska in 2010).

Kyle Field was named for Edwin Jackson Kyle, who served as Texas A&M's dean of agriculture and athletic council president. Kyle donated a 400 x 400-foot area of the southern edge of campus that had been assigned to him for horticultural experiments.

The permanent seating on the east and west sides of Kyle Field were added in 1927 and the horseshoe was completed in 1929.

The stadium was expanded in 1967 to include two decks of grandstands, and the third decks were added to the east and west sides in 1980. The Aggies played on grass through the 1960s, but A&M became one of the many schools that switched to artificial turf in the early 1970s. Grass returned to Kyle Field in 1996 and the Aggies currently play on grass.

The most recent improvement was the "12th Man TV," which is the huge video board in the south endzone. The 3,954 square-foot screen is the second-largest in collegiate sports and measures 54-by-74 feet. Included in the project, which was completed prior to the 2006 season, were 1,130 feet of ribbon board and a concert-quality sound system.

In April of 2012, it was announced that Texas A&M University and the 12th Man Foundation have engaged Populous to lead the design study phase for the renovation and redevelopment of Kyle Field, recognized as the nation's top college football gameday experience and "Home of the 12th Man."

— ALL-TIME RECORD AT KYLE FIELD —

384-152-19 all-time on site, 283-138-12 in stadium (built 1927)

THE 1900's (24-4-1)	THE 1920's (37-7-3)	THE 1940's (22-17-1)	THE 1960's (14-18-3)	THE 1980's (45-17)	THE 2000's (42-24)
1905 6-1	1920 3-0-1	1940 4-0	1960 0-1-2	1980 2-3	2000 4-2
1906 5-0	1921 3-0-1	1941 4-1	1961 2-1-1	1981 3-3	2001 5-1
1907 6-0	1922 2-1	1942 3-1	1962 1-2	1982 5-2	2002 3-4
1908 2-3	1923 3-2	1943 2-1	1963 1-3	1983 3-4	2003 4-3
1909 5-0-1	1924 6-0	1944 1-2	1964 0-2	1984 5-2	2004 5-1
	1925 5-0	1945 4-2	1965 1-3	1985 6-0	2005 4-2
	1926 3-0-1	1946 2-2	1966 2-1	1986 6-0	2006 4-3
	1927 5-0	1947 2-2	1967 3-2	1987 5-1	2007 6-1
	1928 4-2	1948 0-3	1968 2-2	1988 5-1	2008 2-5
	1929 3-2	1949 0-3-1	1969 2-1	1989 5-1	2009 5-2
THE 1910's (52-7-3)	THE 1930's (32-15-3)	THE 1950's (19-17-4)	THE 1970's (32-18)	THE 1990's (55-4-1)	THE 2010's (10-4)
1910 6-0	1930 2-2	1950 3-1	1970 1-4	1990 5-0-1	2010 6-1
1911 6-0	1931 4-1	1951 2-0-2	1971 3-2	1991 6-0	2011 4-3
1912 7-1	1932 3-1	1952 1-2-1	1972 1-4	1992 6-0	
1913 3-4-2	1933 4-1-1	1953 0-3-1	1973 3-2	1993 6-0	
1914 4-0-1	1934 1-2-2	1954 0-4	1974 5-0	1994 6-0	
1915 4-2	1935 2-3	1955 3-1	1975 5-0	1995 5-1	
1916 4-0	1936 4-2	1956 4-0	1976 5-1	1996 3-3	
1917 5-0	1937 3-1	1957 4-1	1977 3-2	1997 6-0	
1918 5-0	1938 4-2	1958 1-2	1978 4-1	1998 6-0	
1919 8-0	1939 5-0	1959 1-3	1979 2-2	1999 6-0	



HISTORY

ALL-TIME TELEVISION APPEARANCES (252)

2011 (6-6)

vs. Northwestern†	ESPN	N	W	33 - 22
Texas	ESPN	N	L	25 - 27
Kansas	FSN	R	W	61 - 7
at Kansas State	ABC	R	L	50 - 53
at Oklahoma	ABC	R	L	25 - 41
Missouri	FX	N	L	31 - 38
at Iowa State	ABC	R	W	33 - 17
Baylor	FX	N	W	55 - 28
at Texas Tech	FX	N	W	45 - 40
vs. Arkansas	ESPN	N	L	38 - 42
Oklahoma State	ABC	R	L	29 - 30
SMU	FSN	N	W	46 - 14

† Meineke Car Care Bowl of Texas, Houston, Texas

2010 (5-4)

vs. LSU†	Fox	N	L	24 - 41
at Texas	ESPN	N	W	24 - 17
Nebraska	ABC	N	W	9 - 6
at Baylor	FSN	R	W	42 - 30
Oklahoma	FSN	R	W	33 - 19
at Kansas	FSN	R	W	45 - 10
Missouri	FSN	R	L	9 - 30
vs. Arkansas (Arlington)	ABC	R	L	17 - 24
at Oklahoma State	ESPN	N	L	35 - 38

† Cotton Bowl, Arlington, Texas

2009 (0-7)

vs. Georgia†	ESPN2	N	L	20 - 44
Texas	ESPN	N	L	39 - 49
at Oklahoma	FSN	N	L	10 - 65
at Colorado	FCS	N	L	34 - 35
at Kansas State	FCS	N	L	14 - 62
Oklahoma State	FSN	N	L	31 - 36
vs. Arkansas (Arlington)	ESPN2	N	L	19 - 47

† Independence Bowl, Shreveport, La.

2008 (3-4)

Texas	ESPN	N	L	9 - 49
Oklahoma	ABC	R	L	28 - 66
at Iowa State	FCS	N	W	49 - 35
Texas Tech	FSN	N	L	25 - 43
Army	Versus	N	W	21 - 17
Miami	ABC	R	L	23 - 41
at New Mexico	Versus	N	W	28 - 22

2007 (4-6)

vs. Penn State†	ESPN	N	L	17 - 24
Texas	ABC	N	W	38 - 30
at Missouri	FSN	N	L	26 - 40
at Oklahoma	ABC	S/N	L	14 - 42
Kansas	ESPN2	N	L	11 - 19
at Texas Tech	ABC	R	L	7 - 35
Oklahoma State	FSN	N	W	24 - 23
Baylor	Versus	N	W	34 - 10
at Miami	ESPN	N	L	17 - 34
Fresno State	FSN	N	W	47 - 45

† Alamo Bowl, San Antonio, Texas

2006 (4-4)

vs. California†	ESPN	N	L	10 - 45
at Texas	ABC	N	W	12 - 7
Nebraska	ABC	R	L	27 - 28
Oklahoma	ABC	S/N	L	16 - 17
Missouri	ABC	R	W	25 - 19
at Kansas	FSN	N	W	21 - 18
Texas Tech	ABC	R	L	27 - 31
vs. Army (San Antonio)	ESPN2	N	W	28 - 24

† Holiday Bowl, San Diego, Calif.

2005 (3-6)

Texas	ABC	N	L	29 - 40
at Oklahoma	ABC	R	L	30 - 36
at Texas Tech	FSN	N	L	17 - 56
Iowa State	ABC	R	L	14 - 42
at Colorado	FSN	N	L	20 - 41

Baylor	FSN	N	W	16 - 13
Texas State	FSN	R	W	44 - 31
SMU	FSN	N	W	66 - 8
at Clemson	ABC	R	L	24 - 25

2004 (5-4)

vs. Tennessee†	FOX	N	L	7 - 38
at Texas	ABC	N	L	13 - 26
Texas Tech	ABC	R	W	32 - 25
Oklahoma	ABC	R	L	35 - 42
at Oklahoma State	FSN	N	W	36 - 20
Kansas State	TBS	N	W	42 - 30
Clemson	TBS	N	W	27 - 6
Wyoming	FSN	N	W	31 - 0
at Utah	ESPN	N	L	21 - 41

† Cotton Bowl, Arlington, Texas

2003 (0-8)

Texas	ABC	N	L	15 - 46
at Missouri	FSN	R	L	22 - 45
at Oklahoma	ABC	R	L	0 - 77
Oklahoma State	ABC	R	L	10 - 38
at Nebraska	FSN	R	L	12 - 48
at Texas Tech	FSN	N	L	28 - 59
Pittsburgh	ABC	R	L	26 - 37
at Virginia Tech	ESPN	N	L	19 - 35

2002 (2-5)

at Texas	ABC	N	L	50 - 20
Oklahoma	ABC	R	W	30 - 26
at Oklahoma State	FSN	R	L	23 - 28
Nebraska	TBS	N	L	31 - 8
at Baylor	FSN	R	W	41 - 0
Virginia Tech	ABC	R	L	3 - 13
at Pittsburgh	ESPN	N	L	14 - 12

2001 (3-2)

vs. TCU†	ESPN	N	W	28 - 9
Texas	ABC	N	L	7 - 21
at Oklahoma	ABC	R	L	10 - 31
Notre Dame	ABC	R	W	24 - 3
at Wyoming	ESPN2	N	W	28 - 20

† galleryfurniture.com Bowl, Houston.

2000 (5-4)

vs. Mississippi State†	ESPN	N	L	41 - 43
at Texas	ABC	N	L	17 - 43
Oklahoma	ABC	R	L	31 - 35
Kansas State	ABC	R	W	26 - 10
at Iowa State	ABC	R	W	30 - 7
at Baylor	FSN	R	W	24 - 0
Texas Tech	FSN	R	W	33 - 15
Wyoming	FSN	N	W	51 - 3
at Notre Dame	NBC	N	L	10 - 24

† Independence Bowl, Shreveport, La.

1999 (4-4)

vs. Penn State†	ESPN	N	L	0 - 24
Texas	ABC	N	W	20 - 16
at Missouri	FSN	R	W	51 - 14
at Nebraska	ABC	R	L	0 - 37
at Oklahoma	FSN	N	L	6 - 51
Kansas	FSN	R	W	34 - 17
at Texas Tech	FSN	N	L	19 - 21
Southern Miss	ABC	R	W	23 - 6

† Alamo Bowl, San Antonio, Texas

1998 (8-3)

vs. Ohio State	ABC	N	L	14 - 24
vs. Kansas State^	ABC	N	W	36 - 33
at Texas	ABC	N	L	24 - 26
Missouri	FSN	R	W	17 - 14
Oklahoma	FX	N	W	29 - 0
at Oklahoma State	FSN	N	W	17 - 6
Texas Tech	ABC	R	W	17 - 10
Nebraska	ABC	R	W	28 - 21

at Kansas	FSN	R	W	24 - 21
at Southern Miss	FSN	N	W	24 - 6
vs. Florida State*	ABC	N	L	14 - 23

† Sugar Bowl, SuperDome, New Orleans, La

^ Big 12 Championship, St. Louis.

* Kickoff Classic, East Rutherford, N.J.

1997 (5-3)

vs. UCLA†	CBS	N	L	23 - 29
vs. Nebraska^	ABC	N	L	15 - 54
Texas	ABC	N	W	27 - 16
at Oklahoma	FSN	N	W	51 - 7
Oklahoma State	FSN	N	W	28 - 25
at Kansas State	ABC	R	L	17 - 36
at Colorado	ABC	R	W	16 - 10
SW LOUISIANA	FSN	R	W	66 - 0

† Cotton Bowl, Arlington, Texas

^ Big 12 Championship, San Antonio.

1996 (3-5)

at Texas	ABC	N	L	15 - 52
Oklahoma	ABC	R	W	33 - 16
at Baylor	ABC	R	W	24 - 7
Texas Tech	FSN	R	L	10 - 13
Kansas State	FSN	N	L	20 - 23
at Iowa State	FSN	R	W	24 - 21
Colorado	ABC	R	L	10 - 24
at BYU^	ABC	N	L	37 - 41

^ Pigskin Classic, Cougar Stadium, Provo, Utah

1995 (4-2)

vs. Michigan†	ESPN	N	W	22 - 20
Texas	ABC	N	L	6 - 16
at Rice	ESPN	N	W	17 - 10
at Colorado	ABC	N	L	21 - 29
Tulsa	Raycom	R	W	52 - 9
LSU	ABC	R	W	33 - 17

† Alamo Bowl, San Antonio, Texas

1993 (8-2)

vs. Notre Dame†	NBC	N	L	21 - 24
Texas	ESPN	N	W	18 - 9
at TCU	Raycom	R	W	59 - 3
Louisville	ESPN	N	W	42 - 7
at Baylor	Raycom	R	W	34 - 17
Houston	Raycom	R	W	34 - 10
at Texas Tech	ABC	R	W	31 - 6
Missouri	Raycom	R	W	73 - 0
at Oklahoma	ABC	R	L	14 - 44
LSU	ABC	R	W	24 - 0

† Cotton Bowl, Arlington, Texas

1992 (8-1)

vs. Notre Dame†	NBC	N	L	3 - 28
at Texas	ESPN	N	W	34 - 13
TCU	ABC	R	W	37 - 10
at Houston	ESPN	N	W	38 - 30
Louisville	ABC	R	W	40 - 18
Baylor	ABC	R	W	19 - 13
Texas Tech	Raycom	R	W	19 - 17
at LSU	ABC	R	W	31 - 22
vs. Stanford^	Raycom	N	W	10 - 7

† Cotton Bowl, Arlington, Texas

^ Pigskin Classic, Anaheim, Calif.

1991 (6-2)

vs. Florida State†	CBS	N	L	2 - 10
Texas	ESPN	N	W	31 - 14
Arkansas	ESPN	N	W	13 - 3
at TCU	ESPN	N	W	44 - 7
at Baylor	ABC	R	W	34 - 12
at Texas Tech	Raycom	R	W	37 - 14
at Tulsa	Raycom	R	L	34 - 35
LSU	Raycom	R	W	45 - 7

† Cotton Bowl, Arlington, Texas

1990 (3-1)					
vs. BYU†	ESPN	N	W	65	14
at Texas	CBS	N	L	27	28
TCU	Raycom	R	W	56	10
at Hawai'i	ESPN	N	W	28	13

† Holiday Bowl, San Diego, Calif.

1989 (2-4)					
vs. Pittsburgh†	CBS	N	L	28	31
Texas	ESPN	N	W	21	10
Arkansas	CBS	N	L	22	23
at Texas Tech	Raycom	R	L	24	28
at Washington	ABC	R	L	6	19
LSU	ESPN	N	W	28	16

† John Hancock Bowl, El Paso, Texas.

1988 (2-2)					
Alabama	ESPN	N	L	10	30
at Texas	ESPN	N	W	28	24
TCU	Raycom	R	W	18	0
vs. Nebraska†	Raycom	N	L	14	23

† Kickoff Classic, East Rutherford, N.J.

1987 (5-2)					
vs. Notre Dame†	CBS	N	W	35	10
Texas	ESPN	N	W	20	13
at TCU	Raycom	R	W	42	24
at Baylor	Raycom	R	W	34	10
at Texas Tech	Raycom	R	L	21	27
Washington	ESPN	N	W	29	12
LSU	ESPN	N	L	3	17

† Cotton Bowl, Dallas.

1986 (4-3)					
vs. Ohio State†	CBS	N	L	12	28
at Texas	ESPN	N	W	16	3
TCU	Raycom	R	W	74	10
at Arkansas (Little Rock)	ABC	R	L	10	14
Baylor	ABC	R	W	31	30
at Houston	Raycom	R	W	19	7
at LSU	ESPN	N	L	17	35

† Cotton Bowl, Dallas.

1985 (4-1)					
vs. Auburn†	CBS	N	W	36	16
Texas	ESPN	N	W	42	10
Arkansas	ESPN	N	W	10	6
SMU	ESPN	N	W	19	17
at Alabama (Birmingham)	ESPN	N	L	10	23

† Cotton Bowl, Dallas.

1984 (4-2)					
at Texas	ESPN	N	W	37	12
at Arkansas	Raycom	R	L	0	28
Texas Tech	Raycom	R	L	12	30
Arkansas St.	Gaylord	R	W	22	21
Iowa State	Gaylord	R	W	38	17
Texas-El Paso	Gaylord	R	W	20	17

1983 (0-2-1)					
Texas	ABC	N	L	13	45
at Baylor	WTBS	N	T	13	13
Oklahoma State	CBS	N	L	15	34

1982 (0-3)					
at SMU	CBS	N	L	9	47
Texas Tech	CBS	R	L	15	24
Boston College	ABC	N	L	16	38

1981 (1-1)					
vs. Oklahoma State†	Mizlou	N	W	33	16
Arkansas	ABC	R	L	7	10

† Independence Bowl, Shreveport, La.

1980 (0-1)					
at SMU	ABC	R	L	0	27

1979 (1-0)					
SMU	ABC	R	W	47	14

1978 (2-2)					
vs. Iowa State†	Mizlou	N	W	28	12
at Texas	ABC	N	L	7	22
at Arkansas (Little Rock)	ABC	R	L	7	26
at SMU	ABC	R	W	20	17

† Hall of Fame Bowl, Birmingham, Ala.

1977 (1-2)					
vs. USC†	Mizlou	N	L	28	47
Houston	ABC	R	W	27	7
at Michigan	ABC	N	L	3	41

† Bluebonnet Bowl, Houston.

1976 (4-0)					
vs. Florida†	CBS	N	W	37	14
at Texas	ABC	R	W	27	3
at Arkansas	ABC	N	W	31	10
at SMU	ABC	R	W	36	0

† Sun Bowl, El Paso, Texas.

1975 (2-2)					
vs. USC†	ABC	N	L	0	20
Arkansas	ABC	N	L	6	31
Texas	ABC	R	W	20	10
at Illinois	ABC	R	W	43	13

† Liberty Bowl, Memphis, Tenn.

1974 (1-1)					
at Texas	ABC	R	L	3	32
at Texas Tech	ABC	R	W	28	7

1972 (0-1)					
at Texas	ABC	N	L	3	38

1969 (0-1)					
Arkansas	ABC	R	L	13	35

1968 (0-1)					
at Texas	ABC	N	L	14	35

1967 (1-1)					
vs. Alabama†	CBS	N	W	20	16
SMU	CBS	N	L	17	20

† Cotton Bowl, Dallas.

1964 (0-1)					
at Texas		R	L	7	26

1963 (0-1)					
Texas	CBS	N	L	13	15

1962 (0-1)					
at Texas	CBS	N	L	3	13

1961 (0-1)					
Texas	ABC	N	L	0	25

1960 (0-1)					
at Texas	ABC	N	L	14	21

1959 (0-1)					
Arkansas		R	L	7	12

1958 (0-1)					
at Texas	ABC	N	L	0	27

1957 (1-2)					
vs. Tennessee†	CBS	N	L	0	3
vs. Maryland (Dallas)	NBC	N	W	21	13
Texas		R	L	7	9

† Gator Bowl, Jacksonville, Fla.

1956 (1-0)					
at Arkansas		R	W	27	0

1955 (0-1)					
Texas	NBC	N	L	6	21

1952 (0-1)					
at Texas		R	L	12	32



A&M'S RECORD BY NETWORK						
	APPS	OVERALL	HOME	AWAY	NEUTRAL	BOWLS
ABC	94	37-57	22-23	13-30	1-5	0-2
national	34	7-27	4-9	2-14	1-4	—
regional	60	30-30	18-14	11-16	0-1	—
ESPN	41	24-17	11-4	9-8	4-5	4-4
ESPN2	5	2-3	0-1	1-0	1-2	0-1
FCS	2	0-2	—	0-2	—	—
FSN	42	27-15	15-5	12-10	—	—
national	24	14-10	9-3	5-7	—	—
regional	18	13-5	6-2	7-3	—	—
Versus	3	3-0	2-0	1-0	—	—
CBS	17	4-13	0-5	0-3	4-5	4-5
national	16	4-12	0-4	0-3	4-5	—
regional	1	0-1	0-1	—	—	—
FCS	1	1-0	—	0-1	—	—
FOX	2	0-2	—	—	0-2	0-2
FX	4	3-1	2-1	1-0	—	—
NBC	5	1-4	0-1	0-1	1-2	0-2
TBS	4	2-1-1	2-1	0-0-1	—	—
Raycom	21	15-6	8-1	6-4	1-1	—
national	2	1-1	—	—	1-1	—
regional	19	14-5	8-1	6-4	0-0	—
Mizlou	3	2-1	—	—	2-1	2-1
Gaylord	3	3-0	3-0	—	—	—
	252	125-126-1	65-44	46-59-1	14-23	10-17
		(.498)	(.596)	(.439)	(.378)	(.370)

HISTORY

ALL-TIME HEAD COACHES

YEARS	COACH (ES)	TENURE	OVERALL				CONFERENCE			
			W	L	T	PCT.	W	L	T	PCT.
1894	F.D. Perkins	1	1	1	0	.500	-	-	-	-
1896	A.M. Soule / H.W. South	1	2	0	1	.833	-	-	-	-
1897	C.W. Taylor	1	1	2	0	.333	-	-	-	-
1898	H.W. Williams	1	4	2	0	.667	-	-	-	-
1899-1901	W.A. Murray	3	7	8	1	.469	-	-	-	-
1902-1904	J.E. Platt	3	18	5	1	.771	-	-	-	-
1905-1906	W.E. Bachman	2	13	3	0	.813	-	-	-	-
1907	L.L. Larson	1	6	1	1	.813	-	-	-	-
1908	N.A. Merriam	1	3	5	0	.375	-	-	-	-
1909-1941	Charles B. Moran	6	38	8	4	.800	-	-	-	-
1915-1916	E.H. Harian	2	12	5	0	.706	3	2	0	.600
1917-1928	D.X. Bible	11	72	19	8	.768	28	15	7	.630
1918	D.V. Graves	1	6	1	0	.857	1	1	0	.500
1929-1933	Madison Bell	5	24	21	3	.531	8	14	3	.380
1934-1947	Homer Norton	14	82	53	9	.601	42	35	6	.542
1948-1950	Harry Stiteler	3	8	21	2	.274	3	13	2	.222
1951-1953	Raymond George	3	12	14	4	.467	3	12	3	.250
1954-1957	Paul "Bear" Bryant	4	25	14	2	.622	14	9	1	.604
1958-1961	Jim Myers	4	12	24	4	.333	5	18	3	.250
1962-1964	Hank Foldberg	3	6	23	1	.217	5	15	1	.262
1965-1971	Gene Stallings	7	27	45	1	.377	19	30	0	.388
1972-1978	Emory Bellard	6	48	27	0	.640	29	18	0	.617
1978-1981	Tom Wilson	3	21	19	0	.525	14	15	0	.483
1982-1988	Jackie Sherrill	7	52	28	1	.648	36	17	1	.676
1989-2002	R.C. Slocum	14	123	47	2	.721	78	28	2	.731
2003-2007	Dennis Franchione	5	32	28	0	.533	19	21	0	.475
2007 (interim)	Gary Darnell	-	0	1	0	0.00	-	-	-	-
2008-2011	Mike Sherman	4	25	25	0	.500	15	18	0	.454
2011 (interim)	Tim DeRuyter	-	1	0	0	1.00	-	-	-	-



HOMER NORTON's 1939 Aggies won the National Championship with a 14-13 win over Tulane in the Sugar Bowl.



PAUL "BEAR" BRYANT led Texas A&M to two Top 10 finishes and a SWC Championship.



EMORY BELLARD (right, with Curtis Dickey) posted three 10-win seasons and won a SWC Championship.

COACHING LEADERS

(by Winning Pct. – minimum four seasons)

COACH	SEASONS	RECORD	PCT.
Charles B. Moran	6	38-8-4	.800
D.X. Bible	11	72-19-9	.768
R.C. Slocum	14	123-47-2	.721
Jackie Sherrill	7	52-28-1	.648
Emory Bellard	6	48-27	.640
Paul "Bear" Bryant	4	25-14-2	.622
Homer Norton	14	82-53-9	.601
Dennis Franchione	5	32-28	.533
Madison Bell	5	24-21-3	.531

(by Victories)

COACH	SEASONS	WINS
R.C. Slocum	14	123
Homer Norton	14	82
D.X. Bible	11	72
Jackie Sherrill	7	52
Emory Bellard	6	48
Charles B. Moran	6	38
Dennis Franchione	5	32
Gene Stallings	7	27
Mike Sherman	4	25



JACKIE SHERRILL is holed off the field by Sammy O'Brient and Ray Childress after the 1984 win over Texas.

ALL-TIME ASSISTANT COACHES


NAME	YEARS	SEASONS
Amedee, Lynn	1985-87	3
ANDERSON, B.J.	2012	FIRST
Anderson, Frank	1920-24,'30,'45	7
Andrews, H.R.	1911	1
Ashenbeck, Harvey	1971	1
Avezzano, Joe	1985-88	4
Babers, Dino	2001-02	2
Bailey, Sam	1957	1
Bain, Ty	1961	1
Bartosh, Gil	1973	1
Bassett, Charlie	1927-28	2
Bennett, Phil	1980-82, 95-96	5
BEATY, DAVID	2012	FIRST
Bible, Dana X.	1916	1
Boyd, Bob	1985-88	4
Bradley, Doug	1958-59	2
Bradshaw, Charles	1970	1
Brown, Leonard	1962-64	3
Campbell, Dean	1975-77, 79-81	6
Claiborne, Jerry	1954-56	3
Clay, Bill	2006-07	1
Conley, Scott	1981	1
Cromwell, Nolan	2008-09	2
Culley, David	1991-93	3
Cure, Wayne	1947	1
Cutchin, Phil	1954-57	4
D'Alessandris, Joe	1994	1
Darnell, Gary	2006-07	2
Davie, Bob	1985-93	9
Davis, Greg	1979-84	6
Dawson, Dog	1949-50	2
DeBesse, Bob	2006-2007	2
Deloach, Gary	1981	1
DeRuyter, Tim	2010-11	2
DeWare, Jr., Charles	1937-42, 47-48	8
Dillingham, Dutch	1930-33	4
Dimmitt, Lil	1935-44	10
Doll, Kirk	1988-93, 2008-09	8
Dorr, Ray	1997-00	4
Dubose, Bill	1948-50	3
Duncan, Bill	1952-53	2
Edmondson, Heck	1918	1
Eggen, Stan	2003-07	5
Ellis, Tom	1960-61	2
Ensminger, Steve	1994-96	3
Ewall, Walter	1930	1
Faircloth, Dalton	1950-53	4
Faulkinberry Russ	1958-59	2
Faulkner, Harry	1939-40	2
Fobbs, Lee	2003-05	3
Foldberg, Hank	1951	1
Ford, Robert	1989-90	2
Frankie, Johnnie	1945-47	3
Gabrel, Pug	1971	1
George, Ray	1951	1
Graves, D.V.	1917-19	2
Grimes, J.B.	1998-02	5
Haffner, George	1979	1
Hallman, Curley	1982-87	6
Hankwitz, Mike	1997-02	6
Harlan, E.B.	1916	1
Hayes, Tom	1989-90	2
Helduser, Jim Bob	2003-07	5
Helms, Jake	1966-69	4
Helms, Jim	1982-90	9

NAME	YEARS	SEASONS
Higginbotham, R.G.	1930-32	3
Hoener, Pete	2000	1
Hohn, Caesar	1913	1
Hollingshead, Tam	1994-02	9
Holmes, Klepton	1929-32, 51	5
House, H.H.	1922-23	2
Hubbard, Cal	1933	1
Huggins, Lide	1966-69	4
Hughes, Travis	1960-61	2
Hurlbut, Jack	1965-71	7
Hurt, Ben	1972-74	3
Irvin, Barlow	1932-33, 48	3
James, Bill	1935-48	14
James, Pat	1954-57	4
Johnson, Dick	1962-64	3
Johnson, Bill	1992-99	8
Jones, Bill	1958-59	2
Jones, Pete	1944	1
Jordan, Randy	2008-11	4
Karow, Marty	1938-42, 45-46	7
Keith, Bobby Drake	1960-61	2
Keller, Jim	1968-71	4
Kines, Joe	2008-09	2
King, J.T.	1957	1
KINGSBURY, KLIFF	2012-	FIRST
Kirksey, Larry	2000	1
Koch, Botchey	1945-47	3
Koenning, Jr., Les	1994-96, 03-07	8
Kragthorpe, Steve	1997-00, (spring 2010)	4
Kubiak, Gary	1992-93	2
LaGrasta, Dan	1972-81	10
Lair, Matt	1959-60	2
Laslie, Carnie	1957	1
Lee, Swede	1972	1
Livingston, Lawrence	1998-99	2
Malone, Van	2006-09	4
Marks, Bobby	1969-71	3
Marshall, Steve	1997	1
Mattison, Greg	1989-91	3
MCKINNEY, CLARENCE	2012-	FIRST
McMillian, Charles	2008-11	4
McMurtry, Paul	1951-52	2
McNulty, J.C.	1909-11	3
McQuillan, Hub	1935-40	6
Michalske, Mike	1953	1
Michels, John	1958	1
Milus, Ron	1999	1
Moise, R.L.	1914	1
Moore, Bud	1965-70	6
Moser, Chuck	1974-75, 78	3
Napper, Charles	1979	1
Nguyen, Dat	2010-11	2
Nolan, Willis	1933	1
Norris, Rex	1972	1
O'Brien, Jack	1962-64	3
Owens, Jim	1954-56	3
Pardee, Jack	1965	1
Pearce, John	1989-91	3
Pettibone, Jerry	1982-84	3
Phillips, O.A. "Bum"	1957	1
Pickett, Tom	1947	1
Pierce, Johnny	1923-24	2
POLIAN, BRIAN	2012-	FIRST
Pope, Kenith	2003-07	5
Powell, Dee	1965-72	8

NAME	YEARS	SEASONS
PRICE, TERRY	2012-	FIRST
Pugh, George	1982-88	7
Pustejovsky, Ed	1981	1
Rader, Dick	1980-81	2
Randall, Craig	1962-64	3
Register, Paul	1972-88	17
Reid, John	1929-31	3
Robbins, Cooper	1952	1
Robertson, Melvin	1972-78	7
Rollins, J.W.	1935-42	8
Roper, Bobby	1982-84	3
Rossley, Tom	2008-11	4
Rothgeb, C.J.	1920-21, 25-26	4
Rucker, Ken	1994-97, 02	5
Ruel, Pat	1982-84	3
Schmidt, Neil	1962-64	3
Sikes, J.V.	1935-37	3
Sherman, Mike	1989-93, 95-96	7
Sherrod, Bud	1958-59	2
Shoemaker, Perron	1949-50	2
Slade, Larry	1994-98	5
Slocum, R.C.	1972-80, 82-88	15
Slocum, Shawn	1991-97, 00-02	10
Smith, Elmer	1954-71	18
Smith, Manning	1934-44	11
Smith, Melvin	2003-05	3
Smith, Ralph	1965-69	5
SNYDER, MARK	2012-	FIRST
Stanley, Bob	1973-81	9
Steinke, Gil	1949-53	5
Stiles, Jess	1979-81	3
Stiteler, Harry	1947	1
Sumlin, Kevin	2001-02	2
Taylor, Loyd	1965-69	5
Thurmond, Chris	2003-05	3
Tipps, Tom	1954-56	3
Thomas, Jack	1961	1
Todd, Dick	1949-50	2
Toledo, Bob	1989-93	5
Tommerdahl, Mark	2003-07	5
Torbush, Carl	2003-05	3
Toth, Nick	2010-11	2
Tuberville, Tommy	1994	1
Turner, Jim	2008-11	4
Turner, Ron	1988	1
Unbehagen, Ted	1980	1
Utay, Joe	1913	1
Van Zandt, Lance	1971	1
Wahlberg, Joe	1962-64	3
WALLERSTEDT, MATT	2012	FIRST
Walters, Trent	1991-93	3
Walters, Troy	2010-11	2
Watson, Don	1965-69	5
Weddell, Alan	1998-02	5
Welch, Barney	1970-71	2
Wigginton, Donnie	1972-77	6
Williams, Terrell	2010-11	2
Willis, Nick	1936	1
Wilson, Tom	1975-78	4
Wyatt, Buddy	2000-02, 2008-09	6
YATES, MARCEL	2012	FIRST
Young, John Paul	1970-77	8
Zapalac, Willie	1953-60	8

current assistants highlighted

ALL AMERICANS



Randy
BULLOCK

NAME	YEARS	SEASONS
2011	Randy Bullock	PK
2009, 10	Von Miller	DL/LB
1999	Jason Webster	DB
1998-99	Shane Lechler	P
1998	Dat Nguyen	LB
1996	Keith Mitchell	LB
1995	Ray Mickens	DB
1995	Brandon Mitchell	DE
1994-95	Leeland McElroy	RB / KR
1994	Antonio Armstrong	LB
1993	Sam Adams	DE
1993	Aaron Glenn	DE
1992	Patrick Bates	FS
1992	Marcus Buckley	LB

NAME	YEARS	SEASONS
1991	Kevin Smith	CB
1990	Mike Arthur	OC
1988-90	Darren Lewis	RB
1987	JohnRoper	LB
1985, 86	Johnny Holland	LB
1983, 84	Ray Childress	DT
1978, 79	Jacob Green	DE
1976, 78	Tony Franklin	PK
1976	Robert Jackson	LB
1976	Lester Hayes	FS
1975	Ed Simonini	LB
1975	Garth Ten Naple	LB
1974-75	Pat Thomas	CB
1970	Dave Elmendorf	FS

NAME	YEARS	SEASONS
1968	Rolf Krueger	OT
1968	Tommy Maxwell	FS
1968	Steve O'Neal	P
1967-68	Bill Hobbs	LB
1966	Maurice Moorman	OT
1957	John David Crow	RB
1956-57	Charlie Krueger	OT
1956	Dennis Goehring	OG
1956	Jack Pardee	FB
1951-52	Jack Little	FB
1950	Bob Smith	RB
1940	Marshall Robnett	OG
1939-40	John Kimbrough	RB
1939	Joe Boyd	OT
1936, 37	Joe Rutt	OG

ALL-CONFERENCE HONOREES

SOUTHWEST CONFERENCE

1915	John Garrity, E N.M. Braumiller, G
1916	Newt Settegast, T Jim Crow, T
1917	Tim Griesenbeck, E Ox Ford, T E.S. Wilson, G Rip Collins, B Jack Mahan, B
1918	No selections from A&M
1919	E.S. Wilson, G W.E. Murrah, G C.R. Drake, T R.G. Higginbotham, HB Jack Mahan, F Scott Alexander, E
1920	W.E. Murrah, E C.R. Drake, T R.G. Higginbotham, HB Jack Mahan, F T.F. Wilson, E
1921	Sam Sanders, B T.F. Wilson, E W.E. Murrah, G
1922	W.D. Johnson, G T.F. Wilson, E
1923	A.J. Evans, E W.D. Johnson, G
1924	W.W. Wilson, B Neeley Allison, E
1925	Joel Hunt, HB L.G. Dietrich, T W.M. Dansby, G Barlow Irvin, T

1926	W.W. Wilson, B Joel Hunt, HB L.G. Dietrich, T J.A. Tektorik, G J.B. Sikes, E C.D. Watts, C
1927	Joel Hunt, QB J.V. Sikes, E J.G. Holmes, G A.C. Sprott, T E.E. Fegari, G W.S. Lister, T
1928	Z.W. Bartlett, C H.E. Burgess, F S.J. Petty, E
1929	Tommy Mills, QB Charlie Richter, G
1930	Adrian Tracey, E
1931	Carl Moulden, G Cliff Domingue, QB Charlie Malone, E
1932	Willis Nolan, C Charley Cummings, T
1933	Ted Spencer, F Ray Murray, E W.T. Jordan, T
1934	John Crow, G
1936	Joe Rutt, G Charles DeWare, C Roy Young, T
1937	Joe Rutt, G Roy Young, T Dick Todd, HB Virgil Jones, G
1938	Dick Todd, HB

1939	Joe Boyd, T John Kimbrough, F Marshall Robnett, G Herb Smith, E Jim Thomason, HB
1940	James Sterling, E John Kimbrough, F Marshall Robnett, G Jim Thomason, HB Ernie Pannell, T
1941	Derace Moser, RB James Sterling, E Bill Sibley, C Martin Ruby, T
1942	Bill Henderson, E Felix Bucek, G Cullen Rogers, B Leo Daniels, B
1943	Marian Flanagan, B M.E. Settegast, E Goble Bryant, T Jim Hallmark, B
1944	Monty Moncrief, T Clarence Howell, E Paul Yates, F
1945	Monty Moncrief, G Grant Darnell, G Preston Smith, HB Bob Goode, HB
1946	Monty Moncrief, T
1947	Jim Winkler, T
1948	Jim Winkler, T Bob Goode, HB Odell Stautzenberger, G Andy Hillhouse, E

1949	Bob Smith, F
1950	Bob Smith, F Max Greiner, T Andy Hillhouse, E Carl Molberg, G
1951	Jack Little, T Glenn Lippmann, B Hugh Meyer, C Yale Lary, B Billy Tidwell, B
1952	Jack Little, T Ray Graves, QB Joe Boring, S
1953	Don Ellis, QB
1954	Elwood Kettler, QB Bennie Sinclair, E
1955	Gene Stallings, E Dennis Goehring, G
1956	Jack Pardee, F Lloyd Hale, C Dennis Goehring, G John David Crow, HB John Tracey, E Charlie Krueger, T Roddy Osborne, QB
1957	John David Crow, HB Charles Krueger, T Bobby Marks, E
1958	Charles Milstead, QB John Tracey, E
1959	No selections from A&M
1960	Sam Byer, F
1961	Jerry Hopkins, C
1962	Jerry Hopkins, C

1963	Ronney Moore, G
1964	Ray Gene Hinze, OT Mike Pittman, DHB
1965	Ken (Dude) McLean, OE Joe Wellborn, LB
1966	Maurice Moorman, OT Gary Kovar, OG Wendell Houseley, OHB
1967	Edd Hargett, QB Bob Long, OE Tommy Maxwell, S Rolf Krueger, DT Bill Hobbs, LB Grady Allen, DE Larry Stegent, OHB Steve O'Neal, P Dan Schneider, OT
1968	Edd Hargett, QB Steve O'Neal, P Rolf Krueger, DT Bill Hobbs, LB Mike DeNiro, DE
1969	Larry Stegent, TB Lynn Odom, DG Dave Elmendorf, S Mike DeNiro, DE Ross Brupbacher, E
1970	Homer May, E Dave Elmendorf, S
1971	Leonard Forey, G David Hoot, S Boice Best, DT Grady Hoermann, LB Buster Callaway, T Mark Green, HB
1972	Grady Hoermann, LB Boice Best, DT

- Robert Murski, CB
Ed Simonini, LB
-
- 1973 Ed Simonini, LB
Don Long, DE
Skip Walker, HB
-
- 1974 Pat Thomas, CB
Ed Simonini, LB
Tim Gray, CB
Warren Trahan, DT
Bubba Bean, OHB
Randy Haddox, PLK
Glenn Bujnoch, OT
Garth TenNapel, LB
Mark Stanley, P
-
- 1975 Ed Simonini, LB
Pat Thomas, CB
Garth TenNapel, LB
Bubba Bean, HB
Edgar Fields, DT
Blake Schwarz, DE
Jimmy Dean,
DT
- Jackie Williams, S
Lester Hayes, S
Richard Osborne, TE
Glenn Bujnoch, OT
Tank Marshall, DE
Bruce Welch, OG
Robert Jackson, LB
-
- 1976 Jimmy Dean, DT
Edgar Fields, DT
Tony Franklin, K
Gary Haack, TE
Lester Hayes, S
Robert Jackson, LB
Tank Marshall, DE
Frank Myers, T
Dennis Swilley, G
George Woodard, F
-
- 1977 Mark Dennard, C
Frank Myers, OT
Cody Risien, OT
Carl Grulich, S
-
- 1978 Curtis Dickey, TB
Tony Franklin, K
Jacob Green, DE
Russell Mikeska, TE
Cody Risien, OT
-
- 1979 Jacob Green, DE
Gerald Carter, SE
Ed Pustejovsky, OG
-
- 1980 No selections from A&M
-
- 1981 No selections from A&M
-
- 1982 Domingo Bryant, DB
David Hardy, K
-
- 1983 Rich Siler, TE
Ray Childress, DE / T
-
- 1984 Ray Childress, DE / T
-
- 1985 Johnny Holland, LB
Doug Williams, OT
Kevin Murray, QB

- Domingo Bryant, DB
Anthony Toney, F
Jeff Nelson, FLK
Rod Saddler, DE
Randy Dausin, OG
-
- 1986 Kevin Murray, QB
Rod Bernstine, TE
Johnny Holland, LB
Roger Vick, F
Keith Woodside, HB
Scott Slater, K
Jay Muller, DE
Kip Corrington, DB
Louis Cheek, OT
Terrance Brooks, DB
-
- 1987 Rod Harris, split end
Louis Cheek, OT
Matt Wilson, C
Scott Slater, K
Sammy O'Brien, DG
John Roper, LB
Kip Corrington, FS
-
- 1988 Darren Lewis, RB
Jerry Fontenot, G
Matt McCall, T
John Roper, LB
Aaron Wallace, LB
Mickey Washington, CB
-
- 1989 Mike Jones, TE
Kevin Smith, DB
William Thomas, LB
Aaron Wallace, LB
Richmond Webb, OT
-
- 1990 Darren Lewis, RB
Mike Arthur, C
Matt McCall, OT
William Thomas, LB
Kevin Smith, CB
-
- 1991 Kevin Smith, CB
Bucky Richardson, QB
Quentin Coryatt, LB
Greg Hill, RB
Keith Alex, OT
Marcus Buckley, LB
John Ellisor, OT
Patrick Bates, FS
-
- 1992 Marcus Buckley, LB
John Ellisor, G
David Davis, P
Patrick Bates, FS
Greg Schorp, TE
Aaron Glenn, CB
Chris Dausin, C
Terry Venetoulis, PLK
Greg Hill, RB
Sam Adams, DE
-
- 1993 Sam Adams, DE
Jason Atkinson, LB
Calvin Collins, OG
Chris Dausin, C
Eric England, DE
Aaron Glenn, CB
Tyler Harrison, OG
Greg Hill, RB

- Jason Mathews, OT
Leeland McElroy, KR
Ray Mickens, CB
Greg Schorp, TE
Antonio Shorter, LB
Lance Teichelman, NG
Rodney Thomas, RB
Dexter Wesley, OT
-
- 1994 Antonio Armstrong, LB
Calvin Collins, OL
Leeland McElroy, KR
Ray Mickens, CB
Brandon Mitchell, DL
Rodney Thomas, RB
-
- 1995 Reggie Brown, LB
Albert Connell, WR
Hunter Goodwin, OL
Donovan Greer, CB
Leeland McElroy, RB / KR
Ray Mickens, CB
Brandon Mitchell, DL
Keith Mitchell, LB

**BIG 12
CONFERENCE**

- 1996 (1) Calvin Collins, OL
(1) Brandon Mitchell, DL
(2) Albert Connell, WR
(2) Keith Mitchell, DL/LB
(2) Dat Nguyen, ILB
-
- 1997 (1) Dat Nguyen, LB
(1) Shane Lechler, P

- (2) Steve McKinney, OL
(2) Dante Hall, KR
(3) Kyle Bryant, K
-
- 1998 (1) Dat Nguyen, LB
(1) Shane Lechler, P
(3) Rex Tucker, OL
(3) Rich Coady, DB
(3) Warrick Holdman, LB
-
- 1999 (1) Shane Lechler, P
(2) Seimisi Heimuli, OL
(2) Jason Webster, DB
-
- 2000 (1) Robert Ferguson, WR
(1) Seth McKinney, OL
(1) Jason Glenn, DL/LB
(2) Ja'Mar Toombs, RB
(3) Terence Kitchens, K
-
- 2001 (1) Sammy Davis, DB
(1) Seth McKinney, OL
(3) Terrence Kiel, DB
-
- 2002 (2) Taylor Whitley, OL
(2) Greg Porter, TE
(2) Ty Warren, DE/LB
(3) Bethel Johnson, WR
-
- 2003 (2) Terrence Murphy, WR
(3) Courtney Lewis, RB
(3) Geoff Hangartner, OL
-
- 2004 (1) Terrence Murphy, WR
(1) Mike Montgomery, DL
(2) Reggie McNeal, QB
(2) Todd Pegram, K
(2) Byron Jones, DB


- 2005 (2) Justin Warren, LB
(2) Todd Pegram, K
-
- 2006 (1) Melvin Bullitt, DB
(2) Martellus Bennett, TE
(2) Jorvorskie Lane, RB
(2) Chris Alexander, WR
(2) Cody Wallace, OL
-
- 2007 (1) Cody Wallace, OL
(2) Chris Alexander, FB
(2) Chris Harrington, DL
(2) Misi Tupe, LB
(2) Justin Brantly, P
-
- 2008 (1) Justin Brantly, P
(2) Jorvorskie Lane, FB
-
- 2009 (1) Von Miller, DL
(2) Jerrod Johnson, QB
(2) Jamie McCoy, FB
(2) Lee Grimes, OL
(2) Trent Hunter, DB
-
- 2010 (1) Jeff Fuller, WR
(1) Von Miller, DL
(2) Matt Allen, OL
(2) Coryell Judie, DB
-
- 2011 (1) Randy Bullock, PK
(1) Luke Joeckel, OL
(1) Sean Porter, LB
(2) Cyrus Gray, RB
(2) Ryan Swope, WR
(2) Tony Jerod-Eddie, DE



Cyrus
GRAY



Sean
PORTER



BIG 12 AWARD WINNERS

DEFENSIVE PLAYER OF THE YEAR

Dat Nguyen, LB..... 1998

OFFENSIVE FRESHMAN OF THE YEAR

Christine Michael, RB..... 2009

OFFENSIVE NEWCOMER OF THE YEAR

Robert Ferguson, WR..... 2000

DEFENSIVE NEWCOMER OF THE YEAR

Misi Tupe, LB..... 2006

OFFENSIVE LINEMAN OF THE YEAR

Cody Wallace..... 2007

10TH ANNIVERSARY TEAM

Seth McKinney OL
Dat Nguyen LB
Shane Lechler P

PLAYER OF THE WEEK

Offensive


Christine Michael 10/03/11
Cyrus Gray, RB 11/29/10
Stephen McGee, QB 10/22/07
Stephen McGee, QB 10/09/06
Reggie McNeal, QB 09/19/05
Reggie McNeal, QB 10/18/04
Reggie McNeal, QB 11/09/02
Dustin Long, QB (co) 10/05/02
Brannston Stewart, QB 11/03/97



Stephen
McGEE

Defensive

Tony Jerod-Eddie 09/06/11
Von Miller, LB/DE 11/29/10
Michael Hodges, LB 11/22/10
Von Miller, LB/DE 11/15/10
Michael Hodges, LB 11/08/10
Trent Hunter, DB 09/29/08
Mark Dodge, LB 11/27/06
Erik Mayes, CB 09/20/04
Ty Warren, DE (co) 09/21/02
Brian Gamble, LB 10/14/00
Jason Webster, CB 09/27/99
Dat Nguyen, LB 11/16/98
Warrick Holdman, LB 10/12/98
Dat Nguyen, LB 10/05/98
Dat Nguyen, LB 12/01/97



Dat
NGUYEN

Special Teams

Dustin Harris, CB 10/10/11
Dustin Harris, PR 11/21/11
Coryell Judie, KR 11/08/10
Coryell Judie, KR 11/15/10
Cyrus Gray, KR 11/09/09
Cyrus Gray, KR 11/10/08
Todd Pegram, K 10/25/04
Terence Kitchens, K 09/06/99
Chris Taylor, WR 11/02/98
Shane Lechler, P 10/26/98
Shane Lechler, P 12/01/97
Dante Hall, RB 09/22/97



Dustin
HARRIS

VARIOUS FOOTBALL HONORS

HEISMAN TROPHY

NAME	POS	YEAR
John David Crow	RB	1957

LOMBARDI AWARD

NAME	POS	YEAR
Dat Nguyen	LB	1998

BUTKUS AWARD

NAME	POS	YEAR
Von Miller	LB/DE	2010

LOU GROZA AWARD

NAME	POS	YEAR
Randy Bullock	PK	2011

NFL HALL OF FAME

NAME	YEARS	ELECTED
Yale Lary	1949-51	1979

NATIONAL FOOTBALL FOUNDATION HALL OF FAME

Players

NAME	POS.	YEARS	ELECT
John Kimbrough	Fullback	1939-40	1954
Joe Routh	Guard	1935-37	1962
Joel Hunt	Halfback	1925-27	1967
Joe Utay	Halfback	1905-07	1974
John David Crow	Halfback	1955-57	1976
Charlie Krueger	Tackle	1955-57	1983
Jack Pardee	Fullback	1954-56	1986
Dave Elmendorf	Def. Back	1971-79	1996
Ray Childress	Def. Line	1981-84	2010

Coaches

NAME	YEARS	ELECT
Dana X. Bible	1917; 1919-28	1951
Madison Bell	1929-33	1955
Homer Norton	1934-46	1971
Paul "Bear" Bryant	1954-57	1986
Gene Stallings	1965-71	2010

TEXAS SPORTS HALL OF FAME

NAME	POS.	YEARS	ELECT
Joe Routh	player	1935-37	1952
John Kimbrough	player	1938-40	1958
Joel Hunt	player	1925-27	1958
Dana X. Bible	coach	1917; 19-28	1959
Madison Bell	coach	1929-33	1960
Homer Norton	coach	1934-46	1968
Dick Todd	player	1936-38	1968
Bill Henderson	player	1940-42	1974
J.V. "Siki" Sikes	player	1925-27	1977
John David Crow	player	1955-57	1982
Joe Utay	player	1905-07	1984
Gen. Bob Neyland	player	1915	1985

NAME	POS.	YEARS	ELECT
Field Scovell	player	1928	1985
Charles H. Moser	asst. coach	1974-80	1986
Jack Pardee	player	1954-56	1987
Ken Hall	player	1955-56	1994
Yale Lary	player	1948-51	1994
Emory Bellard	coach	1972-78	1995
Gene Stallings	player/coach	1954-56; 65-71	1996
O.A. "Bum" Phillips	asst. coach	1954-57	1999
Bobby Joe Conrad	player	1955-57	2003
R.C. Slocum	coach	1989-2002	2005
Ray Childress	player	1981-84	2008

ACADEMIC HONORS

ACADEMIC ALL-AMERICANS

Jack Pardee	1956
Steve Luebbehusen	1971
Kevin Monk	1976, 1977
Kip Corrington	1985, 1986, 1987
Seth McKinney	2001
Michael Hodges.....	2010

ACADEMIC ALL-CONFERENCE

(information unavailable prior to 1987 season)

Southwest Conference

1987	Kip Corrington	DB
	Basil Jackson	LB
	Craig Stump	QB
1988	Bill Cavanaugh	OL
	Lance Pavlas	QB
	Scott Slater	PK
1989	Lance Pavlas	QB
1990	Lance Pavlas	QB
	Greg Lakin	OL
1991	Greg Lakin	OL
1992	Kyle Maxfield	DB
1993	Kyle Maxfield	DB
1994	Gene Lowery	WR
	Kyle Maxfield	DB
	Tim Vordenbaumen	OL
1995	Dennis Allen	DB
	Stormy Case	QB

Big 12 Conference

1996	Brandon Jennings	DB
	Jason Webster	DB
	Christopher Thierry	LB
	James Vincent	P
1997	Chris Cole	WR
	Ronald Patton	DB
	Chris Thierry	LB
1998	Greg Knutson*	TE
	Seth McKinney*	OL
	Evan Perroni*	DL
	Christian Rodriguez	LB
1999	Seth McKinney	OL
	Evan Perroni	DL
	Christian Rodriguez	LB
2000	Andre Brooks*	OL
	Sammy Davis	DB
	Michael de la Torre	TE
	Maurice Harris	RB
	Seth McKinney	OL
	Evan Perroni	DL
	Christian Rodriguez	LB



Michael HODGES

Taylor Whitley	OL
Cornelius Anthony	LB
Jarrod Penright	LB
Ty Warren	DL

2001	Jay Brooks	DB
	Michael de la Torre	TE
	Mark Farris	QB
	Seth McKinney	OL
	Evan Perroni	DL
	Christian Rodriguez	LB
	Taylor Whitley	OL
	Chance Pearce	SNP
	Cody Scates	P/PK

2002	John Kirk	OL
	Tyre Post	RB
	Taylor Whitley	OL
	Matt Douglas	DB
	Blake Kendrick	LB
	John Pierson	PK
	Scott Stickane	LB
	Jaxson Appel	DB
	Thomas Carriger	TE
	Haven Massey	TE
	Tim Philbeck	WR
	Jesse Woods	WR
	Nick Losada*	DL
	Terrence Murphy*	WR
	Anthony Squillante*	DB
	David Ross*	DL

2003	John Kirk	OL
	Don Muhlbach	SNP
	Scott Stickane	LB
	Keith Joseph	RB
	Anthony Squillante	DB
	Frederick Woods	LB
	Todd Pegram	PK
	Chad Schroeder	WR
	Taylor Schuster	OL
	John Ray*	DB

2004	Dominique Steamer	DL
	Ryan White	TE
	Chris Yoder	OL
	David Anderson*	DB
	Chris Harrington*	DL
	Blake Kendrick*	LB
	Terrence Murphy*	WR
	Todd Pegram*	PK
	Chad Schroeder*	WR

2005	Ty Branyon	QB
	Jay Doerfler	PK
	Stephen McGee	QB
	Layne Neumann	PK
	John Ray	DB
	David Anderson*	RB
	John David Nicholson*	OL
	Chad Schroeder*	WR
	Cody Wallace*	OL

2006	Greg Boothe	RB
	Nathan Haile	LB
	Matt LaFon	DB
	Jordan Peterson	DB
	Cody Wallace	OL
	Stephen McGee*	QB
	Chad Schroeder*	WR

2007	David Latham	DB
	Stephen McGee	QB
	Jordan Peterson	DB
	Cody Wallace	OL
	Andrew Key*	TE
	Chris Yoder*	OL

2008	Justin Brantly	P
	Stephen McGee	QB
	Ryan Tannehill	WR
	Travis Schneider*	OL

2009	Ryan O'Bryant	FB
	Michael Shumard	OL
	Cole Graybill	FB
	Jordan Peterson	DB
	Ryan Tannehill	QB/WR
	Trent Hunter*	DB
	Matt Allen*	OL
	Derek Dumas*	LB
	Bradley Stephens*	RB
	Jeff Wood*	QB

2010	Cody Beyer	WR
	Ben Bredthauer	DS
	Blane Cheatham	DB
	Evan Eike	OL
	Ryan Epperson	P
	Michael Hodges	LB
	Roger Holland	OL
	Ryan Tannehill	QB/WR
	Steven Terrell	DB
	Anthony Vela	RB
	Randy Bullock*	PK
	Michael Ebbitt*	DL
	Michael Lamothe*	TE
	Spencer Nealy*	DE
	Hutson Prioleau*	TE
	Derrick Stephens*	LB
	Nick Trice*	WR
	Cody Williams*	DL

2011	Ben Bredthauer	SN
	Randy Bullock*	PK
	Steve Campbell*	DB
	Blane Cheatham	DB
	Tommy Dorman	TE
	Evan Eike	OL
	Ryan Epperson	P
	Trent Hunter*	DB
	Toney Hurd Jr.*	DB
	Michael Lamothe*	TE
	Jacob Russell	LB
	Jonathan Stewart*	LB
	Ryan Tannehill	QB
	Steven Terrell	DB
	Michael Walker	WR
	Allen Woodum*	OL

* indicates 2nd team

ALL-TIME LETTERWINNERS

A

Abbey, Dan R.	1929, 30
Abbott, John A.	1939
Abraham, Arthur A.	1944, 45
Adair, Chad	1986, 87
Adamek, Jody	1990
Adame, David	2010
Adamek, Leslie (Trainer)	2010
Adami, Buster	1967, 68, 69
Adams, Brent (Manager)	1987, 88
Adams, Darrell	1979, 80, 81, 82
Adams, Jimmy	1967, 68, 69
Adams, Jorrie	2004
Adams, Kent	1980, 81
Adams, Ross (Trainer)	2009
Adams, Sam	1991, 92, 93
Adams, Will	2005
Aday, Temple	1978, 79, 80, 81
Albright, Christine (Trainer)	2001
Aldrich, Chad (Manager)	2002
Alex, Keith	1988, 89, 90, 91
Alexander, Al (Manager)	1974
Alexander, Brandon	2011
Alexander, Chris	2004, 05, 06, 07
Alexander, Scott	1917, 18, 19
Allen, Corey	1986
Allen, Dennis	1992, 93, 94, 95
Allen, Grady L.	1965, 66, 67
Allen, Matt	2009, 10
Allison, Bill	1984
Allison, J. Neely	1923, 24
Almaraz, Matt	2008
Alsbrook, O.D.	1927, 28, 29
Altgelt, George A.	1910, 11
Amedeo, Kid	1996
Anderson, David	2006
Anderson, Gary Lee	1950
Anderson, George D.	1917
Anderson, Gerald R. (Manager)	1953
Anderson, Luke	1999
Anderson, Percy J.	1947
Andricks, Dennis B.	1941
Andrus, Jason	1992, 94, 95
Angermiller, Roy L.	1959
Anglin, M.H.	1920
Anthony, Cornelius	1997, 98, 99, 2000
Anthony, Shane	1993
Appel, Jaxson	2002, 03, 04, 05
Appleby, David	1976, 77, 78, 79
Armbrister, Gary	1969
Armstrong, Adger	1975, 76, 77, 78
Armstrong, Antonio	1991, 92, 93, 94
Armstrong, Coy (Manager)	1990, 91, 92
Arndt, Charles	1973, 74, 75
Arnold, D.C.	1926
Arnold, W.J.	1913
Arterburn, Aaron	2009, 10
Arthur, Mike	1987, 88, 89, 90
Arthur, Tom	1983, 84
Asberry, Wayne	1982, 83, 84, 85
Aschenbeck, Harvey	1966, 67, 68
Ashley, Mike	1981, 82, 83
Askew, Nate	2010, 11
Askey, N.	1919
Astin, Erwin H.	1896, 97, 98, 99
Aston, James W.	1930, 31, 32
Atkinson, Jason	1990, 91, 92, 93
Audish, William	1937, 38, 39
Austin, Darrell	1982, 83, 84, 85
Avery, Frank	2008
Axcell, Matt (Trainer)	1995, 97

B

Babalola, Yemi	2005, 06, 07
Baggs, Donnie	2011
Bahlman, Blake (Trainer)	2010
Bailey, Holly (Trainer)	1997
Bairrington, David	1975
Baker, Danny	2008, 09, 10, 11
Baker, Keith	1975, 76
Baker, Paul (Manager)	1974
Balcar, Danny	1985, 86, 87
Baldwin, Keith	1979, 80, 81
Balenti, Michael R.	1909
Balnett, William R.	1951
Ballentine, John R.	1945, 46, 47
Bandy, David	1979, 80, 81
Barfield, R.E.	1931
Barhorst, Warren	1987
Barker, John (Manager)	1989
Barker, William O.	1965
Barnes, George W.	1909, 10, 11
Barnett, Billy Bob	1969
Barnett, Robert W.	1965, 66
Barnett, Van	1979, 80, 81, 82
Barrera, Stephen	2009, 11
Barrett, Jamaal	2005
Barrett, James	1983, 84
Barrett, Ralph	1977
Barrett, Ray R.	1952, 53, 54
Barry, Mark	1990
Bartlett, Z.W. Jr.	1926, 27, 28
Bartley, Arthur N.	1902
Bartley, Tony	1986, 87
Barton, Dorbandt J.	1949, 50
Bass, Ben	2008, 10, 11
Bateman, A.R.	1910, 11
Bates, Gus	1939
Bates, Larry E.	1964
Bates, Patrick	1991, 92
Bates, Robert G.	1948, 49, 50
Batiste, Dana	1985, 86, 87, 88
Batson, Jonathan	2006, 08
Batts, Marcus	1992, 93
Baty, Robert B.	1946, 47, 48
Bautovich, Wes	2000, 01
Baum, Spencer	1986
Baumgarten, Charles	1897, 98
Bayless, Frederick	1932
Beal, David	1977, 78, 79, 80
Beam, Winston	1967, 70
Bean, Earnest (Bubba)	1972, 73, 74, 75
Bean, Richie	2005, 08
Beard, Glenn G.	1945
Beirne, Wyatt G.	1910, 11, 12, 13
Beavers, Robby	1980
Beck, Kenneth	1956, 57, 58
Becker, Alex (Trainer)	2010
Beeman, Del S.	1904
Beesley, Ben B.	1921
Beesley, E.G.	1943
Beilharz, William	1901, 02
Beirne, Kevin	1993, 94
Belcher, Raymond	1978
Bell, Charles	1975, 76
Bell, Jim (Trainer)	1979, 80
Bell, Luther E.	1931
Bell, Tyree L.	1910, 11, 12, 14
Bellar, Mike	1969, 70, 71
Belville, Vernon R.	1942
Benjamin, Joseph W.	1902, 03
Bennett, Gary L.	1962
Bennett, James	1993, 94
Bennett, Martellus	2005, 06, 07
Bennett, Michael	2005, 06, 07, 08

Bennett, Phil	1976, 77
Bernard, Eric	1995, 96, 99
Bernard, Rocky	1997, 98, 99, 01
Bernay, Camp L.	1903
Bernstine, Rod	1983, 84, 85, 86
Berry, Dean	1985, 86, 87
Berry, Greg	1980, 81, 82, 83
Berry, Murry P.	1958, 59, 60
Berry, R.H.	1924, 25
Best, Boice Watts	1970, 71, 72
Best, Bruce Allen	1970
Beutel, H.W.	1924, 25
Bevans, Tom	1983, 84
Beyers, Cody	2007, 10
Bible, Hollis U.	1928
Bickford, Lee (Manager)	1995, 96
Bickham, John (Manager)	1996, 97, 98, 99
Bidne, Jayme (Trainer)	1998
Biggens, Wilbert	1991, 92, 93, 94
Billingsley, Charles	1971
Bird, Max Dwayne	1970, 71, 72
Bidne, Russ	1987
Bishop, Don	2009, 10
Bitner, Ben	2007
Bitters, Bob (Trainer)	1981, 82
Black, Jayson	1987, 88, 89, 90
Black, Adam	2000, 01
Black, Marc	1969, 70, 71
Blackburn, George S. (Manager)	1939
Blair, W.G.	1952
Blake, Robert E.	1905
Blake, Thomas M.	1901, 02, 03
Blalock, Travis	1990
Blankenship, Tony	1974, 75
Blavier, Steve (Manager)	1984, 85
Blessing, William	1939
Bob, Adam	1985, 86, 87, 88
Boenig, Michael (Manager)	2006, 07, 08, 09
Boettcher, Reinhardt B.	1896, 03, 04
Bolcereh, Tommy	1988
Bonner, H.L.	1913
Booker, Herbert	1979
Booth, Ellison S.	1903
Boothe, Greg	2006
Boring, Joseph	1952, 53
Boswell, James R.	1948
Bouldin, Steve (Trainer)	1993
Bounds, James Y.	1962, 63, 64
Boutwell, Jeff	1986
Bowden, Tim (Trainer)	2002, 04, 05
Bowers, Alvin	1972, 73
Bowler, Sam E.	1912
Box, Steve	1980, 82, 83
Boyce, C. William Jr.	1905
Boyd, Hugh F. Jr.	1939
Boyd, Joe M.	1937, 38, 39
Boyd, Wm. O. Jr.	1935, 36
Brack, Vance	1967
Bradberry, Ramsey	1989, 90, 91
Bradford, J.B.	1923
Bradley, Roylin	1997, 98, 99, 2000
Bragg, Jason	1996, 97
Bransom, George E. Jr.	1937, 38
Brantly, Justin	2005, 06, 07, 08
Branyon, Ty	2004, 05, 06
Braselton, J.W.	1924
Braumiller, N.M.	1914, 15
Brawley, Lance (Trainer)	1989
Breding, Edward V.	1964, 65, 66
Bredthauer, Ben	2009, 10, 11
Breedlove, H.M.	1932, 33
Breihan, Stacy	1975, 77, 78
Brice, Ronald G.	1960, 61, 62
Bridges, Drew	1998

Brinkley, Darren	1998
Britt, A. Rankin	1936, 37, 38
Broaddus, Larry G.	1959, 60
Brock, Chris (Trainer)	2000
Brooks, André	2000, 01, 02
Brooks, Hugh	1914
Brooks, James	1994, 95
Brooks, Jay	1998, 99, 2000, 01
Brooks, Terrance	1984, 85, 86, 87
Brooks, Trey	2005
Broom, Guy	1984, 85, 86, 87
Brothers, David	1976, 77, 78, 79
Brotherton, John R.	1962, 63, 64
Broughton, RoDerrick	1997, 98, 99, 2000
Broussard, Fred E.	1953
Browder, Harris M.	1939
Brown, Adam (Trainer)	1997
Brown, Arkeith	2005, 06, 07, 08
Brown, Billy	1982, 83
Brown, Charles W.	1914
Brown, Chris	1981
Brown, Darrell W.	1954, 55, 57
Brown, Don	1996
Brown Jr., Eddie	2008, 09, 10, 11
Brown, J.E.	1928, 29
Brown, J.S.	1909
Brown, Japhus	2004, 05, 06
Brown, Jason (Manager)	1999
Brown, Kenny	2007, 08, 09, 10
Brown, Leandrew	1977, 78, 79, 80
Brown, Pierre	2005, 06, 07, 08
Brown, Quinton	1994, 95, 96, 97
Brown, Reaville M.	1900, 01, 04
Brown, Reggie	1992, 93, 94, 95
Broyles, Marc	1995, 96, 97
Brupbacher, Ross	1967, 68, 69
Bruton, Alfred L. (Manager)	1954
Brunton, Mike	1973
Bryant, Domingo	1982, 83, 84, 85
Bryant, Goble W.	1943
Bryant, Joseph "Red"	2004, 05, 06, 07
Bryant, Kyle	1994, 95, 96, 97
Bryson, Chevar	2006, 07, 08, 09
Bucek, Felix A.	1941, 42
Bucek, Roy E.	1939, 40, 41
Buchanan, A.B.	1939, 40
Buckley, Marcus	1990, 91, 92
Buckman, Tom	1966, 67, 68
Buckner, F.K.	1921
Buhl, Jonte	2000, 01, 03, 04
Bujnoch, Glenn	1973, 74, 75
Bull, A.C.	1915
Bullard, Steve	1990
Bullitt, Jerry	1980, 81, 82, 83
Bullitt, Melvin	2002, 03, 04, 05, 06
Bullitt, Steve	1983, 84, 85, 86
Bullock, Randy	2008, 09, 10, 11
Bulovas, John	1989
Bumgardner, Matt	1996, 97, 98, 99
Bumgardner, Tom	1983
Bunger, Mike	1969, 70, 71
Burton, R.F. (Manager)	1942, 47
Burditt, Jesse N.	1943, 46, 47
Burger, George	1974
Burgess, Edwin B.	1894
Burgess, Herschel E.	1926, 27, 28
Burks, Steve	1969, 70, 71
Burleson, Russell W.	1894
Burney, John W.	1894
Burnett, John	1987
Burns, Darrace B.	1914, 15, 16
Burns, Dennis	1983
Burton, Charles	1991
Burton, Alan M. (Manager)	1951

Burchofsky, R.L.	1943, 44, 45
Butler, Marvin N.	1914
Bynum, Russell	1998
Byer, Sam A.	1960, 61, 62

C

Caffey, Kenneth D.	1964, 65, 66
Caffey, Kevin	1994
Caffey, Lee Roy	1960, 61, 62
Calfish, Chris	2009, 10
Caldwell, Fred	1980, 81, 82
Callahan, A. Paul	1934
Callaway, David Earl	1970, 71, 72
Calcott, George V. (Trainer)	1962
Callcott, Wm. H. (Trainer)	1964, 65
Callender, Richard	1948, 49
Calloway, Lorenzo	2008
Camp, James (Manager)	1998
Campbell, Dan	1995, 96, 97, 98
Campbell, Steven	2009, 10, 11
Campbell, Tom	1968
Campbell, Jerry	1966, 67, 68
Cangelose, Marty (Manager)	1979, 80
Cannon, Billy	1980, 81, 82, 83
Cantu, Jarret	2008
Capt, Louis E.	1952, 53
Caraway, Michael (Manager)	2001, 02, 04, 05
Caraway, Ross (Manager)	2000, 01, 02
Cardwell, John E.	1913
Carlin, William J.	1909
Carlson, Grady (Manager)	1994, 95
Carlton, Lawton	1977
Carmody, T.J.	1980, 81
Carp, James (Manager)	1989
Carpenter, Miles	1899, 1900, 01
Carpenter, Marquis	2005, 06, 07
Carpenter, Ronnie D.	1961, 62, 63
Carr, Chuck	1977, 78, 79
Carr, Doug	1977, 78, 79, 80
Carrero, B.J. (Manager)	1995, 96, 97
Carriger, Thomas	2001, 02, 03
Carroll, Mike (Trainer)	1988
Carruth, Dennis Paschall	1970, 71, 72
Carruthers, B.V.	1905
Carruthers, R.L.	1919, 20, 21
Carson, C.	1894
Carter, Doug	1989, 90, 91, 92
Carter, Gerald	1978, 79
Carter, Jason	2002, 03, 04, 05
Carter, Ryan (Manager)	2006, 07, 08, 09, 10
Carthey, Evan	2004
Casas, René	1988, 89
Case, Frank	1984, 86
Case, Stormy	1993, 94, 95
Cashion, James T.	1944, 45, 46, 47
Caskey, Robert D.	1960, 61
Caswell, Mike	1967, 68, 69
Cauble, Richard C. III (Trainer)	1971
Cauthorn, Sidney W.	1958
Cavanaugh, Bill	1986, 87, 88
Cawthon, Frank W.	1914
Chaffee, Tom	1967
Chambless, Jordan	2005
Chaney, David (Trainer)	1984, 85
Chapin, R. Tuck	1948, 49, 50
Charles, Kyle	2003
Chatham, Kefa	1990, 91, 92, 93
Chavis, Billy	2007, 08
Cheatham, Blane	2009, 10
Cheek, Louis	1984, 85, 86, 87
Chesier, Kasey	2003
Childress, Jay	1984
Childress, Ray	1981, 82, 83, 84
Childress, Trent	1988, 89

Chiles, H.T.	1894
Choyce, Ken	1981
Christensen, John L.	1949
Christian, J.P.	1929, 30, 31
Christner, Tom	1983
Christopher, Todd Dennis	1970, 71, 72
Church, Warren E.	1937
Clare, Gary (Trainer)	1983, 84
Clark, Corey	2004, 05, 06, 07
Clark, Gregory	1977
Clark, Henry F.	1955
Clark, Michael V.	1960, 61, 62
Clark, Stuart	1981
Clark, Willard W.	1939
Clay, Hayward	1992, 93, 94, 95
Clendennan, Robert J.	1955, 56
Coady, Rich	1995, 96, 97, 98
Cole, Chris	1997, 98, 99
Cole, Leon	1987, 88
Coleman, Wiley L.	1914
Colgin, P.C.	1926
Collins, Bubba J.	1964, 65
Collins, Calvin	1993, 94, 95, 96
Collins, Ellison	2000
Collins, H.W.	1916, 17
Collins, Melvin	1986, 87
Collins, Ray (Manager)	1978
Collins, William A.	1914, 15
Colon, Chris	1992, 93, 95
Compton, Ben	2011
Conatser, William E.	1938, 39, 40
Connell, Albert	1995, 96
Connelley, R.E.	1932
Conoley, Odell M.	1933, 34
Conover, Brooks W.	1928, 29
Conrad, Bobby J.	1955, 56, 57
Cook, Greg	1991, 92
Cooley, Arthur	1967, 68
Coolidge, David	1986
Cooper, Brad	1992
Cooper, Jeff (Trainer)	1972
Cooper, John	1988, 89
Copeland, Cedric D.K.	1948, 49
Cornell, Albert L.	1905, 06, 07
Corey, Michael	2007
Corona, Craig (Manager)	1986, 87
Corrington, Kip	1984, 85, 86, 87
Cortez, Roberto	1965, 66, 67
Coryatt, Quentin	1990, 91
Coryatt, Sean	1996, 97, 98, 99
Cosser, Ryan (Manager)	1998, 99, 2000, 01, 02
Costar, Gary	1987, 88
Coston, F.M.	1936, 37, 38
Coulter, Hiram T.	1894
Couser, W.L.	1933, 34
Cousins, R.W.	1898
Covell, Laura (Trainer)	2005, 07
Cover, Robert J.	1903
Cowley, Harold E.	1939, 40, 41
Cox, Jessie	1990, 92
Cox, Lester (Manager)	1967
Cox, Travis (Trainer)	1975
Cox, Truman D.	1942
Cox, William E.	1896
Craig, George W.	1960, 61
Craig, James, W. Jr.	1962, 63
Crane, Quincy (Trainer)	2006
Cretcher, J.C.	1908, 09, 10
Crooms, Chris	1988, 89, 90, 91
Crossman, Jerry M.	1950, 51, 52
Crouch, Robert	1984
Crow, Floyd A.	1914
Crow, J.W.	1932
Crow, John David	1955, 56, 57
Crow, M.O.	1934, 35
Crowley, Brad	1994, 95, 96, 97
Crutchfield, Eric	2001, 02
Crutsinger, Larry L.	1961
Cryer, Karissa (Trainer)	2007

Cummings, Charley M.	1931, 32, 33
Cummings, Leslie L.	1934, 35, 36
Cunningham, Pat	1988, 89
Curbello, Jimmy (Trainer)	1979
Cure, Wayne O.	1942
Curington, Lloyd D.	1964, 65, 66
Curry, Sedrick	1996, 97, 98, 99
Cushman, Cecil A.	1912
Cuthrell, J.H.	1928

D

Dale, Ivan	1906, 07
Dale, Jay	1977, 79
Dale, Jesse D.	1905, 06, 07
Daniel, Dan	1996
Daniel, Edwin R.	1946, 47, 48
Daniel, Thomas C.	1944, 45
Daniels, James	1973, 74
Daniels, Leo H.	1941, 42, 46
Dansby, M.W.	1924
Dansby, N.J.	1923, 24, 25
Darbyshire, Russell O.	1908
Darnell, Grant S.	1943, 44, 45
Darwin, Matt	1981, 82, 83, 84
Darwin, William B.	1957, 58, 59
Dausin, Bryan	1979, 81, 82
Dausin, Chris	1991, 92, 93
Dausin, Randy	1983, 84, 85
Davis, Alan (Trainer)	1991, 92
Davis, Cory	2007, 08
Davis, Dan	1978, 79, 80, 81
Davis, David	1991, 92
Davis, James M.	1902
Davis, Jeff (Trainer)	1981
Davis, Jewel	1919
Davis, Robin	1969
Davis, Sammy	1999, 2000, 01, 02
Davis, W.E.	1927, 28
Davis, W.E.	1930, 31
Dawkins, Marvin H.	1963, 64
Dawson, John	1978, 79, 81
Dawson, Oran	1931
Dawson, William H.	1938, 39, 40
De La Garza, Aldo	2002, 03, 04, 05
De La Piedra, Johathan (Trainer)	2007
de la Rosa, Michael	1999, 2000, 01
Dean, Don	1972
Dean, James S. (Manager)	1905
Dean, Jeff (Trainer)	1993
Dean, Jimmy	1973, 74, 75, 76
Deaton, Thomas Weldon	1970
Debenport, Dan	1989
DeBusk, Kelly S.	1964
Decker, Jack (Trainer)	1968
Deere, Donald R.	1943
Defebach, J.A.	1926, 27
Delery, H.B.	1928, 29
De La Garza, Aldo	2003, 04
DeLong, Raleigh	1914
Dendy, Billy G.	1955
Dennard, Mark	1975, 76, 77
Denton, Dean M.	1945
Descant, Dennis	1989
DeSilva, Jim	1981
Devine, Michael D.	1964
Dew, Bobby W.	1947
DeNirol, Mike	1968, 69
Deutsch, Ben (Manager)	2010
DeWare, Charles A. Sr.	1905, 06, 07, 08
DeWare, Charles A. Jr.	1934, 35, 36
DeWare, Robert R.	1899, 1900, 01
DeWitt, Bernard John III	1970
DeWitt, Mike (Manager)	1973
Dickey, Curtis	1976, 77, 78, 79
Dickey, Grant	2004, 05, 06
Dickey, Leonard M.	1941, 45, 46
Dickie, Byron H.	1914
Dickson, Preston	1977, 78, 79
Dieterich, A.F.	1920, 21

Dieterich, B.R. (Manager)	1997, 98
Dietrich, L.G.	1924, 25, 26
Dietz, Amy (Trainer)	2010
Dillon, Greg	1984, 87
Dillon, Paul G.	1962
Dittman, Henry	1937, 38
Dixon, Alton	2005, 06, 07, 08
Dixon, Robert H.	1951, 52
Dockery, Seth	1988, 89, 90, 91
Dodge, Mark	2006, 07
Doerfler, Jay	2005
Dollar, Roy I.	1952
Dominique, G.C.	1931, 32, 33
Donahue, Johnnie	1976, 77, 78
Dorman, Tommy	2009, 10, 11
Dorsey, Adren	2009
Dorsey, R.R.	1927, 28, 29
Doucet, Raymond L.	1957, 58
Douglas, Matt	2002
Dowell, David	1982, 83, 84, 85
Dowell, George S.	1897
Drake, C.R.	1918, 19, 20
Dreiss, Ed, Jr.	1910, 11
Drennan, James L.	1962, 63, 64
Driver, Trent	1994, 95, 96, 97
Dubcak, James Louis	1970, 71
Dubisson, Lydia (Manager)	1995
DuBois, H.V.	1921, 22, 23
Dudley, Edward R.	1955, 58
Dumas, Derek	2007, 09
Duncan, William M.	1938, 39
Dunn, Ralph B.	1903
Dupree, Calvin R.	1947, 48
Dusek, Ed D.	1942, 46, 47
Dusek, John Bradley	1970, 71, 72
Dwoskin, Blake	1987
Dwyer, W.F.	1897, 98
Dwyer, Tom J.	1908, 09, 10

E

Easley, Robert, A. Jr.	1953, 54
Ebbitt, Michael	2010
Eberle, A.A.	1943, 44
Ebrorn, Edwin	1969, 70, 71
Edgington, Ashley	1984, 85
Eder, Katrina (Trainer)	2009
Edmondson, Larry	1981
Edwards, Ben (Manager)	2007, 08, 09, 10
Edwards, Brian	1987, 88
Edwards, Bryan	1988
Edwards, Kristi (Trainer)	1996
Edwards, Ronald	1997, 98, 99, 00
Eeigenburg, Todd	1990
Ehlert, Melvin (Trainer)	2008
Eike, Evan	2008, 09, 10, 11
Eillers, Joseph A.	1960, 61
Eitt, Henry W.	1922
Elam, John	1987
Elam, K.C.	1917, 18
Elder, Jim M.	1902
Elder, Kirk	2004, 05, 06, 07
Elkins, John	1981, 82, 84
Elledge, Jerry R. (Trainer)	1961
Elliott, Jay	1991, 92
Ellis, Cedric	1981
Ellis, Donald E.	1952, 53
Ellis, Herbert W.	1944, 45, 47, 48
Ellis, J.P. (Manager)	1966
Ellis, Kevin	1989, 90
Ellis, Larry	1971, 72, 73
Ellis, Oscar L.	1907
Ellisor, John	1988, 90, 91, 92
Elmendorf, Dave	1968, 69, 70
Emerson, Steve	1992, 93, 94
Emmite, Aimee (Trainer)	2006
Endsley, Clint (Manager)	2004, 05, 06
Endsley, Lindon C.	1964
England, Eric	1990, 91, 92, 93
Engle, William F.	1945

Ennis, Kirby	2009, 2011
Epperson, Ryan	2009, 10, 11
Epstein, J.W. (Trainer)	2000
Erhard, Earl	1900
Erickson, Jalmer L.	1961, 62
Ermis, Harvey J.	1964
Eschenberg, Arthur C.	1914, 15
Esquivel, Carlos	1956, 57
Estes, Daniel (Trainer)	2001
Estes, Teddy J.	1958, 59, 60
Evans, A.J.	1921, 22, 23
Evans, David (Trainer)	1977
Evans, Greg (Manager)	1989, 90
Evans, Rick (Trainer)	1973
Evans, Robert D.	1961, 64
Evans, Scott (Manager)	1990, 92, 93
Everett, Deshazor	2011
Everett, G. Dudley	1912, 13, 14
Ewell, W.L.	1928

F

Faber, Benny H.	1914
Fails, Brandon	2002
Farmer, Derek	2001, 02, 03
Farr, Reso	1896, 97
Farrar, Jeff	1980, 81, 82
Farrar, Troy (Trainer)	1988
Farrell, Rawley	2007
Farris, Mark	1999, 2000, 01, 02
Feagin, Curt (Video)	2005
Featherston, Matt	2007, 08, 09
Felts, Catherine (Trainer)	2009
Ferguson, Robert	2000
Few, Jon W.	1958, 60
Figari, E.E.	1927
Fields, Edgar	1974, 75, 76
Fields, Mike	1969, 70
Fillippa, Paul (Trainer)	2005
Finley, Bruce Kent	1970, 71, 72
Finney, Sharron (Trainer)	1999
Fischler, Chris	1990
Fisher, Blake (Manager)	1999, 2000
Fisher, Donnie	1980, 82
Fisher, Franklin C.	1960, 61
Fister, Lynn	1967, 68
Flanagan, Marion D.	1943, 46
Fleming, Patrick	2002
Flemming, Oschlor	2000, 01, 02, 03
Flemmons, Ronald	1997, 98, 99, 2000
Fletcher, Pierce H.	1963, 65, 66
Flinchem, James M.	1907, 10
Flinn, Pat	1979, 80
Flores, Eida (Trainer)	1996
Flournoy, James	1990
Flowers, James	1983, 84, 85, 86
Flowers, James L.	1948, 49, 50
Floyd, Mike	1974, 75
Floyd, J.G.	1928, 29, 30
Fly, Lindsey (Trainer)	2004
Foldberg, Henry C.	1942
Foldberg, John D.	1945
Foliaki, Lee	2004, 05
Fontenot, Jerry	1985, 86, 87, 88
Footo, J.M.	1911, 12
Force, Henry H.	1939
Ford, Bobby (Manager)	1995, 96
Ford, Chris	1985, 86
Ford, J.P. (Manager)	1996
Ford, Ken	1983, 84
Ford, M.H.	1917
Ford, William J.	1962, 63, 64
Forey, Leonard	1969, 70, 71
Forgason, J.Y.	1922, 23, 24
Forgarsd, Charles H.	1909
Forker, Jake (Trainer)	2000
Foster, Edmund J.	1902, 03, 04, 05
Foster, H.	1899, 1900
Foster, John (Trainer)	1979, 80
Foster, Kermit	1980, 81, 84

Fowler, E. Odell	1932, 34
Fowler, James B.	1949, 50, 51
Francis, Keith	1990
Franklin, Carter L.	1958, 59, 60
Franklin, Eric	1984, 85
Franklin, Tony	1975, 76, 77, 78
Franks, Kerry	2004, 05, 06, 07
Frantzen, Chad	1998, 99
Fraze, Dick	1977
Frazelle, Billy J. (Trainer)	1951
Frazier, Derrick	1989, 90, 91, 92
Frazier, Matt (Trainer)	2004
Frederick, Terrence	2008, 09, 10, 11
Freene, Paul	2007, 08
Frost, Robbie	2007, 08
Freeman, Matt	1974, 75, 76
Freiling, Wayne E.	1959, 60, 61
Frey, Richard H.	1950, 51, 52
Frunk, Dave	1988
Fry, David	1987
Frymire, Tom (Manager)	1987
Fuller, Jeff	1980, 81, 82, 83
Fuller, Jeff	2008, 09, 10, 11

G

Galaviz, Alberto (Trainer)	2008
Galloway, Gerald	1978
Galloway, Meggan (Trainer)	2004
Galloway, Scott (Trainer)	1995, 96, 98
Gamble, Brian	1999, 2000, 01, 02
Gantt, Greg (Manager)	1980, 81
Gardemal, Richard L.D.	1949, 50, 51
Gardner, John	1969, 70, 71
Gardner, Seth	2011
Gardiner, Desmond	2010, 11
Garner, Robert A.	1958
Garrett, Shane	1988, 89, 90
Garrett, T.H.	1897, 98, 99, 1900
Garrison, Chris	1985, 86
Garrity, John	1913, 14, 15
Garth, J.W.	1918
Gary, R.J.	1943, 44, 46, 47
Gay, Richard C.	1956, 57, 58
Gbunblee, Amos	2005, 06, 07, 08
Gebhart, P.C.	1899, 1900
Geer, Carl E.	1939
Geer, W.E.	1943, 44, 45
Gentry, Dawn	2000, 01
Gerasimowicz, Robert W.	1970, 71
Germany, Quinlin	2003, 04, 05
Germany, Stacy (Manager)	2002
Gerrity, Johnny	1913, 14
Gibas, Corey	2006, 07, 08, 09
Gibson, Charles B.	1943
Gilbert, John R.	1955, 56, 57
Gilbert, O'Neill	1985, 86, 87, 88
Gilbert, Warren A. (Manager)	1907
Gilbert, Warren A. Jr. (Manager)	1946, 47
Gilby, John	1990
Gillilan, Max D.	1914, 15, 16
Gill, E. King	1922, 23
Gillar, George E.	1955, 56
Gillmore, L.M.	1917
Gillis, Alton	1991
Gillum, Lee (Trainer)	1987, 88
Gilman, Greg (Trainer)	1982, 83
Glenn, Aaron	1992, 93
Glenn, Jason	1997, 98, 99, 00
Glendenning, Craig	1973, 74, 75, 76
Glenn, Ronnie	1985, 86, 87
Godwin, W.G.	1933
Godwin, Willis H. Jr.	1957, 58, 59
Goehring, Allen G.	1957, 58, 59
Goehring, Dennis H.	1954, 55, 56
Goff, Robert E.	1944, 48, 49
Golansinski, Joe A.	1932
Gold, Marcus	2008, 09
Golson, Kyle	1977, 78, 79
Goode, Robert L.	1945, 46, 47, 48

Goodman, Chase (Manager).....	2009, 10
Goodman, Rhett (Manager).....	2008, 09, 10
Goodson, Michael.....	2006, 07, 08
Goodwin, Hunter.....	1994, 95
Goodwin, Tommy.....	1970, 71
Goolsby, Sara (Manager).....	2002
Gorrer, Danny.....	2005, 06, 07, 08
Gosney, Robert R.....	1953
Gouger, G. Bryan.....	1917, 19, 20
Gough, Carl.....	1967, 68
Gowens, Geoff (Trainer).....	1998, 99, 2001
Gowens, Ryan (Manager).....	1999, 2000, 01, 02
Goynes, Dwain.....	1999, 2000, 01, 02
Graham, M.C.....	1916
Graham, Mark.....	1983
Graham, Reggie.....	1991, 92, 93, 94
Graham, Thomas.....	1981, 82
Granger, Jeff.....	1991, 92
Grant, Donald G.....	1955
Graves, Delbert (Trainer).....	1997
Graves, Henry L.....	1931, 32
Graves, Ray D.....	1951, 52
Gray, Chris (Manager).....	2006, 07
Gray, Cyrus.....	2008, 09, 10, 11
Gray, Frank M.....	1900, 02
Gray, George W.....	1944, 45
Gray, George William.....	1958
Gray, Tim.....	1973, 74
Graybill, Cole.....	2009
Greene, Renuel.....	2004, 05
Greene, Taylor H. (Manager).....	1954
Green, Jacob.....	1977, 78, 79
Green, Mark.....	1971, 72
Greene, David.....	1973, 74, 75
Greer, Donovan.....	1993, 94, 95, 96
Gregg, Devin.....	2005, 06, 07, 08
Gregory, Jarrett (Trainer).....	2006
Gregory, Thomas.....	1976, 78, 79
Gregory, J.C.....	1933
Greiner, Max G.....	1947, 48, 49, 50
Griesenbeck, C.T.....	1917
Griffin, Mike (Trainer).....	1974
Grimes, Lee.....	2007, 08, 09
Grimmer, Gib (Manager).....	1979, 80
Grisson, Roy J.....	1910
Groce, Clif.....	1991, 92, 93, 94
Gruben, Gary.....	1968
Grudt, Darren.....	1988, 89
Grulich, Carl.....	1976, 77, 78, 79
Gunnels, Roy.....	1967
Gurley, Matt.....	1986, 87, 88
Guseman, Oliver J.....	1931
Guthrie, Keith.....	1980, 81, 82, 83
Guthrie, Zach.....	1976, 78, 79, 80
Gwin, Clinton D.....	1950

H

Haack, Gary.....	1974, 75, 76
Haas, Raymond A. Jr.....	1952
Hackradt, Koby.....	1994, 95, 96, 97
Haddox, Bennie R.....	1972, 73, 74
Hagerty, Paul.....	1978
Hail, George (Trainer).....	1959
Haile, Nathan.....	2006
Hale, Gordon.....	1983
Hale, Lloyd R.....	1954, 55, 56
Hall, Charles L.....	1952, 54
Hall, Danté.....	1996, 97, 98
Hall, Luther H.....	1958
Hall, Robert L.....	1938
Hallman, Curley.....	1966, 67, 68
Hallman, Leroy.....	1983
Hallmark, James L.....	1943, 46
Hallmark, Kenzy D.....	1950
Halton, Bart U.....	1948
Halton, Guy V.....	1904, 05
Hamilton, Jimmy.....	1976, 77, 78, 79
Hamilton, Louis A.....	1906, 07, 08, 09
Hamner, Stayton W.....	1902, 03

Hampton, Gary Wayne (Manager).....	1977
Hampton, Keith (Manager).....	1983
Hampton, Neil (Manager).....	1979
Hand, Floyd.....	1942
Hangartner, Geoffrey.....	2002, 03, 04
Hanick, C.F.....	1905
Hanna, Howard E.....	1903, 05
Hanna, T.W.....	1922, 23
Hanson, Allan.....	1968, 69
Hardeman, D'Andre.....	1995, 96, 97, 99
Hardin, Eddie.....	1975, 76, 77
Hardin, Ryan (Manager).....	2006, 07, 08, 09
Hardman, J.J.....	1922
Hardy, David.....	1979, 80, 81, 82
Hargett, Edd.....	1966, 67, 68
Hargett, George W.....	1961, 62, 63
Harper, James L.....	1960, 61, 62
Harrington, Chris.....	2004, 05, 06, 07
Harris, Adam (Manager).....	1999, 2000, 01
Harris, Barney.....	1967, 68, 69
Harris, Henry L. (Manager).....	1905, 09
Harris, Dustin.....	2009, 10, 11
Harris, Jay (Trainer).....	1981
Harris, Joey.....	1983
Harris, Rod.....	1985, 86, 87, 88
Harris, Ryan (Manager).....	2008, 09, 10
Harris, Will.....	2007, 08
Harrison, Jarvis.....	2011
Harrison, R.H. Jr.....	1918, 19
Harrison, Tony.....	1990, 91, 92, 93
Harrison, Tyler.....	1991, 92, 93
Hart, Lillard D.....	1945
Hart, William T.....	1945
Hartley, Wally.....	1986, 87, 88, 89
Hartman, Jim.....	1973, 74, 75
Harvey, Karl.....	1983
Harvey, Randy.....	1977, 78, 79
Hauerland, Leroy.....	1967, 68
Hauser, Henry.....	1938, 39, 40
Haverda, Lance.....	1983, 84, 85, 86
Hawkins, Donte.....	1995, 96
Hawkins, Jimmie.....	1982, 83, 84, 85
Hayes, Lester.....	1973, 74, 75, 76
Haynes, Johnathan.....	2008
Haynes, Josh (Manager).....	2004, 05, 06, 07
Haynes, Marlin.....	1990, 91
Hays, Scott.....	1979, 80
Headrick, Harry (Trainer).....	1975
Heard, Kellen.....	2006, 07, 08
Heard, Marcus.....	1994, 95, 96, 97
Heath, David (Trainer).....	1975
Heath, Eddie.....	1976, 77, 78
Heaton, Robert (Trainer).....	1985, 86, 87
Heck, David (Trainer).....	1989, 90, 91, 92
Hector, Johnny.....	1979, 80, 81, 82
Heibel, Jessica (Manager).....	2008, 09, 10
Heidelberg, Frank T.....	1907, 08
Heimann, Chester E.....	1939
Heimuli, Semisi.....	1996, 97, 98, 99
Henderson, Daniel E.....	1955
Henderson, Mike (Manager).....	1991, 92
Henderson, Robert W.....	1940, 41, 42
Hendricks, Michael.....	1991, 92, 93, 94
Hendrickson, Glenn.....	1983, 85
Henke, Charles E.....	1938, 39, 40
Henry, Patrick.....	1989, 91
Henry, Peter C.....	1939
Herman, Odell C.....	1938, 39, 40
Hernandez, Frank P. (Manager).....	1958
Herold, Brian (Manager).....	1990
Herr, Joey.....	1969, 70, 71
Herring, Julian C.....	1950
Herrold, Brian (Manager).....	1989
Hess, Janet (Trainer).....	2006
Hewitt, W.W.....	1930, 31, 32
Hicks, Nehemiah.....	2010, 11
Higginbotham, G.H.....	1912
Higginbotham, Roswell G.....	1917, 19, 20
Higgins, Norton.....	1944, 45, 46, 47

Hightower, Jami.....	2001, 02, 04, 05
Hill, Carl R.....	1949
Hill, David.....	1979, 80, 81
Hill, Greg.....	1991, 92, 93
Hill, Russell E.....	1959, 60, 61
Hill, Walter R.....	1950, 51, 52
Hillhouse, Andy L.....	1948, 50
Hillje, Bubba.....	1988, 89
Hinnant, Barb.....	1969, 70
Hinojosa, Greg (Trainer).....	2005
Hinze, Ray G.....	1962, 63, 64
Hitt, Lee Ellison.....	1970, 71
Hobbs, Bill.....	1966, 67, 68
Hodge, Charles H.....	1950, 51
Hodge, Leroy.....	1996, 97, 98, 99
Hodge, Stephen.....	2004, 05, 06, 07
Hodges, Gene (Trainer).....	1971
Hodges, Michael.....	2009, 10
Hoermann, Grady.....	1970, 71, 72
Hogan, George A.....	1960, 61
Hogan, David B. (Manager).....	1909, 10, 11, 12
Hohn, Charles M.....	1943
Holder, Leonard D.....	1941
Holder, Shea.....	1997, 98, 99
Holditch, Murry W.....	1949, 50
Holdman, Warrick.....	1995, 96, 97, 98
Holland, Johnny.....	1983, 84, 85, 86
Holland, Roger.....	2007
Holley, Jeff.....	1983, 84, 85, 86
Holliday, T.C.....	1911
Hollmig, Stanley E.....	1946, 47
Holmes, Doug.....	1977, 78, 79
Holmes, J.G.....	1927
Holmes, R.C. (Manager).....	1947, 48
Honeycutt, Clay.....	2011
Honeycutt, Lynn.....	1978, 79
Honore, Jerry.....	1973, 74
Hood, Billy (Trainer).....	1983, 84
Hooker, Roger M.....	1907, 08, 09
Hooper, Clarence D.....	1950, 51, 52
Hooper, Lawrence.....	2003, 05
Hoot, David.....	1969, 70, 71
Hope, George N.....	1902
Hopkins, Jerry W.....	1960, 61, 62
Horn, Shun.....	1995, 96, 97, 98
Hornsbys, H.R.....	1930, 31
Horton, Larry.....	1987, 88, 89, 90
Housley, Wendell.....	1966, 67, 68
Houston, Brandon.....	1995, 96, 97
Howard, Albert L.....	1964, 65, 66
Howard, Thomas V. Jr.....	1956, 57, 58
Howard, Todd.....	1983, 84, 85, 86
Howell, John C.....	1944, 46, 47
Howse, James.....	1985, 86
Hoyl, Basil L. (Manager).....	1942
Hubby, Ronnie G.....	1972, 73, 74, 75
Huddleston, Billy P.....	1953, 54, 55
Hudeck, Russell R.....	1949, 50, 51
Hudgins, Charles M.....	1950
Huff, Jeff.....	1987, 88
Huff, Leslie N. (Manager).....	1907
Huggins, Alan K.....	1960, 61
Huggins, Harold.....	1987
Hullin, Paul.....	1972, 73, 74
Hull, Burt E. (Manager).....	1904
Hundl, Philip.....	1990
Hunnicut, Jesse.....	1974, 75, 76
Hunnicut, Jesse.....	1999, 2000, 01, 02
Hunt, O. Joel.....	1925, 26, 27
Hunter, Trent.....	2008, 09, 10, 11
Hunter, Wesley (Manager).....	1997, 98, 99, 2000, 01
Huntington, Bobby N.....	1960, 61, 62
Hurd Jr., Toney.....	2010, 2011
Hyde, Jeffrey.....	2009, 11
Hyde, Walter.....	1900, 01

I

Inglehardt, Tanner (Manager).....	2001
Irby, Jimmie.....	1995, 96

Irvin, Barlow.....	1923, 24, 25
Irwin, B.M.....	1932
Ivy, Kyle.....	1990

J

Jack, Gwen (Trainer).....	2000
Jack, Jason.....	2004, 05, 06
Jackson, Basil.....	1985, 86, 87, 88
Jackson, Brandal.....	2009, 10, 11
Jackson, Earnest.....	1979, 80, 81, 82
Jackson, Keelan.....	2001, 02, 03, 04
Jackson, Lance.....	1983, 84, 85
Jackson, Larry.....	1991, 92, 93, 94
Jackson, Robert.....	1975, 76
James, Arlis.....	1978, 79, 80
James, Lex Forrest.....	1970, 71, 72
James, Ronnie.....	1979
Jameson, Michael.....	1997, 98, 99, 2000
Janner, Calvin F.....	1961
Jarozewski, Jared.....	2010, 11
Jasmin, Marcus.....	2001, 02, 03, 04
Jasper, Edward.....	1994, 95, 96
Jay, Mike.....	1973, 74, 75
Jay, Monte.....	1985, 86
Jeffress, Drew (Manager).....	2009
Jeffrey, William M.....	1938, 39, 40
Jeffries, Craig.....	1992
Jeffries, Drew (Manager).....	2006, 07, 08
Jenkins, Jerry S.....	1960, 61
Jenkins, Joseph S. (Manager).....	1964
Jenkins, Steven.....	2011
Jennings, Brandon.....	1996, 97, 98, 99
Jennings, Curtis.....	1977, 78
Jennings, Eric.....	1998
Jennings, Michael.....	1999
Jerod-Eddie, Tony.....	2008, 09, 10, 11
Jetton, Clay (Manager).....	2006
Joekel, Luke.....	2010, 11
Joeris, Leonard.....	1939, 42
Johnson, A.L.....	1916
Johnson, B.L.....	1946
Johnson, Barry.....	1996
Johnson, Bethel.....	1999, 2000, 01, 02
Johnson, Brandon.....	2001, 02
Johnson, Chris.....	1969, 70, 71
Johnson, F.S. (Manager).....	1903
Johnson, George R.....	1955
Johnson, Harry.....	1985
Johnson, Jerrod.....	2007, 08, 09, 10
Johnson, Joe.....	1987, 88
Johnson, Joe B.....	1960
Johnson, Larry.....	1976, 79
Johnson, Larry.....	1983, 84
Johnson, Malcom.....	2010
Johnson, Scott (Trainer).....	1979
Johnson, William D.....	1922, 23
Johnson, Wilbur, G.....	1945
Johnston, Bill.....	1996, 97
Johnston, Chris.....	2004
Joiner, David.....	1986
Jolly, Johnny.....	2002, 03, 04, 05
Jones, Albert.....	1987, 88, 89, 90
Jones, Byron.....	2001, 02, 03, 04
Jones, C.J.....	2010, 11
Jones, Don.....	1980, 81, 82, 83
Jones, Donald (Manager).....	1989, 90
Jones, Donald H. (Manager).....	1960
Jones, Gary.....	1986, 87, 88, 89
Jones, Ivan.....	1966, 67, 68
Jones, Jeff.....	1991, 92, 93, 94
Jones, Michael.....	1988, 89
Jones, Mickey.....	1999, 2000, 01
Jones, Ronald.....	2002, 03, 04, 05
Jones, Stacy.....	1999, 2000, 01, 02
Jones, Tony.....	1986, 87, 88
Jones, Toya.....	1995, 96, 97, 98
Jones, Troy.....	1986
Jones, Virgil B.....	1936, 37

Jordan, Burl.....	2009
Jordan, Jim.....	1982, 83
Jordan, Robert.....	2000, 01
Jordan, W.T.....	1932, 33, 34
Joseph, Keith.....	2001, 02, 03, 04
Judie, Coryell.....	2010, 11

K

Kachtick, Jerry V.....	1963, 64, 65
Kachtik, Edward D.....	1952, 53, 54
Kahler, Mike (Manager).....	1978
Kallus, Kerri (Trainer).....	1994
Kamp, Charles H.....	1970
Kapchinski, Karl (Trainer).....	1978
Kapchinski, Kevin (Trainer).....	2008
Kapchinski, Kris (Manager).....	1999, 2002
Kapchinski, Kyle (Trainer).....	2002, 04, 05
Kauffmann, James H.....	1965
Kazmierski, Jim.....	1968
Kazmierski, Mike.....	1997, 98, 99
Keeling, Thomas D.....	1960, 61
Keen, L.S.....	1992, 22
Keese, Mike.....	1973, 74
Keith, Robert D.....	1954, 55, 56
Kellen, John.....	1982, 83
Keller, James L.....	1961, 62, 63
Kelley, Victor M.....	1905, 06, 07, 09
Kelm, Larry.....	1983, 84, 85, 86
Kemph, Gary S.....	1965
Kenderdine, J.M.....	1933
Kendrick, Blake.....	2002, 03, 04
Kendrick, J.M.....	1915
Kendrick, Robert T.....	1904, 05
Kennedy, Kevin.....	1980
Kennedy, Malcome.....	2011
Kenney, Steve.....	1991, 93, 94
Kennon, Paul A.....	1954
Kern, R.A.....	1910, 12
Kern, Ryan.....	1991, 93, 94
Kesey, David A. (Statistician).....	1969
Kettler, Elwood N.....	1953, 54
Key, Andrew.....	2007
Kidwell, Richard (Manager).....	1985, 86
Kiel, Terrence.....	1999, 2000, 01, 02
Kildow, P.C.....	1899
Killingsworth, Pascal (Manager).....	1999, 00
Killion, Reed.....	1982
Kimbrough, Jack C.....	1939, 40
Kimbrough, John A.....	1938, 39, 40
Kimbrough, William R.....	1933, 34
King, Amber (Trainer).....	2004
King, Cassidy (Trainer).....	2005
King, Joe Mac.....	1969, 70, 71
Kipp, Kenneth W.....	1960, 61, 62
Kirby, Selmer M.....	1934, 35
Kirchmer, John T.....	1964
Kirk, John.....	2000, 01, 02, 03
Kirk, John R.....	2005
Kirk, Kenny.....	1976, 77
Kirkpatrick, Roy.....	1969
Kishi, Taro.....	1924, 25
Kitchens, Gary.....	1967
Kitchens, Terence.....	1999, 00
Klein, Terry (Manager).....	1977
Klinke, Shep.....	2010, 11
Knickerbocker, A.G.....	1919
Knickerbocker, H.W.....	1922, 23
Knight, Charles J.....	1964
Knutson, Greg.....	1998
Kociuba, Tyler.....	2008
Kocurek, Jimmy.....	1976, 77
Koehn, Donald W.....	1964, 65, 66
Kohlman, Joe M.....	1962, 64
Korem, Eric.....	2003
Kotch, Jim (Trainer).....	1974
Kotzur, Alex.....	2003, 04, 06
Kovar, Gary W.....	1964, 65, 66
Kovar, Jack.....	1967, 68, 69
Krahl, Shane.....	1988, 89, 90

Kramm, Raymond E.	1962
Krenek, Benedict J.	1960, 61, 62
Krueger, Cara (Manager)	2002
Krueger, Charles A.	1955, 56, 57
Krueger, Rolf	1966, 67, 68
Krug, William	1894
Kubala, Raymond G.	1961, 62, 63
Kubecka, Bill	1967
Kubiak, Gary	1980, 81, 82
Kubesch, Raymond A.	1962
Kuehn, Russell	1971, 72
Kulow, Kristie (Manager)	2001

L

Labar, Harry W.	1958, 59, 60
LaBauve, Dwight	1971, 72
Labhart, Travis	2011
Lafon, Matt	2006
LaGrange, Charles R.	1963, 64, 65
LaGrone, Walter A.	1960, 61
Lake, Jerrod (Manager)	2004
Lakin, Greg	1988, 89, 90, 91
LaMantia, Nick	2006, 07, 08
Lambert, H.G.	1910, 11, 12
Lamkin, Kenneth A.	1964, 65, 66
Lammers, Chris	1983
Lamothe, Michael	2009, 10, 11
Lamp, Ted	1973, 74
Land, Marshall	1986
Land, Mike (Trainer)	1981, 82
Landrum, Tim	1985, 86, 87
Lane, Jorvorskis	2005, 06, 07, 08
Langford, Alvin L.	1950, 51, 52
Langston, James E.	1956
Lark, Scott	1985, 86, 87, 88
Lary, Robert Y.	1949, 50, 51
Latham, Joel P.	1960, 61, 62
Lawrence (Trainer)	1994, 95
Lawson, Bruce	1982, 83
Lawson, Clarence O.	1949
Lawson, Doug	1989
Lazarine, Marshall M.	1950
League, Thomas	1944
LeBouef, Gordon E.	1957, 58, 59
LeCompte, J.P.	1999
Lechler, Derek	2000
Lechler, Shane	1996, 97, 98, 99
LeDbetter, Harry L.	1965, 66
LeDbetter, Ronald P.	1960, 61, 62
Lednicki, Kyle	1995, 96, 97, 98
Lee, Larry L.	1965, 66
Lee, Robert G.	1963
Leggett, Charles W.	1909
Lehrer, Robert (Trainer)	1986, 87
Leiper, Sam E.	1922
Leisner, Lane (Manager)	1982, 83
Lemmons, Bernard	1950
Lemmons, Kevin (Manager)	1995, 96, 97, 98
Lemons, Billy	1973, 74, 75, 76
Lemons, Frank	1976, 77
Leone, Brandon	2003, 04, 05, 06
Lewis, Anthony	2006, 07, 08, 09
Lewis, Courtney	2003, 04, 05, 06
Lewis, Darren	1987, 88, 89, 90
Lewis, Mark	1980, 81, 82, 84
Lewis, Patrick	2009, 10, 11
Lewis, Steve	1979
Lewis, Trent	1989, 90, 91
Leyendecker, Dan	1988
Liles, Ike	1983, 84
Lillard, Steve T.	1909
Lindsay, Ernest M.	1935
Lindsey, Glenn	1964, 65, 66
Lindsey, Ronald L.	1964, 65, 66
Linnstaedter, James A.	1961, 62, 63
Linscombe, Cory	1984, 85
Lippman, Glenn E.	1949, 50, 51
Lister, W.S.	1926, 27

Littig, Michael	1983
Little, Jack H.	1950, 51, 52
Little, Mike	1978, 79, 80, 81
Little, Thomas	1995
Littlefield, Dirk (Trainer)	1999, 01
Litterst, Frank C.	1916
Lively, Britt	2000
Lockett, Bobby J.	1956
Lofton, Steve	1989
Long, Bob	1966, 67, 68
Long, Don	1972, 73, 74
Long, Dustin	2002, 03
Long, Eldon W.	1943
Lopez, Ricky	1981
Lord, George P.	1930, 31
Lord, Mike	1969, 70, 71
Losada, Nick	2002
Love, Andrew C.	1894, 98
Love, J.N.	1933
Love, Richard L.	1959
Loving, James W.	1904
Lowery, Gene	1993, 94, 95
Lozano, Mark	2007
Luebbehussen, Steve	1969, 70, 71
Luethy, Don R.	1942
Luna, Otie C.	1957, 58
Luna, Saul	1996
Lutrick, J.A.	1911
Lyday, Jeremy (Trainer)	1999
Lyles, John V.	1912

M

Maddox, Randy	1969
Madison, Lonnie	1998, 99, 2000
Magourik, Conrad W.	1951, 52, 53
Magrill, O.B.	1929, 30, 31
Maham, Scott	1987, 88
Mahan, Jack	1917, 19, 20
Mahan, Michael	1999, 2000, 01
Mahone, Matt	1994, 96, 97
Malena, Ben	2010, 11
Malone, C.C.	1930, 31
Malone, Grant (Manager)	1989, 90, 91
Malone, Tyrnone	1990
Maltz, Hershel (Manager)	1947
Mangan, Kyle	2009, 10, 11
Mangum, Kevin	2001, 02, 04
Manning, Nurahda	2003, 04, 05, 06
Manning, Waylon E.	1935, 36
Maples, Weldon L.	1941, 42
Marcus, James	1987, 89
Marks, Jared	1984, 85, 86
Marks, Robert E.	1955, 56, 57
Marquette, Leo J.	1952
Marshall, Mike	1982
Marshall, Tank	1973, 74, 75, 76
Martin, Amy (Trainer)	2009
Martin, G.W.	1918, 19, 20
Martin, Gary Wayne	1970
Martin, John	1894
Martin, Peter	2005
Martin, Sabrina (Trainer)	2004
Martin, Sidney T.	1934
Martinez, Jackie (Trainer)	2008
Massey, Chris (Trainer)	1978
Massey, Haven	2001, 02, 03
Masterson, L.	1902
Matakis, Andy	2003
Mathis, Jonathan	2010, 11
Mathews, Howard	2011
Mathews, Kevin	2006, 07, 08, 09
Mathews, Mason L.	1944, 45
Mathews, Jason	1991, 92, 93
Mathews, Ryan	1991, 92, 93, 94
Mathison, Todd	1991, 92, 93, 94
Maughmer, Lynn	1978

Mauk, Albert	1903, 05
Mauritz, Maddie (Trainer)	2007
Mauritz, Mike	2008
Maxfield, Kyle	1991, 92, 93, 94
Maxwell, David	1994, 95
Maxwell, Stapp N.	1932
Maxwell, Tommy	1966, 67, 68
May, Homer H.	1970, 71, 72
Mayeaux, Hayden E.	1951, 52
Mayes, Erik	2004
Mayfield, J.D. Jr. (Manager)	1949, 50
Mays, Will	2002
Mazur, John	1983, 84
McAfee, Keith	1988, 89, 90, 91
McAllister, G.T.	1943, 44
McAnelly, Phil	1968
McArthur, O.A.	1912
McBride, Brady (Video)	2005, 06
McCaffrey, Gary	1970
McCall, Mark (Trainer)	1989, 90, 91, 92
McCall, Matt	1987, 88, 89, 90
McCarley, Robert E.	1952
McCarthy, Toby	1998, 99, 00
McCauley, Tango	1999, 00
McClatchy, Scott (Trainer)	1989, 90, 91
McClelland, Don A.	1957, 60
McClelland, H.W.	1922
McCintock, J.R.	1917
McDown, Randy	1996, 97, 98, 99
McCoy, Jamie	2008, 09
McCoy, Joe (Manager)	1989, 90, 91
McCoy, Terrence	2007, 08, 09, 10
McCoy, Torin	1989, 90
McCraeve, Sarah (Trainer)	1998
McCray, Danny	1993, 94, 95
McCrumby, John	1973, 74
McDaniel, Archie	2002, 03, 04, 05
McDermott, Pat	1970, 71, 72
McDonald, Andy	1988, 89
McDonald, Charles N.	1949, 50, 51
McDonald, Hugh F.	1894
McDonald, Pace	1918
McDonald, William A.	1909
McDowell, Charles H.	1910
McElroy, Hugh	1970, 71
McElroy, Leeland	1993, 94, 95
McFadden, P.M.	1930, 31
McFarland, Arthur	1903, 04
McFarland, H.F.	1893, 94
McFarland, James L.	1911
McGee, Stephen	2005, 06, 07, 08
McGinnis, Francis K.	1900
McGonagill, J.D.	1894
McGonagle, Brad	1990
McGowan, Billy Joe	1952, 54
McGregor, Flint	1902
McGuire, Eddy (Trainer)	1989, 90
McGuire, Joseph D.	1924, 25
McGuire, Trace	1985, 86, 87
McIlhany, Joe D.	1962, 63, 64
McKaughan, Edward W.	1964, 65
McKeenan, James	1991, 92, 93, 94
McKinney, Seth	1998, 99, 2000, 01
McKinney, Steve	1994, 95, 96, 97
McKnight, J.B.	1916, 17
McLean, Ken J.	1962, 63, 65
McMahan, Billy M.	1953
McMahan, James T.	1950
McMillan, M. Blaisdale	1894
McMillan, W.G.	1921, 22
McMullen, Typail	1993, 94, 95
McMurrey, J.D.	1917
McNeal, Kenric	2009, 10, 11
McNeal, Reggie	2002, 03, 04, 05
McNeill, J.C.	1894
McQueen, Justin	2008, 09
McQueen, Mark	1981, 82
Means, Nicole (Trainer)	2010
Meeks, Thomas E.	1962, 63, 64

Meitzen, J.B.	1924
Mengers, Emily (Trainer)	2009
Mengers, Sarah (Trainer)	2007
Mercer, Arthur J.	1941, 42
Merka, Jeremiah H.	1933
Mertz, Alaina (Trainer)	1994
Meyer, D.	1902
Meyer, William H.	1949, 50, 51
Meyers, Phillip	1994, 95, 96, 97
Michael, Christine	2009, 10, 11
Mickens, Ray	1992, 93, 94, 95
Middleton, Bobby	1984, 85, 86
Middleton, Doug	1985
Mikeska, Brad (Manager)	2005
Mikeska, Russell	1976, 77
Miles, Wadine	1977
Milkovich, James	2003
Mikeska, Bradley (Manager)	2004
Miller, A.R.	1912
Miller, Eric E.	1951, 52, 53
Miller, John	1989, 90
Miller, L.	1902
Miller, Stephen (Trainer)	1993, 94
Miller, T.L.	1921, 22
Miller, Thomas B.	1939
Miller, Vance W.	1912, 13
Miller, Von	2007, 08, 09, 10
Milligan, Garry	1976, 77, 78
Milligan, Wayne	1903, 07
Mills, J. Kenneth	1937
Mills, Kyle (Trainer)	2000
Mills, Thomas W.	1927, 28, 29
Millsap, Lenard	1970
Milstead, Charles F.	1957, 58, 59
Minnock, W.A.	1937, 38
Mitchell, Billy	1990, 92, 93, 94
Mitchell, Brandon	1993, 94, 95, 96
Mitchell, Brian	1991, 92, 93, 94
Mitchell, Keith	1993, 94, 95, 96
Mitchell, Merlin	1915, 16
Mobley, DeQawn	2004, 05
Mohr, Walter	1967
Molberg, Carl	1948, 49, 50
Moncrief, Monte P.	1943, 44, 45, 46
Monk, Kevin	1974, 75, 76, 77
Montgomery, J.B.	1942
Montgomery, Michael	2003, 04
Montgomery, Roark	1912
Moon, L.B.	1987, 88
Moore, A.A.	1930, 31
Moore, Damontre	2010, 11
Moore, Doyle H.	1949
Moore, Eric	1989, 90
Moore, George F.	1907, 08
Moore, Kirk (Manager)	1993, 94
Moore, Mack	1979, 80
Moore, Matt	1997
Moore, Travis (Trainer)	2004
Moore, William R.	1962, 63, 64
Moore, W. Scott	1907, 08, 09, 10
Moorman, Maurice	1966
More, Ashley (Manager)	2001
Morgan, Sylvester	1984, 85, 86, 87
Morris, A.B.	1920, 21, 22
Morris, Alex	1985, 86, 87, 88
Morris, David (Manager)	2005, 06
Morris, Jared	2000, 01, 02, 03
Morrison, D.E.	1912
Morrison, P.M.	1896
Morrow, Howard	2005, 06, 08, 09
Morrow, Johnnie	1935, 36
Mortensen, James E.	1945
Moseley, Hal	1897, 98, 99, 1900
Mosley, Mike	1977, 78, 79, 80
Moser, R. Derace	1939, 40, 41
Moses, Sam F.	1949, 50, 51
Moss, Matt	2008, 09
Mossenberg, W.G.	1894
Motley, Larry	1986

Motley, Zolus C.	1939, 41
Moulden, Carl D.	1929, 30, 31
Mudd, Dennis	1985
Muhlbach, Don	2002, 03
Mulhollan, Ray W.	1940, 41, 42
Mullen, Steve	1968
Muller, Jay	1984, 85, 86
Muniz, James	1996
Munson, George (Manager)	1972
Munson, Joe U. Jr.	1957, 58
Murchison, Phil (Trainer)	1993, 94
Murname, T. (Manager)	1944, 45, 46
Murphy, A.L. (Manager)	1952, 53
Murphy, James L.	1959, 60, 61
Murphy, Jennifer (Manager)	2002
Murphy, Mike (Manager)	1980, 81
Murphy, Terrence	2001, 02, 03, 04
Murrah, Thomas F.	1963, 64, 65
Murrah, W.E.	1918, 19, 20, 21
Murray, Jon (Trainer)	1995
Murray, Kevin	1983, 84, 85, 86
Murray, Paul	1979
Murray, R.L.	1932, 33
Murski, Robert	1970, 71, 72
Myers, Frank	1974, 75, 76, 77
Myers, O.W.	1897, 98, 99

N

Naiser, Derek	1988
Nakos, Alex (Manager)	1988, 89
Nakos, Spiro (Manager)	1990, 92, 93
Nasser, Al	1978
Neal, Apryl (Manager)	2001
Nealy, Otis	1989, 90, 91, 92
Nealy, Spencer	2009, 10, 11
Neece, Clarence M.	191908, 09
Neely, Roy G.	1922, 23
Neff, Asa J.	1902
Nehib, Greg	1988
Nelms, Milton R.	1912
Nelson, Freddie A.	1965
Nelson, Jeff	1982, 83, 84, 85
Neill, Doug	1969, 70, 71
Nesrsta, J.O.	1935, 36, 37
Netardus, Jaro G. Jr.	1949, 51
Nettles, Rusty	1981, 82
Neumann, Layne	2004, 05, 06
Neville, Henry A.	1943
Newton, Broderick	2004, 05, 06
Newton, Keith	1983, 84
Newton, Matt (Manager)	2004, 05
Nguyen, Dat	1995, 96, 97, 98
Nicholas, Don R.	1949
Nichols, Jerry D.	1964, 65
Nichols, Terry	1998, 99
Nicholson, John David	2005
Niland, Thomas K.	1951, 52
Nilson, John H.	1963, 64, 65
Noble, Elton	1899, 1900
Nohavitzka, Elo E.	1949, 50, 51
Nolan, Willis	1930, 31, 32
Nolen, Lockhart (Manager)	1948
Northup, Roy F.	1958, 59, 60
Noto, Jeff (Trainer)	2005
Novosad, Steven (Trainer)	1995, 96, 98
Nwachukwu, Uzoma	2009, 10, 11

O

O'Brien, Sammy	1984, 85, 86, 87
O'Bryant, Ryan	2008, 09
Obizor, Cyril	2005, 06, 07, 08
Ochterbeck, W.J.	1924, 25
Odum, Lynn	1967, 68, 69
Odum, Van	1969, 70, 71
Ogbuehi, Cedric	2011
Ogdee, Edward	1942
Ohlendorf, Norbert K.	1952, 53, 54
Olblich, Alvin P.	1938

Oliver, Aaron.....	1995, 96, 97, 98
Oliver, Gale G.....	1957, 58, 59
Oliver, Gary.....	1987, 88, 89, 90
O'Neal, Hardy E.....	1902
O'Neal, Steve.....	1966, 67, 68
O'Quinn, Patrick.....	2011
Ortamand, Clayton (Trainer).....	2000, 01, 02
Ortega, Justin.....	2011
Osborn, John.....	1979, 80
Osborne, Carl R.....	1955, 56, 57
Osborne, Richard.....	1972, 73, 74, 75
Osgood, Chris.....	1988, 89
Overly, Charles R.....	1943, 46, 47
Overly, James A. (Trainer).....	1948, 49
Overshiner, E.M.....	1896
Overton, Andrew J.....	1963, 64
Owens, Bob (Manager).....	1973
Ozeo, Kevin (Manager).....	1993

P

Page, Sean.....	1987
Paine, Jeff.....	1980, 81, 82, 83
Palasota, Vince.....	1988
Palomarez, Eddie.....	1997
Pannell, E.W.....	1938, 39, 40
Pappas, Mike.....	1987, 89, 90
Pardee, John P.....	1954, 55, 56
Parish, Joseph M.....	1939
Park, Mike.....	1970, 71, 72
Parker, James H. (Manager).....	1939, 40
Parker, Jim.....	1968, 69, 70
Parker, Sirr.....	1995, 96, 97, 98
Parker, William E.....	1908, 09, 10, 12
Parmer, James R.....	1944
Parra, Albert (Manager).....	2004, 05
Patrick, Brian.....	2002, 03
Patterson, Cornelius.....	1988, 89, 90
Patterson, Domanique.....	2010, 11
Patterson, Lucas.....	2007, 08, 09, 10
Patton, Ronald.....	1997, 98
Pavlas, Lance.....	1987, 88, 89, 90
Payne, Brian.....	1989, 90, 91
Payne, H.B. (Buddy).....	1957, 58, 59
Payne, Lawrence J.....	1945
Payne, Rick (Manager).....	1976
Payne, W.O.....	1942
Pearce, Chance.....	1999, 2000, 01, 02
Pearson, Henry A.....	1957
Pegram, Todd.....	2002, 03, 04, 05
Pekar, Matt (Trainer).....	2000, 01, 02
Pender, Paul.....	1979, 80, 81, 82
Penright, Jarrod.....	1999, 2000, 01, 02
Peoples, Dan.....	1971
Perkins, Frank D.....	1894, 96, 97
Perroni, Evan.....	1998, 99, 2000, 01
Perry, Carl (Video).....	2005, 06
Perry, Tommy.....	2003
Persons, David H.....	1913
Peter, Philip.....	1961
Peterson, Alcie.....	1994, 95
Peterson, Jordan.....	2006, 07, 08, 09
Petty, Kent.....	1989, 90, 91, 92
Petty, S.J.....	1926, 27
Pevelto, Cal.....	1978, 79
Phillee, Andy.....	1969, 70, 71
Phillips, David.....	1984
Phillips, H.D.....	1930
Phillips, James D.....	1960, 61, 62
Phillips, Michael L.....	1964
Phillips, Robert H.....	1959, 60
Phythian, Walter R.....	1935, 36
Pickard, Billy (Trainer).....	1978
Pickett, Tom B.....	1941, 46
Pierce, J.A.....	1918, 19, 20
Pierce, Kirk.....	1988
Pierson, Jay (Trainer).....	1998
Pilans, Ryan.....	1995
Pinesette, Mike.....	2000

Pinson, C.T.....	1923
Pinson, Harry T.....	1921
Piper, Jim.....	1967, 68, 69
Piper, Paul K.....	1959, 60
Pirie, James E.....	1901, 02, 03
Pirtle, David (Trainer).....	1976
Pitman, Mike J.....	1962, 63, 64
Pitner, H.M.....	1934, 35, 36
Pittman, Lee (Manager).....	1981, 82
Pizzitola, Michael J.....	1961, 62
Polasek, Billy Joe.....	1969, 71
Polk, Scott.....	1980, 81, 82, 83, 84
Pollacia, Tony.....	1985
Pollard, Dan.....	1986
Pollock, Oscar L.....	1947
Polockcheck, Layne.....	1985
Pond, J.....	2006
Pool, Rusty.....	1971
Porter, Greg.....	1981, 82, 83
Porter, Greg A.....	1999, 2000, 01, 02
Porter, Sean.....	2009, 10, 11
Poss, John M.....	1965, 66
Powell, Buffie (Trainer).....	2000
Powell, Jack E.....	1953, 55
Powell, Louis H.....	1914
Powell, William D.....	1954, 55, 56
Power, Robert (Manager).....	1967
Power, Richard S. (Manager).....	1969
Prater, Kyle (Trainer).....	1998
Price, C. Walemon.....	1937, 38, 39
Price, Harold L.....	1956
Price, Michael.....	1995, 98
Price, P.M.....	1925
Price, Terry.....	1986, 87, 88, 89
Pringle, Hutson.....	2010, 11
Prokop, Merl A.....	1947
Puckett, Felix S.....	1905, 06
Puckett, John W.....	1902, 03
Puff, Courtney (Trainer).....	1999
Pugh, Jordan.....	2006, 07, 08, 09
Pugh, Marion C.....	1938, 39, 40
Pullig, Corey.....	1992, 93, 94, 95
Pustejovsky, Ed.....	1976, 77, 78, 79
Pyburn, Jack H.....	1964, 65, 66

R

Rackley, Caleb (Manager).....	1997
Ragsdale, Robert.....	1897, 98
Rahn, Leon F.....	1939, 40
Raiford, Aubrey.....	1981
Rainey, Kijay (Trainer).....	2004
Randall, Gary.....	2009
Randle, Floyd.....	1977, 78
Randle, Taylor.....	2011
Randolph, Will.....	2011
Rankin, Matt.....	2009
Ransby, Felton.....	1988, 90
Ransom, Dennis.....	1987, 88, 89, 90
Raschke, Craig.....	2009
Rau, Tim (Manager).....	1988, 89
Raven, Floyd.....	2011
Rawlins, Harry E.....	1918
Ray, John.....	2004, 05
Ray, Tom.....	1985
Reagan, Travis H.....	1961, 62, 63
Red, Darrell.....	1991, 92, 93
Redus, James.....	1979
Reed, Bryce.....	2003, 04, 05, 06
Reed, Phillip (Manager).....	1999, 2002
Reed, Roderick.....	1976, 77
Reed, Roman.....	1983
Rees, W. Nelson.....	1931
Reeves, John R.....	1939, 40
Reeves, Ken.....	1981, 82, 83, 84
Reid, Steve (Manager).....	1983, 84
Reinartz, Cole.....	1992, 93, 94
Reinhard, Brittani (Trainer).....	2010
Rektorik, J.A.....	1926

Reneau, Will (Video).....	2005, 06
Renfro, Colby.....	2008
Resley, George.....	1968
Restivo, Brian (Manager).....	1995, 96, 97, 98
Reuber, Alan.....	2000, 01, 02, 03
Reynolds, James.....	1968
Reynolds, John W.....	1965
Reynolds, Ron.....	1984
Reynolds, Shawn.....	1995
Rhodes, Alyson (Trainer).....	2005
Rhodes, Burnest.....	1997, 98
Rice, Matt (Manager).....	1999, 2000, 01
Richard, John.....	1992, 94
Richardson, Bucky.....	1987, 88, 90, 91
Richardson, Lester S.....	1939, 41
Richardson, Rod.....	1982
Richenstein, Charles A.....	1905
Richey, Derrick.....	1987, 88, 89
Richter, Charles E.....	1927, 28, 29
Ricke, Mike (Trainer).....	1980, 81
Rickman, Rick (Manager).....	1968
Ridenhower, Ray.....	1901, 02
Riewe, Dustin.....	2007, 08
Riggs, Charlie.....	1966, 67, 68
Riley, L'Tydrick.....	2002, 03, 04, 06
Rion, Dennis.....	1983
Risien, Cody.....	1976, 77, 78
Risien, Flint.....	1980, 81, 82
Roach, James B.....	1933
Roaches, Carl.....	1972, 73, 74, 75
Robbins, Cooper P. Jr.....	1952, 53
Robbins, Donald.....	1955
Robbins, Doug.....	1970
Robbins, Mike.....	1979, 81, 82
Roberts, F.A. (Manager).....	1913
Roberts, William C.....	191908
Robertson, Art Mitchell.....	1970, 71
Robertson, Harold.....	1998, 99, 2000, 01
Robertson, John E.....	1931, 33
Robinson, Ivan.....	2010, 11
Robinson, Jeroy.....	1986, 87, 88, 89
Robison, Tommy.....	1980, 81, 82, 83
Robnett, Edward.....	1939
Robnett, Marshall F.....	1938, 39, 40
Rockhold, Jason.....	1989, 90
Rodriguez, Chris (Trainer).....	2007
Rodriguez, Christian.....	1998, 99, 2000, 01
Roepeke, Robert E. (Manager).....	1961
Rogers, Cullen J.....	1939, 41, 42
Rogers, Gary.....	1982
Rogers, Gerald G.....	1961, 62, 63
Rogers, Joe C.....	1915, 16
Rogers, Owens A.....	1936, 37, 38
Rollins, Brook (Trainer).....	1997, 98, 2000
Rollins, Gerald D. (Manager).....	1956
Rollins, John W.....	1914, 15, 16
Rollins, Zerick.....	1995, 96, 97
Roome, Brian (Manager).....	1996, 97, 98
Roper, James S.....	1958
Roper, John.....	1985, 86, 87, 88
Rophial, Steve (Trainer).....	1996, 99
Rouquomore, Michael A.....	1962
Ross, David.....	2002, 03, 04, 05
Ross, Brian.....	1986, 87, 88, 89
Ross, James B.....	191906, 07
Rothe, Joe H.....	1939, 40
Rother, Randy.....	1982
Routt, Joe E.....	1935, 36, 37
Routt, William A.....	1938, 39, 40
Rowe, Casimira (Trainer).....	2006
Royalty, Charlie A.....	1948, 49
Ruby, Martin O.....	1939, 40, 41
Rudder, James Earl.....	1931
Rugel, Dan F.....	1907, 08, 09
Ruhman, Chris.....	1994, 95, 96, 97
Rush, Marshall N.....	1951, 52
Rush, William T.....	1949, 50, 51
Rushing, Eli.....	1937, 38
Russell, Caleb.....	2010, 11

Russell, Josh.....	2008
Rylander, W.E.....	1915

S

Sacra, Joseph R.....	1944, 46, 47
Sacra, Joseph R. Jr.....	1970, 71, 72
Saddler, Rod.....	1983, 84, 85, 86
Sagraves, Steven.....	1990, 91
Sallee, Bill D.....	1965, 66, 67
Salver, Johnny A.....	1951, 52, 53
Sammons, Thomas B.....	1904
Sams, Bucky.....	1973, 74, 75
Sanders, Chris.....	1991, 92, 94, 95
Sanders, Eugene.....	1976, 77, 78
Sanders, Robert W.....	1957, 58, 59
Sanders, S.H.....	1921
Sanders, Scot.....	1991
Sanders, Thomas.....	1980, 81, 82, 84
Sanders, T.J.....	2007
Sarkissian, Steve.....	1989
Sawyer, Buzzy.....	1981
Sawyer, Randy.....	1982
Saxe, Augie W.....	1950, 51
Saxe, Charles S.....	1951, 52
Scarborough, J.S.....	1908
Scales, Rhontae.....	2010, 11
Scates, Cody.....	2000, 01, 02, 03
Schaedel, Charles T.....	1910, 11
Schero, Joe E.....	1952, 53, 54
Schoonover, Denise (Trainer).....	1997
Schmid, Joe H. (Manager).....	1957
Schmidt, Hubert.....	1906, 07
Schmidt, Pat (Trainer).....	1995
Schneider, Daniel W.....	1965, 66, 67
Schneider, Staci (Trainer).....	2009
Schneider, Travis.....	2005, 06, 07, 08
Schorp, Greg.....	1990, 91, 92, 93
Schroeder, Bruno E.....	1935, 37, 38
Schroeder, Chad.....	2003, 04, 05, 06
Schroeder, William H.....	1953, 54
Schultz, Earl.....	1900, 01, 02, 03
Schuster, Taylor.....	2003, 04, 05
Schwarz, Blake.....	1972, 73, 74, 75
Scoggins, Phillip C.....	1964, 65
Scott, David.....	1979, 80
Scott, Herbert B.....	1952
Scott, Johnny D.....	1952, 53
Scott, Joseph O.....	1944, 46
Scott, Richard E.....	1949
Scott, Verne A.....	1914
Scovell, J. Field.....	1928
Scudder, Carl F.....	1918, 19, 20
Seago, H.W.....	1936
Seeker, Ricky.....	1972, 73, 74
Seely, Bill.....	1968, 69
Seely, Tommy (Manager).....	1994, 95
Self, Rocky.....	1969
Settegast, Marion E. Sr.....	1914, 15, 16
Settegast, Marion E. Jr.....	1943
Shaeffer, Robert J.....	1949, 50, 51
Shankle, E.J.....	2007, 08
Shanks, Jeff.....	1988, 89
Shaw, Joe.....	1969
Sheffield, Corky.....	1969, 72
Sheffield, Jimmy.....	1968, 69, 70
Shefts, Morton.....	1944, 46
Shelton, J. Howard.....	1939, 40
Sherman, Matt.....	2011
Shields, John (Trainer).....	1996, 99
Shiller, Steve.....	1983
Shipman, David.....	1974, 75, 76
Shippix.....	1909
Shira, Charles N.....	1943, 44
Shockey, Jacob C.....	1935, 36, 37
Showers, Jameil.....	2011
Shumard, Michael.....	2006, 07, 08, 09
Schuster, Taylor.....	2004
Sibley, William R.....	1941, 42

Sikes, Delmar D.....	1950
Sikes, Jules V.....	1925, 26, 27
Siler, Rich.....	1983, 84, 85
Simmons, A.L.....	1956, 57
Simmons, Elvis A.....	1940, 41, 42
Simmons, J.A.....	1926
Simmons, Melvin D.....	1962, 63, 64
Simmons, Randy.....	1988, 89, 90, 91
Simmons, Wayland A.....	1959, 60, 61
Simon, Amon.....	1998, 99, 00, 01
Simon, Burnis.....	1980, 81, 82, 83
Simonini, Edward.....	1972, 73, 74, 75
Simpson, J.V.....	1902, 03, 04
Simpson, O.M.....	1897, 98, 99
Simpson, Phillip.....	1977, 78, 79
Simpson, Will.....	1998
Sims, Arthur R.....	1958, 59, 60
Sims, J.P. (Trainer).....	1988, 89
Sims, M.W.....	1894
Sinclair, Bennie C.....	1953, 54
Singleton, Bryant.....	2002, 03, 04
Singleton, James M.....	1965, 66
Singleton, Percy.....	1992
Sipe, Brent (Trainer).....	1989
Skinner, Ben S. (Manager).....	1952
Slater, Scott.....	1985, 86, 87, 88
Slaton, Tony.....	1982, 83, 84
Slaughter, Marion P.....	1942
Slocum, Shawn.....	1984
Smelser, Dennis.....	1973, 74, 75
Smith, Alan.....	1980, 81, 83, 84
Smith, Bland.....	1970, 71
Smith, Brent.....	1985, 86, 87, 88
Smith, Chris.....	2006, 07
Smith, Darrell.....	1976, 77, 78
Smith, Darrell.....	1982, 83, 84
Smith, Detron.....	1992, 93, 94, 95
Smith, Don G.....	1956, 57, 58
Smith, Earl L.....	1939, 40
Smith, Everett.....	2000, 01, 02, 03
Smith, George.....	1982, 83
Smith, Gilbert.....	1966
Smith, Greg (Video).....	2005
Smith, H.E.....	1937, 38, 39
Smith, Henry.....	2006, 07
Smith, Keondra.....	2007, 08
Smith, Kevin.....	1988, 89, 90, 91
Smith, Langston M.....	1914, 15
Smith, Linnis.....	2000, 01, 02, 03
Smith, Lionel.....	2009, 10, 11
Smith, M.V.....	1920, 21
Smith, Preston W.....	1945, 46, 47, 48
Smith, Ralph W.....	1958, 59, 60
Smith, Randy (Trainer).....	1982, 83
Smith, Robert L.....	1949, 50, 51
Smith, Ted.....	1969, 70, 71
Smith, Vance.....	1999, 2000, 01
Smitham, Verner R. (Manager).....	1914
Snow, Dion.....	1988, 89
Solari, Steve.....	1991, 92, 93
Sooy, Tom.....	1967, 68, 69
Sorrell, Gary.....	1987, 88, 89
Spacek, Sheila (Trainer).....	2006
Spadora, Joseph (Manager).....	1965
Spake, W.E.....	1912
Speed, Carleton D.....	1925
Spencer, Michael F.....	1949, 50
Spencer, Oliver E.....	1914
Spencer, Rick.....	1971
Spencer, Ted L.....	1931, 32, 33
Spikes, Cameron.....	1995, 96, 97, 98
Spiller, Derrick.....	1995, 96, 97, 98
Spiller, Fred.....	2000
Spires, Truman E.....	1945
Spitzenberger, Steve.....	1975, 76, 77
Spivey, Marshall.....	1939, 40, 41
Sprague, Jayme (Trainer).....	2005
Sprott, Alton C.....	1926, 27
Sproule, Colin.....	2004

Squillante, Anthony	2002, 03
Stabler, James M.	1964, 65
Stach, Stanfield A.	1933, 35
Stages, William E.	1936
Stahr, Richard (Trainer)	1989
Stallings, Eugene C.	1954, 55, 56
Stallings, Rusty	1968, 69
Stanley, James L.	1955, 56, 57
Stanford, Eric	1999, 2000, 01
Stanley, Mark	1973, 74, 75
Stansbury, Gavin	2011
Stansberry, Robert	1969
Stautzenberger, Weldon O.	1946, 47, 48
Steadman, Blake	2006
Steadman, Nate	1982, 83, 84
Steamer, Dominique	2003, 04, 05
Steen, Elroy	1977, 78, 79
Steffens, Karl K.	1938
Steffy, Cynthia (Trainer)	2009
Stegent, Larry	1967, 68, 69
Stenklyft, David (Manager)	2007, 08, 09
Stephens, Bradley	2008, 09, 10
Stephens, Clint (Video)	2005
Stephenson, Phillip (Manager)	1980, 81
Sterling, James R.	1939, 40, 41
Sterns, James B.	1896, 97, 98
Stevens, Barry	1983
Stewart, Brannon	1996, 97, 98
Stewart, Jonathan	2009, 10, 11
Steymann, Walter R.	1942
Stickane, Scott	2000, 01, 02, 03
Stinson, Mike	1968, 69
Stiteler, Robert H.	1930
Stoss, Robert	1979, 80, 81, 82
Stratton, Carl K.	1972, 73, 74
Street, Gus C.	1899, 1901, 02, 03, 04
Street, Robert L. (Manager)	1948, 49
Stringfellow, Jack C.	1933
Strogen, Bobby	1979, 80, 81, 82
Stuard, Kyle	1980, 81, 82, 83
Stump, Craig	1984, 85, 86, 87
Sturcken, Edward B.	1942
Stutz, Boone	2004, 05
Suggs, Tommy	1982
Sullivan, Mike	1989
Surovik, John H. (Manager)	1952, 53
Svatek, Johnnie	1977, 78, 79
Swan, Michael K.	1963
Swedeen, John	1970
Swilley, Dennis	1973, 74, 75, 76
Swope, Ryan	2009, 10, 11
Symes, Clarence	1906, 07
Szymanski, Matt	2006, 07

T

Talbot, Layne	1987, 88, 89, 90
Taliaferro, Darrell	1973
Tankersley, Rick	1985, 86
Tannehill, Ryan	2008, 09, 10, 11
Tarrant, Cornell	2007
Tassos, Damon G.	1943, 44
Tate, Andi (Trainer)	2004
Tate, Marvin P.	1952, 53, 54
Taylor, Anthony	1986, 87
Taylor, Arthur W.	191908, 09
Taylor, Chris	1997, 98, 99, 2000
Taylor, Earvin	2003, 04, 06, 07
Taylor, Jamaar	2001, 02, 03
Taylor, Kenneth	1977, 78
Taylor, Loyd F.	1955, 56, 57
Taylor, Samson	2005
Taylor, Tyrell	2011
Teague, Doug	1976, 77, 78, 79
Teague, Foster S.	1953
Teague, Sammie R. (Manager)	1959
Teal, Jimmy	1982, 83, 84
Teate, Randall	1976
Teichelman, Lance	1990, 91, 92, 93

TenNapel, Garth	1973, 74, 75
Terrell, Steven	2009, 10, 11
Terry, Barrett (Manager)	2006
Terry, Sean	1994, 95
Tewell, Dennis (Trainer)	1967
Thelen, David	1989, 90
Theriot, Sidney J.	1952, 53, 54
Thierry, Chris	1996, 97, 98, 99
Thigpen, Kolten	2011
Thomas, Brian	2009, 10, 11
Thomas, Charlie	2010, 11
Thomas, Clifford	1969
Thomas, Clifton	1970
Thomas, Edwin W.	1913, 14
Thomas, Joey	2004, 05, 06, 07
Thomas, Laura (Manager)	2008
Thomas, Matt (Trainer)	2000
Thomas, Patrick S.	1972, 73, 74, 75
Thomas, Rodney	1991, 92, 93, 94
Thomas, Terrence	2001, 02, 04
Thomas, William	1988, 89, 90
Thomason, James N.	1938, 39, 40
Thompson, DeAndre	2010, 11
Thompson, DeMaurier	2007, 08, 10
Thompson, George E.	1980
Thompson, Kyle (Trainer)	1995
Thompson, Nash O.	1934
Thompson, Paul (Manager)	2007, 08, 09, 10
Thompson, Ryan (Manager)	2005
Thompson, Taquillin "TaTa"	2003
Thompson, Thomas E.	191909
Thompson, Tony	1985, 86, 87
Thompson, William	1973, 74, 75, 76
Thornton, Marques	2003, 04, 05, 06
Thornton, Penn B.	1916
Thorpe, Preston (Video)	2006
Thrower, John D.	1899, 1900
Thurmond, Albert N.	1972, 73, 74
Tidwell, Billy R.	1949, 50, 51
Todd, Dick S.	1936, 37, 38
Tolleson, Mike	1986
Toney, Anthony	1984, 85
Toombs, JaMar	1998, 99, 2000
Tomo, Frank V.	1946
Torres, John (Manager)	2010
Tracey, Taylor	1956, 57, 58
Tracy, Carroll A.	1928, 29, 30
Tracy, Henry C.	1972, 73, 74, 75
Tracy, H.H.	1897
Trahan, Warren	1973, 74
Trammell, Bud	1973
Trice, Nick	2009
Trimble, Murry H.	1955, 56
Trimmier, Tim	1973
Trew, Robert L.	1913
Trott, Bobby (Trainer)	1966
Tschantz, Todd	1984, 85, 86
Tucker, Kevin	1989, 90
Tucker, Lanning (Trainer)	1985, 86
Tucker, M. Dwayne	1948, 49, 50
Tucker, Rex	1995, 96, 97, 98
Tufuga, David	2007
Tulis, Robert F.	1941, 46, 47
Tupe, Misi	2006, 07
Turley, Herbert E.	1943, 46, 47, 48
Turner, J.G.	1937
Turner, Lafayette	1986, 87, 88
Turner, Stanley S.	1943
Turney, John	1968

U

Ullrich, Charles E.	1933
Underwood, James	1990
Uriegas, Alberto (Trainer)	1984
Utay, Joe	1905, 1906, 07
Utsey, Kali (Trainer)	2007
Uzzell, William J.	1963, 64

V

Vaden, Frank S. (Manager)	1955
Valencia, Colton	2009
Valentine, Ira	1982, 84, 85, 86
Valentine, Justin (Manager)	2010
Valletta, Chris	1997, 98, 99, 2000
Vandervoort, A.S.	1918, 19
Van Dyke, Lewis E.	1960, 62
Van Pelt, Thomas E. (Trainer)	1960
Van Sant, Jon	1980, 81, 82
Van Zandt, Roscoe L.	1928, 30
Van Zant, Tim	2001, 02, 03
Vassar, William C. (Manager)	1963
Vaughn, John (Manager)	1981, 82
Vaughan, Ryan	2007
Vaughn, Tommie	1938, 39, 40
Veckert, Harman H.	1896, 97
Vela, Anthony	2008, 09, 10
Vela, Javier	1967, 68
Velasquez, Joe	1981, 82, 83, 84
Venetoulis, Manoli	1995
Venetoulis, Terry	1990, 91, 92, 93
Vesmirovsky, E.	1910, 11, 12, 13
Vestal, Kevin	1997
Vick, Richard P.	1954
Vick, Roger	1983, 84, 85, 86
Villavencio, Joe	2008, 09, 10, 11
Vincent, Andy	1996, 97, 98, 99
Vincent, Randy	1990, 91
Vitek, Richard D.	1935, 36, 37
Vordenbaumen, Tim	1993, 94
Vos, Kelly (Trainer)	1997
Voss, Kenneth R.	1948
Vrazel, Aaron (Video)	2005, 06

W

Waddle, Percy	1987, 88, 89
Waguespack, Keith	1994
Walker, Alvin (Skip)	1972, 73, 74, 75
Walker, Bill	1986
Walker, David	1973, 74, 76, 77
Walker, Elvis	1982
Walker, George	1966
Walker II, Larry	1993, 94, 95, 96
Walker, L.E.	1918
Walker, Shawn	1983, 84
Walker, Shea	1983, 84, 85, 86
Walker, Weldon F.	1935
Walker, William E.	1944
Walker, William T.	1902, 03, 04, 05
Wallace, Aaron	1986, 87, 88, 89
Wallace, Cody	2005, 06, 07
Wallace, Larry	1991, 93
Ward, Arland L.	1909
Ward, Brandon	1994
Ward, C.E.	1909, 10
Ward, Shaun	2011
Ward, Tim	1979, 80, 82
Ward, Waylon O.	1963, 64
Ward, William R.	1963
Ware, Derek	1990
Wareham, Robert (Trainer)	2006
Warneke, Carl	1973, 74, 75
Warren, Justin	2003, 04, 05, 06
Warren, Ty	1999, 2000, 01, 02
Washington, Mickey	1987, 88, 89
Washington, William H.	1912
Watkins, Ronald	1981
Watson, Donald A.	1954, 55, 56
Watson, Matt (Manager)	1994
Watson, Steve	1983
Watts, Arthur P.	1984
Watts, Claude D.	1925, 26
Watts, Dale	1968, 69
Waugh, C.A.	1923, 24
Weaver, Mark	1966, 67

Webb, Duncan	1983, 84, 85
Webb, James	1988, 89, 91
Webb, Randall	2001, 02
Webb, Richmond	1986, 87, 88, 89
Weber, Joe	1999, 2000, 01, 02
Webster, Jason	1996, 97, 98, 99
Webster, J.D.	1940, 41, 42
Weghorst, Allan (Manager)	1985
Weinert, Arthur	1900, 08
Weir, David (Trainer)	1987, 88
Weir, H.B.	1917
Weir, W.C.	1919, 20, 21
Weiss, Joe H.	1964, 65, 66
West, Bruce	1973, 74, 75
Welch, F. Barney	1942, 46, 47
Welborn, Joseph H.	1963, 64, 65
Wells, Gaddy	1967
West, F.T.	1921
Wesley, Brian	2000
Wesley, Dexter	1990, 91, 92, 93
Wesson, T. Euell	1939, 40, 41
West, Donald E.	1964
Westbrook, Wm. A. (Manager)	1962
Westerberg, Tom (Manager)	1984
Westerfield, Ira Dan	1964, 65, 66
Weston, Sean	2000, 01, 02, 03
Whately, Richard E.	1963, 64, 65
Wheat, Shannon (Trainer)	1984, 85
Wheat, Wayne	1969
Wheeler, Lee (Manager)	1982, 83
Wheeler, Mark	1990, 91
Weisinger, Jeremy	1999
Whistler, Anthony (Trainer)	1997
Whittaker, Richard	2000, 01
White, Finis L.	1939
White, Joe R.	1937, 38, 39
White, Junior	1991, 92, 93, 94
White, Oscar M.	1945
White, Ryan	2004
Whitehead, Gary	1971, 72
Whitfield, Calvin	1984, 85, 86
Whitfield, John T.	1935, 36
Whitley, Taylor	1999, 2000, 01, 02
Whitmer, Ryan	2009
Whitmore, Jack	1967, 68, 69
Whittaker, Wray W.	1946, 47, 48, 49
Whitwell, Mike	1978, 79, 80, 81
Whyte, James A.	1910
Wiatrek, Tyler (Trainer)	2008
Wickerhan, James B.	1964
Wiebold, Bill	1971, 72
Wiley, J.E.	1943
Wilkerson, Grady	1973, 74, 75, 76
Wilkins, W. Taylor	1934, 35
Willenborg, James C.	1962, 63, 64
Williams, Andre	1993, 94, 95, 96
Williams, Anthony	1989, 90
Williams, Brandon (Trainer)	1995
Williams, Cedric	1993
Williams, Chris (Manager)	2004
Williams, Cody	2008, 09
Williams, Doug	1984, 85
Williams, Garrick	2008, 09, 10, 11
Williams, George	1939
Williams, Greg	1980, 81, 82
Williams, Jackie	1973, 74, 75
Williams, Jimmie	1980, 81, 82, 83
Williams, J. Maurice	1939
Williams, K.J.	2008, 09
Williams, Lee (Manager)	1995, 96
Williams, Michael	1975, 76, 77
Williams, Michael	1996, 97
Williams, Pat	1995, 96
Williams, Reggie	1973, 74
Williams, Robert H.	1941, 42
Williams, Sammy	1968
Williams, T.J.	1905
Williams, Vincent	2008, 09

Williams, W.B.	1931, 32
Williamson, Drew	2008
Willis, Nicholas W.	1934, 35
Willoughby, Jack (Manager)	1971
Wilson, E.S.	1916, 17, 18, 19
Wilson, Fay	1923, 24, 25
Wilson, Jeff	1997
Wilson, Matt	1984, 85, 86, 87
Wilson, Richard O.	1922, 23
Wilson, Robert	1988, 89, 90
Wilson, Roy D. (Trainer)	1963
Wilson, Sean	1987, 88, 89, 90
Wilson, T.F.	1920, 21, 22, 23
Wilson, W.W.	1924
Winkler, Andrew	1897, 98
Winkler, James C.	1945, 46, 47, 48
Winkler, Lawrence E.	1952, 53, 54
Winn, W.E.	1921
Withers, John	1982
Wolf, Herbert J.	1954, 55
Wolf, William M.	1930
Worlidge, Andrew	2010, 11
Wood, Frank M.	1939
Wood, Jeff	2008, 09
Wood, Joe	1966
Wood, Ken	2009, 10, 11
Wood, Kristen (Trainer)	1995
Woods, Jesse	2004
Woodard, George	1975, 76, 77, 79
Woodard, Mike (Trainer)	1976
Woods, Fred	2003
Woodfin, Jim (Manager)	1986, 87, 88
Woodland, Sully	1932, 33
Woodman, Cony N.	1904, 06
Woodman, James O.	1930
Woodman, V.W.	1925, 26
Woods, Jesse	2002
Woodside, Keith	1983, 85, 86, 87
Wooldridge, Toron	2002
Work, Chris	1988
Worthing, Evan E.	1901, 02
Wright, Anthony	2002
Wright, Charlie E.	1943, 46, 47, 48
Wright, Delvin	1997
Wright, Don	1977, 78
Wright, Fred G.t.	1935
Wright, James	1955, 56, 57
Wright, Larry	1973
Wright, R.C.	1943, 46
Wright, Richard H.	1932
Wright, Will	1979, 80, 81, 82
Wurzback, Mark	1984, 85, 86
Wyatt, Sherrod	1994, 96
Wylie, H.P.	1926
Wylie, Randy	1983, 84, 85

Y

Yates, Billy	1999, 2000, 01, 02
Yates, Paul T.	1944
Yeagain, C.W.	1944, 45
Yeoman, William F.	1945
Yocum, Gill	1971
Yoder, Chris	2004, 05, 06, 07
Young, Gary	1976
Young, Jacob	2003, 04
Young, Roy O.	1935, 36, 37
Young, Stephen	1997, 98, 99, 2000

Z


Zachery, James	1977, 78, 79
Zachry, Ben	1984, 85
Zapalac, Willie F.	1941, 42, 46
Zarafonitis, George H.	1928, 29
Zedler, Otto F. (Manager)	1916
Zuch, Howard W.	1951, 52

— TEXAS A&M's BOWL HISTORY (14-19) —

YEAR	BOWL	DATE	LOCATION	STADIUM	RESULT
2011	Texas	Dec. 31, 2011	Houston, Texas	Reliant Stadium	A&M33 Northwestern 22
2010	Cotton	Jan. 7, 2011	Arlington, Texas	Cowboys Stadium	LSU41 A&M 24
2009	Independence	Dec. 28, 2009	Shreveport, La.	Independence Stadium	Georgia44 A&M 20
2007	Alamo	Dec. 29, 2007	San Antonio, Texas	Alamodome	Penn State24 A&M 17
2006	Holiday	Dec. 28, 2006	San Diego, Calif.	Qualcomm Stadium	California45 A&M 10
2005	Cotton	Jan. 1, 2005	Dallas, Texas	Cotton Bowl	Tennessee38 A&M 7
2001	Houston	Dec. 28, 2001	Houston, Texas	Astrodome	A&M28 TCU 9
2000	Independence	Dec. 31, 2000	Shreveport, La.	Independence Stadium	Mississippi State43 OT A&M 41
1999	Sugar	Jan. 1, 1999	New Orleans, La.	Superdome	Ohio State24 A&M 14
1999	Alamo	Dec. 28, 1999	San Antonio, Texas	Alamodome	Penn State24 A&M 0
1998	Cotton	Jan. 1, 1998	Dallas, Texas	Cotton Bowl	UCLA29 A&M 23
1995	Alamo	Dec. 29, 1995	San Antonio, Texas	Alamodome	A&M22 Michigan 20
1994	Cotton	Jan. 1, 1994	Dallas, Texas	Cotton Bowl	Notre Dame24 A&M 21
1993	Cotton	Jan. 1, 1993	Dallas, Texas	Cotton Bowl	Notre Dame28 A&M 3
1992	Cotton	Jan. 1, 1992	Dallas, Texas	Cotton Bowl	Florida State10 A&M 2
1990	Holiday	Dec. 29, 1990	San Diego, Calif.	Jack Murphy Stadium	A&M65 BYU 14
1989	Sun	Dec. 30, 1989	El Paso, Texas	Sun Bowl	Pittsburgh31 A&M 28
1986	Cotton	Jan. 1, 1986	Dallas, Texas	Cotton Bowl	A&M36 Auburn 16
1988	Cotton	Jan. 1, 1988	Dallas, Texas	Cotton Bowl	A&M35 Notre Dame 10
1987	Cotton	Jan. 1, 1987	Dallas, Texas	Cotton Bowl	Ohio State28 A&M 12
1981	Independence	Dec. 12, 1981	Shreveport, La.	Fair Park Stadium	A&M33 Oklahoma State 16
1978	Hall of Fame	Dec. 20, 1978	Birmingham, Ala.	Legion Field	A&M28 Iowa State 12
1977	Bluebonnet	Dec. 31, 1977	Houston, Texas	Astrodome	USC47 A&M 28
1977	Sun	Jan. 2, 1977	El Paso, Texas	Sun Bowl	A&M37 Florida 14
1975	Liberty	Dec. 22, 1975	Memphis, Tenn.	Liberty Bowl	USC20 A&M 0
1968	Cotton	Jan. 1, 1968	Dallas, Texas	Cotton Bowl	A&M20 Alabama 16
1957	Gator	Dec. 27, 1957	Jacksonville, Fla.	Gator Bowl	Tennessee3 A&M 0
1950	Presidential Cup	Dec. 8, 1950	College Park, Md.	Byrd Stadium	A&M40 Georgia 20
1944	Orange	Jan. 1, 1944	Miami, Fla.	Orange Bowl	LSU19 A&M 14
1942	Cotton	Jan. 1, 1942	Dallas, Texas	Cotton Bowl	Alabama29 A&M 2 1
1941	Cotton	Jan. 1, 1941	Dallas, Texas	Cotton Bowl	A&M13 Fordham 12
1940	Sugar	Jan. 1, 1940	New Orleans, La.	Tulane Stadium	A&M14 Tulane 13
1922	Dixie Classic	Jan. 2, 1922	Dallas, Texas	Fair Park	A&M22 Centre College 14

HISTORY

A Centre College runner (dark jersey) is stopped on the A&M 1-yard line. A&M's T.F. "Puny" Wilson is No. 3 and Cap Murrah is No. 11. Wilson was the hero of the 1922 Dixie Classic, scoring two touchdowns and a safety as the Aggies posted a huge upset.



A&M IN RANKED-TEAM GAMES

2011

S 04	#8	A&M	NR	SMU	W	46-14
S 17	#9	A&M	NR	Idaho	W	37-7
S 24	#8	A&M	#7	Oklahoma St	L	29-30
O 01	#14	A&M	vs #18	Arkansas	L	38-42
O 08	#24	A&M	at NR	Texas Tech	W	45-40
O 15	#21	A&M	#20	Baylor	W	55-28
O 22	#17	A&M	at NR	Iowa St	W	33-17
O 29	#16	A&M	NR	Missouri (OT)	L	31-38
N 05	NR	A&M	at #7	Oklahoma	L	25-41
N 12	NR	A&M	at #17	Kansas St (4OT)	L	50-53

2010

O 09	NR	A&M	vs #11	Arkansas	L	17-24
O 16	NR	A&M	#21	Missouri	L	9-30
N 06	NR	A&M	vs #11	Oklahoma	W	33-19
N 13	#23	A&M	at NR	Baylor	W	42-30
N 20	#18	A&M	#9	Nebraska	W	9-6
N 25	#17	A&M	at NR	Texas	W	24-17
J 07	#17	A&M	vs #11	LSU	L	24-41

2009

O 10	NR	A&M	#15	Oklahoma St.	L	31-36
O 24	NR	A&M	at #21	Texas Tech	W	52-30
N 26	NR	A&M	#3	Texas	L	39-49

2008

O 04	NR	A&M	at #21	Oklahoma St	L	28-56
O 18	NR	A&M	#7	Texas Tech	L	25-43
N 08	NR	A&M	#6	Oklahoma	L	28-66
N 27	NR	A&M	at #4	Texas	L	9-49

2007

S 01	#25	A&M	NR	Montana St	W	38-7
S 08	#23	A&M	NR	Fresno St (3OT)	W	47-45
S 15	#25	A&M	NR	UL-Monroe	W	54-14
S 20	#20	A&M	at NR	Miami (Fla.)	L	17-34
O 27	NR	A&M	#12	Kansas	L	11-19
N 03	NR	A&M	at #5	Oklahoma	L	14-42
N 10	NR	A&M	at #7	Missouri	L	26-40
N 23	NR	A&M	#12	Texas	W	38-30

2006

O 14	NR	A&M	#19	Missouri	W	25-19
O 21	#25	A&M	at NR	Oklahoma St (OT)	W	34-33
O 28	#22	A&M	at NR	Baylor	W	31-21
N 04	#21	A&M	#18	Oklahoma	L	16-17
N 11	#24	A&M	NR	Nebraska	L	27-28
N 24	NR	A&M	at #11	Texas	W	12-7
D 28*	#21	A&M	vs #20	California	L	10-45

* Holiday Bowl, San Diego, Calif.

2005

S 03	#17	A&M	at NR	Clemson	L	24-25
N 25	NR	A&M	#2	Texas	L	29-40

2004

S 02	NR	A&M	at #19	Utah	L	21-41
O 16	#23	A&M	at #15	Oklahoma St.	W	36-20
O 23	#17	A&M	NR	Colorado (OT)	W	29-26
O 30	#17	A&M	at NR	Baylor (OT)	L	34-35
N 06	NR	A&M	#2	Oklahoma	L	35-42
N 13	#22	A&M	NR	Texas Tech (OT)	W	32-25
N 25	#22	A&M	at #5	Texas	L	13-26
J 01*	#20	A&M	#15	Tennessee	L	7-38

* Cotton Bowl, Dallas.

2003

S 18	NR	A&M	at #8	Virginia Tech	L	19-35
S 27	NR	A&M	#17	Pittsburgh	L	26-37
O 18	NR	A&M	at #14	Nebraska	L	12-48

ENTERING THE 2012 SEASON

Total Times Ranked 317

Times Ranked No. 1 7
(most recent Nov. 16, 1957)

Record as a ranked team 209-87-7

Weeks Ranked By Decade

1936-39 12	1960-69 2	1990-99	... 120
1940-49 22	1970-79 49	2000-09 30
1950-59 37	1980-89 33	2010-11 13

O 25	NR	A&M	#18	Oklahoma St.	L	10-38
N 08	NR	A&M	at #1	Oklahoma	L	0-77
N 28	NR	A&M	#6	Texas	L	15-46

2002

A 31	#23	A&M	NR	La.-Lafayette	W	31-7
S 07	#20	A&M	at NR	Pittsburgh	W	14-12
S 21	#19	A&M	#7	Virginia Tech	L	3-13
S 28	#24	A&M	NR	Louisiana Tech	W	31-3
O 05	#23	A&M	NR	Texas Tech (OT)	L	47-48
N 09	NR	A&M	#1	Oklahoma	W	30-26
N 29	NR	A&M	at #10	Texas	L	20-50

2001

O 06	#24	A&M	NR	Baylor	W	16-10
O 13	#25	A&M	at #20	Colorado	L	21-31
N 03	#24	A&M	at NR	Texas Tech	L	0-12
N 10	NR	A&M	at #3	Oklahoma	L	10-31
N 23	NR	A&M	#5	Texas	L	7-21

2000

S 04	#25	A&M	at NR	Notre Dame	L	10-24
O 28	NR	A&M	#10	Kansas State	W	26-10
N 04	#24	A&M	at NR	Oklahoma State	W	21-16
N 11	#23	A&M	#1	Oklahoma	L	31-35
N 24	#22	A&M	at #12	Texas	L	17-43

1999

S 04^	#7	A&M	vs NR	La. Tech	W	37-17
S 18	#7	A&M	NR	Tulsa	W	62-13
S 25	#5	A&M	NR	Southern Miss	W	23-6
O 2	#5	A&M	at NR	Texas Tech	L	19-21
O 09	#13	A&M	NR	Baylor	W	45-13
O 16	#11	A&M	NR	Kansas	W	34-17
O 23	#23	A&M	at NR	Oklahoma	L	6-51
O 30	#18	A&M	NR	Oklahoma State	W	21-3
N 06	#18	A&M	at #9	Nebraska	L	0-37
N 13	#23	A&M	at NR	Missouri	W	51-14
N 26	#17	A&M	#5	Texas	W	20-16
D 27*	#18	A&M	vs #13	Penn State	L	0-24

^ at Shreveport, La. * Alamo Bowl, San Antonio.

1998

A 31+	#14	A&M	vs #2	Florida St.	L	14-23
S 12	#18	A&M	NR	Louisiana Tech	W	28-7
S 19	#17	A&M	at NR	Southern Miss	W	24-6
S 26	#17	A&M	NR	North Texas	W	28-9
O 03	#18	A&M	at NR	Kansas	W	24-21
O 10	#18	A&M	#2	Nebraska	W	28-21
O 17	#10	A&M	at NR	Baylor	W	35-14
O 24	#8	A&M	#25	Texas Tech	W	17-10
O 31	#8	A&M	at NR	Oklahoma St.	W	17-6
N 07	#7	A&M	NR	Oklahoma	W	29-0
N 14	#6	A&M	#13	Missouri	W	17-14
N 27	#6	A&M	at NR	Texas	L	24-26
D 05^	#10	A&M	vs #2	Kansas St (2OT)	W	36-33
J 01*	#8	A&M	vs #3	Ohio State	L	24-14

+ Kickoff Classic, East Rutherford, N.J.

^ Big 12 Championship, St. Louis. * Sugar Bowl, New Orleans, La.

1997

S 27+	#18	A&M	vs NR	North Texas	W	36-10
O 04	#17	A&M	at #16	Colorado	W	16-10
O 11	#13	A&M	NR	Iowa State	W	56-17
O 18	#14	A&M	at #20	Kansas State	L	17-36
O 18	#20	A&M	at NR	Texas Tech	L	13-16
N 01	#25	A&M	#19	Oklahoma State (OT)	W	28-25
N 08	#21	A&M	NR	Baylor	W	38-10
N 15	#18	A&M	at NR	Oklahoma	W	51-7
N 28	#15	A&M	NR	Texas	W	27-16
D 06^	#14	A&M	vs #2	Nebraska	L	15-54
J 01*	#20	A&M	vs #5	UCLA	L	23-29

+ at Texas Stadium, Irving.

^ Big 12 Championship, San Antonio. * Cotton Bowl, Dallas.

1996

A 24	#12	A&M	at NR	BYU	L	37-41
S 14	#25	A&M	at NR	SW Louisiana	L	22-29
S 28	NR	A&M	#12	Colorado	L	10-24
O 19	NR	A&M	#19	Kansas State	L	20-23

1995

S 02	#3	A&M	NR	LSU	W	33-17
S 09	#3	A&M	open date			
S 16	#3	A&M	NR	Tulsa	W	52-9
S 23	#3	A&M	at #7	Colorado	L	21-29
S 30	#10	A&M	open date			
O 07	#8	A&M	at NR	Texas Tech	L	7-14
O 14	#22	A&M	NR	SMU	W	20-17
O 21	#22	A&M	at NR	Baylor	W	24-9
O 28	#19	A&M	NR	Houston	W	31-7
N 04	#17	A&M	open date			
N 09	#18	A&M	at NR	Rice	W	20-17
N 18	#15	A&M	NR	Middle Tenn. St.	W	56-14
N 25	#16	A&M	at NR	TCU	W	38-6
D 02	#16	A&M	#6	Texas	L	6-16
D 09	#19	A&M	open date			
D 29*	#19	A&M	vs #14	Michigan	W	22-20

* Alamo Bowl, San Antonio.

1994

S 03	#15	A&M	at NR	LSU	W	18-13
S 10	#16	A&M	#15	Oklahoma	W	36-14
S 17	#14	A&M	open date			
S 24	#12	A&M	NR	Southern Miss	W	41-17
O 01	#10	A&M	NR	Texas Tech	W	23-17
O 08	#10	A&M	at NR	Houston	W	38-7
O 15	#7	A&M	NR	Baylor	W	41-21
O 22	#6	A&M	NR	Rice	W	7-0
O 29^	#7	A&M	vs NR	SMU	T	21-21
N 05	#11	A&M	at NR	Texas	W	34-10
N 12	#9	A&M	at NR	Louisville	W	26-10
N 19	#9	A&M	NR	TCU	W	34-17
N 26	#8	A&M	open date			
D 03	#8	A&M	open date			

^ Alamodome, San Antonio.

1993

S 05	#5	A&M	NR	LSU	W	24-0
S 12	#5	A&M	at #17	Oklahoma	L	14-44
S 19	#16	A&M	NR	Missouri	W	73-0
S 26	#14	A&M	open date			
O 02	#14	A&M	at NR	Texas Tech	W	31-6
O 09	#14	A&M	NR	Houston	W	34-10
O 16	#13	A&M	at NR	Baylor	W	34-17
O 23	#11	A&M	at NR	Rice	W	38-10
O 30	#11	A&M	NR	SMU	W	37-13
N 06	#10	A&M	open date			
N 13	#11	A&M	#20	Louisville	W	42-7
N 20	#10	A&M	at NR	TCU	W	59-3
N 25	#8	A&M	NR	Texas	W	18-9
D 05	#7	A&M	open date			
J 01*	#7	A&M	vs #4	Notre Dame	L	21-24

* Cotton Bowl, Dallas.

1992

A 26	*7	A&M	*17	Stanford	W	10 - 7
S 05	*7	A&M	at NR	LSU	W	31 - 22
S 12	*7	A&M	NR	Tulsa	W	19 - 9
S 19	*5	A&M	at NR	Missouri	W	26 - 13
S 26	*5	A&M		<i>open date</i>		
O 03	*5	A&M	NR	Texas Tech	W	19 - 17
O 10	*5	A&M		<i>open date</i>		
O 17	*5	A&M	NR	Rice	W	35 - 9
O 24	*5	A&M	NR	Baylor	W	19 - 13
O 31	*5	A&M	at NR	SMU	W	41 - 7
N 07	*5	A&M	NR	Louisville	W	40 - 18
N 12	*4	A&M	at NR	Houston	W	38 - 30
N 21	*4	A&M	NR	TCU	W	37 - 10
N 26	*4	A&M	at NR	Texas	W	34 - 13
D 05	*4	A&M		<i>open date</i>		
J 01*	*4	A&M	vs *5	Notre Dame	L	3 - 28

* Cotton Bowl, Dallas.

1991

S 14	*20	A&M	NR	LSU	W	45 - 7
S 21	*15	A&M	at NR	Tulsa	L	34 - 35
O 05	*23	A&M	at NR	Texas Tech	W	37 - 14
O 12	*21	A&M		<i>open date</i>		
O 19	*19	A&M	at *16	Baylor	W	34 - 12
O 26	*13	A&M	NR	Houston	W	27 - 18
N 02	*12	A&M	at NR	Rice	W	38 - 21
N 07	*12	A&M	at NR	TCU	W	44 - 7
N 16	*13	A&M	NR	Arkansas	W	13 - 3
N 23	*12	A&M	NR	SMU	W	65 - 6
N 28	*10	A&M	NR	Texas	W	31 - 14
D 07	*9	A&M		<i>open date</i>		
J 01*	*9	A&M	vs *5	Florida State	L	2 - 10

* Cotton Bowl, Dallas.

1990

S 01	*13	A&M	at NR	Hawai'i	W	28 - 13
S 15	*12	A&M	NR	SW Louisiana	W	63 - 14
S 22	*12	A&M	NR	North Texas	W	40 - 8
S 29	*11	A&M	at NR	LSU	L	8 - 17
O 06	*19	A&M	NR	Texas Tech	W	28 - 24
O 13	*20	A&M	at *12	Houston	L	31 - 36
O 20	*25	A&M	NR	Baylor	T	20 - 20
D 01	NR	A&M	at *5	Texas	L	27 - 28
D 30*	NR	A&M	vs *13	BYU	W	65 - 14

* Holiday Bowl, San Diego, Calif.

1989

S 02	NR	A&M	*7	LSU	W	28 - 16
S 09	*15	A&M	at NR	Washington	L	6 - 19
S 16	*21	A&M	at NR	TCU	W	44 - 7
S 30	*22	A&M	NR	Southern Miss	W	31 - 14
O 07	*19	A&M	at NR	Texas Tech	L	24 - 27
O 14	NR	A&M	*8	Houston	W	17 - 13
O 21	*23	A&M	at NR	Baylor	W	14 - 11
O 28	*21	A&M	at NR	Rice	W	45 - 7
N 04	*20	A&M	NR	SMU	W	63 - 14
N 24	*14	A&M	*10	Arkansas	L	22 - 23
D 02	*16	A&M	NR	Texas	W	21 - 10
D 30*	*16	A&M	vs *23	Pittsburgh	L	28 - 31

* John Hancock Bowl, El Paso, Texas.

1988

A 27*	*10	A&M	vs *2	Nebraska	L	14 - 23
S 03	*11	A&M	at *17	LSU	L	0 - 27
S 24	NR	A&M	at *18	Oklahoma St.	L	15 - 52
N 12	NR	A&M	at *11	Arkansas	L	20 - 25
D 01	NR	A&M	*20	Alabama	L	10 - 30

* Kickoff Classic, East Rutherford, N.J.

1987

S 05	*15	A&M	*6	LSU	L	3 - 17
S 19	NR	A&M	*10	Washington	W	29 - 12
S 26	*16	A&M	at NR	Southern Miss	W	27 - 14
O 03	*15	A&M	at NR	Texas Tech	L	21 - 27
N 14	*19	A&M	*20	Arkansas	W	14 - 0
N 21	*16	A&M	at NR	TCU	W	42 - 23
N 26	*15	A&M	NR	Texas	W	20 - 13
J 01*	*15	A&M	vs *13	Notre Dame	W	35 - 10

* Cotton Bowl, Dallas.

1986

S 13	*7	A&M	at *14	LSU	L	17 - 35
S 20	*16	A&M	NR	N. Texas State	W	48 - 28
S 27	*14	A&M	NR	Southern Miss	W	16 - 3
O 04	*14	A&M	NR	Texas Tech	W	45 - 8
O 11	*14	A&M	at NR	Houston	W	19 - 7
O 18	*11	A&M	*20	Baylor	W	31 - 30
O 25	*10	A&M	NR	Rice	W	45 - 10
N 01	*10	A&M	at NR	SMU	W	39 - 35
N 15	*7	A&M	at *17	Arkansas	L	10 - 14
N 22	*13	A&M	NR	TCU	W	74 - 10
N 27	*10	A&M	at NR	Texas	W	16 - 3
J 01*	*8	A&M	vs *11	Ohio State	L	12 - 28

* Cotton Bowl, Dallas.

1985

S 14	NR	A&M	at *20	Alabama	L	10 - 23
O 19	NR	A&M	at *14	Baylor	L	13 - 20
N 02	NR	A&M	*19	SMU	W	19 - 17
N 16*	NR	A&M	at *9	Arkansas	W	10 - 6
N 23	*19	A&M	at NR	TCU	W	53 - 6
N 28	*15	A&M	*18	Texas	W	42 - 10
J 01*	*11	A&M	*16	Auburn	W	36 - 16

* at Little Rock. * Cotton Bowl, Dallas.

1984

N 03	NR	A&M	at *19	SMU	L	20 - 28
N 24	NR	A&M	*17	TCU	W	35 - 21
D 01	NR	A&M	at *13	Texas	W	37 - 12

1983

O 29	NR	A&M	*10	SMU	L	7 - 10
N 25	NR	A&M	*2	Texas	L	13 - 45

1982

O 30	NR	A&M	at *4	SMU	L	9 - 47
N 13	NR	A&M	at *10	Arkansas	L	0 - 35
N 25	NR	A&M	at *14	Texas	L	16 - 53

1981

O 31	NR	A&M	*13	SMU	L	7 - 27
N 14	NR	A&M	*16	Arkansas	L	7 - 10
N 26	NR	A&M	*7	Texas	L	13 - 21

1980

S 13	NR	A&M	at *12	Georgia	L	0 - 42
S 20	NR	A&M	*11	Penn State	L	9 - 25
O 18	NR	A&M	*13	Baylor	L	7 - 46
N 01	NR	A&M	at *19	SMU	L	0 - 27

1979

S 08*	*14	A&M	vs NR	BYU	L	17 - 18
S 22	NR	A&M	at *6	Penn State	W	27 - 14
O 13	NR	A&M	*7	Houston	L	14 - 17
N 17	NR	A&M	*9	Arkansas	L	10 - 22
D 01	NR	A&M	*6	Texas	W	13 - 7

* at Houston.

1978

S 09	*16	A&M	at NR	Kansas	W	37 - 10
S 23	*9	A&M	at NR	Boston College	W	37 - 2
S 30	*8	A&M	NR	Memphis State	W	58 - 0
O 07	*7	A&M	NR	Texas Tech	W	38 - 9
O 14	*6	A&M	at *17	Houston	L	0 - 33
O 21	*12	A&M	NR	Baylor	L	6 - 24
N 18	NR	A&M	at *13	Arkansas	L	7 - 26
D 01	NR	A&M	at *14	Texas	L	7 - 22
D 20*	NR	A&M	vs *19	Iowa State	W	28 - 12

* Hall of Fame Bowl, Birmingham, Ala.

1977

S 10	*9	A&M	NR	Kansas	W	28 - 14
S 17	*7	A&M	at NR	Virginia Tech	W	27 - 6
S 24	*6	A&M	at *7	Texas Tech	W	33 - 17
O 01	*5	A&M	at *3	Michigan	L	3 - 41
O 15	*13	A&M	at NR	Baylor	W	38 - 31
O 22	*12	A&M	at NR	Rice	W	28 - 14
O 29	*12	A&M	NR	SMU	W	38 - 21
N 12	*11	A&M	*8	Arkansas	L	20 - 26
N 19	*14	A&M	at NR	TCU	W	52 - 23
N 25	*12	A&M	*1	Texas	L	28 - 57
D 03	*17	A&M	NR	Houston	W	27 - 7
D 31*	*17	A&M	vs *20	USC	L	28 - 47

* Bluebonnet Bowl, Houston.

1976

S 11	*14	A&M	NR	Virginia Tech	W	19 - 0
S 18	*11	A&M	NR	Kansas State	W	34 - 14
S 25	*9	A&M	at NR	Houston	L	10 - 21
O 09	*17	A&M	*15	Texas Tech	L	16 - 27
N 13	*17	A&M	at *14	Arkansas	W	31 - 10
N 20	*11	A&M	NR	TCU	W	59 - 10
N 26	*11	A&M	at NR	Texas	W	27 - 3
J 03*	*10	A&M	vs NR	Florida	W	37 - 14

* Sun Bowl, El Paso, Texas.

1975

S 13	*9	A&M	NR	Ole Miss	W	7 - 0
S 20	*11	A&M	at NR	LSU	W	39 - 8
S 27	*8	A&M	NR	Illinois	W	43 - 13
O 04	*6	A&M	at NR	Kansas State	W	10 - 0
O 11	*6	A&M	at NR	Texas Tech	W	38 - 9
O 18	*5	A&M	at NR	TCU	W	14 - 6
O 25	*5	A&M	NR	Baylor	W	19 - 10
N 08	*4	A&M	NR	SMU	W	36 - 3
N 15	*3	A&M	at NR	Rice	W	33 - 14
N 29	*2	A&M	*5	Texas	W	20 - 10
D 06	*2	A&M	at *18	Arkansas	L	6 - 31
D 20*	*6	A&M	vs NR	USC	L	0 - 20

* Liberty Bowl, Memphis, Tenn.

1974

S 14	*20	A&M	NR	Clemson	W	24 - 0
S 21	*12	A&M	at *7	LSU	W	21 - 14
S 28	*9	A&M	at NR	Washington	W	28 - 15
O 05	*5	A&M	at NR	Kansas	L	10 - 28
O 12	*16	A&M	*7	Texas Tech	W	28 - 7
O 19	*8	A&M	NR	TCU	W	17 - 0
O 26	*8	A&M	at NR	Baylor	W	20 - 0
N 02	*8	A&M	NR	Arkansas	W	20 - 10
N 09	*5	A&M	at NR	SMU	L	14 - 18
N 16	*10	A&M	NR	Rice	W	37 - 7
N 29	*8	A&M	at *17	Texas	L	3 - 32

1973

S 22	NR	A&M	at *11	LSU	L	23 - 28
N 22	NR	A&M	*11	Texas	L	13 - 42

1972

S 16	NR	A&M	at *9	Nebraska	L	7 - 37
S 23	NR	A&M	at *9	LSU	L	17 - 42
N 04	NR	A&M	*20	Arkansas	W	10 - 7
N 24	NR	A&M	at *6	Texas	L	3 - 38

1971

S 25	NR	A&M	at *1	Nebraska	L	7 - 34
O 30	NR	A&M	at *8	Arkansas	W	17 - 9
N 25	NR	A&M	*12	Texas	L	14 - 34

1970

S 19	NR	A&M	at *12	LSU	W	20 - 18
S 26	NR	A&M	at *1	Ohio State	L	13 - 56
O 03	NR	A&M	at *8	Michigan	L	10 - 14
O 31	NR	A&M	*8	Arkansas	L	6 - 45
N 26	NR	A&M	at *1	Texas	L	14 - 52

1969

N 01	NR	A&M	at #4	Arkansas	L	13 - 35
N 27	NR	A&M	#1	Texas	L	12 - 49

1968

S 21	#13	A&M	at #18	LSU	L	12 - 13
O 05	#17	A&M	at NR	Florida State	L	14 - 20
N 02	NR	A&M	#17	Arkansas	L	22 - 25
N 28	NR	A&M	at #6	Texas	L	14 - 35

1967

J 01*	NR	A&M	vs #8	Alabama	W	20 - 16
-------	----	-----	-------	---------	---	---------

** Cotton Bowl, Dallas.*

1966

O 29	NR	A&M	#9	Arkansas	L	0 - 34
------	----	-----	----	----------	---	--------

1965

S 18	NR	A&M	at #8	LSU	L	0 - 10
O 30	NR	A&M	at #2	Arkansas	L	0 - 31

1964

O 31	NR	A&M	#4	Arkansas	L	0 - 17
N 26	NR	A&M	at #5	Texas	L	7 - 26

1963

N 28	NR	A&M	#1	Texas	L	13 - 15
------	----	-----	----	-------	---	---------

1962

S 22	NR	A&M	at #5	LSU	L	0 - 21
N 03	NR	A&M	#8	Arkansas	L	7 - 17
N 22	NR	A&M	at #4	Texas	L	3 - 13

1961

N 23	NR	A&M	#5	Texas	L	0 - 25
------	----	-----	----	-------	---	--------

1960

O 22	NR	A&M	at #7	Baylor	L	0 - 14
O 29	NR	A&M	at #12	Arkansas	L	3 - 7
N 12	NR	A&M	at #16	Rice	L	14 - 21

1959

S 19	NR	A&M	at #19	Michigan St.	W	9 - 7
O 31	NR	A&M	at #17	Arkansas	L	7 - 12
N 26	NR	A&M	#4	Texas	L	17 - 20

1958

S 20	#20	A&M	NR	Texas Tech	L	14 - 15
O 18	NR	A&M	#20	TCU	L	8 - 24
N 08	NR	A&M	at #20	SMU	L	0 - 33

1957

S 21^	#2	A&M	vs NR	Maryland	W	21 - 13
S 28	#2	A&M	NR	Texas Tech	W	21 - 0
O 05	#5	A&M	at NR	Missouri	W	28 - 0
O 12	#3	A&M	NR	Houston	W	28 - 6
O 19	#3	A&M	at NR	TCU	W	7 - 6
O 26	#2	A&M	at NR	Baylor	W	14 - 0
N 02	#1	A&M	at #11	Arkansas	W	7 - 6
N 09	#1	A&M	NR	SMU	W	19 - 6

N 16	#1	A&M	at #20	Rice	L	6 - 7
N 28	#4	A&M	NR	Texas	L	7 - 9
D 31*	#8	A&M	vs #13	Tennessee	L	0 - 3

*^ at Dallas. * Gator Bowl, Jacksonville, Fla.*

1956

S 22	#9	A&M	NR	Villanova	W	19 - 0
S 29	#11	A&M	at NR	LSU	W	9 - 6
O 06	#11	A&M	NR	Texas Tech	W	40 - 7
O 13	#9	A&M	at NR	Houston	T	14 - 14
O 20	#14	A&M	#4	TCU	W	7 - 6
O 27	#7	A&M	#8	Baylor	W	19 - 13
N 03	#5	A&M	NR	Arkansas	W	27 - 0
N 10	#5	A&M	at NR	SMU	W	33 - 7
N 17	#5	A&M	at NR	Rice	W	21 - 7
N 29	#4	A&M	at NR	Texas	W	34 - 21

1955

S 17	NR	A&M	at #1	UCLA	L	0 - 21
S 24	NR	A&M	at #16	LSU	W	28 - 0
O 15	#19	A&M	at #7	TCU	W	19 - 16
O 22	#12	A&M	at #16	Baylor	W	19 - 7
O 29	#11	A&M	at NR	Arkansas	T	7 - 7
N 05	#12	A&M	NR	SMU	W	13 - 2
N 12	#9	A&M	at NR	Rice	W	20 - 12
N 24	#8	A&M	NR	Texas	L	6 - 21

1954

S 18	NR	A&M	#19	Texas Tech	L	9 - 41
O 30	NR	A&M	#4	Arkansas	L	7 - 14

1953

O 03	NR	A&M	#18	Georgia	W	14 - 12
O 24	#15	A&M	at #6	Baylor	L	13 - 14
N 14	NR	A&M	at #16	Rice	L	7 - 34
N 26	NR	A&M	#11	Texas	L	12 - 21

1952

S 27	NR	A&M	at #1	Michigan St.	L	6 - 48
N 27	NR	A&M	at #10	Texas	L	12 - 32

1951

S 30	#6	A&M	at NR	UCLA	W	21 - 14
O 06	#10	A&M	NR	Texas Tech	W	20 - 7
O 13	#4	A&M	#11	Oklahoma	W	14 - 7
O 20	#6	A&M	at NR	TCU	L	14 - 20
O 27	#16	A&M	at #7	Baylor	T	21 - 21
N 03	#18	A&M	at NR	Arkansas	L	21 - 33
N 29	NR	A&M	#16	Texas	W	22 - 21

1950

S 30	NR	A&M	at #6	Oklahoma	L	28 - 34
O 28	#13	A&M	NR	Baylor	L	20 - 27
N 11	NR	A&M	at #7	SMU	W	25 - 20
N 18	#12	A&M	at NR	Rice	L	13 - 21
N 30	NR	A&M	#5	Texas	L	0 - 17

1949

O 22	NR	A&M	#11	Baylor	L	0 - 21
N 05	NR	A&M	#9	SMU	T	27 - 27
N 12	NR	A&M	#7	Rice	L	0 - 13

1948

N 06	NR	A&M	at #8	SMU	L	14 - 20
------	----	-----	-------	-----	---	---------

1947

N 08	NR	A&M	#3	SMU	L	0 - 13
N 29	NR	A&M	#7	Texas	L	13 - 32

1946

N 16	NR	A&M	#14	Rice	L	10 - 27
N 28	NR	A&M	at #20	Texas	L	7 - 24

1945

O 13	#17	A&M	at NR	LSU	L	12 - 31
N 29	NR	A&M	#10	Texas	L	10 - 20

1943

O 16	#18	A&M	at NR	TCU	W	13 - 0
O 23	#13	A&M	NR	NTAC	T	0 - 0
O 30	#19	A&M	at NR	Arkansas	W	13 - 0
N 06	#16	A&M	NR	SMU	W	22 - 0
N 13	#14	A&M	at NR	Rice	W	20 - 0
N 25	#16	A&M	#12	Texas	L	13 - 27

1942

O 17	NR	A&M	#17	TCU	L	2 - 7
N 26	NR	A&M	at #18	Texas	L	6 - 12

1941

O 18	#14	A&M	at NR	TCU	W	14 - 0
O 25	#9	A&M	NR	Baylor	W	48 - 0
N 01	#5	A&M	at NR	Arkansas	W	7 - 0
N 08	#5	A&M	NR	SMU	W	21 - 10
N 15	#4	A&M	at NR	Rice	W	19 - 6
N 27	#2	A&M	#10	Texas	L	0 - 23
D 05	#9	A&M	#19	Wash. State	W	7 - 0
J 01*	#9	A&M	vs #20	Alabama	L	21 - 29

** Cotton Bowl, Dallas.*

1940

O 19	#2	A&M	NR	TCU	W	21 - 7
O 26	#4	A&M	at NR	Baylor	W	14 - 7
N 02	#5	A&M	NR	Arkansas	W	17 - 0
N 09	#4	A&M	at #14	SMU	W	19 - 7
N 16	#3	A&M	NR	Rice	W	25 - 0
N 28	#2	A&M	at NR	Texas	L	0 - 7
J 01*	#6	A&M	vs #12	Fordham	W	13 - 12

** Cotton Bowl, Dallas.*

1939

O 21	#9	A&M	at NR	TCU	W	20 - 6
O 28	#5	A&M	NR	Baylor	W	20 - 0
N 04	#5	A&M	at NR	Arkansas	W	27 - 0
N 11	#2	A&M	#13	SMU	W	6 - 2
N 18	#2	A&M	at NR	Rice	W	19 - 0
N 30	#1	A&M	NR	Texas	W	20 - 0
J 01*	#1	A&M	vs #5	Tulane	W	14 - 13

** Sugar Bowl, New Orleans, La.*

1938

O 22	NR	A&M	at #17	Baylor	T	6 - 6
------	----	-----	--------	--------	---	-------

1937

O 23	#13	A&M	#18	Baylor	L	0 - 13
O 30	NR	A&M	at #20	Arkansas	L	13 - 26
N 13	NR	A&M	at #15	Rice	T	6 - 6

1936

O 24	#14	A&M	at NR	Baylor	T	0 - 0
N 14	#15	A&M	at NR	San Francisco	W	38 - 14
N 17	#15	A&M	at NR	Utah	W	20 - 7
N 21	#14	A&M	at NR	Centenary	L	0 - 3

A&M vs. RANKED OPPONENTS

Associated Press poll, since 1936

AP NO. 1 (1-10)

Nov. 8, 2003	Oklahoma	L	0-77
Nov. 9, 2002	Oklahoma	W	30-26
Nov. 11, 2000	Oklahoma	L	31-35
Nov. 26, 1977	Texas	L	28-57
Sept. 25, 1971	at Nebraska	L	7-34
Nov. 26, 1970	at Texas	L	14-52
Sept. 26, 1970	at Ohio State	L	13-56
Nov. 27, 1969	Texas	L	12-49
Nov. 27, 1963	Texas	L	13-15
Sept. 17, 1955	at UCLA	L	0-21
Oct. 11, 1952	at Michigan State	L	6-48

AP NO. 2 (2-7)

Nov. 5, 2005	Texas	L	29-40
Nov. 6, 2004	Oklahoma	L	35-42
Dec. 5, 1998	vs Kansas State (207)	W	36-33 <i>(Big 12 Championship, St. Louis)</i>
Oct. 10, 1998	vs Nebraska	W	28-21
Aug. 31, 1998	vs Florida State	L	14-23 <i>(Kickoff Classic, East Rutherford, N.J.)</i>
Dec. 6, 1997	vs Nebraska	L	15-54 <i>(Big 12 Championship, San Antonio)</i>
Aug. 27, 1988	vs Nebraska	L	14-23 <i>(Kickoff Classic, East Rutherford, N.J.)</i>
Nov. 26, 1983	Texas	L	13-45
Oct. 30, 1965	at Arkansas	L	0-31

AP NO. 3 (0-4)

Nov. 26, 2009	Texas	L	39-49
Nov. 10, 2001	at Oklahoma	L	10-31
Jan. 1, 1999	vs Ohio State	L	24-14 <i>(Sugar Bowl, New Orleans, La.)</i>
Oct. 1, 1977	at Michigan	L	3-41

AP NO. 4 (1-7)

Nov. 27, 2008	at Texas	L	9-49
Jan. 1, 1994	vs Notre Dame	L	21-24 <i>(Cotton Bowl, Dallas)</i>
Oct. 30, 1982	at SMU	L	9-47
Nov. 1, 1969	at Arkansas	L	13-35
Oct. 31, 1964	Arkansas	L	0-17
Nov. 22, 1962	at Texas	L	3-13
Nov. 26, 1959	Texas	L	17-20
Oct. 20, 1956	TCU	W	7-6

AP NO. 5 (3-10)

Nov. 3, 2007	at Oklahoma	L	14-42
Nov. 25, 2004	at Texas	L	13-26
Nov. 23, 2001	Texas	L	7-21
Nov. 26, 1999	Texas	W	20-16
Jan. 1, 1998	vs UCLA	L	23-29 <i>(Cotton Bowl, Dallas)</i>
Jan. 1, 1993	vs Notre Dame	L	3-28 <i>(Cotton Bowl, Dallas)</i>
Jan. 1, 1992	vs Florida State	L	2-10 <i>(Cotton Bowl, Dallas)</i>
Dec. 1, 1990	at Texas	L	27-28
Nov. 28, 1975	Texas	W	20-10
Nov. 26, 1964	at Texas	L	7-26
Sept. 22, 1962	at LSU	L	0-21
Nov. 23, 1961	Texas	L	0-25
Jan. 1, 1940	vs Tulane	W	14-13 <i>(at New Orleans, La.)</i>

HIGHEST-RANKED OPPONENTS BEATEN

Nov. 9, 2002	*1 Oklahoma	W	30-26
Nov. 26, 1999	*5 Texas	W	20-16
Oct. 10, 1998	*2 Nebraska	W	28-21
Dec. 5, 1998	*2 Kansas State (207)	W	36-33 <i>(Big 12 Championship, St. Louis)</i>
Nov. 28, 1975	*5 Texas	W	20-10
Oct. 20, 1956	*4 TCU	W	7-6
Jan. 1, 1940	vs *5 Tulane	W	14-13 <i>(at New Orleans, La.)</i>

HIGHEST-RANKED ROAD WIN

Sept. 22, 1979	at *6 Penn State	W	27-14
----------------	------------------	---	-------

RECENT TOP-10 WINS AT HOME

Nov. 20, 2010	*9 Nebraska	W	9-6
Nov. 9, 2002	*1 Oklahoma	W	30-26
Oct. 28, 2000	*10 Kansas State	W	26-10
Nov. 26, 1999	*5 Texas	W	20-16
Oct. 10, 1998	*2 Nebraska	W	28-21
Oct. 14, 1989	*8 Houston	W	17-13



A&M vs. AP TOP-10 OPPONENTS (22-63)

Nov. 5, 2011	at *7 Oklahoma	L	25-41
Sept. 24, 2011	*7 Oklahoma St	L	29-30
Nov. 20, 2010	*9 Nebraska	W	9-6
Nov. 26, 2009	*3 Texas	L	39-49
Nov. 27, 2008	at *4 Texas	L	9-49
Nov. 8, 2008	*6 Oklahoma	L	28-66
Oct. 18, 2008	*7 Texas Tech	L	25-43
Nov. 10, 2007	at *7 Missouri	L	26-40
Nov. 3, 2007	at *3 Oklahoma	L	14-42
Nov. 25, 2005	*2 Texas	L	29-40
Nov. 25, 2004	at *5 Texas	L	13-26
Nov. 6, 2004	*2 Oklahoma	L	35-42
Nov. 28, 2003	*6 Texas	L	15-46
Nov. 8, 2003	at *1 Oklahoma	L	0-77
Sept. 18, 2003	at *8 Virginia Tech	L	19-35
Nov. 29, 2002	at *10 Texas	L	20-50
Nov. 9, 2002	*1 Oklahoma	W	30-26
Sept. 21, 2002	*7 Virginia Tech	L	3-13
Nov. 23, 2001	at *5 Texas	L	7-21
Nov. 10, 2001	at *3 Oklahoma	L	10-31
Nov. 11, 2000	*1 Oklahoma	L	31-35
Oct. 28, 2000	*10 Kansas State	W	26-10
Nov. 26, 1999	*5 Texas	W	20-16
Jan. 1, 1999	vs *3 Ohio State	L	24-14
Dec. 5, 1998	vs *2 Kansas State	W	36-33
Oct. 10, 1998	*2 Nebraska	W	28-21
Aug. 31, 1998	vs *2 Florida State	L	14-23
Jan. 1, 1998	vs *5 UCLA	L	23-29
Dec. 6, 1997	vs *2 Nebraska	L	15-54
Dec. 2, 1995	*6 Texas	L	6-16
Sept. 23, 1995	at *7 Colorado	L	21-29
Jan. 1, 1994	vs *4 Notre Dame	L	21-24



Nov. 20, 2010
9-6 WIN OVER NEBRASKA

Jan. 1, 1993	vs *5 Notre Dame	L	3-28
Jan. 1, 1992	vs *5 Florida State	L	2-10
Dec. 1, 1990	at *5 Texas	L	27-28
Nov. 24, 1989	*10 Arkansas	L	22-23
Oct. 14, 1989	*8 Houston	W	17-13
Sept. 2, 1989	*7 LSU	W	28-16
Aug. 27, 1988	vs *2 Nebraska	L	14-23
Sept. 19, 1987	*10 Washington	W	29-12
Sept. 5, 1987	*6 LSU	L	3-17
Nov. 16, 1985	*9 Arkansas	W	10-6
Nov. 26, 1983	*2 Texas	L	13-45
Oct. 30, 1982	at *4 SMU	L	9-47
Nov. 26, 1981	*7 Texas	L	13-21

Dec. 1, 1979	*6 Texas	W	13-7
Nov. 17, 1979	*9 Arkansas	L	10-22
Oct. 13, 1979	*6 Houston	L	14-17
Sept. 22, 1979	at *6 Penn State	W	27-14
Nov. 26, 1977	*1 Texas	L	28-57
Nov. 13, 1977	*8 Arkansas	L	20-26
Oct. 1, 1977	at *3 Michigan	L	3-41
Sept. 24, 1977	at *7 Texas Tech	W	33-17
Nov. 28, 1975	*5 Texas	W	20-10
Oct. 12, 1974	*7 Texas Tech	W	28-7
Sept. 21, 1974	at *7 LSU	W	21-14
Nov. 23, 1972	at *6 Texas	L	3-38
Sept. 23, 1972	at *9 LSU	L	17-42

Sept. 16, 1972	at *9 Nebraska	L	7-37
Oct. 30, 1971	at *8 Arkansas	W	17-9
Sept. 25, 1971	at *1 Nebraska	L	7-34
Nov. 26, 1970	at *1 Texas	L	14-52
Oct. 31, 1970	*8 Arkansas	L	6-45
Oct. 3, 1970	at *8 Michigan	L	10-14
Sept. 26, 1970	at *1 Ohio State	L	13-56
Nov. 27, 1969	*1 Texas	L	12-49
Nov. 1, 1969	at *4 Arkansas	L	13-35
Nov. 28, 1968	at *6 Texas	L	14-35
Jan. 1, 1968	vs *8 Alabama	W	20-16
Oct. 29, 1966	*9 Arkansas	L	0-34
Oct. 30, 1965	at *2 Arkansas	L	0-31
Sept. 18, 1965	at *8 LSU	L	0-10
Nov. 26, 1964	at *5 Texas	L	7-26
Oct. 31, 1964	*4 Arkansas	L	0-17
Nov. 27, 1963	*1 Texas	L	13-15
Nov. 22, 1962	at *4 Texas	L	3-13
Nov. 3, 1962	*8 Arkansas	L	7-17
Sept. 22, 1962	at *5 LSU	L	0-21
Nov. 23, 1961	*5 Texas	L	0-25
Oct. 22, 1960	at *7 Baylor	L	0-14
Nov. 26, 1959	*4 Texas	L	17-20
Oct. 27, 1956	at *8 Baylor	W	19-13
Oct. 20, 1956	at *4 TCU	W	7-6
Oct. 15, 1955	at *7 TCU	W	19-16
Sept. 17, 1955	at *1 UCLA	L	0-2
Oct. 11, 1952	at *1 Michigan State	L	6-48
Nov. 22, 1941	at *10 Texas	L	0-23
Nov. 28, 1940	at *10 Texas	L	0-7
Jan. 1, 1940	at *5 Tulane	W	14-13