


WHY GO ANYWHERE?



WHY MARS?





Sun



Mercury



Venus



Earth



Mars



Jupiter



Saturn



Uranus



Neptune



Pluto



Eris

EARTH

MARS

DIAMETER

12,756 km / 7,926 mi

6,792 km / 4,220 mi

AVERAGE DISTANCE FROM SUN

150,000,000 km / 93,000,000 mi

229,000,000 km / 142,000,000 mi

TEMPERATURE RANGE

-88C TO 58C / -126F TO 138F

-140C TO 30C / -285F TO 88F

ATMOSPHERIC COMPOSITION

78% N₂, 21% O₂, 1% OTHER

96% CO₂, <2% Ar, <2% N₂, <1% Other

FORCE OF GRAVITY (WEIGHT)

100 LBS ON EARTH

38 lbs ON MARS
(62.5% LESS GRAVITY)

DAY LENGTH

24 hrs

24 hrs 40 min

LAND MASS

148.9 MILLION km²

144.8 MILLION km² (97% OF EARTH)

PEOPLE

7 BILLION

0



FROM EARLY EXPLORATION TO A
SELF-SUSTAINING CITY ON MARS

NOW

WANT TO GO

CAN AFFORD TO GO

COST OF TRIP TO MARS

=

INFINITE MONEY

USING TRADITIONAL METHODS

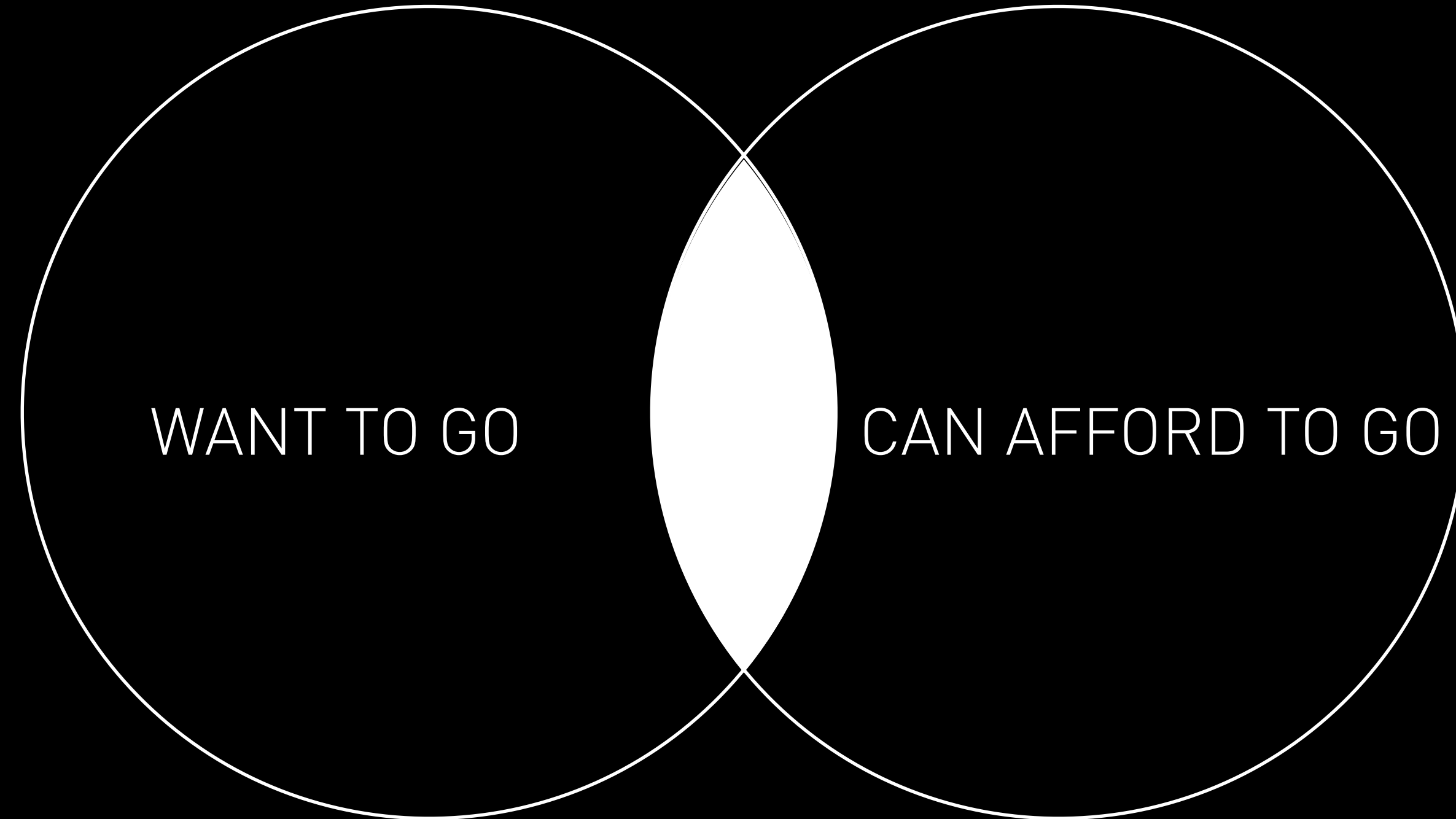


COST OF TRIP TO MARS

=

\$10 BILLION / PERSON

WHAT'S NEEDED



COST OF TRIP TO MARS

=

MEDIAN COST OF A HOUSE IN THE UNITED STATES

IMPROVING COST PER TON TO MARS BY FIVE MILLION PERCENT

FULL REUSABILITY

REFILLING IN ORBIT

PROPELLANT PRODUCTION ON MARS

RIGHT PROPELLANT

FULL REUSABILITY

To make Mars trips possible on a large-enough scale to create a self-sustaining city, full reusability is essential



Boeing 737

Price

\$90M

Passenger Capability

180 people

Cost/Person - Single Use

\$500,000

Cost/Person - Reusable

\$43 (LA to Las Vegas)

Cost of Fuel / Person

\$10

REFILLING IN ORBIT

Not refilling in orbit would require a 3-stage vehicle at 5-10x the size and cost

Spreading the required lift capacity across multiple launches substantially reduces development costs and compresses schedule

Combined with reusability, refilling makes performance shortfalls an incremental rather than exponential cost increase

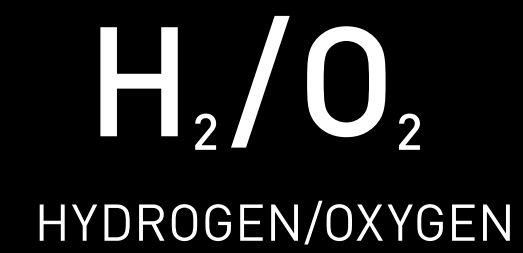
PROPELLANT ON MARS

Allows reusability of the ship and
enables people to return to Earth easily

Leverages resources readily available on Mars

Bringing return propellant requires approximately
5 times as much mass departing Earth

RIGHT PROPELLANT



VEHICLE SIZE	●	●	●
COST OF PROP	●	●	●
REUSABILITY	●	●	●
MARS PROPELLANT PRODUCTION	✗	●	●
PROPELLANT TRANSFER	●	●	●

- GOOD
- OK
- BAD
- ✗ VERY BAD

FULL REUSABILITY

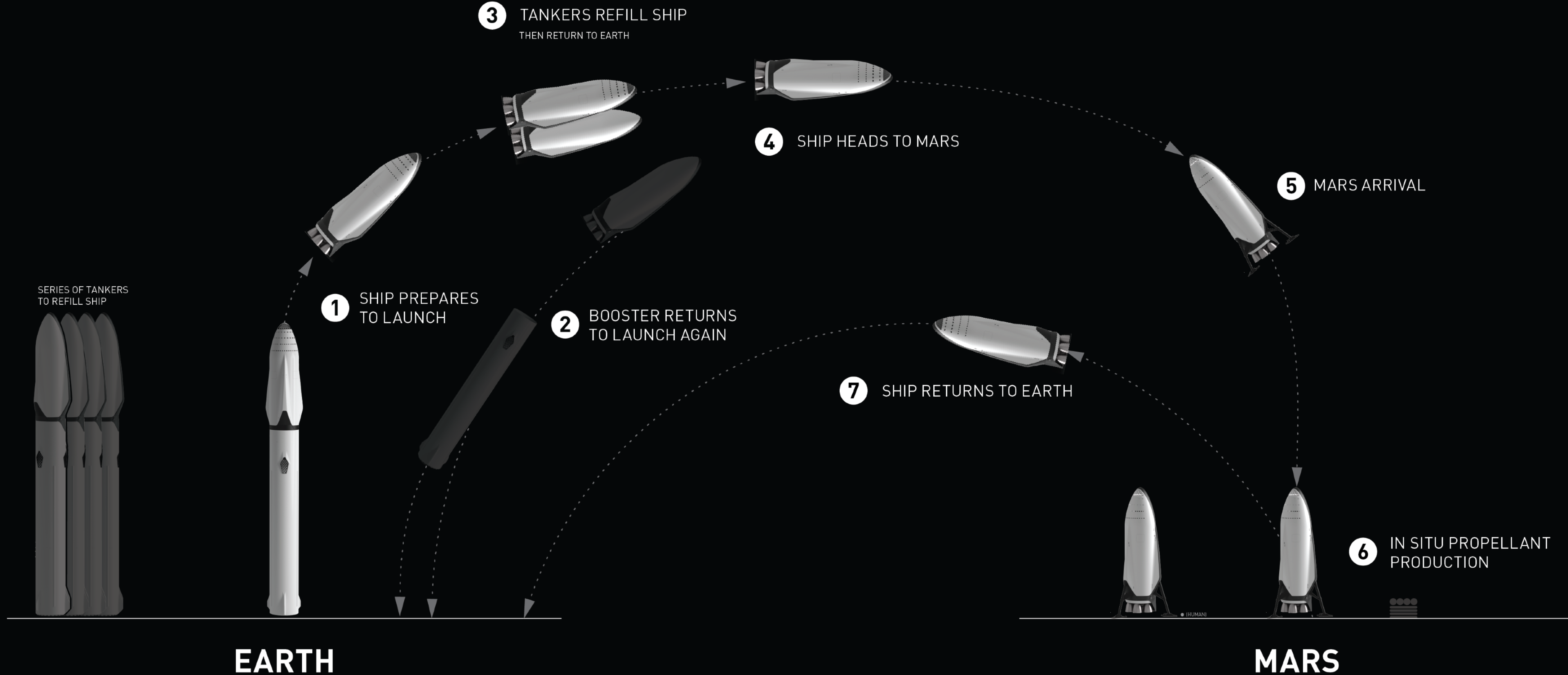
REFILLING IN ORBIT

PROPELLANT PRODUCTION ON MARS

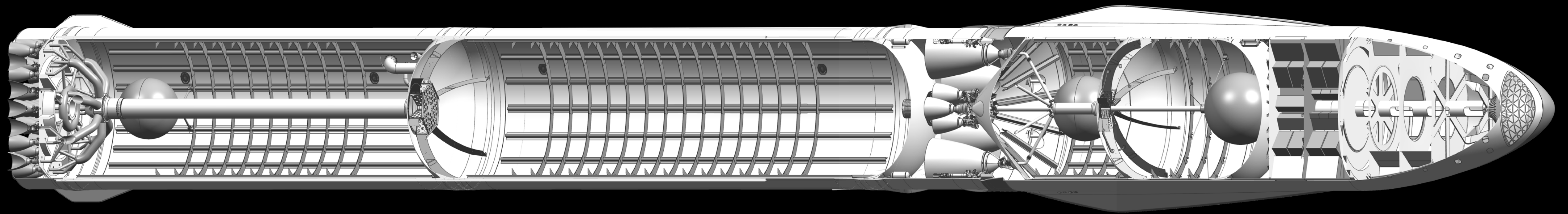
RIGHT PROPELLANT

SYSTEM ARCHITECTURE

TARGETED REUSE PER VEHICLE
1,000 uses per booster
100 per tanker
12 uses per ship




VEHICLE DESIGN AND PERFORMANCE




Carbon-fiber primary structure
Densified CH_4/O_2 propellant
Autogenous pressurization

VEHICLES BY PERFORMANCE




VEHICLES BY PERFORMANCE



VEHICLE NAME	INDIA GSLV	ANTARES	SOYUZ 2-1B	CHINA LM7	ATLAS V 551	JAPAN H-IIB	ARIANE 5	PROTON M / BREEZE M	FALCON 9	DELTA IV HEAVY	FALCON HEAVY	SATURN V	MARS VEHICLE
PAYLOAD TO LEO (KG)	5,000	7,000	8,200	13,500	18,850	19,000	20,000	22,000	22,800	28,300	54,400	135,000	550,000

	MARS VEHICLE	SATURN V	RATIO
GROSS LIFT-OFF MASS (t)	10,500	3,039	3.5
LIFT-OFF THRUST (MN)	128	35	3.6
LIFT-OFF THRUST (t)	13,033	3,579	3.6
VEHICLE HEIGHT (m)	122	111	1.1
TANK DIAMETER (m)	12	10	1.2
EXPENDABLE LEO PAYLOAD (t)	550	135	4.1
FULLY REUSABLE LEO PAYLOAD (t)	300	-	-



RAPTOR ENGINE



Cycle	Full-flow staged combustion
Oxidizer	Subcooled liquid oxygen
Fuel	Subcooled liquid methane
Chamber Pressure	300 bar
Throttle Capability	20% to 100% thrust

Sea-Level Nozzle

Expansion Ratio: 40
Thrust (SL): 3,050 kN
Isp (SL): 334 s

Vacuum Nozzle

Expansion Ratio: 200
Thrust: 3,500 kN
Isp: 382 s

ROCKET BOOSTER



Length 77.5 m

Diameter 12 m

Dry Mass 275 t

Propellant Mass 6,700 t

Raptor Engines 42


Sea Level Thrust 128 MN

Vacuum Thrust 138 MN

Booster accelerates ship to staging velocity, traveling 8,650 km/h (5,375 mph) at separation

Booster returns to landing site, using 7% of total booster prop load for boostback burn and landing

Grid fins guide rocket back through atmosphere to precision landing



Engine configuration

Outer ring: 21

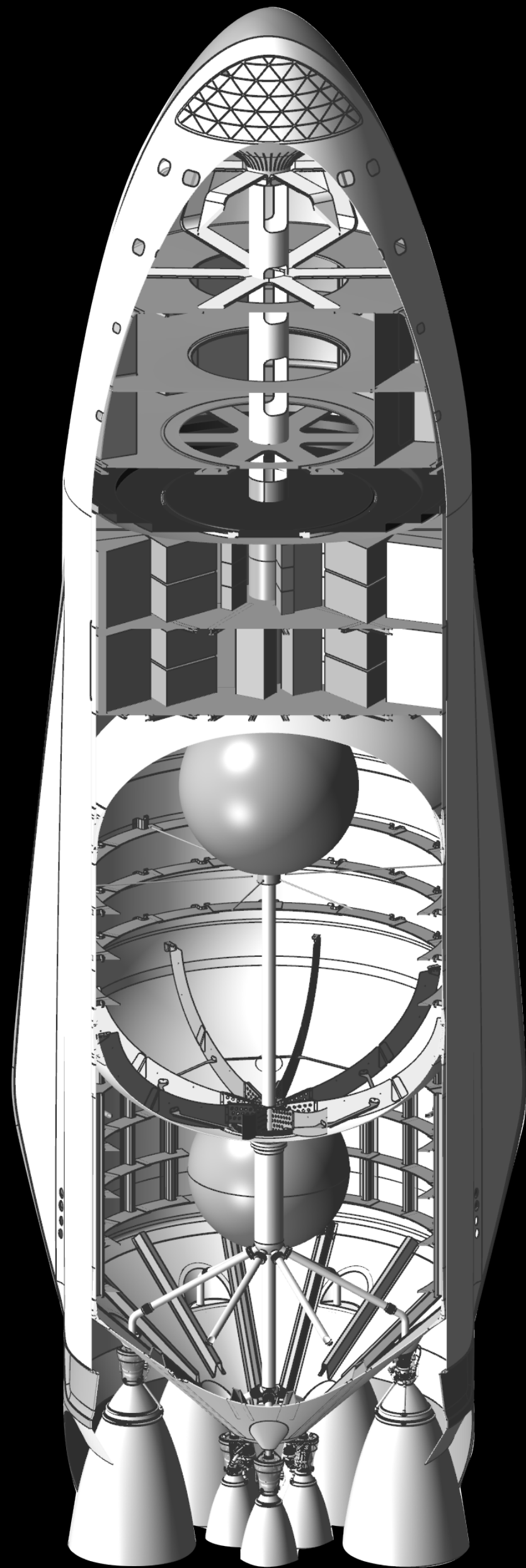
Inner ring: 14

Center cluster: 7

Outer engines fixed in place

Only center cluster gimbals

INTERPLANETARY SPACESHIP



Length	49.5 m
Max Diameter	17 m
Raptor Engines	3 Sea-Level - 361s Isp 6 Vacuum - 382s Isp
Vacuum Thrust	31 MN
Propellant Mass	Ship: 1,950 t Tanker: 2,500 t
Dry Mass	Ship: 150 t Tanker: 90 t
Cargo/Prop to LEO	Ship: 300 t Tanker: 380 t
Cargo to Mars	450 t (with transfer on orbit)

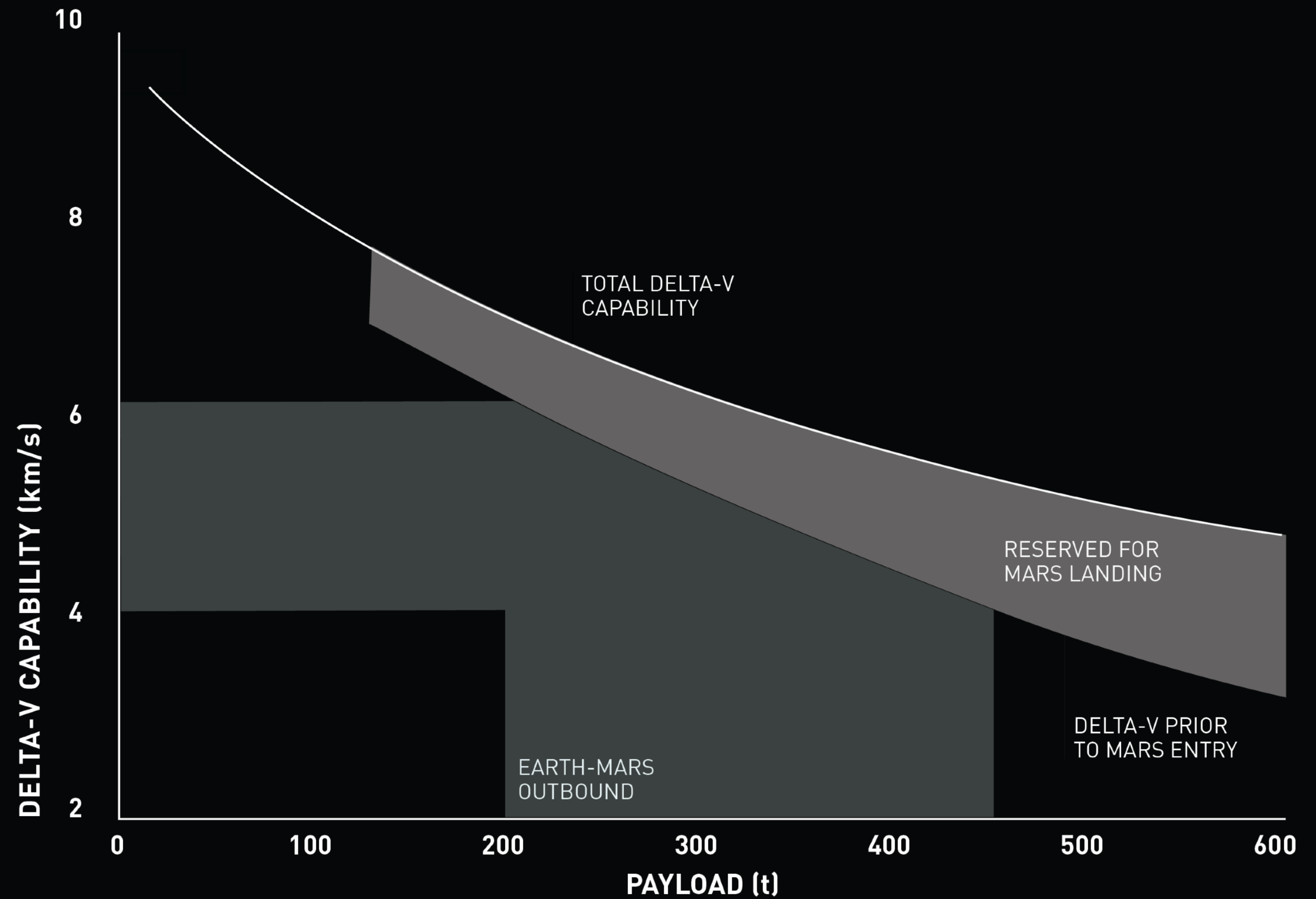
Long term goal of 100+ passengers/ship

SHIP CAPACITY WITH FULL TANKS

EARTH-MARS TRANSIT TIME (DAYS)
BY MISSION OPPORTUNITY

YEAR	TRIP TIME (d)
2020	90
2022	120
2024	140
2027	150
2029	140
2031	110
2033	90
2035	80
2037	100
AVERAGE	115

TMI DELTA V: 6 km/s
Mars Entry Velocity: 8.5 km/s



ARRIVAL

From interplanetary space, the ship enters the atmosphere, either capturing into orbit or proceeding directly to landing


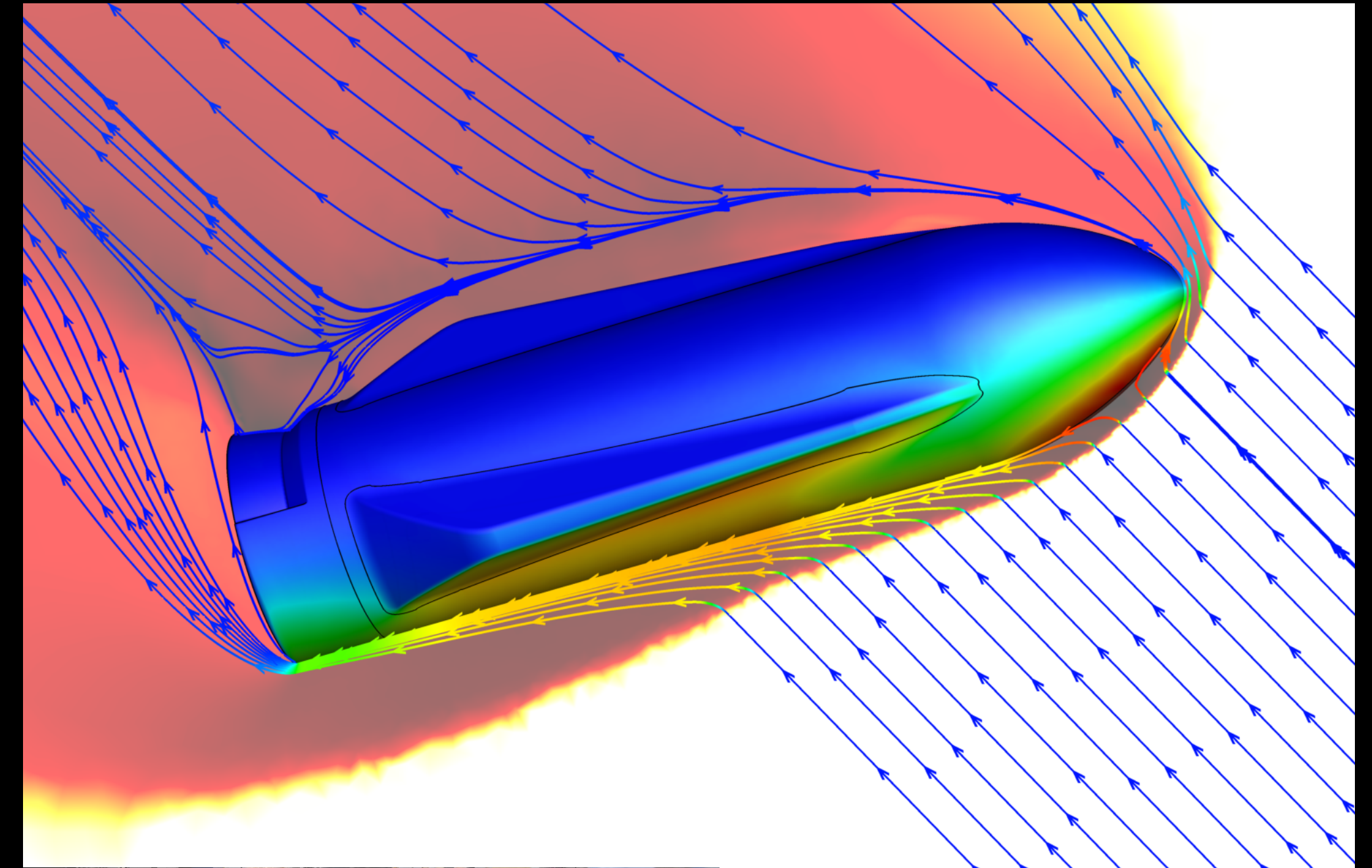
Aerodynamic forces provide the majority of the deceleration, then 3 center Raptor engines perform the final landing burn

Using its aerodynamic lift capability and advanced heat shield materials, the ship can decelerate from entry velocities in excess of 8.5 km/s at Mars and 12.5 km/s at Earth

G-forces (Earth-referenced) during entry are approximately 4-6 g's at Mars and 2-3 g's at Earth

Heating is within the capabilities of the PICA-family of heat shield materials used on our Dragon spacecraft

PICA 3.0 advancements for Dragon 2 enhance our ability to use the heat shield many times with minimal maintenance



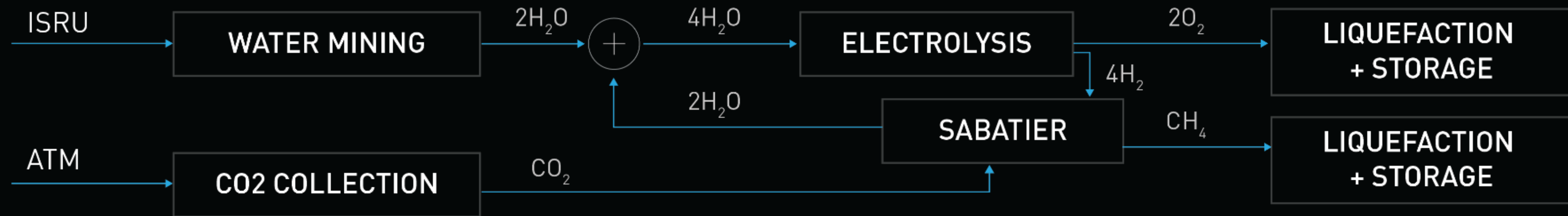
PROPELLANT PLANT

First ship will have small propellant plant, which will be expanded over time

Effectively unlimited supplies of carbon dioxide and water on Mars

5 million cubic km ice

25 trillion metric tons CO₂



COSTS

With full reuse, our overall architecture enables significant reduction in cost to Mars

	BOOSTER	TANKER	SHIP
FABRICATION COST	\$230M	\$130M	\$200M
LIFETIME LAUNCHES	1,000	100	12
LAUNCHES PER MARS TRIP	6	5	1
AVERAGE MAINTENANCE COST PER USE	\$0.2M	\$0.5M	\$10M
TOTAL COST PER ONE MARS TRIP <small>(Amortization, Propellant, Maintenance)</small>	\$11M	\$8M	\$43

Cost Of Propellant: \$168/t

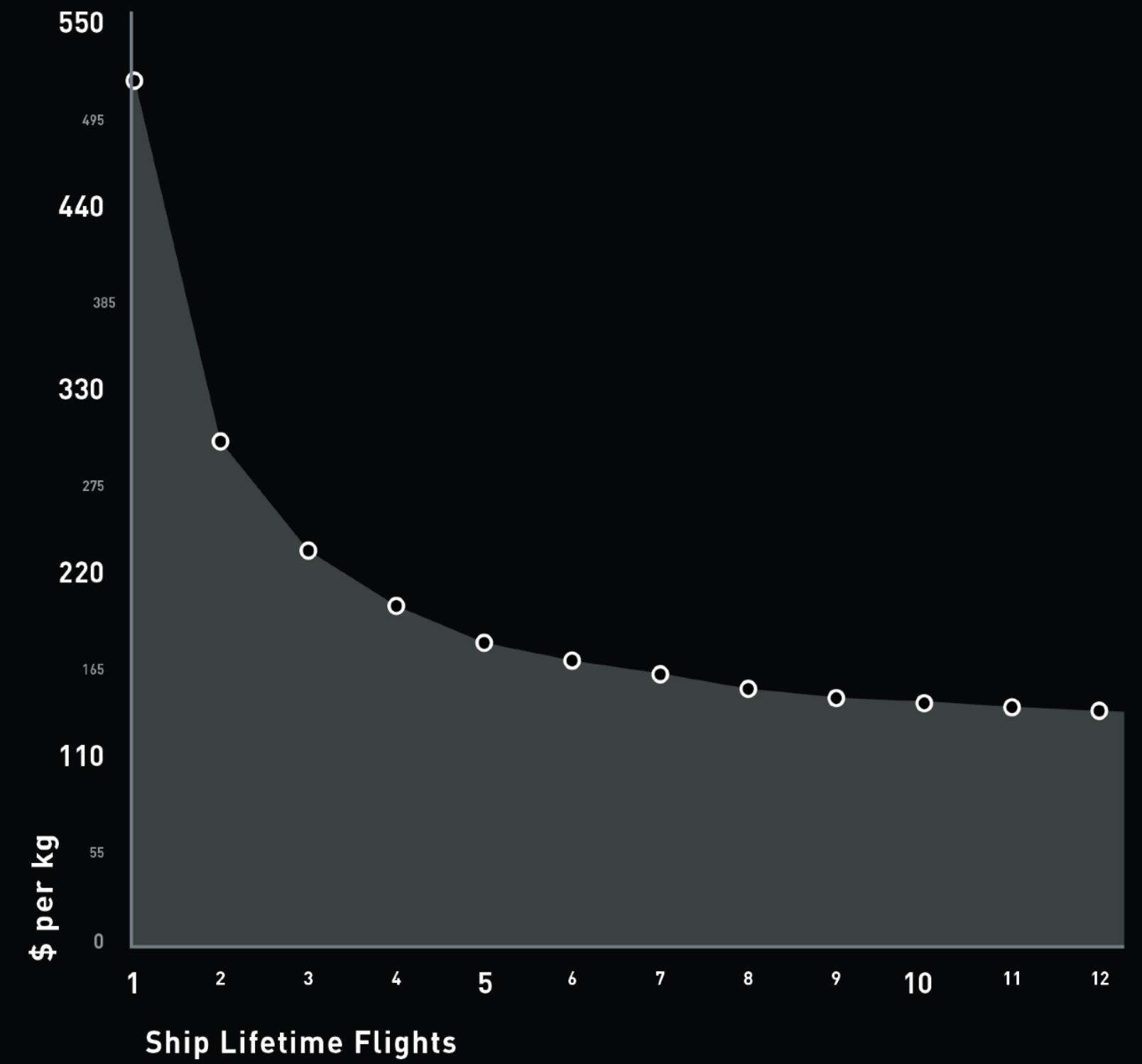
Launch Site Costs: \$200,000/launch

Discount Rate: 5%

Sum Of Costs: \$62 M

Cargo Delivered: 450 T

Cost/ton to Mars: <\$140,000



FUNDING

Steal Underpants

Launch Satellites

Send Cargo and Astronauts to ISS

Kickstarter


Profit

TIMELINES



2002





2006

First Flight attempt, NASA cargo transport partnership



2008

Falcon 1, 0.5 ton to Low Earth Orbit (LEO), fully expendable. First NASA cargo contract



2010

Falcon 9 v1.0, 10 tons to LEO, expendable. Dragon spacecraft to orbit and back




2012

Dragon spacecraft delivers and returns cargo from space station




2013

Grasshopper test rig demonstrates vertical take-off and landing



2014

First orbital booster to return from space for ocean landing. Falcon 9 v1.1, 13 tons to LEO, expendable



2015

First orbital booster to return from space and land on land. Upgraded Falcon 9, 22.8 tons to LEO, expendable

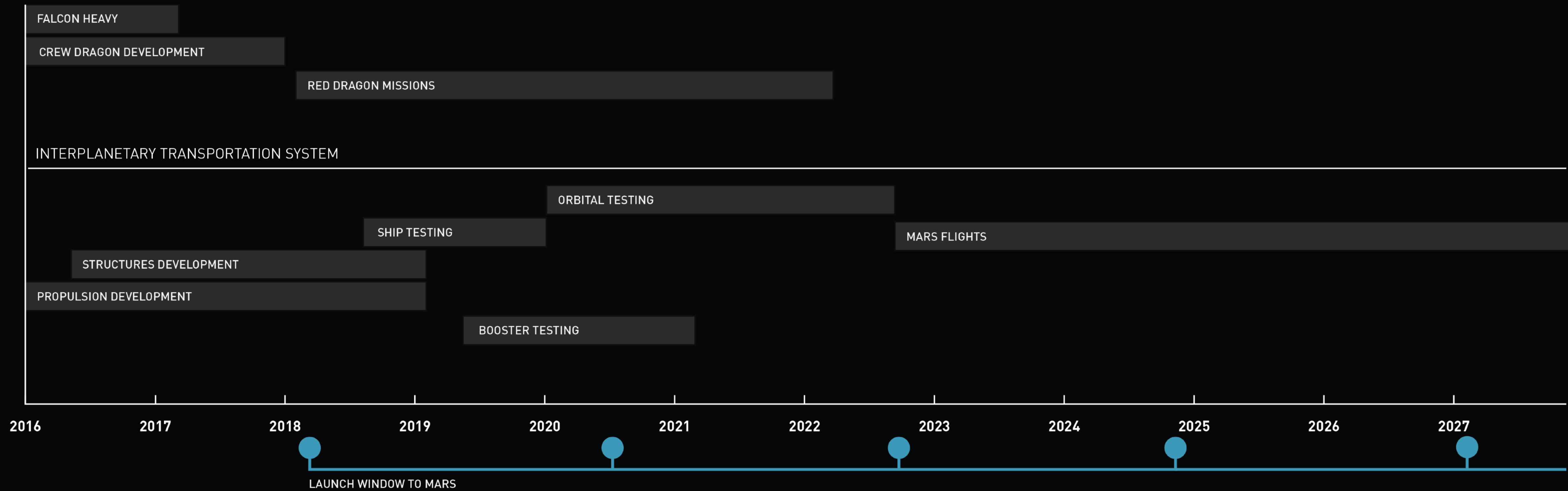


2016

First droneship landing for orbital boosters

FUTURE

NEXT STEPS



RED DRAGON

Mission Objectives

Learn how to transport and land large payloads on Mars

Identify and characterize potential resources such as water

Characterize potential landing sites, including identifying surface hazards

Demonstrate key surface capabilities on Mars



RAPTOR FIRING



CARBON FIBER TANK







B1


C3

C4




BEYOND MARS

JUPITER



ENCELADUS





EUROPA

SATURN

