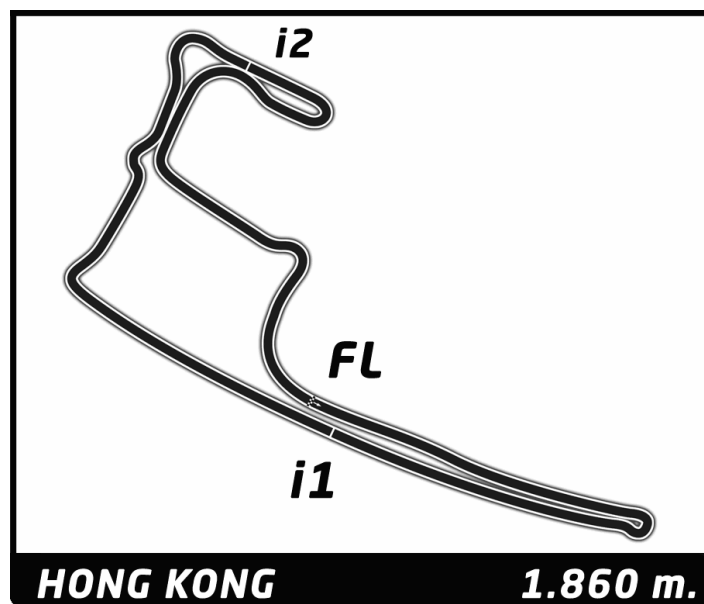
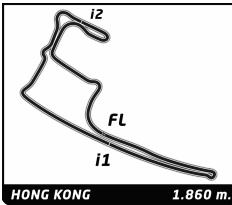


Round 2 - Hong Kong ePrix

FIA Formula E Championship
Results Booklet





FIA Formula E Championship

Round 2 - Hong Kong ePrix

Non Qualifying Practice 3

Classification

Official Timekeeper

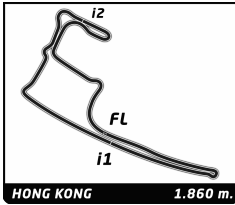
Nr.	Driver	Nat	Team	Car	Time	Lap Total	Gap	Kph
1	9 Sébastien Buemi	CHE	Renault e.dams	Renault Z.E. 17	1:02.002	19 23	-	108.0
2	36 Alex Lynn	GBR	DS Virgin Racing	DS Virgin DSV-03	1:02.351	18 23	+0.349	107.4
3	1 Lucas Di Grassi	BRA	Audi Sport ABT Schaeffler	Audi e-tron FE04	1:02.380	24 29	+0.378	107.3
4	25 Jean-Eric Vergne	FRA	TECHEETAH	Renault Z.E. 17	1:02.437	16 23	+0.435	107.2
5	2 Sam Bird	GBR	DS Virgin Racing	DS Virgin DSV-03	1:02.514	18 22	+0.512	107.1
6	19 Felix Rosenqvist	SWE	Mahindra Racing	Mahindra M4Electro	1:02.556	25 30	+0.554	107.0
7	66 Daniel Abt	DEU	Audi Sport ABT Schaeffler	Audi e-tron FE04	1:02.638	7 21	+0.636	106.9
8	4 Edoardo Mortara	CHE	Venturi Formula E Team	Venturi VM200-FE-03	1:02.772	12 30	+0.770	106.7
9	23 Nick Heidfeld	DEU	Mahindra Racing	Mahindra M4Electro	1:02.885	22 23	+0.883	106.5
10	16 Oliver Turvey	GBR	NIO Formula E Team	NextEV NIO Sport 003	1:02.900	19 21	+0.898	106.5
11	28 Antonio Felix da Costa	PRT	Andretti Formula E	Andretti ATEC-03	1:02.987	10 23	+0.985	106.3
12	27 Kamui Kobayashi	MCO	Andretti Formula E	Andretti ATEC-04	1:03.000	22 23	+0.998	106.3
13	20 Mitch Evans	NZL	Panasonic Jaguar Racing	Jaguar I-Type II	1:03.133	23 24	+1.131	106.1
14	3 Nelson Piquet	BRA	Panasonic Jaguar Racing	Jaguar I-Type II	1:03.193	18 18	+1.191	106.0
15	5 Maro Engel	DEU	Venturi Formula E Team	Venturi VM200-FE-03	1:03.231	30 34	+1.229	105.9
16	8 Nicolas Prost	FRA	Renault e.dams	Renault Z.E. 17	1:03.270	14 24	+1.268	105.8
17	68 Luca Filippi	ITA	NIO Formula E Team	NextEV NIO Sport 003	1:03.579	14 25	+1.577	105.3
18	7 Jérôme d'Ambrosio	BEL	DRAGON	PENSKE EV-2	1:03.602	9 22	+1.600	105.3
19	18 André Lotterer	DEU	TECHEETAH	Renault Z.E. 17	1:04.138	13 22	+2.136	104.4
20	6 Neel Jani	CHE	DRAGON	PENSKE EV-2	1:04.284	15 22	+2.282	104.2

Fastest Lap	Lap 19	Sébastien Buemi	1:02.002	108.0 Kph
--------------------	--------	-----------------	-----------------	-----------

Published at:

 Track Status: **DRY**

Race Director:	Timekeeper:
-----------------------	--------------------



FIA Formula E Championship

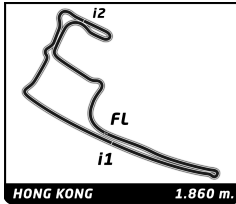
Round 2 - Hong Kong ePrix

Non Qualifying Practice 3

Best Sector Times

Official Timekeeper

SECTOR 1			SECTOR 2		SECTOR 3		Pos	Driver	Ideal Lap	Best Lap	
Pos	Driver	Time	Driver	Time	Driver	Time					
1	9 S.Buemi	17.521	20 M.Evans	20.673	9 S.Buemi	23.769	1	9 S.Buemi	1:02.002	1:02.002	(1)
2	66 D.Abt	17.543	9 S.Buemi	20.712	1 L.Di Grassi	23.827	2	1 L.Di Grassi	1:02.246	1:02.380	(3)
3	1 L.Di Grassi	17.637	36 A.Lynn	20.717	25 J.Vergne	23.859	3	36 A.Lynn	1:02.351	1:02.351	(2)
4	20 M.Evans	17.663	19 F.Rosenqvist	20.762	2 S.Bird	23.872	4	20 M.Evans	1:02.385	1:03.133	(13)
5	36 A.Lynn	17.684	1 L.Di Grassi	20.782	23 N.Heidfeld	23.894	5	25 J.Vergne	1:02.437	1:02.437	(4)
6	19 F.Rosenqvist	17.701	16 O.Turvey	20.799	5 M.Engel	23.905	6	19 F.Rosenqvist	1:02.511	1:02.556	(6)
7	25 J.Vergne	17.729	25 J.Vergne	20.849	36 A.Lynn	23.950	7	2 S.Bird	1:02.514	1:02.514	(5)
8	16 O.Turvey	17.732	68 L.Filippi	20.861	4 E.Mortara	23.960	8	66 D.Abt	1:02.579	1:02.638	(7)
9	28 A.da Costa	17.744	2 S.Bird	20.863	8 N.Prost	24.048	9	16 O.Turvey	1:02.736	1:02.900	(10)
10	68 L.Filippi	17.749	27 K.Kobayashi	20.906	19 F.Rosenqvist	24.048	10	4 E.Mortara	1:02.772	1:02.772	(8)
11	2 S.Bird	17.779	66 D.Abt	20.930	20 M.Evans	24.049	11	23 N.Heidfeld	1:02.843	1:02.885	(9)
12	4 E.Mortara	17.804	8 N.Prost	20.931	27 K.Kobayashi	24.054	12	28 A.da Costa	1:02.914	1:02.987	(11)
13	18 A.Lotterer	17.817	7 J.d'Ambrosio	21.005	66 D.Abt	24.106	13	27 K.Kobayashi	1:02.973	1:03.000	(12)
14	23 N.Heidfeld	17.829	4 E.Mortara	21.008	3 N.Piquet	24.116	14	8 N.Prost	1:03.020	1:03.270	(16)
15	3 N.Piquet	17.837	28 A.da Costa	21.051	28 A.da Costa	24.119	15	68 L.Filippi	1:03.120	1:03.579	(17)
16	7 J.d'Ambrosio	17.935	23 N.Heidfeld	21.120	16 O.Turvey	24.205	16	3 N.Piquet	1:03.144	1:03.193	(14)
17	6 N.Jani	17.946	5 M.Engel	21.186	18 A.Lotterer	24.293	17	5 M.Engel	1:03.153	1:03.231	(15)
18	27 K.Kobayashi	18.013	18 A.Lotterer	21.190	7 J.d'Ambrosio	24.317	18	7 J.d'Ambrosio	1:03.257	1:03.602	(18)
19	8 N.Prost	18.041	3 N.Piquet	21.191	68 L.Filippi	24.510	19	18 A.Lotterer	1:03.300	1:04.138	(19)
20	5 M.Engel	18.062	6 N.Jani	21.464	6 N.Jani	24.675	20	6 N.Jani	1:04.085	1:04.284	(20)



FIA Formula E Championship

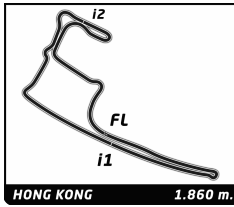
Round 2 - Hong Kong ePrix

Non Qualifying Practice 3

Fastest Lap Sequence

Official Timekeeper TAG Heuer

Practice Time	Driver	Team	Car	Time	Kph	Lap
2:44.167	7 Jérôme d'Ambrosio	DRAGON	PENSKE EV-2	1:10.334	95.2	2
3:15.787	4 Edoardo Mortara	Venturi Formula E Team	Venturi VM200-FE-03	1:09.681	96.1	2
3:26.468	68 Luca Filippi	NIO Formula E Team	NextEV NIO Sport 003	1:08.678	97.5	2
3:50.680	7 Jérôme d'Ambrosio	DRAGON	PENSKE EV-2	1:06.513	100.7	3
3:55.107	19 Felix Rosenqvist	Mahindra Racing	Mahindra M4Electro	1:04.054	104.5	3
6:25.931	25 Jean-Eric Vergne	TECHEETAH	Renault Z.E. 17	1:04.018	104.6	5
6:40.493	16 Oliver Turvey	NIO Formula E Team	NextEV NIO Sport 003	1:03.865	104.8	5
7:15.835	3 Nelson Piquet	Panasonic Jaguar Racing	Jaguar I-Type II	1:03.342	105.7	3
12:51.109	66 Daniel Abt	Audi Sport ABT Schaeffler	Audi e-tron FE04	1:02.638	106.9	7
18:42.710	9 Sébastien Buemi	Renault e.dams	Renault Z.E. 17	1:02.407	107.3	10
35:51.512	36 Alex Lynn	DS Virgin Racing	DS Virgin DSV-03	1:02.351	107.4	18
38:24.700	9 Sébastien Buemi	Renault e.dams	Renault Z.E. 17	1:02.002	108.0	19



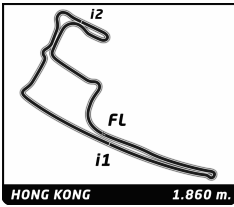
FIA Formula E Championship Round 2 - Hong Kong ePrix Non Qualifying Practice 3

Analysis

Official Timekeeper TAG Heuer

■ 200KW ■ Personal Best ■ Session Best B Crossing the finish line in pit lane

Lap	Time	Sector 1	Sector 2	Sector 3	Kph	Elapsed	Lap	Time	Sector 1	Sector 2	Sector 3	Kph	Elapsed							
1	Lucas Di Grassi	BRA						3	Nelson Piquet	BRA										
Audi Sport ABT Schaeffler							Panasonic Jaguar Racing													
Audi e-tron FE04							Jaguar I-Type II													
1	A	2:00.882	1:05.847	26.973	28.062	55.4	2:00.882	1	A	4:56.386	3:56.715	28.919	30.752	22.6	4:56.386					
2	A	2:39.663	19.471	24.540	1:55.652	41.9	4:40.545	2	A	1:16.107	20.554	29.876	25.677	88.0	6:12.493					
3	A	1:16.447	25.111	24.574	26.762	87.6	5:56.992	3	A	1:03.342	17.968	21.191	24.183	105.7	7:15.835					
4	B	1:45.362	19.400	25.479	1:00.483	63.6	7:42.354	4	A	1:26.763	22.603	33.963	30.197	77.2	8:42.598					
5	B	2:31.737	27.739	27.712	1:36.286	44.1	10:14.091	5	A	1:05.728	18.543	22.274	24.911	101.9	9:48.326					
6	B	1:13.428	23.659	23.287	26.482	91.2	11:27.519	6	A	1:05.991	18.638	22.467	24.886	101.5	10:54.317					
7	B	1:07.178	18.741	23.120	25.317	99.7	12:34.697	7	A	1:05.699	18.647	22.015	25.037	101.9	12:00.016					
8	B	1:08.349	20.375	22.946	25.028	98.0	13:43.046	8	A	6:45.669	18.809	25.580	6:01.280	16.5	18:45.685					
9	B	1:06.269	18.617	22.543	25.109	101.0	14:49.315	9	A	1:15.879	22.730	27.189	25.960	88.2	20:01.564					
10	B	6:04.344	18.709	22.493	5:23.142	18.4	20:53.659	10	A	1:06.707	19.572	22.251	24.884	100.4	21:08.271					
11	B	1:15.728	25.190	24.082	26.456	88.4	22:09.387	11	A	1:05.185	18.555	21.980	24.650	102.7	22:13.456					
12	B	1:05.189	18.305	22.170	24.714	102.7	23:14.576	12	A	8:54.254	18.662	22.285	8:13.307	12.5	31:07.710					
13	B	1:05.066	18.260	22.043	24.763	102.9	24:19.642	13	A	1:10.130	22.350	22.661	25.119	95.5	32:17.840					
14	B	1:05.337	18.320	22.126	24.891	102.5	25:24.979	14	A	1:05.554	18.607	22.094	24.853	102.1	33:23.394					
15	B	1:13.317	18.925	25.809	28.583	91.3	26:38.296	15	B	8:31.031	18.898	22.099	7:50.034	13.1	41:54.425					
16	B	1:03.524	18.067	21.314	24.143	105.4	27:41.820	16	B	1:19.263	26.117	25.080	28.066	84.5	43:13.688					
17	B	1:25.038	21.921	31.549	31.568	78.7	29:06.858	17	B	1:10.866	19.836	25.692	25.338	94.5	44:24.554					
18	B	1:03.589	18.217	21.233	24.139	105.3	30:10.447	18	B	1:03.193	17.837	21.240	24.116	106.0	45:27.747					
19	B	1:24.271	23.519	30.340	30.412	79.5	31:34.718													
20	B	1:03.506	18.085	21.278	24.143	105.4	32:38.224													
21	A	3:52.958	18.919	21.903	3:12.136	28.7	36:31.182	4	Edoardo Mortara	CHE										
22	A	1:16.499	24.588	24.273	27.638	87.5	37:47.681	Venturi Formula E Team							Venturi VM200-FE-03					
23	A	1:13.557	19.294	25.097	29.166	91.0	39:01.238	1	B	2:06.106	1:09.394	27.845	28.867	53.1	2:06.106					
24	A	1:02.380	17.637	20.916	23.827	107.3	40:03.618	2	B	1:09.681	19.433	23.846	26.402	96.1	3:15.787					
25	A	1:25.283	25.767	30.884	28.632	78.5	41:28.901	3	B	1:06.924	18.777	22.821	25.326	100.1	4:22.711					
26	A	1:02.596	17.685	20.782	24.129	107.0	42:31.497	4	B	1:06.031	18.728	22.306	24.997	101.4	5:28.742					
27	A	1:11.207	20.239	24.491	26.477	94.0	43:42.704	5	B	1:05.897	18.728	22.159	25.010	101.6	6:34.639					
28	A	1:03.748	18.143	21.275	24.330	105.0	44:46.452	6	B	1:15.134	18.534	28.991	27.609	89.1	7:49.773					
29	A	1:11.107	20.843	24.059	26.205	94.2	45:57.559	7	B	1:05.766	19.080	22.032	24.654	101.8	8:55.539					
								8	B	1:04.422	18.246	21.788	24.388	103.9	9:59.961					
								9	A	1:58.885	18.313	22.913	1:17.659	56.3	11:58.846					
								10	A	1:24.903	26.962	29.616	28.325	78.9	13:23.749					
								11	A	1:08.961	19.425	23.356	26.180	97.1	14:32.710					
								12	A	1:02.772	17.804	21.008	23.960	106.7	15:35.482					
								13	A	5:14.729	24.115	26.288	4:24.326	21.3	20:50.211					
								14	A	1:12.698	23.519	23.704	25.475	92.1	22:02.909					
								15	A	1:09.940	18.848	23.107	27.985	95.7	23:12.849					
								16	A	1:05.604	18.702	22.119	24.783	102.1	24:18.453					
								17	A	1:05.430	18.754	22.043	24.633	102.3	25:23.883					
								18	A	1:05.677	18.569	22.191	24.917	102.0	26:29.560					
								19	A	1:06.036	18.806	22.295	24.935	101.4	27:35.596					
								20	A	1:05.848	18.621	22.237	24.990	101.7	28:41.444					
								21	A	1:05.892	18.696	22.222	24.974	101.6	29:47.336					
								22	A	1:06.879	18.747	22.236	25.896	100.1	30:54.215					
								23	A	1:05.860	18.551	22.495	24.814	101.7	32:00.075					
								24	A	1:05.872	18.621	22.106	25.145	101.7	33:05.947					
								25	B	6:49.144	18.711	22.502	6:07.931	16.4	39:55.091					
								26	B	1:16.755	23.712	24.234	28.809	87.2	41:11.846					
								27	B	1:03.271	17.913	21.288	24.070	105.8	42:15.117					
								28	B	1:11.251	21.413	24.720	25.118	94.0	43:26.368					
								29	B	1:03.825	18.211	21.236	24.378	104.9	44:30.193					
								30	B	1:04.449	18.234	21.627	24.588	103.9	45:34.642					
								5	Maro Engel	DEU										
								Venturi Formula E Team							Venturi VM200-FE-03					



FIA Formula E Championship

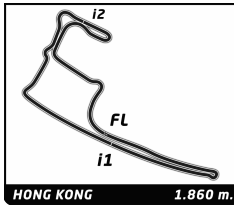
Round 2 - Hong Kong ePrix

Non Qualifying Practice 3

Analysis

Official Timekeeper TAG Heuer

Lap	Time	Sector 1	Sector 2	Sector 3	Kph	Elapsed	Lap	Time	Sector 1	Sector 2	Sector 3	Kph	Elapsed
1	A 1:45.746	49.005	27.129	29.612	63.3	1:45.746	22	B 1:05.467	18.252	21.936	25.279	102.3	45:45.523
2	A 1:13.091	18.797	22.509	31.785	91.6	2:58.837	7 Jérôme d'Ambrosio BEL						
3	A 1:05.165	18.465	21.758	24.942	102.8	4:04.002	DRAGON PENSKE EV-2						
4	A 1:04.886	18.369	21.864	24.653	103.2	5:08.888	1	B 1:33.833	36.766	26.273	30.794	71.4	1:33.833
5	A 1:11.422	18.307	21.659	31.456	93.8	6:20.310	2	B 1:10.334	20.071	23.979	26.284	95.2	2:44.167
6	A 1:04.167	18.204	21.458	24.505	104.4	7:24.477	3	B 1:06.513	19.082	22.484	24.947	100.7	3:50.680
7	B 1:55.806 B	19.839	31.218	1:04.749	57.8	9:20.283	4	B 1:04.799	18.367	21.683	24.749	103.3	4:55.479
8	B 1:24.842	29.821	26.829	28.192	78.9	10:45.125	5	B 1:04.556	18.317	21.480	24.759	103.7	6:00.035
9	B 1:40.542	■ 44.756	27.044	28.742	66.6	12:25.667	6	A 4:41.538 B	18.329	22.910	4:00.299	23.8	10:41.573
10	B 1:41.006	■ 50.526	25.807	24.673	66.3	14:06.673	7	A 1:16.162	25.168	24.463	26.531	87.9	11:57.735
11	B 1:07.365	■ 18.062	21.436	27.867	99.4	15:14.038	8	A 1:08.206	■ 19.720	22.862	25.624	98.2	13:05.941
12	B 1:04.255	18.251	21.390	24.614	104.2	16:18.293	9	A 1:03.602	■ 18.049	21.236	24.317	105.3	14:09.543
13	B 1:17.373	18.792	25.502	33.079	86.5	17:35.666	10	B 2:49.785 B	■ 20.050	24.184	2:05.551	39.4	16:59.328
14	B 1:04.057	18.263	21.526	24.268	104.5	18:39.723	11	B 1:24.638	27.435	27.359	29.844	79.1	18:23.966
15	B 1:04.047	18.279	21.488	24.280	104.5	19:43.770	12	B 3:00.375 B	19.557	23.787	2:17.031	37.1	21:24.341
16	B 1:15.032	24.842	24.675	25.515	89.2	20:58.802	13	B 1:13.732	24.719	23.591	25.422	90.8	22:38.073
17	B 1:05.987	18.713	22.300	24.974	101.5	22:04.789	14	B 1:05.534	18.405	22.170	24.959	102.2	23:43.607
18	B 1:06.189	18.987	22.270	24.932	101.2	23:10.978	15	B 1:04.114	18.264	21.467	24.383	104.4	24:47.721
19	B 1:05.682	18.723	22.104	24.855	101.9	24:16.660	16	B 1:03.917	18.210	21.329	24.378	104.8	25:51.638
20	B 1:05.809	18.779	22.161	24.869	101.7	25:22.469	17	A 8:21.671 B	18.290	21.438	7:41.943	13.3	34:13.309
21	B 1:06.104	18.668	22.497	24.939	101.3	26:28.573	18	A 1:11.149	23.344	22.775	25.030	94.1	35:24.458
22	B 1:05.948	18.833	22.321	24.794	101.5	27:34.521	19	A 1:06.436	■ 18.597	21.902	25.937	100.8	36:30.894
23	B 1:07.832	18.835	23.025	25.972	98.7	28:42.353	20	A 1:06.795	■ 17.935	21.005	27.855	100.2	37:37.689
24	B 1:06.230	18.903	22.484	24.843	101.1	29:48.583	21	A 6:10.340 B	22.861	24.394	5:23.085	18.1	43:48.029
25	B 1:06.220	18.826	22.484	24.910	101.1	30:54.803	22	A 1:19.954	25.800	26.622	27.532	83.7	45:07.983
26	B 1:06.170	18.885	22.398	24.887	101.2	32:00.973	8 Nicolas Prost FRA						
27	A 5:18.787 B	18.725	24.308	4:35.754	21.0	37:19.760	Renault e.dams Renault Z.E. 17						
28	A 1:12.972	23.789	23.088	26.095	91.8	38:32.732	1	B 4:19.949 B	42.851	26.847	3:10.251	25.8	4:19.949
29	A 1:09.024	■ 19.707	22.924	26.393	97.0	39:41.756	2	B 1:17.693	25.303	25.141	27.249	86.2	5:37.642
30	A 1:03.231	■ 18.140	21.186	23.905	105.9	40:44.987	3	B 1:12.181	19.277	24.413	28.491	92.8	6:49.823
31	A 1:04.186	■ 18.136	21.554	24.496	104.3	41:49.173	4	B 1:04.422	18.353	21.588	24.481	103.9	7:54.245
32	A 1:16.465	21.911	26.262	28.292	87.6	43:05.638	5	B 1:09.851	18.144	23.740	27.967	95.9	9:04.096
33	A 1:03.954	18.217	21.409	24.328	104.7	44:09.592	6	A 3:48.116 B	18.186	21.424	3:08.506	29.4	12:52.212
34	A 1:08.134	18.255	23.410	26.469	98.3	45:17.726	7	A 1:16.720	24.426	23.760	28.534	87.3	14:08.932
6 Neel Jani CHE							8	A 1:09.552	■ 20.999	22.449	26.104	96.3	15:18.484
DRAGON PENSKE EV-2							9	A 1:03.354	■ 18.132	21.174	24.048	105.7	16:21.838
1	A 1:37.754	41.885	26.820	29.049	68.5	1:37.754	10	A 7:01.299 B	■ 19.206	22.422	6:19.671	15.9	23:23.137
2	A 1:23.567	19.667	32.057	31.843	80.1	3:01.321	11	A 1:09.416	22.584	22.214	24.618	96.5	24:32.553
3	A 1:05.830	18.742	21.890	25.198	101.7	4:07.151	12	A 1:03.344	■ 18.041	21.127	24.176	105.7	25:35.897
4	A 1:05.893	18.753	22.167	24.973	101.6	5:13.044	13	A 1:10.292	20.037	23.866	26.389	95.3	26:46.189
5	B 4:14.186 B	18.492	21.783	3:33.911	26.3	9:27.230	14	A 1:03.270	18.091	20.982	24.197	105.8	27:49.459
6	B 1:25.138	26.543	27.350	31.245	78.6	10:52.368	15	B 7:09.636 B	18.863	22.490	6:28.283	15.6	34:59.095
7	B 4:35.509 B	21.210	26.258	3:48.041	24.3	15:27.877	16	B 1:10.487	23.061	22.333	25.093	95.0	36:09.582
8	B 1:14.294	24.215	23.939	26.140	90.1	16:42.171	17	B 1:29.600	■ 18.899	27.043	43.658	74.7	37:39.182
9	B 1:04.930	18.509	21.501	24.920	103.1	17:47.101	18	B 1:03.616	■ 18.339	20.931	24.346	105.3	38:42.798
10	B 1:04.446	18.284	21.464	24.698	103.9	18:51.547	19	B 1:11.160	■ 18.129	24.468	28.563	94.1	39:53.958
11	B 1:05.328	18.278	22.008	25.042	102.5	19:56.875	20	B 1:03.565	18.114	21.154	24.297	105.3	40:57.523
12	A 7:15.223 B	18.275	22.148	6:34.800	15.4	27:12.098	21	B 1:25.509	23.035	34.486	27.988	78.3	42:23.032
13	A 1:15.715	24.234	23.914	27.567	88.4	28:27.813	22	B 1:05.756	18.602	22.246	24.908	101.8	43:28.788
14	A 1:07.513	■ 19.100	22.814	25.599	99.2	29:35.326	23	B 1:05.127	18.492	22.084	24.551	102.8	44:33.915
15	A 1:04.284	■ 17.946	21.566	24.772	104.2	30:39.610	24	B 1:05.145	18.476	21.979	24.690	102.8	45:39.060
16	A 1:08.491	■ 20.204	22.243	26.044	97.8	31:48.101	9 Sébastien Buemi CHE						
17	B 8:02.204 B	18.249	21.558	7:22.397	13.9	39:50.305	Renault e.dams Renault Z.E. 17						
18	B 1:22.462	28.893	24.639	28.930	81.2	41:12.767	1	A 2:00.782 B	29.880	24.366	1:06.536	55.4	2:00.782
19	B 1:18.274	18.544	33.662	26.068	85.5	42:31.041							
20	B 1:04.619	18.353	21.510	24.756	103.6	43:35.660							
21	B 1:04.396	18.213	21.508	24.675	104.0	44:40.056							



FIA Formula E Championship Round 2 - Hong Kong ePrix Non Qualifying Practice 3

Analysis

Official Timekeeper

Lap	Time	Sector 1	Sector 2	Sector 3	Kph	Elapsed	Lap	Time	Sector 1	Sector 2	Sector 3	Kph	Elapsed	
2	B 3:49.994	B	27.210	24.044	2:58.740	29.1	5:50.776	9	A 1:06.710	19.437	22.434	24.839	100.4	17:24.703
3	B 1:15.000	24.142	23.218	27.640	89.3	7:05.776	10	A 1:04.901	18.591	21.897	24.413	103.2	18:29.604	
4	B 1:04.237	18.411	21.466	24.360	104.2	8:10.013	11	A 1:05.403	18.474	21.951	24.978	102.4	19:35.007	
5	B 1:03.595	18.119	21.234	24.242	105.3	9:13.608	12	A 1:05.269	18.522	21.704	25.043	102.6	20:40.276	
6	B 1:44.612	30.869	39.387	34.356	64.0	10:58.220	13	A 1:04.138	18.244	21.588	24.306	104.4	21:44.414	
7	A 4:02.168	B	20.330	27.742	3:14.096	27.7	15:00.388	14	A 1:24.967	19.025	28.747	37.195	78.8	23:09.381
8	A 1:16.608	25.085	24.182	27.341	87.4	16:16.996	15	A 1:04.533	18.167	21.742	24.624	103.8	24:13.914	
9	A 1:23.307	24.073	27.631	31.603	80.4	17:40.303	16	A 1:04.249	18.342	21.614	24.293	104.2	25:18.163	
10	A 1:02.407	17.620	20.871	23.916	107.3	18:42.710	17	B 8:20.244	B	18.150	22.517	7:39.577	13.4	33:38.407
11	A 1:37.722	27.093	38.209	32.420	68.5	20:20.432	18	B 1:25.645	28.559	29.625	27.461	78.2	35:04.052	
12	A 1:03.252	18.038	21.135	24.079	105.9	21:23.684	19	B 1:13.370	20.731	25.859	26.780	91.3	36:17.422	
13	A 6:22.260	B	24.346	31.150	5:26.764	17.5	27:45.944	20	B 1:10.181	17.929	21.190	31.062	95.4	37:27.603
14	A 1:25.071	27.635	25.883	31.553	78.7	29:11.015	21	B 1:22.982	24.660	29.406	28.916	80.7	38:50.585	
15	A 1:03.724	18.207	21.371	24.146	105.1	30:14.739	22	B 1:05.400	17.817	22.383	25.200	102.4	39:55.985	
16	B 4:38.450	B	23.011	28.278	3:47.161	24.0	34:53.189							
17	B 1:15.866	25.479	23.829	26.558	88.3	36:09.055								
18	B 1:13.643	18.864	23.886	30.893	90.9	37:22.698								
19	B 1:02.002	17.521	20.712	23.769	108.0	38:24.700								
20	A 3:02.935	B	24.158	37.421	2:01.356	36.6	41:27.635							
21	A 1:28.302	28.868	30.909	28.525	75.8	42:55.937								
22	A 1:04.010	17.944	21.840	24.226	104.6	43:59.947								
23	A 1:31.002	26.098	32.401	32.503	73.6	45:30.949								

16 Oliver Turvey		GBR					
NIO Formula E Team		NextEV NIO Sport 003					
1	A 2:05.299	1:08.505	27.282	29.512	53.4	2:05.299	
2	A 1:13.744	19.783	25.923	28.038	90.8	3:19.043	
3	A 1:04.517	18.341	21.574	24.602	103.8	4:23.560	
4	A 1:13.068	19.116	26.130	27.822	91.6	5:36.628	
5	A 1:03.865	18.178	21.343	24.344	104.8	6:40.493	
6	A 1:03.847	18.094	21.357	24.396	104.9	7:44.340	
7	A 10:57.829	B	18.293	23.653	...	10.2	18:42.169
8	A 1:18.925	24.843	26.937	27.145	84.8	20:01.094	
9	A 1:11.499	20.101	25.339	26.059	93.7	21:12.593	
10	A 1:03.805	18.145	21.350	24.310	104.9	22:16.398	
11	A 1:03.810	18.137	21.338	24.335	104.9	23:20.208	
12	A 1:18.611	23.000	27.696	27.915	85.2	24:38.819	
13	A 1:03.677	18.207	21.167	24.303	105.2	25:42.496	
14	B 8:11.781	B	18.258	22.939	7:30.584	13.6	33:54.277
15	B 1:17.938	25.893	25.236	26.809	85.9	35:12.215	
16	B 1:11.883	19.627	24.633	27.623	93.2	36:24.098	
17	B 1:07.724	17.732	20.799	29.193	98.9	37:31.822	
18	B 1:10.300	20.062	24.355	25.883	95.2	38:42.122	
19	B 1:02.900	17.803	20.892	24.205	106.5	39:45.022	
20	B 1:11.826	21.202	24.928	25.696	93.2	40:56.848	
21	B 1:03.744	18.079	21.411	24.254	105.0	42:00.592	

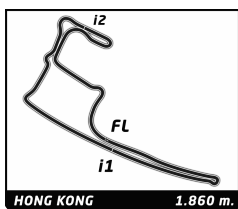
18 André Lotterer		DEU					
TECHEETAH		Renault Z.E. 17					
1	A 2:22.998	1:21.280	28.155	33.563	46.8	2:22.998	
2	A 1:08.939	18.785	23.598	26.556	97.1	3:31.937	
3	A 1:05.302	18.336	21.929	25.037	102.5	4:37.239	
4	A 1:04.705	18.312	21.813	24.580	103.5	5:41.944	
5	A 1:16.399	18.730	27.826	29.843	87.6	6:58.343	
6	A 1:05.449	18.335	22.547	24.567	102.3	8:03.792	
7	A 7:00.052	B	18.142	21.793	6:20.117	15.9	15:03.844
8	A 1:14.149	24.844	23.602	25.703	90.3	16:17.993	

19 Felix Rosenqvist		SWE					
Mahindra Racing		Mahindra M4Electro					
1	B 1:36.545	40.973	26.984	28.588	69.4	1:36.545	
2	B 1:14.508	20.274	25.709	28.525	89.9	2:51.053	
3	B 1:04.054	18.295	21.473	24.286	104.5	3:55.107	
4	A 5:20.851	B	18.210	21.663	4:40.978	20.9	9:15.958
5	A 1:19.091	23.788	25.885	29.418	84.7	10:35.049	
6	A 1:17.924	23.042	28.524	26.358	85.9	11:52.973	
7	A 1:20.575	33.282	22.354	24.939	83.1	13:13.548	
8	A 1:03.318	18.143	21.127	24.048	105.8	14:16.866	
9	A 1:29.692	22.401	34.112	33.179	74.7	15:46.558	
10	A 1:21.139	27.128	28.634	25.377	82.5	17:07.697	
11	A 1:04.601	18.300	21.797	24.504	103.7	18:12.298	
12	A 1:04.699	18.423	21.619	24.657	103.5	19:16.997	
13	A 1:05.039	18.312	21.928	24.799	103.0	20:22.036	
14	A 1:05.061	18.475	21.952	24.634	102.9	21:27.097	
15	A 1:05.062	18.328	21.977	24.757	102.9	22:32.159	
16	A 1:05.602	18.422	22.141	25.039	102.1	23:37.761	
17	A 1:22.369	22.792	30.121	29.456	81.3	25:00.130	
18	A 1:11.860	20.389	26.025	25.446	93.2	26:11.990	
19	A 5:25.248	B	18.228	24.692	4:42.328	20.6	31:37.238
20	A 1:11.974	23.721	23.074	25.179	93.0	32:49.212	
21	A 1:03.823	18.147	21.436	24.240	104.9	33:53.035	
22	B 2:53.057	B	18.077	21.692	2:13.288	38.7	36:46.092
23	B 1:15.156	24.337	25.397	25.422	89.1	38:01.248	
24	B 1:04.693	18.072	22.224	24.397	103.5	39:05.941	
25	B 1:02.556	17.701	20.762	24.093	107.0	40:08.497	
26	B 1:23.582	22.796	32.582	28.204	80.1	41:32.079	
27	B 1:09.736	19.734	24.871	25.131	96.0	42:41.815	
28	B 1:03.565	18.054	21.211	24.300	105.3	43:45.380	
29	B 1:03.828	18.035	21.294	24.499	104.9	44:49.208	
30	B 1:06.459	18.193	22.169	26.097	100.8	45:55.667	

20 Mitch Evans		NZL					
Panasonic Jaguar Racing		Jaguar I-Type II					
1	B 2:15.753	1:07.134	33.118	35.501	49.3	2:15.753	
2	A 1:58.924	B	23.585	29.666	1:05.673	56.3	4:14.677
3	A 1:37.569	31.044	31.908	34.617	68.6	5:52.246	
4	A 1:35.448	24.468	30.155	40.825	70.2	7:27.694	
5	A 1:03.557	17.983	21.291	24.283	105.4	8:31.251	
6	A 1:27.525	22.139	35.815	29.571	76.5	9:58.776	
7	A 1:05.831	18.804	22.307	24.720	101.7	11:04.607	



FIA FORMULA E CHAMPIONSHIP 2017-18



FIA Formula E Championship Round 2 - Hong Kong ePrix Non Qualifying Practice 3

Analysis

Official Timekeeper TAGHeuer

200KW Personal Best Session Best B Crossing the finish line in pit lane

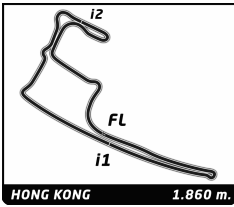
Table with 14 columns: Lap, Time, Sector 1, Sector 2, Sector 3, Kph, Elapsed. Rows 8-24 showing driver performance data.

Driver profile for Nick Heidfeld (DEU, Mahindra Racing, Mahindra M4Electro). Includes lap times and sector data for laps 1-23.

Driver profile for Jean-Eric Vergne (FRA, TECHEETAH, Renault Z.E. 17). Includes lap times and sector data for laps 1-11.

Driver profile for Kamui Kobayashi (MCO, Andretti Formula E, Andretti ATEC-04). Includes lap times and sector data for laps 1-23.

Driver profile for Antonio Felix da Costa (PRT, Andretti Formula E, Andretti ATEC-03). Includes lap times and sector data for laps 1-16.



FIA Formula E Championship

Round 2 - Hong Kong ePrix

Non Qualifying Practice 3

Analysis

Official Timekeeper

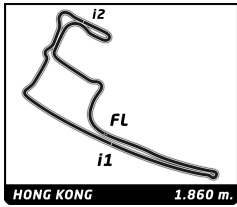
Lap	Time	Sector 1	Sector 2	Sector 3	Kph	Elapsed	Lap	Time	Sector 1	Sector 2	Sector 3	Kph	Elapsed
17	A 1:03.807	18.165	21.276	24.366	104.9	35:36.230							
18	B 3:35.567 B	18.231	23.636	2:53.700	31.1	39:11.797							
19	B 1:18.072	25.452	24.771	27.849	85.8	40:29.869							
20	B 1:09.891 ■	19.554	23.974	26.363	95.8	41:39.760							
21	B 1:10.355 ■	17.744	28.217	24.394	95.2	42:50.115							
22	B 1:04.069 ■	18.073	21.403	24.593	104.5	43:54.184							
23	B 1:12.369	19.085	26.075	27.209	92.5	45:06.553							

■ 200KW ■ Personal Best ■ Session Best **B** Crossing the finish line in pit lane

Lap	Time	Sector 1	Sector 2	Sector 3	Kph	Elapsed
36	Alex Lynn					GBR
		DS Virgin Racing				DS Virgin DSV-03
1	B 1:32.696	35.637	26.934	30.125	72.2	1:32.696
2	A 2:24.539 B	20.641	26.852	1:37.046	46.3	3:57.235
3	A 2:02.833 B	33.308	28.745	1:00.780	54.5	6:00.068
4	A 1:22.843	27.477	26.956	28.410	80.8	7:22.911
5	A 1:13.503	20.361	26.342	26.800	91.1	8:36.414
6	A 1:03.695	18.233	21.381	24.081	105.1	9:40.109
7	A 1:21.858	20.890	27.699	33.269	81.8	11:01.967
8	A 1:15.817	20.232	27.205	28.380	88.3	12:17.784
9	A 1:03.416	18.133	21.221	24.062	105.6	13:21.200
10	A 5:27.580 B ■	18.565	23.575	4:45.440	20.4	18:48.780
11	A 1:24.761	25.753	28.409	30.599	79.0	20:13.541
12	A 1:16.838	20.419	25.466	30.953	87.1	21:30.379
13	A 1:03.634	18.173	21.293	24.168	105.2	22:34.013
14	A 1:17.728	20.896	27.056	29.776	86.1	23:51.741
15	B 8:18.074 B	18.126	21.187	7:38.761	13.4	32:09.815
16	B 1:26.045	28.792	28.047	29.206	77.8	33:35.860
17	B 1:13.301 ■	21.037	25.468	26.796	91.3	34:49.161
18	B 1:02.351 ■	17.684	20.717	23.950	107.4	35:51.512
19	B 1:15.330 ■	20.134	25.525	29.671	88.9	37:06.842
20	B 1:04.536 ■	17.769	22.494	24.273	103.8	38:11.378
21	B 1:13.531 ■	19.967	25.307	28.257	91.1	39:24.909
22	B 5:05.131 B	19.397	24.333	4:21.401	21.9	44:30.040
23	B 1:17.281	25.343	24.197	27.741	86.6	45:47.321

Lap	Time	Sector 1	Sector 2	Sector 3	Kph	Elapsed
66	Daniel Abt					DEU
		Audi Sport ABT Schaeffler				Audi e-tron FE04
1	A 1:30.711	34.140	27.185	29.386	73.8	1:30.711
2	B 1:44.575 B	20.957	24.688	58.930	64.0	3:15.286
3	B 1:22.821	25.953	27.717	29.151	80.8	4:38.107
4	A 4:40.523 B	19.877	23.717	3:56.929	23.9	9:18.630
5	A 1:19.045	24.993	25.475	28.577	84.7	10:37.675
6	A 1:10.796 ■	19.515	24.302	26.979	94.6	11:48.471
7	A 1:02.638 ■	17.602	20.930	24.106	106.9	12:51.109
8	A 5:57.033 B ■	21.507	25.348	5:10.178	18.8	18:48.142
9	A 1:20.024	24.519	27.686	27.819	83.7	20:08.166
10	A 1:05.780	18.310	22.120	25.350	101.8	21:13.946
11	A 1:13.709	17.995	27.811	27.903	90.8	22:27.655
12	A 1:03.676	17.999	21.495	24.182	105.2	23:31.331
13	A 1:12.452	18.014	25.985	28.453	92.4	24:43.783
14	B 13:07.924 B	18.029	23.214	...	8.5	37:51.707
15	B 1:21.465	25.838	27.371	28.256	82.2	39:13.172
16	B 1:08.987 ■	19.425	23.147	26.415	97.1	40:22.159
17	B 1:02.815 ■	17.543	21.101	24.171	106.6	41:24.974
18	B 1:11.706 ■	21.781	24.970	24.955	93.4	42:36.680
19	B 1:07.627 ■	18.061	22.946	26.620	99.0	43:44.307
20	B 1:03.377	17.954	21.240	24.183	105.7	44:47.684
21	B 1:16.689	20.769	26.001	29.919	87.3	46:04.373

Lap	Time	Sector 1	Sector 2	Sector 3	Kph	Elapsed
68	Luca Filippi					ITA
		NIO Formula E Team				NextEV NIO Sport 003
1	A 2:17.790	1:16.060	28.607	33.123	48.6	2:17.790
2	A 1:08.678	20.706	22.978	24.994	97.5	3:26.468
3	A 1:04.506	18.248	21.628	24.630	103.8	4:30.974
4	B 6:59.126 B	18.425	23.175	6:17.526	16.0	11:30.100
5	B 1:16.108	24.266	25.286	26.556	88.0	12:46.208
6	B 1:11.829 ■	22.282	24.785	24.762	93.2	13:58.037
7	B 1:04.313 ■	17.968	21.256	25.089	104.1	15:02.350
8	B 1:04.778 ■	18.510	21.313	24.955	103.4	16:07.128
9	B 1:04.543	18.363	21.440	24.740	103.7	17:11.671
10	B 1:04.559	18.393	21.376	24.790	103.7	18:16.230
11	A 11:32.397 B	18.446	21.549	...	9.7	29:48.627
12	A 1:15.739	24.102	24.584	27.053	88.4	31:04.366
13	A 1:10.481 ■	20.837	22.938	26.706	95.0	32:14.847
14	A 1:03.579 ■	17.749	20.861	24.969	105.3	33:18.426
15	A 1:04.101 ■	18.287	21.304	24.510	104.5	34:22.527
16	A 1:03.916	18.218	21.127	24.571	104.8	35:26.443
17	A 1:07.261	18.448	22.885	25.928	99.6	36:33.704
18	A 1:07.621	18.799	22.611	26.211	99.0	37:41.325
19	A 1:07.206	18.795	22.575	25.836	99.6	38:48.531
20	A 1:09.614	19.187	24.397	26.030	96.2	39:58.145
21	A 1:08.416	18.923	22.718	26.775	97.9	41:06.561
22	A 1:11.215	18.966	25.520	26.729	94.0	42:17.776
23	A 1:04.591	18.394	21.421	24.776	103.7	43:22.367
24	A 1:04.297	18.296	21.377	24.624	104.1	44:26.664
25	A 1:07.661	18.341	22.098	27.222	99.0	45:34.325



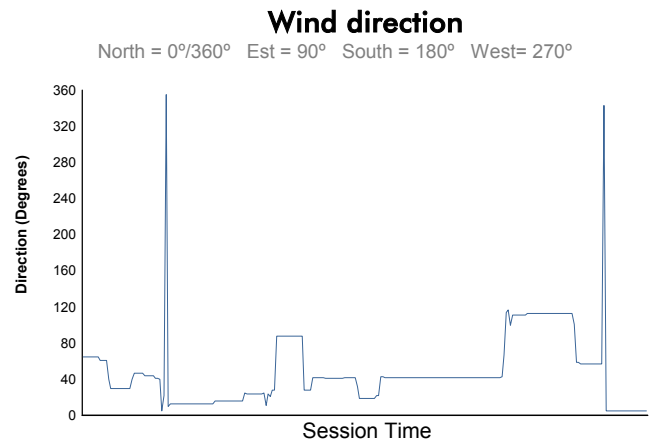
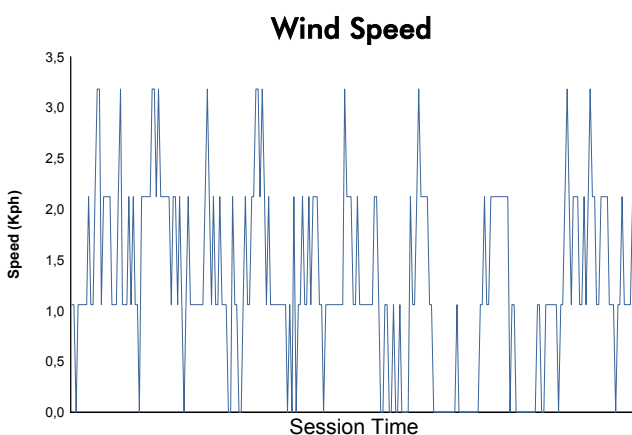
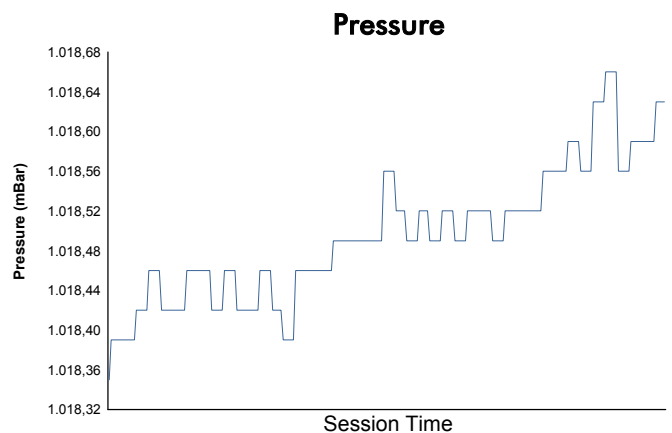
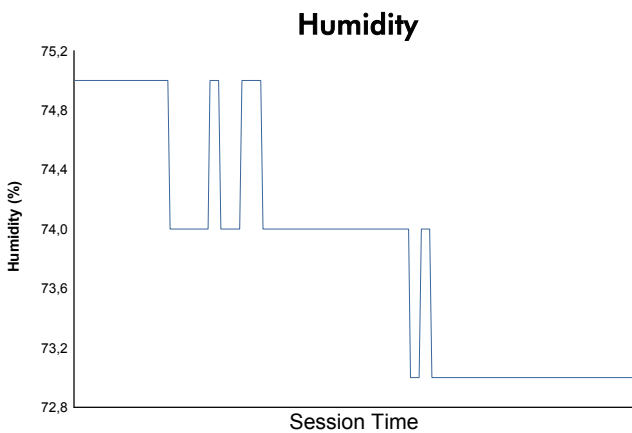
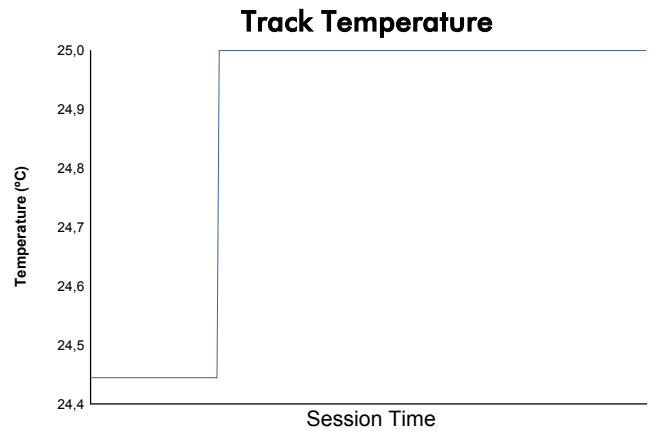
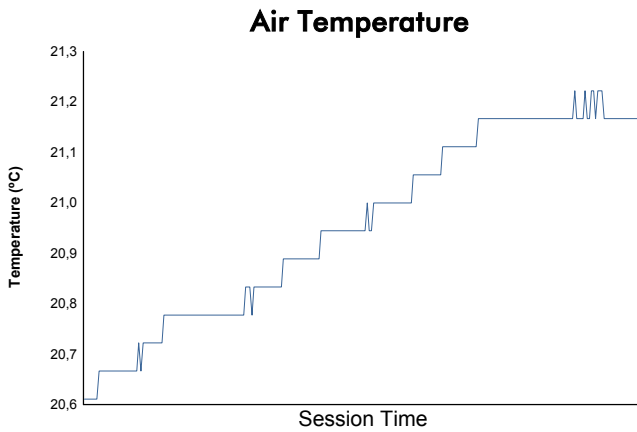
Round 2 - Hong Kong ePrix

FIA Formula E Championship

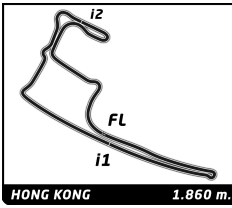
Non Qualifying Practice 3

Weather Report

Official Timekeeper 



Track Status: **DRY**



FIA Formula E Championship

Round 2 - Hong Kong ePrix

Qualifying 2 Group 1

Classification

Official Timekeeper TAG Heuer

Nr.	Driver	Nat	Team	Car	Time	Lap	Total	Gap	Kph
1	16 Oliver Turvey	GBR	NIO Formula E Team	NextEV NIO Sport 003	1:03.092	3	3	-	- 106.1
2	1 Lucas Di Grassi	BRA	Audi Sport ABT Schaeffler	Audi e-tron FE04	1:03.346	3	3	+0.254	+0.254 105.7
3	18 André Lotterer	DEU	TECHEETAH	Renault Z.E. 17	1:03.845	3	3	+0.753	+0.499 104.9
4	7 Jérôme d'Ambrosio	BEL	DRAGON	PENSKE EV-2	1:03.849	3	3	+0.757	+0.004 104.9
5	6 Neel Jani	CHE	DRAGON	PENSKE EV-2	1:04.612	3	3	+1.520	+0.763 103.6

Fastest Lap	Lap 3	Oliver Turvey	1:03.092	106.1 Kph
--------------------	-------	---------------	-----------------	-----------

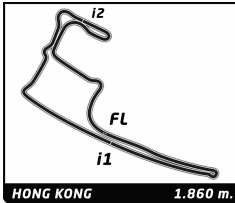
Published at:

Track Status: **DRY**

Race Director:	Timekeeper:
-----------------------	--------------------



FIA FORMULA E
CHAMPIONSHIP
2017-18



FIA Formula E Championship

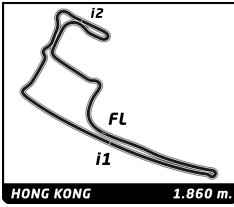
Round 2 - Hong Kong ePrix

Qualifying 2 Group 1

Best Sector Times

Official Timekeeper TAG Heuer

SECTOR 1			SECTOR 2		SECTOR 3		Pos	Driver	Ideal Lap	Best Lap	
Pos	Driver	Time	Driver	Time	Driver	Time					
1	16 O.Turvey	17.809	16 O.Turvey	21.081	16 O.Turvey	24.202	1	16 O.Turvey	1:03.092	1:03.092	(1)
2	18 A.Lotterer	17.864	1 L.Di Grassi	21.236	1 L.Di Grassi	24.241	2	1 L.Di Grassi	1:03.346	1:03.346	(2)
3	1 L.Di Grassi	17.869	7 J.d'Ambrosio	21.271	7 J.d'Ambrosio	24.470	3	18 A.Lotterer	1:03.845	1:03.845	(3)
4	6 N.Jani	18.074	18 A.Lotterer	21.305	18 A.Lotterer	24.676	4	7 J.d'Ambrosio	1:03.849	1:03.849	(4)
5	7 J.d'Ambrosio	18.108	6 N.Jani	21.771	6 N.Jani	24.767	5	6 N.Jani	1:04.612	1:04.612	(5)



FIA Formula E Championship

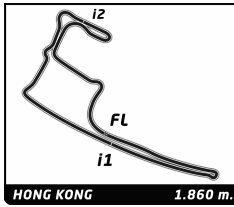
Round 2 - Hong Kong ePrix

Qualifying 2 Group 1

Fastest Lap Sequence

Official Timekeeper TAG Heuer

Practice Time	Driver	Team	Car	Time	Kph	Lap
3:46.943	6 Neel Jani	DRAGON	PENSKE EV-2	1:12.749	92.0	2
4:43.107	18 André Lotterer	TECHEETAH	Renault Z.E. 17	1:06.592	100.6	2
4:51.555	6 Neel Jani	DRAGON	PENSKE EV-2	1:04.612	103.6	3
5:46.952	18 André Lotterer	TECHEETAH	Renault Z.E. 17	1:03.845	104.9	3
6:21.465	16 Oliver Turvey	NIO Formula E Team	NextEV NIO Sport 003	1:03.092	106.1	3



FIA Formula E Championship

Round 2 - Hong Kong ePrix

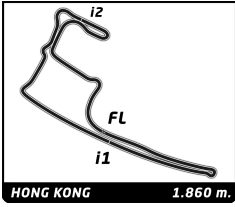
Qualifying 2 Group 1

Analysis

Official Timekeeper

■ 200KW ■ Personal Best ■ Session Best ■ B Crossing the finish line in pit lane

Lap	Time	Sector 1	Sector 2	Sector 3	Kph	Elapsed	Lap	Time	Sector 1	Sector 2	Sector 3	Kph	Elapsed	
1	Lucas Di Grassi BRA													
		Audi Sport ABT Schaeffler				Audi e-tron FE04								
1	A	4:18.209	3:26.468	24.734	27.007	25.9	4:18.209							
2	A	1:08.868	■	19.112	23.890	25.866	97.2	5:27.077						
3	A	■	■	■	■	105.7	6:30.423							
6	Neel Jani CHE													
		DRAGON				PENSKE EV-2								
1	B	2:34.194	1:40.962	25.520	27.712	43.4	2:34.194							
2	B	1:12.749	■	19.304	24.675	28.770	92.0	3:46.943						
3	B	■	■	■	■	103.6	4:51.555							
7	Jérôme d'Ambrosio BEL													
		DRAGON				PENSKE EV-2								
1	A	4:30.466	3:40.615	23.850	26.001	24.8	4:30.466							
2	A	1:08.779	■	19.611	22.566	26.602	97.4	5:39.245						
3	A	■	■	■	■	104.9	6:43.094							
16	Oliver Turvey GBR													
		NIO Formula E Team				NextEV NIO Sport 003								
1	B	4:04.797	3:10.990	25.863	27.944	27.4	4:04.797							
2	B	1:13.576	■	20.578	24.886	28.112	91.0	5:18.373						
3	B	■	■	■	■	106.1	6:21.465							
18	André Lotterer DEU													
		TECHEETAH				Renault Z.E. 17								
1	B	3:36.515	2:42.756	26.719	27.040	30.9	3:36.515							
2	B	1:06.592	■	19.059	22.750	24.783	100.6	4:43.107						
3	B	■	■	■	■	104.9	5:46.952							



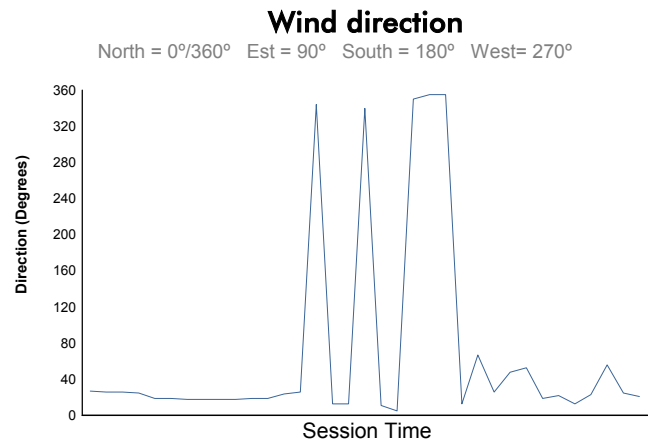
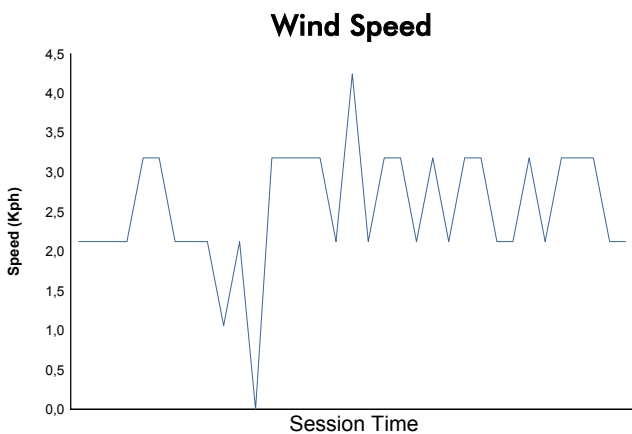
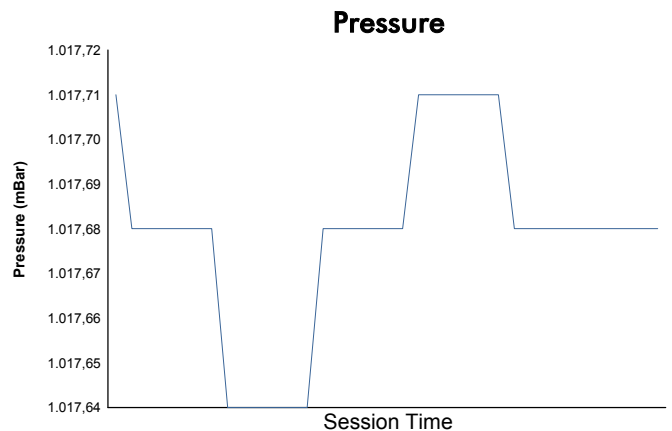
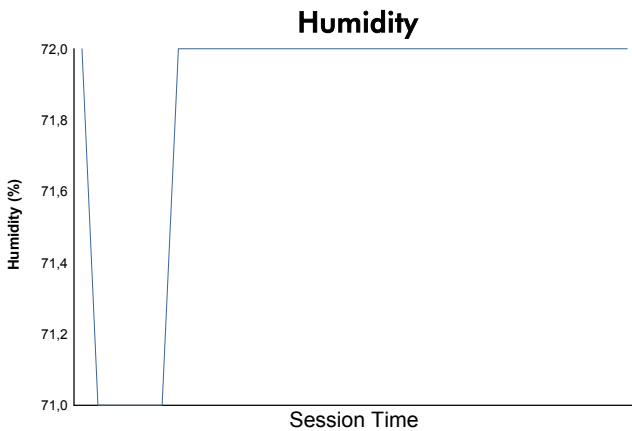
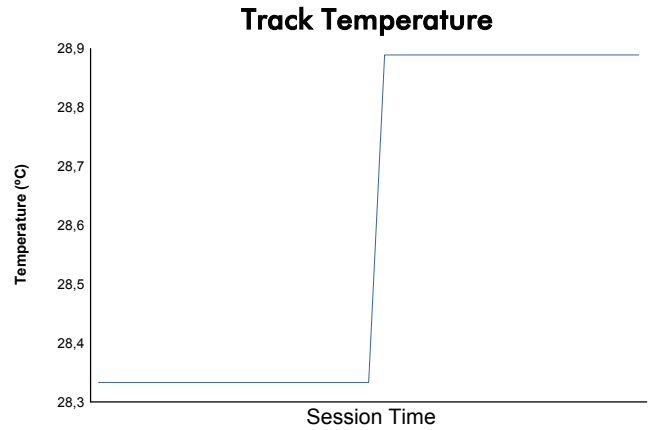
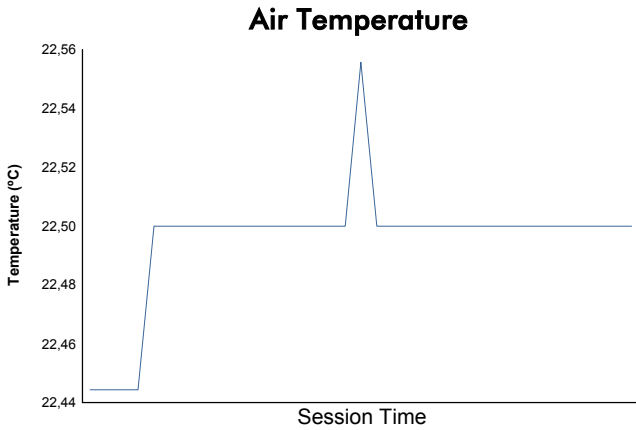
Round 2 - Hong Kong ePrix

FIA Formula E Championship

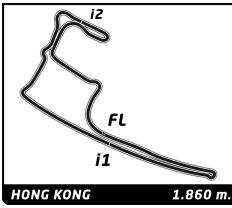
Qualifying 2 Group 1

Weather Report

Official Timekeeper 



Track Status: **DRY**



FIA Formula E Championship

Round 2 - Hong Kong ePrix

Qualifying 2 Group 2

Classification

Official Timekeeper 

Nr.	Driver	Nat	Team	Car	Time	Lap	Total	Gap	Kph
1	20 Mitch Evans	NZL	Panasonic Jaguar Racing	Jaguar I-Type II	1:02.577	3	3	-	- 107.0
2	19 Felix Rosenqvist	SWE	Mahindra Racing	Mahindra M4Electro	1:02.878	3	3	+0.301	+0.301 106.5
3	5 Maro Engel	DEU	Venturi Formula E Team	Venturi VM200-FE-03	1:03.446	3	3	+0.869	+0.568 105.5
4	27 Kamui Kobayashi	MCO	Andretti Formula E	Andretti ATEC-04	1:03.473	3	3	+0.896	+0.027 105.5
5	9 Sébastien Buemi	CHE	Renault e.dams	Renault Z.E. 17	1:05.346	3	3	+2.769	+1.873 102.5

Fastest Lap	Lap 3	Mitch Evans	1:02.577	107.0 Kph
--------------------	-------	-------------	-----------------	-----------

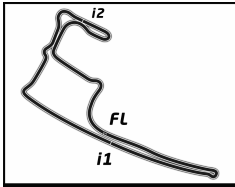
Published at:

Track Status: **DRY**

Race Director:	Timekeeper:
-----------------------	--------------------



FIA FORMULA E
CHAMPIONSHIP
2017-18



HONG KONG 1.860 m

FIA Formula E Championship

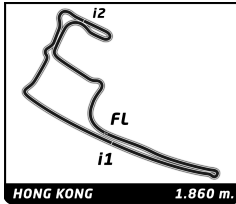
Round 2 - Hong Kong ePrix

Qualifying 2 Group 2

Best Sector Times

Official Timekeeper TAG Heuer

SECTOR 1			SECTOR 2		SECTOR 3		Pos	Driver	Ideal Lap	Best Lap	
Pos	Driver	Time	Driver	Time	Driver	Time					
1	19 F.Rosenqvist	17.660	20 M.Evans	20.806	20 M.Evans	24.070	1	20 M.Evans	1:02.577	1:02.577	(1)
2	20 M.Evans	17.701	19 F.Rosenqvist	21.018	5 M.Engel	24.123	2	19 F.Rosenqvist	1:02.878	1:02.878	(2)
3	9 S.Buemi	17.730	27 K.Kobayashi	21.216	19 F.Rosenqvist	24.200	3	5 M.Engel	1:03.446	1:03.446	(3)
4	27 K.Kobayashi	17.874	5 M.Engel	21.350	27 K.Kobayashi	24.383	4	27 K.Kobayashi	1:03.473	1:03.473	(4)
5	5 M.Engel	17.973	9 S.Buemi	22.014	9 S.Buemi	25.602	5	9 S.Buemi	1:05.346	1:05.346	(5)



FIA Formula E Championship

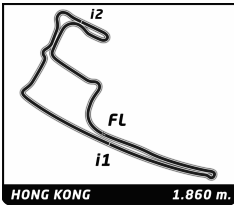
Round 2 - Hong Kong ePrix

Qualifying 2 Group 2

Fastest Lap Sequence

Official Timekeeper TAG Heuer

Practice Time	Driver	Team	Car	Time	Kph	Lap
3:04.951	19 Felix Rosenqvist	Mahindra Racing	Mahindra M4Electro	1:13.000	91.7	2
4:01.090	9 Sébastien Buemi	Renault e.dams	Renault Z.E. 17	1:08.404	97.9	2
4:07.829	19 Felix Rosenqvist	Mahindra Racing	Mahindra M4Electro	1:02.878	106.5	3
4:56.988	20 Mitch Evans	Panasonic Jaguar Racing	Jaguar I-Type II	1:02.577	107.0	3



FIA Formula E Championship

Round 2 - Hong Kong ePrix

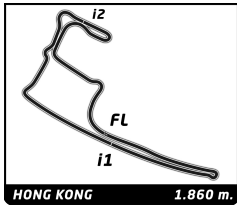
Qualifying 2 Group 2

Analysis

Official Timekeeper

■ 200KW ■ Personal Best ■ Session Best ■ B Crossing the finish line in pit lane

Lap	Time	Sector 1	Sector 2	Sector 3	Kph	Elapsed	Lap	Time	Sector 1	Sector 2	Sector 3	Kph	Elapsed
5 Maro Engel DEU													
Venturi Formula E Team							Venturi VM200-FE-03						
1	A	2:21.125	1:27.009	25.267	28.849	47.4	2:21.125						
2	A	1:14.345	19.464	24.880	30.001	90.1	3:35.470						
3	A	1:03.446	17.973	21.350	24.123	105.5	4:38.916						
9 Sébastien Buemi CHE													
Renault e.dams							Renault Z.E. 17						
1	B	2:52.686	2:01.887	23.278	27.521	38.8	2:52.686						
2	B	1:08.404	19.016	23.282	26.106	97.9	4:01.090						
3	B	1:05.346	17.730	22.014	25.602	102.5	5:06.436						
19 Felix Rosenqvist SWE													
Mahindra Racing							Mahindra M4Electro						
1	A	1:51.951	1:00.194	24.664	27.093	59.8	1:51.951						
2	A	1:13.000	18.432	25.617	28.951	91.7	3:04.951						
3	A	1:02.878	17.660	21.018	24.200	106.5	4:07.829						
20 Mitch Evans NZL													
Panasonic Jaguar Racing							Jaguar I-Type II						
1	B	2:40.229	1:39.148	29.357	31.724	41.8	2:40.229						
2	B	1:14.182	22.501	25.138	26.543	90.3	3:54.411						
3	B	1:02.577	17.701	20.806	24.070	107.0	4:56.988						
27 Kamui Kobayashi MCO													
Andretti Formula E							Andretti ATEC-04						
1	A	3:22.987	2:32.099	23.975	26.913	33.0	3:22.987						
2	A	1:12.232	19.877	24.519	27.836	92.7	4:35.219						
3	A	1:03.473	17.874	21.216	24.383	105.5	5:38.692						



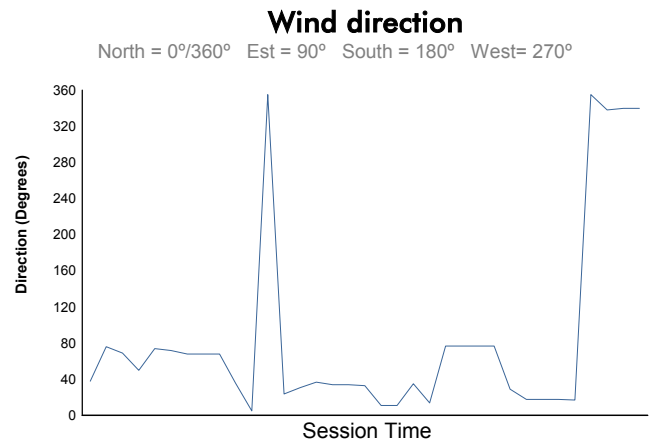
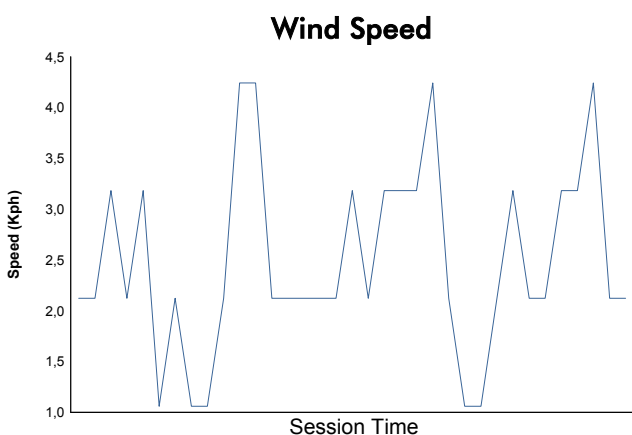
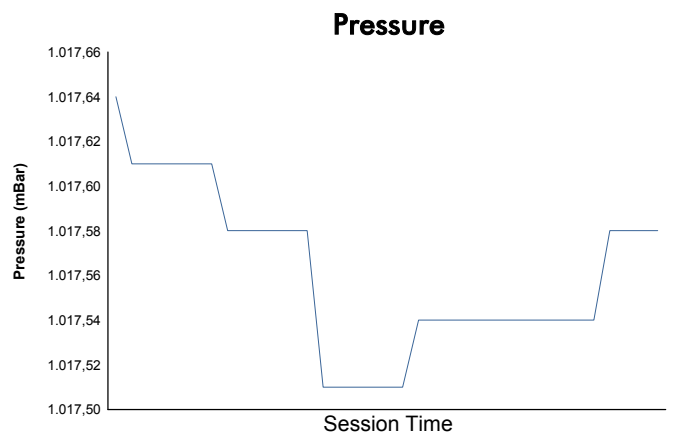
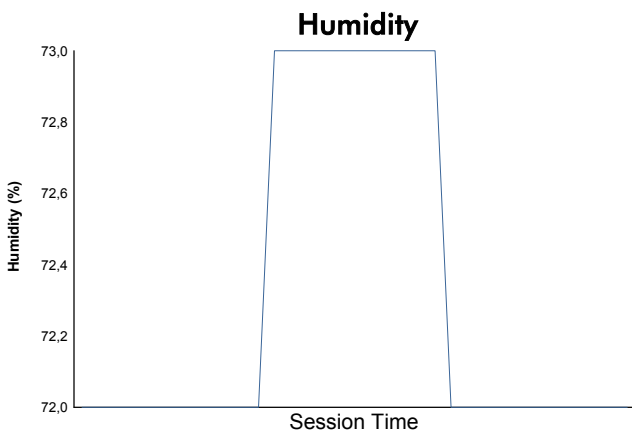
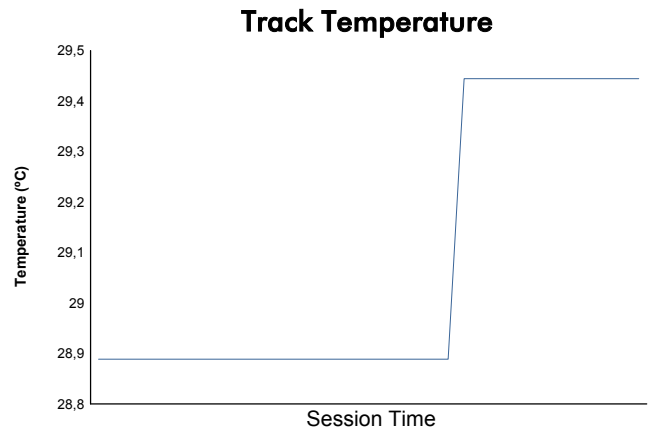
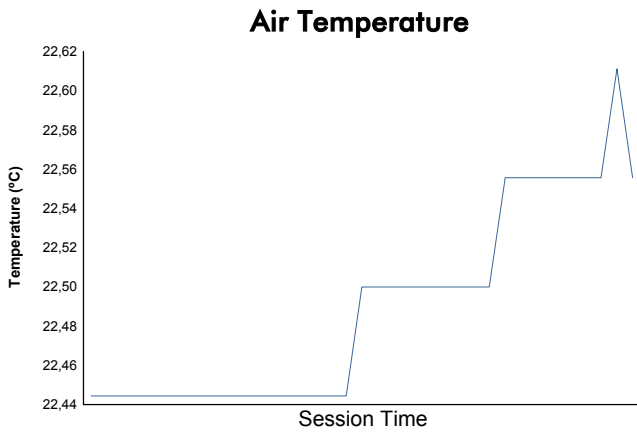
Round 2 - Hong Kong ePrix

FIA Formula E Championship

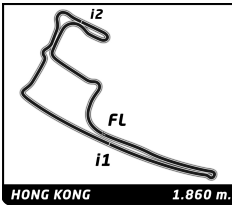
Qualifying 2 Group 2

Weather Report

Official Timekeeper 



Track Status: **DRY**



FIA Formula E Championship

Round 2 - Hong Kong ePrix

Qualifying 2 Group 3

Classification

Official Timekeeper 

Nr.	Driver	Nat	Team	Car	Time	Lap	Total	Gap	Kph
1	4 Edoardo Mortara	CHE	Venturi Formula E Team	Venturi VM200-FE-03	1:02.870	3	3	-	- 106.5
2	36 Alex Lynn	GBR	DS Virgin Racing	DS Virgin DSV-03	1:02.929	3	3	+0.059	+0.059 106.4
3	28 Antonio Felix da Costa	PRT	Andretti Formula E	Andretti ATEC-03	1:02.979	3	3	+0.109	+0.050 106.3
4	68 Luca Filippi	ITA	NIO Formula E Team	NextEV NIO Sport 003	1:03.210	3	3	+0.340	+0.231 105.9
5	8 Nicolas Prost	FRA	Renault e.dams	Renault Z.E. 17	1:03.418	3	3	+0.548	+0.208 105.6

Fastest Lap	Lap 3	Edoardo Mortara	1:02.870	106.5 Kph
--------------------	-------	-----------------	-----------------	-----------

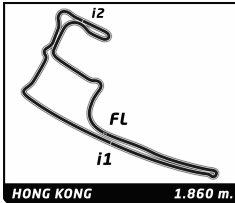
Published at:

Track Status: **DRY**

Race Director:	Timekeeper:
-----------------------	--------------------



FIA FORMULA E
CHAMPIONSHIP
2017-18

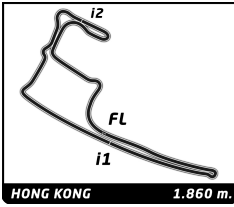


FIA Formula E Championship
Round 2 - Hong Kong ePrix
Qualifying 2 Group 3

Best Sector Times

Official Timekeeper TAG Heuer

SECTOR 1			SECTOR 2		SECTOR 3		Pos	Driver	Ideal Lap	Best Lap	
Pos	Driver	Time	Driver	Time	Driver	Time					
1	8 N.Prost	17.756	68 L.Filippi	20.871	4 E.Mortara	23.937	1	4 E.Mortara	1:02.870	1:02.870	(1)
2	4 E.Mortara	17.791	36 A.Lynn	20.961	36 A.Lynn	24.102	2	36 A.Lynn	1:02.929	1:02.929	(2)
3	28 A.da Costa	17.857	28 A.da Costa	21.016	28 A.da Costa	24.106	3	28 A.da Costa	1:02.979	1:02.979	(3)
4	36 A.Lynn	17.866	4 E.Mortara	21.142	68 L.Filippi	24.420	4	68 L.Filippi	1:03.210	1:03.210	(4)
5	68 L.Filippi	17.919	8 N.Prost	21.236	8 N.Prost	24.426	5	8 N.Prost	1:03.418	1:03.418	(5)



FIA Formula E Championship

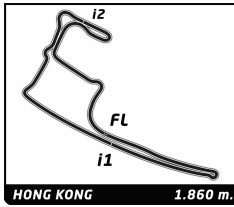
Round 2 - Hong Kong ePrix

Qualifying 2 Group 3

Fastest Lap Sequence

Official Timekeeper TAG Heuer

Practice Time	Driver	Team	Car	Time	Kph	Lap
2:25.881	8 Nicolas Prost	Renault e.dams	Renault Z.E. 17	1:06.934	100.0	2
3:29.299	8 Nicolas Prost	Renault e.dams	Renault Z.E. 17	1:03.418	105.6	3
3:53.720	36 Alex Lynn	DS Virgin Racing	DS Virgin DSV-03	1:02.929	106.4	3
6:00.860	4 Edoardo Mortara	Venturi Formula E Team	Venturi VM200-FE-03	1:02.870	106.5	3



FIA Formula E Championship

Round 2 - Hong Kong ePrix

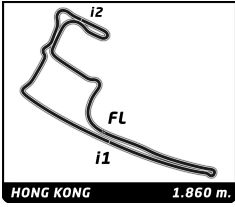
Qualifying 2 Group 3

Analysis

Official Timekeeper

■ 200KW ■ Personal Best ■ Session Best B Crossing the finish line in pit lane

Lap	Time	Sector 1	Sector 2	Sector 3	Kph	Elapsed	Lap	Time	Sector 1	Sector 2	Sector 3	Kph	Elapsed
4 Edoardo Mortara CHE													
Venturi Formula E Team							Venturi VM200-FE-03						
1	B	3:47.690	2:53.224	25.936	28.530	29.4	3:47.690						
2	B	1:10.300	19.361	23.727	27.212	95.2	4:57.990						
3	B	1:02.870	17.791	21.142	23.937	106.5	6:00.860						
8 Nicolas Prost FRA													
Renault e.dams							Renault Z.E. 17						
1	B	1:18.947	30.195	23.150	25.602	84.8	1:18.947						
2	B	1:06.934	18.666	22.021	26.247	100.0	2:25.881						
3	B	1:03.418	17.756	21.236	24.426	105.6	3:29.299						
28 Antonio Felix da Costa PRT													
Andretti Formula E							Andretti ATEC-03						
1	B	2:30.449	1:33.456	26.296	30.697	44.5	2:30.449						
2	B	1:11.942	21.059	23.783	27.100	93.1	3:42.391						
3	B	1:02.979	17.857	21.016	24.106	106.3	4:45.370						
36 Alex Lynn GBR													
DS Virgin Racing							DS Virgin DSV-03						
1	A	1:37.843	42.653	26.873	28.317	68.4	1:37.843						
2	A	1:12.948	20.909	25.983	26.056	91.8	2:50.791						
3	A	1:02.929	17.866	20.961	24.102	106.4	3:53.720						
68 Luca Filippi ITA													
NIO Formula E Team							NextEV NIO Sport 003						
1	A	1:51.086	58.247	26.551	26.288	60.3	1:51.086						
2	A	1:08.215	20.656	22.584	24.975	98.2	2:59.301						
3	A	1:03.210	17.919	20.871	24.420	105.9	4:02.511						



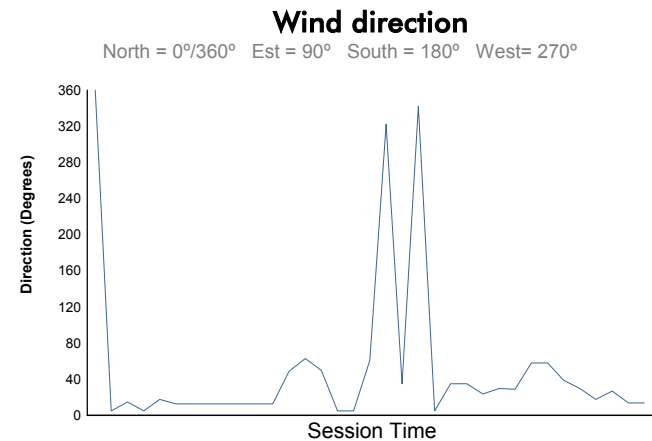
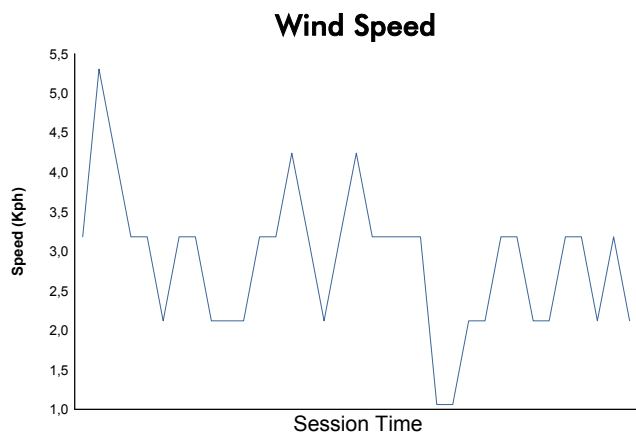
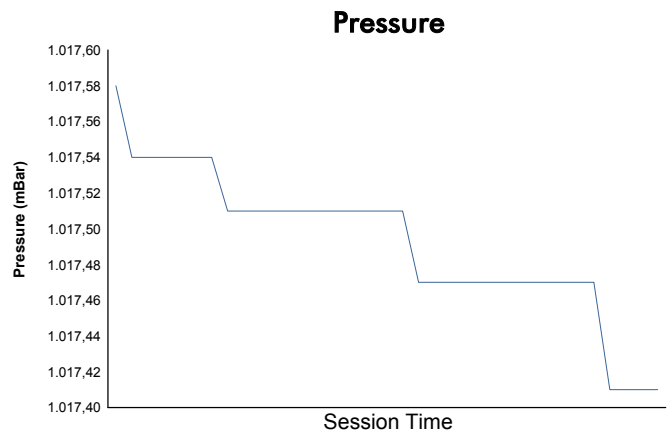
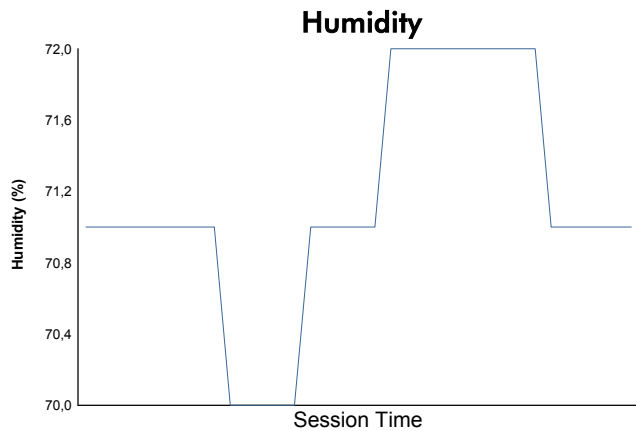
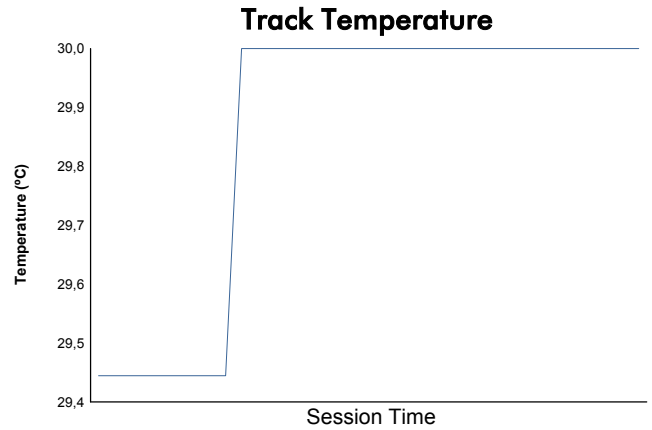
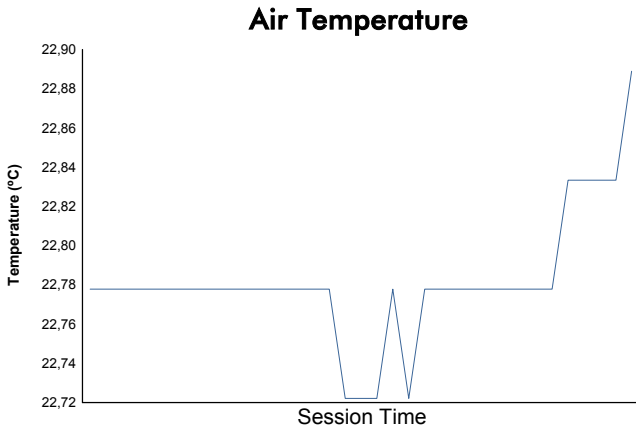
Round 2 - Hong Kong ePrix

FIA Formula E Championship

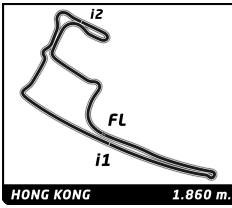
Qualifying 2 Group 3

Weather Report

Official Timekeeper 



Track Status: **DRY**



FIA Formula E Championship

Round 2 - Hong Kong ePrix

Qualifying 2 Group 4

Classification

Official Timekeeper 

Nr.	Driver	Nat	Team	Car	Time	Lap	Total	Gap	Kph
1	66 Daniel Abt	DEU	Audi Sport ABT Schaeffler	Audi e-tron FE04	1:02.703	3	3	-	- 106.8
2	2 Sam Bird	GBR	DS Virgin Racing	DS Virgin DSV-03	1:02.897	3	3	+0.194	+0.194 106.5
3	25 Jean-Eric Vergne	FRA	TECHEETAH	Renault Z.E. 17	1:02.982	3	3	+0.279	+0.085 106.3
4	23 Nick Heidfeld	DEU	Mahindra Racing	Mahindra M4Electro	1:03.276	3	3	+0.573	+0.294 105.8
5	3 Nelson Piquet	BRA	Panasonic Jaguar Racing	Jaguar I-Type II	1:03.310	3	3	+0.607	+0.034 105.8

Fastest Lap	Lap 3	Daniel Abt	1:02.703	106.8 Kph
--------------------	-------	------------	-----------------	-----------

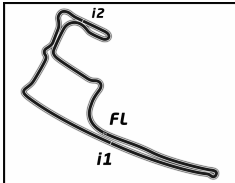
Published at:

Track Status: **DRY**

Race Director:	Timekeeper:
-----------------------	--------------------



FIA FORMULA E
CHAMPIONSHIP
2017-18



HONG KONG 1.860 m

FIA Formula E Championship

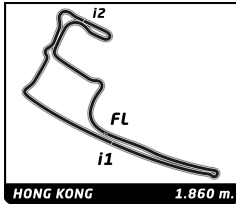
Round 2 - Hong Kong ePrix

Qualifying 2 Group 4

Best Sector Times

Official Timekeeper TAG Heuer

SECTOR 1			SECTOR 2		SECTOR 3		Pos	Driver	Ideal Lap	Best Lap	
Pos	Driver	Time	Driver	Time	Driver	Time					
1	66 D.Abt	17.660	3 N.Piquet	21.010	66 D.Abt	23.950	1	66 D.Abt	1:02.703	1:02.703	(1)
2	25 J.Vergne	17.788	25 J.Vergne	21.077	2 S.Bird	23.965	2	2 S.Bird	1:02.897	1:02.897	(2)
3	2 S.Bird	17.835	66 D.Abt	21.093	25 J.Vergne	24.117	3	25 J.Vergne	1:02.982	1:02.982	(3)
4	23 N.Heidfeld	17.865	2 S.Bird	21.097	23 N.Heidfeld	24.198	4	23 N.Heidfeld	1:03.276	1:03.276	(4)
5	3 N.Piquet	17.943	23 N.Heidfeld	21.213	3 N.Piquet	24.357	5	3 N.Piquet	1:03.310	1:03.310	(5)



FIA Formula E Championship

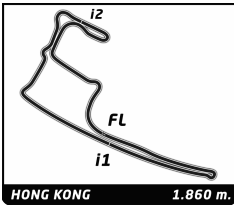
Round 2 - Hong Kong ePrix

Qualifying 2 Group 4

Fastest Lap Sequence

Official Timekeeper TAG Heuer

Practice Time	Driver	Team	Car	Time	Kph	Lap
2:38.218	2 Sam Bird	DS Virgin Racing	DS Virgin DSV-03	1:14.870	89.4	2
2:43.410	66 Daniel Abt	Audi Sport ABT Schaeffler	Audi e-tron FE04	1:13.842	90.7	2
3:01.161	25 Jean-Eric Vergne	TECHEETAH	Renault Z.E. 17	1:10.169	95.4	2
3:41.115	2 Sam Bird	DS Virgin Racing	DS Virgin DSV-03	1:02.897	106.5	3
3:46.113	66 Daniel Abt	Audi Sport ABT Schaeffler	Audi e-tron FE04	1:02.703	106.8	3



FIA Formula E Championship

Round 2 - Hong Kong ePrix

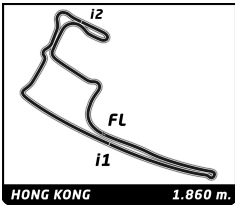
Qualifying 2 Group 4

Analysis

Official Timekeeper

■ 200KW ■ Personal Best ■ Session Best ■ B Crossing the finish line in pit lane

Lap	Time	Sector 1	Sector 2	Sector 3	Kph	Elapsed	Lap	Time	Sector 1	Sector 2	Sector 3	Kph	Elapsed	
2	Sam Bird	GBR												
DS Virgin Racing		DS Virgin DSV-03												
1	B	1:23.348	30.513	24.211	28.624	80.3	1:23.348							
2	B	1:14.870	20.575	25.533	28.762	89.4	2:38.218							
3	B	1:02.897	17.835	21.097	23.965	106.5	3:41.115							
3	Nelson Piquet	BRA												
Panasonic Jaguar Racing		Jaguar I-Type II												
1	B	1:40.237	37.432	29.913	32.892	66.8	1:40.237							
2	B	1:14.741	21.029	26.392	27.320	89.6	2:54.978							
3	B	1:03.310	17.943	21.010	24.357	105.8	3:58.288							
23	Nick Heidfeld	DEU												
Mahindra Racing		Mahindra M4Electro												
1	A	2:07.440	1:16.385	24.161	26.894	52.5	2:07.440							
2	A	1:12.433	19.775	24.955	27.703	92.4	3:19.873							
3	A	1:03.276	17.865	21.213	24.198	105.8	4:23.149							
25	Jean-Eric Vergne	FRA												
TECHEETAH		Renault Z.E. 17												
1	B	1:50.992	55.046	27.500	28.446	60.3	1:50.992							
2	B	1:10.169	19.275	24.303	26.591	95.4	3:01.161							
3	B	1:02.982	17.788	21.077	24.117	106.3	4:04.143							
66	Daniel Abt	DEU												
Audi Sport ABT Schaeffler		Audi e-tron FE04												
1	B	1:29.568	30.886	27.952	30.730	74.8	1:29.568							
2	B	1:13.842	20.184	25.669	27.989	90.7	2:43.410							
3	B	1:02.703	17.660	21.093	23.950	106.8	3:46.113							



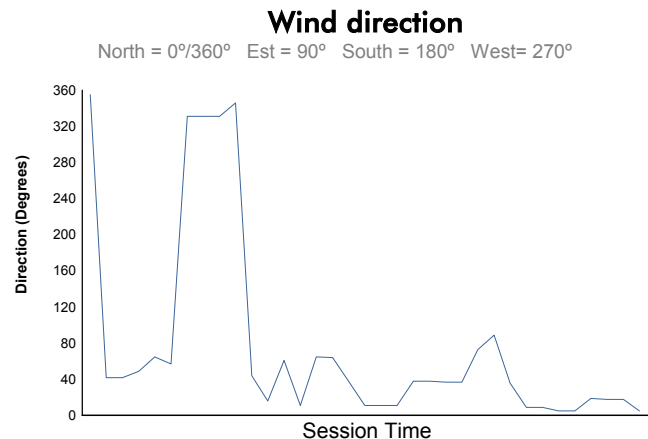
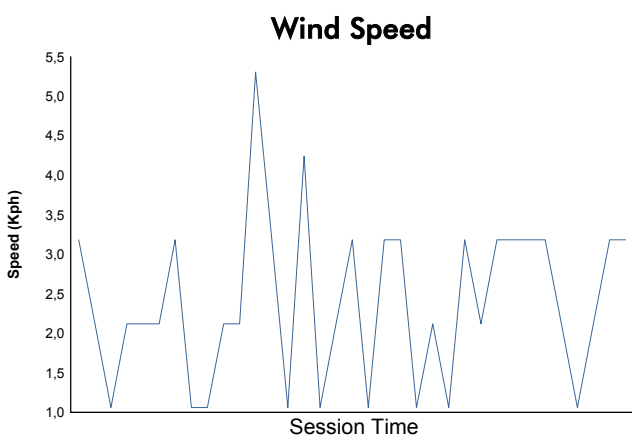
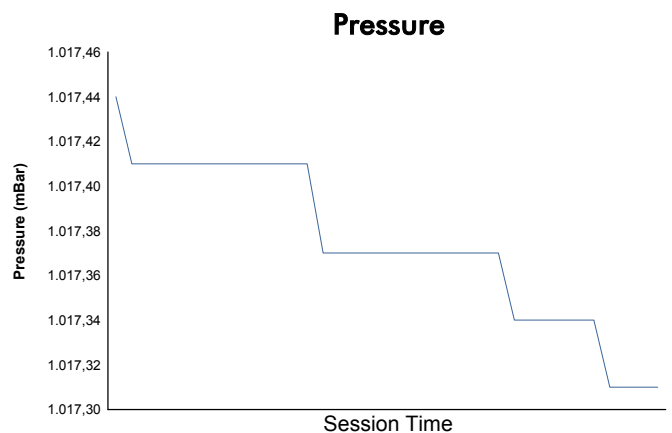
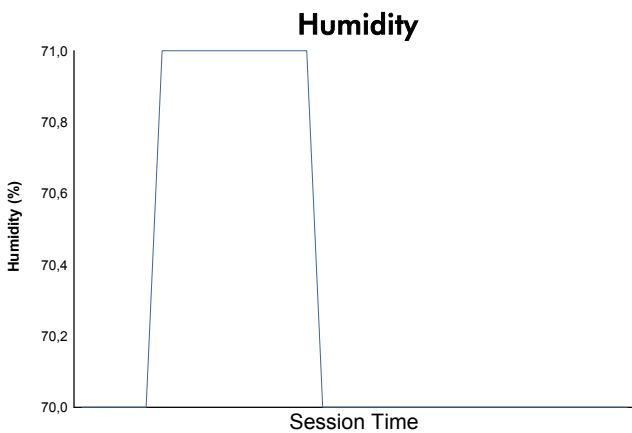
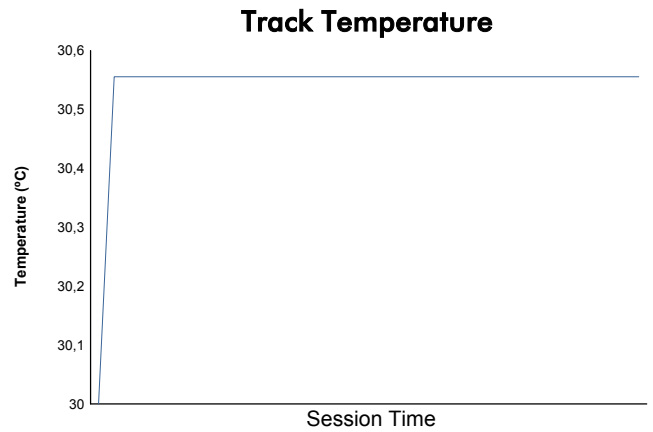
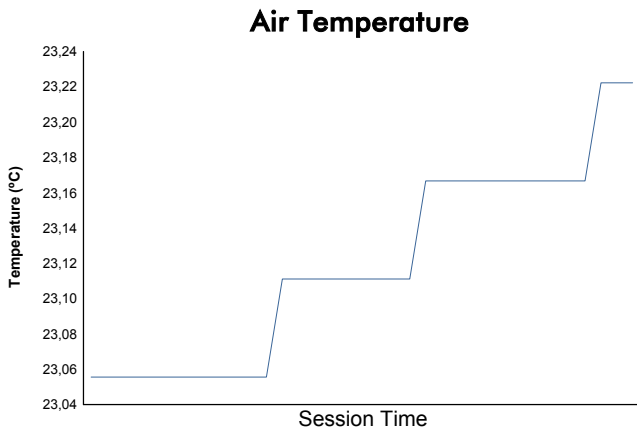
Round 2 - Hong Kong ePrix

FIA Formula E Championship

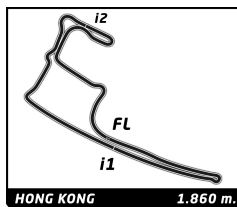
Qualifying 2 Group 4

Weather Report

Official Timekeeper 



Track Status: **DRY**



FIA Formula E Championship

Round 2 - Hong Kong ePrix

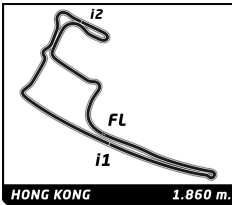
Qualifying 2 Groups

Classification

Official Timekeeper

Nr.	Driver	NAT	Team	Time	Gap	Session
1	20 Mitch Evans	NZL	Panasonic Jaguar Racing	1:02.577		Qualifying 2 Group 2
2	66 Daniel Abt	DEU	Audi Sport ABT Schaeffler	1:02.703	0.126	0.126 Qualifying 2 Group 4
3	4 Edoardo Mortara	CHE	Venturi Formula E Team	1:02.870	0.293	0.167 Qualifying 2 Group 3
4	19 Felix Rosenqvist	SWE	Mahindra Racing	1:02.878	0.301	0.008 Qualifying 2 Group 2
5	2 Sam Bird	GBR	DS Virgin Racing	1:02.897	0.320	0.019 Qualifying 2 Group 4
6	36 Alex Lynn	GBR	DS Virgin Racing	1:02.929	0.352	0.032 Qualifying 2 Group 3
7	28 Antonio Felix da Costa	PRT	Andretti Formula E	1:02.979	0.402	0.050 Qualifying 2 Group 3
8	25 Jean-Eric Vergne	FRA	TECHEETAH	1:02.982	0.405	0.003 Qualifying 2 Group 4
9	16 Oliver Turvey	GBR	NIO Formula E Team	1:03.092	0.515	0.110 Qualifying 2 Group 1
10	68 Luca Filippi	ITA	NIO Formula E Team	1:03.210	0.633	0.118 Qualifying 2 Group 3
11	23 Nick Heidfeld	DEU	Mahindra Racing	1:03.276	0.699	0.066 Qualifying 2 Group 4
12	3 Nelson Piquet	BRA	Panasonic Jaguar Racing	1:03.310	0.733	0.034 Qualifying 2 Group 4
13	1 Lucas Di Grassi	BRA	Audi Sport ABT Schaeffler	1:03.346	0.769	0.036 Qualifying 2 Group 1
14	8 Nicolas Prost	FRA	Renault e.dams	1:03.418	0.841	0.072 Qualifying 2 Group 3
15	5 Maro Engel	DEU	Venturi Formula E Team	1:03.446	0.869	0.028 Qualifying 2 Group 2
16	27 Kamui Kobayashi	MCC	Andretti Formula E	1:03.473	0.896	0.027 Qualifying 2 Group 2
17	18 André Lotterer	DEU	TECHEETAH	1:03.845	1.268	0.372 Qualifying 2 Group 1
18	7 Jérôme d'Ambrosio	BEL	DRAGON	1:03.849	1.272	0.004 Qualifying 2 Group 1
19	6 Neel Jani	CHE	DRAGON	1:04.612	2.035	0.763 Qualifying 2 Group 1
20	9 Sébastien Buemi	CHE	Renault e.dams	1:05.346	2.769	0.734 Qualifying 2 Group 2

Race Director:	Timekeeper:
-----------------------	--------------------



FIA Formula E Championship

Round 2 - Hong Kong ePrix

Super Pole 2

Amended

Classification

Official Timekeeper 

Nr.	Driver	Nat	Team	Car	Time	Lap	Total	Gap	Kph
1	19 Felix Rosenqvist	SWE	Mahindra Racing	Mahindra M4Electro	1:02.836	2	2	-	- 106.6
2	4 Edoardo Mortara	CHE	Venturi Formula E Team	Venturi VM200-FE-03	1:03.108	2	2	+0.272	+0.272 106.1
3	2 Sam Bird	GBR	DS Virgin Racing	DS Virgin DSV-03	1:03.109	2	2	+0.273	+0.001 106.1
4	66 Daniel Abt	DEU	Audi Sport ABT Schaeffler	Audi e-tron FE04	1:03.715	2	2	+0.879	+0.606 105.1

Not classified:

20	Mitch Evans	NZL	Panasonic Jaguar Racing	Jaguar I-Type II		2			
----	-------------	-----	-------------------------	------------------	--	---	--	--	--

Fastest Lap	Lap	Driver	Time	Kph
	Lap 2	Felix Rosenqvist	1:02.836	106.6

Car 20 - Loss of the Super Pole time - Maximum total power going out of the RESS exceeded 200kw - Stewards' Document No. 17

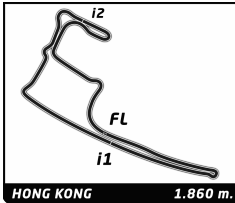
Published at:

Track Status: **DRY**

Race Director:	Timekeeper:
-----------------------	--------------------



FIA FORMULA E
CHAMPIONSHIP
2017-18



FIA Formula E Championship

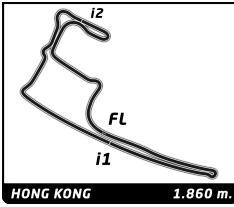
Round 2 - Hong Kong ePrix

Super Pole 2

Best Sector Times

Official Timekeeper TAG Heuer

SECTOR 1			SECTOR 2		SECTOR 3		Pos	Driver	Ideal Lap	Best Lap	
Pos	Driver	Time	Driver	Time	Driver	Time					
1	66 D.Abt	17.716	20 M.Evans	20.800	4 E.Mortara	24.090	1	19 F.Rosenqvist	1:02.836	1:02.836	(1)
2	19 F.Rosenqvist	17.742	19 F.Rosenqvist	20.817	2 S.Bird	24.164	2	20 M.Evans	1:02.890	1:02.890	(2)
3	20 M.Evans	17.895	4 E.Mortara	21.002	20 M.Evans	24.195	3	4 E.Mortara	1:03.108	1:03.108	(3)
4	2 S.Bird	17.929	2 S.Bird	21.016	19 F.Rosenqvist	24.277	4	2 S.Bird	1:03.109	1:03.109	(4)
5	4 E.Mortara	18.016	66 D.Abt	21.287	66 D.Abt	24.712	5	66 D.Abt	1:03.715	1:03.715	(5)



FIA Formula E Championship

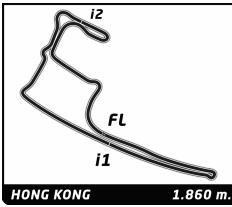
Round 2 - Hong Kong ePrix

Super Pole 2

Fastest Lap Sequence

Official Timekeeper TAG Heuer

Practice Time	Driver	Team	Car	Time	Kph	Lap
2:25.757	2 Sam Bird	DS Virgin Racing	DS Virgin DSV-03	1:03.109	106.1	2
4:22.166	19 Felix Rosenqvist	Mahindra Racing	Mahindra M4Electro	1:02.836	106.6	2



FIA Formula E Championship

Round 2 - Hong Kong ePrix

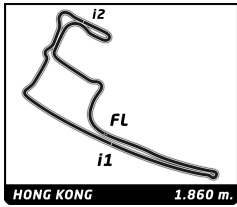
Super Pole 2

Analysis

Official Timekeeper

■ 200KW ■ Personal Best ■ Session Best B Crossing the finish line in pit lane

Lap	Time	Sector 1	Sector 2	Sector 3	Kph	Elapsed	Lap	Time	Sector 1	Sector 2	Sector 3	Kph	Elapsed
2	Sam Bird					GBR							
DS Virgin Racing						DS Virgin DSV-03							
1	B	1:22.648	■ 29.638	25.017	27.993	81.0	1:22.648						
2	B	1:03.109	■ 17.929	21.016	24.164	106.1	2:25.757						
4	Edoardo Mortara					CHE							
Venturi Formula E Team						Venturi VM200-FE-03							
1	B	5:23.692	■ 4:29.069	25.383	29.240	20.7	5:23.692						
2	B	1:03.108	■ 18.016	21.002	24.090	106.1	6:26.800						
19	Felix Rosenqvist					SWE							
Mahindra Racing						Mahindra M4Electro							
1	A	3:19.330	■ 2:30.329	23.954	25.047	33.6	3:19.330						
2	A	1:02.836	■ 17.742	20.817	24.277	106.6	4:22.166						
20	Mitch Evans					NZL							
Panasonic Jaguar Racing						Jaguar I-Type II							
1	B	9:58.048	■ 9:01.654	26.763	29.631	11.2	9:58.048						
2	B	1:02.890	■ 17.895	20.800	24.195	106.5	11:00.938						
66	Daniel Abt					DEU							
Audi Sport ABT Schaeffler						Audi e-tron FE04							
1	B	7:37.338	■ 6:40.528	28.355	28.455	14.6	7:37.338						
2	B	1:03.715	■ 17.716	21.287	24.712	105.1	8:41.053						



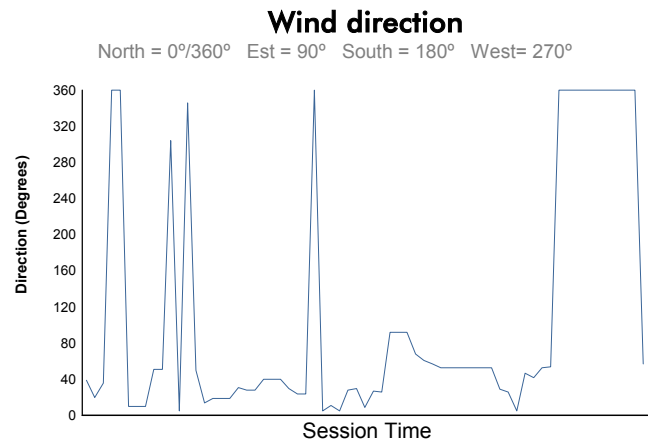
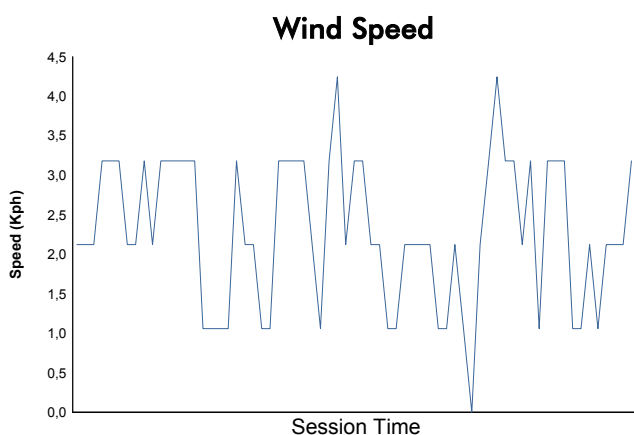
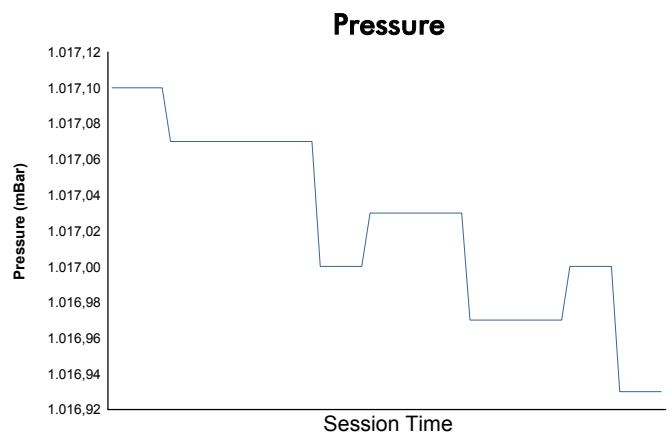
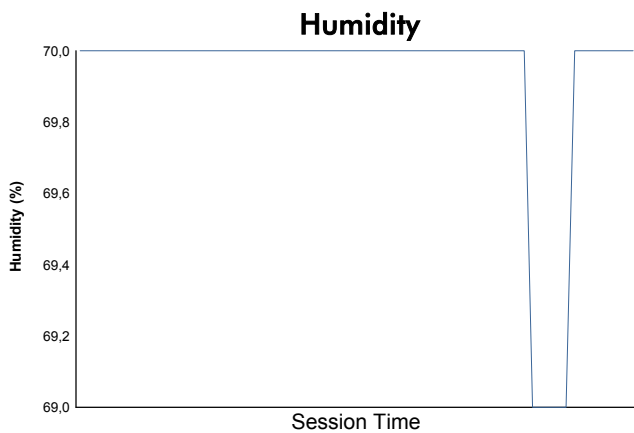
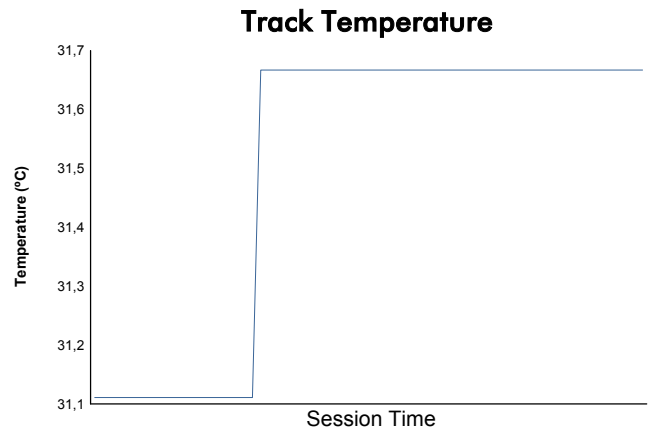
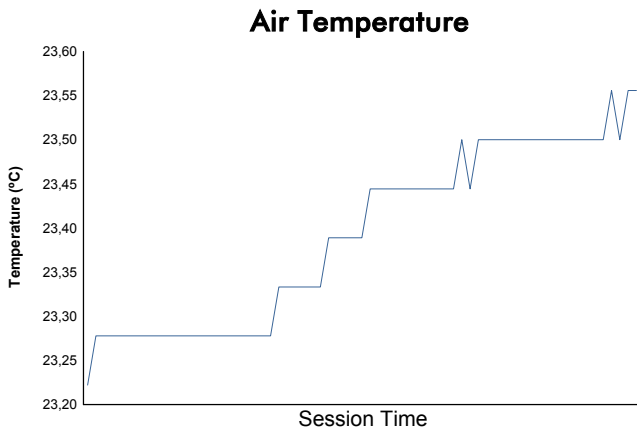
Round 2 - Hong Kong ePrix

FIA Formula E Championship

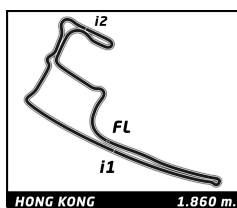
Super Pole 2

Weather Report

Official Timekeeper 



Track Status: **DRY**



FIA Formula E Championship

Round 2 - Hong Kong ePrix

Qualifying 2

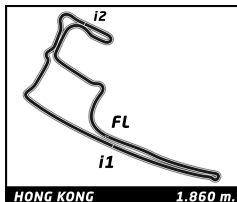
Final Classification

Official Timekeeper 

Nr.	Driver	Nat	Team	Groups	Super Pole	Time	Gap
1	19 Felix Rosenqvist	SWE	Mahindra Racing	1:02.878	1:02.836	1:02.836	
2	4 Edoardo Mortara	CHE	Venturi Formula E Team	1:02.870	1:03.108	1:03.108	0.272 0.272
3	2 Sam Bird	GBR	DS Virgin Racing	1:02.897	1:03.109	1:03.109	0.273 0.001
4	66 Daniel Abt	DEU	Audi Sport ABT Schaeffler	1:02.703	1:03.715	1:03.715	0.879 0.606
5	20 Mitch Evans	NZL	Panasonic Jaguar Racing	1:02.577			
6	36 Alex Lynn	GBR	DS Virgin Racing	1:02.929		1:02.929	
7	28 Antonio Felix da Costa	PRT	Andretti Formula E	1:02.979		1:02.979	0.050 0.050
8	25 Jean-Eric Vergne	FRA	TECHEETAH	1:02.982		1:02.982	0.053 0.003
9	16 Oliver Turvey	GBR	NIO Formula E Team	1:03.092		1:03.092	0.163 0.110
10	68 Luca Filippi	ITA	NIO Formula E Team	1:03.210		1:03.210	0.281 0.118
11	23 Nick Heidfeld	DEU	Mahindra Racing	1:03.276		1:03.276	0.347 0.066
12	3 Nelson Piquet	BRA	Panasonic Jaguar Racing	1:03.310		1:03.310	0.381 0.034
13	1 Lucas Di Grassi	BRA	Audi Sport ABT Schaeffler	1:03.346		1:03.346	0.417 0.036
14	8 Nicolas Prost	FRA	Renault e.dams	1:03.418		1:03.418	0.489 0.072
15	5 Maro Engel	DEU	Venturi Formula E Team	1:03.446		1:03.446	0.517 0.028
16	27 Kamui Kobayashi	MCC	Andretti Formula E	1:03.473		1:03.473	0.544 0.027
17	18 André Lotterer	DEU	TECHEETAH	1:03.845		1:03.845	0.916 0.372
18	7 Jérôme d'Ambrosio	BEL	DRAGON	1:03.849		1:03.849	0.920 0.004
19	6 Neel Jani	CHE	DRAGON	1:04.612		1:04.612	1.683 0.763
20	9 Sébastien Buemi	CHE	Renault e.dams	1:05.346		1:05.346	2.417 0.734

Car 20 - Loss of the Super Pole time - Maximum total power going out of the RESS exceeded 200kw - Stewards' Document No. 17

Stewards:	Timekeeper:
-----------	-------------



FIA Formula E Championship

Round 2 - Hong Kong ePrix

Race 2 (45 laps, 83,7 km.)

Starting Grid

Official Timekeeper 

1:05.346	Sébastien Buemi	Renault e.dams	9				
				- 10 -	6	DRAGON	1:04.612 Neel Jani
1:03.849	Jérôme d'Ambrosio	DRAGON	7				
				- 9 -	18	TECHEETAH	1:03.845 André Lotterer
1:03.473	Kamui Kobayashi	Andretti Formula E	27				
				- 8 -	5	Venturi Formula E Team	1:03.446 Maro Engel
1:03.418	Nicolas Prost	Renault e.dams	8				
				- 7 -	2	DS Virgin Racing	1:03.109 Sam Bird
1:03.346	Lucas Di Grassi	Audi Sport ABT Schaeffler	1				
				- 6 -	3	Panasonic Jaguar Racing	1:03.310 Nelson Piquet
1:03.276	Nick Heidfeld	Mahindra Racing	23				
				- 5 -	68	NIO Formula E Team	1:03.210 Luca Filippi
1:03.092	Oliver Turvey	NIO Formula E Team	16				
				- 4 -	25	TECHEETAH	1:02.982 Jean-Eric Vergne
1:02.979	Antonio Felix da Costa	Andretti Formula E	28				
				- 3 -	36	DS Virgin Racing	1:02.929 Alex Lynn
	Mitch Evans	Panasonic Jaguar Racing	20				
				- 2 -	66	Audi Sport ABT Schaeffler	1:03.715 Daniel Abt
1:03.108	Edoardo Mortara	Venturi Formula E Team	4				
				- 1 -	19	Mahindra Racing	1:02.836 Felix Rosenqvist

Pole

Car 2 - Drop of 10 Grid Positions - Dangerous driving in the Pit lane - Stewards' Document No. 50 (R01 Hong Kong ePrix)

Stewards:

Timekeeper:



Doc No.

Date:

Time:

FIA FORMULA E CHAMPIONSHIP

Round 2 - Hong Kong ePrix - Race 2 (45 laps, 83,7 km.)

PROVISIONAL - REVISED CLASSIFICATION

Official Timekeeper: TAG Heuer

POS	PTS	NO	DRIVERS	NAT	TEAM	VEHICLE	LAPS	TIME	GAP	KPH	Best	Lap
1	(29)	19	F. ROSENQVIST	SWE	Mahindra Racing	Mahindra M4Electro	45	50:05.084	-	100.3	1:04.299	28
2	(18)	4	E. MORTARA	CHE	Venturi Formula E Team	Venturi VM200-FE-03	45	50:12.115	+7.031	100.0	1:04.309	41
3	(15)	20	M. EVANS	NZL	Panasonic Jaguar Racing	Jaguar I-Type II	45	50:15.703	+10.619	99.9	1:04.863	35
4	(12)	25	J. VERGNE	FRA	TECHEETAH	Renault Z.E. 17	45	50:17.677	+12.593	99.9	1:04.606	28
5	(10)	2	S. BIRD	GBR	DS Virgin Racing	DS Virgin DSV-03	45	50:17.963	+12.879	99.8	1:04.758	32
6	(8)	16	O. TURVEY	GBR	NIO Formula E Team	NextEV NIO Sport 003	45	50:19.283	+14.199	99.8	1:04.727	32
7	(6)	5	M. ENGEL	DEU	Venturi Formula E Team	Venturi VM200-FE-03	45	50:20.760	+15.676	99.7	1:04.884	29
8	(4)	8	N. PROST	FRA	Renault e.dams	Renault Z.E. 17	45	50:23.989	+18.905	99.6	1:04.935	42
9	(2)	36	A. LYNN	GBR	DS Virgin Racing	DS Virgin DSV-03	45	50:24.109	+19.025	99.6	1:04.489	31
10	(1)	9	S. BUEMI	CHE	Renault e.dams	Renault Z.E. 17	45	50:27.223	+22.139	99.5	1:04.766	10
11		28	A. DA COSTA	PRT	Andretti Formula E	Andretti ATEC-03	45	50:28.443	+23.359	99.5	1:04.314	37
12		3	N. PIQUET	BRA	Panasonic Jaguar Racing	Jaguar I-Type II	45	50:32.988	+27.904	99.3	1:04.088	41
13		18	A. LOTTERER	DEU	TECHEETAH	Renault Z.E. 17	45	50:33.675	+28.591	99.3	1:04.748	34
14		1	L. DI GRASSI	BRA	Audi Sport ABT Schaeffler	Audi e-tron FE04	45	50:44.221	+39.137	99.0	1:03.928	27
15		7	J. D'AMBROSIO	BEL	DRAGON	PENSKE EV-2	45	51:00.273	+55.189	98.5	1:05.290	30
16		23	N. HEIDFELD	DEU	Mahindra Racing	Mahindra M4Electro	44	50:01.246	1 Lap	98.2	1:04.198	34
17		27	K. KOBAYASHI	MCO	Andretti Formula E	Andretti ATEC-04	44	50:06.518	1 Lap	98.0	1:04.099	35
18		6	N. JANI	CHE	DRAGON	PENSKE EV-2	44	50:10.563	1 Lap	97.9	1:05.655	6

NOT CLASSIFIED

68			L. FILIPPI	ITA	NIO Formula E Team	NextEV NIO Sport 003	36	46:07.377			1:04.409	31
----	--	--	-------------------	-----	--------------------	----------------------	----	-----------	--	--	----------	----

DISQUALIFIED

* 66			D. ABT	DEU	Audi Sport ABT Schaeffler	Audi e-tron FE04	45	49:59.808			1:04.501	35
------	--	--	---------------	-----	---------------------------	------------------	----	-----------	--	--	----------	----

POLE POSITION

19			F. Rosenqvist	SWE	Mahindra Racing	Mahindra M4Electro		1:02.836			106.6 Kph	
----	--	--	----------------------	-----	-----------------	--------------------	--	----------	--	--	-----------	--

FASTEST LAP

1			L. DI GRASSI	BRA	Audi Sport ABT Schaeffler	Audi e-tron FE04		1:03.928 on Lap 27			104.7 Kph	
---	--	--	---------------------	-----	---------------------------	------------------	--	--------------------	--	--	-----------	--

Car 66 - Disqualified - Technical Infringement - Stewards' Document No. 30

* Subject to an appeal to the FIA International Court of Appeal by Audi Sport ABT Schaeffler against the Stewards' Decision to disqualify Car no. 66

Stewards

Timekeeper

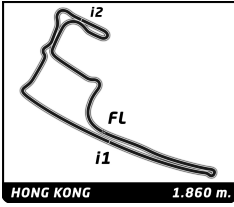
Series Partners:



No part of these results/data may be reproduced, stored in a retrieval system or transmitted in any form or by any means electronic, mechanical, photocopying, recording, broadcasting or otherwise without prior permission of the copyright holder except for reproduction in local/national/international daily press and regular printed publications on sale to the public within 90 days of the event to which the results/data relate and provided that the copyright symbol appears together with the name of the copyright holder.

The FÉDÉRATION INTERNATIONALE DE L'AUTOMOBILE logo, FÉDÉRATION INTERNATIONALE DE L'AUTOMOBILE, FIA logo, FIA, FIA FORMULA-E CHAMPIONSHIP, FIA FORMULA-E CHAMPIONSHIP logo and related marks are protected trademarks of the Fédération Internationale de l'Automobile (FIA), Chemin de Blandonnet 2, 1214 Vernier, Switzerland.

©2017, Fédération Internationale de l'Automobile (FIA)



FIA Formula E Championship

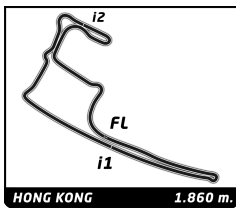
Round 2 - Hong Kong ePrix

Race 2

Lap Chart

Official Timekeeper TAG Heuer

		LAP																																	
Nr	Pos	Grid	1	2	3	4	5	6	7	8	9	10	11	12	13	14	15	16	17	18	19	20	21	22	23	24	25	26	27	28	29	30	31	32	
19	1	19	4	4	4	4	4	4	4	4	4	4	4	4	4	4	4	4	4	4	4	4	4	4	4	4	4	4	4	4	4	4	4	4	4
4	2	4	66	66	66	66	66	66	66	66	66	66	66	66	66	66	66	66	66	66	66	66	66	66	66	66	66	66	66	66	66	66	66	66	66
66	3	66	20	20	20	20	20	20	20	20	20	20	20	20	20	20	20	20	20	20	20	20	20	20	20	20	20	20	20	20	20	20	20	20	20
20	4	20	36	36	36	36	36	36	36	36	36	36	36	36	36	36	36	36	36	36	36	36	36	36	36	36	36	36	36	36	36	36	36	36	36
36	5	36	28	28	28	28	28	28	28	28	28	28	28	28	28	28	28	28	28	28	28	28	28	28	28	28	28	28	28	28	28	28	28	28	28
28	6	28	25	25	25	25	25	25	25	25	25	25	25	25	25	25	25	25	25	25	25	25	25	25	25	25	25	25	25	25	25	25	25	25	25
25	7	25	16	16	16	16	16	16	16	16	16	16	16	16	16	16	16	16	16	16	16	16	16	16	16	16	16	16	16	16	16	16	16	16	16
16	8	16	3	3	3	3	3	3	3	3	3	3	3	3	3	3	3	3	3	3	3	3	3	3	3	3	3	3	3	3	3	3	3	3	3
68	9	68	8	2	2	2	2	2	2	2	2	2	2	2	2	2	2	2	2	2	2	2	2	2	2	2	2	2	2	2	2	2	2	2	2
23	10	23	2	8	8	8	8	8	8	8	8	8	8	8	8	8	8	8	8	8	8	8	8	8	8	8	8	8	8	8	8	8	8	8	8
3	11	3	19	19	19	19	19	19	19	19	19	19	19	19	19	19	19	19	19	19	19	19	19	19	19	19	19	19	19	19	19	19	19	19	19
1	12	1	1	1	1	1	1	1	1	1	1	1	1	1	1	1	1	1	1	1	1	1	1	1	1	1	1	1	1	1	1	1	1	1	1
2	13	2	5	5	5	5	5	5	5	5	5	5	5	5	5	5	5	5	5	5	5	5	5	5	5	5	5	5	5	5	5	5	5	5	5
8	14	8	23	23	27	27	27	18	18	18	18	18	3	3	3	3	3	3	3	3	3	3	3	3	3	3	3	3	3	3	3	3	3	3	3
5	15	5	27	27	23	18	18	27	9	9	9	9	9	9	9	9	9	9	9	9	9	9	9	9	9	9	9	9	9	9	9	9	9	9	9
27	16	27	18	18	18	9	9	9	27	27	27	27	27	27	27	27	27	27	27	27	27	27	27	27	27	27	27	27	27	27	27	27	27	27	27
18	17	18	7	7	7	7	7	7	7	7	7	7	7	7	7	7	7	7	7	7	7	7	7	7	7	7	7	7	7	7	7	7	7	7	7
7	18	7	6	9	7	6	6	6	6	6	6	6	6	6	6	6	6	6	6	6	6	6	6	6	6	6	6	6	6	6	6	6	6	6	6
6	19	6	9	6	6	68	68	68	23	23	23	23	23	23	23	23	23	23	23	23	23	23	23	23	23	23	23	23	23	23	23	23	23	23	23
9	20	9	68	68	68	23	23	23	68	68	68	68	68	68	68	68	68	68	68	68	68	68	68	68	68	68	68	68	68	68	68	68	68	68	68



FIA Formula E Championship

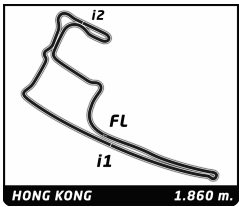
Round 2 - Hong Kong ePrix

Race 2

Lap Chart

Official Timekeeper 

		LAP													
Nr	Pos	33	34	35	36	37	38	39	40	41	42	43	44	45	
19	1	4	4	4	4	4	4	4	4	4	4	66	66	66	
4	2	66	66	66	66	66	66	66	66	66	66	19	19	19	
66	3	19	19	19	19	19	19	19	19	19	19	4	4	4	
20	4	20	20	20	20	20	20	20	20	20	20	20	20	20	
36	5	36	36	36	36	36	36	36	36	36	36	36	36	25	
28	6	25	25	25	25	25	25	25	25	25	25	25	25	2	
25	7	2	2	2	2	2	2	2	2	2	2	2	2	16	
16	8	16	16	16	16	16	16	16	16	16	16	16	16	5	
68	9	5	5	5	5	5	5	5	5	5	5	5	5	8	
23	10	8	8	8	8	8	8	8	8	8	8	8	8	36	
3	11	9	9	9	9	9	9	9	9	9	9	9	9	9	
1	12	18	18	18	18	18	18	18	18	18	18	28	3	28	
2	13	28	28	28	28	28	28	28	28	28	28	18	18	3	
8	14	3	3	3	3	3	3	3	3	3	3	3	28	18	
5	15	7	7	7	1	1	1	1	1	1	1	1	1	1	
27	16	1	1	1	7	7	7	7	7	7	7	7	7	7	
18	17	6	6	6	6	6	6	6	6	23	23	23	23	23	
7	18	23	23	23	23	23	23	23	23	6	6	27	27	27	
6	19	27	27	27	27	27	27	27	27	27	27	6	6	6	
9	20	68	68	68	68										



FIA Formula E Championship

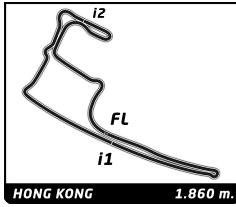
Round 2 - Hong Kong ePrix

Race 2

Best Sector Times

Official Timekeeper 

SECTOR 1			SECTOR 2		SECTOR 3		Pos	Driver	Ideal Lap	Best Lap	
Pos	Driver	Time	Driver	Time	Driver	Time					
1	27 K.Kobayashi	18.073	3 N.Piquet	21.327	1 L.Di Grassi	24.230	1	1 L.Di Grassi	1:03.860	1:03.928	(1)
2	1 L.Di Grassi	18.118	68 L.Filippi	21.439	23 N.Heidfeld	24.254	2	27 K.Kobayashi	1:03.918	1:04.099	(3)
3	66 D.Abt	18.123	27 K.Kobayashi	21.466	19 F.Rosenqvist	24.301	3	23 N.Heidfeld	1:03.952	1:04.198	(4)
4	4 E.Mortara	18.146	1 L.Di Grassi	21.512	28 A.da Costa	24.315	4	3 N.Piquet	1:04.032	1:04.088	(2)
5	23 N.Heidfeld	18.160	23 N.Heidfeld	21.538	9 S.Buemi	24.340	5	19 F.Rosenqvist	1:04.137	1:04.299	(5)
6	18 A.Lotterer	18.173	4 E.Mortara	21.552	25 J.Vergne	24.375	6	4 E.Mortara	1:04.140	1:04.309	(6)
7	19 F.Rosenqvist	18.199	36 A.Lynn	21.570	27 K.Kobayashi	24.379	7	28 A.da Costa	1:04.188	1:04.314	(7)
8	3 N.Piquet	18.263	28 A.da Costa	21.608	2 S.Bird	24.402	8	68 L.Filippi	1:04.253	1:04.409	(8)
9	9 S.Buemi	18.264	19 F.Rosenqvist	21.637	5 M.Engel	24.428	9	66 D.Abt	1:04.346	1:04.501	(10)
10	28 A.da Costa	18.265	18 A.Lotterer	21.690	3 N.Piquet	24.442	10	9 S.Buemi	1:04.396	1:04.766	(15)
11	8 N.Prost	18.314	5 M.Engel	21.720	4 E.Mortara	24.442	11	18 A.Lotterer	1:04.415	1:04.748	(13)
12	68 L.Filippi	18.334	66 D.Abt	21.735	36 A.Lynn	24.458	12	36 A.Lynn	1:04.442	1:04.489	(9)
13	25 J.Vergne	18.366	8 N.Prost	21.751	16 O.Turvey	24.460	13	5 M.Engel	1:04.532	1:04.884	(17)
14	16 O.Turvey	18.382	2 S.Bird	21.754	68 L.Filippi	24.480	14	25 J.Vergne	1:04.570	1:04.606	(11)
15	5 M.Engel	18.384	20 M.Evans	21.786	66 D.Abt	24.488	15	8 N.Prost	1:04.620	1:04.935	(18)
16	20 M.Evans	18.406	9 S.Buemi	21.792	20 M.Evans	24.536	16	2 S.Bird	1:04.636	1:04.758	(14)
17	36 A.Lynn	18.414	16 O.Turvey	21.805	18 A.Lotterer	24.552	17	16 O.Turvey	1:04.647	1:04.727	(12)
18	6 N.Jani	18.472	25 J.Vergne	21.829	8 N.Prost	24.555	18	20 M.Evans	1:04.728	1:04.863	(16)
19	7 J.d'Ambrosio	18.472	7 J.d'Ambrosio	21.844	7 J.d'Ambrosio	24.682	19	7 J.d'Ambrosio	1:04.998	1:05.290	(19)
20	2 S.Bird	18.480	6 N.Jani	21.974	6 N.Jani	24.777	20	6 N.Jani	1:05.223	1:05.655	(20)



FIA Formula E Championship

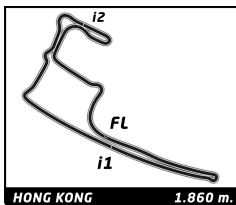
Round 2 - Hong Kong ePrix

Race 2

Fastest Lap Sequence

Official Timekeeper TAG Heuer

Practice Time	Driver	Team	Car	Time	Kph	Lap
2:38.461	4 Edoardo Mortara	Venturi Formula E Team	Venturi VM200-FE-03	1:06.946	100.0	2
3:44.684	4 Edoardo Mortara	Venturi Formula E Team	Venturi VM200-FE-03	1:06.223	101.1	3
3:51.445	8 Nicolas Prost	Renault e.dams	Renault Z.E. 17	1:05.513	102.2	3
3:51.799	2 Sam Bird	DS Virgin Racing	DS Virgin DSV-03	1:05.431	102.3	3
4:50.794	66 Daniel Abt	Audi Sport ABT Schaeffler	Audi e-tron FE04	1:05.430	102.3	4
5:05.359	9 Sébastien Buemi	Renault e.dams	Renault Z.E. 17	1:05.072	102.9	4
6:10.359	9 Sébastien Buemi	Renault e.dams	Renault Z.E. 17	1:05.000	103.0	5
7:57.403	23 Nick Heidfeld	Mahindra Racing	Mahindra M4Electro	1:04.560	103.7	6
9:01.893	23 Nick Heidfeld	Mahindra Racing	Mahindra M4Electro	1:04.490	103.8	7
30:15.972	1 Lucas Di Grassi	Audi Sport ABT Schaeffler	Audi e-tron FE04	1:04.406	104.0	26
30:28.429	23 Nick Heidfeld	Mahindra Racing	Mahindra M4Electro	1:04.325	104.1	26
31:19.900	1 Lucas Di Grassi	Audi Sport ABT Schaeffler	Audi e-tron FE04	1:03.928	104.7	27



FIA Formula E Championship

Round 2 - Hong Kong ePrix

Race 2

Analysis by lap

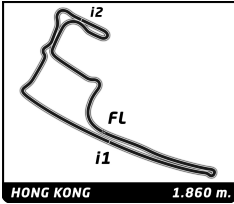
Official Timekeeper TAG Heuer

Lapped

Nr	Lap Time	Gap	Nr	Lap Time	Gap	Nr	Lap Time	Gap	Nr	Lap Time	Gap	Nr	Lap Time	Gap
Lap 1														
19	1:30.784		19	1:05.711	8.579	4	1:05.426		5	1:05.631	12.261	25	1:05.587	7.103
4	1:31.515	0.731	1	1:05.954	9.245	66	1:05.429	0.803	18	1:04.769	14.877	16	1:05.142	8.319
66	1:32.064	1.280	5	1:05.851	9.818	20	1:05.620	2.143	9	1:05.340	16.794	2	1:05.055	10.036
20	1:32.569	1.785	23	1:06.059	10.728	28	1:05.318	3.979	27	1:06.789	17.863	19	1:05.263	10.886
36	1:32.978	2.194	27	1:06.595	11.971	36	1:05.240	4.776	7	1:06.091	18.992	8	1:05.580	12.244
28	1:33.456	2.672	18	1:06.042	13.444	25	1:05.293	5.459	6	1:06.055	19.732	1	1:05.637	12.668
25	1:33.983	3.199	7	1:06.563	15.281	16	1:05.578	6.512	23	1:05.368	56.014	5	1:05.501	14.029
16	1:34.512	3.728	9	1:05.942	15.603	3	1:05.472	6.931	Lap 9					
68	1:35.088	4.304	6	1:07.054	16.449	2	1:05.359	7.357	4	1:05.258		27	1:05.850	20.400
23	1:35.506	4.722	68	1:08.241	25.040	8	1:05.213	8.231	66	1:05.785	1.306	7	1:05.683	21.541
Lap 4														
3	1:36.244	5.460							20	1:05.673	2.815	6	1:06.079	23.183
1	1:36.609	5.825							28	1:05.472	4.212	23	1:05.121	55.444
2	1:36.954	6.170							36	1:05.493	5.103	Lap 12		
8	1:37.603	6.819							25	1:05.319	5.823	4	1:05.186	
5	1:38.233	7.449							16	1:05.467	7.442	66	1:05.097	1.629
27	1:39.056	8.272							3	1:05.620	8.621	20	1:05.564	4.535
18	1:40.060	9.276							2	1:06.146	9.588	28	1:05.434	5.934
7	1:40.541	9.757							19	1:06.047	10.171	36	1:05.623	6.837
6	1:41.303	10.519							8	1:06.132	11.191	25	1:05.687	7.604
9	1:41.680	10.896							1	1:06.306	11.864	16	1:05.381	8.514
Lap 2														
4	1:06.946								5	1:05.683	12.686	19	1:04.803	10.503
66	1:07.022	0.625							18	1:04.799	14.418	2	1:06.279	11.129
20	1:07.277	1.385							9	1:05.143	16.679	8	1:05.493	12.551
36	1:07.404	1.921							27	1:06.058	18.663	1	1:05.639	13.121
28	1:07.634	2.629							7	1:05.897	19.631	5	1:05.478	14.321
25	1:07.775	3.297							6	1:06.310	20.784	18	1:05.122	15.257
16	1:08.221	4.272							23	1:04.684	55.440	3	1:05.078	16.527
3	1:07.585	5.368							Lap 10					
8	1:08.329	7.471							4	1:04.988		9	1:05.165	17.013
2	1:09.414	7.907							66	1:05.057	1.375	27	1:06.207	21.421
19	1:16.768	9.091							20	1:05.815	3.642	7	1:05.817	22.172
1	1:11.366	9.514							28	1:05.696	4.920	6	1:05.840	23.837
5	1:10.418	10.190							36	1:05.327	5.442	23	1:05.699	55.957
23	1:13.847	10.892							25	1:05.470	6.305	Lap 13		
27	1:11.004	11.599							16	1:05.512	7.966	4	1:05.027	
18	1:12.026	13.625							3	1:05.448	9.081	66	1:04.972	1.574
7	1:12.861	14.941							2	1:05.170	9.770	20	1:05.504	5.012
6	1:12.776	15.618							19	1:05.229	10.412	28	1:05.543	6.450
9	1:12.665	15.884							8	1:05.250	11.453	36	1:05.377	7.187
68	1:26.395	23.022							1	1:04.944	11.820	25	1:05.457	8.034
Lap 3														
4	1:06.223								5	1:05.619	13.317	16	1:05.655	9.142
66	1:06.278	0.680							18	1:05.690	15.120	19	1:04.689	10.165
20	1:06.457	1.619							9	1:04.766	16.457	68	5:46.443	5 Laps
36	1:06.590	2.288							27	1:05.664	19.339	2	1:05.067	11.169
28	1:06.556	2.962							7	1:06.004	20.647	8	1:05.251	12.775
25	1:06.714	3.788							6	1:06.097	21.893	1	1:05.145	13.239
16	1:06.449	4.498							23	1:04.660	55.112	5	1:05.234	14.528
3	1:06.329	5.474							Lap 11					
8	1:05.513	6.761							4	1:04.789		18	1:05.459	15.689
2	1:05.431	7.115							66	1:05.132	1.718	3	1:05.133	16.633
Lap 5														
4	1:05.259								20	1:05.304	4.157	9	1:05.228	17.214
66	1:05.402	0.800							28	1:05.555	5.686	27	1:06.137	23.282
20	1:05.360	1.949							36	1:05.747	6.400	6	1:06.128	24.938
28	1:05.567	4.087												
36	1:05.643	4.962												
25	1:05.699	5.592												
16	1:05.589	6.360												
3	1:05.401	6.885												
2	1:05.286	7.424												
8	1:05.432	8.444												
19	1:05.592	9.024												
1	1:05.601	9.661												
5	1:05.838	11.069												
27	1:06.945	14.043												
18	1:06.315	14.682												
9	1:05.000	14.963												
7	1:06.136	17.271												
6	1:06.209	18.157												
16	1:06.449	31.510												
23	1:50.213	57.447												
Lap 6														
4	1:05.518													
66	1:05.257	0.779												
20	1:05.266	2.400												
28	1:05.042	3.998												
36	1:05.256	4.868												
25	1:05.324	5.762												
16	1:05.364	7.233												
3	1:05.035	8.259												
2	1:04.992	8.700												
19	1:04.813	9.382												
8	1:04.950	10.317												
1	1:05.014	10.816												



FIA FORMULA E CHAMPIONSHIP 2017-18



FIA Formula E Championship Round 2 - Hong Kong ePrix Race 2

Analysis by lap

Official Timekeeper TAG Heuer

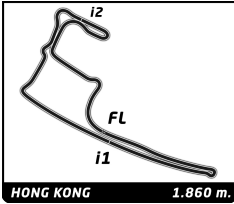
Lapped

Table with columns: Nr, Lap Time, Gap. Rows are grouped by lap (14-26). Driver 68 is highlighted in blue.

Global Partner

Official Partners





FIA Formula E Championship

Round 2 - Hong Kong ePrix

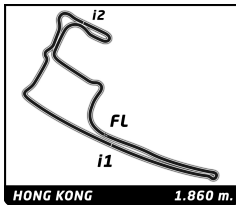
Race 2

Analysis by lap

Official Timekeeper TAG Heuer

Lapped

Nr	Lap Time	Gap	Nr	Lap Time	Gap	Nr	Lap Time	Gap	Nr	Lap Time	Gap	Nr	Lap Time	Gap
3	1:05.473	28.632	19	1:04.435	11.226	68	1:04.658	5 Laps	36	1:05.032	15.200	7	1:06.572	49.524
28	1:04.935	31.670	20	1:05.303	14.319	7	1:05.514	44.705	25	1:05.142	17.462	6	1:05.715	57.740
68	1:05.811	5 Laps	36	1:04.740	15.885	1	1:04.565	50.598	2	1:05.328	18.031	Lap 37		
7	1:05.977	42.525	25	1:04.915	16.817	6	1:05.863	53.677	16	1:05.230	19.975	4	1:05.263	
6	1:06.208	48.357	2	1:04.879	17.896	Lap 32			5	1:05.154	21.995	23	1:05.614	1 Lap
1	1:04.406	54.576	16	1:05.040	19.900	4	1:05.235		8	1:05.020	22.681	66	1:04.915	2.168
Lap 27			5	1:04.884	21.040	23	1:05.349	1 Lap	9	1:05.101	23.921	19	1:04.901	7.592
4	1:05.200		8	1:04.985	21.743	66	1:04.944	3.366	18	1:04.748	25.257	27	1:04.618	1 Lap
23	1:04.325	1 Lap	9	1:05.061	22.958	19	1:04.472	9.450	28	1:04.601	30.092	20	1:05.055	13.951
66	1:05.045	3.503	18	1:05.294	23.897	27	1:08.074	1 Lap	3	1:04.574	31.187	36	1:05.273	14.693
27	1:06.632	1 Lap	3	1:05.301	29.971	20	1:05.045	14.300	68	1:04.414	5 Laps	25	1:05.077	17.165
19	1:04.470	12.541	28	1:04.863	31.616	36	1:04.926	14.930	7	1:06.031	47.148	2	1:05.115	17.663
20	1:04.948	14.044	68	1:04.848	5 Laps	25	1:05.247	16.802	1	1:04.414	48.752	16	1:05.074	19.829
36	1:05.037	16.513	7	1:05.552	43.773	2	1:04.758	17.292	6	1:05.711	56.558	5	1:05.204	22.277
25	1:05.041	17.345	6	1:05.770	51.248	16	1:04.727	19.257	Lap 35			8	1:05.272	23.086
2	1:05.096	18.203	1	1:04.364	51.593	5	1:05.298	21.452	4	1:04.930		9	1:05.132	23.968
16	1:04.958	19.892	Lap 30			8	1:05.534	22.479	23	1:04.198	1 Lap	18	1:05.004	24.737
5	1:04.992	21.022	4	1:04.886		9	1:05.124	23.492	66	1:04.501	2.844	28	1:04.314	28.104
8	1:05.015	21.702	23	1:05.138	1 Lap	18	1:04.946	25.251	19	1:04.619	8.642	3	1:04.797	30.141
9	1:05.005	22.788	66	1:05.160	3.551	3	1:04.900	30.139	27	1:05.535	1 Lap	68	1:04.756	5 Laps
18	1:05.098	23.503	27	1:05.808	1 Lap	28	1:04.677	30.597	20	1:04.863	14.498	1	1:04.686	47.564
3	1:05.559	28.991	19	1:04.443	10.783	68	1:04.622	5 Laps	36	1:04.788	15.058	7	1:05.483	49.744
28	1:05.129	31.599	20	1:04.879	14.312	7	1:05.839	45.309	25	1:05.003	17.535	6	1:05.852	58.329
68	1:05.048	5 Laps	36	1:04.737	15.736	1	1:04.365	49.728	2	1:05.003	18.104	Lap 38		
7	1:05.635	42.960	25	1:05.049	16.980	6	1:06.141	54.583	16	1:05.189	20.234	4	1:04.890	
6	1:06.224	49.381	2	1:04.864	17.874	Lap 33			5	1:05.148	22.213	66	1:04.825	2.103
1	1:03.928	53.304	16	1:04.829	19.843	4	1:04.875		8	1:05.412	23.163	23	1:07.169	1 Lap
Lap 28			5	1:05.031	21.185	23	1:04.717	1 Lap	9	1:05.244	24.235	19	1:04.751	7.453
4	1:05.148		8	1:05.271	22.128	66	1:05.027	3.518	18	1:04.936	25.263	27	1:05.439	1 Lap
23	1:04.430	1 Lap	9	1:05.309	23.381	19	1:04.618	9.193	28	1:04.647	29.809	20	1:05.221	14.282
66	1:04.964	3.319	18	1:05.960	24.971	27	1:05.673	1 Lap	3	1:04.773	31.030	36	1:05.212	15.015
27	1:05.720	1 Lap	3	1:05.392	30.477	20	1:05.091	14.516	68	1:04.551	5 Laps	25	1:05.363	17.638
19	1:04.299	11.692	28	1:04.509	31.239	36	1:05.043	15.098	7	1:06.027	48.245	2	1:05.253	18.026
20	1:05.021	13.917	68	1:04.904	5 Laps	25	1:05.323	17.250	1	1:04.733	48.555	16	1:05.224	20.163
36	1:04.681	16.046	7	1:05.290	44.177	2	1:05.216	17.633	6	1:05.690	57.318	5	1:05.077	22.464
25	1:04.606	16.803	1	1:04.312	51.019	16	1:05.293	19.675	Lap 36			8	1:05.192	23.388
2	1:04.863	17.918	6	1:06.438	52.800	5	1:05.194	21.771	4	1:05.293		9	1:05.229	24.307
16	1:05.017	19.761	Lap 31			8	1:04.987	22.591	23	1:05.604	1 Lap	18	1:05.225	25.072
5	1:05.183	21.057	4	1:04.986		9	1:05.133	23.750	66	1:04.965	2.516	28	1:04.566	27.780
8	1:05.105	21.659	23	1:04.695	1 Lap	18	1:05.063	25.439	19	1:04.605	7.954	3	1:04.559	29.810
9	1:05.158	22.798	66	1:05.092	3.657	28	1:04.699	30.421	27	1:04.099	1 Lap	68	1:04.751	5 Laps
18	1:05.149	23.504	27	1:05.410	1 Lap	3	1:06.279	31.543	20	1:04.954	14.159	1	1:04.682	47.356
3	1:05.728	29.571	19	1:04.416	10.213	68	1:04.484	5 Laps	36	1:04.918	14.683	7	1:05.879	50.733
28	1:05.203	31.654	20	1:05.164	14.490	7	1:05.613	46.047	25	1:05.109	17.351	6	1:06.461	59.900
68	1:04.754	5 Laps	36	1:04.489	15.239	1	1:04.415	49.268	2	1:05.000	17.811	Lap 39		
7	1:05.310	43.122	25	1:04.796	16.790	6	1:06.069	55.777	16	1:05.077	20.018	4	1:04.847	
6	1:06.146	50.379	2	1:04.881	17.769	Lap 34			5	1:05.416	22.336	66	1:04.569	1.825
1	1:03.974	52.130	16	1:04.908	19.765	4	1:04.930		8	1:05.207	23.077	23	1:05.384	1 Lap
Lap 29			5	1:05.190	21.389	23	1:05.660	1 Lap	9	1:05.157	24.099	19	1:04.818	7.424
4	1:04.901		8	1:05.038	22.180	66	1:04.685	3.273	18	1:05.026	24.996	27	1:04.826	1 Lap
23	1:04.431	1 Lap	9	1:05.208	23.603	19	1:04.690	8.953	28	1:04.537	29.053	20	1:05.144	14.579
66	1:04.859	3.277	18	1:05.555	25.540	27	1:05.557	1 Lap	3	1:04.870	30.607	36	1:05.223	15.391
27	1:05.906	1 Lap	3	1:04.983	30.474	20	1:04.979	14.565	68	1:04.409	5 Laps	25	1:05.215	18.006
			28	1:04.902	31.155				1	1:04.879	48.141			



FIA Formula E Championship

Round 2 - Hong Kong ePrix

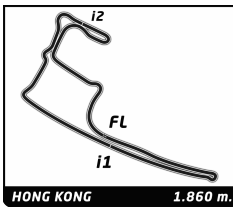
Race 2

Analysis by lap

Official Timekeeper 

 Lapped

Nr	Lap Time	Gap	Nr	Lap Time	Gap	Nr	Lap Time	Gap	Nr	Lap Time	Gap	Nr	Lap Time	Gap			
2	1:05.314	18.493	Lap 42			8	1:05.803	22.601									
16	1:05.173	20.489	4	1:04.421		9	1:07.034	26.590									
5	1:04.914	22.531	66	1:05.083	3.198	3	1:06.574	27.556									
8	1:04.966	23.507	23	1:05.821	1 Lap	18	1:07.914	28.663									
9	1:05.141	24.601	6	1:12.396	1 Lap	28	1:08.993	28.898									
18	1:05.058	25.283	19	1:04.988	8.318	1	1:05.306	44.504									
28	1:04.320	27.253	27	1:04.229	1 Lap	7	1:07.764	57.676									
3	1:04.763	29.726	20	1:05.442	16.876	Lap 45											
68	1:05.008	5 Laps	20	1:05.442	16.876	66	1:05.824										
1	1:04.602	47.111	36	1:05.378	17.492	23	1:05.176	1 Lap									
7	1:06.297	52.183	25	1:04.985	20.003	19	1:06.027	5.276									
6	1:06.771	1:01.824	2	1:04.948	20.492	27	1:05.479	1 Lap									
Lap 40			16	1:05.201	22.464	6	1:08.154	1 Lap									
4	1:04.705		5	1:04.896	24.122	4	1:08.573	12.307									
66	1:04.790	1.910	8	1:04.935	25.107	20	1:07.002	15.895									
23	1:04.832	1 Lap	9	1:05.425	27.572	25	1:06.922	17.869									
19	1:04.812	7.531	18	1:05.287	27.989	2	1:06.712	18.155									
27	1:04.418	1 Lap	28	1:05.040	28.381	16	1:06.297	19.475									
20	1:05.385	15.259	3	1:04.480	29.389	5	1:05.104	20.952									
36	1:05.049	15.735	1	1:05.050	48.262	8	1:07.404	24.181									
25	1:05.217	18.518	7	1:06.204	57.364	36	1:14.166	24.301									
2	1:05.232	19.020	Lap 43			9	1:06.649	27.415									
16	1:05.013	20.797	66	1:05.363		28	1:05.561	28.635									
5	1:05.141	22.967	23	1:05.038	1 Lap	3	1:11.448	33.180									
8	1:05.023	23.825	6	1:06.324	1 Lap	18	1:11.028	33.867									
9	1:05.667	25.563	19	1:05.383	5.140	1	1:05.733	44.413									
18	1:05.912	26.490	27	1:04.477	1 Lap	7	1:08.613	1:00.465									
28	1:04.693	27.241	4	1:18.038	9.477												
3	1:04.530	29.551	20	1:05.719	14.034												
68	1:04.457	5 Laps	36	1:05.548	14.479												
1	1:04.765	47.171	25	1:05.343	16.785												
7	1:06.016	53.494	2	1:05.302	17.233												
6	1:06.128	1:03.247	16	1:05.283	19.186												
Lap 41			5	1:05.278	20.839												
4	1:04.309		8	1:05.460	22.006												
66	1:04.935	2.536	9	1:05.753	24.764												
23	1:04.783	1 Lap	28	1:05.293	25.113												
19	1:04.529	7.751	18	1:06.529	25.957												
27	1:04.311	1 Lap	3	1:05.362	26.190												
20	1:04.905	15.855	1	1:04.705	44.406												
36	1:05.109	16.535	7	1:06.317	55.120												
25	1:05.230	19.439	Lap 44														
2	1:05.254	19.965	66	1:05.208													
16	1:05.196	21.684	23	1:04.778	1 Lap												
5	1:04.989	23.647	19	1:05.141	5.073												
8	1:05.077	24.593	27	1:04.740	1 Lap												
9	1:05.314	26.568	6	1:08.957	1 Lap												
18	1:04.942	27.123	4	1:05.289	9.558												
28	1:04.830	27.762	20	1:05.891	14.717												
3	1:04.088	29.330	36	1:06.688	15.959												
68	1:04.580	5 Laps	25	1:05.194	16.771												
1	1:04.771	47.633	2	1:05.242	17.267												
7	1:06.396	55.581	16	1:05.024	19.002												
			5	1:06.041	21.672												



FIA Formula E Championship

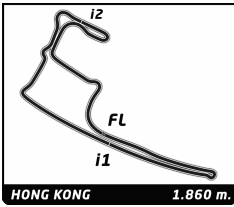
Round 2 - Hong Kong ePrix

Race 2

Handicaps Analysis

Official Timekeeper 

Nr.	In Time		Out Time		Pit Time	Handicap	Gap	Window
	Hour	Elapsed	Hour	Elapsed				
1	Audi Sport ABT Schaeffler / Audi e-tron FE04							
1	15:36:25.697	27:26.578	15:37:03.272	28:04.153	37.575 (37.575)	37	0.575	
2	DS Virgin Racing / DS Virgin DSV-03							
1	15:34:41.723	25:42.604	15:35:19.911	26:20.792	38.188 (38.188)	37	1.188	
3	Panasonic Jaguar Racing / Jaguar I-Type II							
1	15:34:50.938	25:51.819	15:35:29.708	26:30.589	38.770 (38.770)	37	1.770	
4	Venturi Formula E Team / Venturi VM200-FE-03							
1	15:34:21.444	25:22.325	15:34:59.769	26:00.650	38.325 (38.325)	37	1.325	
5	Venturi Formula E Team / Venturi VM200-FE-03							
1	15:34:43.413	25:44.294	15:35:20.918	26:21.799	37.505 (37.505)	37	0.505	
6	DRAGON / PENSKE EV-2							
1	15:32:48.598	23:49.479	15:33:33.195	24:34.076	44.597 (44.597)	37	7.597	
7	DRAGON / PENSKE EV-2							
1	15:35:02.312	26:03.193	15:35:41.367	26:42.248	39.055 (39.055)	37	2.055	
8	Renault e.dams / Renault Z.E. 17							
1	15:34:44.468	25:45.349	15:35:21.951	26:22.832	37.483 (37.483)	37	0.483	
9	Renault e.dams / Renault Z.E. 17							
1	15:33:41.558	24:42.439	15:34:19.556	25:20.437	37.998 (37.998)	37	0.998	
16	NIO Formula E Team / NextEV NIO Sport 003							
1	15:34:41.187	25:42.068	15:35:20.431	26:21.312	39.244 (39.244)	37	2.244	
18	TECHEETAH / Renault Z.E. 17							
1	15:34:45.898	25:46.779	15:35:24.433	26:25.314	38.535 (38.535)	37	1.535	
19	Mahindra Racing / Mahindra M4Electro							
1	15:34:37.807	25:38.688	15:35:15.289	26:16.170	37.482 (37.482)	37	0.482	
20	Panasonic Jaguar Racing / Jaguar I-Type II							
1	15:34:34.151	25:35.032	15:35:16.101	26:16.982	41.950 (41.950)	37	4.950	
23	Mahindra Racing / Mahindra M4Electro							
1	15:35:28.172	26:29.053	15:36:05.714	27:06.595	37.542 (37.542)	37	0.542	
25	TECHEETAH / Renault Z.E. 17							
1	15:34:40.119	25:41.000	15:35:18.965	26:19.846	38.846 (38.846)	37	1.846	
27	Andretti Formula E / Andretti ATEC-04							
1	15:35:01.442	26:02.323	15:36:04.230	27:05.111	1:02.788 (62.788)	37	25.788	
28	Andretti Formula E / Andretti ATEC-03							
1	15:35:41.107	26:41.988	15:36:38.503	27:39.384	57.396 (57.396)	37	20.396	
36	DS Virgin Racing / DS Virgin DSV-03							
1	15:35:44.195	26:45.076	15:36:23.180	27:24.061	38.985 (38.985)	37	1.985	
66	Audi Sport ABT Schaeffler / Audi e-tron FE04							
1	15:34:25.081	25:25.962	15:35:02.719	26:03.600	37.638 (37.638)	37	0.638	
68	NIO Formula E Team / NextEV NIO Sport 003							
1	15:19:25.260	10:26.141	15:23:47.379	14:48.260	4:22.119 (262.119)	37	225.119	
2	15:32:37.082	23:37.963	15:33:15.883	24:16.764	38.801 (38.801)	37	1.801	



FIA Formula E Championship

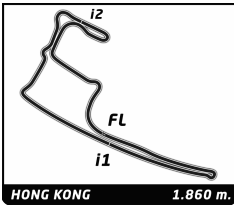
Round 2 - Hong Kong ePrix

Race 2

Analysis

Official Timekeeper TAG Heuer

Lap	Time	Sector 1	Sector 2	Sector 3	Kph	Elapsed	Lap	Time	Sector 1	Sector 2	Sector 3	Kph	Elapsed		
1 Lucas Di Grassi BRA Audi Sport ABT Schaeffler Audi e-tron FE04							7	A	1:06.776	18.807	23.234	24.735	100.3	8:14.955	
1	B	1:36.609	27.246		69.3	1:36.609	8	A	1:04.992	18.647	21.754	24.591	103.0	9:19.947	
2	B	1:11.366	22.414	23.720	25.232	93.8	2:47.975	9	A	1:06.146	18.634	21.815	25.697	101.2	10:26.093
3	B	1:05.954	18.582	22.466	24.906	101.5	3:53.929	10	A	1:05.170	18.637	21.847	24.686	102.7	11:31.263
4	B	1:05.527	18.381	22.199	24.947	102.2	4:59.456	11	A	1:05.055	18.686	21.817	24.552	102.9	12:36.318
5	B	1:05.601	18.613	22.170	24.818	102.1	6:05.057	12	A	1:06.279	18.659	22.801	24.819	101.0	13:42.597
6	B	1:05.288	18.545	22.002	24.741	102.6	7:10.345	13	A	1:05.067	18.653	21.797	24.617	102.9	14:47.664
7	B	1:06.704	18.504	23.096	25.104	100.4	8:17.049	14	A	1:05.159	18.610	21.956	24.593	102.8	15:52.823
8	B	1:05.014	18.435	21.895	24.684	103.0	9:22.063	15	A	1:05.091	18.671	21.872	24.548	102.9	16:57.914
9	B	1:06.306	18.503	21.967	25.836	101.0	10:28.369	16	A	1:05.192	18.696	21.843	24.653	102.7	18:03.106
10	B	1:04.944	18.332	21.922	24.690	103.1	11:33.313	17	A	1:05.604	18.712	22.018	24.874	102.1	19:08.710
11	B	1:05.637	18.511	22.381	24.745	102.0	12:38.950	18	A	1:05.642	19.041	21.957	24.644	102.0	20:14.352
12	B	1:05.639	18.463	22.356	24.820	102.0	13:44.589	19	A	1:06.254	18.621	22.132	25.501	101.1	21:20.606
13	B	1:05.145	18.405	21.968	24.772	102.8	14:49.734	20	A	1:06.511	19.219	22.352	24.940	100.7	22:27.117
14	B	1:05.609	18.432	22.248	24.929	102.1	15:55.343	21	A	1:05.544	18.701	21.972	24.871	102.2	23:32.661
15	B	1:04.870	18.301	21.805	24.764	103.2	17:00.213	22	A	1:06.089	18.817	22.311	24.961	101.3	24:38.750
16	B	1:05.178	18.477	21.829	24.872	102.7	18:05.391	23	B	1:41.113 B	19.089	22.882	59.142	66.2	26:19.863
17	B	1:05.450	18.516	22.033	24.901	102.3	19:10.841	24	B	1:09.295	22.405	22.188	24.702	96.6	27:29.158
18	B	1:05.468	18.596	22.122	24.750	102.3	20:16.309	25	B	1:05.523	18.632	22.242	24.649	102.2	28:34.681
19	B	1:05.553	18.497	22.047	25.009	102.1	21:21.862	26	B	1:05.022	18.530	21.949	24.543	103.0	29:39.703
20	B	1:05.880	18.598	22.326	24.956	101.6	22:27.742	27	B	1:05.096	18.513	21.998	24.585	102.9	30:44.799
21	B	1:05.731	18.738	22.131	24.862	101.9	23:33.473	28	B	1:04.863	18.596	21.865	24.402	103.2	31:49.662
22	B	1:06.007	18.704	22.281	25.022	101.4	24:39.480	29	B	1:04.879	18.519	21.892	24.468	103.2	32:54.541
23	B	1:07.449	18.884	22.864	25.701	99.3	25:46.929	30	B	1:04.864	18.599	21.827	24.438	103.2	33:59.405
24	A	2:16.297 B	18.480	38.848	1:18.969	49.1	28:03.226	31	B	1:04.881	18.629	21.842	24.410	103.2	35:04.286
25	A	1:08.340	21.678	22.112	24.550	98.0	29:11.566	32	B	1:04.758	18.480	21.764	24.514	103.4	36:09.044
26	A	1:04.406	18.275	21.797	24.334	104.0	30:15.972	33	B	1:05.216	18.634	21.978	24.604	102.7	37:14.260
27	A	1:03.928	18.186	21.512	24.230	104.7	31:19.900	34	B	1:05.328	18.858	21.837	24.633	102.5	38:19.588
28	A	1:03.974	18.118	21.543	24.313	104.7	32:23.874	35	B	1:05.003	18.590	21.860	24.553	103.0	39:24.591
29	A	1:04.364	18.264	21.619	24.481	104.0	33:28.238	36	B	1:05.000	18.586	21.795	24.619	103.0	40:29.591
30	A	1:04.312	18.233	21.687	24.392	104.1	34:32.550	37	B	1:05.115	18.646	21.807	24.662	102.8	41:34.706
31	A	1:04.565	18.294	21.655	24.616	103.7	35:37.115	38	B	1:05.253	18.570	21.908	24.775	102.6	42:39.959
32	A	1:04.365	18.303	21.561	24.501	104.0	36:41.480	39	B	1:05.314	18.641	21.837	24.836	102.5	43:45.273
33	A	1:04.415	18.264	21.607	24.544	104.0	37:45.895	40	B	1:05.232	18.615	21.885	24.732	102.6	44:50.505
34	A	1:04.414	18.288	21.592	24.534	104.0	38:50.309	41	B	1:05.254	18.636	21.985	24.633	102.6	45:55.759
35	A	1:04.733	18.284	21.778	24.671	103.4	39:55.042	42	B	1:04.948	18.558	21.805	24.585	103.1	47:00.707
36	A	1:04.879	18.351	21.852	24.676	103.2	40:59.921	43	B	1:05.302	18.690	21.953	24.659	102.5	48:06.009
37	A	1:04.686	18.454	21.669	24.563	103.5	42:04.607	44	B	1:05.242	18.681	21.833	24.728	102.6	49:11.251
38	A	1:04.682	18.475	21.670	24.537	103.5	43:09.289	45	B	1:06.712	18.645	22.142	25.925	100.4	50:17.963
39	A	1:04.602	18.311	21.757	24.534	103.7	44:13.891								
40	A	1:04.765	18.417	21.764	24.584	103.4	45:18.656								
41	A	1:04.771	18.357	21.813	24.601	103.4	46:23.427								
42	A	1:05.050	18.370	22.004	24.676	102.9	47:28.477								
43	A	1:04.705	18.385	21.861	24.459	103.5	48:33.182								
44	A	1:05.306	18.392	22.141	24.773	102.5	49:38.488								
45	A	1:05.733	18.428	21.762	25.543	101.9	50:44.221								
2 Sam Bird GBR DS Virgin Racing DS Virgin DSV-03							3 Nelson Piquet BRA Panasonic Jaguar Racing Jaguar I-Type II								
1	A	1:36.954	28.168		69.1	1:36.954	1	A	1:36.244	24.751		69.6	1:36.244		
2	A	1:09.414	21.268	23.200	24.946	96.5	2:46.368	2	A	1:07.585	19.958	22.412	25.215	99.1	2:43.829
3	A	1:05.431	18.624	22.004	24.803	102.3	3:51.799	3	A	1:06.329	18.438	22.520	25.371	101.0	3:50.158
4	A	1:05.735	18.719	22.100	24.916	101.9	4:57.534	4	A	1:06.722	18.578	22.829	25.315	100.4	4:56.880
5	A	1:05.286	18.598	21.928	24.760	102.6	6:02.820	5	A	1:05.401	18.375	22.047	24.979	102.4	6:02.281
6	A	1:05.359	18.673	21.919	24.767	102.4	7:08.179	6	A	1:05.472	18.525	22.041	24.906	102.3	7:07.753
							7	A	1:06.718	18.667	23.069	24.982	100.4	8:14.471	
							8	A	1:05.035	18.402	22.015	24.618	103.0	9:19.506	
							9	A	1:05.620	18.420	22.009	25.191	102.0	10:25.126	
							10	A	1:05.448	18.531	22.047	24.870	102.3	11:30.574	
							11	A	1:12.343	18.562	21.994	31.787	92.6	12:42.917	
							12	A	1:05.078	18.366	21.885	24.827	102.9	13:47.995	
							13	A	1:05.133	18.363	22.036	24.734	102.8	14:53.128	
							14	A	1:05.887	18.640	22.317	24.930	101.6	15:59.015	
							15	A	1:05.083	18.402	22.059	24.622	102.9	17:04.098	
							16	A	1:05.742	18.600	22.210	24.932	101.9	18:09.840	



FIA Formula E Championship

Round 2 - Hong Kong ePrix

Race 2

Analysis

Official Timekeeper TAG Heuer

■ 200KW
 ■ Personal Best
 ■ Session Best
 ■ B Crossing the finish line in pit lane

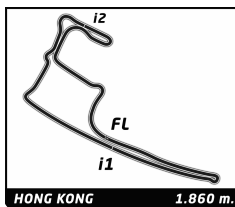
Lap	Time	Sector 1	Sector 2	Sector 3	Kph	Elapsed	Lap	Time	Sector 1	Sector 2	Sector 3	Kph	Elapsed
17	A 1:06.908	19.298	22.698	24.912	100.1	19:16.748	27	A 1:05.200	18.487	22.011	24.702	102.7	30:26.596
18	A 1:05.389	18.498	22.164	24.727	102.4	20:22.137	28	A 1:05.148	18.500	22.072	24.576	102.8	31:31.744
19	A 1:05.743	18.581	22.310	24.852	101.9	21:27.880	29	A 1:04.901	18.444	21.950	24.507	103.2	32:36.645
20	A 1:06.448	18.598	22.718	25.132	100.8	22:34.328	30	A 1:04.886	18.388	21.990	24.508	103.2	33:41.531
21	A 1:06.648	18.677	22.770	25.201	100.5	23:40.976	31	A 1:04.986	18.428	21.953	24.605	103.0	34:46.517
22	A 1:07.272	18.765	23.000	25.507	99.5	24:48.248	32	A 1:05.235	18.570	22.191	24.474	102.6	35:51.752
23	B 1:41.384 B	18.920	22.928	59.536	66.0	26:29.632	33	A 1:04.875	18.267	21.944	24.664	103.2	36:56.627
24	B 1:09.425	22.098	22.504	24.823	96.4	27:39.057	34	A 1:04.930	18.414	21.873	24.643	103.1	38:01.557
25	B 1:05.498	18.552	22.237	24.709	102.2	28:44.555	35	A 1:04.930	18.488	21.847	24.595	103.1	39:06.487
26	B 1:05.473	18.458	22.150	24.865	102.3	29:50.028	36	A 1:05.293	18.656	22.035	24.602	102.6	40:11.780
27	B 1:05.559	18.581	22.221	24.757	102.1	30:55.587	37	A 1:05.263	18.479	21.956	24.828	102.6	41:17.043
28	B 1:05.728	18.585	22.314	24.829	101.9	32:01.315	38	A 1:04.890	18.369	21.902	24.619	103.2	42:21.933
29	B 1:05.301	18.393	22.412	24.496	102.5	33:06.616	39	A 1:04.847	18.396	21.929	24.522	103.3	43:26.780
30	B 1:05.392	18.565	22.068	24.759	102.4	34:12.008	40	A 1:04.705	18.393	21.860	24.452	103.5	44:31.485
31	B 1:04.983	18.477	21.961	24.545	103.0	35:16.991	41	A 1:04.309	18.315	21.552	24.442	104.1	45:35.794
32	B 1:04.900	18.441	21.840	24.619	103.2	36:21.891	42	A 1:04.421	18.247	21.584	24.590	103.9	46:40.215
33	B 1:06.279	19.121	22.446	24.712	101.0	37:28.170	43	A 1:18.038	18.146	35.322	24.570	85.8	47:58.253
34	B 1:04.574	18.337	21.714	24.523	103.7	38:32.744	44	A 1:05.289	18.328	22.161	24.800	102.6	49:03.542
35	B 1:04.773	18.315	21.875	24.583	103.4	39:37.517	45	A 1:08.573	18.801	23.402	26.370	97.6	50:12.115
36	B 1:04.870	18.418	21.841	24.611	103.2	40:42.387							
37	B 1:04.797	18.385	21.907	24.505	103.3	41:47.184							
38	B 1:04.559	18.388	21.729	24.442	103.7	42:51.743							
39	B 1:04.763	18.416	21.728	24.619	103.4	43:56.506							
40	B 1:04.530	18.274	21.796	24.460	103.8	45:01.036							
41	B 1:04.088	18.263	21.327	24.498	104.5	46:05.124							
42	B 1:04.480	18.345	21.497	24.638	103.8	47:09.604							
43	B 1:05.362	18.339	22.180	24.843	102.4	48:14.966							
44	B 1:06.574	18.674	22.720	25.180	100.6	49:21.540							
45	B 1:11.448	18.625	22.097	30.726	93.7	50:32.988							

4		Edoardo Mortara		CHE		
		Venturi Formula E Team		Venturi VM200-FE-03		
1	B 1:31.515	10.648	40.812	40.055	73.2	1:31.515
2	B 1:06.946	18.874	22.755	25.317	100.0	2:38.461
3	B 1:06.223	18.669	22.444	25.110	101.1	3:44.684
4	B 1:05.453	18.450	22.228	24.775	102.3	4:50.137
5	B 1:05.259	18.478	22.030	24.751	102.6	5:55.396
6	B 1:05.426	18.499	22.227	24.700	102.3	7:00.822
7	B 1:04.907	18.475	21.813	24.619	103.2	8:05.729
8	B 1:05.518	18.716	22.074	24.728	102.2	9:11.247
9	B 1:05.258	18.421	22.068	24.769	102.6	10:16.505
10	B 1:04.988	18.467	21.879	24.642	103.0	11:21.493
11	B 1:04.789	18.390	21.875	24.524	103.4	12:26.282
12	B 1:05.186	18.414	21.924	24.848	102.7	13:31.468
13	B 1:05.027	18.366	21.889	24.772	103.0	14:36.495
14	B 1:04.982	18.466	21.840	24.676	103.0	15:41.477
15	B 1:04.797	18.406	21.773	24.618	103.3	16:46.274
16	B 1:04.752	18.380	21.741	24.631	103.4	17:51.026
17	B 1:05.378	18.415	21.742	25.221	102.4	18:56.404
18	B 1:04.878	18.368	21.854	24.656	103.2	20:01.282
19	B 1:05.083	18.438	21.891	24.754	102.9	21:06.365
20	B 1:04.776	18.317	21.797	24.662	103.4	22:11.141
21	B 1:05.015	18.387	21.803	24.825	103.0	23:16.156
22	B 1:05.076	18.290	21.732	25.054	102.9	24:21.232
23	A 1:38.443 B	18.577	21.892	57.974	68.0	25:59.675
24	A 1:09.285	22.243	22.197	24.845	96.6	27:08.960
25	A 1:07.004	18.698	23.251	25.055	99.9	28:15.964
26	A 1:05.432	18.628	22.078	24.726	102.3	29:21.396

5		Maro Engel		DEU		
		Venturi Formula E Team		Venturi VM200-FE-03		
1	A 1:38.233	33.887		68.2	1:38.233	
2	A 1:10.418	21.194	23.724	25.500	95.1	2:48.651
3	A 1:05.851	18.579	22.347	24.925	101.7	3:54.502
4	A 1:06.125	18.800	22.312	25.013	101.3	5:00.627
5	A 1:05.838	18.615	22.309	24.914	101.7	6:06.465
6	A 1:05.496	18.595	22.084	24.817	102.2	7:11.961
7	A 1:05.916	18.577	22.416	24.923	101.6	8:17.877
8	A 1:05.631	18.748	22.183	24.700	102.0	9:23.508
9	A 1:05.683	18.618	22.041	25.024	101.9	10:29.191
10	A 1:05.619	18.752	22.166	24.701	102.0	11:34.810
11	A 1:05.501	18.616	22.105	24.780	102.2	12:40.311
12	A 1:05.478	18.738	22.071	24.669	102.3	13:45.789
13	A 1:05.234	18.627	21.972	24.635	102.6	14:51.023
14	A 1:05.626	18.654	22.176	24.796	102.0	15:56.649
15	A 1:05.369	18.644	21.981	24.744	102.4	17:02.018
16	A 1:05.250	18.656	21.942	24.652	102.6	18:07.268
17	A 1:05.606	18.700	21.963	24.943	102.1	19:12.874
18	A 1:05.347	18.622	22.005	24.720	102.5	20:18.221
19	A 1:05.324	18.508	22.105	24.711	102.5	21:23.545
20	A 1:06.088	19.018	22.317	24.753	101.3	22:29.633
21	A 1:05.780	18.722	22.206	24.852	101.8	23:35.413
22	A 1:05.818	18.723	22.227	24.868	101.7	24:41.231
23	B 1:39.612 B	18.690	22.260	58.662	67.2	26:20.843
24	B 1:10.979	22.988	22.733	25.258	94.3	27:31.822
25	B 1:05.479	18.693	22.157	24.629	102.3	28:37.301
26	B 1:05.325	18.505	22.194	24.626	102.5	29:42.626
27	B 1:04.992	18.439	21.984	24.569	103.0	30:47.618
28	B 1:05.183	18.440	22.158	24.585	102.7	31:52.801
29	B 1:04.884	18.384	21.967	24.533	103.2	32:57.685
30	B 1:05.031	18.598	21.972	24.461	103.0	34:02.716
31	B 1:05.190	18.696	21.911	24.583	102.7	35:07.906
32	B 1:05.298	18.917	21.911	24.470	102.5	36:13.204
33	B 1:05.194	18.759	21.974	24.461	102.7	37:18.398
34	B 1:05.154	18.673	21.936	24.545	102.8	38:23.552
35	B 1:05.148	18.736	21.919	24.493	102.8	39:28.700
36	B 1:05.416	18.844	22.061	24.511	102.4	40:34.116



FIA FORMULA E
CHAMPIONSHIP
2017-18



FIA Formula E Championship

Round 2 - Hong Kong ePrix

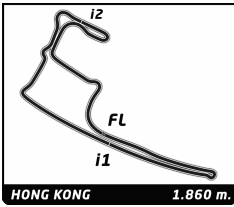
Race 2

Analysis

Official Timekeeper TAG Heuer

■ 200KW ■ Personal Best ■ Session Best ■ Crossing the finish line in pit lane

Lap	Time	Sector 1	Sector 2	Sector 3	Kph	Elapsed	Lap	Time	Sector 1	Sector 2	Sector 3	Kph	Elapsed
37	B 1:05.204	18.737	22.034	24.433	102.7	41:39.320	7 Jérôme d'Ambrosio DRAGON PENSKE EV-2	1	B 1:40.541	40.066	27.316	25.320	66.6 1:40.541
38	B 1:05.077	18.705	21.944	24.428	102.9	42:44.397		2	B 1:12.861	20.225	27.316	25.320	91.9 2:53.402
39	B 1:04.914	18.652	21.788	24.474	103.2	43:49.311		3	B 1:06.563	18.709	22.522	25.332	100.6 3:59.965
40	B 1:05.141	18.701	21.864	24.576	102.8	44:54.452		4	B 1:06.566	19.193	22.450	24.923	100.6 5:06.531
41	B 1:04.989	18.551	21.856	24.582	103.0	45:59.441		5	B 1:06.136	18.941	22.109	25.086	101.2 6:12.667
42	B 1:04.896	18.579	21.783	24.534	103.2	47:04.337		6	B 1:05.669	18.472	22.274	24.923	102.0 7:18.336
43	B 1:05.278	18.683	21.897	24.698	102.6	48:09.615		7	B 1:05.812	18.557	22.085	25.170	101.7 8:24.148
44	B 1:06.041	18.453	21.842	25.746	101.4	49:15.656		8	B 1:06.091	18.649	22.159	25.283	101.3 9:30.239
45	B 1:05.104	18.512	21.720	24.872	102.9	50:20.760		9	B 1:05.897	18.603	22.171	25.123	101.6 10:36.136
6 Neel Jani DRAGON PENSKE EV-2								10	B 1:06.004	18.784	22.113	25.107	101.4 11:42.140
1	A 1:41.303	41.320	26.666	25.353	66.1	1:41.303		11	B 1:05.683	18.515	22.065	25.103	101.9 12:47.823
2	A 1:12.776	20.757	26.666	25.353	92.0	2:54.079		12	B 1:05.817	18.625	22.032	25.160	101.7 13:53.640
3	A 1:07.054	19.412	22.439	25.203	99.9	4:01.133		13	B 1:06.137	18.590	22.434	25.113	101.2 14:59.777
4	A 1:06.211	18.621	22.514	25.076	101.1	5:07.344		14	B 1:06.222	18.618	22.396	25.208	101.1 16:05.999
5	A 1:06.209	18.701	22.422	25.086	101.1	6:13.553		15	B 1:07.027	18.860	22.640	25.527	99.9 17:13.026
6	A 1:05.655	18.506	22.184	24.965	102.0	7:19.208	16	B 1:07.797	18.832	23.458	25.507	98.8 18:20.823	
7	A 1:05.716	18.638	21.978	25.100	101.9	8:24.924	17	B 1:06.176	18.785	22.316	25.075	101.2 19:26.999	
8	A 1:06.055	18.608	22.184	25.263	101.4	9:30.979	18	B 1:06.365	18.838	22.157	25.370	100.9 20:33.364	
9	A 1:06.310	18.583	22.359	25.368	101.0	10:37.289	19	B 1:05.879	18.823	21.958	25.098	101.6 21:39.243	
10	A 1:06.097	18.532	22.119	25.446	101.3	11:43.386	20	B 1:06.138	18.774	22.142	25.222	101.2 22:45.381	
11	A 1:06.079	18.481	22.447	25.151	101.3	12:49.465	21	B 1:06.277	18.692	22.191	25.394	101.0 23:51.658	
12	A 1:05.840	18.598	22.243	24.999	101.7	13:55.305	22	B 1:07.295	18.905	22.463	25.927	99.5 24:58.953	
13	A 1:06.128	18.563	22.314	25.251	101.3	15:01.433	23	A 1:42.345 B	18.890	22.974	1:00.481	65.4 26:41.298	
14	A 1:05.790	18.482	22.087	25.221	101.8	16:07.223	24	A 1:10.515	22.707	22.612	25.196	95.0 27:51.813	
15	A 1:07.000	18.626	22.934	25.440	99.9	17:14.223	25	A 1:06.131	18.843	22.308	24.980	101.3 28:57.944	
16	A 1:07.230	18.941	22.738	25.551	99.6	18:21.453	26	A 1:05.977	18.864	22.288	24.825	101.5 30:03.921	
17	A 1:06.450	19.004	22.410	25.036	100.8	19:27.903	27	A 1:05.635	18.746	22.043	24.846	102.0 31:09.556	
18	A 1:06.361	18.787	22.313	25.261	100.9	20:34.264	28	A 1:05.310	18.654	21.974	24.682	102.5 32:14.866	
19	A 1:06.150	18.666	22.344	25.140	101.2	21:40.414	29	A 1:05.552	18.540	22.128	24.884	102.1 33:20.418	
20	A 1:06.218	18.628	22.408	25.182	101.1	22:46.632	30	A 1:05.290	18.566	21.844	24.880	102.6 34:25.708	
21	B 1:46.471 B	18.644	22.360	1:05.467	62.9	24:33.103	31	A 1:05.514	18.614	21.922	24.978	102.2 35:31.222	
22	B 1:12.506	23.401	23.104	26.001	92.4	25:45.609	32	A 1:05.839	18.819	21.997	25.023	101.7 36:37.061	
23	B 1:05.871	18.524	22.359	24.988	101.7	26:51.480	33	A 1:05.613	18.727	21.968	24.918	102.1 37:42.674	
24	B 1:06.396	18.683	22.587	25.126	100.8	27:57.876	34	A 1:06.031	18.751	22.147	25.133	101.4 38:48.705	
25	B 1:05.669	18.472	22.287	24.910	102.0	29:03.545	35	A 1:06.027	18.553	22.130	25.344	101.4 39:54.732	
26	B 1:06.208	18.702	22.320	25.186	101.1	30:09.753	36	A 1:06.572	19.096	22.348	25.128	100.6 41:01.304	
27	B 1:06.224	18.644	22.371	25.209	101.1	31:15.977	37	A 1:05.483	18.545	21.924	25.014	102.3 42:06.787	
28	B 1:06.146	18.508	22.411	25.227	101.2	32:22.123	38	A 1:05.879	18.827	22.057	24.995	101.6 43:12.666	
29	B 1:05.770	18.540	22.114	25.116	101.8	33:27.893	39	A 1:06.297	18.653	22.171	25.473	101.0 44:18.963	
30	B 1:06.438	18.998	22.335	25.105	100.8	34:34.331	40	A 1:06.016	18.776	22.142	25.098	101.4 45:24.979	
31	B 1:05.863	18.607	22.228	25.028	101.7	35:40.194	41	A 1:06.396	18.835	22.322	25.239	100.8 46:31.375	
32	B 1:06.141	18.734	22.203	25.204	101.2	36:46.335	42	A 1:06.204	18.739	22.165	25.300	101.1 47:37.579	
33	B 1:06.069	18.749	22.202	25.118	101.3	37:52.404	43	A 1:06.317	18.725	22.251	25.341	101.0 48:43.896	
34	B 1:05.711	18.634	22.300	24.777	101.9	38:58.115	44	A 1:07.764	19.179	23.028	25.557	98.8 49:51.660	
35	B 1:05.690	18.575	22.205	24.910	101.9	40:03.805	45	A 1:08.613	18.958	22.449	27.206	97.6 51:00.273	
36	B 1:05.715	18.635	21.974	25.106	101.9	41:09.520	8 Nicolas Prost Renault e.dams Renault Z.E. 17						
37	B 1:05.852	18.731	22.228	24.893	101.7	42:15.372	1	A 1:37.603	30.197	22.966	24.990	68.6 1:37.603	
38	B 1:06.461	18.918	22.327	25.216	100.8	43:21.833	2	A 1:08.329	20.373	22.966	24.990	98.0 2:45.932	
39	B 1:06.771	18.787	22.912	25.072	100.3	44:28.604	3	A 1:05.513	18.587	21.953	24.973	102.2 3:51.445	
40	B 1:06.128	18.859	22.261	25.008	101.3	45:34.732	4	A 1:06.963	18.564	22.370	26.029	100.0 4:58.408	
41	B 1:12.396	20.248	24.615	27.533	92.5	46:47.128	5	A 1:05.432	18.588	22.047	24.797	102.3 6:03.840	
42	B 1:06.324	18.939	22.320	25.065	101.0	47:53.452	6	A 1:05.213	18.523	21.976	24.714	102.7 7:09.053	
43	B 1:08.957	19.584	24.115	25.258	97.1	49:02.409							
44	B 1:08.154	18.741	23.293	26.120	98.2	50:10.563							



FIA Formula E Championship

Round 2 - Hong Kong ePrix

Race 2

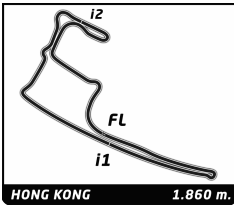
Analysis

Official Timekeeper TAG Heuer

Lap	Time	Sector 1	Sector 2	Sector 3	Kph	Elapsed	Lap	Time	Sector 1	Sector 2	Sector 3	Kph	Elapsed
7	A 1:07.561	18.663	23.915	24.983	99.1	8:16.614	17	A 1:05.414	18.588	22.029	24.797	102.4	19:15.610
8	A 1:04.950	18.358	21.836	24.756	103.1	9:21.564	18	A 1:05.352	18.474	21.972	24.906	102.5	20:20.962
9	A 1:06.132	18.506	21.894	25.732	101.3	10:27.696	19	A 1:04.951	18.414	21.883	24.654	103.1	21:25.913
10	A 1:05.250	18.478	21.974	24.798	102.6	11:32.946	20	A 1:05.875	18.652	22.346	24.877	101.6	22:31.788
11	A 1:05.580	18.460	22.284	24.836	102.1	12:38.526	21	A 1:07.554	19.249	23.133	25.172	99.1	23:39.342
12	A 1:05.493	18.435	22.330	24.728	102.2	13:44.019	22	B 1:40.127 B	19.129	22.477	58.521	66.9	25:19.469
13	A 1:05.251	18.436	22.019	24.796	102.6	14:49.270	23	B 1:08.487	22.176	21.971	24.340	97.8	26:27.956
14	A 1:06.814	18.491	22.373	25.950	100.2	15:56.084	24	B 1:05.555	18.534	22.245	24.776	102.1	27:33.511
15	A 1:05.327	18.495	21.964	24.868	102.5	17:01.411	25	B 1:05.581	18.557	22.422	24.602	102.1	28:39.092
16	A 1:05.363	18.587	22.035	24.741	102.4	18:06.774	26	B 1:05.287	18.374	22.273	24.640	102.6	29:44.379
17	A 1:05.606	18.580	22.131	24.895	102.1	19:12.380	27	B 1:05.005	18.422	22.000	24.583	103.0	30:49.384
18	A 1:05.319	18.584	22.034	24.701	102.5	20:17.699	28	B 1:05.158	18.465	21.990	24.703	102.8	31:54.542
19	A 1:05.453	18.517	22.185	24.751	102.3	21:23.152	29	B 1:05.061	18.343	21.929	24.789	102.9	32:59.603
20	A 1:05.477	18.510	22.103	24.864	102.3	22:28.629	30	B 1:05.309	18.356	22.153	24.800	102.5	34:04.912
21	A 1:05.634	18.644	22.047	24.943	102.0	23:34.263	31	B 1:05.208	18.386	22.092	24.730	102.7	35:10.120
22	A 1:06.330	18.686	22.282	25.362	100.9	24:40.593	32	B 1:05.124	18.449	22.014	24.661	102.8	36:15.244
23	B 1:41.289 B	18.633	22.599	1:00.057	66.1	26:21.882	33	B 1:05.133	18.403	22.070	24.660	102.8	37:20.377
24	B 1:11.044	23.640	22.419	24.985	94.3	27:32.926	34	B 1:05.101	18.405	22.046	24.650	102.9	38:25.478
25	B 1:05.107	18.537	21.996	24.574	102.8	28:38.033	35	B 1:05.244	18.513	22.041	24.690	102.6	39:30.722
26	B 1:05.250	18.425	22.143	24.682	102.6	29:43.283	36	B 1:05.157	18.473	21.966	24.718	102.8	40:35.879
27	B 1:05.015	18.535	21.888	24.592	103.0	30:48.298	37	B 1:05.132	18.370	22.052	24.710	102.8	41:41.011
28	B 1:05.105	18.429	22.121	24.555	102.8	31:53.403	38	B 1:05.229	18.348	22.087	24.794	102.7	42:46.240
29	B 1:04.985	18.382	21.904	24.699	103.0	32:58.388	39	B 1:05.141	18.361	21.988	24.792	102.8	43:51.381
30	B 1:05.271	18.477	22.058	24.736	102.6	34:03.659	40	B 1:05.667	18.411	22.515	24.741	102.0	44:57.048
31	B 1:05.038	18.405	22.039	24.594	103.0	35:08.697	41	B 1:05.314	18.529	21.967	24.818	102.5	46:02.362
32	B 1:05.534	18.418	22.311	24.805	102.2	36:14.231	42	B 1:05.425	18.461	22.074	24.890	102.3	47:07.787
33	B 1:04.987	18.314	21.994	24.679	103.0	37:19.218	43	B 1:05.753	18.626	22.134	24.993	101.8	48:13.540
34	B 1:05.020	18.383	22.004	24.633	103.0	38:24.238	44	B 1:07.034	18.797	23.128	25.109	99.9	49:20.574
35	B 1:05.412	18.397	22.188	24.827	102.4	39:29.650	45	B 1:06.649	18.790	22.643	25.216	100.5	50:27.223
36	B 1:05.207	18.412	22.100	24.695	102.7	40:34.857							
37	B 1:05.272	18.351	22.311	24.610	102.6	41:40.129							
38	B 1:05.192	18.372	22.039	24.781	102.7	42:45.321							
39	B 1:04.966	18.414	21.878	24.674	103.1	43:50.287							
40	B 1:05.023	18.369	21.926	24.728	103.0	44:55.310							
41	B 1:05.077	18.517	21.751	24.809	102.9	46:00.387							
42	B 1:04.935	18.352	21.945	24.638	103.1	47:05.322							
43	B 1:05.460	18.513	21.875	25.072	102.3	48:10.782							
44	B 1:05.803	18.561	22.146	25.096	101.8	49:16.585							
45	B 1:07.404	18.875	22.483	26.046	99.3	50:23.989							

9 Sébastien Buemi		CHE		
Renault e.dams		Renault Z.E. 17		
1	A 1:41.680	42.897	65.9	1:41.680
2	A 1:12.665	20.049	27.530	2:54.345
3	A 1:05.942	18.663	22.211	4:00.287
4	A 1:05.072	18.516	21.841	5:05.359
5	A 1:05.000	18.264	21.834	6:10.359
6	A 1:06.322	18.902	22.480	7:16.681
7	A 1:06.020	18.468	22.492	8:22.701
8	A 1:05.340	18.395	22.058	9:28.041
9	A 1:05.143	18.306	21.935	10:33.184
10	A 1:04.766	18.308	21.908	11:37.950
11	A 1:05.366	18.294	21.792	12:43.316
12	A 1:05.165	18.554	21.885	13:48.481
13	A 1:05.228	18.539	22.049	14:53.709
14	A 1:05.792	18.778	22.091	15:59.501
15	A 1:05.198	18.577	21.825	17:04.699
16	A 1:05.497	18.597	22.091	18:10.196

16 Oliver Turvey		GBR				
NIO Formula E Team		NextEV NIO Sport 003				
1	B 1:34.512	18.554	41.801	34.157	70.8	1:34.512
2	B 1:08.221	20.029	22.982	25.210	98.2	2:42.733
3	B 1:06.449	18.885	22.373	25.191	100.8	3:49.182
4	B 1:06.985	18.694	23.041	25.250	100.0	4:56.167
5	B 1:05.589	18.549	22.148	24.892	102.1	6:01.756
6	B 1:05.578	18.562	22.063	24.953	102.1	7:07.334
7	B 1:05.782	18.922	22.066	24.794	101.8	8:13.116
8	B 1:05.364	18.587	22.008	24.769	102.4	9:18.480
9	B 1:05.467	18.606	21.958	24.903	102.3	10:23.947
10	B 1:05.512	18.702	22.025	24.785	102.2	11:29.459
11	B 1:05.142	18.471	21.912	24.759	102.8	12:34.601
12	B 1:05.381	18.479	22.150	24.752	102.4	13:39.982
13	B 1:05.655	18.682	22.214	24.759	102.0	14:45.637
14	B 1:05.249	18.510	21.986	24.753	102.6	15:50.886
15	B 1:05.325	18.591	22.001	24.733	102.5	16:56.211
16	B 1:05.502	18.579	21.942	24.981	102.2	18:01.713
17	B 1:06.565	18.574	23.040	24.951	100.6	19:08.278
18	B 1:05.528	18.619	22.003	24.906	102.2	20:13.806
19	B 1:06.512	18.648	22.351	25.513	100.7	21:20.318
20	B 1:06.345	19.264	22.200	24.881	100.9	22:26.663
21	B 1:05.593	18.559	22.160	24.874	102.1	23:32.256
22	B 1:05.953	18.706	22.371	24.876	101.5	24:38.209
23	A 1:42.076 B	18.798	23.148	1:00.130	65.6	26:20.285
24	A 1:10.969	22.895	22.576	25.498	94.4	27:31.254
25	A 1:05.204	18.519	22.075	24.610	102.7	28:36.458
26	A 1:05.072	18.553	21.981	24.538	102.9	29:41.530



FIA Formula E Championship

Round 2 - Hong Kong ePrix

Race 2

Analysis

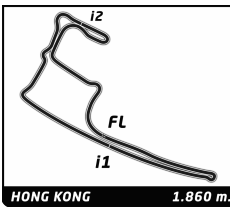
Official Timekeeper TAG Heuer

Lap	Time	Sector 1	Sector 2	Sector 3	Kph	Elapsed	Lap	Time	Sector 1	Sector 2	Sector 3	Kph	Elapsed
27	A 1:04.958	18.477	21.926	24.555	103.1	30:46.488	37	B 1:05.004	18.319	21.924	24.761	103.0	41:41.780
28	A 1:05.017	18.464	21.979	24.574	103.0	31:51.505	38	B 1:05.225	18.359	21.895	24.971	102.7	42:47.005
29	A 1:05.040	18.569	21.896	24.575	103.0	32:56.545	39	B 1:05.058	18.492	21.690	24.876	102.9	43:52.063
30	A 1:04.829	18.382	21.892	24.555	103.3	34:01.374	40	B 1:05.912	18.380	22.228	25.304	101.6	44:57.975
31	A 1:04.908	18.414	21.965	24.529	103.2	35:06.282	41	B 1:04.942	18.362	21.821	24.759	103.1	46:02.917
32	A 1:04.727	18.438	21.805	24.484	103.4	36:11.009	42	B 1:05.287	18.453	22.146	24.688	102.6	47:08.204
33	A 1:05.293	18.579	22.004	24.710	102.6	37:16.302	43	B 1:06.529	19.281	22.233	25.015	100.6	48:14.733
34	A 1:05.230	18.594	22.047	24.589	102.7	38:21.532	44	B 1:07.914	18.725	22.586	26.603	98.6	49:22.647
35	A 1:05.189	18.690	21.924	24.575	102.7	39:26.721	45	B 1:11.028	19.382	23.724	27.922	94.3	50:33.675
36	A 1:05.077	18.579	21.952	24.546	102.9	40:31.798							
37	A 1:05.074	18.621	21.845	24.608	102.9	41:36.872							
38	A 1:05.224	18.619	21.951	24.654	102.7	42:42.096							
39	A 1:05.173	18.581	21.976	24.616	102.7	43:47.269							
40	A 1:05.013	18.591	21.962	24.460	103.0	44:52.282							
41	A 1:05.196	18.545	21.863	24.788	102.7	45:57.478							
42	A 1:05.201	18.554	21.937	24.710	102.7	47:02.679							
43	A 1:05.283	18.649	21.947	24.687	102.6	48:07.962							
44	A 1:05.024	18.452	21.906	24.666	103.0	49:12.986							
45	A 1:06.297	18.667	21.943	25.687	101.0	50:19.283							

Lap	Time	Sector 1	Sector 2	Sector 3	Kph	Elapsed
1	A 1:40.060	39.032			66.9	1:40.060
2	A 1:12.026	19.863	27.256	24.907	93.0	2:52.086
3	A 1:06.042	18.708	22.151	25.183	101.4	3:58.128
4	A 1:05.635	18.348	22.244	25.043	102.0	5:03.763
5	A 1:06.315	18.446	22.415	25.454	101.0	6:10.078
6	A 1:05.955	18.679	22.218	25.058	101.5	7:16.033
7	A 1:05.322	18.321	22.077	24.924	102.5	8:21.355
8	A 1:04.769	18.262	21.955	24.552	103.4	9:26.124
9	A 1:04.799	18.230	21.699	24.870	103.3	10:30.923
10	A 1:05.690	18.273	22.497	24.920	101.9	11:36.613
11	A 1:04.990	18.247	21.902	24.841	103.0	12:41.603
12	A 1:05.122	18.262	22.009	24.851	102.8	13:46.725
13	A 1:05.459	18.278	22.448	24.733	102.3	14:52.184
14	A 1:05.662	18.795	21.983	24.884	102.0	15:57.846
15	A 1:05.776	18.307	21.896	25.573	101.8	17:03.622
16	A 1:05.169	18.289	21.900	24.980	102.7	18:08.791
17	A 1:06.082	18.678	22.208	25.196	101.3	19:14.873
18	A 1:05.217	18.367	21.895	24.955	102.7	20:20.090
19	A 1:05.271	18.507	22.052	24.712	102.6	21:25.361
20	A 1:05.561	18.700	22.043	24.818	102.1	22:30.922
21	A 1:05.562	18.568	21.975	25.019	102.1	23:36.484
22	A 1:06.670	18.721	22.648	25.301	100.4	24:43.154
23	B 1:41.205 B	18.967	22.872	59.366	66.2	26:24.359
24	B 1:10.074	22.620	22.809	24.645	95.6	27:34.433
25	B 1:05.532	18.513	22.332	24.687	102.2	28:39.965
26	B 1:05.036	18.426	21.878	24.732	103.0	29:45.001
27	B 1:05.098	18.173	22.245	24.680	102.9	30:50.099
28	B 1:05.149	18.290	22.028	24.831	102.8	31:55.248
29	B 1:05.294	18.446	21.917	24.931	102.6	33:00.542
30	B 1:05.960	18.635	21.914	25.411	101.5	34:06.502
31	B 1:05.555	18.385	22.182	24.988	102.1	35:12.057
32	B 1:04.946	18.231	21.929	24.786	103.1	36:17.003
33	B 1:05.063	18.339	22.051	24.673	102.9	37:22.066
34	B 1:04.748	18.305	21.834	24.609	103.4	38:26.814
35	B 1:04.936	18.316	21.876	24.744	103.1	39:31.750
36	B 1:05.026	18.400	21.837	24.789	103.0	40:36.776

19 Felix Rosenqvist SWE
 Mahindra Racing Mahindra M4Electro

1	A 1:30.784	8.793	41.831	40.160	73.8	1:30.784
2	A 1:16.768	26.276	25.307	25.185	87.2	2:47.552
3	A 1:05.711	18.533	22.196	24.982	101.9	3:53.263
4	A 1:05.565	18.378	22.098	25.089	102.1	4:58.828
5	A 1:05.592	18.585	22.132	24.875	102.1	6:04.420
6	A 1:05.171	18.530	21.920	24.721	102.7	7:09.591
7	A 1:06.225	18.530	22.958	24.737	101.1	8:15.816
8	A 1:04.813	18.261	21.912	24.640	103.3	9:20.629
9	A 1:06.047	18.452	21.939	25.656	101.4	10:26.676
10	A 1:05.229	18.488	22.039	24.702	102.7	11:31.905
11	A 1:05.263	18.494	22.010	24.759	102.6	12:37.168
12	A 1:04.803	18.288	21.911	24.604	103.3	13:41.971
13	A 1:04.689	18.314	21.837	24.538	103.5	14:46.660
14	A 1:04.684	18.247	21.799	24.638	103.5	15:51.344
15	A 1:05.295	18.465	22.166	24.664	102.5	16:56.639
16	A 1:05.530	18.487	22.222	24.821	102.2	18:02.169
17	A 1:05.199	18.497	22.048	24.654	102.7	19:07.368
18	A 1:05.444	18.310	22.031	25.103	102.3	20:12.812
19	A 1:07.284	18.522	22.640	26.122	99.5	21:20.096
20	A 1:05.824	18.909	22.008	24.907	101.7	22:25.920
21	A 1:05.580	18.511	22.195	24.874	102.1	23:31.500
22	A 1:05.430	18.477	22.089	24.864	102.3	24:36.930
23	C 1:38.328 B	18.473	22.456	57.399	68.1	26:15.258
24	C 1:08.664	22.112	22.165	24.387	97.5	27:23.922
25	C 1:05.503	18.682	22.348	24.473	102.2	28:29.425
26	C 1:05.242	18.492	22.089	24.661	102.6	29:34.667
27	C 1:04.470	18.390	21.779	24.301	103.9	30:39.137
28	C 1:04.299	18.199	21.637	24.463	104.1	31:43.436
29	C 1:04.435	18.303	21.702	24.430	103.9	32:47.871
30	C 1:04.443	18.256	21.784	24.403	103.9	33:52.314
31	C 1:04.416	18.248	21.641	24.527	103.9	34:56.730
32	C 1:04.472	18.260	21.757	24.455	103.9	36:01.202
33	C 1:04.618	18.351	21.741	24.526	103.6	37:05.820
34	C 1:04.690	18.304	21.826	24.560	103.5	38:10.510
35	C 1:04.619	18.227	21.807	24.585	103.6	39:15.129
36	C 1:04.605	18.281	21.795	24.529	103.6	40:19.734
37	C 1:04.901	18.244	21.865	24.792	103.2	41:24.635
38	C 1:04.751	18.328	21.886	24.537	103.4	42:29.386
39	C 1:04.818	18.345	21.800	24.673	103.3	43:34.204
40	C 1:04.812	18.221	21.771	24.820	103.3	44:39.016
41	C 1:04.529	18.267	21.745	24.517	103.8	45:43.545
42	C 1:04.988	18.282	21.944	24.762	103.0	46:48.533
43	C 1:05.383	18.441	22.191	24.751	102.4	47:53.916
44	C 1:05.141	18.616	21.914	24.611	102.8	48:59.057
45	C 1:06.027	18.516	22.330	25.181	101.4	50:05.084

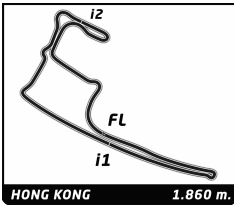


FIA Formula E Championship Round 2 - Hong Kong ePrix Race 2

Analysis

Official Timekeeper TAGHeuer

Lap	Time	Sector 1	Sector 2	Sector 3	Kph	Elapsed	Lap	Time	Sector 1	Sector 2	Sector 3	Kph	Elapsed
20	Mitch Evans					NZL	7 A	1:04.490	18.222	21.538	24.730	103.8	9:01.893
	Panasonic Jaguar Racing					Jaguar I-Type II	8 A	1:05.368	18.341	22.262	24.765	102.4	10:07.261
1 A	1:32.569	12.599	40.385	39.585	72.3	1:32.569	9 A	1:04.684	18.318	21.750	24.616	103.5	11:11.945
2 A	1:07.277	19.068	22.951	25.258	99.5	2:39.846	10 A	1:04.660	18.369	21.782	24.509	103.6	12:16.605
3 A	1:06.457	18.784	22.669	25.004	100.8	3:46.303	11 A	1:05.121	18.395	21.811	24.915	102.8	13:21.726
4 A	1:05.682	18.584	22.307	24.791	101.9	4:51.985	12 A	1:05.699	18.310	22.347	25.042	101.9	14:27.425
5 A	1:05.360	18.518	22.054	24.788	102.4	5:57.345	13 A	1:06.094	18.807	22.428	24.859	101.3	15:33.519
6 A	1:05.620	18.563	22.093	24.964	102.0	7:02.965	14 A	1:05.835	18.687	22.299	24.849	101.7	16:39.354
7 A	1:05.416	18.587	21.908	24.921	102.4	8:08.381	15 A	1:05.815	18.599	22.201	25.015	101.7	17:45.169
8 A	1:05.266	18.539	21.953	24.774	102.6	9:13.647	16 A	1:05.504	18.492	22.194	24.818	102.2	18:50.673
9 A	1:05.673	18.629	22.126	24.918	102.0	10:19.320	17 A	1:06.106	18.694	22.367	25.045	101.3	19:56.779
10 A	1:05.815	18.576	21.966	25.273	101.7	11:25.135	18 A	1:05.825	18.556	22.254	25.015	101.7	21:02.604
11 A	1:05.304	18.572	21.972	24.760	102.5	12:30.439	19 A	1:05.767	18.532	22.278	24.957	101.8	22:08.371
12 A	1:05.564	18.506	22.263	24.795	102.1	13:36.003	20 A	1:06.360	18.671	22.476	25.213	100.9	23:14.731
13 A	1:05.504	18.588	22.069	24.847	102.2	14:41.507	21 A	1:05.631	18.656	22.334	24.641	102.0	24:20.362
14 A	1:05.337	18.491	21.997	24.849	102.5	15:46.844	22 A	1:07.125	18.783	21.975	26.367	99.8	25:27.487
15 A	1:05.518	18.555	22.068	24.895	102.2	16:52.362	23 B	1:38.191 B	18.464	22.267	57.460	68.2	27:05.678
16 A	1:05.574	18.587	22.096	24.891	102.1	17:57.936	24 B	1:12.301	23.011	23.779	25.511	92.6	28:17.979
17 A	1:05.471	18.640	22.032	24.799	102.3	19:03.407	25 B	1:06.125	18.532	22.590	25.003	101.3	29:24.104
18 A	1:05.773	18.595	22.145	25.033	101.8	20:09.180	26 B	1:04.325	18.370	21.698	24.257	104.1	30:28.429
19 A	1:05.825	18.721	22.190	24.914	101.7	21:15.005	27 B	1:04.430	18.341	21.835	24.254	103.9	31:32.859
20 A	1:05.568	18.681	22.139	24.748	102.1	22:20.573	28 B	1:04.431	18.160	21.751	24.520	103.9	32:37.290
21 A	1:05.285	18.522	22.026	24.737	102.6	23:25.858	29 B	1:05.138	18.213	22.146	24.779	102.8	33:42.428
22 A	1:06.123	18.689	22.312	25.122	101.3	24:31.981	30 B	1:04.695	18.306	21.809	24.580	103.5	34:47.123
23 B	1:44.034 B	18.839	22.659	1:02.536	64.4	26:16.015	31 B	1:05.349	18.363	22.427	24.559	102.5	35:52.472
24 B	1:08.843	22.220	21.997	24.626	97.3	27:24.858	32 B	1:04.717	18.253	21.863	24.601	103.5	36:57.189
25 B	1:05.697	18.559	22.286	24.852	101.9	28:30.555	33 B	1:05.660	18.419	22.144	25.097	102.0	38:02.849
26 B	1:05.137	18.500	21.961	24.676	102.8	29:35.692	34 B	1:04.198	18.199	21.615	24.384	104.3	39:07.047
27 B	1:04.948	18.457	21.946	24.545	103.1	30:40.640	35 B	1:05.604	18.534	22.368	24.702	102.1	40:12.651
28 B	1:05.021	18.464	21.849	24.708	103.0	31:45.661	36 B	1:05.614	18.597	22.307	24.710	102.1	41:18.265
29 B	1:05.303	18.493	22.056	24.754	102.5	32:50.964	37 B	1:07.169	19.713	22.546	24.910	99.7	42:25.434
30 B	1:04.879	18.406	21.829	24.644	103.2	33:55.843	38 B	1:05.384	18.383	21.804	25.197	102.4	43:30.818
31 B	1:05.164	18.470	22.008	24.686	102.8	35:01.007	39 B	1:04.832	18.295	21.771	24.766	103.3	44:35.650
32 B	1:05.045	18.457	21.955	24.633	102.9	36:06.052	40 B	1:04.783	18.322	21.871	24.590	103.4	45:40.433
33 B	1:05.091	18.572	21.931	24.588	102.9	37:11.143	41 B	1:05.821	18.307	22.124	25.390	101.7	46:46.254
34 B	1:04.979	18.469	21.899	24.611	103.0	38:16.122	42 B	1:05.038	18.377	21.962	24.699	103.0	47:51.292
35 B	1:04.863	18.528	21.788	24.547	103.2	39:20.985	43 B	1:04.778	18.338	21.789	24.651	103.4	48:56.070
36 B	1:04.954	18.524	21.820	24.610	103.1	40:25.939	44 B	1:05.176	18.463	22.011	24.702	102.7	50:01.246
37 B	1:05.055	18.495	22.024	24.536	102.9	41:30.994							
38 B	1:05.221	18.562	21.881	24.778	102.7	42:36.215							
39 B	1:05.144	18.692	21.806	24.646	102.8	43:41.359							
40 B	1:05.385	18.674	21.996	24.715	102.4	44:46.744							
41 B	1:04.905	18.494	21.786	24.625	103.2	45:51.649							
42 B	1:05.442	18.605	22.165	24.672	102.3	46:57.091							
43 B	1:05.719	18.556	22.100	25.063	101.9	48:02.810							
44 B	1:05.891	18.860	22.203	24.828	101.6	49:08.701							
45 B	1:07.002	19.000	22.465	25.537	99.9	50:15.703							
23	Nick Heidfeld					DEU							
	Mahindra Racing					Mahindra M4Electro							
1 A	1:35.506	22.920			70.1	1:35.506	1 A	1:33.983	16.233	42.231	35.519	71.2	1:33.983
2 A	1:13.847	23.555	24.946	25.346	90.7	2:49.353	2 A	1:07.775	19.886	22.958	24.931	98.8	2:41.758
3 A	1:06.059	18.723	22.349	24.987	101.4	3:55.412	3 A	1:06.714	18.815	22.688	25.211	100.4	3:48.472
4 A	1:07.218	18.642	22.466	26.110	99.6	5:02.630	4 A	1:06.817	18.778	23.171	24.868	100.2	4:55.289
5 A	1:50.213	1:02.750	22.284	25.179	60.8	6:52.843	5 A	1:05.699	18.586	22.162	24.951	101.9	6:00.988
6 A	1:04.560	18.342	21.790	24.428	103.7	7:57.403	6 A	1:05.293	18.499	22.207	24.587	102.6	7:06.281
							7 A	1:05.404	18.451	22.036	24.917	102.4	8:11.685
							8 A	1:05.324	18.450	22.237	24.637	102.5	9:17.009
							9 A	1:05.319	18.446	22.094	24.779	102.5	10:22.328
							10 A	1:05.470	18.469	22.048	24.953	102.3	11:27.798
							11 A	1:05.587	18.393	22.322	24.872	102.1	12:33.385
							12 A	1:05.687	18.516	22.089	25.082	101.9	13:39.072
							13 A	1:05.457	18.464	22.081	24.912	102.3	14:44.529
							14 A	1:05.398	18.473	22.117	24.808	102.4	15:49.927
							15 A	1:05.450	18.539	22.154	24.757	102.3	16:55.377
							16 A	1:05.391	18.449	22.149	24.793	102.4	18:00.768
							17 A	1:05.749	18.559	22.320	24.870	101.8	19:06.517



FIA Formula E Championship

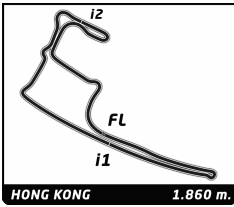
Round 2 - Hong Kong ePrix

Race 2

Analysis

Official Timekeeper TAG Heuer

Lap	Time	Sector 1	Sector 2	Sector 3	Kph	Elapsed	Lap	Time	Sector 1	Sector 2	Sector 3	Kph	Elapsed						
18	A 1:05.801	18.477	22.328	24.996	101.8	20:12.318	28	A 1:05.906	18.595	22.637	24.674	101.6	32:43.825						
19	A 1:05.543	18.433	22.443	24.667	102.2	21:17.861	29	A 1:05.808	18.588	22.244	24.976	101.8	33:49.633						
20	A 1:05.912	18.614	22.416	24.882	101.6	22:23.773	30	A 1:05.410	18.470	22.103	24.837	102.4	34:55.043						
21	A 1:06.416	18.515	22.865	25.036	100.8	23:30.189	31	A 1:08.074	18.493	24.504	25.077	98.4	36:03.117						
22	A 1:06.323	18.887	22.492	24.944	101.0	24:36.512	32	A 1:05.673	18.513	22.271	24.889	102.0	37:08.790						
23	B 1:42.322 B	19.472	23.121	59.729	65.4	26:18.834	33	A 1:05.557	18.597	22.259	24.701	102.1	38:14.347						
24	B 1:09.425	22.360	22.454	24.611	96.4	27:28.259	34	A 1:05.535	18.453	22.114	24.968	102.2	39:19.882						
25	B 1:05.673	18.766	22.440	24.467	102.0	28:33.932	35	A 1:04.099	18.073	21.593	24.433	104.5	40:23.981						
26	B 1:04.968	18.464	21.981	24.523	103.1	29:38.900	36	A 1:04.618	18.252	21.696	24.670	103.6	41:28.599						
27	B 1:05.041	18.366	22.094	24.581	103.0	30:43.941	37	A 1:05.439	18.297	22.489	24.653	102.3	42:34.038						
28	B 1:04.606	18.402	21.829	24.375	103.6	31:48.547	38	A 1:04.826	18.445	21.756	24.625	103.3	43:38.864						
29	B 1:04.915	18.434	22.024	24.457	103.2	32:53.462	39	A 1:04.418	18.351	21.572	24.495	103.9	44:43.282						
30	B 1:05.049	18.473	22.030	24.546	102.9	33:58.511	40	A 1:04.311	18.319	21.466	24.526	104.1	45:47.593						
31	B 1:04.796	18.412	21.976	24.408	103.3	35:03.307	41	A 1:04.229	18.219	21.504	24.506	104.3	46:51.822						
32	B 1:05.247	18.550	21.998	24.699	102.6	36:08.554	42	A 1:04.477	18.238	21.860	24.379	103.9	47:56.299						
33	B 1:05.323	18.577	21.915	24.831	102.5	37:13.877	43	A 1:04.740	18.365	21.581	24.794	103.4	49:01.039						
34	B 1:05.142	18.459	22.052	24.631	102.8	38:19.019	44	A 1:05.479	18.480	22.158	24.841	102.3	50:06.518						
35	B 1:05.003	18.558	22.002	24.443	103.0	39:24.022	<div style="border: 1px solid black; padding: 5px;"> 28 Antonio Felix da Costa PRT Andreotti Formula E Andreotti ATEC-03 </div>						1	A 1:33.456	15.098	41.481	36.877	71.6	1:33.456
36	B 1:05.109	18.448	22.082	24.579	102.8	40:29.131							2	A 1:07.634	19.631	23.034	24.969	99.0	2:41.090
37	B 1:05.077	18.576	21.958	24.543	102.9	41:34.208	3	A 1:06.556	18.946	22.685	24.925	100.6	3:47.646						
38	B 1:05.363	18.374	22.252	24.737	102.4	42:39.571	4	A 1:06.270	18.932	22.568	24.770	101.0	4:53.916						
39	B 1:05.215	18.542	22.010	24.663	102.7	43:44.786	5	A 1:05.567	18.601	22.334	24.632	102.1	5:59.483						
40	B 1:05.217	18.561	22.056	24.600	102.7	44:50.003	6	A 1:05.318	18.534	22.060	24.724	102.5	7:04.801						
41	B 1:05.230	18.615	22.037	24.578	102.7	45:55.233	7	A 1:05.402	18.547	22.154	24.701	102.4	8:10.203						
42	B 1:04.985	18.409	22.000	24.576	103.0	47:00.218	8	A 1:05.042	18.337	22.061	24.644	102.9	9:15.245						
43	B 1:05.343	18.514	22.187	24.642	102.5	48:05.561	9	A 1:05.472	18.560	22.088	24.824	102.3	10:20.717						
44	B 1:05.194	18.536	22.114	24.544	102.7	49:10.755	10	A 1:05.696	18.471	22.391	24.834	101.9	11:26.413						
45	B 1:06.922	18.434	22.486	26.002	100.1	50:17.677	11	A 1:05.555	18.560	22.335	24.660	102.1	12:31.968						
<div style="border: 1px solid black; padding: 5px;"> 27 Kamui Kobayashi MCO Andreotti Formula E Andreotti ATEC-04 </div>						12	A 1:05.434	18.637	22.177	24.620	102.3	13:37.402							
						13	A 1:05.543	18.560	22.308	24.675	102.2	14:42.945							
1	B 1:39.056	36.221			67.6	1:39.056	14	A 1:05.406	18.516	22.216	24.674	102.4	15:48.351						
2	B 1:11.004	20.687	24.786	25.531	94.3	2:50.060	15	A 1:05.525	18.520	22.242	24.763	102.2	16:53.876						
3	B 1:06.595	18.775	22.654	25.166	100.5	3:56.655	16	A 1:05.481	18.544	22.175	24.762	102.3	17:59.357						
4	B 1:05.839	18.707	22.156	24.976	101.7	5:02.494	17	A 1:05.363	18.531	22.125	24.707	102.4	19:04.720						
5	B 1:06.945	18.996	22.563	25.386	100.0	6:09.439	18	A 1:05.596	18.562	22.224	24.810	102.1	20:10.316						
6	B 1:05.928	18.598	22.370	24.960	101.6	7:15.367	19	A 1:05.603	18.588	22.315	24.700	102.1	21:15.919						
7	B 1:06.954	19.251	22.467	25.236	100.0	8:22.321	20	A 1:05.409	18.680	22.075	24.654	102.4	22:21.328						
8	B 1:06.789	19.230	22.508	25.051	100.3	9:29.110	21	A 1:05.560	18.639	22.196	24.725	102.1	23:26.888						
9	B 1:06.058	18.551	22.602	24.905	101.4	10:35.168	22	A 1:05.745	18.604	22.250	24.891	101.8	24:32.633						
10	B 1:05.664	18.542	22.391	24.731	102.0	11:40.832	23	A 1:07.134	18.696	22.496	25.942	99.7	25:39.767						
11	B 1:05.850	18.591	22.241	25.018	101.7	12:46.682	24	B 1:58.699 B	18.756	22.676	1:17.267	56.4	27:38.466						
12	B 1:06.207	18.604	22.435	25.168	101.1	13:52.889	25	B 1:09.665	22.414	22.589	24.662	96.1	28:48.131						
13	B 1:06.134	18.644	22.489	25.001	101.2	14:59.023	26	B 1:04.935	18.589	21.890	24.456	103.1	29:53.066						
14	B 1:06.217	18.799	22.305	25.113	101.1	16:05.240	27	B 1:05.129	18.480	22.111	24.538	102.8	30:58.195						
15	B 1:08.411	19.250	23.707	25.454	97.9	17:13.651	28	B 1:05.203	18.566	21.967	24.670	102.7	32:03.398						
16	B 1:06.132	18.784	22.246	25.102	101.3	18:19.783	29	B 1:04.863	18.446	21.929	24.488	103.2	33:08.261						
17	B 1:05.699	18.613	22.258	24.828	101.9	19:25.482	30	B 1:04.509	18.303	21.757	24.449	103.8	34:12.770						
18	B 1:05.564	18.458	22.219	24.887	102.1	20:31.046	31	B 1:04.902	18.389	21.832	24.681	103.2	35:17.672						
19	B 1:05.809	18.560	22.411	24.838	101.7	21:36.855	32	B 1:04.677	18.432	21.788	24.457	103.5	36:22.349						
20	B 1:07.334	18.584	23.507	25.243	99.4	22:44.189	33	B 1:04.699	18.476	21.832	24.391	103.5	37:27.048						
21	B 1:06.605	18.654	22.341	25.610	100.5	23:50.794	34	B 1:04.601	18.347	21.711	24.543	103.7	38:31.649						
22	B 1:07.359	18.801	22.921	25.637	99.4	24:58.153	35	B 1:04.647	18.345	21.778	24.524	103.6	39:36.296						
23	A 2:05.941 B	18.957	23.050	1:23.934	53.2	27:04.094	36	B 1:04.537	18.389	21.728	24.420	103.8	40:40.833						
24	A 1:13.060	23.147	24.794	25.119	91.7	28:17.154	37	B 1:04.314	18.349	21.650	24.315	104.1	41:45.147						
25	A 1:08.413	18.764	22.610	27.039	97.9	29:25.567	38	B 1:04.566	18.343	21.750	24.473	103.7	42:49.713						
26	A 1:06.632	19.305	22.444	24.883	100.5	30:32.199													
27	A 1:05.720	18.460	22.436	24.824	101.9	31:37.919													



FIA Formula E Championship

Round 2 - Hong Kong ePrix

Race 2

Analysis

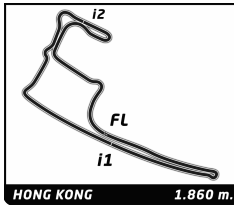
Official Timekeeper TAG Heuer

■ 200KW
 ■ Personal Best
 ■ Session Best
 ■ B Crossing the finish line in pit lane

Lap	Time	Sector 1	Sector 2	Sector 3	Kph	Elapsed	Lap	Time	Sector 1	Sector 2	Sector 3	Kph	Elapsed		
36	Alex Lynn							66	Daniel Abt						
DS Virgin Racing							Audi Sport ABT Schaeffler								
DS Virgin DSV-03							Audi e-tron FE04								
1	B	1:32.978	13.556	40.556	38.866	72.0	1:32.978	1	A	1:32.064	11.671	40.455	39.938	72.7	1:32.064
2	B	1:07.404	19.364	22.658	25.382	99.3	2:40.382	2	A	1:07.022	18.869	22.928	25.225	99.9	2:39.086
3	B	1:06.590	18.884	22.514	25.192	100.6	3:46.972	3	A	1:06.278	18.776	22.540	24.962	101.0	3:45.364
4	B	1:07.743	20.162	22.656	24.925	98.8	4:54.715	4	A	1:05.430	18.464	22.290	24.676	102.3	4:50.794
5	B	1:05.643	18.784	22.007	24.852	102.0	6:00.358	5	A	1:05.402	18.327	22.248	24.827	102.4	5:56.196
6	B	1:05.240	18.731	21.802	24.707	102.6	7:05.598	6	A	1:05.429	18.416	22.125	24.888	102.3	7:01.625
7	B	1:05.261	18.681	21.856	24.724	102.6	8:10.859	7	A	1:05.144	18.354	22.058	24.732	102.8	8:06.769
8	B	1:05.256	18.714	21.823	24.719	102.6	9:16.115	8	A	1:05.257	18.327	22.159	24.771	102.6	9:12.026
9	B	1:05.493	18.645	21.936	24.912	102.2	10:21.608	9	A	1:05.785	18.301	22.553	24.931	101.8	10:17.811
10	B	1:05.327	18.644	21.883	24.800	102.5	11:26.935	10	A	1:05.057	18.375	21.993	24.689	102.9	11:22.868
11	B	1:05.747	18.645	22.153	24.949	101.8	12:32.682	11	A	1:05.132	18.335	22.026	24.771	102.8	12:28.000
12	B	1:05.623	18.663	22.113	24.847	102.0	13:38.305	12	A	1:05.097	18.358	21.890	24.849	102.9	13:33.097
13	B	1:05.377	18.520	21.967	24.890	102.4	14:43.682	13	A	1:04.972	18.257	21.916	24.799	103.1	14:38.069
14	B	1:05.449	18.618	22.018	24.813	102.3	15:49.131	14	A	1:04.953	18.276	22.019	24.658	103.1	15:43.022
15	B	1:05.283	18.620	21.935	24.728	102.6	16:54.414	15	A	1:04.966	18.380	21.949	24.637	103.1	16:47.988
16	B	1:05.648	18.677	22.345	24.626	102.0	18:00.062	16	A	1:05.161	18.325	22.050	24.786	102.8	17:53.149
17	B	1:05.623	18.714	22.038	24.871	102.0	19:05.685	17	A	1:05.361	18.389	22.032	24.940	102.4	18:58.510
18	B	1:05.482	18.656	21.911	24.915	102.3	20:11.167	18	A	1:05.211	18.326	22.088	24.797	102.7	20:03.721
19	B	1:05.903	18.746	22.219	24.938	101.6	21:17.070	19	A	1:05.140	18.316	22.061	24.763	102.8	21:08.861
20	B	1:05.727	18.702	22.264	24.761	101.9	22:22.797	20	A	1:05.177	18.320	22.147	24.710	102.7	22:14.038
21	B	1:05.907	18.835	22.151	24.921	101.6	23:28.704	21	A	1:05.127	18.359	22.027	24.741	102.8	23:19.165
22	B	1:05.986	18.752	22.228	25.006	101.5	24:34.690	22	A	1:05.275	18.340	22.049	24.886	102.6	24:24.440
23	B	1:06.499	18.882	22.544	25.073	100.7	25:41.189	23	B	1:38.210 B	18.346	22.360	57.504	68.2	26:02.650
24	A	1:41.911 B	19.261	23.316	59.334	65.7	27:23.100	24	B	1:10.940	23.150	22.690	25.100	94.4	27:13.590
25	A	1:09.904	22.680	22.479	24.745	95.8	28:33.004	25	B	1:05.865	18.377	22.378	25.110	101.7	28:19.455
26	A	1:05.068	18.648	21.889	24.531	102.9	29:38.072	26	B	1:05.599	18.453	22.098	25.048	102.1	29:25.054
27	A	1:05.037	18.519	21.985	24.533	103.0	30:43.109	27	B	1:05.045	18.629	21.827	24.589	102.9	30:30.099
28	A	1:04.681	18.414	21.706	24.561	103.5	31:47.790	28	B	1:04.964	18.220	21.999	24.745	103.1	31:35.063
29	A	1:04.740	18.486	21.741	24.513	103.4	32:52.530	29	B	1:04.859	18.273	21.903	24.683	103.2	32:39.922
30	A	1:04.737	18.423	21.670	24.644	103.4	33:57.267	30	B	1:05.160	18.303	22.088	24.769	102.8	33:45.082
31	A	1:04.489	18.440	21.570	24.479	103.8	35:01.756	31	B	1:05.092	18.334	22.073	24.685	102.9	34:50.174
32	A	1:04.926	18.417	21.704	24.805	103.1	36:06.682	32	B	1:04.944	18.383	21.860	24.701	103.1	35:55.118
33	A	1:05.043	18.583	21.694	24.766	102.9	37:11.725	33	B	1:05.027	18.353	21.958	24.716	103.0	37:00.145
34	A	1:05.032	18.510	21.815	24.707	103.0	38:16.757	34	B	1:04.685	18.332	21.798	24.555	103.5	38:04.830
35	A	1:04.788	18.552	21.778	24.458	103.4	39:21.545	35	B	1:04.501	18.231	21.735	24.535	103.8	39:09.331
36	A	1:04.918	18.601	21.702	24.615	103.1	40:26.463	36	B	1:04.965	18.191	22.031	24.743	103.1	40:14.296
37	A	1:05.273	18.622	21.847	24.804	102.6	41:31.736	37	B	1:04.915	18.357	21.824	24.734	103.2	41:19.211
38	A	1:05.212	18.590	21.965	24.657	102.7	42:36.948	38	B	1:04.825	18.311	21.926	24.588	103.3	42:24.036
39	A	1:05.223	18.636	21.841	24.746	102.7	43:42.171	39	B	1:04.569	18.219	21.862	24.488	103.7	43:28.605
40	A	1:05.049	18.558	21.848	24.643	102.9	44:47.220	40	B	1:04.790	18.258	21.858	24.674	103.3	44:33.395
41	A	1:05.109	18.679	21.781	24.649	102.8	45:52.329	41	B	1:04.935	18.211	21.893	24.831	103.1	45:38.330
42	A	1:05.378	18.671	21.953	24.754	102.4	46:57.707	42	B	1:05.083	18.241	22.075	24.767	102.9	46:43.413
43	A	1:05.548	18.627	22.095	24.826	102.2	48:03.255	43	B	1:05.363	18.123	22.386	24.854	102.4	47:48.776
44	A	1:06.688	19.071	22.047	25.570	100.4	49:09.943	44	B	1:05.208	18.274	22.104	24.830	102.7	48:53.984
45	A	1:14.166	18.809	22.561	32.796	90.3	50:24.109	45	B	1:05.824	18.235	22.264	25.325	101.7	49:59.808
68	Luca Filippi							68	Luca Filippi						
NIO Formula E Team							NIO Formula E Team								
NextEV NIO Sport 003							NextEV NIO Sport 003								
1	A	1:35.088	20.810				1:35.088	1	A	1:35.088	20.810				1:35.088
2	A	1:26.395	22.203	36.938	27.254	77.5	3:01.483	2	A	1:26.395	22.203	36.938	27.254	77.5	3:01.483
3	A	1:08.241	19.224	22.788	26.229	98.1	4:09.724	3	A	1:08.241	19.224	22.788	26.229	98.1	4:09.724
4	A	1:08.166	19.051	22.785	26.330	98.2	5:17.890	4	A	1:08.166	19.051	22.785	26.330	98.2	5:17.890
5	A	1:09.016	19.275	22.987	26.754	97.0	6:26.906	5	A	1:09.016	19.275	22.987	26.754	97.0	6:26.906
6	A	1:11.517	19.414	23.680	28.423	93.6	7:38.423	6	A	1:11.517	19.414	23.680	28.423	93.6	7:38.423



FIA FORMULA E
CHAMPIONSHIP
2017-18



FIA Formula E Championship

Round 2 - Hong Kong ePrix

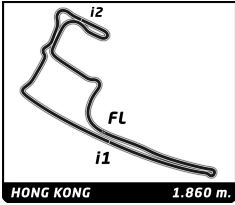
Race 2

Analysis

Official Timekeeper TAGHeuer

■ 200KW ■ Personal Best ■ Session Best ■ B Crossing the finish line in pit lane

Lap		Time	Sector 1	Sector 2	Sector 3	Kph	Elapsed	Lap	Time	Sector 1	Sector 2	Sector 3	Kph	Elapsed
7	A	1:22.424	20.287	23.500	38.637	81.2	9:00.847							
8	A	5:46.443 B	23.256	30.276	4:52.911	19.3	14:47.290							
9	A	1:13.658	26.188	22.538	24.932	90.9	16:00.948							
10	A	1:05.391	18.499	22.240	24.652	102.4	17:06.339							
11	A	1:05.196	18.476	21.848	24.872	102.7	18:11.535							
12	A	1:06.341	18.601	22.718	25.022	100.9	19:17.876							
13	A	1:05.479	18.691	22.042	24.746	102.3	20:23.355							
14	A	1:05.922	18.567	22.435	24.920	101.6	21:29.277							
15	A	1:06.215	18.706	22.276	25.233	101.1	22:35.492							
16	B	1:40.354 B	18.822	22.480	59.052	66.7	24:15.846							
17	B	1:16.038	25.032	25.834	25.172	88.1	25:31.884							
18	B	1:06.376	18.741	22.597	25.038	100.9	26:38.260							
19	B	1:06.325	18.841	22.310	25.174	101.0	27:44.585							
20	B	1:06.737	18.731	22.700	25.306	100.3	28:51.322							
21	B	1:05.811	18.677	22.272	24.862	101.7	29:57.133							
22	B	1:05.048	18.452	21.933	24.663	102.9	31:02.181							
23	B	1:04.754	18.389	21.686	24.679	103.4	32:06.935							
24	B	1:04.848	18.497	21.711	24.640	103.3	33:11.783							
25	B	1:04.904	18.432	21.831	24.641	103.2	34:16.687							
26	B	1:04.658	18.334	21.679	24.645	103.6	35:21.345							
27	B	1:04.622	18.448	21.580	24.594	103.6	36:25.967							
28	B	1:04.484	18.350	21.654	24.480	103.8	37:30.451							
29	B	1:04.414	18.387	21.439	24.588	104.0	38:34.865							
30	B	1:04.551	18.390	21.602	24.559	103.7	39:39.416							
31	B	1:04.409	18.376	21.494	24.539	104.0	40:43.825							
32	B	1:04.756	18.409	21.693	24.654	103.4	41:48.581							
33	B	1:04.751	18.497	21.593	24.661	103.4	42:53.332							
34	B	1:05.008	18.466	21.720	24.822	103.0	43:58.340							
35	B	1:04.457	18.354	21.516	24.587	103.9	45:02.797							
36	B	1:04.580	18.361	21.670	24.549	103.7	46:07.377							



Round 2 - Hong Kong ePrix

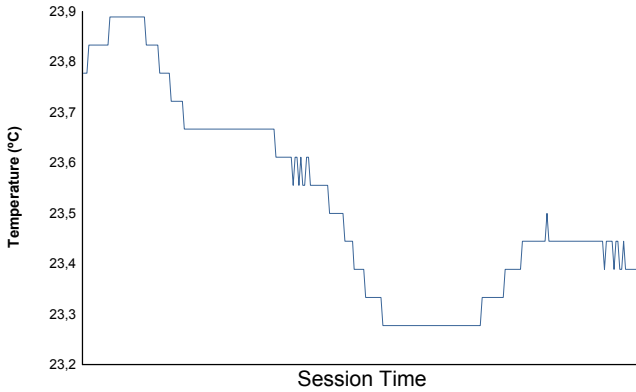
FIA Formula E Championship

Race 2

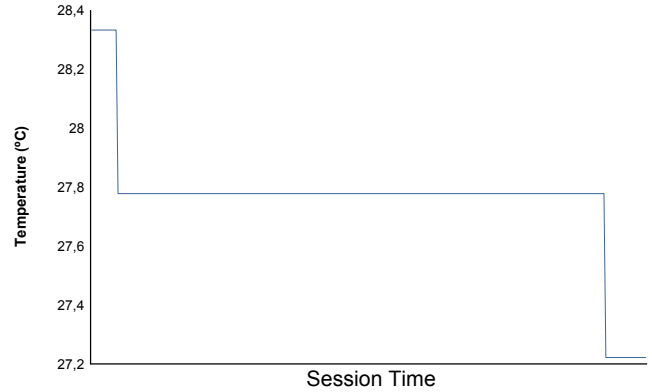
Weather Report

Official Timekeeper 

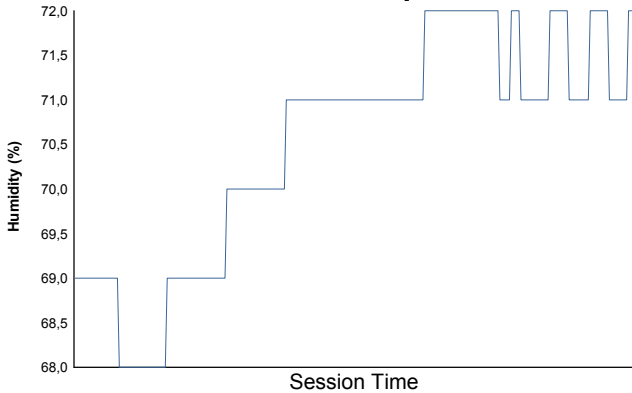
Air Temperature



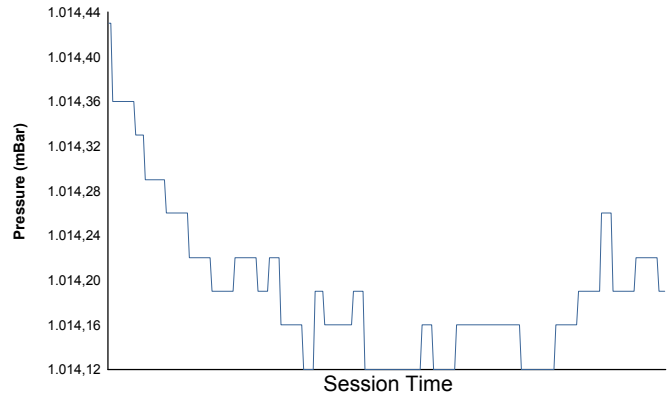
Track Temperature



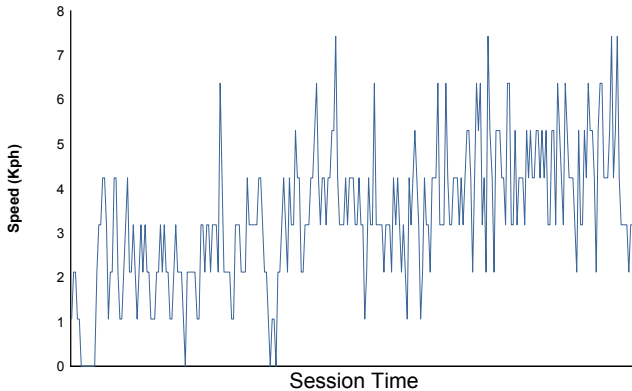
Humidity



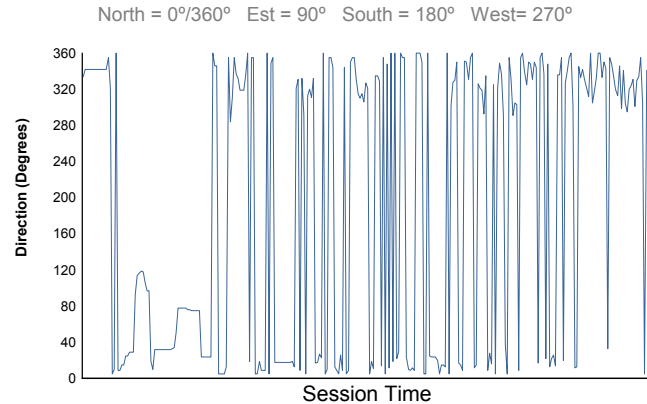
Pressure



Wind Speed



Wind direction



Track Status: **DRY**