

Berklee College of Music

2015-16

Interactive Factbook

[Click here to begin...](#)



CONTENTS

Navigating the Factbook

On the following pages, use the navigation bar on the top to move throughout the factbook



Students

All Students

Undergraduate
Students

Graduate
Students

Undergraduate
Programs

Graduate
Programs

Berklee Online

Selection,
Retention, and
Graduation

Entering
Undergraduates

Other Programs

Berklee City
Music

Summer
Programs

College Information

Faculty

Staff

Finance and
Tuition

Click on any green button to begin...

Welcome	Undergraduate Students	Graduate Students	Berklee City Music
Contents	Berklee Online	Graduate Programs	Faculty
	Undergraduate Programs	Select., Retent., and Grad.	Staff
All Students	Entering Undergraduates	Summer Programs	Finance & Tuition

ALL STUDENTS

Undergraduate		
Program	Location	Students
Bachelor of Music	Boston	3,941*
Professional Diploma		569
Total		4,510
*Includes 17 students enrolled in a post-bachelor's internship		

Berklee Online	
Program	Students
Bachelor of Professional Studies	602
Non-Degree Seeking	1,951
Total	2,553

Graduate		
Program	Location	Students
Master of Music	Boston	22
Master of Arts		13
Master of Music	Valencia	94
Master of Arts		31
Total		160



Welcome	Undergraduate Students	Graduate Students	Berklee City Music
Contents	Berklee Online	Graduate Programs	Faculty
	Undergraduate Programs	Select., Retent., and Grad.	Staff
All Students	Entering Undergraduates	Summer Programs	Finance & Tuition

UNDERGRADUATE STUDENTS

Location		
	Students	%
Boston	4510	88%
Online	602	12%
Total	5112	

Gender	
Male	67%
Female	33%


Student Type	
Full-time	84%
Part-time	16%

Living	On-Campus	24%
--------	-----------	-----

Diversity	
International	33%
Domestic	67%
White	54%
Hispanic/Latino	13%
Two or More Races	8%
Black or African American	8%
Asian American	6%
Native Hawaiian/Pacific Islander	1%
American Indian or Alaska Native	<1%
Race/Ethnicity Unknown	11%

Principal Instrument*	
Voice	28%
Guitar	24%
Piano	16%
Percussion/Drum Set	13%
Bass	7%
Woodwind	5%
String	5%
Brass	3%
*Berklee Online students do not declare a principal instrument	

See breakdown by program




Welcome	Undergraduate Students	Graduate Students	Berklee City Music
Contents	Berklee Online	Graduate Programs	Faculty
	Undergraduate Programs	Select., Retent., and Grad.	Staff
All Students	Entering Undergraduates	Summer Programs	Finance & Tuition


Berklee Online

Fall 2015*	
Total Students	2,553
United States	68%
International	32%
*includes degree students	



Entering Degree Seeking Students	
Bachelor of Professional Studies	411
Interdisciplinary Music Studies	28%
Music Production	27%
Music Business Program	19%
Music Comp for Film, TV, and Games	13%
Electronic Music Production and Sound Design	9%
Undeclared	1%
Dual Major	1%

Click to see breakdown for all Berklee Online students by program


Click to learn more about Berklee Online offerings


Welcome

Contents

All Students

Undergraduate Students

Berklee Online

Undergraduate Programs

Entering Undergraduates

Graduate Students

Graduate Programs

Select., Retent., and Grad.

Summer Programs

Berklee City Music

Faculty


Staff

Finance & Tuition

UNDERGRADUATE PROGRAMS

	Bachelor of Music	Diploma
Composition	2%	2%
Contemporary Writing & Production	11%	13%
Electronic Production and Design	5%	4%
Film Scoring	6%	7%
Jazz Composition	3%	5%
Music Business/Management	10%	1%
Music Education	2%	n/a
Music Production & Engineering	7%	3%
Music Therapy	4%	n/a
Performance	15%	22%
Professional Music	10%	9%
Songwriting	7%	4%

Bachelor of Professional Studies	
Electronic Production and Design	5%
Film Scoring	9%
Interdisciplinary Music Studies	17%
Music Business/Management	23%
Music Production & Engineering	41%
Songwriting	1%



Click to learn more about Berklee Undergraduate Programs

Welcome	Undergraduate Students	Graduate Students	Berklee City Music
Contents	Berklee Online	Graduate Programs	Faculty
	Undergraduate Programs	Select., Retent., and Grad.	Staff
All Students	Entering Undergraduates	Summer Programs	Finance & Tuition

ENTERING UNDERGRADUATE STUDENTS

Program			Diversity		Principal Instrument*	
	Location	Students	International	30%	Voice	31%
Bachelor of Music	Boston	866	Domestic	70%	Guitar	21%
Diploma		155	White	54%	Piano	15%
Bachelor of Professional Studies	Online	197	Hispanic/Latino	11%	Percussion/Drum Set	12%
Total		1,178	Black or African American	10%	Bass	7%
Entering Type			Two or More Races	5%	Woodwind	6%
First Semester	81%		Asian American	5%	String	5%
Transfer	19%		Native Hawaiian/Pacific Islander	1%	Brass	3%
High School GPA		Gender		American Indian/Alaska Native	*Berklee Online students do not declare a principal instrument	
3.5-4.0	40%	Male	67%	Race/Ethnicity Unknown		
3.0-3.49	35%	Female	33%			
2.5-2.99	18%					

Welcome	Undergraduate Students	Graduate Students	Berklee City Music
Contents	Berklee Online	Graduate Programs	Faculty
	Undergraduate Programs	Select., Retent., and Grad.	Staff
All Students	Entering Undergraduates	Summer Programs	Finance & Tuition

GRADUATE STUDENTS


Location		
Campus	Students	%
Boston	35	22%
Valencia	125	78%
Total	160	

Gender	
Male	64%
Female	36%

Berklee Alumni	
Berklee Alumni Enrolled	26%

Diversity	
International	53%
Domestic	47%
White	36%
Hispanic/Latino	12%
Black or African American	9%
Two or More Races	3%
Asian American	3%
American Indian or Alaska Native	1%
Native Hawaiian/Pacific Islander	0%
Race/Ethnicity Unknown	36%

Principal Instrument	
Piano	25%
Voice	20%
Guitar	18%
Percussion/Drum Set	14%
Bass	8%
String	8%
Woodwind	6%
Brass	2%

Click to see breakdown by graduate program


Welcome	Undergraduate Students	Graduate Students	Berklee City Music
Contents	Berklee Online	Graduate Programs	Faculty
	Undergraduate Programs	Select., Retent., and Grad.	Staff
All Students	Entering Undergraduates	Summer Programs	Finance & Tuition

GRADUATE PROGRAMS

Master of Music	
Contemporary Performance	
Production Concentration	20%
Global Jazz Concentration	14%
Music Production, Technology, & Innovation	22%
Scoring for Film, TV, and Video Games	17%

Graduation Rate	
Fall 2013 Cohort	98%
Fall 2014 Cohort	98%




Click to learn more about
Berklee Graduate
Programs

Master of Arts	
Global Entertainment & Music Business	19%
Music Therapy	8%

25

students participating in a
post-master's internship & fellowship

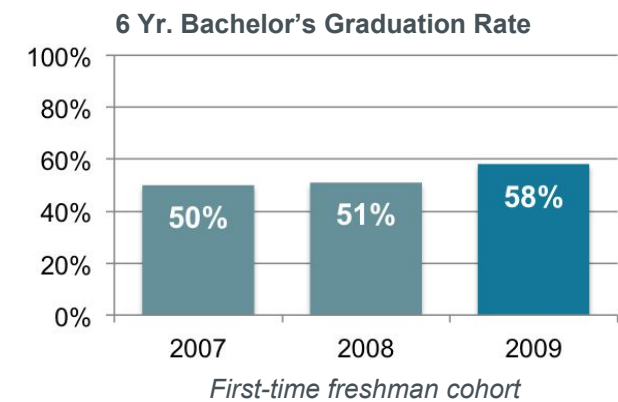


Welcome	Undergraduate Students	Graduate Students	Berklee City Music
Contents	Berklee Online	Graduate Programs	Faculty
	Undergraduate Programs	Select., Retent., and Grad.	Staff
All Students	Entering Undergraduates	Summer Programs	Finance & Tuition

SELECTION, RETENTION, & GRADUATION

Selection		
	Undergraduate	Graduate
Applications	9,334	619
Acceptance Rate	32%*	37%
Enrollment Rate	40%	69%

Undergraduate Retention & Graduation	
1 Yr. Retention Rate <i>Fall 2014 admission cohort</i>	85%
8 Yr. Overall Graduation Rate <i>Fall 2007 entering class (all students)</i>	55%



Degrees Awarded (2014-15 Academic year)	
Professional Music Diploma	92
Bachelor of Music or Professional Studies	831
Master of Music or Arts	143



*Acceptance rate includes first-time and transfer students

Welcome	Undergraduate Students	Graduate Students	Berklee City Music
Contents	Berklee Online	Graduate Programs	Faculty
	Undergraduate Programs	Select., Retent., and Grad.	Staff
All Students	Entering Undergraduates	Summer Programs	Finance & Tuition

SUMMER PROGRAMS

18 Programs

2,798 Students

Gender	
Male	58%
Female	42%

Origin	
Domestic	77%
International	23%



Click to learn more about
Berklee’s summer
programs for youths and
adults



Welcome	Undergraduate Students	Graduate Students	Berklee City Music
Contents	Berklee Online	Graduate Programs	Faculty
	Undergraduate Programs	Select., Retent., and Grad.	Staff
All Students	Entering Undergraduates	Summer Programs	Finance & Tuition

Berklee City Music

47

Member Programs

1,420

City Music Boston Students

28,153

City Music Network Students





Click to see the impact of
Berklee City Music



Welcome	Undergraduate Students	Graduate Students	Berklee City Music
Contents	Berklee Online	Graduate Programs	Faculty
	Undergraduate Programs	Select., Retent., and Grad.	Staff
All Students	Entering Undergraduates	Summer Programs	Finance & Tuition

Faculty

Faculty Type	
Boston	630
Valencia	62
Total	692

Status		
	Boston	Valencia
Full-time	40%	27%
Part-time	60%	73%

Gender		
	Boston	Valencia
Male	70%	85%
Female	30%	15%

*All numbers exclude teachers/facilitators in Berklee Online and City Music

Diversity		
	Boston	Valencia
International		
Non Residents	7%	77%
Permanent Residents	1%	n/a
Domestic		
White	79%	79%
Black or African American	10%	0%
Hispanic/Latino	4%	7%
Asian American	3%	7%
Two or More Races	<1%	0%
American Indian or Alaska Native	<1%	7%
Native Hawaiian/Pacific Islander	0%	0%
Race/Ethnicity Unknown	4%	0%

Welcome	Undergraduate Students	Graduate Students	Berklee City Music
Contents	Berklee Online	Graduate Programs	Faculty
	Undergraduate Programs	Select., Retent., and Grad.	Staff
All Students	Entering Undergraduates	Summer Programs	Finance & Tuition

STAFF

680 Staff Members

Staff Type	
Full-time	90%
Part-time	10%

Gender	
Male	58%
Female	42%



Diversity*	
International	
Non Residents	2%
Permanent Residents	6%
Domestic	
White	75%
Hispanic/Latino	8%
Black or African American	8%
Asian American	3%
Two or More Races	1%
American Indian or Alaska Native	<1%
Native Hawaiian/Pacific Islander	0%
Race/Ethnicity Unknown	3%
*Diversity numbers do not include staff in Valencia	

Welcome	Undergraduate Students	Graduate Students	Berklee City Music
Contents	Berklee Online	Graduate Programs	Faculty
	Undergraduate Programs	Select., Retent., and Grad.	Staff
All Students	Entering Undergraduates	Summer Programs	Finance & Tuition

FINANCE & TUITION

Program Costs (2015-2016)		
	Undergraduate	Graduate (total program cost)
Tuition & Fees	\$41,398	\$41,000- \$46,000*
Room & Board	\$18,000	n/a
Total cost	\$59,398	\$41,100- \$47,500*
*Graduate tuition varies by campus		
Berklee Online	\$1,449 per course	

Financial Aid		
	Undergraduate	Graduate
Number of Aid Recipients	3,116	77
Number of Pell Recipients (Domestic Only)	980	n/a
Number of Institutional Aid Recipients	2,448	60
Average Aid Package	\$14,893	\$29,796
Berklee's Average Contribution	\$9,602	\$11,197

College Finance	
FY 2016 Operating Budget	\$237,760,000 as of November 30, 2015
FY 2016 Spending Per FTE	\$50,319.58