


# MEDIA INFORMATION



**12.29.17**

 **Bank of America Stadium** 

**1:00PM**

# TABLE OF CONTENTS



## Charlotte Sports Foundation

1447 South Tryon Street, Suite 300

Charlotte, NC 28203

(704) 644-4047 phone

[www.belkbowl.com](http://www.belkbowl.com)

1	.....Table of Contents
2	.....Schedule of Events/ Quick Facts/ Key Locations
3	.....Charlotte Sports Foundation
4-5	.....Wake Forest University
6-7	.....Team Rosters
8-9	.....Texas A&M University
10-11	.....Bowl History - 2002 Virginia 48, #15West Virginia 22
12-13	.....Bowl History - 2003 Virginia 23, Pittsburgh 16
14-15	.....Bowl History - 2004 #25Boston College 37, North Carolina 24
16-17	.....Bowl History - 2005 NC State 14, South Florida 0
18-19	.....Bowl History - 2006 #23Boston College 25, Navy 24
20-21	.....Bowl History - 2007 Wake Forest 24, UConn 10
22-23	.....Bowl History - 2008 West Virginia 31, North Carolina 30
24-25	.....Bowl History - 2009 Pittsburgh 19, North Carolina 17
26-27	.....Bowl History - 2010 South Florida 31, Clemson 26
28-29	.....Bowl History - 2011 NC State 31, Louisville 24
30-31	.....Bowl History - 2012 Cincinnati 48, Duke 34
32-33	.....Bowl History - 2013 North Carolina 39, Cincinnati 17
34-35	.....Bowl History - 2014 #13Georgia 37, #20Louisville 14
36-37	.....Bowl History - 2015 Mississippi State 51, NC State 28
38-39	.....Bowl History - 2016 #18Virginia Tech 35, Arkansas 24
40-44	.....Individual Records
45	.....Scoring Records
46-47	.....Team Records
47	.....Head Coaching Results/ Conference Results
48	.....Jerry Richardson MVP Award

### Credits:

The 2017 Belk Bowl Media Guide was created and edited by Frank Kay, Director of Media Relations, with assistance from the bowl staff and the Wake Forest & Texas A&M sports information offices. Photos provided by - school sports information offices, Belk, Inc. and bowl archives (Jeff Williams Photography, Fred Rose, Allen King, Jane Edwards and Frank Kay). Cover by Luv-Munkay Design.





# SCHEDULE OF EVENTS

## TUESDAY, DECEMBER 26

**Teams' Outing to Charlotte Motor Speedway ....Wake Forest arrives at 10:15 a.m., Texas A&M arrives at 11:15 a.m.**  
A highly unique and exciting experience for the teams. All participants will be given a three-lap ride-along with a driver from the Richard Petty Driving Experience. In addition, the head coaches will be presented with a special souvenir. Truly a great photo opportunity for the media.

## WEDNESDAY, DECEMBER 27

**Teams visit to Second Harvest Food Bank.....Texas A&M 9:45 - 10:30 a.m., Wake Forest 10:45 - 11:30 a.m.**  
Select members of each team will spread holiday cheer by handing out food to those in need.

**Team Shopping Spree at Belk (SouthPark Mall) .....Texas A&M 6:00 – 7:30 p.m., Wake Forest 8:00 – 9:30 p.m.**  
Team will have the opportunity to pick their own bowl gifts as they will visit the flagship Belk store in SouthPark.

## THURSDAY, DECEMBER 28

**Media Day presented by Fuel Pizza (Charlotte Convention Center) .....10:00 – 11:30 a.m.**  
The official media function and last interview opportunities with head coaches and select players prior to the game.

**Belk Bowl Fan Central (EpiCentre) .....7:00 - 11:00 p.m.**  
The official fan party of the Belk Bowl, EpiCentre will be THE place to be the night before the game. In addition to restaurants, bars, and other attractions, the main courtyard will host cheerleaders, bands, and mascots to get fans ready for the big game.

## FRIDAY, DECEMBER 29

**Belk Bowl FanFest (Outside Bank of America Stadium).....10:00 a.m. – 12:00 p.m.**  
A fan favorite, the Belk Bowl FanFest offers the perfect combination of family fun, great food and entertainment with live musical acts, interactive games, face painting, official bowl and school merchandise sales. Cheerleaders and pep bands are sure to stir school spirit. **Scotty McCreery** will headline the event.

**Belk Bowl Kickoff .....1:00 p.m.**

## QUICK FACTS

Name .....Belk Bowl  
Date & Time .....Friday, Dec. 29, 2017, 1:00 p.m.  
Teams .....Wake Forest (7-5) vs. Texas A&M (7-5)  
Location .....Bank of America Stadium  
Charlotte, N.C.  
Title Sponsor .....Belk, Inc.  
Game Operator .....Charlotte Sports Foundation  
Executive Director .....Will Webb

Television .....ESPN  
Jason Benetti (Play by Play)  
Kelly Stouffer (Analyst)  
Kris Budden (Sideline)  
Radio .....ESPN Radio  
Matt Schick (Play by Play)  
Mike Golic, Jr. (Analyst)  
Roddy Jones (Sideline)

# MEDIA NOTES



## TEAM PRACTICE INFORMATION

**Wake Forest will be practicing at:  
Charlotte Latin School  
9502 Providence Rd. (704) 846-1100**

<u>Date</u>	<u>Practice Time</u>	<u>Media</u>
Tues., Dec. 26	1:30 - 3:30 p.m.	Closed
Wed., Dec. 27	12:50 - 2:50 p.m.	Closed
Thurs., Dec. 28	1:05 - 2:20 p.m.	Closed

All times subject to change

Media interviews will be after practice at Charlotte Latin on Dec. 26th and Dec. 27th.

All interview requests should be directed in advance to Wake Forest SID Steve Shutt at (336) 970-7512.

**Texas A&M will be practicing at:  
Charlotte Country Day School  
1440 Carmel Rd. (704) 943-4500**

<u>Date</u>	<u>Practice Time</u>	<u>Media</u>
Tues., Dec. 26	4:45 p.m.	First 15 minutes
Wed., Dec. 27	1:45 p.m.	Closed
Thurs., Dec. 28	2:45 p.m.	Closed

All times subject to change

Practice will be open to media on Dec. 26 for the first 15 minutes. Coach Banks will be available for a media scrum 15 minutes prior to practice at Charlotte Country Day (4:30 p.m.)

All interview requests should be directed to Texas A&M Football SID Alan Cannon at (979) 777-4200.

## DIRECTIONS TO PRACTICE SITES FROM UPTOWN

**To Charlotte Latin School -  
9502 Providence Rd. (704) 846-1100**

Go south on S. Tryon St.  
Take left on E. Morehead St. heading east.  
Stay on E. Morehead St. approximately 10 miles  
(E. Morehead St. turns into Queens Rd and then  
Providence Road) No turns, street name changes.  
Cross Hwy. 51 (Pineville-Matthews Rd.)  
Charlotte Latin School will be 1.6 miles on right.

**To Charlotte Country Day School -  
1440 Carmel Rd. (704) 943-4500**

Go south on S. Tryon St.  
Take left on E. Morehead St. heading east.  
Stay on E. Morehead St. approximately 8 miles  
(E. Morehead St. turns into Queens Rd and then  
Providence Road) No turns, street name changes.  
Turn Right onto Sardis Rd. (2 1/2 miles)  
Pass Carmel Rd. and Country Day is on left corner.  
Go past school, make u-turn and turn right into  
school drive to parking lot.

## KEY LOCATIONS

Bank of America Stadium .....Belk Bowl  
800 S. Mint St., 28202 (704) 358-7000

Marriott City Center .....Media Hotel  
100 W. Trade St., 28202 (704) 333-9000

The Westin .....Wake Forest Team Hotel  
601 S. College St., 28202 (704) 375-2600

Hilton Charlotte Center City .....Texas A&M Team Hotel  
222 E. 3rd St., 28202 (704) 377-1500

Belk SouthPark .....Site of Team Shopping Sprees  
4400 Sharon Rd., 28211 (704) 364-4251

Charlotte Motor Speedway .....Site of Team Trip  
5555 Concord Pkwy S., Concord, NC 28027 (704) 455-3200

Charlotte Convention Center.....Site of Media Day  
501 S. College St., 28202 (704) 339-6000



# HOW IT CAME TO BE...

A sellout crowd of 73,535, two upstart teams and packed hotels and restaurants contributed to a vibrant Uptown Charlotte in December of 2002.

In addition to a rocking Bank of America Stadium, more than 45,000 fans attended the Uptown Street Festival and Pep Rally. The start-up of the Belk Bowl was a true success story.

Staging a major college football bowl game in Charlotte was not possible prior to 1996, as a large, first-class facility was not available. That changed with the opening of the state-of-the-art Bank of America Stadium, home to the Carolina Panthers of the NFL. Built by the Richardson family, owners of the Panthers, and considered the gem of new stadiums, Bank of America Stadium provided the city with a venue to host top-tier sporting events.

With a facility in place in the city, Raycom Sports began exploring possible options for collegiate events to be held in Charlotte. The number of universities from the Atlantic Coast Conference that are within a short driving distance to Charlotte made ACC schools the most logical participants.

Raycom brought Division-1A college football to Charlotte in the form of the Carolinas Clash in 1996 (and 2004), featuring NC State and East Carolina, and a two-year series between North Carolina and NC State in 1998 and 1999. They were all played at Bank of America Stadium.

Raycom also had significant experience in the college bowl business. It had provided sales and marketing experience for a number of different bowl games. Raycom also founded and operated the Sunshine Football Classic in Ft. Lauderdale for eleven years. The game was moved to Orlando and is currently the Champs Sports Bowl.

Ken Haines, President & CEO of Raycom Sports, envisioned a major college bowl game in Charlotte at Bank of America Stadium. He met with several business and community leaders in Charlotte, garnering local support for a NCAA bowl bid for the Queen City. Mayor Pat McCrory and other community leaders quickly offered assistance, and the Richardson family made their facility available.

The first step was receiving NCAA certification for a postseason bowl game. The NCAA had a moratorium on



new bowl games, capping the number of games at 26. But on June 21, 2001, Haines had received word that one of the existing games might not return in 2002, creating a possible opening for Charlotte. Haines called a Raycom staff meeting and within two days a formal application package was delivered to the NCAA Bowl Certification Committee in Indianapolis. If the certification was approved, the ACC and Big East Conference agreed to sup-

ply participating teams.

The bowl effort got off to an auspicious start as Haines was scheduled to make the formal Charlotte presentation at the committee at the Hyatt Regency Hotel in Philadelphia on the morning of September 11, 2001. After landing that morning, he watched on television as the day's tragic events unfolded and at 10:45 a.m. informed an unsuspecting group of college athletic directors and NCAA staff members of the attacks on America. After a few brief comments, the meeting was cancelled and it wasn't until eight months later, on Wednesday, May 1, 2002 at the NCAA meetings in San Antonio, that he was able to give a full presentation to the Certification Committee.

On Thursday, May 2, 2002, the NCAA Bowl Certification Committee formally granted approval to Raycom Sports for a new bowl game to be played in Charlotte.



On Sunday, December 8, Virginia and West Virginia officially accepted invitations to play in the inaugural game, pitting the #2 team from the ACC against the #2 team from the Big East. Less than one week later, on Saturday, December 14, the game was completely sold out. A crowd of 73,535 packed Bank of America Stadium. It is believed to be the fastest sellout of a first year bowl game in history.

In addition, Bank of America Stadium and the city of Charlotte played host to the largest non-BCS crowd of the bowl season, and the second-most attended inaugural bowl game in NCAA history.

In January 2010, the ownership of the game was transferred to the Charlotte Sports Foundation, a non-profit corporation that also manages the Dr Pepper ACC Football Championship in Charlotte. Will Webb oversees both games as Executive Director for CSF.



# CHARLOTTE SPORTS FOUNDATION



**Executive Director**  
**Will Webb**

The Charlotte Sports Foundation is a 501(c)(3) created in 2013 to provide leadership for sports-based initiatives that enhance the economy and quality of life in the Charlotte region. CSF provides unique events and business opportunities around professional, collegiate and amateur sporting events, highlighted by the annual Belk Bowl, as well as, regular season football games between West Virginia University and the University of Tennessee (2018), the Universities of North Carolina and South Carolina (2019 & 2023), the University of Notre Dame and Wake Forest University (2020), and East Carolina University and Appalachian State University (2021).

These efforts are intended to create a positive economic impact in the region, as well as to enhance the quality of life.

The organization's board of directors is comprised of regional business, industry and civic leaders who have a track record of bringing sports and economic development to the area.

Fans can visit the local organizing committee's official website, [www.charlottesports.org](http://www.charlottesports.org), for more information about the games and events in the city of Charlotte.

**Will Webb**  
**Executive Director**

**Will Pitts**  
**Associate Executive Director**

**Angela Davis**  
**Director of Ticket Operations**

**Jason Lowman**  
**Director of Ticket Sales**

**Kristen Robinson**  
**Director of Administration**

**Ben Kenna**  
**Ticketing Intern**

**Will Lawson**  
**Operations & Sponsorship Support Intern**

**Shannon O'Connell**  
**Operations & Sponsorship Support Intern**

## BOARD OF DIRECTORS

**Kendall Alley**, Wells Fargo

**Wes Beckner**, BB&T

**Derick Close**, Springs Creative

**Mike Crum**, CRVA

**Dena Diorio**, Mecklenburg County

**Sheldon Francis**, Barings

**Johnny Harris**, Lincoln Harris

**Ron Kimble**, City of Charlotte

**Luke Kissam**, Albemarle Corp.

**Steve Luquire**, Luquire George  
Andrews

**Jason Mengel\***, PGA Championship

**Bob Morgan**, Charlotte Chamber

**Jim Murphy**, Davidson College

**Tom Murray**, CRVA

**Scott Paul**, Carolina Panthers

**Jon Pollack**, Belk Bowl

**Jimmy Rayburn**, Raycom Sports

**Judy Rose**, Charlotte 49ers Athletics

**Mark Schuler**, Accenture

**Andrea Smith**, Bank of America

**Marcus Smith**, Charlotte Motor  
Speedway

**Will Webb**, Charlotte Sports  
Foundation

**Ed Weisiger**, Carolina Tractor

**Fred Whitfield**, Charlotte Hornets

**Steve Young**, Duke Energy

\*ex officio



# WAKE FOREST

## Quick Facts

Name: .....Wake Forest University  
 Location: .....Winston-Salem, North Carolina  
 Founded: .....1834  
 President: .....Dr. Nathan O. Hatch  
 Athletic Director: .....Ron Wellman  
 Enrollment: .....5,102 undergraduate  
 Nickname: .....Demon Deacons  
 Colors:.....Old Gold and Black  
 Bowl Record: .....7-4



## 2017 Results

<u>Date</u>	<u>Opponent</u>	<u>Score</u>
Aug. 31	PRESBYTERIAN	W, 51-7
Sept. 9	at Boston College*	W, 34-10
Sept. 16	UTAH STATE	W, 46-10
Sept. 23	at App State	W, 20-19
Sept. 30	FLORIDA STATE*	L, 19-26
Oct. 7	at Clemson*	L, 14-28
Oct. 21	at Georgia Tech*	L, 24-38
Oct. 28	LOUISVILLE*	W, 42-32
Nov. 4	at Notre Dame	L, 37-48
Nov. 11	at Syracuse*	W, 64-43
Nov. 18	NC STATE*	W, 30-24
Nov. 25	DUKE*	L, 23-31

**Record: 7-5 overall, 4-4 ACC \* (T-3rd, Atlantic)**

## Head Coach DAVE CLAWSON



## CLAWSON'S HEAD COACHING RECORD

<u>Year</u>	<u>School</u>	<u>W</u>	<u>L</u>	<u>Bowl</u>
1999	Fordham	0	11	
2000	Fordham	3	8	
2001	Fordham	7	4	
2002	Fordham	10	3	FCS QF
2003	Fordham	9	3	
2004	Richmond	3	8	
2005	Richmond	9	4	FCS QF
2006	Richmond	6	5	
2007	Richmond	11	3	FCS Semi
2009	Bowling Green	7	6	Humanitarian
2010	Bowling Green	2	10	
2011	Bowling Green	5	7	
2012	Bowling Green	8	5	Military
2013	Bowling Green	10	3	Little Caesars
2014	Wake Forest	3	9	
2015	Wake Forest	3	9	
2016	Wake Forest	7	6	Military
2017	Wake Forest	7	5	Belk
<b>Overall</b>		<b>110</b>	<b>109</b>	<b>5 Bowls</b>

## COACHING STAFF

Kevin Higgins .....	Assistant HC/Wide Receivers
Warren Ruggiero.....	Offensive Coordinator/QB
Jay Sawvel.....	Defensive Coordinator/CB
John Hunter.....	Running Backs
Wayne Lineburg.....	Special Teams Coordinator/TE
Nick Tabacca .....	Offensive Line
Dave Cohen.....	Defensive Line
Lyle Hemphill .....	Safeties
Brad Sherrod.....	Linebackers
Stephen Bravo-Brown .....	Graduate Assistant (Off.)
Kevin Reihner .....	Graduate Assistant (Off.)
Seth Payne .....	Graduate Assistant (Def.)
Greg Jones.....	Graduate Assistant (Def.)

# DEMON DEACONS



## DEPTH CHART

### OFFENSE

Pos	No	Name	Ht, Wt, Yr
QB	10	John Wolford	6-1, 200, Sr.
	2	Kendall Hinton	6-0, 195, r-So.
	12	Jamie Newman	6-4, 235, r-Fr.
RB	22	Matt Colburn II	5-10, 200, Jr.
	5	Arkeem Byrd	6-1, 190, r-Fr.
	36	Cade Carney	5-11, 215, So.
WR	21	Isaiah Robinson	5-10, 220, r-Jr.
	7	Scotty Washington	6-5, 225, r-So.
	15	Cortez Lewis	6-1, 205, r-Jr.
WR	1	Tabari Hines	5-10, 175, Jr.
	88	Steven Claude	6-2, 195, r-So.
	9	Chuck Wade, Jr.	6-0, 200, Jr.
TE	17	Alex Bachman	6-0, 190, Jr.
	85	Cam Serigne	6-3, 240, r-Sr.
	86	Jack Freudenthal	6-3, 230, r-So.
LT	41	Devin Pike	6-6, 250, Sr.
	75	Justin Herron	6-5, 290, r-Jr.
	60	Taleni Suhren	6-5, 290, r-Fr.
LG	74	Phil Haynes	6-4, 305, r-Jr.
	79	Sean Maginn	6-3, 280, Fr.
C	70	Ryan Anderson	6-6, 305, r-Jr.
	71	Nathan Gilliam	6-5, 290, r-So.
	68	Patrick Osterhage	6-4, 290, r-Jr.
RG	58	Tyler Watson	6-5, 290, r-Fr.
	73	Jake Benzinger	6-7, 295, r-So.
	63	Je'Vionte' Nash	6-3, 285, r-Fr.

### DEFENSE

Pos	No	Name	Ht, Wt, Yr
DE	53	Duke Ejiofor	6-4, 275, r-Sr.
	18	Carlos Basham, Jr.	6-5, 275, r-Fr.
	54	Elontae Bateman	6-2, 290, r-Fr.
DT	-or- 93	Zeek Rodney	6-1, 305, r-Jr.
	56	Deon Young	6-1, 315, Gr.
	48	Willie Yarbary	6-2, 285, r-Jr.
DT	90	Sulaiman Kamara	6-2, 290, r-Fr.
	14	Wendell Dunn	6-3, 250, r-Sr.
	51	Chris Calhoun	6-4, 250, Jr.
BUCK	6	Jaboree Williams	6-0, 245, Sr.
	23	Justin Strnad	6-3, 230, r-So.
	50	Grant Dawson	6-1, 225, r-Sr.
MIKE	35	Nate Mays	6-1, 225, r-So.
	34	Demetrius Kemp	6-1, 220, r-Jr.
	30	Ja'Cquez Williams	6-2, 210, r-Fr.
CB	4	Amari Henderson	6-1, 185, r-So.
	24	Ja'Sir Taylor	5-10, 180, Fr.
	2	Cameron Glenn	6-1, 200, r-Jr.
FS	37	Thomas Dillon	5-10, 180, r-Jr.
	3	Jessie Bates III	6-2, 195, r-So.
	12	Luke Masterson	6-2, 210, r-Fr.
CB	21	Essang Bassey	5-10, 185, So.
	13	Malik Grate	6-0, 170, r-Fr.

### SPECIAL TEAMS

Pos	No	Name	Ht, Wt, Yr
PK	7	Mike Weaver	6-1, 190, r-Sr.
	48	Dom Maggio	6-3, 185, So.
KO	7	Mike Weaver	6-1, 190, r-Sr.
	48	Dom Maggio	6-3, 185, So.
P	48	Dom Maggio	6-3, 185, So.
	7	Mike Weaver	6-1, 190, r-Sr.
H	48	Dom Maggio	6-3, 185, So.
	10	John Wolford	6-1, 200, Sr.
PR	3	Jessie Bates III	6-2, 195, r-So.
	17	Alex Bachman	6-0, 190, Jr.
KR	9	Chuck Wade	6-0, 200, Jr.
	17	Alex Bachman	6-0, 190, Jr.
LS	52	Dayton Diemel	5-10, 215, So.
	15	Garrett Wilson	6-3, 210, Jr.

r - redshirt

### 2017 STATISTICS

<u>TOTAL OFFENSE</u>			<u>G</u>	<u>Play</u>	<u>Rush</u>	<u>Pass</u>	<u>Total</u>	<u>Avg</u>	
John Wolford	11	450	615	2792	3407	309.7			
Matt Colburn II	12	145	754	0	754	62.8			
Kendall Hinton	5	93	190	399	589	117.8			
<u>PASSING</u>			<u>G</u>	<u>Comp-Att-Int</u>	<u>Pct</u>	<u>Yds</u>	<u>TD</u>	<u>Avg</u>	
John Wolford	11	207-325-6			63.7	2792	25	253.8	
Kendall Hinton	5	27-47-0			57.4	399	4	79.8	
<u>RUSHING</u>			<u>G</u>	<u>Rush</u>	<u>Yards</u>	<u>Avg</u>	<u>TD</u>	<u>LP</u>	<u>Avg/G</u>
Matt Colburn II	12	145	754	5.2	6	76	62.8		
John Wolford	11	125	615	4.9	10	33	55.9		
Arkeem Byrd	10	74	378	5.1	1	59	37.8		
<u>RECEIVING</u>			<u>G</u>	<u>Rec</u>	<u>Yards</u>	<u>Avg</u>	<u>TD</u>	<u>LP</u>	<u>Avg/G</u>
Greg Dortch	8	53	722	13.6	9	52	90.2		
Tabari Hines	12	45	625	13.9	5	44	52.1		
Scotty Washington	12	36	573	15.9	2	47	47.8		
Cam Serigne	12	35	444	12.7	8	45	37.0		
<u>SCORING</u>			<u>TD</u>	<u>FG</u>	<u>2x</u>	<u>PAT</u>	<u>Pts</u>		
Mike Weaver	0	19-22	0-0	45-49	102				
John Wolford	10	0-0	0-1	0-0	60				
Greg Dortch	9	0-0	0-0	0-0	54				
<u>PUNTING</u>			<u>No</u>	<u>Yd</u>	<u>Avg</u>	<u>LP</u>	<u>Blocked</u>		
Dom Maggio	64	2807	43.9	74	1				
			<u>PUNT</u>			<u>KICK</u>			
<u>RETURNS</u>			<u>No</u>	<u>Yds</u>	<u>Avg</u>	<u>No</u>	<u>Yds</u>	<u>Avg</u>	
Greg Dortch	20	162	8.1	18	397	22.1			
Jessie Bates III	7	102	14.6	1	0	0.0			
Chuck Wade, Jr.				10	241	24.1			
<u>DEFENSIVE</u>			<u>UT</u>	<u>AT</u>	<u>Total</u>	<u>TFL</u>	<u>Sacks</u>		
Cameron Glenn	60	28	88	3.0-10	0-0				
Grant Dawson	54	30	84	10.5-39	2.5-18				
Jaboree Williams	51	23	74	13.0-33	2.5-14				
<u>INTERCEPTIONS</u>			<u>No</u>	<u>Yds</u>	<u>Avg</u>	<u>TD</u>	<u>LP</u>		
Essang Bassey	3	30	10.0	1	30				
Justin Strnad	3	44	14.7	0	22				
Amari Henderson	2	0	0.0	0	0				
Cameron Glenn	2	16	8.0	0	16				
<u>TEAM STATISTICS</u>					<u>WF</u>	<u>OPP</u>			
Scoring					404	316			
Points Per Game					33.7	26.3			
First Downs					265	281			
Rushing Yards					2,210	2,300			
Rushing Attempts					489	516			
Passing Yards					3,199	3,031			
Comp-Att-Int					236-377-7	254-589-13			
Total Offense					5,409	5,331			
Avg Yards Per Game					450.8	444.2			
Fumbles-Lost					13-4	21-5			
Penalties-Yards					65-499	55-492			
3rd Down Conv/Pct					68-173/39%	84-211/40%			
Touchdowns Scored					50	38			





# WAKE FOREST

## NUMERICAL ROSTER

No.	Name	Pos.
1	Tabari Hines	WR
2	Cameron Glenn	DB
2	Kendall Hinton	QB
3	Jessie Bates III	DB
4	Amari Henderson	DB
5	Arkeem Byrd	RB
6	Jaboree Williams	LB
7	Scotty Washington	WR
7	Mike Weaver	PK/P
9	Chuck Wade, Jr.	WR
10	John Wolford	QB
11	Kyle Driscoll	QB
12	Luke Masterson	DB
12	Jamie Newman	QB
13	Tayvon Bowers	QB
13	Malik Grate	DB
14	Sage Surratt	WR
14	Wendell Dunn	DL
15	Garrett Wilson	LS
15	Cortez Lewis	WR
17	Alex Bachman	WR
17	Traveon Redd	DB
18	Matthew Considine	QB
18	Carlos Basham, Jr.	DL
20	Coby Davis	DB
20	Tyler Bell	RB
21	Isaiah Robinson	RB
21	Essang Bassey	DB
22	Matt Colburn II	RB
22	Brandon Chapman	TE
23	Justin Strnad	LB
24	Ja'Sir Taylor	DB
25	James Sriraman	WR
26	Christian Beal	RB
27	Tyriq Hardimon	DB
28	Willy Bemiss	WR
28	Christopher Pearcey	DB
29	DeAndre' Delaney	DB
30	Ja'Cquez Williams	LB
32	Jeff Burley	LB
34	Will Drawdy	RB
34	Demetrius Kemp	LB
35	Nate Mays	LB
36	Cade Carney	RB
37	Thomas Dillon	DB
38	Zander Zimmer	DL
39	Keegan Good	DB
40	Justin Bartee	DB
41	Devin Pike	TE
42	Jake Simpson	LB
43	Connor Miller	TE
44	LaRonde' Liverpool	TE
44	Kalin McNeil	LB
45	Paris Black	DL
46	DJ Taylor	LB
48	Willie Yarbary	P/PK
48	Dom Maggio	P/PK
49	Trey Ndlovu	RB
50	Grant Dawson	LB
51	Chris Calhoun	DL
52	Dayton Diemel	LS
53	Duke Ejiofor	DL
54	Elontae Bateman	DL
55	A'Lique Terry	OL
56	Spencer Clapp	OL
56	Deon Young	DL
58	Chase Monroe	LB
58	Tyler Watson	OL
59	Loic Nya	OL
60	Taleni Suhren	OL
63	Je'Vionte' Nash	OL
65	Zach Tom	OL
66	Goran Jovanovic	OL
68	Patrick Osterhage	OL
70	Ryan Anderson	OL
71	Nathan Gilliam	OL
72	Tyler Williams	DL
73	Jake Benzinger	OL
74	Phil Haynes	OL
75	Justin Herron	OL
76	Allan Rappleyea	OL
79	Sean Maginn	OL
80	Waydale Jones	WR
81	Ian Driscoll	WR
82	Jaquarii Roberson	WR
83	Davis Johnson	WR
84	Jaren Lubrano	TE
85	Cam Serigne	TE
86	Jack Freudenthal	TE
87	Thomas Cole	TE
88	Zach Murphy	PK/P
88	Steve Claude	WR
89	Greg Dortch	WR
90	Sulaiman Kamara	DL
91	Mike Allen	DL
92	Adam Winter	DL
93	Zeek Rodney	DL
94	Manny Walker	DL
95	Connor Hebbeler	DL
96	Jack Rielly	ROV
97	Ben Brown	PK
99	Augustus Fortune	LB

## WAKE FOREST DEMON DEACONS

No.	Name	Pos.	Ht.	Wt.	Yr.	Hometown/ High School/ Previous School
91	Mike Allen	DL	6-5	235	Fr.	Sugar Hill GA/Lanier
70	Ryan Anderson	OL	6-6	305	r-Jr.	Raleigh, NC/The Hun School (NJ)
17	Alex Bachman	WR	6-0	190	Jr.	Westlake Village, CA/Oaks Christian
40	Justin Bartee	DB	5-10	210	Fr.	Vienna, VA/Oakton
18	Carlos Basham, Jr.	DL	6-5	275	r-Fr.	Roanoke, VA/Northside
21	Essang Bassey	DB	5-10	185	So.	Columbus, GA/Columbus
54	Elontae Bateman	DL	6-2	290	r-So.	Memphis, TN/Ridgeway
3	Jessie Bates III	DB	6-2	195	r-So.	Fort Wayne, IN/Snyder
26	Christian Beal	RB	5-10	180	Fr.	Winston-Salem, NC/East Forsyth
20	Tyler Bell	RB	5-11	210	Jr.	Mobile, AL/Faith Academy
28	Willy Bemiss	WR	5-11	180	Fr.	Richmond, VA/St. Christopher's
73	Jake Benzinger	OL	6-7	295	r-So.	Williamston, MA/Mt Greylock
45	Paris Black	DL	6-3	255	r-So.	Fayetteville, NC/Terry Sanford
13	Tayvon Bowers	QB	6-1	225	Fr.	Harrisburg, PA/Bishop McDevitt
97	Ben Brown	PK	6-2	170	r-So.	Chevy Chase, MD/Bullis
32	Jeff Burley	LB	6-2	230	Fr.	Jackson, GA/Jackson
5	Arkeem Byrd	RB	6-1	190	r-Fr.	Savannah, GA/Jenkins
51	Chris Calhoun	DL	6-4	250	Jr.	Alpharetta, GA/Centennial
36	Cade Carney	RB	5-11	215	So.	Advance, NC/Davidson Day
23	Brandon Chapman	TE	6-5	250	r-Fr.	Grove City, OH/Grove City
56	Spencer Clapp	OL	6-6	280	Fr.	Gibsonville, NC/Eastern Guilford
88	Steve Claude	WR	6-2	195	r-So.	Miami, FL/Champagnat Catholic
22	Matt Colburn II	RB	5-10	200	Jr.	Irmo, SC/Dutch Fork
87	Thomas Cole	TE	6-5	250	r-Fr.	Wellsburg, WV/Brooke
18	Matthew Considine	QB	6-6	195	Fr.	St. Augustine, FL/St. Joseph
20	Coby Davis	DB	5-11	185	Fr.	Upper Marlboro, MD/Maret School
50	Grant Dawson	LB	6-1	225	r-Sr.	Winston-Salem, NC/Reagan
29	DeAndre' Delaney	DB	6-3	210	r-Fr.	Morristown, TN/Morristown West
52	Dayton Diemel	LS	5-10	215	So.	Hudson, WI/Hudson
37	Thomas Dillon	DB	5-10	180	r-Jr.	Katy, TX/The Kinkaid School
89	Greg Dortch	WR	5-9	165	r-Fr.	Richmond, VA/Highland Springs
34	Will Drawdy	RB	6-0	180	Fr.	Easley, SC/Easley
81	Ian Driscoll	WR	5-10	175	Fr.	Garden City, NY/Holderness School
11	Kyle Driscoll	QB	6-1	205	r-Jr.	Garden City, NY/Kellenberg Memorial
14	Wendell Dunn	DL	6-3	250	r-Sr.	Miami, FL/Palmetto
53	Duke Ejiofor	DL	6-4	275	r-Sr.	Houston, TX/Alief Taylor
99	Augustus Fortune	LB	6-0	215	r-Fr.	Knoxville, TN/Knoxville Catholic
86	Jack Freudenthal	TE	6-3	230	r-So.	Richmond, VA/Trinity Episcopal
71	Nathan Gilliam	OL	6-5	290	r-So.	Knoxville, TN/Farragut
2	Cameron Glenn	DB	6-1	200	r-Jr.	Stone Mountain, GA/Stephenson
39	Keegan Good	DB	6-0	190	r-Fr.	Pinehurst, NC/Pinecrest
13	Malik Grate	DB	6-0	170	r-Fr.	Pendleton, SC/Pendleton
27	Tyriq Hardimon	DB	6-0	200	Fr.	Marietta, GA/Lassiter
74	Phil Haynes	OL	6-4	305	r-Jr.	Raleigh, NC/Enloe
95	Connor Hebbeler	DL	6-2	250	Fr.	Franklin Lakes, NJ/Bergen Catholic
4	Amari Henderson	DB	6-1	185	r-So.	Charlotte, NC/Mallard Creek
75	Justin Herron	OL	6-5	290	r-Jr.	Silver Spring, MD/Bullis
1	Tabari Hines	WR	5-10	175	Jr.	Florence, SC/Marlboro County
2	Kendall Hinton	QB	6-0	195	r-So.	Durham, NC/Southern Durham
83	Davis Johnson	WR	5-11	180	r-Fr.	Alpharetta, GA/Milton
80	Waydale Jones	WR	6-4	185	Fr.	Beeville, TX/AC Jones
66	Goran Jovanovic	OL	6-4	295	Fr.	Ashburn, VA/Paul VI Catholic
90	Sulaiman Kamara	DL	6-2	290	r-Fr.	Richmond, VA/Hermitage
34	Demetrius Kemp	LB	6-1	220	r-Jr.	Demopolis, AL/Demopolis
15	Cortez Lewis	WR	6-1	205	r-Jr.	Demopolis, AL/Demopolis
44	LaRonde' Liverpool	TE	6-3	245	r-Fr.	Virginia Beach, VA/Landstown
84	Jaren Lubrano	TE	6-1	200	Fr.	Pinehurst, NC/Pinecrest
48	Dom Maggio	P/PK	6-3	185	So.	Monkton, MD/The Boys' Latin School
79	Sean Maginn	OL	6-3	280	Fr.	Suwanee, GA/North Gwinnett
12	Luke Masterson	DB	6-2	210	r-Fr.	Naples, FL/Gulf Coast
35	Nate Mays	LB	6-1	225	r-So.	Calhoun, GA/Dalton
44	Kalin McNeil	LB	6-1	220	r-Jr.	Greensboro, NC/Northeast Guilford
43	Connor Miller	TE	6-2	225	r-Fr.	Charlotte, NC/Charlotte Catholic
58	Chase Monroe	LB	6-2	210	Fr.	Huntersville, NC/Davidson Day
88	Zach Murphy	PK/P	6-0	180	Fr.	Raleigh, NC/Ravenscroft
63	Je'Vionte' Nash	OL	6-3	285	r-Fr.	Orange Park, FL/Oak Leaf
49	Trey Ndlovu	RB	5-7	230	r-So.	Hummelstown, PA/Hershey
12	Jamie Newman	QB	6-4	235	r-Fr.	Graham, NC/Graham
59	Loic Nya	OL	6-3	275	Fr.	Silver Spring, MD/Springbrook
68	Patrick Osterhage	OL	6-4	290	r-Jr.	Centerville, OH/Centerville
28	Christopher Pearcey	DB	5-11	200	r-Jr.	Bradenton, FL/Lakewood Ranch
41	Devin Pike	TE	6-6	250	Sr.	Cincinnati, OH/Elder
76	Allan Rappleyea	OL	6-5	270	Fr.	Millbrook, NY/Milton (MA) Academy
17	Traveon Redd	DB	6-0	195	So.	Martinsville, VA/Magna Vista
96	Jack Rielly	ROV	5-10	190	Fr.	Pittsburgh, PA/Central Catholic
82	Jaquarii Roberson	WR	6-1	165	Fr.	Murfreesboro NC/Hertford County
21	Isaiah Robinson	RB	5-10	220	r-Jr.	Charlotte, NC/Independence
93	Zeek Rodney	DL	6-1	305	r-Jr.	Rock Hill, SC/South Pointe
85	Cam Serigne	TE	6-3	240	r-Sr.	Ashburn, VA/Briar Woods
42	Jake Simpson	LB	6-0	210	Fr.	Buford, GA/Buford
25	James Sriraman	WR	6-3	200	r-So.	Raleigh, NC/Cardinal Gibbons
23	Justin Strnad	LB	6-3	230	r-So.	Palm Harbor, FL/East Lake
60	Taleni Suhren	OL	6-5	290	r-Fr.	Charlotte, NC/Ardrey Kell
14	Sage Surratt	WR	6-3	210	Fr.	Lincolnton NC/Lincolnton
46	DJ Taylor	LB	6-1	225	Fr.	Belvidere, TN/Huntland
24	Ja'Sir Taylor	DB	5-10	180	Fr.	Asbury Park, NJ/Brick Township
55	A'Lique Terry	OL	6-1	275	Fr.	Miami, FL/Hialeah
65	Zach Tom	OL	6-4	290	Fr.	Prairieville LA/Catholic
9	Chuck Wade, Jr.	WR	6-0	200	Jr.	Jacksonville, FL/Bishop Kenny
94	Manny Walker	DL	6-4	230	r-Fr.	Holly Hill, SC/Lake Marion
7	Scotty Washington	WR	6-5	225	r-So.	Washington, DC/St. John's
58	Tyler Watson	OL	6-5	290	r-Fr.	Roswell, GA/Milton
7	Mike Weaver	PK/P	6-1	190	r-Sr.	Pine City, NY/Southside
6	Jaboree Williams	LB	6-0	245	Sr.	Deerfield Beach, FL/Fort Lauderdale
30	Ja'Cquez Williams	LB	6-2	210	r-Fr.	Hinesville, GA/Liberty County
72	Tyler Williams	DL	6-1	300	Fr.	West Palm Beach, FL/Oxbridge Academy
15	Garrett Wilson	LS	6-3	210	Jr.	Sanford, NC/Southern Lee
92	Adam Winter	DL	6-3	250	Fr.	St. Louis, MO/De Smet Jesuit
10	John Wolford	QB	6-1	200	Sr.	Jacksonville, FL/Bishop Kenny
48	Willie Yarbary	DL	6-2	285	r-Jr.	Augusta, GA/Richmond Academy
56	Deon Young	DL	6-1	315	Grad	Inglewood, CA/Culver City
38	Zander Zimmer	DL	6-4	235	r-Fr.	Winter Park, FL/Bishop Moore Catholic

r - redshirt

# TEXAS A&M



## NUMERICAL ROSTER

No.	Name	Pos.
1	Quartney Davis	WR
1	Nick Harvey	DB
2	Jhamon Ausbon	WR
2	Micheal Clemons	DL
3	Tyree Johnson	DL
3	Kirk Christian	WR
4	Damion Ratley	WR
4	Derrick Tucker	DB
5	Daylon Mack	DL
5	Trayveon Williams	RB
6	Roshauud Paul	WR
6	Donovan Wilson	DB
7	Keith Ford	RB
7	Buddy Johnson	QB
8	Connor Blumrick	QB
8	Justin Dunning	DL
9	Quallen Cunningham	DL
9	Hezekiah Jones	WR
10	Myles Jones	DB
11	Kellen Mond	QB
11	Larry Pryor	DB
12	Cullen Gillaspia	LB
13	Kendrick Rogers	WR
14	Camron Buckley	WR
14	Keldrick Carper	DB
15	Aaron Hansford	WR
15	Jake Hubenak	QB
16	Clyde Chriss	WR
16	Hank Hughes	QB
16	Kemah Siverand	DB
17	Devin Morris	DB
17	Nick Starkel	QB
18	Antonio Howard	DB
18	Bo Schneider	QB
18	Shane Tripucka	P
19	Anthony Hines III	LB
19	Colton Taylor	QB
20	Tyler Bruggman	DB
20	Ikenna Okeke	DB
21	Charles Oliver	DB
22	Clifford Chattman	DB
22	Kwame Ertwi	RB
23	Jacob Kibodi	RB
23	Armani Watts	DB
24	Priest Willis	DB
25	Kendall Bussey	RB
25	Tyrel Dodson	LB
26	DeShawn Capers-Smith	DB
26	CJ Jones	RB
27	John Clark	RB
27	Roney Elam	DB
28	Travon Fuller	DB
28	A.J. Sanders	RB
29	DeBione Renfro	DB
30	Andrew Boykin	WR
30	Gannon Rawlins	TE
32	Santino Marchiol	LB
33	Justice Bean	WR
33	Ondario Robinson	WR
34	Braden Mann	P/KO
35	Riley Garner	LB
36	Daniel LaCamera	PK
37	Mitchell Howard	DL
38	Drew Riethman	PLK
39	Jake Pagel	DS
40	Will Gunnell	WR
40	Jarrett Johnson	DL
41	Mark Wagner	LB
42	Otaro Alaka	LB
42	Ke'Undre Azakytu	WR
43	Grant Gustafson	TE
45	Austin Frey	DS
46	Landis Durham	DL
47	Jacob Groff	TE
50	Mac Labhart	LB
51	Riley Anderson	OL
54	Carson Green	OL
55	Austin Anderson	OL
56	Keeath Magee II	LB
58	Braden White	LB
63	Cagan Baldree	OL
64	Erik McCoy	OL
65	Dan Moore Jr.	OL
66	Robert Congel	OL
67	Drew Beakey	OL
68	Justin Dworaczky	OL
69	Brayden Talbert	OL
70	Connor Lanfer	OL
71	Grayson Reed	OL
72	Adrian Wolford	OL
73	Jared Hocker	OL
74	Kellen Diesch	OL
75	Koda Martin	OL
76	Colton Prater	OL
77	Ryan McCollum	OL
78	Keaton Sutherland	OL
79	Christian Daimler	OL
82	Matthew Kirchner	WR
83	Kyle Whitley	WR
84	Moses Reynolds	WR
85	Camron Horry	TE
86	Tanner Schorp	TE
87	Greer Shetler	TE
88	Kingsley Keke	DL
88	Keynel McZeal	TE
89	Kalvin Cline	TE
90	T.D. Moton	DL
91	KJ Grimes	DL
92	Zaycoven Henderson	DL
93	Jayden Peevy	DL
94	Landry Estes	DL
95	Justin Madubuike	DL
99	Josh Rogers	DL

## TEXAS A&M AGGIES

No.	Name	Pos.	Ht.	Wt.	Yr.	Hometown / High School / Previous
42	Otaro Alaka	LB	6-3	240	Jr-2L	Houston, TX / Cypress Falls
55	Austin Anderson	OL	6-4	297	So-1L	Mincola, TX / Mincola
51	Riley Anderson	OL	6-5	295	Fr-RS	Mincola, TX / Mincola
2	Jhamon Ausbon	WR	6-2	220	Fr-HS	Houston, TX / IMG Academy (Fla)
42	Ke'Undre Azakytu	WR	6-0	180	Fr-RS	Dallas, TX / Wilmer Hutchins
63	Cagan Baldree	OL	6-4	285	Fr-RS	Carthage, TX / Carthage
67	Drew Beakey	OL	6-3	295	So-SQ	Houston, TX / Lutheran South Academy
33	Justice Bean	WR	5-11	185	Fr-RS	Frankston, TX / Frankston
8	Connor Blumrick	QB	6-5	210	Fr-HS	Pearland, TX / Pearland
30	Andrew Boykin	WR	6-1	180	Fr-HS	Austin, TX / Westlake
20	Tyler Bruggman	QB	6-2	205	Gr-TR	Phoenix, AZ / Brophy Prep / Montana St.
14	Camron Buckley	WR	6-2	190	Fr-HS	Cedar Hill, TX / Cedar Hill
25	Kendall Bussey	RB	5-9	200	So-1L	New Orleans, LA / Isidore Newman
26	DeShawn Capers-Smith	DB	6-0	192	Jr-2L	New Orleans, LA / Warren Easton
14	Keldrick Carper	DB	6-2	190	Fr-HS	Plain Dealing, LA / Plain Dealing
22	Clifford Chattman	DB	6-5	195	So-1L	New Orleans, LA / McDonogh 35
16	Clyde Chriss	WR	6-0	175	Fr-RS	New Orleans, LA / Warren Easton
27	John Clark	RB	5-8	210	Fr-RS	Northbrook, IL / Glenbrook North
2	Micheal Clemons	DL	6-5	255	So-TR	Garland, TX / Sachse / Cisco (TX) JC
89	Kalvin Cline	TE	6-5	240	Gr-1L	Ft. Lauderdale, FL / Pine Crest / Virginia Tech
66	Robert Congel	OL	6-3	315	Fr-HS	Greenwood Village, CO / IMG Academy (Fla.)
9	Quallen Cunningham	DL	6-3	245	Sr-3L	Chandler, AZ / Hamilton
79	Christian Daimler	OL	6-7	325	Gr-TR	Houston, TX / Stratford/Oklahoma
1	Quartney Davis	WR	6-2	200	Fr-RS	Houston, TX / Langham Creek
74	Kellen Diesch	OL	6-5	310	Fr-RS	Trophy Club, TX / Byron Nelson
25	Tyrel Dodson	LB	6-2	242	So-1L	Franklin, TN / Centennial
8	Justin Dunning	DL	6-4	240	So-1L	Whitehouse, TX / Whitehouse
46	Landis Durham	DL	6-3	255	Jr-2L	Plano, TX / East
68	Justin Dworaczky	OL	6-6	280	So-SQ	Houston, TX / Langham Creek
27	Roney Elam	DB	6-2	188	So-1L	Newton, TX / Newton
94	Landry Estes	DL	6-2	280	Jr-SQ	Trophy Club, TX / Byron Nelson
22	Kwame Ertwi	RB	5-9	200	Jr-2L	Kwame TX / Oak Ridge
7	Keith Ford	RB	5-11	215	Sr-1L	Cypress, TX / Cypress Ranch / Oklahoma
45	Austin Frey	DS	6-1	220	Jr-2L	Tomball, TX / Homeschool
28	Travon Fuller	DB	6-1	170	Fr-RS	Athens, TX / Athens
35	Riley Garner	LB	6-3	225	Jr-2L	College Station, TX / A&M Consolidated
12	Cullen Gillaspia	LB	6-2	230	Jr-1L	Katy, TX / Taylor
54	Carson Green	OL	6-6	300	Fr-HS	Southlake, TX / Carroll
91	KJ Grimes	DL	6-3	245	Fr-RS	College Station, TX / College Station
47	Jacob Groff	TE	6-2	210	Fr-HS	San Antonio, TX / Churchill
40	Will Gunnell	WR	5-11	185	Fr-HS	Houston, TX / St. Pius X
43	Grant Gustafson	TE	6-4	235	So-SQ	Fort Worth, TX / All Saints
15	Aaron Hansford	WR	6-3	230	Fr-RS	Washington, D.C. / St. John's College
1	Nick Harvey	DB	5-10	185	Sr-3L	Lancaster, TX / Richmond Travis
92	Zaycoven Henderson	DL	6-2	305	Sr-3L	Longview, TX / Longview
19	Anthony Hines III	LB	6-3	220	Fr-1L	Plano, TX / East
73	Jared Hocker	OL	6-5	318	Fr-HS	North Richland Hills, TX / Birdville
85	Camron Horry	TE	6-5	275	Fr-HS	Katy, TX / Taylor
18	Antonio Howard	DB	5-10	195	So-RS	Miami, FL / Miami Lakes / Independence (KS) CC
37	Mitchell Howard	DL	6-1	250	So-RS	Cypress, TX / Concordia Lutheran
15	Jake Hubenak	QB	6-3	225	Sr-2L	Georgetown, TX / Georgetown/ Blinn JC
16	Hank Hughes	QB	6-2	200	Fr-RS	Richardson, TX / Pearce
7	Buddy Johnson	LB	6-2	220	Fr-HS	Dallas, TX / Kimball
40	Jarrett Johnson	DL	6-3	265	Sr-3L	Katy, TX / Seven Lakes
3	Tyree Johnson	DL	6-4	265	Fr-HS	Washington, DC / St. John's College
26	CJ Jones	RB	5-9	185	Fr-HS	Cypress, TX / Cypress Woods
9	Hezekiah Jones	WR	5-11	200	Fr-HS	Stafford, TX / Stafford
10	Myles Jones	DB	6-4	177	Fr-HS	Magnolia, TX / West
88	Kingsley Keke	DL	6-4	305	Jr-2L	Richmond, TX / George Ranch
23	Jacob Kibodi	RB	6-2	210	Fr-HS	Baton Rouge, LA / Christian Life Academy
82	Matthew Kirchner	WR	6-2	200	So-SQ	Plano, TX / Plano
3	Kirk Christian	WR	5-11	200	Jr-2L	Scottsdale, AZ / Saguaro
50	Mac Labhart	LB	6-0	225	Jr-SQ	Dallas, TX / St. Mark's
36	Daniel LaCamera	PK	6-4	230	Jr-1L	Tarpon Springs, FL / East Lake
70	Connor Lanfer	OL	6-6	320	Jr-2L	Buda, TX / Buda
5	Daylon Mack	DL	6-1	320	Jr-2L	Gladewater, TX / Gladewater
95	Justin Madubuike	DL	6-3	305	Fr-RS	McKinney, TX / North
56	Keeath Magee II	LB	6-0	225	Fr-RS	Houston, TX / Westfield
34	Braden Mann	P/KO	5-11	190	So-1L	Houston, TX / Cypress Fair
32	Santino Marchiol	LB	6-1	220	Fr-HS	Centennial, CO / IMG Academy (Fla.)
75	Koda Martin	OL	6-6	310	Jr-2L	Manvel, TX / Manvel
77	Ryan McCollum	OL	6-5	295	Fr-RS	Spring, TX / Klein Oak
64	Erik McCoy	OL	6-4	315	So-1L	Lufkin, TX / Lufkin
88	Keynel McZeal	TE	6-2	235	Fr-HS	Port Neches, TX / Port Neches-Groves
11	Kellen Mond	QB	6-2	210	Fr-HS	San Antonio, TX / IMG Academy (Fla.)
65	Dan Moore Jr.	OL	6-5	317	Fr-HS	Beaumont, TX / West Brook
17	Devin Morris	DB	6-1	188	Fr-HS	Caldwell, TX / Caldwell
90	T.D. Moton	DL	6-3	305	Fr-RS	Shreveport, LA / Woodlawn
20	Ikenna Okeke	DB	6-3	215	Fr-RS	Smyrna, TN / Smyrna
21	Charles Oliver	DB	6-2	193	So-1L	Fairfield, TX / Fairfield
39	Jake Pagel	DS	6-2	212	Fr-HS	Dallas, TX / Jesuit
6	Roshauud Paul	WR	6-0	180	Fr-HS	Bremond, TX / Bremond
93	Jayden Peevy	DL	6-6	295	Fr-HS	Bellaire, TX / Bellaire
76	Colton Prater	OL	6-4	300	So-1L	Bossier City, LA / Airline
11	Larry Pryor	DB	6-0	205	So-1L	Sulphur Springs, TX / Sulphur Springs
4	Damion Ratley	WR	6-3	190	Sr-2L	Yoakum, TX / Yoakum/Blinn JC
31	Gannon Rawlins	TE	6-3	225	Fr-RS	Galveston, TX / Ball
71	Grayson Reed	OL	6-5	320	Fr-HS	Cypress, TX / Cypress Creek
29	DeBione Renfro	DB	6-2	190	Fr-HS	Pearland, TX / Pearland
84	Moses Reynolds	WR	6-2	200	Fr-RS	San Antonio, TX / Jay
38	Drew Riethman	PLK	6-0	195	Fr-RS	Ft. Worth, TX / Nolan Catholic
33	Ondario Robinson	DL	6-3	265	Fr-HS	Hutto, TX / Hutto
99	Josh Rogers	DL	6-5	320	Fr-HS	Houston, TX / Christian
13	Kendrick Rogers	WR	6-3	210	Fr-RS	Frankston, TX / Frankston
28	A.J. Sanders	RB	5-10	200	Fr-RS	The Woodlands, TX / College Park
18	Bo Schneider	QB	6-2	230	So-RS	Dallas, TX / Jesuit / Central Florida
86	Tanner Schorp	TE	6-3	245	Sr-2L	San Antonio, TX / Ronald Reagan
87	Greer Shetler	TE	6-4	225	So-1L	San Antonio, TX / Alamo Heights
16	Kemah Siverand	DB	6-1	200	So-SQ	Cypress, TX / Cypress Ridge
17	Nick Starkel	QB	6-3	215	Fr-RS	Argyle, TX / Liberty Christian
78	Keaton Sutherland	OL	6-5	310	Jr-2L	Flower Mound, TX / Marcus
69	Brayden Talbert	OL	6-4	290	So-SQ	Montgomery, TX / Montgomery
19	Colton Taylor	QB	6-3	210	Fr-RS	Houston, TX / Memorial
4	Shane Tripucka	P	6-3	220	Sr-1L	Allen, TX / Allen
41	Derrick Tucker	DB	6-1	200	Fr-HS	Manvel, TX / Manvel
23	Armani Watts	DB	5-11	215	Fr-HS	College Station, TX / College Station
85	Braden White	LB	5-11	220	Sr-3L	Forney, TX / North
83	Kyle Whitley	WR	6-2	225	Fr-RS	Florence, AL / Florence
5	Trayveon Williams	RB	5-9	200	Jr-SQ	Troy, TX / Troy
24	Priest Willis	DB	6-2	205	So-1L	Houston, TX / C.E. King
6	Donovan Wilson	DB	6-1	202	Sr-3L	Tempe, AZ / Marcos De Niza / UCLA
72	Adrian Wolford	OL	6-4	323	Fr-HS	Shreveport, LA / Woodlawn
					Fr-HS	Meeker, OK / Meeker

r - redshirt



# TEXAS A&M

## Quick Facts

Name: .....Texas A&M University  
 Location: .....College Station, Texas  
 Founded: .....1876  
 President: .....Michael K. Young  
 Director of Athletics: .....Scott Woodward  
 Enrollment: .....66,175  
 Nickname: .....Aggies  
 Colors: .....Maroon (PMS 505) and White  
 Bowl Record: .....17-21



## Interim Head Coach JEFF BANKS



### BANK'S COACHING EXPERIENCE

<u>Year</u>	<u>School</u>	<u>Title</u>
2013-17	Texas A&M	Tight Ends/STC
2012	Virginia	Running Backs/STC
2004-12	UTEP	Running Backs/STC
2000-03	Idaho State	Running Backs/ STC/ Recruiting Coordinator
1998-2000	Washington State	Grad Asst./ Offense/ Punters/ Kickers

## 2017 Results

<u>Date</u>	<u>Opponent</u>	<u>Score</u>
Sept. 3	at UCLA	L, 44-45
Sept. 9	NICHOLLS	W, 24-14
Sept. 16	LOUISIANA	W, 45-21
Sept. 23	ARKANSAS*	W, 50-43
Sept. 30	SOUTH CAROLINA*	W, 24-17
Oct. 7	ALABAMA*	L, 19-27
Oct. 14	at Florida*	W, 19-17
Oct. 28	MISSISSIPPI STATE*	L, 14-35
Nov. 4	AUBURN*	L, 27-42
Nov. 11	NEW MEXICO	W, 55-14
Nov. 18	at Ole Miss*	W, 31-24
Nov. 25	at LSU*	L, 21-45

**Record: 7-5 overall, 4-4 SEC \* (T-3rd, West)**

**Jeff Banks** will serve as interim head coach for the 2017 Belk Bowl.

**Jimbo Fisher** was named head coach at Texas A&M University on Dec. 4, 2017, replacing Kevin Sumlin who was let go at the end of the 2017 regular season.

### COACHING STAFF

John Chavis .....	Associate Head Coach/ Defensive Coordinator/Linebackers
Noel Mazzone .....	Offensive Coordinator/Quarterbacks
Ron Cooper .....	Secondary
Clarence McKinney .....	Running Backs
Aaron Moorehead .....	Wide Receivers
Terry Price .....	Defensive Ends
David Turner .....	Defensive Tackles/ Defensive Run Game Coordinator
Jim Turner .....	Offensive Line



## DEPTH CHART

### OFFENSE

Pos	No	Name	Ht.	Wt.	Yr.
WR	4	Damion Ratley	6-3,	195,	Sr.
	13	Kendrick Rogers	6-3,	210,	r-Fr.
	16	Clyde Chriss	6-0,	175,	r-Fr.
LT	75	Koda Martin	6-6,	310,	Jr.
	65	Dan Moore, Jr.	6-5,	317,	Fr.
LG	76	Colton Prater	6-4,	300,	So.
	-or-	Ryan McCollum	6-5,	295,	r-Fr.
C	54	Carson Green	6-6,	300,	Fr.
	64	Erik McCoy	6-4,	315,	So.
RG	77	Ryan McCollum	6-5,	295,	r-Fr.
	70	Connor Lanfear	6-6,	320,	Jr.
-or-	73	Jared Hocker	6-5,	318,	Fr.
	66	Robert Congel	6-3,	315,	Fr.
RT	78	Keaton Sutherland	6-5,	310,	Jr.
	79	Christian Daimler	6-7,	325,	Gr.
TE	89	Kalvin Cline	6-5,	240,	Gr.
	-or-	Aaron Hansford	6-3,	230,	r-Fr.
-or-	86	Tanner Schorp	6-3,	245,	Sr.
	WR	Jhamon Ausbon	6-2,	220,	Fr.
	9	Hezekiah Jones	5-11,	200,	Fr.
	1	Quartney Davis	6-2,	200,	r-Fr.
WR	3	Christian Kirk	5-11,	200,	Jr.
	6	Roshaud Paul	6-0,	180,	Fr.
QB	14	Camron Buckley	6-2,	190,	Fr.
	10	Jake Hubenak	6-3,	225,	Jr.
-or-	11	Kellen Mond	6-2,	210,	Fr.
	-or-	Nick Starkel	6-3,	215,	r-Fr.
TB	7	Keith Ford	5-11,	215,	Sr.
	-or-	Trayveon Williams	5-9,	200,	So.
	25	Kendall Bussey	5-9,	200,	So.
	23	Jacob Kibodi	6-2,	210,	Fr.
	22	Kwame Etwi	5-9,	200,	Jr.

### DEFENSE

Pos	No	Name	Ht.	Wt.	Yr.
DE	9	Qualen Cunningham	6-3,	245,	Sr.
	46	Landis Durham	6-3,	255,	Jr.
DT	92	Zaycoven Henderson	6-2,	305,	Sr.
	95	Justin Madubuike	6-3,	305,	r-Fr.
DT	88	Kingsley Keke	6-4,	305,	Jr.
	5	Daylon Mack	6-1,	320,	Jr.
DE	40	Jarrett Johnson	6-3,	265,	Sr.
	2	Michael Clemons	6-5,	255,	So.
SLB	7	Buddy Johnson	6-2,	220,	Fr.
	12	Cullen Gillaspia	6-2,	230,	Jr.
	35	Riley Garner	6-3,	225,	Jr.
	MLB	Tyrel Dodson	6-2,	242,	So.
	58	Braden White	5-11,	220,	r-Fr.
	50	Mac Labhart	6-0,	225,	Jr.
WLB	42	Otaro Alaka	6-3,	240,	Jr.
	19	Anthony Hines III	6-3,	220,	Fr.
LCB	21	Charles Oliver	6-2,	193,	So.
	29	Debione Renfro	6-2,	190,	Fr.
RCB	10	Myles Jones	6-4,	177,	Fr.
	24	Priest Willis	6-2,	205,	Sr.
SS	16	Kemah Siverand	6-1,	200,	So.
	23	Armani Watts	5-11,	205,	Fr.
	14	Keldrick Carper	6-2,	190,	Fr.
	20	Ikenna Okeke	6-3,	215,	r-Fr.
FS	11	Larry Pryor	6-0,	205,	So.
	4	Derrick Tucker	6-1,	200,	Fr.
	18	Antonio Howard	5-10,	195,	r-So.
	NICK	Priest Willis	6-2,	205,	Sr.
	26	Deshawn Capers-Smith	6-0,	192,	Jr.
	27	Roney Elam	6-2,	188,	So.

### SPECIAL TEAMS

Pos	No	Name	Ht.	Wt.	Yr.
PLK	36	Daniel LaCamera	6-4,	230,	Jr.
KO	34	Braden Mann	5-11,	190,	So.
P	18	Shane Tripucka	6-3,	220,	Sr.
HOLD	18	Shane Tripucka	6-3,	220,	Sr.
SNP	45	Austin Frey	6-1,	220,	Jr.
PR	3	Christian Kirk	5-11,	200,	Jr.
KOR	3	Christian Kirk	5-11,	200,	Jr.
	7	Keith Ford	5-11,	215,	Sr.
	25	Kendall Bussey	5-9,	200,	So.

r - redshirt

## 2017 STATISTICS

<u>TOTAL OFFENSE</u>		<u>G</u>	<u>Play</u>	<u>Rush</u>	<u>Pass</u>	<u>Total</u>	<u>Avg/G</u>	
Kellen Mond	10	316	340	1375	1715	171.5		
Nick Starkel	5	119	-16	1067	1051	210.2		
Trayveon Williams	10	149	678	0	678	67.8		
<u>PASSING</u>		<u>G</u>	<u>Comp-Att-Int</u>	<u>Pct</u>	<u>Yards</u>	<u>TD</u>	<u>Avg/G</u>	
Kellen Mond	10	117-227-6	51.5	1375	8	137.5		
Nick Starkel	5	65-112-2	58.0	1067	8	213.4		
<u>RUSHING</u>		<u>G</u>	<u>Rush</u>	<u>Yards</u>	<u>Avg</u>	<u>TD</u>	<u>LP</u>	<u>Avg/G</u>
Trayveon Williams	10	149	678	4.6	6	72	67.8	
Keith Ford	11	115	486	4.2	11	44	44.2	
Kellen Mond	10	89	340	3.8	3	79	34.0	
Kendall Bussey	11	46	237	5.2	1	41	21.5	
<u>RECEIVING</u>		<u>G</u>	<u>Rec</u>	<u>Yards</u>	<u>Avg</u>	<u>TD</u>	<u>LP</u>	<u>Avg/G</u>
Christian Kirk	11	51	652	12.8	6	81	59.3	
Jhamon Ausbon	11	36	429	11.9	2	38	39.0	
Damion Ratley	11	25	558	22.3	5	76	50.7	
<u>SCORING</u>		<u>TD</u>	<u>FG</u>	<u>2x</u>	<u>PAT</u>	<u>Pts</u>		
Daniel LaCamera	0	17-20	0-0	41-42	92			
Keith Ford	11	0-0	0-0	0-0	66			
Christian Kirk	8	0-0	0-0	0-0	48			
<u>PUNTING</u>		<u>No</u>	<u>Yd</u>	<u>Avg</u>	<u>LP</u>	<u>Blocked</u>		
Shane Tripucka	69	3164	45.9	64	1			
<u>RETURNS</u>		<u>PUNT</u>			<u>KICK</u>			
	<u>No</u>	<u>Yds</u>	<u>Avg</u>	<u>No</u>	<u>Yds</u>	<u>Avg</u>		
Christian Kirk	8	175	21.9	18	425	23.6		
Clyde Chriss				4	113	28.2		
Trayveon Williams				3	109	36.3		
<u>DEFENSIVE</u>		<u>UT</u>	<u>AT</u>	<u>Total</u>	<u>TFL</u>	<u>Sacks</u>		
Andrew Motuapuaka	49	57	106	5.0-18	2.0-1			
Tyrel Dodson	45	42	87	10.0-42	4.5-26			
Armani Watts	52	24	76	9.5-22	0.5-2			
Otaro Alaka	30	33	63	11.0-55	5.0-43			
Landis Durham	24	18	42	10.0-53	8.5-46			
Kingsley Keke	16	23	39	2.5-11	1.0-9			
<u>INTERCEPTIONS</u>		<u>No</u>	<u>Yds</u>	<u>Avg</u>	<u>TD</u>	<u>LP</u>		
Armani Watts	4	15	3.8	0	15			
Tyrel Dodson	3	41	13.7	1	40			
<u>TEAM STATISTICS</u>				<u>A&amp;M</u>	<u>OPP</u>			
Scoring				352	299			
Points Per Game				32.0	27.2			
First Downs				214	199			
Rushing Yards				1,853	1,725			
Rushing Attempts				448	426			
Passing Yards				2,540	2,338			
Comp-Att-Int				195-356-8	195-333-10			
Total Offense				4,393	4,063			
Avg Yards Per Game				399.4	369.4			
Fumbles-Lost				14-4	16-9			
Penalties-Yards				55-459	64-508			
3rd Down Conv/Pct				69-179/39%	51-157/32%			
Touchdowns Scored				43	39			



# BOWL HISTORY - 2002

## CONTINENTAL TIRE BOWL I

### Virginia 48, #15 West Virginia 22

Saturday, December 28, 2002, 11:00 am, ESPN2

By JENNA FRYER, AP Sports Writer

CHARLOTTE, N.C. - Wali Lundy spent most of his life chasing Avon Cobourne. In their first head-to-head meeting, he finally passed him.

Lundy scored four touchdowns and gained 239 all-purpose yards as Virginia snapped a four-game bowl losing streak Saturday with a 48-22 victory over No. 15 West Virginia in the inaugural Continental Tire Bowl.

Cobourne, who was four years ahead of Lundy at Holy Cross High School in southern New Jersey, ran for 117 yards and two touchdowns for West Virginia.

"Growing up, a lot of people always tried to measure me against him," Lundy said. "I never did. I always tried to be my own player."

Before he could finish talking about his days following Cobourne, Virginia coach Al Groh interrupted his star freshman.

"I don't think this guy needs to measure himself against anybody," Groh said. "He's going to be a big-time player."

Lundy, who came in averaging 53.8 yards rushing and 27.6 receiving, ran for 127 and caught five passes for 76 yards. He scored touchdowns on runs of 4 and 31 yards. He caught a 14-yard TD pass from Marques Hagans and a 48-yard TD pass from Matt Schaub.

He said Cobourne had little to say to him after the game.

"He just said 'Good game,'" Lundy said. "You don't really want to talk to another player after a game like that."

Cobourne, who said he barely knows

Lundy, still praised his performance.

"He played well. I mean, he represented," Cobourne said. "He's got the talent, he started as a freshman, so I knew he had it in him. I was hoping he wouldn't unleash it today."

Schaub, the ACC player of the year, threw for 182 yards and a score and Hagans returned a punt 69 yards for his second touchdown as the Cavaliers (9-5) won their first postseason game since the 1995 Peach Bowl.

Virginia did an excellent job slowing down Cobourne, the Big East's all-time leading rusher, who came into the game averaging 141 yards a game.

He ran for 54 in the first quarter and scored on a 6-yard run but didn't gain a single yard in the second quarter. He finished with 117 yards - the 28th 100-yard game of his career.

Cobourne added a 1-yard touchdown in the fourth quarter, but a 2-point conversion attempt by the Mountaineers (9-4) failed, and the TD only cut the score to 41-22 with 7:17 to play.

Cobourne ended his career with 5,039 yards, ninth-best in NCAA Division I-A history. But it was the bowl win he most wanted, especially a convincing victory, to prove that the Mountaineers deserved to be in a bigger

bowl. They were passed over for the Gator Bowl despite finishing second in the Big East when officials took Notre Dame instead.

"It sure was a bad way to end a good year," said West Virginia coach Rich Rodriguez, who turned the Mountaineers around from a 3-8 record last season.

"There's some players hurting in the locker room,



# BOWL HISTORY - 2002



because that's not the way we were playing football at the end of the season."

The Cavaliers also felt slighted at being in the Tire Bowl. They finished second in their conference and felt they deserved a berth in a New Year's Day game.

The initial disappointment wore off when fans from both schools snapped up the 73,535 tickets - painting Ericsson Stadium in a sea of blue-and-gold West Virginia fans and orange-and-blue Cavs supporters.

But Virginia, which quietly went about its business all week, felt a second slight by the Mountaineers' confidence, and rumors that West

Virginia players had guaranteed a victory.

"I don't think they took us seriously," Schaub said. "Everybody is entitled to their own opinion, but we knew what we had and what we could do. In the end, we were the ones who executed, not them."

The Mountaineers were uncharacteristically sloppy. They came into the game with the second-best turnover margin in the nation at plus-21, but quarterback Rasheed Marshall was intercepted by Almondo Curry in the third quarter, and Phil Braxton's pass

after a pitch from Marshall was intercepted by Darryl Blackstock.



#15 West Virginia	10	0	6	6	- 22
Virginia	7	21	10	10	- 48

## Scoring Summary:

1st	06:11	WVU - Todd James 27 yd field goal 16 plays, 72 yards, TOP 5:19, WVU 3 - UVA 0
	04:00	UVA - Wali Lundy 14 yd pass from Marques Hagans (Connor Hughes kick) 6 plays, 58 yards, TOP 2:05, WVU 3 - UVA 7
	00:19	WVU - Avon Cobourne 6 yd run (Todd James kick) 9 plays, 78 yards, TOP 3:47, WVU 10 - UVA 7
2nd	10:12	UVA - Matt Schaub 1 yd run (Connor Hughes kick) 15 plays, 70 yards, TOP 5:07, WVU 10 - UVA 14
	07:53	UVA - Marques Hagans 69 yd punt return (Connor Hughes kick) WVU 10 - UVA 21
	00:19	UVA - Wali Lundy 4 yd run (Connor Hughes kick) 10 plays, 48 yards, TOP 4:18, WVU 10 - UVA 28
3rd	09:10	UVA - Wali Lundy 48 yd pass from Matt Schaub (Connor Hughes kick) 7 plays, 75 yards, TOP 3:26, WVU 10 - UVA 35
	06:48	UVA - Connor Hughes 27 yd field goal 4 plays, 0 yards, TOP 2:01, WVU 10 - UVA 38
	00:56	WVU - Rash. Marshall 1 yd run (Todd James kick blocked) 13 plays, 80 yards, TOP 5:52, WVU 16 - UVA 38
4th	12:12	UVA - Connor Hughes 30 yd field goal 8 plays, 53 yards, TOP 3:44, WVU 16 - UVA 41
	07:17	WVU - Avon Cobourne 1 yd run (Rash. Marshall rush failed) 13 plays, 81 yards, TOP 4:55, WVU 22 - UVA 41
	03:48	UVA - Wali Lundy 31 yd run (Connor Hughes kick) 6 plays, 49 yards, TOP 3:29, WVU 22 - UVA 48

## Team Statistics

	WVU	UVA
First Downs	21	20
Rushing-Yards	52-244	39-195
Passing	20-12-2	23-17-0
Passing Yards	215	196
Total Plays	72	62
Total Yards	459	391
Average Gain	6.4	6.3
Fumbles-Lost	0-0	0-0
Third Down Conv.	11-16	9-15
Penalties-Yards	6-39	2-9
Punts-Average	2-44.0	1-27.0
Interceptions-Yards	0-0	2-35
Time of Possession	31:34	28:26

Attendance: 73,535

Kickoff time: 11:07 a.m.  
End of Game: 2:09 p.m.  
Total elapsed time: 3:02  
Temperature: 43  
Wind: None  
Weather: Clear and Sunny





# BOWL HISTORY - 2003

## CONTINENTAL TIRE BOWL II

### Virginia 23, Pittsburgh 16

Saturday, December 27, 2003, 11:00 am, ESPN2

By JENNA FRYER, AP Sports Writer

CHARLOTTE, N.C. - Matt Schaub capped his career as Virginia's most prolific quarterback by taking a knee on his second consecutive Continental Tire Bowl victory.

Larry Fitzgerald could only watch from the Pittsburgh sidelines, hands on his hips in yet another disappointing loss in what might have been the final game for one of the greatest players in Panthers history.

Virginia made it 2-for-2 in the 2-year-old Tire Bowl by using solid defense to snap Fitzgerald's record touchdown streak at 18 games in a 23-16 victory on Saturday.

"We have worked very hard to become a significant defensive team and we knew stopping Larry Fitzgerald was going to be important," Cavaliers coach Al Groh said. "He can do in one or two plays what a 12-play drive usually does, so we put an emphasis on him."

The Cavaliers (8-5) did it by limiting the looks in Fitzgerald's direction with a steady pass-rush that led to five sacks and only six throws to Fitzgerald.

The Heisman Trophy runner-up, who could petition the NFL for early entry into the draft, was held to five catches for 77 yards and failed to score a touchdown for Pittsburgh (8-5) for the first time since Oct 12, 2002, against Notre Dame. His 18 consecutive games with a touchdown is an NCAA record.

"I don't play for records," he said. "The record was fun and I thank my teammates for helping me get it. Records are meant to be broken."

Then he said he still wasn't sure what his future holds, just that he plans to be enrolled in classes at Pitt next month.



So what could have been Fitzgerald's swan song instead became Schaub's big day. He threw for a 244 yards and a touchdown - the 56th of his career, a Virginia record - to earn the MVP award in the second-year bowl.

The Cavs beat West Virginia here last season, and marked the sweep by running as a team to the far end zone and celebrating with the Virginia-dominated crowd.

Schaub, whose touchdown was a 52-yard strike to Heath Miller, wasted little time on sentimentality.

"It's over and done with, I sort of established that earlier this month," Schaub said. "It is a rite of passage seniors go through. So I knew it would come and it is just a great way to go out - with a win."

But his coach felt otherwise, taking time to credit Schaub for leading the Cavs to consecutive bowl victories for just the second time in school history.

"He's made an indelible mark and I think he joins an elite group of Virginia football players," Groh said. "I can't imagine anybody in the country who has carried their team more than he has."

But the game was also won with defense.

Virginia used a goal-line stand on Pitt's first drive of the game. The Panthers were stopped on four straight plays from the 1 and Fitzgerald was not on the field for any of them. The Cavaliers also sacked Rod Rutherford on fourth-and-10 near the end of the first half, and forced him into a costly fumble that basically sealed the game.

Connor Hughes kicked a 39-yard field - his third of the game - to give Virginia a 23-16 lead with 2:28 to play. But with Fitzgerald on the field, it seemed almost a given the Panthers would be able to move down field.

They got 45 yards from TuTu Ferguson on the ensuing kickoff,



# BOWL HISTORY - 2003



but Rutherford was sacked by Brennan Schmidt on the first play and Kai Parham recovered on the Pitt 37.

The Cavaliers then put the game away with a 17-yard run by Wali Lundy that moved them to the 17 and allowed them to run out the clock.

"Our goal was to keep points down," Groh said. "That is the purpose of defense and in the future, we'll be a defensive team."

Lundy, who scored four touchdowns in this bowl last year, finished with 90 yards and a 1-yard touchdown run.

Charlotte native Alvin Pearman, who missed the game last year with an injury, marked his homecoming with 104 yards rushing and six catches for 32 yards.

Brandon Miree ran for 110 yards for Pitt and added four catches for 43 yards, including a 17-yard touchdown.


The scoring pass from Rutherford was his 37th of the season, tying the school record Dan Marino set in 1981.

Rutherford finished with 246 yards passing, two touchdowns, an interception and a fumble.

His mistakes weren't the only ones for Pitt, though. The Panthers also missed a conversion and a field goal, critical errors for a team extremely disappointed at even being in the second-tier bowl.

Pitt had hoped to be in the Orange Bowl this season, but a loss to Miami in the regular-season finale knocked them out of Bowl Championship Series contention.

Now things can take another bad turn if Fitzgerald decides to petition the NFL for early entry into the draft. The league prevents players from entering the draft just two years out of high school, but the sophomore could ask the NFL to make an exception for him.



<b>Pittsburgh</b>	<b>0</b>	<b>13</b>	<b>3</b>	<b>0</b>	<b>- 16</b>
<b>Virginia</b>	<b>7</b>	<b>10</b>	<b>3</b>	<b>3</b>	<b>- 23</b>

## Scoring Summary:

1st	03:31	VA - Heath Miller 52 yd pass from Matt Schaub (Connor Hughes kick) 4 plays, 97 yards, TOP 0:43, PITT 0 - VA 7
2nd	14:24	PITT - Princell Brockenbrough 13 yd pass from Rod Rutherford (David Abdul kick) 8 plays, 73 yards, TOP 4:07, PITT 7 - VA 7
	11:37	VA - Wali Lundy 1 yd run (Hughes kick) 7 plays, 70 yards, TOP 2:47, PITT 7 - VA 14
	06:05	PITT - Brandon Miree 17 yd pass from Rutherford (Abdul kick failed) 10 plays, 85 yards, TOP 5:32, PITT 13 - VA 14
	00:00	VA - Hughes 44 yd field goal 6 plays, 35 yards, TOP 1:21, PITT 13 - VA 17
3rd	12:31	VA - Hughes 30 yd field goal 4 plays, 6 yards, TOP 0:52, PITT 13 - VA 20
	09:28	PITT - J.B. Gibboney 28 yd field goal 8 plays, 69 yards, TOP 3:03, PITT 16 - VA 20
4th	02:28	VA - Hughes 39 yd field goal 11 plays, 59 yards, TOP 5:23, PITT 16 - VA 23

## Team Statistics

	<b>PITT</b>	<b>UVA</b>
First Downs	27	21
Rushing-Yards	46-148	35-196
Passing	26-18-1	31-20-1
Passing Yards	246	244
Total Plays	72	66
Total Yards	394	440
Average Gain	5.5	6.7
Fumbles-Lost	2-1	0-0
Third Down Conv.	4-11	4-12
Penalties-Yards	1-5	5-60
Punts-Average	2-49.5	3-36.3
Interceptions-Yards	1-0	1-24
Time of Possession	37:05	22:55

Attendance: 51,236

Kickoff time: 11:06 a.m.  
End of Game: 2:19 p.m.  
Total elapsed time: 3:13  
Temperature: 45  
Wind: NW 3 mph  
Weather: Sunny





# BOWL HISTORY - 2004

## CONTINENTAL TIRE BOWL III

### #25 Boston College 37, North Carolina 24

Thursday, December 30, 2004, 1:00 pm, ESPN2

By JENNA FRYER, AP Sports Writer

CHARLOTTE, N.C. (AP) - Headed off the field on a stretcher with a broken leg, Paul Peterson heard the roar of the crowd and knew his teammates were about to score.

He glanced up at the scoreboard just in time to see kicker Ryan Ohliger take a fake field goal into the end zone for a 21-yard touchdown run that sealed Boston College's 37-24 victory over North Carolina in the Continental Tire Bowl on Thursday.

Pumping his fists in celebration, the touchdown temporarily eased the pain for Peterson, the Eagles' hard-luck quarterback.

"I saw it on the screen when they were wheeling me off and I was so pumped," Peterson said. "I'd be pretty ticked off I went out in the first quarter, but I made it to the fourth and we got the win. It's just awesome."

The 25th-ranked Eagles (9-3) never wanted to be in this game, only needing a victory over Syracuse in the regular-season finale to secure their first outright Big East championship and earn a BCS berth.

But Peterson missed that game with a broken hand, and Syracuse beat the Eagles to send them to Charlotte.

So when he broke his left leg in the fourth quarter, coach Tom O'Brien huddled the team at midfield and delivered a passionate speech for his quarterback.

"Paul is the heart and soul of this team, and everyone went back to the huddle and Coach O'Brien said, 'We're not going to lose. We're going to put it in the end zone for Paul,'" said holder Matt Ryan, who handed the fake to Ohliger.

Ryan then replaced Peterson at quarterback.

Clinging to a 27-24 lead over North Carolina (6-6) in the fourth quarter, Peterson was injured as he tried to run outside for a first down on third-and-1 and was brought down awkwardly by Tommy Davis.

As trainers removed Peterson's shoe and cut away his socks while awaiting a stretcher, O'Brien broke from his conservative nature and urged on the Eagles.

"He's not a big speaker, but this time he got us all pumped up," Ohliger said. "And when he called the fake field goal, my eyes almost popped out my head. That is so not him."

Ohliger, a 5-foot-9 freshman, took the handoff from Ryan and raced into the end zone, breaking a tackle a long the way, for a 34-24 lead with 10:32 to play.

"We kind of expected them to do a fake, but we were more favoring the pass than the run," Carolina linebacker Tommy Richardson said. "That was a great call by Mr. O'Brien."

And one that rarely comes out of O'Brien's play book. Although he said the Eagles practice the fake every day, an assistant suggested that O'Brien call it.

Because Ohliger had already missed one field goal and an extra point, O'Brien didn't hesitate.

"What went through my mind was, 'We can't make a field goal, so we might as well run it,'" O'Brien said.





# BOWL HISTORY - 2004



Peterson continued his trip to the locker room as the Eagles celebrated. X-rays showed a broken left tibia, and team officials said he would need surgery.

Before leaving, the quarterback went 24-of-33 for 236 yards and two touchdowns, helping Boston College win a bowl game for the fifth straight season.

But he wasn't able to return to the field to accept the game's MVP award. Instead, his wife went out to collect the trophy.

The Eagles gave the Big East its first win in the 3-year-old bowl game. It was BC's final game in the league - it joins the Atlantic Coast Conference next season.



Virginia represented the ACC in the first two Tire Bowls, so the inclusion of North Carolina was a welcome change of scenery. Tar Heels fans snapped up

over 65,000 tickets, washing out the scattering of Boston College supporters in a sea of light blue.

They had plenty to cheer about early as North Carolina seized the momentum by scoring a pair of touchdowns after Peterson's fumble and Ohliger's missed field goal.

"We certainly had opportunities to win today and that's what it's about - winning," North Carolina coach John Bunting said.

#25 Boston College	14	7	0	16	- 37
North Carolina	7	14	3	0	- 24

## Scoring Summary:

1st	08:13	BC - L.V. Whitworth 3 yd run (Ryan Ohliger kick)
		11 plays, 86 yards, TOP 3:53, BC 7 - UNC 0
	06:08	UNC - Ronnie McGill 12 yd pass from Darian Durant (Connor Barth kick)
		7 plays, 57 yards, TOP 2:05, BC 7 - UNC 7
	01:32	BC - Grant Adams 2 yd pass from Paul Peterson (Ryan Ohliger kick)
		11 plays, 78 yards, TOP 4:36, BC 14 - UNC 7
2nd	07:12	UNC - Wallace Wright 5 yd pass from Durant (Barth kick)
		6 plays, 23 yards, TOP 2:11, BC 14 - UNC 14
	01:44	UNC - Derrele Mitchell 51 yd pass from Durant (Barth kick)
		5 plays, 80 yards, TOP 1:28, BC 14 - UNC 21
	00:17	BC - David Kashetta 1 yd pass from Peterson (Ohliger kick)
		8 plays, 51 yards, TOP 1:27, BC 21 - UNC 21
3rd	04:32	UNC - Barth 27 yd field goal
		12 plays, 46 yards, TOP 4:16, BC 21 - UNC 24
4th	14:16	BC - Andre Callender 1 yd run (Ohliger kick failed)
		6 plays, 65 yards, TOP 1:45, BC 27 - UNC 24
	10:32	BC - Ohliger 21 yd run (Mike McCarthy kick)
		6 plays, 39 yards, TOP 2:35, BC 34 - UNC 24
	4:09	BC - McCarthy 18 yd field goal
		12 plays, 70 yards, TOP 3:27, BC 37 - UNC 24

## Team Statistics

	BC	UNC
First Downs	20	22
Rushing-Yards	46-228	33-105
Passing	35-25-0	41-23-0
Passing Yards	249	259
Total Plays	81	74
Total Yards	477	364
Average Gain	5.9	4.9
Fumbles-Lost	2-1	0-0
Third Down Conv.	10-20	7-16
Penalties-Yards	3-20	5-40
Punts-Average	4-37.2	7-41.4
Interceptions-Yards	0-0	0-0
Time of Possession	33:58	26:02

Attendance: 73,258

Kickoff time: 1:02 p.m.  
End of Game: 4:45 p.m.  
Total elapsed time: 3:43  
Temperature: 62  
Wind: Calm  
Weather: Partly Cloudy



# BOWL HISTORY - 2005

## MEINEKE CAR CARE BOWL IV

### NC State 14, South Florida 0

Saturday, December 31, 2005, 11:00 am, ESPN2

By JENNA FRYER, AP Sports Writer

CHARLOTTE, N.C. (AP) - Using stout defense and just enough offense to get the job done, North Carolina State capped its late-season rally with a 14-0 win over South Florida in the Meineke Car Care Bowl on Saturday.

Brian Clark caught a 9-yard touch-down pass and Andre Brown scored on a 1-yard run to lead the Wolfpack, who rallied from a 2-4 start to the season to close the year with three consecutive wins.

In all, N.C. State (7-5) won five of its final six games.

It was a disappointing end for upstart South Florida, which was playing in its first bowl in school history. The Bulls (6-6) launched their program nine years ago, moved up to Division I-A in 2001 and capped their first season in the Big East with a bowl bid.

But their 100th game ended in the first shutout in school history as the Bulls managed 295 yards total offense but failed to get Andre Hall - the Big East's leading rusher - into the end zone. Hall accounted for most of the offense, finishing with 118 yards rushing and two catches for 49 yards.

Credit the Wolfpack defense, particularly linebacker Stephen Tulloch, for stifling South Florida.

Tulloch finished with 15 tackles - five for a loss - three sacks and a recovery of his own forced fumble to earn the MVP award.

Neither team played particularly well on offense or special teams, with a combined three missed field goals, a South Florida blocked punt, four fumbles and an interception in the end zone to end one of the Bulls' rare scoring threats.

So N.C. State got all it needed with its two touchdowns, both in the second quarter.

Toney Baker set up the first score with runs of 22 and 14 yards, allowing Marcus Stone to find Clark in the end zone. The Wolfpack actually ran the same play twice,

with Clark making the first catch out of bounds before grabbing it the second time for the score.

Baker used a ton of short runs to set up the second score, then gave way to Brown for the touchdown.

Baker finished with 93 yards rushing on 22 carries, while Brown had 51 yards on 12 carries.

South Florida spent the entire game just trying to get into the end zone, and had a

great chance when Hall broke free for a 41-yard gain to put the Bulls in decent scoring range at the N.C. State 17.



# BOWL HISTORY - 2005



But three bizarre play calls - a run by seldom-used Ricky Ponton, followed by two bad passes - ended the threat when Garland Heath intercepted Pat Julmiste in the end zone. It was a trend South Florida followed the entire game, trying to add variation to an offense that really only has one weapon in Hall.

Anytime they tried to stray from involving Hall it backfired, especially during a brief quarterback change in the third quarter. With Julmiste struggling against the Wolfpack's defense, South Florida sent in freshman Carlton Hill to change the pace.

Only Hill fumbled the ball away to N.C. State on two consecutive plays. He lost the first one as he was sacked by Stephen Tulloch. But South Florida got a break when the Wolfpack fumbled it back to them on the next possession - only to see Hill give it away again on the very next play.

In the end, only two things worked for the Bulls: Putting the ball in Hall's hands, and a fake punt late in the fourth quarter that went for a 31-yard gain when holder Brandon Baker connected with S.J. Green. But that never led to a score

as South Florida gained only one yard on four tries, leaving Hall angrily ripping off his chin straps as Julmiste was stopped on a futile fourth down run.



South Florida	0	0	0	0	- 0
NC State	0	14	0	0	- 14

## Scoring Summary:

2nd	08:13	NCST - Brian Clark 9 yd pass from Marcus Stone (John Deraney kick)
		9 plays, 67 yards, TOP 3:35, NCST 7 - USF 0
	00:17	NCST - Andre Brown 1 yd run (Deraney kick)
		12 plays, 75 yards, TOP 4:39, NCST 14 - USF 0

## Team Statistics

	USF	NCST
First Downs	15	14
Rushing-Yards	44-136	47-173
Passing	30-10-1	19-9-0
Passing Yards	159	127
Total Plays	74	66
Total Yards	295	300
Average Gain	4.0	4.5
Fumbles-Lost	2-2	2-1
Third Down Conv.	6-18	5-16
Penalties-Yards	4-20	6-35
Punts-Average	7-33.1	7-39.9
Interceptions-Yards	0-0	1-0
Time of Possession	28:59	31:01

Attendance: 57,937

Kickoff time: 11:04 a.m.  
End of Game: 2:17 p.m.  
Total elapsed time: 3:13  
Temperature: 55  
Wind: WSW 10 mph  
Weather: Partly Cloudy





# BOWL HISTORY - 2006

## MEINEKE CAR CARE BOWL V

### #23 Boston College 25, Navy 24

Saturday, December 30, 2006, 1:00 pm, ESPN

By MIKE CRANSTON, AP Sports Writer

CHARLOTTE, N.C. (AP) - Boston College found a most improbable way to extend the nation's longest bowl winning streak - with a big assist from a Navy miscue.

Walk-on Steve Aponavicius kicked a 37-yard field goal on the final play and the Eagles beat the Midshipmen 25-24 in the Meineke Bowl, a seventh straight bowl win that concluded up a tumultuous month for BC.

Navy, which had 322 yards rushing, seemingly had the game won. BC (10-3) was out of timeouts and Navy only had to run out the clock. But Reggie Campbell fumbled a pitch from quarterback Kaiponoa Kaheaku-Enhada and BC's Jolonn Dunbar recovered at the Navy 40 with 1:43 left.

Matt Ryan completed a long pass to tight end Ryan Purvis and Aponavicius, who had replaced the suspended Ryan Ohliger in midseason, calmly kicked the game-winner, setting off a wild celebration for the Eagles and their interim head coach.

Former Coach Tom O'Brien stunned the team three weeks ago when he left for Atlantic Coast Conference rival North Carolina State. Green Bay offensive coordinator Jeff Jagodzinski was hired to replace him, but won't join the team until the Packers' season is over.

Defensive coordinator Frank Spaziani, a former Navy assistant, was named interim coach for the bowl and is expected to stay on as an assistant under Jagodzinski. But several assistants are also expected to join O'Brien's staff.

Ryan completed 20-of-29 passes for 242 yards with a touchdown pass and a touchdown run, and overcame two interceptions and three sacks.

Shun White rushed for 116 yards and Kaheaku-Enhada threw two touchdown passes for Navy (9-4), which had a four-game winning streak snapped.

White's 53-yard run set up Kaheaku-Enhada's 24-yard touchdown pass to Jason Tomlinson, who made a juggling catch in triple coverage, giving Navy a 21-

13 lead midway through the second quarter.

BC got within 24-22 on Matt Ryan's 25-yard touchdown pass to Ryan Purvis with 7:36 left in the game. Forced to go for a 2-point conversion because of

Aponavicius' missed extra point in the first quarter, Tony Gonzalez dropped Ryan's pass in the back of the end zone.

But Navy's mistake gave the Eagles - and Aponavicius - another chance.

The sophomore, who had never played organized football before going 2-for-2 on field goals against Virginia Tech on Oct.

12, was mobbed by his teammates after the kick, which gave BC its first 10-win season since 1984, when Doug



# BOWL HISTORY - 2006



Flutie won the Heisman Trophy.

Andre Callender rushed for 66 yards for the Eagles, taking over for L.V. Whitworth, who left with an apparent ankle injury late in the first quarter.

Until late in the game, Navy's confusing triple-option offense caused the Eagles, who had the nation's 13th best run defense, fits. Sloppy tackling and big gaps in the secondary allowed Navy to break off six runs of 16 or more yards.

Navy coach Paul Johnson started Jarod Bryant at quarterback ahead of Kaheaku-Enhada, but the Midshipmen's first possession ended on fullback Matt Hall's lost fumble at the Navy 37.

Ryan, the Atlantic Coast Conference's top passer,

completed the short drive with a 2-yard touchdown scramble.

But Aponavicius missed the extra point, and Kaheaku-Enhada threw two touchdown passes to Tyree Barnes and Tomlinson, sandwiched between Zerbin Singleton's 5-yard touchdown run as Navy took control.

Johnson gambled throughout the game, trying a failed onside kick and deciding to go for it on fourth-and-1 from the BC 20 late in the first half.

But Kaheaku-Enhada was stopped for no gain, and Ryan completed two

long passes to set up Aponavicius' 26-yard field goal on the final play of the half to make it 21-16.



<b>Navy</b>	<b>7</b>	<b>14</b>	<b>3</b>	<b>0</b>	<b>- 24</b>
<b>#23 Boston College</b>	<b>6</b>	<b>10</b>	<b>0</b>	<b>9</b>	<b>- 25</b>

## Scoring Summary:

1st	09:29	BC - Matt Ryan 2 yd run (Steve Aponavicius kick failed) 6 plays, 37 yards, TOP 2:18, NAVY 0 - BC 6
	04:38	NAVY - Tyree Barnes 31 yd pass from Kaipo-Noa Kaheaku-Enhada (Matt Harmon kick) 10 plays, 88 yards, TOP 4:51, NAVY 7 - BC 6
2nd	13:57	NAVY - Zerbin Singleton 5 yd run (Harmon kick) 8 plays, 44 yards, TOP 3:15, NAVY 14 - BC 6
	10:12	BC - Brian Toal 1 yd run (Aponavicius kick) 8 plays, 56 yards, TOP 3:35, NAVY 14 - BC 13
	07:21	NAVY - Jason Tomlinson 24 yd pass from Kaheaku-Enhada (Harmon kick) 6 plays, 65 yards, TOP 2:51, NAVY 21 - BC 13
	00:00	BC - Aponavicius 26 yd field goal 5 plays, 71 yards, TOP 0:55, NAVY 21 - BC 16
3rd	09:31	NAVY - Harmon 22 yd field goal 11 plays, 85 yards, TOP 5:09, NAVY 24 - BC 16
4th	07:36	BC - Ryan Purvis 25 yd pass from Ryan (Ryan pass failed) 5 plays, 36 yards, TOP 2:22, NAVY 24 - BC 22
	00:00	BC - Aponavicius 37 yd field goal 6 plays, 20 yards, TOP 1:43, NAVY 24 - BC 25

## Team Statistics

	<b>NAVY</b>	<b>BC</b>
First Downs	21	18
Rushing-Yards	59-322	31-73
Passing	8-6-0	30-20-2
Passing Yards	81	242
Total Plays	67	61
Total Yards	403	315
Average Gain	6.0	5.2
Fumbles-Lost	3-2	0-0
Third Down Conv.	6-13	5-12
Penalties-Yards	3-30	5-25
Punts-Average	4-36.0	5-48.8
Interceptions-Yards	2-15	0-0
Time of Possession	33:23	26:37

Attendance: 52,303

Kickoff time: 1:03 p.m.  
End of Game: 4:08 p.m.  
Total elapsed time: 3:05  
Temperature: 53  
Wind: NE 3-8 mph  
Weather: Mostly Cloudy





# BOWL HISTORY - 2007

## MEINEKE CAR CARE BOWL VI

### Wake Forest 24, UConn 10

Saturday, December 29, 2007, 1:00 pm, ESPN

By MIKE CRANSTON, AP Sports Writer

CHARLOTTE, N.C. (AP) -- Put to rest those derogatory nicknames for Wake Forest. There's nothing weak about the Demon Deacons under coach Jim Grobe.

Behind do-it-all receiver Kenneth Moore and a swarming defense full of big plays, Wake Forest rallied to beat fellow upstart Connecticut 24-10 in the Meineke Car Care Bowl on Saturday.

Often called "Weak Forest" for a long history of ineptitude, Wake Forest (9-4) secured the second-most wins in school history, behind only last year's improbable 11-3 mark that included an Atlantic Coast Conference title and an Orange Bowl berth.

"You know 20 wins in two years for little ol' Wake Forest isn't too bad," Grobe said.

While this year wasn't as stellar, Wake Forest finished with nine wins in its last 11 games -- including a bowl win after last year's loss to Louisville in the school's first Bowl Championship Series appearance.

The Demon Deacons had to come from behind to do it, reeling off the final 24 points after falling behind 10-0 at halftime against the Huskies, who were playing in only their second bowl game.

"We're not about losing anymore," Wake Forest cornerback Alphonso Smith said. "We're not about coming close or competing in a game."

It was a disappointing end to the Huskies' best season since they completed the move from what used to be called Division I-AA six years ago. UConn was limited to nine first downs and failed to score an offensive touchdown.

"You have that pit in your stomach right now because you didn't win," coach Randy Edsall said. "But what these guys did for this year for this program, to get nine wins, to be [Big East] co-champs, be ranked for the first time in school history, they accomplished a lot."

Edsall bemoaned his team's lack of depth, and UConn had a hard time keeping up with Moore. A senior

playing in his hometown in his final game, Moore caught 11 passes for 112 yards and was voted MVP.

Riley Skinner completed 29 of 38 passes for 268 yards, one touchdown and two interceptions, and ACC rookie of the year Josh Adams rushed for 81 yards and a score.

Micah Andrews finished off UConn with a 9-yard touchdown run with 29 seconds left for Wake Forest, which was playing in bowls in consecutive seasons for the first time and displayed an opportunistic defense.

Linebacker Stanley Arnoux highlighted a series of big plays for Wake Forest with an interception and two fourth-down stops.

"Stanley Arnoux is one of those guys nobody talks about, but he might be our best defensive player," Grobe said.

Tyler Lorenzen would agree. The UConn quarterback, disrupted all day, completed just 13-of-26 for 98 yards and was sacked twice.

Donald Brown rushed for 78 yards for the Huskies (9-4), whose poor second half ended their hopes of being ranked at the end of the season for the first time.

"Defense played great. Special teams played great," Lorenzen said. "Offensively we just didn't get it done."

While Wake Forest came into the game with a nation-best 10 non-offensive touchdowns, UConn struck first in an unconventional way late in the first quarter.

Five-foot-6 Larry Taylor returned a punt 68 yards for a touchdown down the right sideline, getting a crushing block by D.J. Hernandez to break free for the final 20 yards.

The Demon Deacons' offense was shut out in a half for the first time all season, with part of the blame pinned on offensive coordinator Steed Lobotzke hectic schedule. Lobotzke was away from the team much of the week while his wife gave birth.

Lobotzke returned Saturday morning, and the offense returned in the second half, as Adams' 38-yard run up the middle on the first drive of the second half got Wake





# BOWL HISTORY - 2007




Forest on the board.

Skinner put the Demon Deacons ahead late in the third quarter by floating a pass to the left corner of the end zone for tight end John Tereshinski for a 20-yard TD.

Arnoux's first fourth-down stop, bringing down Brown for no gain, set up Sam Swank's 34-yard field goal that made it 17-10 early in the fourth.

Arnoux then broke up Lorenzen's fourth-down pass from the Wake 39.

"There's execution problems that could be faulted on the offensive and some with the quarterback," Edsall said. "It wasn't just Tyler. There were certain things that each phase could have done a little bit better."



The Huskies, picked to finish seventh in the eight-team Big East, ended the conference's seven-game bowl win streak dating to 2005.

Moore was much of the reason. He passed former North Carolina State star Torry Holt's ACC single-season record of 88 catches early in the game. He ended up with 98, and was honored on the field after the game as his family -- including his grandmother -- cheered on.

"It's definitely a story-book ending," said Moore, who grew up watching Carolina Panthers games at the same stadium. "I remember I was at a Monday night football game here and I always imagined one day I'd be on that field. Today was that day."

<b>UConn</b>	<b>7</b>	<b>3</b>	<b>0</b>	<b>0</b>	<b>- 10</b>
<b>Wake Forest</b>	<b>0</b>	<b>0</b>	<b>14</b>	<b>10</b>	<b>- 24</b>

## Scoring Summary:

1st	02:38	UConn - Larry Taylor 68 yd punt return (Tony Ciaravino kick) 1 plays, 68 yards, TOP 0:00, UConn 7 - WF 0
2nd	05:00	UConn - Ciaravino 29 yd field goal 8 plays, 80 yards, TOP 2:21, UConn 10 - WF 0
3rd	12:44	WF - Josh Adams 38 yd run (Sam Swank kick) 6 plays, 66 yards, TOP 2:08, UConn 10 - WF 7
	03:27	WF - John Tereshinski 38 yd pass from Riley Skinner (Swank kick) 6 plays, 29 yards, TOP 2:31, UConn 10 - WF 14
4th	11:53	WF - Swank 43 yd field goal 7 plays, 33 yards, TOP 3:01, UConn 10 - WF 17
	00:29	WF - Micah Andrews 9 yd run (Swank kick) 8 plays, 62 yards, TOP 3:36, UConn 10 - WF 24

## Team Statistics

	<b>UConn</b>	<b>WF</b>
First Downs	9	23
Rushing-Yards	30-115	36-144
Passing	13-29-1	29-38-1
Passing Yards	98	268
Total Plays	59	74
Total Yards	213	412
Average Gain	3.6	5.6
Fumbles-Lost	0-0	2-1
Third Down Conv.	5-17	8-16
Penalties-Yards	2-30	1-6
Punts-Average	7-40.0	6-22.2
Interceptions-Yards	1- -2	1-6
Time of Possession	25:09	34:51

Attendance: 53,126

Kickoff time: 1:00 p.m.

End of Game: 4:13 p.m.

Total elapsed time: 3:13

Temperature: 66

Wind: Slight

Weather: Foggy, Mostly Cloudy



# BOWL HISTORY - 2008

## MEINEKE CAR CARE BOWL VII

### West Virginia 31, North Carolina 30

Saturday, December 27, 2008, 1:00 pm, ESPN

By MIKE CRANSTON, AP Sports Writer

CHARLOTTE, N.C. (AP) -- During four record-breaking seasons at West Virginia, Pat White made comeback victories and bowl wins routine.

His grand finale, though, was unique. The most prolific running quarterback in college football history had the best passing game of his career, cementing his status as one of the best players in school history and perhaps showing he can take his game to the NFL, too.

White threw for 332 yards in his final college game, including the game-winning 20-yard touchdown pass to Alric Arnett midway through the fourth quarter in West Virginia's 31-30 victory over North Carolina on Saturday in the Meineke Car Care Bowl.

The senior was voted MVP of a bowl for the third straight year and finished 4-0 in postseason games, helping West Virginia (9-4) end a disappointing season on a positive note.

"I'm sitting by the greatest winner in college football today," West Virginia coach Bill Stewart said of White. "He's the greatest to ever wear the old gold and blue. It's a fitting tribute that this man's the MVP."

It took a great performance to beat out Hakeem Nicks, who caught eight passes for 217 yards and three touchdowns for the 'Tar Heels (8-5). But T.J. Yates' otherwise strong game was marred when he was intercepted by Pat Lazear with under 2 minutes left, ending coach Butch Davis' hopes of a bowl win to complete his turnaround season at North Carolina.

"It's disappointing to lose this game, but I'm very proud of this football team and the strides we've made," said Davis, whose team was 4-8 last year and playing in their first bowl since 2004.

As Davis spoke, Stewart was leading the crowd in cheers in a sweet ending to a tumultuous season for the much-maligned replacement for Rich Rodriguez.

Entering the season as prohibitive favorites to win the Big East, the Mountaineers started 1-2. They recovered to win five straight, only to go 2-2 over their final four games

to end their BCS bowl hopes.

White made sure they went out a winner.

"Half those people out there in the old gold and blue, they all love him," Stewart said, looking at White. "But half of them would like to hang me. ... But I'm not mad. They have such a passion in West Virginia. All they want us to do is be the best."

North Carolina routinely put eight men on the line of scrimmage to stop the NCAA's all-time leading rushing

quarterback. White was held to 55 yards rushing, finishing with 4,480 in his career.

Facing questions about whether he can be an NFL quarterback, White made a strong case. He completed 26 of 32 passes with three touchdowns, one interception, and a clutch fourth-quarter drive.

After West Virginia's J.T. Thomas recovered Shaun Draughn's fumble at the Mountaineers 30, White threw a 41-yard pass over the middle to Jock Sanders,

picked up nine yards on a running play and then rifled a pass between two defenders to Arnett for the go-ahead touchdown with 7:14 left.

"Knowing that this is the last time I'm going to put on this uniform, I definitely wanted to go out on top," White said. "We accomplished that."

The comeback spoiled a remarkable day by Nicks, a junior who could turn pro.

The Mountaineers were missing starting defensive backs Brandon Hogan and Sidney Glover to injuries and illness. The 6-foot-1 Nicks, playing in his hometown, responded by setting three school receiving records and shattering his career-high in yards receiving -- before the game was 20 minutes old. It was part of a dizzying offensive display by both teams that had six touchdowns on the board with 10:37 left in the second quarter.

"I told the defensive coaches, 'My God, we have nobody that can cover him,'" Stewart said.

Nicks' circus catch midway through the third quarter appeared to put the Tar Heels in good shape.



# BOWL HISTORY - 2008



Yates threw a pass behind Nicks on a crossing pattern. Nicks reached back and clutched the ball with his left hand, moved it behind his back and grabbed it with his right hand on the other side of his body for an 8-yard gain. That set up Yates' 4-yard scramble to give North Carolina a 30-24 lead.

"I just wanted to go out in front of my home crowd and pursue the game plan," Nicks said.

Nicks caught three TD passes in the first half, and his first will rival his behind-the-back catch for YouTube hits.

Yates' deep heave over the middle was underthrown and nearly intercepted by Ellis Lankster, but the ball went through his hands and Nicks caught it behind him, then started to celebrate about 15 yards shy of the end zone. That allowed Keith Tandy to catch up, but Nicks wrestled away from him for the 73-yard touchdown.

White was doing his best to keep up in a game that



didn't have an incomplete pass or punt until midway through the second quarter.

White completed 14 of his first 15 passes and threw two first-half touchdowns, including a remarkable one-handed grab by Arnett for a 44-yard score. But White was intercepted in the end zone at the end of the first half by Deunta Williams, who had earlier tackled Noel Devine in the end zone for a safety.

Williams later recovered a fumble, but it wasn't enough for North Carolina. Just too

much White.

According to the West Virginia sports information staff, White is believed to be the first quarterback in college football to start four bowl victories.

"He was on target on everything," Arnett said. "That's the type of player he is. He's going to make a play with his arm or with his legs."

<b>West Virginia</b>	<b>21</b>	<b>0</b>	<b>3</b>	<b>7</b>	<b>- 31</b>
<b>North Carolina</b>	<b>14</b>	<b>9</b>	<b>7</b>	<b>0</b>	<b>- 30</b>

## Scoring Summary:

1st	08:56	WVU - Noel Devine 18 yd run (Pat McAfee kick) 8 plays, 55 yards, TOP 4:05, WVU 7 - UNC 0
	07:22	UNC - Hakeem Nicks 73 yd pass from T.J. Yates (Casey Barth kick) 3 plays, 84 yards, TOP 1:34, WVU 7 - UNC 7
	05:11	WVU - Alric Arnett 44 yd pass from Pat White (McAfee kick) 5 plays, 60 yards, TOP 2:11, WVU 14 - UNC 7
	04:57	UNC - Nicks 66 yd pass from Cooter Arnold (Barth kick) 1 plays, 66 yards, TOP 0:14, WVU 14 - UNC 14
	02:35	WVU - Bradley Starks 35 yd pass from Pat White (McAfee kick) 5 plays, 65 yards, TOP 2:22, WVU 21 - UNC 14
2nd	13:23	UNC - Team Safety WVU 21 - UNC 16
	10:37	UNC - Nicks 25 yd pass from Yates (Barth kick) 5 plays, 40 yards, TOP 2:46, WVU 21 - UNC 23
3rd	09:00	WVU - McAfee 25 yd field goal 11 plays, 65 yards, TOP 6:00, WVU 24 - UNC 23
	04:29	UNC - Yates 4 yd run (Barth kick) 8 plays, 62 yards, TOP 4:31, WVU 24 - UNC 30
4th	07:14	WVU - Arnett 20 yd pass from White (McAfee kick) 3 plays, 70 yards, TOP 1:05, WVU 31 - UNC 30

## Team Statistics

	<b>WVU</b>	<b>UNC</b>
First Downs	20	15
Rushing-Yards	42-123	29-93
Passing	26-32-1	16-26-1
Passing Yards	332	277
Total Plays	74	55
Total Yards	455	370
Average Gain	6.1	6.7
Fumbles-Lost	2-1	2-1
Third Down Conv.	12-19	5-11
Penalties-Yards	1-10	4-37
Punts-Average	3-44.3	5-40.0
Interceptions-Yards	1-13	1-0
Time of Possession	33:44	26:16

Attendance: 73,712

Kickoff time: 1:05 p.m.  
End of Game: 4:11 p.m.  
Total elapsed time: 3:06  
Temperature: 56  
Wind: Light  
Weather: Drizzle, Foggy





# BOWL HISTORY - 2009

## MEINEKE CAR CARE BOWL VIII

### Pittsburgh 19, North Carolina 17

Saturday, December 26, 2009, 4:30 pm, ESPN

By MIKE CRANSTON, AP Sports Writer

CHARLOTTE, N.C. (AP) - Pittsburgh hasn't won this many games since Dan Marino was the quarterback. The only player in school history to rush for more yards in a season than freshman sensation Dion Lewis is somebody named Tony Dorsett.

Thanks to a late-game rally in front of a hostile crowd, the Panthers made a strong case they've returned to prominence.

Lewis rushed for 159 yards and a touchdown to move up in the record book and Dan Hutchins kicked a 33-yard field goal with 52 seconds left, giving 17th-ranked Pitt a 19-17 victory over North Carolina on Saturday in the Meineke Car Care Bowl.

Winning 10 games for the first time since the Marino era in 1981, Pitt (10-3) overcame a disappointing loss to Cincinnati three weeks ago that cost it a spot in a BCS bowl.

"It's back," Lewis said of Pitt football, moments after he was voted bowl MVP. "We're not satisfied with just 10 wins. We want to get more next year."

The last win in 2009 required a remarkable 17-play drive that lasted nearly 9 minutes, included a key fourth-down conversion, a costly penalty against North Carolina and 13 runs by the dynamic Lewis.

Eclipsing Dorsett's freshman rushing record of 1,686 yards in the first quarter, Lewis also moved past Craig Heyward into second on the school's single-season list with 1,799 yards. Dorsett rushed for 2,150 yards in 1976 when he won the Heisman Trophy and Pitt won its last national title.

"It's tough to describe what Dion has accomplished," coach Dave Wannstedt said. "He's special."

T.J. Yates threw two touchdown passes to Greg Little, but his incomplete pass on fourth-and-10 from

his own 49 with 6 seconds left sent the Tar Heels (8-5) to their second straight loss.

Yates was 19 of 32 for 183 yards and an interception while Little caught seven passes for 87 yards and Ryan Houston rushed for 83 yards.

But North Carolina's defense, which came in sixth in the nation overall and ninth against the run, struggled to contain the shifty Lewis and continued a trend of struggling to close out games over the past two seasons under coach Butch Davis.

"I don't think we played as smart as we needed to," Davis said.

The matchup of old coaching buddies went to Wannstedt.

Davis and Wannstedt worked on Jimmy Johnson's staffs at Oklahoma State, Miami and the Dallas Cowboys, winning a national title and

Super Bowl together. Their careers then included NFL head coaching jobs before they returned to college.

It took Wannstedt's big gamble to lift Pitt after North Carolina took a 17-16 lead late in the third quarter on Yates' 14-yard TD pass to Little.

Facing a fourth-and-1 from his own 30 with 6:36 left, senior Bill Stull got 3 yards on a quarterback keeper.

Lewis was later stuffed on third down, leaving Wannstedt with another decision on fourth-and-2 from the North Carolina 30 with 1:30 left. He brought out the field goal unit, but Pitt used a hard count and North Carolina's Cam Thomas jumped offsides, giving Pitt a first down.

"We were definitely trying to draw them offsides," Wannstedt said. "But we were going to kick it. ... But that extra 20 yards sure helped."

Lewis got 13 yards on the next play, and his 6-yard



# BOWL HISTORY - 2009



run into the middle of the field on his 28th carry set up Hutchins' fourth field goal.

"The running back, Dion Lewis, he just bounced when he needed to bounce, he got in the hole when he needed to do it," North Carolina cornerback Kendric Burney said.

Lewis broke Dorsett's 36-year-old freshman mark on a 24-yard run late in the first quarter that ended with him fumbling the ball through the end zone for a touch-back when E.J. Wilson knocked the ball free.

The speedy Lewis made up for it an 11-yard touchdown run that put Pitt ahead 10-7 early in the second quarter.

The 5-foot-8 Lewis had eclipsed 100 yards by halftime, his 10th 100-yard game of the season and his eighth straight. Not bad for a lightly recruited player deemed too small by most of the major schools.

Davis compared him to Clinton Portis, and Lewis was already fielding 2010 Heisman Trophy questions after the



game.

"That's too much," Lewis said. "I don't think I'm ready for that right now."

North Carolina couldn't overcome its numerous mistakes in falling to 0-3 in the Charlotte bowl.

Erik Highsmith's fumble set up a Pitt field goal, and Yates was picked off by Dan Mason near the goal line in the second quarter. Even Yates' 15-yard TD pass to a double-covered Little in the first quarter ended with a 15-yard penalty when Little punted the ball into the stands.

There wasn't much competition for the ball. The crowd of 50,389 was the smallest in the bowl's eight seasons, and North Carolina ended with a loss in Charlotte for a second straight season.

"To put ourselves in back-to-back winning seasons, back-to-back bowl games these last two years, we've covered an awful lot of ground," Davis said. "We haven't scratched the surface of where we want to go.

<b>Pittsburgh</b>	<b>0</b>	<b>13</b>	<b>3</b>	<b>3</b>	<b>- 19</b>
<b>North Carolina</b>	<b>7</b>	<b>3</b>	<b>7</b>	<b>0</b>	<b>- 17</b>

## Scoring Summary:

1st	06:57	UNC - Greg Little 15 yd pass from T.J. Yates (Casey Barth kick) 7 plays, 77 yards, TOP 4:23, PITT 0 - UNC 7
2nd	14:11	PITT - Dan Hutchins 31 yd field goal 7 plays, 26 yards, TOP 2:21, PITT 3 - UNC 7
	11:08	PITT - Dion Lewis 11 yd run (Hutchins kick) 3 plays, 45 yards, TOP 1:15, PITT 10 - UNC 7
	01:05	UNC - Barth 37 yd field goal 5 plays, 18 yards, TOP 1:48, PITT 10 - UNC 10
	00:00	PITT - Hutchins 31 yd field goal 6 plays, 46 yards, TOP 1:05, PITT 13 - UNC 10
3rd	09:11	PITT - Hutchins 42 yd field goal 7 plays, 11 yards, TOP 4:06, PITT 16 - UNC 10
	04:00	UNC Little 14 yd pass from Yates (Barth kicki) 10 plays, 70 yards, TOP 5:11, PITT 16 - UNC 17
4th	00:52	PITT - Hutchins 33 yd field goal 17 plays, 79 yards, TOP 8:47, PITT 19 - UNC 10

## Team Statistics

	<b>PITT</b>	<b>UNC</b>
First Downs	17	18
Rushing-Yards	36-129	29-81
Passing	17-24-0	19-33-1
Passing Yards	163	183
Total Plays	60	62
Total Yards	292	264
Average Gain	4.9	4.3
Fumbles-Lost	4-1	2-1
Third Down Conv.	6-15	6-13
Penalties-Yards	4-26	8-78
Punts-Average	2-45.0	3-41.3
Interceptions-Yards	1-2	0-0
Time of Possession	29:25	30:35

Attendance: 50,389

Kickoff time: 4:35 p.m.  
End of Game: 7:42 p.m.  
Total elapsed time: 3:07  
Temperature: 47  
Wind: WSW 5 mph  
Weather: Overcast



# BOWL HISTORY - 2010

## MEINEKE CAR CARE BOWL IX

### South Florida 31, Clemson 26

Friday, December 31, 2010, 12:00 pm, ESPN

By MIKE CRANSTON, AP Sports Writer

CHARLOTTE, N.C. (AP) - Skip Holtz came to South Florida in a tough spot, replacing a popular coach whose firing left some bad feelings in the locker room. The 3-3 start fueled by a shaky offense didn't help matters.

Slowly, Holtz got a grip on the young program and thanks to an impressive comeback from an injury by his quarterback, the Bulls have reached another milestone.

B.J. Daniels threw two touchdowns passes and ran for a third and in South Florida's 31-26 victory over Clemson on Friday in the Meineke Bowl that gave Holtz a strong finish to his first season and left his team full of smiles.

"We are all so happy to be here," Daniels said. "The coaches have been so supportive and have put a lot of confidence in us."

Mo Plancher also ran for a score for the Bulls (8-5), who took control after Tigers quarterback Kyle Parker left at halftime with a cracked rib. South Florida secured its fifth straight eight-win season and earned its first bowl win over a team from a BCS automatic-qualifying league.

"It was really a great team effort all the way around," said Holtz, who helped the beleaguered Big East move to 3-1 in bowls.

Holtz's grin was in stark contrast to Clemson coach Dabo Swinney after a bad ending to a rough season that left him not ruling out changes to his coaching staff. The Tigers were 2-0 before an overtime loss to No. 1 Auburn set off an avalanche of bad news and losses.

Parker's final game before embarking on a baseball career ended abruptly when he was tackled near the goal line at the end of the second quarter.

Backup Tajh Boyd was picked off by JaQuez

Jenkins on the first play of the fourth. His 48-yard return set up Daniels' 8-yard TD run to make it 31-13 and gave the Tigers (6-7) their first losing season in 11 years.

It was a triumphant return to North Carolina for Holtz, who left East Carolina in January to take over at South Florida.

A steady Daniels completed 20 of 27 passes for 189 yards and an interception to win the MVP award.

"B.J. is a veteran and I made the comment we were going to need his feet with this defensive front with the way they get after the passer," Holtz said. "I thought he did a great job out there today. He made some super decisions."

South Florida stormed to a 17-3 second-quarter lead behind Daniels' 2 TD passes. The Bulls added a field goal following Quenton Washington's 45-yard interception return.

Parker led two scoring drives to end the first half, but he was hurt on a 1-yard run before Jamie Harper punched it in from yard out to make it 17-13 at halftime.

Plancher's 2-yard TD run early in the third quarter gave South Florida a comfortable cushion again and the elusive Daniels was able to keep Clemson's stout defense at bay.





# BOWL HISTORY - 2010



D a ' Q u a n Bowers, who came in with a nation-best 15 1/2 sacks, never got to Daniels and failed to set the school's single-season sacks record in what might be his final college game. Bowers is projected to be a high first-round draft pick.

Clemson made a last-gasp come-

back bid. Boyd threw a 6-yard touchdown pass to Brandon Ford with 1:47 left.

The Tigers recovered the onside kick and Boyd found Ford again for a 10-yard TD. But Clemson's second onside kick was touched by the Tigers about a half yard short of the 10 it needed to travel and

USF took over.

Clemson's difficult season ended with small group of its disgruntled fans making the 2 1/2 drive to Charlotte to see them. Fewer than 40,000 came through the turnstiles in the lowest-attended game in the bowl's nine-year history.

"I don't blame the fans one bit for being ticked off," Swinney said. "They should be ticked off. I'm going to do everything I can to make us better."



<b>South Florida</b>	<b>7</b>	<b>10</b>	<b>7</b>	<b>7</b>	<b>- 31</b>
<b>Clemson</b>	<b>3</b>	<b>10</b>	<b>0</b>	<b>13</b>	<b>- 26</b>

## Scoring Summary:

1st	05:30	CU - Chandler Catanzaro 27 yd field goal 7 plays, 25 yards, TOP 3:16, USF 0 - CU 3
	00:39	USF - Demetri Murray 25 yd pass from B.J. Daniels (Maikon Bonani kick) 6 plays, 82 yards, TOP 2:25, USF 7 - CU 3
2nd	13:42	USF - Bonani 27 yd field goal 4 plays, 1 yards, TOP 1:41, USF 10 - CU 3
	07:19	USF - Dontavia Bogan 15 yd pass from Daniels (Bonani kick) 9 plays, 64 yards, TOP 4:15, USF 17 - CU 3
	03:55	CU - Catanzaro 44 yd field goal 8 plays, 48 yards, TOP 3:17, USF 17 - CU 6
	00:30	CU - Jamie Harper 1 yd run (Catanzaro kick) 7 plays, 43 yards, TOP 0:50, USF 17 - CU 13
3rd	09:47	USF - Moise Plancher 2 yd run (Bonani kick) 13 plays, 83 yards, TOP 5:05, USF 24 - CU 13
4th	13:58	USF - Daniels 8 yd run (Bonani kick) 2 plays, 5 yards, TOP 0:48, USF 31 - CU 13
	01:47	CU - Brandon Ford 6 yd pass from Tajh Boyd (Boyd pass failed) 7 plays, 59 yards, TOP 1:59, USF 31 - CU 19
	01:47	CU - Ford 10 yd pass from Boyd (Catanzaro kick) 5 plays, 43 yards, TOP 1:00, USF 31 - CU 26

## Team Statistics

	<b>USF</b>	<b>CU</b>
First Downs	18	17
Rushing-Yards	37-90	27-50
Passing	20-28-1	24-41-2
Passing Yards	189	246
Total Plays	65	68
Total Yards	279	296
Average Gain	4.3	4.4
Fumbles-Lost	2-1	0-0
Third Down Conv.	9-14	5-16
Penalties-Yards	3-40	6-46
Punts-Average	3-29.3	5-42.6
Interceptions-Yards	2-93	1-0
Time of Possession	30:25	29:35

Attendance: 41,122

Kickoff time: 12:07 p.m.  
End of Game: 3:19 p.m.  
Total elapsed time: 3:16  
Temperature: 48  
Wind: Calm  
Weather: Mostly Cloudy



# BOWL HISTORY - 2011

## BELK BOWL X

### NC State 31, Louisville 24

Tuesday, December 27, 2011, 8:00 pm, ESPN

By STEVE REED, AP Sports Writer

CHARLOTTE, N.C. (AP) - North Carolina State coach Tom O'Brien took a lot of heat when he decided to part ways with star quarterback Russell Wilson and go with unproven junior Mike Glennon as his starter.

It all worked out on Tuesday night in the Belk Bowl, with Glennon throwing for 264 yards and three touchdowns to lead N.C. State over Louisville 31-24 -- and earn MVP honors in the process.

So O'Brien feels vindicated, right? Well, not so much.

"I never had to feel vindicated by any of that," said O'Brien, who ran his record to 8-2 in bowl games. "That would never be my goal once I made a decision. I don't care what people think. I made a decision what was best for this football team going forward. When I made the decision and weighing all options and looking at the talent this kid has I knew we would have a quarterback. I don't have to feel vindicated by anybody."

Then he smiled and added, "but he helped (vindicate) me."

Glennon threw two of his touchdown passes to senior receiver T.J. Graham, who made the most of his final game at N.C. State with seven catches for 116 yards, including a 65-yard score on a nifty catch-and-run.

He threw another to Tobais Palmer, who made what Glennon called "the best catch I've seen all year" when Palmer completely turned his body around in midair and managed to catch it and keep running to the end zone for a 35-yard score.

Glennon finished the season with 31 touchdown passes.

"I knew Russell was a great player and would do great wherever he ended up but I also felt confidence in myself and I know my teammates had confidence in me, so I knew I would do just fine this year," Glennon said.

N.C. State (8-5) also got a huge effort from its defense, which came in leading the country in interceptions.

David Amerson, the nation's individual leader in interceptions, had two of the Wolfpack's three

picks on Louisville freshman quarterback Teddy Bridgewater. He returned one 65 yards for a touchdown to put the Wolfpack up by 21 midway through the third quarter and later sealed the win with a pick on a final fourth-and-23 heave by Bridgewater with 41 seconds left.

Amerson finished the season with 13 interceptions, a new Atlantic Coast Conference record.

"The DB's had to step up and make a play at the end of the game and that's what we did," Amerson said. "I just saw that ball and it was like tunnel vision. I was going to go get it."

Bridgewater had an up and down night, throwing for 274 yards and two touchdowns and running for another. But the three picks hurt.

"Their blitz pattern was simple, it's just that they blitz so much though that they disguised it well," Bridgewater said. "It was more than we faced all year."





# BOWL HISTORY - 2011



Down 21, Louisville coach Charlie Strong used a fake punt and recovered an onside kick to get back in the game after falling behind by 21.



Bridgewater threw 2-yard touchdown passes to tight end Nate Nord and wide receiver Josh Bellamy to close the gap to 31-24 with 3:55 left in the game.

The Cardinals had one last chance to send the game into overtime after stopping N.C. State on fourth-and-2. However, on a third-and-12, Dontae Johnson sacked Bridgewater for an 11-yard loss to set up Amerson's clinching interception.

O'Brien was worried about his young special teams unit coming into the game and his worst fears were realized early in the game when freshman punter Will Baumann mishandled a low snap from center

and was swarmed under at the 5-yard line.

The Cardinals cashed in three plays later on an 8-yard touchdown run by Bridgewater to tie the game.

After Louisville went ahead 10-7, Glennon bounced back from an early interception by completing five straight passes for 80 yards, capped by a 35-yard touchdown to Palmer, who made a nice adjustment with the ball in midair to haul in the pass.

Then came the play of the game as Graham caught a pass over the middle from Glennon and broke two tackles en route to a 68-yard touchdown reception giving the Wolfpack a 21-10 lead at the break.



<b>Louisville</b>	<b>7</b>	<b>3</b>	<b>7</b>	<b>7</b>	<b>- 24</b>
<b>NC State</b>	<b>7</b>	<b>14</b>	<b>10</b>	<b>0</b>	<b>- 31</b>

## Scoring Summary:

1st	05:39	NCSt - T.J.Graham 6 yd pass from Mike Glennon (Niklas Sade kick)
		14 plays, 69 yards, TOP 6:06, UofL 0 - NCSt 7
	01:06	UofL - Teddy Bridgewater 8 yd run (Chris Philpott kick)
		3 plays, 5 yards, TOP 0:56, UofL 7 - NCSt 7
2nd	06:07	UofL - Philpott 32 yd field goal
		7 plays, 48 yards, TOP 3:40, UofL 10 - NCSt 7
	04:03	NCSt - Tobais Palmer 35 yd pass from Glennon (Sade kick)
		5 plays, 80 yards, TOP 1:58, UofL 10 - NCSt 14
	01:35	NCSt - Graham 68 yd pass from Glennon (Sade kick)
		2 plays, 68 yards, TOP 0:36, UofL 10 - NCSt 21
3rd	08:04	NCSt - Sade 34 yd field goal
		14 plays, 60 yards, TOP 6:51, UofL 10 - NCSt 24
	06:39	NCSt - David Amerson 65 yd interception return (Sade kick)
		UofL 10 - NCSt 31
	02:00	UofL - Nate Nord 2 yd pass from Bridgewater (Philpott kick)
		10 plays, 71 yards, TOP 4:31, UofL 17 - NCSt 31
4th	3:55	UofL - Josh Bellamy 2 yd pass from Bridgewater (Sade kick)
		12 plays, 75 yards, TOP 4:28, UofL 24 - NCSt 31

## Team Statistics

	<b>UofL</b>	<b>NCSt</b>
First Downs	18	19
Rushing-Yards	35-117	28-65
Passing	24-43-3	21-33-1
Passing Yards	274	264
Total Plays	78	61
Total Yards	391	329
Average Gain	5.0	5.4
Fumbles-Lost	2-0	3-2
Third Down Conv.	7-17	5-12
Penalties-Yards	4-52	8-47
Punts-Average	3-37.0	2-34.0
Interceptions-Yards	1-0	3-69
Time of Possession	31:50	28:10

Attendance: 58,427

Kickoff time: 8:06 p.m.  
End of Game: 11:28 p.m.  
Total elapsed time: 3:22  
Temperature: 47  
Wind: WSW 18 mph  
Weather: Clear, Breezy





# BOWL HISTORY - 2012

## BELK BOWL XI

### Cincinnati 48, Duke 34

Thursday, December 27, 2012, 6:30 pm, ESPN

By STEVE REED, AP Sports Writer

CHARLOTTE, N.C. (AP) - Duke seemed to have its first bowl win since 1961 well in hand — and then the bottom fell out.

With the game tied at 34 and the Blue Devils working on the clock while setting up for a potential go-ahead field goal, Josh Snead fumbled on a second-and-goal at the Cincinnati 5-yard line and the Bearcats recovered.

Four plays later, game MVP Brendon Kay connected on an 83-yard touchdown pass to tight end Travis Kelce to help lift Cincinnati to a 48-34 victory in the Belk Bowl.

"It's heartbreaking, because we wanted to win this game for our seniors," Snead said. "But as a team, we're going to learn from this and build off the momentum from this."

After the game, Duke coach David Cutcliffe refused to pin the loss on Snead, saying there were numerous missed opportunities.

Snead said he'll move on and learn from the mistake. As for the fumble, he couldn't explain what happened.

"The exchange to my handoff carrying the ball, it just popped out," Snead said. "Somebody got their hand in there and it popped out."

Kay threw for 332 yards and his four scoring passes were a Belk Bowl record.

His biggest TD pass came when Kelce got behind the Duke defense on a seam route, caught the ball in stride and raced the final 60 yards to the end zone as Blue Devils fans looked on in stunned silence.

Cincinnati (10-3) sealed it on the next series when Maalik Bomar came crashing into Duke quarterback Sean Renfree, forcing a deflection that Nick Temple returned 55 yards for a touchdown.

Renfree threw for 358 yards — another Belk Bowl record — for the Blue Devils (6-7). Conner Vernon, the ACC's all-time leader in receptions and receiving yards, had 10 catches for 119 yards and a touchdown in his final game for the Blue Devils.

Duke, which came in having allowed 51 points and an average of 294.5 yards rushing over its previous four games, struggled to stop Cincinnati after the first quarter.

The Bearcats piled up 554 total yards of offense, including 130 yards on the ground by George Winn. Duke wasn't too shabby on offense, either, combining with the Bearcats for a Belk Bowl-record 1,114 yards.

Kay's MVP performance comes after a career beset by injuries, but this turned out to be his night to shine.

The Bearcats trailed 16-0 before rattling off 27 straight points to seem-



# BOWL HISTORY - 2012



ingly take control, and the big turning point came from Cincinnati linebacker Greg Blair.

With Duke leading 16-3 and looking for more, Renfree fired a pass over the middle for running back Jela Duncan, who lunged for the goal line but was hit by Blair and fumbled. Blair recovered and suddenly the Bearcats had a shot.

Cincinnati came to life a short time later when Kay connected on a 25-yard touchdown pass to Anthony McClung, cutting the Duke lead to 16-10. Kay's second scoring pass, a 41-yard strike to Abernathy, capped a 98-yard drive in the final two minutes of the first half and gave the Bearcats their first lead.

Cincinnati carried the momentum into the second half, scoring on their first two possessions. Tony Miliano connected from 25 yards out and Winn cut back against the grain and raced 46 yards for his 13th touchdown of the season.

But the Blue Devils stormed back to take the lead on a 10-yard touchdown pass from Renfree to

Vernon and a 2-yard pass from reserve quarterback Brendon Connette to David Reeves.

The game went back and forth from there before Kelce, who finished with 123 yards receiving, put the Bearcats ahead for good.



<b>Cincinnati</b>	<b>3</b>	<b>14</b>	<b>10</b>	<b>21</b>	<b>- 48</b>
<b>Duke</b>	<b>16</b>	<b>0</b>	<b>8</b>	<b>10</b>	<b>- 34</b>

## Scoring Summary:

1st	11:48	Duke - Brandon Connette 5 yd run (Ross Martin kick blocked)
		8 plays, 79 yards, TOP 3:12, Cin. 0 - Duke 6
	06:12	Duke - Martin 33 yd field goal
		11 plays, 44 yards, TOP 3:38, Cin. 0 - Duke 9
	04:45	Duke - Tony Foster 0 yd blocked punt return (Martin kick)
		Cin. 0 - Duke 16
	01:43	CIN - Tony Miliano 45 yd field goal
		8 plays, 50 yards, TOP 2:56, Cin. 3 - Duke 16
2nd	04:02	CIN - Anthony McClung 25 yd pass from Brendon Kay (Miliano kick)
		5 plays, 54 yards, TOP 2:08, Cin. 10 - Duke 16
	00:42	CIN - RD Abernathy 41 yd pass from Kay (Miliano kick)
		6 plays, 98 yards, TOP 1:46, Cin. 17 - Duke 16
3rd	10:02	CIN - Miliano 27 yd field goal
		8 plays, 70 yards, TOP 4:52, Cin. 20 - Duke 16
	07:41	CIN - George Winn 46 yd run (Miliano kick)
		2 plays, 60 yards, TOP 0:41, Cin. 27 - Duke 16
	03:00	Duke - Connor Vernon 10 yd pass from Sean Renfree (Isaac Blakeney pass from Renfree)
		11 plays, 80 yards, TOP 4:41, Cin. 27 - Duke 24
4th	12:45	Duke - David Reeves 2 yd pass from Connette (Martin kick)
		9 plays, 68 yards, TOP 2:55, Cin. 27 - Duke 31
	11:19	CIN - Chris Moore 25 yd pass from Kay (Miliano kick)
		4 plays, 77 yards, TOP 1:18, Cin. 34 - Duke 31
	07:24	Duke - Martin 52 yd field goal
		10 plays, 46 yards, TOP 3:48, Cin. 34 0 Duke 34
	00:44	CIN - Travis Kelce 83 yd pass from Kay (Miliano kick)
		4 plays, 94 yards, TOP 0:36, Cin. 41 - Duke 34
	00:14	CIN - Nick Temple 55 yd interception return (Miliano kick)
		Cin. 48 - Duke 34

## Team Statistics

	<b>CIN</b>	<b>Duke</b>
First Downs	18	36
Rushing-Yards	28-222	39-200
Passing	17-25-0	38-50-2
Passing Yards	332	360
Total Plays	53	89
Total Yards	554	560
Average Gain	10.5	6.3
Fumbles-Lost	0-0	3-2
Third Down Conv.	3-10	7-13
Penalties-Yards	6-59	5-48
Punts-Average	4-39.2	1-79.0
Interceptions-Yards	2-76	0-0
Time of Possession	26:18	33:42

Attendance: 48,128

Kickoff time: 6:35 p.m.  
End of Game: 10:20 p.m.  
Total elapsed time: 3:45  
Temperature: 47  
Wind: WNW 5 mph  
Weather: Mostly cloudy





# BOWL HISTORY - 2013

## BELK BOWL XII

### North Carolina 39, Cincinnati 17

Saturday, December 28, 2013, 3:20 pm, ESPN

By STEVE REED, AP Sports Writer

CHARLOTTE, N.C. (AP) - When North Carolina freshman Ryan Switzer reported to training camp in August he was a little miffed to learn he was third on the depth chart at punt returner.

Rather than pout, the 5-foot-10, 175-pound Switzer went about working even harder to earn the starting job.

The 18-year-old not only did that, but capped a memorable season Saturday by returning a punt 86 yards for a touchdown to help North Carolina beat Cincinnati 39-17 for its first Belk Bowl title in four tries. It was Switzer's fifth punt return for a TD this season, tying an NCAA record.

T.J. Logan returned a kickoff 78 yards for a touchdown, Marquise Williams threw for 171 yards and a score and Romar Morris had two short TD runs as the Tar Heels (7-6) won a bowl game for the first time since 2010.

The victory also capped a huge turnaround for the Tar Heels, who started the season 1-5.

"We're standing here today because of our coaching staff and our senior leadership," said Switzer, the game's MVP. "Those two groups, they didn't let us hang our heads. They didn't let one person walk into the building who wasn't willing to work. We knew we had the talent the ability to turn the season around. We had to have the heart to do it."

Cincinnati (9-4) was looking to become the bowl's first back-to-back champion since Virginia

did it 10 years ago, but Brendon Kay — the MVP last year — was limited to 181 yards passing and no touchdowns.



The Tar Heels brought relentless pressure and had five sacks, including one for a safety.

"They knew we were missing some starters on the offensive line, and they threw the kitchen sink at us," Cincinnati coach Tommy Tuberville said. "They twisted, they did all kinds of things up front, and our quarterback

could never set his feet. He didn't have a chance. ... We expected it, but there's not a lot we could do about it."

North Carolina came in having lost its previous three in-state Belk Bowl appearances, but bolted to a 23-3 halftime lead behind a pair of long touchdown drives led by Williams and Logan's nifty kickoff return.

After Morris scored on a 2-yard run to make it 7-0, Brandon Ellerbe and Kareem Martin sacked Kay in the end zone for a safety — the first of three sacks in the opening half. On the ensuing kickoff, Logan put the Tar Heels in control by fielding the ball near the left sideline and cutting back up the middle of the field for the score.

Williams made it 23-3 in the second quarter, hitting Tabb on a quick slant for a 3-yard touchdown strike.

Unlike last year's Belk Bowl when Cincinnati



# BOWL HISTORY - 2013



spotted Duke 17 points and stormed back to win 48-34 behind Kay's four touchdown passes, there would be no Bearcats comeback.

Switzer turned in another big special teams play in the third quarter when he fielded a punt at his



own 14 exploded up the field for an 86-yard TD after several Bearcats overran the punt.

The Bearcats reached the end zone on a 15-yard touchdown run by Ralph David Abernathy, but the Tar Heels answered with a methodical 13-play, 65-yard drive, with Morris scoring his second touchdown on a 1-yard plunge to make it 36-10.

Fedora said he's excited about North Carolina's future as the school looks to put the memory of NCAA sanctions behind them for good.

"We are going in the right direction," Fedora said. "There is a tremendous positive buzz about the Tar Heels in the state of North Carolina."

Kay said it was an emotional way to end his career at Cincinnati.

"This is not the way (the seniors) wanted to go out, by any means," Kay said. "It's tough. We've been through a lot this year — coaching changes, losing a teammate (in a deadly car accident), other ups and downs — but I wouldn't want to go to war with anybody else but this team, these seniors."

<b>Cincinnati</b>	<b>0</b>	<b>3</b>	<b>7</b>	<b>7</b>	<b>- 17</b>
<b>North Carolina</b>	<b>16</b>	<b>7</b>	<b>13</b>	<b>3</b>	<b>- 39</b>

## Scoring Summary:

1st	05:40	UNC - Romar Morris 2 yd run (Thomas Moore kick)
		11 plays, 68 yards, TOP 3:39, Cin. 0 - UNC 7
	02:25	UNC - Kareem Martin safety
		Cin. 0 - UNC 9
	02:12	UNC - T.J. Logan 78 yd kickoff return (Moore kick)
		Cin. 0 - UNC 16
2nd	14:17	CIN - Tony Miliano 34 yd field goal
		10 plays, 48 yards, TOP 2:55, Cin. 3 - UNC 16
	10:16	UNC - Jack Tabb 3 yd pass from Marquise Williams (Moore kick)
		12 plays, 76 yards, TOP 4:01, Cin. 3 - UNC 23
3rd	10:41	UNC - Ryan Switzer 86 yd punt return (Moore kick failed)
		Cin. 3 - UNC 29
	08:08	CIN - RD Abernathy 15 yd run (Miliano kick)
		9 plays, 75 yards, TOP 2:33, Cin. 10 - UNC 29
	03:32	UNC - Morris 1 yd run (Moore kick)
		13 plays, 65 yards, TOP 4:36, Cin. 10 - UNC 36
4th	14:26	CIN - Shaq Washington 10 yd run (Miliano kick)
		3 plays, 61 yards, TOP 0:44, Cin. 17 - UNC 36
	02:52	UNC - Moore 40 yd field goal
		15 plays, 74 yards, TOP 9:19, Cin. 17 - UNC 39

## Team Statistics

	<b>CIN</b>	<b>UNC</b>
First Downs	20	23
Rushing-Yards	36-168	46-174
Passing	16-36-1	19-33-0
Passing Yards	181	171
Total Plays	72	79
Total Yards	349	345
Average Gain	4.8	4.4
Fumbles-Lost	1-1	1-1
Third Down Conv.	4-14	6-15
Penalties-Yards	3-35	4-25
Punts-Average	5-36.4	4-44.2
Interceptions-Yards	0-0	1-0
Time of Possession	26:36	33:24

Attendance: 45,211

Kickoff time: 3:25 p.m.  
End of Game: 6:35 p.m.  
Total elapsed time: 3:10  
Temperature: 53  
Wind: SSE 2 mph  
Weather: Cloudy



# BOWL HISTORY - 2014

## BELK BOWL XIII

### #13 Georgia 37, #20 Louisville 14

Tuesday, December 30, 2014, 3:20 pm, ESPN

By STEVE REED, AP Sports Writer

CHARLOTTE, N.C. (AP) - Louisville coach Bobby Petrino wasn't about to let a disappointing finish put a damper on his team's accomplishments this season — or what he perceives to be a bright future for the program.

"It's been a good year for us and we have a ways to go," Petrino said. "This was a good measuring stick for us."

Freshman Nick Chubb ran for a career-high 266 yards and two touchdowns as No. 13 Georgia defeated 20th-ranked Cardinals 37-14 in the Belk Bowl on Tuesday night.

Louisville finished 9-4 in its first season with Petrino back at the helm.

But how it ended was a bit surprising.

The Cardinals came in with the nation's second best defense but allowed 301 yards on the ground. Chubb's rushing total was second highest in school history behind only Herschel Walker's 283 yards rushing against Vanderbilt in 1980. Chubb averaged 8 yards per carry.

Louisville linebacker Keith Kelsey called Chubb the best running back the Cardinals have faced this season. He said the goal now is to get bigger, stronger and faster this offseason.

Petrino decided to give redshirt freshman Kyle Bolin his first career start.

It was a struggle for Bolin, who finished 20 of 40 for 300 yards with two interceptions and one touchdown. Backup Reggie Bonnafon attempted just three passes and completed one for 14 yards

along with one interception.

DeVante Parker lived up to his billing with eight catches for 120 yards for Louisville.



Georgia quarterback Hutson Mason threw for 149 yards and a touchdown before leaving with blurred vision in the second quarter with the Bulldogs (10-3) ahead 20-7. He was replaced by Brice Ramsey, whose primary duty was to hand the ball off to Chubb and watch him run.

Mason said after the game he didn't have a concussion, but couldn't see straight.

Georgia's defense certainly contributed to the win.

They came up with three interceptions, two of those by Dominick Sanders.

The Bulldogs leaned heavily on the 5-foot-10, 228-pound Chubb after Mason left the game and Ramsey was intercepted on his first play from scrimmage.

Chubb set a new Belk Bowl rushing record, eclipsing the 174-yard effort set by Boston College's Andrew Callender in 2004.

Louisville's defense came into the game allowing just 93.7 yards per game on the ground. Chubb nearly had that in the first half, rushing for 78 yards on 12 carries and a touchdown. He added an 82-yard run in the second half that led to another Georgia score.

# BOWL HISTORY - 2014



Georgia coach Mark Richt said Ramsey, who could be Georgia's starting quarterback next season, made a few mistakes during the game but "overall he secured the ball well."

The Bulldogs roared to a 20-7 lead in the first half as Mason found wide open flanker Chris Conley down the middle of the field for a 44-yard

touchdown strike for a 7-0 lead. Chubb added a 31-yard scoring run.

The Bulldogs (10-3) made it a three-possession game late in the third quarter when Chubb broke free from his own 3 and raced 82 yards, setting up a 2-yard touchdown run by Sony Michel.

Chubb later sealed the win with an 8-yard touchdown run.

Louisville's only scores came on an 11-yard scoring strike from Bolin to Gerald Christian and a 6-yard run by Brandon Radcliff.



<b>#13 Georgia</b>	<b>7</b>	<b>13</b>	<b>7</b>	<b>10</b>	<b>- 37</b>
<b>#20 Louisville</b>	<b>7</b>	<b>0</b>	<b>7</b>	<b>0</b>	<b>- 14</b>

## Scoring Summary:

1st	08:24	UGA - Chris Conley 44 yd pass from Hutson Mason (M. Morgan kick)
		8 plays, 90 yards, TOP 3:16, UGA 7 - LOU 0
	04:25	LOU - Gerald Christian 11 yd pass from Kyle Bolin (John Wallace kick)
		9 plays, 84 yards, TOP 3:54, UGA 7 - LOU 7
2nd	11:33	UGA - Marshall Morgan 41 yd field goal
		9 plays, 43 yards, TOP 2:30, UGA 10 - LOU 7
	06:40	UGA - Nick Chubb 31 yd run (Morgan kick)
		7 plays, 76 yards, TOP 2:19, UGA 17 - LOU 7
	04:58	UGA - Morgan 22 yd field goal
		4 plays, 4 yards, TOP 1:23, UGA 20 - LOU 7
3rd	05:41	UGA - Sony Michel 2 yd run (Morgan kick)
		3 plays, 97 yards, TOP 0:57, UGA 27 - LOU 7
	01:48	LOU - Brandon Radcliff 6 yd run (Wallace kick)
		10 plays, 70 yards, TOP 3:47, UGA 27 - LOU 14
4th	05:20	UGA - Morgan 41 yd field goal
		9 plays, 43 yards, TOP 4:13, UGA 30 - LOU 14
	02:02	UGA - Chubb 8 yd run (Morgan kick)
		4 plays, 45 yards, TOP 2:16, UGA 37 - LOU 14

## Team Statistics

	<b>UGA</b>	<b>LOU</b>
First Downs	22	20
Rushing-Yards	53-292	27-62
Passing	14-24-1	21-44-3
Passing Yards	200	314
Total Plays	77	71
Total Yards	492	376
Average Gain	6.4	5.3
Fumbles-Lost	1-1	1-0
Third Down Conv.	12-18	6-14
Penalties-Yards	4-19	7-44
Punts-Average	2-41.0	6-37.5
Interceptions-Yards	3-42	1-0
Time of Possession	33:00	27:00

Attendance: 45,671

Kickoff time: 6:36 p.m.  
End of Game: 10:06 p.m.  
Total elapsed time: 3:30  
Temperature: 39  
Wind: NNE 5 mph  
Weather: Cloudy





# BOWL HISTORY - 2015

## BELK BOWL XIV

### Mississippi State 51, NC State 28

Wednesday, December 30, 2015, 3:30 pm, ESPN

By STEVE REED, AP Sports Writer

CHARLOTTE, N.C. (AP) - Dak Prescott was determined to put an exclamation point on his impressive career at Mississippi State.

He did just that Wednesday.

Prescott threw for a Belk Bowl-record 380 yards and four touchdowns on a rain-soaked field in Mississippi State's 51-28 victory over North Carolina State.

Selected the game MVP, Prescott completed 25 of 42 passes and ran for 47 yards joining Colin Kaepernick, Tim Tebow, Dan LeFevour as the only players in FBS history to throw for 9,000 yards and run for 2,500 yards in their career.

"There aren't words to describe what he has done for this program," Mississippi State coach Dan Mullen said. "He has taken a university and a football program and changed the way people think about it. That's pretty unique. I've coached a lot of good football players, and I hate comparing guys, but he could very easily be the best guy I've ever coached."

That's some high praise from Mullen, who was Tebow's offensive coordinator at Florida.

Prescott threw two touchdown passes to Brandon Holloway in the second half to break it open for the Bulldogs, who finished the season 9-4 after being picked to finish last in the SEC West in the preseason poll.

Wide receiver Fred Ross had seven catches for 74 yards and a touchdown and scored on a 33-yard reverse. De'Runnya Wilson added five catches for 96 yards and a touchdown to help the Bulldogs break the Belk Bowl scoring record.

North Carolina State's Jacoby Brissett threw for one score and ran for another, but had two early interceptions that led to Mississippi State's first 14 points.

Brissett had only thrown four interceptions all season coming into the game.

The Bulldogs led 31-14 at the half before Prescott put the game away.

He lobbed his third TD pass of the game to Holloway over a blitzing defense to put the Bulldogs

up 37-21 late in the third quarter. The senior quarterback hit Holloway in stride on a go route along the right sideline for a 55-yard touchdown in the fourth quarter.

Holloway finished with 78 yards on four catches.

Mississippi State's defense set the tone early.

On the first play from scrimmage, defensive end Jonathan Calvin hit Brissett as he released the ball and linebacker Gerri Green came up with the diving interception on the slick field at the Wolfpack 26. Five plays later, Ross hauled in a pass from Prescott in the left flat, turned up the left sideline and raced 14 yards for a score.



# BOWL HISTORY - 2015



Brissett had another pass picked off later in the first quarter and Prescott capitalized by finding Wilson for a 28-yard scoring strike. Mississippi State made it 21-0 when Ross scored on a 33-yard reverse.

Brissett did battle back. He hooked up with former defensive end Pharoah McKeever on an 82-yard scoring strike on a blown coverage to get NC State on the board, and Jaylen Samuels raced 46 yards for a touchdown to trim the lead to

seven. But that was as close as the Wolfpack would get.



The Bulldogs made it a two-possession game when left guard Justin Malone bent over to pick up a loose ball in the end zone after Prescott fumbled on a quarterback draw.

Doeren believes a young Wolfpack (7-6) team has a bright future.

"There's two things that happen: You have struggle in your life and then you deal with struggle," he said.

"I told them I've been through this and the first thing that you do is you stick together as a family."

<b>NC State</b>	<b>0</b>	<b>14</b>	<b>7</b>	<b>7</b>	<b>- 28</b>
<b>Mississippi State</b>	<b>14</b>	<b>17</b>	<b>6</b>	<b>14</b>	<b>- 51</b>

## Scoring Summary:

1st	13:33	MSU - Fred Ross 14 yd pass from Dak Prescott (Westin Graves kick)
		5 plays, 26 yards, TOP 1:23, MSU 7 - NCSU 0
	03:31	MSU - De'Runnya Wilson 28 yd pass from Dak Prescott (Graves kick)
		2 plays, 67 yards, TOP 0:18, MSU 14 - NCSU 0
2nd	12:17	MSU - Fred Ross 33 yd run (Graves kick)
		4 plays, 68 yards, TOP 1:46, MSU 21 - NCSU 0
	11:16	NCSU - Pharoah McKeever 82 yd pass from Jacoby Brissett (Kyle Bamgard kick)
		2 plays, 76 yards, TOP 1:01, MSU 21 - NCSU 7
	06:43	NCSU - Jaylen Samuels 48 yd run (Bamgard kick)
		4 plays, 57 yards, TOP 1:07, MSU 21 - NCSU 14
	03:18	MSU - Justin Malone 0 yd Fumble Recovery (Graves kick)
		2 plays, 76 yards, TOP 1:01, MSU 28 - NCSU 14
	00:14	MSU - Graves 39 yd Field Goal
		7 plays, 33 yards, TOP 1:25, MSU 31 - NCSU 14
3rd	07:20	NCSU - Brissett 3 yd run (Bamgard kick)
		7 plays, 65 yards, TOP 1:35, MSU 31 - NCSU 21
	01:16	MSU - Brandon Holloway 10 yd pass from Prescott (Westin kick failed)
		7 plays, 65 yards, TOP 1:35, MSU 37 - NCSU 21
4th	09:41	MSU - Holloway 55 yd pass from Prescott (Graves kick)
		2 plays, 56 yards, TOP 0:42, MSU 44 - NCSU 21
	05:38	MSU - Aeris Williams 33 yd run(Graves kick)
		5 plays, 51 yards, TOP 1:49, MSU 51 - NCSU 21
	00:45	NCSU - Jaylen Samuels 1 yd run (Bamgard kick)
		17 plays, 65 yards, TOP 4:53, MSU 51 - NCSU 28

## Team Statistics

	<b>NCSU</b>	<b>MSU</b>
First Downs	20	25
Rushing-Yards	51-210	35-189
Passing	12-28-2	25-42-1
Passing Yards	214	380
Total Plays	79	77
Total Yards	424	569
Average Gain	5.4	7.4
Fumbles-Lost	0-0	0-0
Third Down Conv.	6-17	9-17
Penalties-Yards	4-50	5-55
Punts-Average	5-36.8	4-38.5
Interceptions-Yards	1-0	2-0
Time of Possession	32:05	27:55

Attendance: 46,423

Kickoff time: 3:35 p.m.  
End of Game: 7:11 p.m.  
Total elapsed time: 3:36  
Temperature: 66  
Wind: SE 5 mph  
Weather: Light rain





# BOWL HISTORY - 2016

## BELK BOWL XV

### #18 Virginia Tech 35, Arkansas 24

Thursday, December 29, 2016, 5:30 pm, ESPN

By STEVE REED, AP Sports Writer

CHARLOTTE, N.C. (AP) - It's never easy to replace an icon.

One way to do that is to create your own legacy, something first-year coach Justin Fuente is doing at Virginia Tech after taking over for Frank Beamer.

Jerod Evans threw for 243 yards and two touchdowns and ran for two scores and No. 18 Virginia Tech pulled off an epic comeback -- the largest in the school's 124-year history -- by erasing a 24-point halftime deficit to beat Arkansas 35-24 on Thursday night in the Belk Bowl.

"It's a fantastic honor," Fuente said. "And I think it speaks to our guys -- the character and toughness and what it means to play for Virginia Tech. They love Virginia Tech."

Along with that memorable feat, Fuente also won 10 games this season -- something no other Hokies coach, even Beamer, can say he accomplished in his first season.

It wasn't easy though.

After being limited to 180 yards in the first half, the Hokies (10-4) took advantage of three interceptions by Razorbacks quarterback Austin Allen and scored touchdowns on five of their first seven possessions of the second half to rattle off 35 unanswered points.

Fuente said the Hokies made minor adjustments to their pass rush at halftime, but it was "nothing revolutionary."

"Our kids have phenomenal character, work ethic and toughness," Hokies coach Justin Fuente said. "Playing well was important to them today and we didn't do it in the first half. They regrouped and

said they were going to do it one play at a time and they came out and fought, and scratched and clawed and found a way to get the job done."

Evans scored on a 4-yard run and threw touchdown strikes to Sam Rogers and Chris Cunningham to cut it to 24-21 in the third quarter. Travon McMillan put the Hokies ahead for good with 12:03 left

in the game when he scored on a 6-yard run. Evans sealed the win with an 8-yard touchdown scamper.

"Everyone kept coming to me and telling me they're following my lead," Evans said. "I definitely carried that with a chip on my shoulder, and made sure they understood that I'm with them until the wheels fall off. They fed off of me and I fed off of them."

He completed 12 of 16 passes for 129 yards and two TDs in the second half.

Virginia Tech came in averaging 35 points, but the Razorbacks (7-6) set the tone early by turning Evans' fumble and interception into 10 points to take a 17-0 lead in the first quarter. Arkansas extended the lead to 24-0 at halftime and it looked as if it might cruise to an easy victory.

But Evans had other ideas.





# BOWL HISTORY - 2016



Allen was spectacular in the first half, completing 13 of 16 passes for 215 yards and two touchdowns.

However, his three interceptions in the second half proved costly and he was limited 63 yards passing.

“The second half has been our melting point,” Arkansas coach Bret Bielema said. “... I’ve never seen anything like it and the tied turn against us like that in all three phases of the game.”



Fuente became the first coach in Virginia Tech history to win 10 games in his first season at the helm.

Fuente credited his seniors handling the change in the coaching staff so well and for developing into leaders.

“They desperately wanted to get Virginia Tech back in the ACC picture and in the national scene and back to 10 victories — and they did it,” Fuente said.

The MVP award was given to wide receiver Cam Phillips. He had six catches for 115 yards.

<b>Arkansas</b>	<b>17</b>	<b>7</b>	<b>0</b>	<b>0</b>	<b>- 24</b>
<b>#18 Virginia Tech</b>	<b>0</b>	<b>0</b>	<b>21</b>	<b>14</b>	<b>- 35</b>

## Scoring Summary:

1st	13:23	ARK - Cole Hedlund 38 yd FG
		4 plays, 6 yards, TOP 1:24, ARK 3 - VT 0
	02:22	ARK - Austin Allen 1 yd run (Hedlund kick)
		9 plays, 90 yards, TOP 4:32, ARK 10 - VT 0
	00:21	ARK - Cheyenne Grady 28 yd pass from Allen (Hedlund kick)
		2 plays, 30 yards, TOP 0:40, ARK 17 - VT 0
2nd	10:05	ARK - Keon Hatcher 12 yd pass from Allen (Hedlund kick)
		6 plays, 54 yards, TOP 3:36, ARK 24 - VT 0
3rd	13:27	VT - Jerod Evans 4 yd run (Joey Slye kick)
		3 plays, 30 yards, TOP 0:40, ARK 24 - VT 7
	04:18	VT - Sam Rogers 3 yd pass from Evans (Slye kick)
		5 plays, 44 yards, TOP 2:10, ARK 24 - VT 14
	04:00	VT - Chris Cunningham 5 yd pass from Evans (Slye kick)
		1 plays, 5 yards, TOP 0:05, ARK 24 - VT 21
4th	12:03	VT - Travon McMillian 6 yd run (Slye kick)
		10 plays, 76 yards, TOP 3:07, ARK 24 - VT 28
	06:41	VT - Evans 1 yd run (Slye kick)
		2 plays, 8 yards, TOP 0:16, ARK 24 - VT 35

## Team Statistics

	<b>ARK</b>	<b>VT</b>
First Downs	14	25
Rushing-Yards	34-36	44-159
Passing	18-31-3	21-34-1
Passing Yards	278	243
Total Plays	65	78
Total Yards	314	402
Average Gain	4.8	5.2
Fumbles-Lost	1-1	2-1
Third Down Conv.	2-14	7-15
Penalties-Yards	12-75	4-45
Punts-Average	7-43.4	6-39.2
Interceptions-Yards	1-50	3-22
Time of Possession	31:14	28:46

Attendance: 46,902

Kickoff time: 5:36 p.m.  
End of Game: 9:31 p.m.  
Total elapsed time: 3:55  
Temperature: 52  
Wind: N/NW 17 mph  
Weather: Clearing and windy



# INDIVIDUAL RECORDS

## TOTAL OFFENSE

Most Plays	55	Jerod Evans (Virginia Tech) 22 rush, 33 pass vs. Arkansas, 2016
	54	Dak Prescott (Mississippi State) 12 rush, 42 pass vs. NC State, 2015
	53	Pat White (West Virginia) 21 rush, 32 pass vs. North Carolina, 2008
	52	Teddy Bridgewater (Louisville) 9 rush, 43 pass vs. NC State, 2011
	51	Sean Renfree (Duke) 2 rush, 49 pass vs. Cincinnati, 2012
Most Net Yards Gained	427	Dak Prescott (Mississippi State) 47 rush, 380 pass vs. NC State, 2015
	408	Brendon Kay (Cincinnati) 76 rush, 332 pass vs. Duke, 2012
	387	Pat White (West Virginia) 55 rush, 332 pass vs. North Carolina, 2008
	364	Sean Renfree (Duke) 6 rush, 358 pass vs. Cincinnati, 2012
	358	Jerod Evans (Virginia Tech) 115 rush, 243 pass vs. Arkansas, 2016
Per-Play Average (min. 10 plays)	11.9	Connor Vernon (Duke) 10-119 vs. Cincinnati, 2012
	11.7	Brendon Kay (Cincinnati) 35-408 vs. Duke, 2012
	10.5	Alvin Pearman (Virginia) 13-136 vs. Pittsburgh, 2003
	8.8	Rasheed Marshall (West Virginia) 30-263 vs. Virginia, 2002
	8.5	Wali Lundy (Virginia) 28-239 vs. West Virginia, 2002

## PASSING

Most Completions	37	Sean Renfree (Duke) vs. Cincinnati, 2012
	29	Riley Skinner (Wake Forest) vs. Connecticut, 2007
	26	Pat White (West Virginia) vs. North Carolina, 2008
	25	Dak Prescott (Mississippi State) vs. NC State, 2015
	24	Teddy Bridgewater (Louisville) vs. NC State, 2011 Paul Peterson (Boston College) vs. North Carolina, 2004
Most Attempts	49	Sean Renfree (Duke) vs. Cincinnati, 2012
	43	Teddy Bridgewater (Louisville) vs. NC State, 2011
	42	Dak Prescott (Mississippi State) vs. NC State, 2015
	41	Darian Durant (North Carolina) vs. Boston College, 2004
	40	Kyle Bolin (Louisville) vs. Georgia, 2014
Most Yards	380	Dak Prescott (Mississippi State) vs. NC State, 2015
	358	Sean Renfree (Duke) vs. Cincinnati, 2012
	332	Brendon Kay (Cincinnati) vs. Duke, 2012 Pat White (West Virginia) vs. North Carolina, 2008
	300	Kyle Bolin (Louisville) vs. Georgia, 2014
Most Touchdowns	4	Dak Prescott (Mississippi State) vs. NC State, 2015 Brendon Kay (Cincinnati) vs. Duke, 2012
	3	Mike Glennon (NC State) vs. Louisville, 2011 Pat White (West Virginia) vs. North Carolina, 2008 Darian Durant (North Carolina) vs. Boston College, 2004
Highest Percentage	.813 (26-32)	Pat White (West Virginia) vs. North Carolina, 2008
	.763 (29-38)	Riley Skinner (Wake Forest) vs. Connecticut, 2007
	.755 (37-49)	Sean Renfree (Duke) vs. Cincinnati, 2012
	.741 (20-27)	B.J. Daniels (South Florida) vs. Clemson, 2010
	.727 (24-33)	Paul Peterson (Boston College) vs. North Carolina, 2004
	.727 (16-22)	Matt Schaub (Virginia) vs. West Virginia, 2002
Longest Non-Scoring Pass	55	Brendon Kay to Anthony McClung (Cincinnati) vs. Duke, 2012
	55	Rasheed Marshall to Miquelle Henderson (West Virginia) vs. Virginia, 2002
	53	Teddy Bridgewater to Josh Bellamy (Louisville) vs. NC State, 2011
	43	Rasheed Marshall to Phil Braxton (West Virginia) vs. Virginia, 2002
	41	Pat White to Jock Sanders (West Virginia) vs. North Carolina, 2008 Marcus Stone to Brian Clark (NC State) vs. South Florida, 2005



# INDIVIDUAL RECORDS



Most Times Intercepted	3	Austin Allen (Arkansas) vs. Virginia Tech, 2016
		Teddy Bridgewater (Louisville) vs. NC State, 2011
	2	Jacoby Brissett (NC State) vs. Mississippi State, 2015
		Kyle Bolin (Louisville) vs. Georgia, 2014
		Sean Renfree (Duke) vs. Cincinnati, 2012
		Matt Ryan (Boston College) vs. Navy, 2006

## RUSHING

Most Attempts	33	Nick Chubb (Georgia) vs. Louisville, 2014
	28	Dion Lewis (Pittsburgh) vs. North Carolina, 2009
	26	Jacoby Brissett (NC State) vs. Mississippi State, 2015
		Andre Callender (Boston College) vs. North Carolina, 2004
	25	Avon Cobourne (West Virginia) vs. Virginia, 2002
	23	Toney Baker (NC State) vs. South Florida, 2005
		Wali Lundy (Virginia) vs. Pittsburgh, 2003
Most Yards	266	Nick Chubb (Georgia) vs. Louisville, 2014
	174	Andre Callender (Boston College) vs. North Carolina, 2004
	159	Dion Lewis (Pittsburgh) vs. North Carolina, 2009
	130	George Winn (Cincinnati) vs. Duke, 2012
	127	Wali Lundy (Virginia) vs. West Virginia, 2002
Best Average (5 carries)	16.6	Shun White (Navy) 7-116 vs. Boston College, 2006
	14.9	Alvin Pearman (Virginia) 7-104 vs. Pittsburgh, 2003
	11.8	Zerbin Singleton (Navy) 6-71 vs. Boston College, 2006
	8.1	Nick Chubb (Georgia) vs. Louisville, 2014
		George Winn (Cincinnati) vs. Duke, 2012
	8.0	Micah Andrews (Wake Forest) 8-64 vs. Connecticut, 2007
Longest Non-Scoring Run	82	Nick Chubb (Georgia) vs. Louisville, 2014
	58	Donald Brown (Connecticut) vs. Wake Forest, 2007
	53	Shun White (Navy) vs. Boston College, 2006
	52	Shaq Washington (Cincinnati) vs. North Carolina, 2013
	51	Alvin Pearman (Virginia) 7-104 vs. Pittsburgh, 2003
Most TD's	2	Jerod Evans (Virginia Tech) vs. Arkansas, 2016
		Jaylen Samuels (NC State) vs. Mississippi State, 2015
		Nick Chubb (Georgia) vs. Louisville, 2014
		Romar Morris (North Carolina) vs. Cincinnati, 2013
		Wali Lundy (Virginia) vs. West Virginia, 2002
		Avon Cobourne (West Virginia) vs. Virginia, 2002

## RECEIVING

Most Receptions	11	Kenneth Moore (Wake Forest) vs. Connecticut, 2007
	10	Connor Vernon (Duke) vs. Cincinnati, 2012
	8	DeVante Parker (Louisville) vs. Georgia, 2014
		DeAndre Hopkins (South Florida) vs. Clemson, 2010
		Hakeem Nicks (North Carolina) vs. West Virginia, 2008
	7	8 players - most recently
		Fred Ross (Mississippi State) vs. NC State, 2015
Most Yards (Catches)	217 (8)	Hakeem Nicks (North Carolina) vs. West Virginia, 2008
	123 (5)	Travis Kelce (Cincinnati) vs. Duke, 2012
	120 (8)	DeVonte Parker (Louisville) vs. Georgia, 2014
	119 (10)	Connor Vernon (Duke) vs. Cincinnati, 2012
	116 (7)	T. J. Graham (NC State) vs. Louisville, 2011
		Derrele Mitchell (North Carolina) vs. Boston College, 2004



# INDIVIDUAL RECORDS

Best Average (min. 3 catches)	36.7	Anthony McClung (Cincinnati) vs. Duke, 2012
	33.0	Brian Clark (NC State) vs. South Florida, 2005
	27.1	Hakeem Nicks (North Carolina) vs. West Virginia, 2008
	27.0	Phil Braxton (West Virginia) vs. Virginia, 2002
	24.6	Travis Kelce (Cincinnati) vs. Duke, 2012
Longest Non-Scoring Reception	55	Anthony McClung (Cincinnati) vs. Duke, 2012
		Miquelle Henderson (West Virginia) vs. Virginia, 2002
	53	Josh Bellamy (Louisville) vs. NC State, 2011
	43	Phil Braxton (West Virginia) vs. Virginia, 2002
	41	Jock Sanders (West Virginia) vs. North Carolina, 2008
Most TD's		Brian Clark (NC State) vs. South Florida, 2005
	3	Hakeem Nicks (North Carolina) vs. West Virginia, 2008
	2	Brandon Holloway (Mississippi State) vs. NC State, 2015
		T.J. Graham (NC State) vs. Louisville, 2011
		Brandon Ford (Clemson) vs. South Florida, 2010
		Greg Little (North Carolina) vs. Pittsburgh, 2009
		Alic Arnett (West Virginia) vs. North Carolina, 2008
		Wali Lundy (Virginia) vs. West Virginia, 2002

## INTERCEPTIONS

Most Interceptions	2	David Amerson (NC State) vs. Louisville, 2011
Most Return Yards	65	David Amerson (NC State) vs. Louisville, 2011
Longest Return	65	David Amerson (NC State) vs. Louisville, 2011

## PUNTING

Most Punts	7	Toby Baker (Arkansas) vs. Virginia Tech, 2016
		Desi Cullen (Connecticut) vs. Wake Forest, 2007
		John Deraney (NC State) vs. South Florida, 2005
		David Woolridge (North Carolina) vs. Boston College, 2004
Highest Average	49.5	Andy Lee (Pittsburgh) vs. Virginia, 2003
Longest Punt	79	Will Monday (Duke) vs. Cincinnati, 2012

## PUNT RETURNS

Most Returns	4	Jackie Chambers (South Florida) vs. NC State, 2005
Most Yards	83	Ryan Switzer (North Carolina) vs. Cincinnati, 2013
Longest Return	86	Ryan Switzer (North Carolina) vs. Cincinnati, 2013

## KICKOFF RETURNS

Most Returns	6	Nyheim Hines (NC State) vs. Mississippi State, 2015
Most Yards Returned	165	Will Blackmon (Boston College) vs. North Carolina, 2004
Longest Return	78	T.J. Logan (North Carolina) vs. Cincinnati, 2013

## SCORING

Most Points	24	Wali Lundy (Virginia) vs. West Virginia, 2002
Most Touchdowns	4	Wali Lundy (Virginia) vs. West Virginia, 2002

## FIELD GOALS

Most Field Goals Made	4	Dan Hutchins (Pittsburgh) vs. North Carolina, 2009
	3	Marshall Morgan (Georgia) vs. Louisville, 2014
		Connor Hughes (Virginia) vs. Pittsburgh, 2003
	2	Ross Martin (Duke) vs. Cincinnati, 2012
		Tony Miliano (Cincinnati) vs. Duke, 2012
		Chandler Catanzaro (Clemson) vs. South Florida, 2010
		Steve Aponavicius (Boston College) vs. Navy, 2006
Most Field Goal Attempts		Connor Hughes (Virginia) vs. West Virginia, 2002
	5	Dan Hutchins (Pittsburgh) vs. North Carolina, 2009



# INDIVIDUAL RECORDS



- 3 Marshall Morgan (Georgia) vs. Louisville, 2014  
Ross Martin (Duke) vs. Cincinnati, 2012  
Chandler Catanzaro (Clemson) vs. South Florida, 2010  
Connor Hughes (Virginia) vs. Pittsburgh, 2003

## **PATs**

- Most PATs Made 6 Westin Graves (Mississippi State) vs. NC State, 2015  
Tony Miliano (Cincinnati) vs. Duke, 2012  
Connor Hughes (Virginia) vs. West Virginia, 2002  
Most PAT Attempts 7 Westin Graves (Mississippi State) vs. NC State, 2015

## **LONGEST SCORING PLAYS**

- 1) 86 Ryan Switzer (North Carolina) punt return vs. Cincinnati, 2013  
2) 83 Travis Kelce (Cincinnati) pass from Brendon Kay vs. Duke, 2012  
3) 82 Pharoah McKeever (NC State) pass from Jacoby Brissett vs. Mississippi State, 2015  
4) 78 T.J. Logan (North Carolina) kickoff return vs. Cincinnati, 2013  
5) 73 Hakeem Nicks (North Carolina) pass from T.J. Yates vs. West Virginia, 2008  
6) 69 Marques Hagans (Virginia) punt return vs. West Virginia, 2002  
7) 68 T.J. Graham (NC State) pass from Mike Glennon vs. Louisville, 2011  
Larry Taylor (Connecticut) punt return vs. Wake Forest, 2007  
8) 66 Hakeem Nicks (North Carolina) from Cooter Arnold vs. West Virginia, 2008  
9) 65 David Amerson (NC State) interception return vs. Louisville, 2011  
10) 55 Brandon Holloway (Mississippi State) pass from Dak Prescott vs. NC State, 2015  
Nick Temple (Cincinnati) interception return vs. Duke, 2012

## **LONGEST TOUCHDOWN RECEPTIONS**

- 1) 83 Travis Kelce (Cincinnati) from Brendon Kay vs. Duke, 2012  
2) 82 Pharoah McKeever (NC State) pass from Jacoby Brissett vs. Mississippi State, 2015  
3) 73 Hakeem Nicks (North Carolina) from T.J. Yates vs. West Virginia, 2008  
4) 68 T.J. Graham (NC State) pass from Mike Glennon vs. Louisville, 2011  
5) 66 Hakeem Nicks (North Carolina) from Cooter Arnold vs. West Virginia, 2008

## **LONGEST TOUCHDOWN RUNS**

- 1) 48 Jaylen Samuels (NC State) vs. Mississippi State, 2015  
2) 46 George Winn (Cincinnati) vs. Duke, 2012  
3) 38 Josh Adams (Wake Forest) vs. Connecticut, 2007  
4) 33 Fred Ross (Mississippi State) vs. NC State, 2015  
Aeris Williams (Mississippi State) vs. NC State, 2015  
5) 31 Nick Chubb (Georgia) vs. Louisville, 2014  
Wali Lundy (Virginia) vs. West Virginia, 2002

## **LONGEST FIELD GOALS**

- 1) 52 Ross Martin (Duke) vs. Cincinnati, 2012  
2) 45 Tony Miliano (Cincinnati) vs. Duke, 2012  
3) 44 Chandler Catanzaro (Clemson) vs. South Florida, 2010  
Connor Hughes (Virginia) vs. Pittsburgh, 2003  
4) 43 Sam Swank (Wake Forest) vs. Connecticut, 2007  
5) 42 Dan Hutchins (Pittsburgh) vs. North Carolina, 2010



# TEAM RECORDS

## TOTAL OFFENSE

Most Plays	89	Duke vs. Cincinnati, 2012
Most Net Yards	569	Mississippi State vs. NC State, 2015
Highest Per-Play Average	10.5	Cincinnati vs. Duke, 2012
Most First Downs	36	Duke vs. Cincinnati, 2012

## PASSING

Most Completions	38	Duke vs. Cincinnati, 2012
Most Attempts	50	Duke vs. Cincinnati, 2012
Highest Completion Percentage	.813 (26-32)	West Virginia vs. North Carolina, 2008
Most Yards Gained	380	Mississippi State vs. NC State, 2015
Most Touchdowns	4	Mississippi State vs. NC State, 2015
		Cincinnati vs. Duke, 2012
Most Interceptions	3	Arkansas vs. Virginia Tech, 2016
		Louisville vs. NC State, 2011
Fewest Completions	6	Navy vs. Boston College, 2006
Fewest Attempts	8	Navy vs. Boston College, 2006
Fewest Yards Gained	81	Navy vs. Boston College, 2006

## RUSHING

Most Attempts	59	Navy vs. Boston College, 2006
Most Yards	322	Navy vs. Boston College, 2006
Highest Per-Play Average	7.9	Cincinnati vs. Duke, 2012
Most Rushing Touchdowns	3	Virginia Tech vs. Arkansas, 2016
		Mississippi State vs. NC State, 2015
		NC State vs. Mississippi State, 2015
		West Virginia vs. Virginia, 2002
		Virginia vs. West Virginia, 2002
Fewest Attempts	27	Louisville vs. Georgia, 2014
		Clemson vs. South Florida, 2010
Fewest Yards	36	Arkansas vs. Virginia Tech, 2016

## SCORING

Most Touchdowns	7	Mississippi State vs. NC State, 2015
Most Points, Winning Team	51	Mississippi State vs. NC State, 2015
Largest Margin of Victory	26	Virginia, 48 vs. West Virginia, 22, 2002
Most Points, Losing Team	34	Duke vs. Cincinnati, 2012
Most Points in One Quarter	21	Virginia Tech vs. Arkansas, 2016
	(3rd)	West Virginia vs. North Carolina, 2008
	(1st)	Virginia vs. West Virginia, 2002
	(3rd)	NC State vs. South Florida, 2005
Fewest Points, Winning Team	14	South Florida vs. NC State, 2005
Fewest Points, Losing Team	0	

## PUNTING

Most Punts	7	Four teams - (Most recently - Connecticut vs. Wake Forest, 2007)
Highest Average	49.5	Pittsburgh vs. Virginia, 2003

## INTERCEPTIONS

Most Interceptions	3	Virginia Tech vs. Arkansas, 2016
		Georgia vs. Louisville, 2014
		NC State vs. Louisville, 2011
Most Yards Returned	93	South Florida vs. Clemson, 2010

# TEAM RECORDS



## MISCELLANEOUS

Fewest First Downs	9	Connecticut vs. Wake Forest, 2007
Most Fumbles	4	Pittsburgh vs. North Carolina, 2009
Most Fumbles Lost	2	4 Teams - most recently Duke vs. Cincinnati, 2012
Most Turnovers	4	Duke vs. Cincinnati, 2012
Most Penalties	12	Arkansas vs. Virginia Tech, 2016
Most Yards Penalized	78	North Carolina vs. Pittsburgh, 2009
Fewest Penalties	1	West Virginia vs. North Carolina, 2008 Wake Forest vs. Connecticut, 2007 Pittsburgh vs. Virginia, 2003
Fewest Yards Penalized	5	Pittsburgh vs. Virginia, 2003

## TWO TEAM RECORDS

Most Points	82	Cincinnati, 48 vs. Duke, 34, 2012
Fewest Points	14	NC State, 14 vs. South Florida, 0, 2005
Most Points, One Quarter	35	West Virginia, 21 vs. North Carolina, 14 in 1st Quarter, 2008
Most First Downs	54	Duke, 36 vs. Cincinnati, 18, 2012
Most Total Plays	156	NC State 79, Mississippi State 77, 2015
Most Total Yards	1,114	Duke, 560 vs. Cincinnati, 554, 2012
Most Rushing Attempts	91	West Virginia, 52 vs. Virginia, 39, 2002
Most Yards Rushing	439	West Virginia, 244 vs. Virginia, 195, 2002
Most Pass Completions	55	Duke, 38 vs. Cincinnati, 17, 2012
Most Pass Attempts	76	Louisville, 43 vs. NC State, 33, 2011 North Carolina 41, Boston College 35, 2004
Most Yards Passing	692	Duke, 360 vs. Cincinnati, 332, 2012
Most Touchdown Passes	6	Cincinnati, 4 vs. Duke, 2, 2012 West Virginia, 3 vs. North Carolina, 3, 2008
Most Fumbles	6	Pittsburgh, 4 vs. North Carolina, 2, 2009
Most Yards Penalized	120	Arkansas, 75 vs. Virginia Tech, 45, 2016

## HEAD COACHING RESULTS

<u>Head Coach</u>	<u>School</u>	<u>Year</u>	<u>Record</u>	<u>Head Coach</u>	<u>School</u>	<u>Year</u>	<u>Record</u>
Chuck Amato	NC State	2005	1-0	Jim Leavitt	South Florida	2005	0-1
Bret Bielema	Arkansas	2016	0-1	Dan Mullen	Mississippi State	2015	1-0
John Bunting	North Carolina	2004	0-1	Tom O'Brien	NC State	2011	1-0
David Cutcliffe	Duke	2012	0-1		Boston College	2004	1-0
Butch Davis	North Carolina	2008, 2009	0-2	Bobby Petrino	Louisville	2014	0-1
Dave Doeren	NC State	2015	0-1	Mark Richt	Georgia	2014	1-0
Randy Edsall	UConn	2007	0-1	Rich Rodriguez	West Virginia	2002	0-1
Larry Fedora	North Carolina	2013	1-0	Frank Spaziani	Boston College	2006	1-0 (interim)
Justin Fuente	Virginia Tech	2016	1-0	Bill Stewart	West Virginia	2008	1-0
Jim Grobe	Wake Forest	2007	1-0	Steve Stripling	Cincinnati	2012	1-0 (interim)
Al Groh	Virginia	2002, 2003	2-0	Charlie Strong	Louisville	2011	0-1
Walt Harris	Pittsburgh	2003	0-1	Dabo Swinney	Clemson	2010	0-1
Skip Holtz	South Florida	2010	1-0	Tommy Tuberville	Cincinnati	2013	0-1
Paul Johnson	Navy	2006	0-1	Dave Wannstadt	Pittsburgh	2009	1-0

## CONFERENCE RESULTS

<u>Conference</u>	<u>Record</u>	<u>School- Result, Year</u>
American Athletic	0-1	Cincinnati- L, 2013
Atlantic Coast	8-7	Boston College- W 2006, Clemson- L 2010, Duke- L 2012, Louisville- L 2014, North Carolina- L 2004, L 2008, L 2009, W 2013, NC State- W 2005, W 2011, L 2015, Virginia- W 2002, W 2003, Virginia Tech- W 2016, Wake Forest- W 2007
Big East	5-5	Boston College- W 2004, Cincinnati- W 2012, UConn- L 2007, Louisville- L 2011, Pittsburgh- L 2003, W 2009, South Florida- L 2005, W 2010, West Virginia- L 2002, W 2008
Independent	0-1	Navy- L 2006
Southeastern	2-1	Arkansas- L 2016, Georgia- W 2014, Mississippi State- W 2015





# MVP AWARD

## Jerry Richardson Most Valuable Player Award

“Tradition, legacy, and integrity.” Those are the three words former NFL Commissioner Paul Tagliabue has used to describe Carolina Panthers Owner and Founder Jerry Richardson. The words were well chosen.

Richardson knows about tradition. He was a member of one the NFL’s most storied teams, the Baltimore Colts, and played a role in their 1959 championship win over the New York Giants. He, along with George Halas, is one of two NFL owners to ever play in the League.

He is also familiar with legacy, for he will always be known as the man who brought NFL football to the Carolinas. That has been enough to earn him induction into both the North Carolina and South Carolina Sports Halls of Fame.

Richardson’s integrity is reinforced every time he is appointed to another committee, for as Tagliabue has said, “Jerry wins people’s confidence because he’s forthright, he’s intelligent, and he’s able to suggest win-win solutions over conflict.”

Another quality can be added to Tagliabue’s list - passion. Richardson has a passion for his family, for the NFL, and for the Carolinas. That passion led him to bring a franchise to his native state against staggering odds. It led him to be the motivation behind one of the finest stadiums in the country as the home of the Carolina Panthers.

After growing up in North Carolina, Richardson moved to South Carolina when he attended Wofford College in Spartanburg. A stellar college career for the Terriers led the Baltimore Colts to draft him in the 13th round in 1958. In a glimpse of what would come nearly 40 years later, Richardson overcame tremendous odds to earn a roster spot as a third receiver with the Colts. In the 1959 Championship Game, he caught a touchdown pass from Johnny Unitas in a 31-16 victory over the Giants.

He used his playoff check of \$3,500 to begin a successful 30-year career in business, but football remained a passion and love that he never lost. On July 16, 1987, Richardson began running the longest and best route of his career when he and his son, Mark, along with NationsBank Chairman Hugh McColl, Jr., attorney Richard Thigpen, Jr., and John Lewis of Arthur Andersen met in Charlotte to discuss the possibility of entering a bid for an NFL franchise.

With the marketing genius of Max Muhleman providing nationwide attention, the ownership group overcame repeated hurdles to obtain the franchise six-and-a-half years later.

Richardson was born in Spring Hope, NC, and grew up in Fayetteville, where he graduated from Fayetteville Senior High School. He and his wife, Rosalind Sallenger Richardson, have a son, Mark, and a daughter, Ashley Richardson Allen, of Charlotte. The Richardsons have nine grandchildren and live in Charlotte.

The Belk Bowl is proud to honor a true champion of the Charlotte community by awarding the Jerry Richardson Most Valuable Player to a deserving individual.



### PAST RECIPIENTS

**2016 - Cam Phillips, WR, Virginia Tech**

6 receptions for 115 yards, 4 rushes for 22 yards

**2015 - Dak Prescott, QB, Mississippi State**

25-42 for 380 yards, 4 TDs

**2014 - Nick Chubb, RB, Georgia**

33 rushes for 266 yards, 2 TDs

**2013 - Ryan Switzer, WR, North Carolina**

86-yard punt return TD, 113 total yards

**2012 - Brendon Kay, QB, Cincinnati**

17-25 for 332 yards, 4 TDs

**2011 - Mike Glennon, QB, NC State**

21-33 for 264 yards, 3 TDs

**2010 - B.J. Daniels, QB, South Florida**

20-27 for 189 yards, 2 TDs

**2009 - Dion Lewis, RB, Pittsburgh**

28 rushes for 159 yards, 1 TD

**2008 - Pat White, QB, West Virginia**

24-33 for 236 yards, 3 TDs

**2007 - Kenny Moore, WR, Wake Forest**

11 receptions for 112 yards

**2006 - Jolonn Dunbar, LB, Boston College**

14 tackles, 1 sack, 1 fumble recovered

**2005 - Stephen Tulloch, LB, NC State**

15 tackles, 3 sacks, 1 fumble recovered

**2004 - Paul Peterson, QB, Boston College**

24-33 for 236 yards, 2 TDs

**2003 - Matt Schaub, QB, Virginia**

20-31 for 244 yards, 1 TD

**2002 - Wali Lundy, RB, Virginia**

22 rushes for 127 yards, 5 catches for 76 yards, 4 TDs

