



GT

MEN'S BASKETBALL

2017-18 INFORMATION GUIDE

ROSTER AT-A-GLANCE

NUMERICAL

No.	Name	Pos.	Ht.	Wt.	Cl.	Hometown (High School/College)
0	Justin Moore*	G	6-4	162	So.	San Diego, Calif. (Mission Bay HS)
1	Tadric Jackson***	G	6-2	203	Sr.	Tifton, Ga. (Tift County HS)
2	Shembari Phillips#	G	6-3	202	Jr.	Atlanta, Ga. (Wheeler HS/Tennessee)
3	Evan Cole	F	6-9	211	Fr.	Cumming, Ga. (South Forsyth HS)
4	Brandon Alston	G	6-5	200	Jr.	Vienna, Va. (Herndon HS/Lehigh)
5	Josh Okogie*	G	6-4	213	So.	Snellville, Ga. (Shiloh HS)
10	Jose Alvarado	G	6-0	174	Fr.	Brooklyn, N.Y. (Christ the King HS)
11	Evan Jester	F	6-6	180	Fr.	Riverdale, Ga. (Sandy Creek HS)
12	Moses Wright	F	6-9	210	Fr.	Raleigh, N.C. (William G. Enloe HS)
13	Curtis Haywood II	G	6-5	198	Fr.	Oklahoma City, Okla. (Mustang HS/Brewster Academy, N.H.)
23	Jon Brown	G	6-5	172	Fr.	Miami, Fla. (Sports Leadership and Management Academy)
24	Sylvester Ogbonda*	F	6-10	239	r-So.	Port Harcourt, Nigeria (National Christian Academy, Fort Washington, Md.)
32	Avi Schafer	C	6-8	231	Fr.	Osaka, Japan (Brewster Academy, N.H.)
34	Abdoulaye Gueye**	F	6-9	213	r-Jr.	Dakar, Senegal (Central Park Christian/Birmingham, Ala.)
44	Ben Lammers***	C	6-10	234	Sr.	San Antonio, Texas (Alamo Heights HS)
55	Malachi Rice	G	6-0	180	Fr.	Indianapolis, Ind. (Brebeuf Jesuit Preparatory School)

ALPHABETICAL

No.	Name	Pos.	Ht.	Wt.	Cl.	Hometown (High School/College)
10	Jose Alvarado	G	6-0	174	Fr.	Brooklyn, N.Y. (Christ the King HS)
4	Brandon Alston	G	6-5	200	Jr.	Vienna, Va. (Herndon HS/Lehigh)
23	Jon Brown	G	6-5	172	Fr.	Miami, Fla. (Sports Leadership and Management Academy)
3	Evan Cole	F	6-9	211	Fr.	Cumming, Ga. (South Forsyth HS)
34	Abdoulaye Gueye**	F	6-9	213	r-Jr.	Dakar, Senegal (Central Park Christian-Birmingham, Ala.)
13	Curtis Haywood II	G	6-5	198	Fr.	Oklahoma City, Okla. (Mustang HS/Brewster Academy, N.H.)
1	Tadric Jackson***	G	6-2	203	Sr.	Tifton, Ga. (Tift County HS)
11	Evan Jester	F	6-6	180	Fr.	Riverdale, Ga. (Sandy Creek HS)
44	Ben Lammers***	C	6-10	234	Sr.	San Antonio, Texas (Alamo Heights HS)
0	Justin Moore*	G	6-4	162	So.	San Diego, Calif. (Mission Bay HS)
24	Sylvester Ogbonda*	F	6-10	239	r-So.	Port Harcourt, Nigeria (National Christian Academy, Fort Washington, Md.)
5	Josh Okogie*	G	6-4	213	So.	Snellville, Ga. (Shiloh HS)
2	Shembari Phillips#	G	6-3	202	Jr.	Atlanta, Ga. (Wheeler HS/Tennessee)
55	Malachi Rice	G	6-0	180	Fr.	Indianapolis, Ind. (Brebeuf Jesuit Preparatory School)
32	Avi Schafer	C	6-8	231	Fr.	Osaka, Japan (Brewster Academy, N.H.)
12	Moses Wright	F	6-9	210	Fr.	Raleigh, N.C. (William G. Enloe HS)

*denotes varsity letters earned; #must sit out 2017-18 season due to NCAA transfer rules

Head Coach: Josh Pastner (Arizona, 1997), 2nd season

Assistant Coaches:

Tavaras Hardy (Northwestern, 2002), 2nd season
Darryl LaBarrie (Georgia Tech, 2001), 4th season
Eric Reveno (Stanford, 1989), 2nd season

Director of Recruiting and Compliance: Julian Swartz (Carroll College, 2005), 2nd season

Director of Player Personnel: Mario West (Georgia Tech, 2007), 2nd season

Director of Scouting: Tyler Benson (St. Bonaventure, 2009), 2nd season

Athletic Trainer: Richard Stewart (Salisbury, 2005), 11th season

Strength Coach: Dan Taylor (Franklin Pierce, 2002), 2nd season

Pronunciations

Jose Alvarado	AL-vuh-ROD-oh
Abdoulaye Gueye	ahb-doo-LYE guhy
Tavaras Hardy	tuh-VAR-us
Tadric Jackson	TODD-rick
Darryl LaBarrie	luh-BARRY
Sylvester Ogbonda	oh-BOND-uh
Josh Okogie	oh-KO-gee (hard G)
Shembari Phillips	shem-BAR-ee
Eric Reveno	REV-uh-no
Malachi Rice	MAL-uh-ky
Avi Schafer	AH-vee

BY CLASS

Freshmen: Jose Alvarado, Jon Brown, Evan Cole, Curtis Haywood II, Evan Jester, Malachi Rice, Avi Schafer, Moses Wright
Sophomores: Justin Moore, Sylvester Ogbonda (r), Josh Okogie
Juniors: Brandon Alston, Abdoulaye Gueye (r), Shembari Phillips
Seniors: Tadric Jackson, Ben Lammers

BY STATE/COUNTRY

California: Justin Moore
Florida: Jon Brown
Georgia: Evan Cole, Tadric Jackson, Evan Jester, Josh Okogie, Shembari Phillips
Indiana: Malachi Rice
Japan: Avi Schafer
New York: Jose Alvarado
Nigeria: Sylvester Ogbonda
North Carolina: Moses Wright
Oklahoma: Curtis Haywood II
Senegal: Abdoulaye Gueye
Texas: Ben Lammers
Virginia: Brandon Alston

BY BIRTHDATE

January 11, 1996 Sylvester Ogbonda
January 28, 1998 Avi Schafer
February 27, 1997 Justin Moore
March 5, 1999 Evan Jester
March 6, 1999 Malachi Rice
March 21, 1997 Shembari Phillips
April 12, 1998 Jose Alvarado
May 10, 1995 Brandon Alston
May 11, 1999 Evan Cole
July 10, 1998 Jon Brown
September 1, 1998 Josh Okogie
September 24, 1997 Curtis Haywood II
October 26, 1994 Tadric Jackson
November 12, 1995 Ben Lammers
November 24, 1994 Abdoulaye Gueye
December 23, 1998 Moses Wright

BY MAJOR

Economics: Brandon Alston (Masters), Malachi Rice
Business Administration: Jon Brown, Evan Cole, Abdoulaye Gueye, Curtis Haywood II, Tadric Jackson, Evan Jester, Sylvester Ogbonda, Josh Okogie, Moses Wright
History, Science & Technology: Shembari Phillips
Literature, Media & Communication: Jose Alvarado
Mechanical Engineering: Ben Lammers
Physics: Avi Schafer
Psychology: Justin Moore

BY HEIGHT

6-0 Jose Alvarado, Malachi Rice
6-2 Tadric Jackson
6-3 Shembari Phillips
6-4 Justin Moore, Josh Okogie
6-5 Brandon Alston, Jon Brown, Curtis Haywood II
6-6 Evan Jester
6-8 Avi Schafer
6-9 Evan Cole, Abdoulaye Gueye, Moses Wright
6-10 Ben Lammers, Sylvester Ogbonda

GEORGIA TECH 2017-18 BASKETBALL INFORMATION GUIDE



GEORGIA TECH ATHLETIC ASSOCIATION

150 Bobby Dodd Way NW
Atlanta, GA 30332
404-894-5400
www.RamblinWreck.com
Twitter: @GTathletics
Facebook: GTathletics
Instagram: @GTathletics
YouTube: RamblinWreckTube

CREDITS

EDITOR

Mike Stamus

EDITORIAL ASSISTANCE

Mike Flynn, Kevin Davis, Liz Ryan,
Alex Keator, Andrew Clausen, Wiley Ballard,
Anand Sarathy and many former communications
staff members and student assistants

PHOTOGRAPHY

Danny Karnik, Clyde Click

PRINTING

Bennett Graphics
125 Royal Woods Court, Suite 100
Tucker, GA 30084

© 2017, Georgia Tech Athletic Association



INFORMATION

General Information

Pronunciations	Inside front cover
Rosters	Inside covers
Tech Schedule	Back cover
Quick Facts	2
Staff Directory	2
Media Information	3
Directions	3
Notebook	4-8
McCamish Pavilion	9
Zelnak Center/Luck Building	10

Player Bios

Brandon Alston	12
Abdoulaye Gueye	13
Tadric Jackson	14
Ben Lammers	16
Justin Moore	18
Sylvester Ogbonda	19
Josh Okogie	20
Shembari Phillips	21
Jose Alvarado/Jonathan Brown/Evan Cole/Curtis Haywood	22
Evan Jester/Malachi Rice/Avi Schafer/Moses Wright	23
Head coach Josh Pastner	24-26
Assistant coaches Hardy/LaBarrie/Reveno	27-28
Support Staff	28-29
Institute President G.P. "Bud" Peterson	30
Director of Athletics Todd Stansbury	30
Faculty Athletics Representative Dr. Charles L. Isbell, Jr.	31
Athletic Administration	31

Staff/Administration

Head coach Josh Pastner	24-27
Assistant coaches Hardy/LaBarrie/Reveno	28-29
Support Staff	29-30
Institute President G.P. "Bud" Peterson	31
Director of Athletics Todd Stansbury	31
Faculty Athletics Representative Charles Isbell	32
Athletic Administration	32

Last year

2016-17 Statistics	34-37
2016-17 Game Summaries	38-50
2016-17 Game Season Superlatives	50

Record Book

Career Records/Leaders	52-53
Season Records/Leaders	54-61
Single-Game Records/Highs	62-67
Career Stats of Notable Players	68-72
Individual/Team Success Records	72
Career Totals for All Players Since 1979-80	73-74

History

All-Americans/National Honors	76
ACC/Conference Honors	77
Players in the NBA	78
Tech and International Basketball/Hall of Fame	79
Georgia Tech Hall of Fame/Retired Jerseys	80
Year-by-Year At-A-Glance	81
Tech's ACC Tournament History	82-83
Tech's NCAA Tournament / NIT History	84-89
Tech in Regular-Season Events	90-91
Letterwinners All-Time	92
Numerical Roster All-Time	93
Starting Lineups	94-95
Coaching Timeline	95
Year-by-Year Results	96-108
Tech vs. No. 1	109
Tech in the National Rankings	110
Tech vs. the Conferences	111
Series History vs. All Opponents	112-125
Tech in Overtime	126
Miscellaneous History	126-127
2017-18 Team Photo	128

GEORGIA TECH AT-A-GLANCE

INFORMATION

Georgia Tech Quick Facts

Official Name: Georgia Institute of Technology
Location: Atlanta, Ga.
Enrollment: 25,000
Founded: 1885
Colors: Old Gold and White
Nickname: Yellow Jackets, Ramblin' Wreck
Mascot: Buzz (Yellow Jacket)
Fight Songs: Ramblin' Wreck, White and Gold
Conference: Atlantic Coast (ACC)
Home Arena: McCamish Pavilion (capacity 8,600)
President: Dr. G.P. "Bud" Peterson
Director of Athletics: Todd Stansbury
Faculty Rep. for Athletics: Dr. Charles L. Isbell, Jr.
Head Coach: Josh Pastner (Arizona, 1997)
 Record at Tech: 21-16 (1st season)
 Overall: 188-89 (8th season)
 ACC Regular Season: 8-10
 ACC Tournament: 0-1
 NCAA Tournament: 2-4

Assistant Coaches:

Tavaras Hardy (Northwestern, 2002), 1st season
 Darryl LaBarrie (Georgia Tech, 2001), 3rd season
 Eric Reveno (Stanford, 1989), 1st season

Dir. of Recruiting and Compliance: Julian Swartz
 (Carroll College, 2005)

Dir. of Player Personnel: Mario West (Georgia Tech, 2007)

Director of Scouting: Tyler Benson (St. Bonaventure, 2009)

Player Development Coach: Dan Taylor (Franklin
 Pierce, 2002)

Athletic Trainer: Richard Stewart (Salisbury, 2005)

Basketball History

103rd season: 1st game, Feb. 17, 1906 vs. Auburn
All-time Record: 1,349-1,207
Winning/Losing/.500 Seasons: 53 / 45 / 4
NCAA Appearances (16): 23-16 record
 1960, 1985, 1986, 1987, 1988, 1989, 1990, 1991,
 1992, 1993, 1996, 2001, 2004, 2005, 2007, 2010
Final Fours (2): 1990, 2004
NIT Appearances (9): 14-9 record
 1970, 1971, 1984, 1994, 1998, 1999, 2003, 2016,
 2017
ACC Championships (3): 1985, 1990, 1993
ACC Regular-Season Titles (2): 1985 (tie), 1996
ACC Regular-Season Record (38th season):
 242-352 (165-131 home, 77-221 road)
ACC Tournament Record: 26-35
SEC Championships (1): 1938
SEC Regular-Season Titles (1): 1937
SEC Regular-Season Record (1932-64): 201-207
Metro Conf. Regular-Season Record (1975-78): 9-10
Record at McCamish Pavilion: 5th season, 60-30
Record at Alexander Memorial Coliseum:
 55 seasons, 556-194
Record at Philips Arena: 7-11
Record at Arena at Gwinnett Center: 4-1
Record at Georgia Dome: 9-5
All-Time Head Coaches: 14
ACC Head Coaches: 5
All-America Selections: 14 (12 players)
Consensus All-Americans: 2
First-Team All-Americans: 5
National Players of the Year: 1
All-ACC Selections: 51 times (30 players)
ACC Players of the Year: 2
ACC Rookies of the Year: 11
ACC Coaches of the Year: 5 (3 coaches)
ACC Tournament MVPs: 3
ACC All-Freshman Team: 15

Georgia Tech Communications

Main Phone: 404-894-5445
Fax: 404-894-1248
Mailing/Shipping Address:
 150 Bobby Dodd Way, Atlanta, GA 30332-0455
Press Row Phone: 404-894-5458
Official Athletics Website: Ramblinwreck.com

Social Media Outlets

Twitter: @GTMBB
Instagram: GTmensbasketball
Facebook: Facebook.com/gatechbasketball
YouTube: YouTube.com/ramblinwrecktube
Josh Pastner Twitter: @GTJosh Pastner

Yellow Jackets on the Air

The Georgia Tech IMG Sports Network

Sports Radio 680 the Fan (WCNN) is the Atlanta flagship station for Georgia Tech basketball, simulcasting Yellow Jackets' games on 680 AM and 93.7 FM. Every broadcast is also available for free through the Georgia Tech GameDay app and the TuneIn radio app.

Pre-game coverage begins 30 minutes prior to tipoff. For a complete list of affiliates carrying the games, visit Ramblinwreck.com/RadioTV. Tech games are available on SiriusXM Satellite Radio through an agreement with the ACC.

Andy Demetra is in his second year as the play-by-play "Voice of the Yellow Jackets." Demetra joined the Yellow Jackets following 10 years as a member of the broadcast team at the University of South Carolina, where he was honored as the South Carolina Broadcasters Association Radio Sportscaster of the Year in 2005 and 2006.

Former WXIA-TV sports personality Randy Waters returns for his 24th season as color analyst on the network. Waters, an Ohio native, has been in the Atlanta area for more than 30 years and has been honored several times with local and regional Emmy awards during his career as a sports anchor at WXIA-TV.

Engineer/producer Miller Pope, in his 22nd season, is a longtime fixture of the network, having worked games since the 1980s with Brad Nessler, Al Ciraldo and Wes Durham.

IMG studio host is Dan Cordtz, an Atlanta native and graduate of the Marist School.

The Georgia Tech IMG Sports Network is under the direction of General Manager, Dave Boutellier.

The Josh Pastner Radio Show

Coach Pastner's weekly radio show, co-hosted with play-by-play voice Andy Demetra, airs Mondays at 7 p.m. beginning Dec. 4 on the Georgia Tech Radio network (affiliate list at Ramblinwreck.com/RadioTV) and in the Atlanta area on WCNN-AM (680 AM and 93.7 FM). Each show is also available live, for free on the Georgia Tech GameDay App and the TuneIn radio app.

Georgia Tech Basketball with Josh Pastner

The Georgia Tech Basketball Report with Josh Pastner, co-hosted with Andy Demetra, airs regionally on Fox Sports Southeast each week (check local listings for date and times). **Fox Sports Southeast Channel Finder:** Comcast 884, DirecTV 649, Dish 437, UVerse 1729. The show is produced by IMG College.

Staff Directory

E-mail addresses for all of the below are first initial and last name followed by @athletics.gatech.edu, except where noted.

Administration

Todd Stansbury 404-894-5411
 Director of Athletics
Mark Rountree 404-894-3780
 Deputy Director of Athletics
Ayo Taylor-Dixon 404-894-6265
 Senior Associate AD/External Operations
Jack Thompson 404-894-5427
 Senior Associate AD/Development
Joeleen Akin 404-894-4462
 Associate AD/Student-Athlete Development/SWA
Shoshana Engel 404-894-8792
 Associate AD/Compliance
Derek Grice 404-894-6668
 Associate AD/Facilities, Operations & Events
Jim Hall 404-894-8219
 Associate AD/Development
Jeff Keisler 404-894-4426
 Associate AD/Annual Giving & Engagement
Phyllis LaBaw 404-803-8950
 Associate AD/Student Services
Marvin Lewis 404-894-8129
 Associate AD/Administration & Finance
Doug Altvine 404-894-9019
 Assistant AD/Innovation
Andy Blanton 404-894-8312
 Assistant AD/Video & Broadcast Services
Chris Breen 646-879-4487
 Assistant AD/Student Services
Mike Flynn 404-894-5445
 Assistant AD/Communications & Public Relations
Lance Markos 404-894-5507
 Assistant AD/Compliance
Todd McCarthy 678-464-9520
 Assistant AD/Sports Video Operations
Simit Shah
 Assistant AD/Brand & Ideation
John D. Tweety 404-894-5431
 Assistant AD/Facilities, Operations & Events

Basketball Office (main # 404-894-5425)

Josh Pastner, Head Coach 404-894-4424
Tavaras Hardy, Associate Head Coach 404-894-9740
Darryl LaBarrie, Assistant Coach 404-894-9742
Eric Reveno, Assistant Coach 404-894-8318
Julian Swartz, Director of Operations 404-894-5478
Mario West, Dir. of Player Development 404-894-9739
Tyler Benson, Director of Video 404-894-2820
Ellie Cantkier, Administrative Coordinator 404-894-4424
Richard Stewart, Athletic Trainer 404-894-2529
Dan Taylor, Player Development Coach 404-385-7118
Whitney Burton, Sr. Academic Coordinator 404-368-8230

Communications and Public Relations (main # 404-894-5445)

Mike Flynn, Assistant AD/Comm&PR (FB) 828-964-6406
 mflynn@athletics.gatech.edu
Mike Stamus, Associate Director (MBB, golf) 404-218-9723
 mstamus@athletics.gatech.edu
Kevin Davis, Assistant Director (BSB, #2 FB, S&D) 704-974-9095
 kdavis@athletics.gatech.edu
Liz Ryan, Assistant Director (WBB, WTEN) 404-431-9619
 lryan@athletics.gatech.edu
Alex Keator, Assistant Director (VB, SFB) 413-207-2604
 akeator@athletics.gatech.edu
Andrew Clausen, Intern (T&F, MTEN, S&D) 704-301-2818
 aclausen@athletics.gatech.edu

Radio Broadcast Crew

Andy Demetra (Play-by-Play) 336-306-6672
 ademetra@athletics.gatech.edu
Randy Waters (Color) 770-789-5157
 rwaterswxia@yahoo.com
Miller Pope (Engineer) 404-310-1136
 millspop@aol.com

MEDIA INFORMATION

Media Access Guidelines

Georgia Tech's practices are generally closed to the public and the media, but the Yellow Jackets' players and coaches are available to the media prior to practices typically once prior to each game during the season. The weekly practice schedule varies once the season begins, and media sessions will be scheduled and announced weekly. Media sessions are typically held in the lobby of the Zelnak Center practice facility.

TV stations occasionally will be able to shoot B-roll at the beginning of practices on these days.

Interview requests with players that need to be conducted at other times must be made through Mike Stamus in the communications and public relations office at least 24 hours in advance. These interviews will be scheduled around the players' availability and class schedule.

Media are asked not to contact players directly either by phone or e-mail. Every effort will be made to make players available when requested. Players are off-limits on game days until after the game.

Interviews with Coach Pastner

Media wishing to speak with Coach Pastner at times other than regular media sessions or the weekly ACC Teleconference are asked to set up an appointment in advance through Mike Stamus in the communications office.

Releases/Photos via E-mail

All Georgia Tech basketball releases, statistics, game notes and media advisories are distributed via e-mail to a list maintained by the communications office. Media wishing to be added to this list should send a request to Mike Stamus. Photographs are available on request.

Ramblinwreck.com/Social Media

Ramblinwreck.com - Georgia Tech's official athletics website is continuously updated with all of Tech's releases, statistics, game notes, biographies, feature material and other information. Game notes and bio updates are generally posted at least 24 hours prior to each game, while updated statistics and box scores are posted following each game.

Social Media - Updates on the activities of the Tech basketball team can also be followed on Georgia Tech's official Twitter, Facebook, Instagram and YouTube channels (see addresses on page 2).

Media Credentials for Home Games

Media credentials are issued to accredited members of the working media only. Working space is limited, and children, spouses and other non-workers will not be granted credentials or access to media areas.

Media seating and workspace at McCamish Pavilion is in the upper level, section 211, and the media entrance to the arena is off Fowler Street. Media will call will be located at the ticket booth by the entrance off Fowler Street.

Requests for credentials should be made in writing via e-mail, **at least 24 hours in advance of each game to Mike Stamus**. These requests are accepted from sports editors and sports directors only. Credentials will not be mailed. They can be picked up the night of the game at the will call window at the West entrance.

Photo credentials are granted to still photographers and videographers on assignment for a media agency only (**no freelancers**). Admission to courtside is by FLOOR or PHOTO pass only, and photographer positions are at the discretion of the basketball game officials and the media relations staff.

ACC Coaches' Weekly Teleconference

The 15 ACC head basketball coaches will be featured on nine Monday teleconferences during the 2015-16 season, beginning on January 9, and continuing through February 27. Each coach will have 10 minutes to make an opening statement and answer questions. There will be an instant replay of each teleconference on the Conference's internet site TheACC.com each Monday afternoon.

Georgia Tech head coach Josh Pastner will be on the teleconference at 10:40 a.m. each Monday.

Coaches that play on Monday in January and February are not required to participate in that day's call. Three schools – Boston College, Georgia Tech and Pittsburgh, do not have a Monday game, so those three coaches will be on every Monday at the same time. The teleconference schedule for each Monday will differ for the other 12 head coaches, depending on what teams play that Monday night.

Contact the ACC media relations office at 336-851-6062 for the call-in number and for questions on the schedule.

Directions To McCamish Pavilion and Zelnak Center

Going South on I-75: Take exit 250 (16th St./14th St./10th St.), and follow through light at 14th St. Stay to the right and follow to 10th St., where the McCamish Pavilion is straight ahead. Turn right to access parking areas other than the main arena lot.

Going South on I-85: Exit at 17th St. (exit 84), stay to the left and follow ramp all the way to 10th St. The McCamish Pavilion will be in front of you. Take right on 10th St., then left on Fowler St. access parking on 8th St. or arena lot.

Going North on I-75/85: Take the 10th Street exit (250). Turn left on 10th Street and after you cross the bridge, the McCamish Pavilion will be on your left. Just past the arena, turn left at Fowler Street (first traffic light). Take first left at 8th Street and follow in.

Just Georgia Tech, please...

The Georgia Institute of Technology is the official title, but Georgia Tech will work fine, or just Tech (unless you're in Virginia or Texas). We would appreciate it if you would use our name in those ways. Georgia Tech University is incorrect. Thank you.

By the Numbers

1	SEC Championships
1	NCAA Post-Graduate Scholar
1	Naismith Award winner
2	Final Four appearances
2	ACC regular-season titles
2	ACC Players of the Year
2	National Freshmen of the Year
3	ACC Championships
3	Years a Member of the Metro Conference
5	First-team All-America players
6	Jersey numbers retired
6	Academic All-Americans
7	NCAA Sweet 16 appearances
8	Wins over teams ranked No. 1
8	NBA lottery picks
12	ACC Rookie of the Year honorees
14	Head coaches in program history
16	NCAA Tournament berths
18	NBA first-round draft picks
25	Total postseason berths (NCAA and NIT)
32	Years a Member of the SEC
38	Years a Member of the ACC
47	Players taken in the NBA Draft
47	Players selected All-ACC
228	Weeks ranked in either AP or Coaches Poll

2018 NCAA Tournament

Selection Sunday	March 11
First Four	
March 13-14	Dayton, Ohio
First and Second Rounds	
March 15 & 17	Boise, Idaho
March 15 & 17	Dallas, Texas
March 15 & 17	Pittsburgh, Pa.
March 15 & 17	Wichita, Kan.
March 16 & 18	Charlotte, N.C.
March 16 & 18	Detroit, Mich.
March 16 & 18	Nashville, Tenn.
March 16 & 18	San, Diego, Calif.
Regionals	
South - March 22 & 24	Atlanta, Ga.
West - March 22 & 24	Los Angeles, Calif.
East - March 23 & 25	Boston, Mass.
Midwest - March 23 & 25	Omaha, Neb.
Final Four	
March 31 & April 2	San Antonio, Texas

GEORGIA TECH NOTEBOOK

Tech's "Modern Miracle"

Georgia Tech played in its first National Invitation Tournament championship game in 46 years in 2017, capping an inaugural season under head coach Josh Pastner that defied all pre-season projections and expectations. Tech won 21 games and an 8-10 ACC record for the second straight year after being picked to finish 14th in the conference.

Along the way, the Yellow Jackets knocked off No. 9 North Carolina, the eventual national champion, No. 6 Florida State and No. 14 Notre Dame, as well as Boston College, Clemson, Pittsburgh and Syracuse in conference play.

Tech defeated Indiana and Belmont at home in the first two rounds of the NIT, completing a school-record 17-win home schedule, then went on the road to defeat Ole Miss to reach its first NIT final four since 1971. Once there, the Yellow Jackets won their semifinals game over CSU Bakersfield before losing in the championship game to TCU.

The Yellow Jackets return their top three scorers – sophomore guard Josh Okogie, senior center Ben Lammers and senior guard Tadic Jackson – from that team. Lammers, who ranked No. 3 in the nation in blocked shots and No. 4 in the ACC in rebounding, earned second-team All-ACC honors and was named the ACC Defensive Player of the Year. Okogie, who accumulated the third-most points of any Tech freshman in program history, was named to the ACC All-Freshman team.

Year 2 of Rebuild for Tech Basketball

Georgia Tech begins its 103rd season of basketball in 2017-18 under second-year head coach Josh Pastner, the 14th head coach in program history.

Pastner, 40, compiled a 167-73 record over seven seasons as the head coach at Memphis, where the Tigers earned bids to the NCAA Tournament four times. He is tied for the 10th most wins for a head coach in his first seven seasons in Division I basketball history, and is the second winningest active coach under the age of 40 in NCAA Division I.

Despite his young age, Pastner has been involved in basketball at the Division I level for 20 years, as a player and an assistant coach at Arizona, and as an assistant coach and the head coach at Memphis. He has been a part of teams that have won 490 games, played in 17 NCAA Tournaments and 18 total post-season events. Teams he has been involved with have won 12 conference tournament or regular-season championships, advanced to seven Sweet Sixteens, five Elite Eights, two Final Fours and two NCAA championship games.

The Starting Lineup

- Despite the fact that Georgia Tech lost six seniors from the 2016-17 squad, its top three scorers and two of its top three rebounders from that team - Josh Okogie (16.1 ppg, 5.4 rpg), Ben Lammers (14.2 ppg, 9.2 rpg) and Tadic Jackson (12.1 ppg) - return for Pastner's second season on The Flats. Five players who averaged 10 or more minutes per game return for 2017-18.

- Georgia Tech is the only ACC team that has three returning players who averaged 12 points or more per game in 2016-17.

- This year's Georgia Tech team has only two seniors - second-team All-ACC center Ben Lammers and guard Tadic Jackson, who finished second in the ACC Sixth-Man Award voting - and 12 scholarship players altogether. The other holdovers include ACC All-freshman guard Josh Okogie, 6-4 sophomore point guard Justin Moore, 6-9 junior forward Abdoulaye Gueye and 6-10 sophomore center Sylvester Ogbonda.

- The Yellow Jackets welcome four freshmen and two transfers, and turned over their entire walk-on group, meaning there are 10 new faces on the 16-man roster. Guard Brandon Alston, a graduate transfer from Lehigh University, has two years of eligibility remaining and is eligible to play immediately. Guard Shembari Phillips, a transfer from Tennessee, also has two years of eligibility remaining but must sit out this season.

Roster At-A-Glance (# indicates 2016-17 starter; ppg & rpg)

KEY RETURNING LETTERWINNERS

34	Abdoulaye Gueye	F	6-9	213	r-Jr.	Dakar, Senegal	1.2 ppg	2.5 rpg
<i>> Played in 20 games, 3 starts (10.1 mpg), missed last 14 games with fractured wrist</i>								
1	Tadic Jackson	G	6-2	203	Sr.	Tifton, Ga.	12.1	2.2
<i>> Tech's third-leading scorer, 44.6% FG, 32.5% on 3s, 12 double-digit efforts in Tech's final 16 games</i>								
44	Ben Lammers#	C	6-10	234	Sr.	San Antonio, Texas	14.2	9.2
<i>> 2nd-team All-ACC, ACC Defensive Player of the Year, 16 double-doubles, No. 3 in ACC in reb. avg., No. 4 in FG%</i>								
0	Justin Moore	G	6-4	162	So.	San Diego, Calif.	4.4	1.8
<i>> Started 18 of Tech's first 19 games, off the bench thereafter, 16.8 mpg in ACC games, 2.4 apg overall</i>								
24	Sylvester Ogbonda	C	6-10	239	r-So.	Port Harcourt, Nigeria	1.6	1.0
<i>> Played in 8 ACC games and 4 NIT games off the bench (57 total minutes), red-shirted in 2015-16</i>								
5	Josh Okogie#	G	6-4	213	So.	Snellville, Ga.	16.1	5.4
<i>> ACC All-Freshman team, scored 3rd-most points for freshman in Tech history, ranked 15th in ACC in scoring avg.</i>								

NEWCOMERS

4	Brandon Alston	G	6-5	200	Jr.	Vienna, Va.	6.7	2.2
<i>> Graduate transfer from Lehigh, eligible immediately, has 2 yrs eligibility at Tech, 62 games, 11 starts at Lehigh</i>								
10	Jose Alvarado	G	6-0	174	Fr.	Brooklyn, N.Y.	--	--
<i>> 3-star point guard prospect, led Christ the King HS to two NYC titles</i>								
3	Evan Cole	F	6-9	211	Fr.	Cumming, Ga.	--	--
<i>> Versatile big forward who originally signed with UNC Wilmington, 3-time all-region and Forsyth Co. POY</i>								
13	Curtis Haywood II	G	6-5	198	Fr.	Oklahoma City, Okla.	--	--
<i>> 3-star wing prospect, helped lead Brewster Academy (N.H.) to undefeated season & national title in 2016-17</i>								
2	Shembari Phillips	G	6-3	202	Jr.	Atlanta, Ga.	6.2	3.1
<i>> Transfer from Tennessee, must sit out the 2017-18 season, played in 64 games, 24 starts, over two seasons</i>								
12	Moses Wright	F	6-9	210	Fr.	Raleigh, N.C.	--	--
<i>> Developing frontcourt prospect, grown four inches, 40 pounds since sophomore year, 7-foot-2 wingspan</i>								

LETTERWINNERS LOST

11	Josh Heath#	G	6-2	175	Sr.	Tampa, Fla.	5.3	2.6
<i>> Started 24 games, four double-digit scoring games, 7th in ACC in assist avg. (4.2)</i>								
30	Corey Heyward#	G	6-1	212	r-Sr.	Duluth, Ga.	1.9	1.8
<i>> Started 17 of last 18 games, only four turnovers in 289 minutes, Tech's top perimeter defender</i>								
23	Christian Matthews	F	6-6	205	Fr.	Clinton, Md.	3.4	0.6
<i>> Transferred following freshman year, played in 15 games (5 ACC games)</i>								
32	Kellen McCormick	F	6-8	211	Gr.	West Bloomfield, Mich.	1.5	0.3
<i>> Graduate transfer from Western Michigan, played in 24 games (12-16 FG, 11-15 on 3s)</i>								
2	Jordan Price	G/F	6-7	182	Gr.	Indianapolis, Ind.	0.3	0.5
<i>> Graduate transfer from Western Michigan, played in 24 games (12-16 FG, 11-15 on 3s)</i>								
12	Quinton Stephens#	F	6-9	196	Sr.	Atlanta, Ga.	10.4	7.6
<i>> Seven double-doubles, 9th in ACC in rebound avg., set Tech record by playing in 135 games in his career</i>								

- The freshman group includes 6-foot point guard Jose Alvarado from Brooklyn, N.Y., 6-5 guard Curtis Haywood II from Oklahoma City, Okla., 6-9 forward Evan Cole of Cumming, Ga., and 6-9 forward Moses Wright of Raleigh, N.Y.

- The Jackets have three scholarships to give for the 2018 recruiting class.

- Reflecting growing interest in Georgia Tech's program in Year 2 under Josh Pastner, 15 of the Yellow Jackets' 31 regular-season games will be televised on an ESPN network, including five of the team's non-conference games. Three other non-conference games will be aired either on the ACC Network or the ACC's Regional Sports (Cable) Network. Every ACC game will be televised.

- Blue Ribbon Basketball Yearbook has projected Georgia Tech to finish ninth in the 15-team ACC, and tabbed Ben Lammers to its All-ACC team.

- Twenty-seven of Georgia Tech's 31 regular-season games will be broadcast on linear broadcast television, a program record, including all 18 Atlantic Coast Conference games. Fifteen of those 27 televised games will air on one of the ESPN networks. The four remaining games will be streamed live on ACC Network Extra, available on the ESPN app.

Tech to Open 2017-18 Season in China

Georgia Tech will open its 2017-18 season against UCLA in the 2017 Pac-12 China Game presented by the Alibaba Group. Longtime Pac-12 partner Federation of University Sports of China (FUSC), which operates under China's Ministry of Education, serves as the co-host for the game.

The 2017 Pac-12 China Game between UCLA and Georgia Tech will tip off the 2017-18 basketball season and be broadcast live on ESPN at 11:30 p.m. Friday night, Nov. 10. The game is part of Pac-12 Global, an unprecedented effort to promote goodwill for the Conference and its member institutions through sport, and to provide student-athletes with a transformative cultural exchange experience.

The UCLA game in China will be the second time in program history that Georgia Tech will travel to East Asia for a regular-season men's basketball game. The Yellow Jackets played Boston College and SMU in the 1986 Suntory Ball event in Tokyo, Japan, winning both games.

Other regular-season trips outside the 50 states for Tech in its basketball history include the 1997 Puerto Rico Shootout (Bayamon, P.R.), the 2007 Paradise Jam (St. Thomas, U.S. Virgin Islands) and the 2010 Puerto Rico Tip-Off (San Juan, P.R.).

GEORGIA TECH NOTEBOOK

Tech also played four regular-season games in Cuba during the 1925-26 season.

Tech and UCLA will be meeting for the fifth time. The Bruins have won three of the previous four contests, most recently in the championship game of the 2006 Maui Invitational.

2016-17 Highlights

- **Georgia Tech played in the NIT for the ninth time**, and made it to the finals for the first time since 1971, when the Yellow Jackets lost to North Carolina in the championship game. It was the 25th postseason appearance overall in program history.

- **Tech defeated four top-100 RPI teams in the NIT** - Indiana (79), Belmont (60), Ole Miss (77) and CSU Bakersfield (76). TCU was No. 67, and Tech, at No. 106, was the lowest-ranked team in the NIT final four.

- **Tech won 20 games for the second straight year and for the 16th time in program history.** Only six of those have come in the last 20 years. Tech has not had back-to-back 20-win seasons since 2003-04 and 2004-05.

- **Tech's 21 wins with head coach Josh Pastner** represented the most for a first-year head coach in Tech history. The previous high was 17 under Paul Hewitt in 2000-01 and Roy Mundorff in 1926-27.

- **Tech had the sixth most efficient defense in the country** according to KenPom.com, giving up 91.0 points per 100 possessions. The Yellow Jackets were the highest-ranked team in the nation in that category not playing in the NCAA Tournament. Tech ranked 13th nationally in field goal percentage defense, 51st in scoring defense and No. 4 in blocked shots per game. The Jackets ranked No. 1 in the ACC in field goal percentage defense (39.8 pct.), and No. 4 in scoring defense (66.8 ppg).

- **Tech set a program season record for blocked shots with 221**, led by Ben Lammers' 122. That beat the previous mark of 209 set by the 1997-98 team, which was led by Alvin Jones' school-record 141.

- **Tech managed to win eight ACC games and reach the postseason** despite ranking 14th in the ACC in scoring, 15th in field goal percentage and three-point percentage, and 14th in free throw percentage. The Jackets ranked No. 267 in adjusted offensive efficiency, according to KenPom.com.

- **Ben Lammers' +10.6 per game scoring average increase** over the 2015-16 season was the third-best in the ACC, behind John Collins of Wake Forest and Matt Farrell of Notre Dame. Tadic Jackson (+7.4), Quinton Stephens (+5.4) and Josh Heath (+2.6) more than doubled their scoring outputs over last season.

- **Three keys for Tech to win** - The Jackets were 21-3 when they shot a better percentage from the floor than their opponent, were 17-0 when scoring 70 points and 20-4 when attempting more free throws than the opponent.

- **Georgia Tech was 4-4 against teams in the top 25** of CBSports.com's RPI rankings, and defeated 10 top-100 teams.

- **The Yellow Jackets established a new program record for home wins** in a season (17-4). The 2006-07 team went 16-1 at home.

- **Georgia Tech defeated three AP top-25 teams in Pastner's first season** (No. 9 North Carolina, No. 6 Florida State, No. 14 Notre Dame), the most in one season for the program since the Yellow Jackets went 4-3 vs. top-25 teams in 2003-04. Tech had beaten as many as three top-25 teams in one season six times prior to 2016-17.

- **Tech beat two AP top-10 teams** - No. 9 North Carolina and No. 6 Florida State - the first time the Yellow Jackets had defeated multiple top-10 teams in the same season since 2004-05 (No. 5 Wake Forest in the regular season and No. 2 North Carolina in the ACC Tournament). It was the first time since 2003-04 that the Jackets have beaten multiple top-10 teams in the regular season (No. 1 Connecticut, No. 10 Wake Forest, No. 3 Duke). It is the 18th time in program history that Tech has

defeated multiple top-10 teams in the same season.

- **Tech was one of two teams to finish the regular season with a winning record (3-2)** against the top four seeds in the ACC Tournament (Virginia was the other).

- **Against TCU** in the final game, Tech started Josh Heath, Corey Heyward, Ben Lammers, Josh Okogie and Quinton Stephens for the 19th time this season, and for the 18th time in Tech's last 19 games. Tadic Jackson started Tech's game against Pitt in the ACC Tournament in place of Heyward. Three Yellow Jackets - Lammers, Okogie and Stephens - started every game this season.

- **Tech played its last 15 games without backup forward Abdoulaye Gueye** (fractured wrist).

- **Pastner meter 1 (assists to made field goals):** Tech assisted on 89 of 126 field goals in its five NIT games combined (70.6 percent). Tech finished the season at 62.6 percent (63.2 percent in ACC games).

- **Pastner meter 2 (free throws made to opponents' attempts):** Tech made 10-of-17 free throws to TCU's 13-of-16 (goal of making more than opponent tries not accomplished). Tech was 73-of-105 (69.5 percent) in five NIT games, compared to 48-of-61 for its opponents.

- **Georgia Tech's national ranking in scoring defense** (51st), blocks per game (4th) and fewest personal fouls per game (23rd) were the highest for any of the eight teams Josh Pastner has coached, and the Jackets' No. 13 ranking in field goal percentage yield was the second highest.

Player Highlights

- **Josh Okogie** posted 32 double-digit scoring games last season, including Tech's last 16 straight games, last failing to do so vs. Notre Dame on Jan. 28. He averaged a team-high 16.1 points per game, and was Tech's highest-scoring freshman since Dion Glover (18.4 ppg) in 2002-03. Only six times in Tech history has a freshman led the Jackets in scoring.

- **Okogie** was named to the NIT All-Tournament team after scoring 34 points in the two games in New York. In five NIT games, Okogie averaged a team-high 19.8 points, 46.5 percent from the floor and 75.7 percent from the foul line. He also averaged 7.4 rebounds and had 14 assists against six turnovers.

- **Okogie** finished the season with 596 points. The only other freshmen in Tech history to score more points were Kenny Anderson (721 in 35 games) and Stephon Marbury (679 in 36 games).

- **Ben Lammers** scored in double digits in 31 of 37 games last season.

- **Lammers** blocked three shots against TCU, finishing the season with 125 blocks, the second-highest season total ever for a Tech player. Alvin Jones holds the Tech season record with 141 in 1997-98. Lammers averaged 3.38 blocks per game, which ranked No. 3 nationally and led the ACC. He also holds fifth place at Tech in career blocks with 176.

- **Lammers** averaged 13.6 points and 8.6 rebounds in NIT games, and hit 25-of-47 from the floor (53.2 percent).

- **Tadic Jackson** scored 19 points (8-of-14 from the floor) against TCU, his 13th double-digit effort in Tech's last 17 games. The junior guard finished the season as Tech's third leading scorer (12.1 ppg), the fourth reserve in Tech history to average in double figures.

- **Jackson** was named to the All-NIT team after scoring 31 points in the two games at Madison Square Garden (14.0 points in five NIT games).

Pastner, Lammers, Okogie Capture ACC Honors

Georgia Tech's first-year head coach Josh Pastner was named Atlantic Coast Conference Coach of the Year, and the Yellow Jackets captured their biggest haul of ACC honors in recent memory as junior center Ben Lammers was named second-team All-ACC and conference Defensive Player of the Year, while first-year player Josh Okogie was named to the ACC's

All-Freshman Team.

It was the first time since 2013 that Tech has had honorees in multiple categories, and also the first time since 2013 that Tech has had more than one individual honored.

Pastner, in his first year on The Flats, earned 24 of the 53 votes cast, three times that of the second-place coach. He becomes the third different Tech head man to be named ACC Coach of the Year, joining Bobby Cremins (1983, 1985, 1996) and Paul Hewitt, who captured the honor in his first season of 2000-01.

Lammers, a 6-10 junior center, was the fourth Tech center to earn All-ACC honors in program history, joining John Salley (1986), Alvin Jones (2001) and Daniel Miller (2014) and gave the Yellow Jackets a second-team all-conference player for the second year in a row. He received the eighth-most votes overall in all-conference balloting. Lammers was the leading vote-getter for the ACC's All-Defensive team and is the fifth Tech player to make that team, but the first to be named ACC Defensive Player of the Year, for which he received 37 of the 53 votes. Lammers came in second to Wake Forest's John Collins in voting for the ACC's Most Improved Player.

Okogie, the 15th Yellow Jacket to make the ACC All-Freshman team, was the fourth-leading vote-getter for that team, but only two votes shy of leader Dennis Smith, who received 36 of the 53 votes for ACC Freshman of the Year.

Tadic Jackson, a 6-2 junior guard, received four votes for the ACC's Sixth Man of the Year award (second-most), which went to Virginia Tech's Seth Allen in a landslide (43 of 53 votes).

Pastner Reaps More Honors

First-year Georgia Tech coach Josh Pastner picked up a couple more honors after being named ACC Coach of the Year. He was named **District 2 Coach of the Year by the National Association of Basketball Coaches** (District 2 covers the ACC footprint and its member institutions), and also was named the **John "Whack" Hyder Georgia College Coach of the Year by the Atlanta Tipoff Club**. The Tipoff Club award is named for Whack Hyder, who led Tech's program from 1952-73.

After the season, *Sports Illustrated* honored Pastner as "**Best At Beating SI's Projections, Major Conference,**" saying, "Last fall, a certain member of the punditry made the now-infamous claim that Pastner was presiding over one of the worst major-conference rosters ever. SI's projection system wasn't that harsh, but it didn't love the Yellow Jackets, ranking them 204th in the preseason. Pastner proceeded to build the nation's No. 6-ranked defense around rim-protector Ben Lammers. That helped Tech upset North Carolina, Notre Dame, Florida State and Syracuse in the regular season, finish as the NIT runner-up and rank 77th in efficiency."

ACC Coaches on Tech

"I cannot say enough, I don't have to say anything -- Josh [Pastner] was coach of the year in the toughest conference in the country -- but I can't say enough really about the job he's done with that team. Their defensive numbers are top 10 in the nation in terms of points per possession." - **Belmont coach Rick Byrd following Tech's NIT win on March 19**

"Tremendous atmosphere. Golly. We love the opportunity to play in the NIT but, as a lot of you know, sometimes places don't get as excited about that as they ought to. This place was excited about an NIT game and it was a great atmosphere." - **Belmont coach Rick Byrd following Tech's NIT win on March 19**

"I don't think you look great too often against Georgia Tech. They scrum the game up. That's the beauty in how they play." - **Pittsburgh coach Kevin Stallings following March 7 ACC Tournament game**

"They've done a great job. I think they play with purpose. They know exactly what they're doing. They're a very difficult team to play against. This team beat North Carolina, Florida State, Notre Dame. Those are three top-20 teams, really top-15

GEORGIA TECH NOTEBOOK

INFORMATION

teams. And Josh has done a great job with that team." - Syracuse coach Jim Boheim

"It shows that, when you have guys working together, really good coaching, the improvement of players ... Josh has done a great job with his staff, and it's a great story. They're five guys playing as one. They're a solid unit that has good concepts offensively and defensively. And then the improvement of a player of Lammers from one year to the other, and Jackson, too. They're great for our league. It shows how strong our league is." - Duke coach Mike Krzyzewski on the Feb. 20 ACC Teleconference

"Georgia Tech has an outstanding brand that was established by my good friend Bobby Cremins, so it's not a program that's not won. It's a program that won big but hasn't won for a while and they've locked into that and have that spirit back." - Krzyzewski again

"I think Josh has done a fabulous job. He's done some really unique things on both ends of the floor. With what they're doing with their triangle stuff offensively is a difficult preparation. It's very, very hard to guard. And then the changing zone defenses and then you've got the rim protector in (Ben) Lammers back there, they're hard to score against. They're just a really tough preparation and it certainly isn't a fluke." - Notre Dame's Mike Brey on the Feb. 20 ACC Teleconference

"They were more aggressive, they got the ball where they wanted to get it more than we did. As the game went along, they got more confidence and more confidence. And we got tighter. I didn't expect that and didn't see that coming. But again, their coach did a much better job of getting their guys ready to play than I did." - North Carolina's Roy Williams after Tech's Dec. 31 victory

"I was really so frustrated about the way we played down there that day. I didn't give them enough credit. They've had a fantastic year. It's shown. I'm hoping they make the NCAA Tournament." - North Carolina's Roy Williams on the Feb. 20 ACC Teleconference

"Josh has just taken a team that nobody expected to be even competitive, never mind get an NCAA berth, (to tournament consideration). It's great to see because Josh is a tremendous young man and he's doing an outstanding job." - Louisville coach Rick Pitino

"I said after the first time we played them that they were better than people realized, and it's proven to be true. They're good. I said that this team was more talented than people realized. Ben Lammers is one of the best centers in our league. Defensively he's a problem around the rim, blocking shots, altering shots. Josh Okogie's one of the best freshmen in our league, and he's continued to get better. Josh Heath just runs their team, doesn't make mistakes, doesn't turn the ball over. Quinton Stephens is a senior who's been through the wars of this league, and is quietly averaging 12 and 8. Tadic Jackson is one of those big, strong guards that's a problem. They don't have as much depth as some of the teams in our league, but they're starting five or six is very good. Josh and his staff have done a great job of creating a system that they can be successful in." - Clemson's Brad Brownell

"He's doing a phenomenal job. He hired a really good staff. Ben Lammers is going to be the most improved player in the league. [Josh Okogie] may be one of the freshman of the year if you take out the one-and-dones. Josh has done a tremendous job of getting them to play together. I don't think they were picked last because of their talent, but Josh and his staff have done a tremendous job of maxing out that talent. Georgia Tech is constantly changing defenses. They play every kind of zone there is, and they do a good job of keeping teams from getting into a flow." - Virginia Tech's Buzz Williams

"Josh [Pastner] has done a nice job with that group with their Princeton kind of offense and mixing up the defenses." - Virginia's Tony Bennett

"I think Josh Pastner is doing a great job for that team. They started out with a bang, and he has them playing at a very high level." - Wake Forest's Danny Manning

"Josh Pastner and his staff have done an amazing job. The players have really embraced the schemes, both offensively and defensively. Ben Lammers has got to be seriously considered for most improved player in the league. Josh Heath has done a tremendous job of orchestrating what they are doing at both ends of the floor. Josh Okogie is really something, reminds me of Josh Hart from Villanova the way he plays." - Miami head coach Jim Larranaga

"...You've got to go back and guard that action because they run it for 25 seconds and they're not shooting jump shots. They're coming at your throat with stuff. So it's physical, it's grinding, it's exhausting." - Notre Dame's Mike Brey on Tech's OFFENSE following the Fighting Irish win on Feb. 26

StraitJackets

Due to its ability to play different defenses and keep opponents off balance, Georgia Tech held most of its ACC opponents below, significantly below in several cases, their scoring averages and field goal shooting percentages in conference play, even in several of its losses. The Jackets continued to do so in its four NIT victories.

Only Duke (Jan. 4) and Syracuse (second meeting on March 4) were able to have significant success against the Yellow Jackets' array of defenses.

- Tech ranked No. 6 nationally in adjusted defensive efficiency, according to KenPom.com (91.0 points allowed per 100 possessions), and eight ACC teams, as well as Tech's first-round NIT foe, Indiana, ranked among the nation's top 30 most efficient offensive teams.

- Tech had not ranked that high in KenPom's adjusted defensive efficiency since 2005 (fifth). The Yellow Jackets' 2004 NCAA runner-up team ranked No. 4.

- Tech also ranked 20th nationally, according to KenPom.com, in effective defensive field goal percentage, and 27th in fewest free throw attempts as a percentage of field goals attempted. The Jackets also ranked 14th nationally in lowest two-point field goal percentage yield (43.9 pct.).

- Tech accomplished this while ranking 23rd in fewest personal fouls per game.

- Tech ranked fourth in the conference in scoring defense (66.8 ppg) and No. 1 in field goal percentage defense (39.8 pct.). The Jackets also ranked No. 2 in the ACC in defensive rebounds per game.

Opponent	PPG vs. GT	FG% vs. GT
North Carolina	83.5 (1) 63	46.4 (4) 33.3
Duke	80.1 (4) 110	47.9 (2) 55.7
Louisville	76.7 (5) 65	46.2 (5) 38.3
Clemson	72.1 (11) 63	45.4 (10) 36.7
NC State	74.6 (9) 76	45.9 (7) 40.6

Virginia Tech	74.9 (8)	62	48.1 (1)	40.0
Virginia	65.2 (15)	62	45.2 (12)	45.8
Florida State	81.1 (2)	56	47.1 (3)	28.2
Notre Dame	75.1 (8)	60	44.8 (13)	40.4
Clemson	72.1 (11)	74	45.4 (10)	44.4
Wake Forest	80.7 (3)	81	45.8 (8)	46.4
Boston College	72.3 (10)	54	44.5 (13)	32.8
Miami	69.2 (13)	70	45.3 (11)	55.3
Syracuse	75.8 (7)	65	45.9 (6)	35.7
NC State	74.6 (9)	71	45.9 (7)	42.9
Notre Dame	75.1 (8)	64	44.8 (13)	35.1
Pittsburgh	69.8 (12)	52	42.2 (15)	37.7
Syracuse	76.1 (6)	90	45.8 (8)	54.7
Pittsburgh	67.2 (13)	61	41.6 (15)	38.9
Indiana	80.2	63	48.2	37.9
Belmont	77.4	57	47.4	33.3
Ole Miss	77.2	66	42.4	39.7
CSU Bakersfield	71.5	61	44.1	35.0

Tech's Block Party

Ben Lammers, with 125 blocked shots in 37 games (No. 3 in the nation), was not alone in his ability to defend the rim for Georgia Tech. The Yellow Jackets swatted away a school-record 221 shots, a 5.97 average which led the ACC and ranked No. 4 in the nation.

Tech surpassed the 1997-98 Tech team, led by Alvin Jones' Tech record 141 blocks, which rejected 209 shots.

Freshman Josh Okogie and Quinton Stephens each had 27 blocked shots, and Abdoulaye Gueye had 12.

It may signal a trend for the Yellow Jackets. Only one of Josh Pastner's Memphis teams ranked lower than 21st nationally in blocked shots in seven years, and two of them ranked fourth (6.4 per game each).

Tech blocked a program-record 16 shots against Southern, and blocked 10 each against NC State and Virginia Tech for its high in an ACC game.

Tech Picks Up the Scoring Pace

Georgia Tech managed to win eight ACC games last year and reach the postseason despite ranking 14th in the ACC in scoring, 15th in field goal percentage and three-point percentage, and 14th in free throw percentage. The Jackets finished the season No. 267 in adjusted offensive efficiency, according to KenPom.com.

Maybe indicating that unfamiliarity breeds success, Tech averaged 70.4 points, shot 45 percent from the floor and 34.6 percent from three-point range in its five NIT games. The Jackets also assisted on 89 of their 126 made field goals (70.6 percent) and turned the ball over just 11 times per game.

Tech also got to the free throw line more frequently,

Tech All-Time vs. the ACC

Opponent	Overall	in ACC	Tourney	In McCamish Pavilion	In Opponent Current Venue	Current Streak
Boston College	14-10	10-9	1-2	2-1	3-5	Won 2
Clemson	62-68	34-45	4-1	2-2	8-36	Lost 1
Duke	23-71	19-58	3-7	0-1	5-35	Lost 10
Florida State	29-39	19-25	0-2	1-2	8-13	Won 2
Louisville	13-19	0-4	--	0-2	0-1	Lost 6
Miami	8-13	6-13	0-1	0-3	3-5	Lost 2
North Carolina	25-67	23-53	5-4	1-3	4-24	Won 1
NC State	39-57	31-43	3-3	0-3	4-11	Lost 1
Notre Dame	9-7	3-5	--	3-1	1-5	Lost 1
Pittsburgh	7-4	2-4	0-1	2-1	0-2	Lost 1
Syracuse	4-5	2-3	--	1-1	1-3	Lost 1
Virginia	40-39	38-38	5-5	2-1	1-6	Lost 2
Virginia Tech	6-17	5-13	1-3	1-2	1-9	Lost 3
Wake Forest	41-39	40-37	0-4	3-0	8-19	Lost 1

GEORGIA TECH NOTEBOOK

scoring 14.6 points per game there (compared to 13.7 for the season overall), and connected on 69.5 percent of its attempts (68.3 percent season).

Assisted Living

Georgia Tech coach Josh Pastner preached and prodded his Yellow Jackets on ball and player movement from the first time he got his team on the practice court in April. His primary measuring stick on how well the Jackets perform is their ratio of assists to made field goals.

The results this season were remarkable. The Yellow Jackets ranked 13th nationally, according to KenPom.com, in highest percentage of assists to made field goals at 62.6 percent, the team's highest rate since the 2000-01 season. Tech's number was 63.2 percent in ACC games.

The national average for that statistic is 52.4 percent. Only in five games did Tech not meet or exceed that figure.

Since assist statistics have been kept at Georgia Tech (dating back to 1964-65), only seven Tech teams posted a better season rate.

1987-88	— 68.3
1988-89	— 65.9
1986-87	— 65.8
1992-93	— 65.0
1985-86	— 64.8
2000-01	— 62.9
1999-00	— 62.9
2016-17	— 62.6

Extended Mileage

Preseason research by one ESPN writer that Georgia Tech was the least experienced team in the nation. According to KenPom, Tech ranked No. 310 in the nation in minutes continuity, a percentage of a team's minutes that are played by the same player from last season to this season (33 percent for Tech).

Playing time for these five returning letterwinners has drastically escalated to fill the void created by the loss of five seniors from last year's team.

Some of those numbers rose in ACC play. Ben Lammers and Quinton Stephens have averaged 36-plus minutes in ACC games, each playing 40 minutes in seven games combined.

Tech played its reserves an average of just 46 minutes in conference games (22.9 percent of total minutes) and just 41.6 average minutes in the NIT (20.8 percent).

Player	Career MPG	This Season
Abdoulaye Gueye	4.3	10.1
Josh Heath	18.5	30.7
Corey Heyward	13.1	16.8
Tadic Jackson	14.3	23.8
Ben Lammers	11.7	35.4
Quinton Stephens	17.3	33.3

Third Time Not the Charm

Georgia Tech's first-round victory over Indiana kept intact a distinction for head coach Josh Pastner that is a personal point of pride, and a measure of consistent success. Pastner has never lost three straight games in eight seasons as a head coach, never in seven years at Memphis and not in his first season at Georgia Tech.

Only one other power conference head coach and program can make that claim over the last eight seasons, and that is John Calipari and Kentucky.

Seven ACC teams have lost three in a row this season. Tom Izzo and Michigan State lost three straight this season. Roy Williams and North Carolina lost three straight in 2013-14. Kansas and Villanova lost three in a row in 2012-13.

That Tech has been able to avoid a three-game skid this season is remarkable; the Yellow Jackets have lost two in a row

on six occasions.

The most improbable victories that stopped those streaks from continuing were a win Dec. 7 at VCU on Dec. 7, the Rams' only home loss this season, Jan. 25 at home vs. No. 6-ranked Florida State, a No. 3 seed in the NCAA Tournament, and Tuesday's win over Indiana, a No. 3 seed in the NIT.

Win	Followed losses to
D7 at VCU	Penn State and Tennessee on the road
J12 vs. Clemson	at Duke and Louisville at home
J25 vs. Florida State	at Virginia Tech and Virginia
F7 vs. Tusculum	at Clemson and Wake Forest
F28 vs. Pittsburgh	NC State at home and at Notre Dame
M14 vs. Indiana	at Syracuse and Pitt (ACC Tournament)

The Laminator is Everywhere

Ben Lammers came a long way from being a dependable reserve post player for Georgia Tech, his role as a sophomore, to being one of the best big men in the country in 2016-17, one who exerted a major influence on both ends of the floor in every game.

He became only the fourth Tech center to earn All-Atlantic Coast Conference honors when he was named second-team All-ACC, and he was also voted the ACC's Defensive Player of the Year.

After playing all 36 games in 2015-16 in relief of seniors Charles Mitchell and Nick Jacobs, the 6-10 junior flourished in the Yellow Jackets' four-out, one-in system, piling up 16 double-doubles and 31 double-digit scoring efforts in 2016-17. He came up short of double digits in points just six times.

He posted a double-double in six of Tech's eight ACC wins and recorded three in the NIT.

He scored 20 or more points in five ACC games, four of them were Tech wins.

Lammers finished the season as the nation's No. 3 shot blocker, averaging 3.38 per game. He also was the ACC's fourth-leading rebounder (9.2 per game), ranked 22nd in the ACC in scoring average (14.2 points per game) and No. 5 in field goal percentage (51.6 pct.).

His jump of 10.6 points per game in his scoring average over last season was the third-best in the ACC behind John Collins of Wake Forest and Matt Farrell of Notre Dame (11.7). But he also tripled his career rebound average entering the season, tripled his average minutes played and doubled his career number in blocked shots.

A triple threat, Lammers also passes the ball very well, accumulating more than two assists per game (78 assists to 64 turnovers).

The player who averaged less than 15 minutes per game last year averaged 35.4 overall, 36.6 minutes in ACC games, including five 40-minute games. He ranked No. 4 in the ACC in that category.

Assistant coach Eric Reveno on Lammers - *"He's a deceiving athlete: long, moves well, runs the floor well. From a coaching perspective, the thing that you see right away from Ben is that he's got a very good feel for the game. You see it in his passes, finding open guys ... and he's got a very good shooting touch. Those two things might be the hardest to teach. He's good at those things. From a coaching perspective, you get excited right away."*

Josh 1.0

Freshman Josh Okogie put together the kind of season that rivaled some of the best freshmen in Georgia Tech history.

The 6-4 guard became the seventh Tech freshman in program history to lead the Yellow Jackets in scoring, posting the sixth-best scoring average (16.1 ppg) for a freshman in program history, and the highest since Dion Glover (18.4 ppg) in 1998.

Okogie accumulated 596 points over 37 games. Only two other freshmen in Tech history - Kenny Anderson (722), Stephon Marbury (679) scored more. He passed Mark Price

(568 in 1982-83) against CSU Bakersfield.

The Snellville, Ga., product won ACC Rookie of the Week honors four times, including three times in ACC play - after scoring 26 points to lead Tech over No. 9 North Carolina, after scoring 27 in a victory at NC State, and again after he rang up 35 with 14 rebounds in the Jackets' victory over No. 6 Florida State.

He also earned the honor after 38-point outburst Nov. 26 against Tulane, which was a record for a Tech freshman.

In the last 20 years, only two other Georgia Tech players have tossed up a 35-point game (B.J. Elder 36 vs. Clemson in 2004, Will Bynum 35 vs. North Carolina in 2005).

He posted five games of 20-plus in ACC action (also 23 at Wake Forest and 25 in the Jackets' second meeting vs. NC State). He reached double figures in every ACC game but one.

Okogie ranked 11th in the conference in scoring average vs. ACC teams (17.1 ppg) during regular-season play, and he connected on 48.1 percent of his shots from the floor, 42.9 percent from three-point range and 74.0 percent from the foul line. He averaged 5.8 rebounds in ACC games.

He got to the free throw line a team-high 241 times, tied for the second-most in Tech history, and his 180 free throws made tied for third-most. He ranked third in the ACC in free throw attempts per game at 6.5, and got to the line an average of 6.8 times in ACC games.

More on Okogie's FSU Game

- Okogie's 35 points were two shy of Tech's record of 37 in an ACC game by Dennis Scott vs. North Carolina in 1990. It was the most points for a Tech player in an ACC game since Will Bynum racked up 35 against the same Tar Heels in a 2005 ACC Tournament game.

- Okogie became the third Georgia Tech freshman to score 30 or more points in multiple games. Mark Price did it twice in 1982-83, and Kenny Anderson did it four times in 1989-90.

- Okogie became the first ACC player with 30 points, 10 rebounds and five assists in a game since A.D. Vassallo (Virginia Tech - March, 2009)

- Okogie was the first player to deliver 35 points and 14 rebounds in a game vs. Division I competition this season. He is only the second ACC player to do it since the start of 2010-11 (Brice Johnson 39 and 23 at FSU on 1/4/2016).

Okogie Goes for 38 vs. Tulane

Josh Okogie set a Georgia Tech freshman record for points in a game with his 38 on Nov. 26 against Tulane. He hit 12 of 20 shots from the floor and 13 of 18 from the free throw line (more than Tulane's entire team, 12 of 17). It is the most points scored by an ACC player in a game this season.

- He eclipsed the previous Tech freshman mark of 33 by Mark Price against Virginia on March 12, 1983 (ACC Tournament) and Dion Glover against Seton Hall on March 11, 1998 (NIT).

- It was the fourth-most points scored by a freshman in ACC history and the most since the 2013 ACC Tournament, when Boston College's Olivier Hanlan scored 41 (the ACC freshman record) against Georgia Tech. There have been two other 40-point games by freshmen in ACC history - Harrison Barnes of North Carolina in 2011 and Tyler Hansbrough of North Carolina in 2006.

- Okogie's 38 points were the most by any Tech player since Kenny Anderson scored 42 vs. Howard on Jan. 2, 1991, and tied for the seventh-highest single-game scoring total in program history.

- Okogie became the fifth different Tech freshman to score 30 points in a game (Kenny Anderson did it four times, Mark Price did it twice, Dion Glover and Thaddeus Young did it once each).

- Okogie scored 14 straight points for Tech bridging intermission, including the last six points of the first half and the first eight of the second half. His spree helped Tech extend its

GEORGIA TECH NOTEBOOK

lead from 31-30 to 45-32.

Action Jackson

When Tadic Jackson is healthy and playing well, he makes a difference for the Georgia Tech with his ability to penetrate, handle the ball and score in traffic. In Tech's offensive schemes, Jackson has been a scoring threat as a shooter, as a driver and by posting up inside.

The 6-2 junior became one of the top reserves in program history, averaging 12.1 points while connecting on 44.6 percent of his shots from the floor, and 32.5 percent from three-point range, both well above his career norms of 32.2 percent overall and 21.9 percent from distance.

He became the fourth reserve in Tech history to average in double figures, and posted the highest scoring average by a Tech reserve since Glen Rice, Jr. (13.0 ppg) in 2011-12.

Jackson scored 20 or more points four times in Tech's last 16 games of the season, three of them victories. He set career highs twice with 25 points against Notre Dame and 29 against Boston College, then hit for 20 against Syracuse and Tech's second meeting vs. Notre Dame.

He authored two of the top six bench performances by ACC players.

- **In Tech's NIT opener against Indiana**, Jackson scored 13 of his 19 points in the second half, hitting 5-of-10 shots from the floor while registering all three of his assists and steals to help Tech pull away after Indiana had rallied to lead in three occasions early in the second period.

- **Against Notre Dame**, seven of his points came in a 15-2 first-half run that brought the Yellow Jackets back from a 10-point deficit. He grabbed two rebounds and three assists, including the rebound of Notre Dame's last-possession miss and the throw-ahead to Josh Okogie for his game-winning layup.

- **Against Boston College**, he finished off a 7-0 run to end the first half with a pair of layups, then scored 20 of his 29 in the second half as the Yellow Jackets erased an eight-point deficit to win by 11.

- **Against Syracuse**, he scored 15 of his 20 in the second half on 6-of-9 shooting, helping Tech rally from a three-point deficit to a 13-point lead. He drained a long three-pointer at the first-half horn and scored Tech's first bucket of the second half, scoring seven points in a 20-5 spurt.

- **In Tech's first meeting with Clemson**, made two key threes, grabbed four rebounds and scored 10 points as Tech pulled away in the second half. He was on the floor for the final 17 minutes at NC State, scoring eight points in a run that broke a 47-all tie and put the Jackets ahead by 11 with under nine minutes remaining.

- Jackson scored 16 of his 24 points in the second half of **Tech's win at VCU** and buried a big three-pointer in overtime. He finished 9-of-18 from the floor, hit a pair of threes and did not turn the ball over in 31 minutes.

- **In Tech's final non-conference game against North Carolina A&T**, he scored 11 of his 12 points in the second half, including seven of the nine straight points Tech scored to erase a 45-41 deficit in the final 4:44.

Pastner's Winning Staff

- Head coach Josh Pastner and all three assistant coaches played major conference Division I basketball - Eric Reveno at Stanford (1985-89), Tavaras Hardy at Northwestern (1998-2002), Darryl LaBarrie at Georgia Tech and Pastner at Arizona (1993-97).

- Tech's coaching staff has participated in 32 NCAA Tournaments collectively - Reveno has been involved in eight NCAA Tournaments as a coach and one as a player, Hardy in three as a coach; LaBarrie in two as a coach and one as a player; and Pastner in 13 as a coach and four as a player.

- Pastner hired two former Georgia Tech players - assistant coach LaBarrie, who played three years under Bobby Cremins and Paul Hewitt (1998-2001) and was an assistant

coach for two years under Hewitt (2009-11), and director of player personnel Mario West, a non-scholarship player under Hewitt (2003-07) who played two years in the NBA.

- Only two members of Pastner's staff at Memphis, director of recruiting and compliance Julian Swartz and director of scouting Tyler Benson, followed him to Georgia Tech. All three assistant coaches are new to Pastner's staff.

Five Tech Alumni on NBA Rosters

Five former Georgia Tech basketball stars were on NBA rosters when the season began, and all four of them reached the playoffs with their teams. Marcus Georges-Hunt, a 2016 graduate, was signed to a 10-day contract by Miami after the all-star break and then was signed by Orlando late in the season and played four games with the Magic.

Iman Shumpert, a five-year NBA veteran, played his second full season in Cleveland after helping the Cavaliers win the NBA championship in 2016.

Thaddeus Young, in his 10th season, was traded to the Indiana Pacers during the off-season after two years in Brooklyn. Derrick Favors has emerged as a key figure in his sixth season in Utah.

Anthony Morrow, a nine-year NBA veteran after catching on with Golden State as a free agent in 2009, began his third season in Oklahoma City but was traded to Chicago at the trade deadline.

Jarrett Jack, a 12-year NBA veteran who suffered a knee injury last January while with Brooklyn, was signed by the Atlanta Hawks during the off-season but then was cut by the team in the last week of training camp while continuing his recovery. He later was signed to a 10-day contract and played two games with the New Orleans Pelicans.

Chris Bosh, who spent the first seven years of his NBA career in Toronto, played his sixth season in Miami in 2015-16, but saw his season cut short by a heart condition for the second year in a row. He became a free agent at the end of the season.

Arts and Letters

Beginning with Moe Miller and Lance Storrs in the summer of 2011, every four-year senior in the Georgia Tech program has graduated.

Derek Craig and Nick Foreman received their Tech degrees in 2012, as did the 2013 senior class of Mfon Udofia, who finished his business administration degree work in the summer, and Pierre Jordan, who completed his Masters degree requirements in building construction in the spring. Brandon Reed graduated in the summer with his management degree before transferring back to Arkansas State to play his final year of basketball.

All three of Tech's four-year seniors in 2013-14 - Kameron Holsey, Daniel Miller and Jason Morris - graduated that spring. Robert Sampson, the Jackets' only undergraduate scholarship senior in 2014-15, graduated in the spring.

From the 2015-16 squad, Marcus Georges-Hunt walked the stage at commencement in May, accomplishing the rare feat of graduating in four years. Point guard Travis Jorgenson, who elected not to use his final year of eligibility, will receive his degree in December.

From the 2016-17 team, Josh Heath, Corey Heyward (fifth-year because of an injury redshirt in 2012-13) and Quinton Stephens all graduated in May of 2017, while Rand Rowland finished his requirements and received his degree in December of 2016.

Georges-Hunt and current junior Tadic Jackson have made the Academic All-ACC team twice, and the Yellow Jackets have had at least one player named to that team since it was instituted for the 2010-11 season.

Tech's men's basketball team has recored the highest Academic Progress Report scores the last four years since the NCAA began tracking academic performance in 2004-05. The Jackets scored a perfect team single year APR score of 1000

three straight years from 2011-13.

Welcome to The Hank

Georgia Tech has played five seasons in McCamish Pavilion, which was for all intents and purposes, brand new when it opened for the 2012-13 season. The only physical elements of McCamish Pavilion that remain from the venerable Alexander Memorial Coliseum are the roof, which was re-covered, and the 32 steel ribs that support it.

The capacity of McCamish Pavilion is 8,600, including 1,665 seats in the new balcony level and 6,935 seats in the lower seating bowl. There are no suites, but there is a premium club area that seats 500. Alexander Memorial Coliseum seated 9,191 spectators in its final configuration.

The most impressive features of McCamish Pavilion are its grand entrance, which fronts 10th and Fowler Streets, the ability for patrons to view the court from the main concourse all the way around, and the theatrical lighting system, which concentrates light on the court while leaving the seating areas dark, modeled after the Staples Center in Los Angeles and Madison Square Garden in New York.

Tech played 55 seasons in Alexander Memorial Coliseum, compiling a record of 556-194 (.741). Miami was the last team to play Tech in Alexander Memorial Coliseum, a game Tech won, and was the first ACC team to play in McCamish Pavilion on Jan. 5, which Miami won. For the 2011-12 season, Tech played its home games at Philips Arena and the Arena at Gwinnett.

Tech's NCAA Tournament History

Georgia Tech played in the NCAA Tournament five times in 11 seasons under head coach Paul Hewitt and has played in the event 16 times in its history. Fifteen of those appearances have occurred from 1985 to the present.

Tech has a record of 23-16 in NCAA Tournament play, highlighted by its 2004 trip to the NCAA title game as well as a Final Four berth in 1990. The Yellow Jackets have reached the NCAA Sweet 16 seven times (1960, 1985, 1986, 1990, 1992, 1996, 2004).

The 2004 and 2005 appearances were the Yellow Jackets' first back-to-back appearances since Bobby Cremins led the Institute to the Big Dance nine straight years from 1985-93.

Georgia Tech has won at least one game in 11 of its 16 NCAA Tournament appearances.

Tech's ACC Tournament History

Georgia Tech has played in 38 ACC Tournaments, and has a 26-35 all-time record in the event. The Yellow Jackets have won three championships, in 1985 (Atlanta), 1990 (Charlotte) and 1993 (Charlotte).

Tech has been a runner-up four times (1986, 1996, 2005, 2010). The 1986, 1996 and 2010 runs to the finals occurred in Greensboro. Tech also made the finals in 2005 at the Verizon Center in Washington, D.C.

Tech was 0-2 in the ACC Tournament under coach Dwane Morrison, 15-16 under Bobby Cremins (including all three titles), 9-11 under Paul Hewitt (runner-up in 2005 and 2010), 2-5 under Brian Gregory, and 0-1 under Josh Pastner.

MCCAMISH PAVILION



The dawning of a new era in Yellow Jackets' basketball was marked by the opening of McCamish Pavilion in November of 2012.

Occupying the same footprint on the corner of 10th and Fowler Streets as the historic Alexander Memorial Coliseum, which hosted Tech basketball games for 55 years and saw the Yellow Jackets post a record of 556-194, McCamish Pavilion opened its doors Nov. 9, 2012 when the Tech men hosted Tulane.

The Yellow Jackets went on to post an 11-6 mark in their first season in the venue and play before an average of 7,365 fans. McCamish Pavilion has drawn raves from friend and foe alike, from its state-of-the-art audio-visual technology to the cozy and intimate, but loud atmosphere.

McCamish Pavilion is named for the late Hank McCamish, a long-time insurance executive in the Atlanta area whose family provided the lead gift for the \$50 million facility. The arena footprint expanded approximately 30,000 square feet over that of Alexander Memorial Coliseum, and the former circular seating bowl was demolished and replaced with a rectangular bowl along with an upper deck.

The most obvious difference is that the walls separating the concourse and the bowl were removed, meaning that the floor is visible from almost every point in the concourse. The familiar domed roof and the 32 steel support beams remain, but the McCamish interior looks nothing like the old Thrillerdome.

Ground was broken for the construction of Tech's new on-campus arena on May 5, 2011, and 18 months later, the Yellow Jackets had a state-of-the-art building with 8,600 seats and a luxurious club area, which provides a cozy view of the court. The lower level seating bowl has 6,935 seats, and the new balcony level seating has 1,665 seats.

Spectators can view the game as they walk to and from concessions and rest rooms, which are all located on the outside of the concourse. The balcony level seating has its own concourses with rest rooms and concessions.

The building features a center-hung scoreboard, with video screens on four sides and a circular message board underneath. The balcony level facing has a 360-degree ribbon board for messaging and graphics.

The lighting system, similar to those at Madison Square Garden and Staples Center in Los Angeles, will illuminate the court while leaving the stands darkened, creating a theatre-like feel to games.

Nearly the entire structure is brand-new, with the one notable exception being the familiar dome of Alexander Memorial Coliseum and its 32 steel ribs, which stayed in place and provided the skeleton for the new structure. A new roof was installed, and the ribs and the ceiling were re-painted. Around the concourses, pieces of the former AMC court have been inlaid into the ribs.

A courtyard was created outside the West entrance to honor William Alexander, the legendary Tech football coach and director of athletics who led the drive to build Alexander Memorial Coliseum in the 1950s.

The court remains named for legendary basketball coach Bobby Cremins, who led the Tech men's team from 1981-2000 and compiled a record of 354-237 with three Atlantic Coast Conference championships and 10 NCAA Tournament appearances in 19 seasons.

The grand entrance to McCamish Pavilion, which faces the corner of 10th and Fowler Streets, includes graphics presentations recognizing Tech's retired jerseys of Roger Kaiser, Rich Yunkus, Mark Price, John Salley, Tom Hammonds and Matt Harpring, as well as coaches Whack Hyder and Cremins, and longtime radio announcer Al Ciraldo. Tech's NCAA Final Four teams of 1990 and 2004 are also recognized in the main entrance.

McCamish Pavilion was the first project in what became a major transformation of the Fowler Street entrance to the Georgia Tech campus. Across the street is the Yellow Jackets' new tennis facility, the Ken Byers Tennis Complex, which opened

Just the Facts

Name: McCamish Pavilion (mc-CAME-ish), named for Atlanta insurance executive Hank McCamish who gave the lead gift for the facility

Capacity: 8,600 (6935 court level, 1,665 balcony level)

Cost: \$50 million

Contractor: Whiting-Turner

Architect: Populous

Cremins Court: the court remains named for the former Tech head coach

Alexander Courtyard: located at the Fowler Street entrance, honors the former Tech director of athletics and the history of the former Tech home arena named for him

Grand entrance: 10th and Fowler Streets, foyer includes graphic representations of retired jerseys and Tech's two Final Four appearances

Other entrances: West entrance off Fowler Street (students and media), East entrance from main arena parking (for club patrons)

Features: center-hung scoreboard and video boards, mezzanine fascia ribbon boards, theatrical lighting, primarily chairback seating, club area

Groundbreaking: May 5, 2011

Opening: October, 2012

First public event: Oct. 21, Jacket Jam (men's and women's scrimmages plus other activities)

First men's game: Nov. 9, 2012 vs. Tulane

First women's game: Nov. 11, 2012 vs. Tennessee

Other Highlights

- 2,500 cubic yards of concrete removed
- 3,000 cubic yards of concrete installed
- 500 tons of new steel installed
- Over 1 mile of new railing installed
- 20,000 gallons of paint used
- 2,000 feet of new mechanical piping
- 2,500 feet of new ductwork
- \$4M in new audio-visual and scoreboards
- 50 TVs throughout the concourse and Callaway Club
- Farthest distance material has traveled to get on site: 4,835 miles
- Shortest distance material has traveled to get on site: 1 mile
- Number of Tech alumni involved in the project: Over 100
- Number of days construction will take: 520
- Number of 1950's old style Coke bottles found while installing the underground foundations: 11
- Number of new staircases: 13
- Number of new sports lights for the competition floor: Over 300
- 270-degree court view from concourse

in January of 2013.

Designed by the renowned architectural firm Populous and built under the direction of Whiting-Turner Contracting Company, the arena already has been recognized by the American Institute of Architects of Atlanta for its significant architectural impact on the city's landscape along with such structures as the Sovereign building, TWELVE Centennial Park Tower I, The Atlantic, Loews Midtown, the Atlanta Botanical Garden Hardin Visitor Center, the Georgia Tech Human Research Building rehabilitation, the Martin Luther King, Jr., Federal Building and the Ray Charles Performing Arts Center.

The Atlanta Business Chronicle noted, "The McCamish Pavilion renovation is an example of a project that respects the history of a structure, while making it more functional now and for the future."

"This renovation expands the arena while preserving the character of the original design by a significant Atlanta architect," said Jay Silverman, senior associate of Lord, Aeck & Sargent, Inc., and president of the American Institute of Architects of Atlanta. "It also responds to the character of a growing Georgia Tech campus."

ZELNAK CENTER / LUCK BUILDING

INFORMATION



With an eye toward helping Georgia Tech's basketball teams with their practice scheduling and provide better resources for skill development, the Yellow Jackets utilized a former parking area to build a 20,000-square-foot basketball practice facility called the Zelnak Center.

Ground was broken for the facility in April of 2009, and the building opened in October of that year.

Spurred by a lead gift from Steve and Judy Zelnak, the facility was built at a cost of \$5 million and was built in a span of six months and opened in time for the beginning of pre-season practice in October of 2009. Zelnak is chairman, president and chief executive officer of Martin Marietta Materials in Raleigh, N.C., and a current member of the Georgia Tech Advisory Board.

The Zelnak Center is connected to the southeast side of the McCamish Pavilion and includes one full-size court with eight baskets, a 24-seat theater for video instruction and the 2,500-square-foot Robert A. Anclien Strength and Conditioning Center. Heery International was the architect for the project, and Gay Construction Company of Atlanta was the contractor.

The James K. Luck Building, which opened in 1987, is a two-story complex located adjacent to McCamish Pavilion and houses the Yellow Jackets' locker room, a brand-new game room, a reception area and offices for the Tech coaching staff.

The locker room underwent a major renovation this summer, and what formerly served as a weight room for the Yellow Jackets has been converted into a game room compete with flat screen televisions, table tennis and billiards.

Tech's Class of 1961 raised the money and led the effort to build the \$1 million annex in celebration of its 25th anniversary.

The building is named for Jim Luck, the late Tech assistant director of athletics who spearheaded construction of the facility. Luck, a Tech graduate and a member of the Institute's Sports Hall of Fame, served as an assistant football coach for 22 years and head baseball coach for 20 years before moving into administration.

STUDENT-ATHLETES & STAFF

Brandon Alston	12
Abdoulaye Gueye	13
Tadric Jackson	14
Ben Lammers	16
Justin Moore	18
Sylvester Ogbonda	19
Josh Okogie	20
Shembari Phillips	21
Jose Alvarado/Jonathan Brown/Evan Cole/Curtis Haywood	22
Evan Jester/Malachi Rice/Avi Schafer/Moses Wright	23
Head coach Josh Pastner	24-26
Assistant coaches Hardy/LaBarrie/Reveno	27-28
Support Staff	28-29
Institute President G.P. "Bud" Peterson	30
Director of Athletics Todd Stansbury	30
Faculty Athletics Representative Dr. Charles L. Isbell, Jr.	31
Athletic Administration	31

STUDENT-ATHLETE PROFILES

BRANDON ALSTON

4

Guard • 6-5 • 200 • Vienna, Va. • Junior (graduate student) • Herndon HS/Lehigh

Career Notes

Graduate transfer who played two seasons at Lehigh and earned his undergraduate degree in three years ... Eligible to play immediately and has two years of eligibility remaining ... Appeared in 62 games, starting 11, over his two seasons, for Lehigh, averaging 5.8 points while shooting 42.5 percent from the floor, 35.5 percent from three-point range and 73.0 percent from the foul line ... After taking a red-shirt year in 2015-16 due to injury, he averaged 6.7 points in 32 games (10 starts) last season ... Wore jersey #42 at Lehigh.



2016-17 (Lehigh)

Strong season, finishing fifth on the Mountain Hawks in scoring average (6.7) while averaging 2.2 rebounds ... Played in all 32 games and started the last 10 ... Also added 37 assists and 13 steals ... Shot 45.6 percent from the field (78-of-171), including 35.2 percent from three-point range (19-of-54) ... Reached double-figure points on eight occasions ... Played in all 32 games with 10 starts, starting the final 10 games of the season ... The Mountain Hawks went 20-12 overall and 12-6 in the Patriot League (second place) ... Finished with nine points and two rebounds in the Patriot League championship game at Bucknell (3/8) ... Impressed in the semifinals at Boston University (3/5), tying a career-high 18 points on 6-of-11 shooting while adding five rebounds and two assists ... Tied a career-high 18 points on 7-of-14 shooting vs. Army West Point (2/25), adding five rebounds and a steal ... Made first start of the season at American (2/4), scoring six points while adding two rebounds and two steals ... Impressed at Colgate (1/25), scoring 10 points on 4-of-7 shooting, including 2-of-3 from the three-point line ... Scored 12 points, shooting 8-of-10 from the free throw line, while adding four rebounds and four assists vs. Cabrini (12/22) ... Strong effort at Arkansas State (11/27), scoring a season-high 12 points which all came in the game's final 3:27 ... Was 5-of-8 from the field while adding a career-high eight rebounds ... Knocked down his only field goal attempt in big win at Mississippi State (11/25) while adding a rebound and steal.

2014-15 (Lehigh)

Finished sixth on the Mountain Hawks in scoring (4.9 points per game) ... Also averaged 1.5 rebounds per game and dished 20 assists ... Played in all 30 games with one start ... Third on the Mountain Hawks in three-point field goal percentage (among those with at least one three-point attempt per game) ... Shot 14-of-39, 35.9 percent ... Scored three points in the Patriot League quarterfinals vs. American (3/5) ... Strong effort with 10 points on 4-of-8 shooting in the regular season finale at Colgate (2/28) ... Strong all-around game with 14 points (10 in the first half) and a career-high six rebounds vs. Navy (1/21) ... Posted 10 points on 4-of-6 shooting along with two rebounds at American (1/14) ... Finished with 12 points (all in the second half) on 5-of-7 shooting in the Patriot League opener vs. Colgate (12/31) ... Scored four points in big triple overtime win at Arizona State (12/20) ... Scored four points in big Thanksgiving Eve win at DePaul (11/26) ... Scored 16 points on 4-of-8 shooting at Rider (11/21) ... Strong effort in home opener vs. Canisius (11/18), scoring 11 points while adding five rebounds and three assists.

High School

Wrapped up high school career at Herndon High School ... Scored 25 points in the Capital Classic All-Star Game (earned game MVP honors), which consists of the best players from the D.C./Maryland/Virginia area ... Also voted to play in the ASSISTS Tri-State All-American Game ... Scored 23 points in the District Championship to earn Player of the Game honors ... Voted onto the 6A North All-Tournament Team and eclipsed 1,000 career points ... Was the leading scorer for Middleburg Academy as a junior, averaging 16 points per game to lead a team of five averaging double figures ... Shot 47 percent from three-point range, recording 478 points, 151 rebounds and 49 steals ... Middleburg ended up advancing to the semifinals of states ... After the season, Alston was voted onto the DMV Elite All-Northern Virginia Team, playing for Boo Williams for a second straight summer and starting at shooting guard ... As a sophomore, Alston was the third leading scorer for Middleburg Academy, which advanced to the third round of the state tournament ... As a freshman, played junior varsity and varsity at Paul VI Catholic High School in Fairfax, Virginia.

Personal

Full name is Brandon Cole Alston ... Born May 10, 1995 in Washington, D.C. ... Son of Michael and Brenda Alston ... Father played football at VMI (2-time all-Southern Conference) ... Has one older brother, Chris, who played football at Columbia and Morehouse ... Began playing basketball at age 10, participating in an AAU program in Baltimore ... Graduated from Lehigh in three years with a bachelor's degree in economics, and is enrolled in the Masters economics program at Georgia Tech.

CAREER HIGHS

Points: 18, three times; last at Boston U (3/5/17)
Rebounds: 8 at Arkansas State (11/27/16)
Assists: 4 vs. Saint Francis (Pa.) (12/12/16)
Steals: 2 at American (2/4/17)

ALSTON GAME-BY-GAME STATISTICS

2014-15	Min	FG-A	3FG-A	FT-A	O-D-T	Avg	PF	A	TO	Bk	Stl	Pts	Avg
at Villanova	5	0-0	0-0	0-0	0-0-0	0.0	1	0	0	0	0	0	0.0
CANISIUS	26	3-7	1-3	4-5	0-5-5	2.5	3	3	3	1	0	11	5.5
at Rider	30	4-8	2-4	6-6	1-0-1	2.0	1	1	1	0	0	16	9.0
COLUMBIA	18	1-5	0-2	0-1	1-2-3	2.3	1	0	0	0	0	2	7.3
at DePaul	22	1-5	0-2	2-2	0-1-1	2.0	4	1	3	0	1	4	6.6
PENN STATE MONT ALTO	15	4-6	0-1	2-3	0-0-0	1.7	1	0	1	0	0	10	7.2
SAINT FRANCIS (Pa.)	16	2-4	1-2	4-6	1-1-2	1.7	1	0	2	0	0	9	7.4
at LIU Brooklyn	14	1-3	1-2	0-0	0-1-1	1.6	2	1	4	0	0	3	6.9
at Quinnipiac	15	0-3	0-0	3-4	1-3-4	1.9	1	1	1	0	0	3	6.4
at Arizona State	10	1-2	1-1	1-2	0-1-1	1.8	1	0	1	0	0	4	6.2
at UMB	9	1-1	1-1	2-2	0-0-0	1.6	4	0	0	0	1	5	6.1
COLGATE	20	5-7	1-1	1-1	0-2-2	1.7	4	1	3	0	0	12	6.6
at Boston University	14	1-5	1-1	2-2	0-0-0	1.5	0	0	2	0	1	5	6.5
at Army	10	0-4	0-1	0-0	0-2-2	1.6	1	0	2	0	0	0	6.0
LOYOLA MARYLAND	6	1-2	0-1	0-0	1-0-1	1.5	0	0	3	0	0	2	5.7
at American	25	4-6	1-1	1-2	2-0-2	1.6	3	0	2	0	1	10	6.0
HOLY CROSS	19	1-5	0-1	2-4	3-1-4	1.7	1	0	2	0	0	4	5.9
NAVY	27	5-8	3-4	1-2	0-6-6	1.9	1	1	1	0	0	14	6.3
at Lafayette	20	3-6	1-2	3-3	0-1-1	1.9	3	2	2	0	0	10	6.5
at Bucknell	22	0-2	0-0	0-0	0-0-0	1.8	0	0	0	0	0	0	6.2
BOSTON UNIVERSITY	21	1-6	0-1	2-5	0-1-1	1.8	1	0	1	0	0	4	6.1
ARMY	7	0-1	0-1	0-0	0-0-0	1.7	1	0	0	0	0	0	5.8
at Loyola	17	0-2	0-0	2-2	1-1-2	1.7	4	3	2	0	1	2	5.7
AMERICAN	9	0-0	0-0	1-2	0-0-0	1.6	1	3	0	0	0	1	5.5
at Holy Cross	11	1-7	0-3	0-0	0-2-2	1.6	3	0	0	0	0	2	5.3
at Navy	12	0-2	0-1	0-0	0-0-0	1.6	0	0	0	0	0	0	5.1
LAFAYETTE	4	0-0	0-0	0-0	0-0-0	1.5	1	0	0	0	0	0	4.9
BUCKNELL	20	1-5	0-1	0-0	1-2-3	1.6	0	3	0	0	0	2	4.8
at Colgate	20	4-8	0-2	2-2	0-0-0	1.5	0	0	1	0	1	10	5.0
AMERICAN	10	1-1	0-0	1-1	0-0-0	1.5	1	0	2	0	0	3	4.9
2016-17	Min	FG-A	3FG-A	FT-A	O-D-T	Avg	PF	A	TO	Bk	Stl	Pts	Avg
at Xavier	17	3-5	2-3	1-1	1-1-2	2.0	4	1	3	0	1	9	9.0
at Yale	20	0-3	0-0	0-0	0-1-1	1.5	2	0	0	0	0	0	4.5
PRINCETON	27	1-5	1-2	0-0	0-2-2	1.7	3	2	2	0	1	3	4.0
at Mississippi State	12	1-1	0-0	0-0	0-1-1	1.5	1	0	1	0	1	2	3.5
at Arkansas State	20	5-8	1-2	1-2	2-6-8	2.8	3	0	3	0	0	12	5.2
at LaSalle	30	7-9	3-4	1-3	0-1-1	2.5	3	2	0	0	1	18	7.3
ROBERT MORRIS	20	1-3	0-2	4-4	0-0-0	2.1	0	0	1	0	0	6	7.1
at Stony Brook	21	0-1	0-1	0-0	0-2-2	2.1	3	1	2	0	0	0	6.3
at Mount St. Mary's	17	1-4	1-3	0-0	0-4-4	2.3	2	0	1	0	1	3	5.9
SAINT FRANCIS (Pa.)	16	0-4	0-2	0-0	2-3-5	2.6	0	4	2	0	1	0	5.3
CABRINI	28	2-9	0-3	8-10	1-3-4	2.7	2	4	1	0	0	12	5.9
at Army	7	1-2	0-0	1-1	0-1-1	2.6	3	0	1	0	0	3	5.7
at Boston University	16	1-6	1-5	2-3	2-0-2	2.5	3	2	0	0	1	5	5.6
LOYOLA MARYLAND	10	1-3	1-3	0-0	0-0-0	2.4	3	0	2	0	0	3	5.4
AMERICAN	9	1-1	1-1	0-0	0-0-0	2.2	1	1	0	0	0	3	5.3
at Bucknell	19	4-5	0-0	0-1	0-5-5	2.4	0	1	1	0	0	8	5.4
HOLY CROSS	14	1-2	0-0	0-0	0-1-1	2.3	1	2	3	0	0	2	5.2
at Navy	28	2-3	0-0	4-8	0-1-1	2.2	3	3	1	0	0	8	5.4
LAFAYETTE	6	1-4	0-0	0-0	0-0-0	2.1	0	0	0	0	0	2	5.2
at Colgate	28	4-7	2-3	0-1	0-1-1	2.1	1	1	0	1	1	10	5.5
BOSTON UNIVERSITY	15	2-4	0-1	1-1	0-0-0	2.0	2	0	1	0	0	5	5.4
at Loyola Maryland	33	6-10	0-1	2-3	1-2-3	2.0	2	1	1	0	1	14	5.8
at American*	21	2-6	0-1	2-2	0-2-2	2.0	2	0	2	0	2	6	5.8
BUCKNELL*	23	3-5	0-1	1-1	1-3-4	2.1	2	1	3	2	0	7	5.9
at Holy Cross*	18	0-2	0-1	0-0	0-0-0	2.0	5	0	2	0	0	0	5.6
NAVY*	25	4-5	1-1	1-2	2-3-5	2.1	0	2	1	0	0	10	5.8
at Lafayette*	19	1-6	0-0	2-2	1-1-2	2.1	5	1	0	0	0	4	5.7
COLGATE*	18	4-8	1-2	0-0	0-0-0	2.0	2	2	0	0	0	9	5.9
ARMY*	24	7-14	3-6	1-1	1-4-5	2.1	4	0	1	0	1	18	6.3
COLGATE*	24	2-4	0-1	1-1	0-0-0	2.1	0	2	3	0	0	5	6.2
at Boston University*	42	6-11	0-1	6-7	1-4-5	2.2	4	2	2	0	0	18	6.6
at Bucknell*	33	4-11	1-4	0-0	0-2-2	2.2	1	2	0	0	1	9	6.7

CAREER STATISTICS

Year	GP	GS	MP	Avg	FG	FGA	Pct	3FG	3FGA	Pct	FT	FTA	Pct	Off	Def	Tot	Avg	PF	FO	Ast	TO	Bk	Stl	Pts	Avg
2014-15	30	1	474	15.8	46	121	.380	14	39	.359	42	57	.737			44	1.5			20	39	1	6	148	4.9
2016-17	32	10	660	20.6	78	171	.456	19	54	.352	39	54	.722			69	2.2			37	40	3	13	214	6.7
Totals	62	11	1134	18.3	124	292	.425	33	93	.355	81	111	.730			113	1.8			57	79	4	19	362	5.8

STUDENT-ATHLETE PROFILES

ABDOULAYE GUEYE

34

Forward • 6-9 • 213 • Red-shirt Junior • Dakar, Senegal • Central Park Christian (Birmingham, Ala.)

Career Notes

Three-star power forward originally from Dakar, Senegal who enrolled at Central Park Christian School in Birmingham in October 2012 as part of the school's exchange program ... Excellent size, length and skill level allows him to play inside and out ... Has a 7-foot-3 wingspan ... A shot-blocker who can run the floor, handle the ball, shoot jump shots and defend multiple positions ... On a list of the top players in the state of Alabama compiled by AL.com, Gueye was No. 4 ... Played in only eight games as a freshman and sat out the 2015-16 season as a redshirt.



2016-17

Started Tech's first three games and came off the bench exclusively after that, working at the "4" and "5" positions ... Playing time was slowly rising when he fractured his wrist Feb. 1 at Clemson, sidelining him for the rest of the season ... Played 28 effective minutes in back-to-back game vs. Louisville and Clemson, and had eight good minutes (1-2 FG, 2 blocks, 3 rebounds) against FSU ... Averaging 10.1 minutes per game (played a total of 34 minutes in eight games as a freshman in 2014-15, sat out 2015-16 season as a redshirt) ... Played in eight ACC games for a total of 56 minutes ... Averaging 2.5 rebounds, fourth on the team ... Grabbed a career-best nine boards against Ohio, and took six in just four minutes at Penn State ... Had six in 18 minutes against Alcorn State ... Made 11-of-28 shots from the floor, blocked 12 shots ... Scored career-high five points against Alcorn State, getting the first four on stickbacks in his first two possessions on the floor along with two assists and two blocks in a four-minute stretch.

2015-16

Averaged 13.3 minutes, 5.3 rebounds and 2.3 points in three games on Tech's August trip to the Bahamas ... Top game was seven points and five boards in game 2 vs. Providence Storm.

2014-15

Played in eight games, four in the ACC ... Played a career-high eight minutes in each game against North Carolina, scoring a basket in the Feb. 21 game in Chapel Hill ... Made his collegiate debut against Alabama A&M, playing six minutes ... Tip-in field goal at the halftime buzzer for his only points.

High School

Coached by Donovan Broadnax at Central Park Christian ... Averaged 14 points, 12 rebounds and four blocked shots as a senior to help the Eagles win the National Association of Christian Athletes (NACA) Division 1A Championship ... Named the defensive MVP of the championship ... Averaged 11 points and nine rebounds in his first season at Central Park Christian in 2012-13 ... Honor Roll student ... Also played for the Birmingham Ice on the AAU circuit.

Personal

Full name is Abdoulaye Gueye, pronounced "ahb-doo-LIE Guhy" ... Goes by the nickname "A.D." ... Born November 24, 1994 in Dakar, Senegal ... Son of Ousmane and Ndeye Gueye, has three older sisters and one brother ... Kevin Durant of the Oklahoma City Thunder in the NBA is the player after whom he models his game ... Majoring in business administration.

CAREER HIGHS

Points: 5, Alcorn State -- 12/18/16
Rebounds: 9, Ohio -- 11/18/16
Assists: 4, Tennessee Tech -- 11/11/16
Steals: 2, at VCU -- 12/7/16
Blocks: 2, 4 times
FG made: 2, Tennessee Tech -- 11/11/16 ; Alcorn State -- 12/18/16
FG attempts: 5, Tennessee Tech -- 11/11/16
3FG attempts: 2, Southern -- 11/14/16
FT made: 1, Alcorn State -- 12/18/16
FT attempts: 2, Alcorn State -- 12/18/16 ; at Clemson -- 2/1/17 ; North Carolina -- 3/3/15
Minutes: 33, Tennessee Tech -- 11/11/16

CAREER ACC HIGHS

Points: 2, 4 times
Rebounds: 4, Louisville -- 1/7/17
Assists: 1, at NC State -- 01/15/17 ; Louisville -- 1/7/17
Steals: 1, North Carolina -- 3/3/15
Blocks: 2, Clemson -- 1/12/17 ; Florida State -- 1/25/17 ; Louisville -- 1/7/17
FG made: 1, 4 times
FG attempts: 4, Louisville -- 1/7/17
3FG attempts: 1, North Carolina -- 3/3/15
FT attempts: 2, at Clemson -- 2/1/17 ; North Carolina -- 3/3/15
Minutes: 18, Louisville -- 1/7/17

GAME-BY-GAME STATISTICS

2014-15	Min	FG-A	3FG-A	FT-A	O-D-T	Avg	PF	A	TO	Blk	Stl	Pts	Avg
ALABAMA A&M	6	1-1	0-0	0-0	1-0-1	1.0	0	0	1	0	1	2	2.0
IPFW	2	0-0	0-0	0-0	0-0-0	0.5	1	0	1	1	0	0	1.0
USC UPSTATE	3	0-1	0-0	0-0	1-0-1	0.7	0	0	2	0	1	0	0.7
APPALACHIAN STATE	3	0-0	0-0	0-0	0-0-0	0.5	1	0	1	0	0	0	0.5
at Virginia	2	0-0	0-0	0-0	0-1-1	0.6	0	0	0	0	0	0	0.4
WAKE FOREST	2	0-1	0-0	0-0	0-1-1	0.7	1	0	0	0	0	0	0.3
at North Carolina	8	1-1	0-0	0-0	0-1-1	0.7	0	0	0	1	0	2	0.6
NORTH CAROLINA	8	0-1	0-1	0-2	0-1-1	0.8	0	0	0	0	1	0	0.5
2016-17	Min	FG-A	3FG-A	FT-A	O-D-T	Avg	PF	A	TO	Blk	Stl	Pts	Avg
TENNESSEE TECH*	33	2-5	0-0	0-0	1-3-4	4.0	2	4	5	1	0	4	4.0
SOUTHERN*	26	1-4	0-2	0-1	1-4-5	4.5	2	1	1	1	0	2	3.0
OHIO*	25	1-3	0-0	0-0	3-6-9	6.0	3	0	1	0	1	2	2.7
SAM HOUSTON STATE	6	1-1	0-0	0-0	1-1-2	5.0	1	0	0	0	0	2	2.5
TULANE	8	0-1	0-0	0-0	1-2-3	4.6	1	0	1	0	0	0	2.0
at Penn State	4	0-2	0-0	0-0	4-2-6	4.8	0	0	2	0	0	0	1.7
at Tennessee	7	0-0	0-0	0-0	0-1-1	4.3	3	0	3	0	0	0	1.4
at VCU	5	0-0	0-0	0-0	0-0-0	3.8	2	0	2	0	2	0	1.3
ALCORN STATE	18	2-3	0-0	1-2	2-4-6	4.0	2	2	2	2	0	5	1.7
GEORGIA	5	1-2	0-1	0-0	0-1-1	3.7	1	0	0	0	0	2	1.7
WOFFORD	4	0-0	0-0	0-0	0-0-0	3.4	1	0	0	0	0	0	1.5
NORTH CAROLINA A&T	5	0-0	0-0	0-1	0-1-1	3.2	2	0	0	1	0	0	1.4
NORTH CAROLINA	2	0-0	0-0	0-0	0-0-0	2.9	1	0	1	0	0	0	1.3
at Duke	DNP												
LOUISVILLE	18	1-4	0-0	0-0	2-2-4	3.0	1	1	2	2	0	2	1.4
CLEMSON	10	1-1	0-0	0-0	0-2-2	2.9	3	0	2	0	2	0	1.4
at NC State	4	0-0	0-0	0-0	1-0-1	2.8	2	1	0	1	0	0	1.3
at Virginia Tech	4	0-0	0-0	0-0	0-0-0	2.6	1	0	1	0	0	0	1.2
at Virginia	1	0-0	0-0	0-0	0-0-0	2.5	0	0	0	0	0	0	1.2
FLORIDA STATE	8	1-2	0-0	0-0	2-1-3	2.5	1	0	0	2	0	2	1.2
NOTRE DAME	DNP												
at Clemson	9	0-0	0-0	0-2	0-1-1	2.5	4	0	1	0	0	0	1.2
at Wake Forest	DNP												
TUSCULUM	DNP												
BOSTON COLLEGE	DNP												
at Miami	DNP												
SYRACUSE	DNP												
NC STATE	DNP												
at Notre Dame	DNP												
PITTSBURGH	DNP												
at Syracuse	DNP												
vs. Pittsburgh	DNP												
INDIANA	DNP												
BELMONT	DNP												
at Mississippi	DNP												
vs. CSU Bakersfield	DNP												
vs. TCU	DNP												

CAREER STATISTICS

Year	GP	GS	Min	Avg	FG	FGA	Pct	3FG	3FGA	Pct	FT	FTA	Pct	Off	Def	Tot	Avg	PF	FO	Ast	TO	Blk	Stl	Pts	Avg
2014-15	8	0	34	4.3	2	5	.400	0	1	.000	0	2	.000	2	4	6	0.8	3	0	0	5	2	3	4	0.5
2016-17	20	3	202	10.1	11	28	.393	0	3	.000	1	6	.167	18	31	49	2.5	33	0	9	24	12	3	23	1.2
TOTAL	28	3	236	8.4	13	33	.394	0	4	.000	1	8	.125	20	35	55	2.0	36	0	9	29	14	6	27	1.0

CAREER STATISTICS - ACC GAMES

Year	GP	GS	Min	Avg	FG	FGA	Pct	3FG	3FGA	Pct	FT	FTA	Pct	Off	Def	Tot	Avg	PF	FO	Ast	TO	Blk	Stl	Pts	Avg
2014-15	4	0	20	5.0	1	3	.333	0	1	.000	0	2	.000	0	4	4	1.0	1	0	0	0	1	1	2	0.5
2016-17	8	0	56	7.0	3	7	.429	0	0	.000	0	2	.000	5	6	11	1.4	13	0	2	7	7	0	6	0.8
TOTAL	12	0	76	6.3	4	10	.400	0	1	.000	0	4	.000	5	10	15	1.3	14	0	2	7	8	1	8	0.7

*red-shirted in 2015-16 season

PLAYERS & STAFF

STUDENT-ATHLETE PROFILES

TADRIC JACKSON

1
Guard • 6-2 • 203 • Senior • Tifton, Ga. • Tift County HS

Career Notes

Top guard in the state of Georgia who has missed only two games in three seasons at Tech and started 12 ... Developed into a top reserve capable of high-scoring games with the ability to carry the team for stretches ... Left-handed guard with the ability to score in a variety of ways, explode to the basket, create for others, and defend with intensity ... Has made the ACC All-Academic team both of his years at Tech ... Came to Tech on the heels of winning a class 6A state championship with Tift County High School and being named all-class Player of the Year in the state.



high of 17 against Marquette (7-for-15) on Nov. 27 in the Orlando Classic ... Played a career-high 34 minutes against North Carolina on March 3, scoring nine points and grabbing a season-best seven rebounds (3 assists, 1 turnover) ... Averaged 15 minutes and 5.4 points for the season, mostly off the bench (15.3 mpg, 4.2 ppg in ACC games) ... Had three double-digit games against ACC teams, including 12 on Feb. 28 at Clemson ... Also scored 10 off the bench at Virginia Tech ... Had six double-digit games altogether this season ... Scored 12 each vs. Appalachian State and Dayton ... Scored 12 points total in Orlando Classic wins against Rider and Rhode Island, going 10-for-11 from the free throw line to help Tech salt away those wins.

High School

Under coach Eric Holland, earned all-state honors four straight years, helping Tift County to four regional championships and 101 wins ... Also made the MaxPreps 2013-14 All-America team ... A 4-star prospect ranked as high as 68th nationally in the class of 2014 (by ESPN.com) and rated the top guard in the state by national recruiting analyst Justin Young on Hoopseen.com ... Rated 14th nationally at his position ... Led Tift County to the class 6A state championship in 2014 with a 29-3 record and was named all-class Player of the Year in Georgia by the Atlanta Journal-Constitution ... Averaged 18.9 points and 4.0 rebounds per game as a senior, but became more of a complete player, averaging five fewer shots per game with big improvements in assists (3.6 per game) and on the defensive end ... Scored 15 points with five assists in the championship game in Macon, 35 with three assists the semi-final win, which was played at McCamish Pavilion ... Averaged 15.4 points a game as a junior, and helped Tift County to a 26-5 record and a state ranking of No. 3 ... Also played for the Georgia Stars AAU team.

Gave up football to concentrate on hoops early in his high school career, but was considered one of Georgia's top quarterback prospects following promising freshman and sophomore campaigns.

Personal

Full name is Tadic Dre'von Jackson ... First name pronounced "TODD-rick" ... Born October 26, 1994 in Fort Polk, La. ... Son of Natasha Jackson ... Comes from a family of six children ... Cousin of former Tech player Chris Bolden ... Majoring in business administration.

2016-17

One of the top sixth men in the ACC, averaging 12.1 points (third on the team) while hitting 44.6 percent from the floor and 32.5 from behind the three-point line (came into the season with career norms of 5.0 ppg, 32.2 pct. FG and 21.9 pct. on 3s) ... One of only four reserves in Tech history to average in double figures, had the highest average since Glen Rice, Jr. (13.0 ppg) in 2011-12 ... Named to the NIT all-tournament team after averaging 14.0 points in the tournament and scoring 31 total in the two games in New York (12-22 FG, 3-6 on 3s) ... Runner-up for the ACC's Sixth Man Award ... Established career highs for a season in every statistical category ... Surpassed 700 points for his career against Indiana ... Reached double figures in 23 games, including 11 ACC games ... Had 13 double-figure efforts in Tech's last 16 games, including 20-plus points four times - 20 (9-17 FG) at Notre Dame, 20 (8-15 FG) vs. Syracuse, a career-high 29 vs. Boston College and 25 vs. Notre Dame (Jan. 28) ... Hit 12 of 21 shots from the floor (both career highs) vs. BC ... 20 of his points came in the second half as Tech rallied from an eight-point deficit ... Second-most points by a reserve in the ACC this season ... Hit 11 of 19 from the floor in Tech's win over Notre Dame ... Grabbed the rebound off the Fighting Irish's last-shot miss and fed Josh Okogie for the game-winning basket ... Scored seven points in Tech's 15-2 run to take control of the game in the first half ... Scored 24 points in Tech's overtime win at VCU in December, 19 of those points came after halftime, including a three on the OT period.

2015-16

Averaged 4.7 ppg, sixth on the team, and hit 27.7 percent on threes ... Converted 46.2 percent from inside the arc ... Last 4 games of the season: 6.8 ppg, 10-for-14 from the floor, 4-for-7 beyond the arc ... Five double-figure games in 2015-16 ... Scored 11 points on 4-for-4 shooting against Virginia in the ACC Tournament ... Put two quality games back-to-back - season-high 15 points vs. Duke followed by 13 vs. Miami ... 11-for-22 from the floor combined ... 0-for-6 on threes vs. Duke, but went 2-for-4 vs. Miami ... cored 14 points at Georgia, 11 in the season opener against Cornell ... Hit three threes at Georgia, matching a career high set early his freshman year against Rhode Island ... Scored seven points against Villanova ... Hit a pair of threes and shot 4-for-6 from the floor for season-high 11 points, two assists and no turnovers against Cornell ... Had just 30 turnovers this season and 44 assists (13.8 minutes per game) ... Averaged 14.0 points, third-highest on the team, over three games on Tech's summer trip to the Bahamas, hitting 42.5 percent from the floor and 5-of-16 on threes ... High game was 21 in second game win over Providence Storm (8-13 FG, 2-6 on 3s).

2014-15

Made the ACC Academic Honor Roll ... Wing guard who struggled to put the ball in the basket from the outside but found other ways to score ... Started Tech's last six games, replacing Chris Bolden, playing 131 total minutes and averaging 9.8 points, Tech's second-leading scorer over that stretch ... Hit 22-for-69 from the floor (31.9 pct.) with 12 assists and four turnovers ... Scored 16 points (6-for-15 FG, two 3s) against Boston College in the ACC Tournament, one point shy of his season

CAREER HIGHS

Points: 29, Boston College -- 2/11/17
 Rebounds: 7, North Carolina -- 3/3/15
 Assists: 5, Clemson -- 2/16/15
 Steals: 3, at Virginia -- 01/21/17 ; Indiana -- 3/14/17
 Blocks: 2, Louisville -- 2/23/15
 FG made: 12, Boston College -- 2/11/17
 FG attempts: 21, Boston College -- 2/11/17 ; vs Pittsburgh -- 3/7/17
 3FG made: 4, Wofford -- 12/22/16
 3FG attempts: 8, vs Marquette -- 11/27/14 ; at Notre Dame -- 2/26/17
 FT made: 6, vs Rider -- 11/28/14
 FT attempts: 8, Southern -- 11/14/16 ; Sam Houston State -- 11/22/16
 Minutes: 35, vs. Pittsburgh -- 3/7/17

CAREER ACC HIGHS

Points: 29, Boston College -- 2/11/17
 Rebounds: 7, North Carolina -- 3/3/15
 Assists: 5, Clemson -- 2/16/15
 Steals: 3, at Virginia -- 01/21/17
 Blocks: 2, Louisville -- 2/23/15
 FG made: 12 [t-2nd], Boston College -- 2/11/17
 FG attempts: 21 [5th], Boston College -- 2/11/17
 3FG made: 3, Notre Dame -- 1/28/17
 3FG attempts: 8, at Notre Dame -- 2/26/17
 FT made: 4, at Clemson -- 2/1/17
 FT attempts: 7, at Clemson -- 2/28/15
 Minutes: 35, Pittsburgh -- 3/7/17

CAREER STATISTICS

Year	GP	GS	Min	Avg	FG	FGA	Pct	3FG	3FGA	Pct	FT	FTA	Pct	Off	Def	Tot	Avg	PF	FO	Ast	TO	Blk	Stl	Pts	Avg
2014-15	30	6	451	15.0	55	201	.274	16	90	.178	37	60	.617	16	35	51	1.7	36	1	28	17	4	4	163	5.4
2015-16	36	1	496	13.8	60	156	.385	18	65	.277	31	52	.596	8	34	42	1.2	48	0	44	30	3	16	169	4.7
2016-17	36	5	856	23.8	169	379	.446	40	123	.325	59	104	.567	13	67	80	2.2	69	1	65	60	7	24	437	12.1
TOTAL	102	12	1803	17.7	284	736	.386	74	278	.266	127	216	.588	37	136	173	1.7	153	2	137	107	14	44	769	7.5

CAREER STATISTICS - ACC GAMES

Year	GP	GS	Min	Avg	FG	FGA	Pct	3FG	3FGA	Pct	FT	FTA	Pct	Off	Def	Tot	Avg	PF	FO	Ast	TO	Blk	Stl	Pts	Avg
2014-15	17	5	260	15.3	26	104	.250	9	44	.205	10	24	.417	10	20	30	1.8	20	1	17	9	4	3	71	4.2
2015-16	18	1	240	13.3	27	68	.397	7	29	.241	14	23	.609	5	18	23	1.3	30	0	23	19	3	8	75	4.2
2016-17	18	2	446	24.8	83	194	.428	17	65	.262	24	43	.558	7	32	39	2.2	41	1	33	29	2	11	207	11.5
TOTAL	53	8	946	17.8	136	366	.372	33	138	.239	48	90	.533	22	70	92	1.7	91	2	73	57	9	22	353	6.7

PLAYERS & STAFF



PLAYERS & STAFF

GAME-BY-GAME STATISTICS

2014-15	Min	FG-A	3FG-A	FT-A	O-D-T	Avg	PF	A	TO	Blk	Stl	Pts	Avg
GEORGIA	10	0-5	0-3	4-4	0-0-0	0.0	2	0	0	0	0	4	4.0
ALABAMA A&M	21	3-11	0-6	2-2	0-4-4	2.0	0	0	1	0	0	8	6.0
IPFW	10	1-6	0-2	1-2	1-3-4	2.7	1	1	0	0	0	3	5.0
vs Marquette	17	7-15	3-8	0-1	3-0-3	2.8	3	1	1	0	0	17	8.0
vs Rider	13	1-3	0-2	6-6	0-0-0	2.2	0	0	1	0	1	8	8.0
vs Rhode Island	15	0-2	0-0	4-5	0-0-0	1.8	2	1	2	0	0	4	7.3
at Northwestern	5	0-3	0-0	0-0	0-0-0	1.6	1	0	1	0	0	0	6.3
USC UPSTATE	17	3-8	0-4	1-3	1-2-3	1.8	1	2	1	0	0	7	6.4
APPALACHIAN STATE	16	4-11	1-7	3-4	0-1-1	1.7	1	1	0	0	0	12	7.0
VANDERBILT	7	0-4	0-2	1-2	0-0-0	1.5	1	1	0	0	0	1	6.4
at Dayton	23	4-11	1-5	3-3	0-0-0	1.4	3	1	1	0	0	12	6.9
CHARLOTTE	8	0-3	0-2	0-0	0-1-1	1.3	0	2	0	0	0	0	6.3
at Notre Dame	8	0-4	0-2	0-0	0-0-0	1.2	1	2	0	0	0	0	5.8
SYRACUSE	9	1-5	0-3	0-0	0-1-1	1.2	0	0	0	0	0	2	5.6
at Wake Forest	4	1-1	0-0	1-1	0-0-0	1.1	0	1	0	0	0	3	5.4
NOTRE DAME	6	0-2	0-1	0-0	0-0-0	1.1	1	1	0	0	0	0	5.1
at Pittsburgh	15	0-4	0-1	2-2	1-2-3	1.2	0	1	1	0	0	2	4.9
at Virginia	19	2-7	0-3	0-2	1-1-2	1.2	1	0	2	0	0	4	4.8
BOSTON COLLEGE	2	0-2	0-0	0-0	0-0-0	1.2	0	0	0	0	0	0	4.6
NC STATE	5	0-2	0-2	0-0	0-0-0	1.1	1	1	0	0	0	0	4.4
at Duke	9	2-6	2-3	1-2	0-0-0	1.0	1	0	0	0	0	7	4.5
WAKE FOREST	13	0-3	0-2	0-0	0-3-3	1.1	3	0	1	0	0	0	4.3
at Virginia Tech	18	4-9	2-4	0-0	1-2-3	1.2	2	0	1	0	0	10	4.5
FLORIDA STATE	10	0-5	0-2	0-0	0-0-0	1.2	1	0	0	0	0	0	4.3
CLEMSON*	29	2-8	0-1	0-2	2-0-2	1.2	1	5	1	1	1	4	4.3
at North Carolina*	22	3-8	1-3	2-6	2-2-4	1.3	1	1	0	1	0	9	4.5
LOUISVILLE*	27	4-11	1-3	0-0	0-2-2	1.3	0	1	0	2	1	9	4.7
at Clemson*	30	4-12	2-7	2-7	1-2-3	1.4	5	1	2	0	1	12	4.9
NORTH CAROLINA*	34	3-15	1-7	2-2	2-5-7	1.6	2	3	1	0	0	9	5.1
vs Boston College*	29	6-15	2-5	2-4	1-4-5	1.7	1	1	0	0	0	16	5.4
2015-16	Min	FG-A	3FG-A	FT-A	O-D-T	Avg	PF	A	TO	Blk	Stl	Pts	Avg
CORNELL	12	4-6	2-3	1-5	0-1-1	1.0	3	2	0	0	0	11	11.0
TENNESSEE	15	2-9	0-3	0-0	0-2-2	1.5	0	1	1	0	0	4	7.5
GREEN BAY	15	2-8	1-4	1-2	0-0-0	1.0	2	1	2	0	0	6	7.0
EAST TENNESSEE STATE	12	1-1	1-1	2-3	0-0-0	0.8	1	1	1	0	0	5	6.5
vs Arkansas	8	0-1	0-1	0-0	0-0-0	0.6	0	0	0	0	0	0	5.2
vs Villanova	18	3-10	0-4	1-2	1-0-1	0.7	1	0	1	0	0	7	5.5
WOFFORD	16	2-6	0-3	3-4	1-1-2	0.9	2	2	0	0	0	7	5.7
at Tulane	9	0-2	0-0	0-0	0-1-1	0.9	0	0	1	0	0	0	5.0
VCU	24	1-7	0-1	4-4	0-3-3	1.1	1	4	2	0	1	6	5.1
at Georgia	24	5-11	3-6	1-2	0-1-1	1.1	1	1	0	0	2	14	6.0
S.E. LOUISIANA	15	0-2	0-1	1-2	0-1-1	1.1	2	2	0	0	1	1	5.5
COLGATE	15	1-6	0-2	0-2	0-0-0	1.0	0	2	0	0	0	2	5.3
DUQUESNE	7	2-3	0-0	0-0	0-2-2	1.1	1	1	0	0	0	4	5.2
at North Carolina	7	0-2	0-1	0-0	0-0-0	1.0	1	1	0	0	0	0	4.8
at Pittsburgh	14	2-5	1-4	2-2	1-1-2	1.1	3	2	0	1	1	7	4.9
VIRGINIA	11	0-0	0-0	0-0	0-3-3	1.2	1	0	1	0	0	0	4.6
at Notre Dame	12	2-5	1-2	2-2	1-0-1	1.2	1	0	0	0	0	7	4.8
VIRGINIA TECH	14	3-5	1-2	0-0	0-2-2	1.2	1	1	2	0	0	7	4.9
LOUISVILLE	12	2-3	1-1	1-1	0-2-2	1.3	3	0	1	0	1	6	4.9
at NC State	13	0-5	0-1	2-2	0-1-1	1.3	0	2	0	0	1	2	4.8

at Syracuse	19	0-2	0-2	1-2	0-1-1	1.2	3	3	1	0	0	1	4.6
DUKE	22	6-13	0-6	3-5	0-0-0	1.2	0	0	1	0	0	15	5.1
MIAMI	22	5-9	2-4	1-4	1-1-2	1.2	3	2	1	0	0	13	5.4
WAKE FOREST*	8	1-2	0-0	0-0	0-2-2	1.3	2	1	1	0	0	2	5.3
at Clemson	12	2-4	0-2	0-0	0-0-0	1.2	3	1	1	1	2	4	5.2
at Florida State	9	0-4	0-1	0-0	0-1-1	1.2	0	4	1	0	0	0	5.0
NOTRE DAME	14	1-3	0-0	1-3	1-0-1	1.2	1	2	3	0	0	3	5.0
CLEMSON	17	1-4	1-3	0-0	0-2-2	1.2	2	1	1	1	1	3	4.9
at Boston College	10	0-0	0-0	1-2	0-1-1	1.2	2	2	1	0	0	1	4.8
at Louisville	10	1-1	0-0	0-0	0-1-1	1.2	4	0	1	0	0	2	4.7
PITTSBURGH	14	1-1	0-0	0-0	1-0-1	1.2	0	1	3	0	1	2	4.6
vs Clemson	11	0-2	0-1	0-0	0-1-1	1.2	1	0	0	0	2	0	4.4
vs Virginia	17	4-4	2-2	1-1	0-0-0	1.2	0	2	2	0	1	11	4.6
HOUSTON	12	2-4	2-3	0-0	0-2-2	1.2	1	2	1	0	0	6	4.7
at South Carolina	13	2-4	0-1	0-0	1-1-2	1.2	2	0	0	0	0	4	4.7
at San Diego State	13	2-2	0-0	2-2	0-0-0	1.2	0	0	0	0	1	6	4.7

2016-17	Min	FG-A	3FG-A	FT-A	O-D-T	Avg	PF	A	TO	Blk	Stl	Pts	Avg
TENNESSEE TECH	DNP												
SOUTHERN	21	8-11	1-1	3-8	1-4-5	5.0	1	1	1	1	0	20	20.0
OHIO	27	6-13	3-4	2-2	1-3-4	4.5	1	0	2	0	0	17	18.5
SAM HOUSTON STATE	19	5-5	2-2	3-8	0-0-0	3.0	2	2	1	1	0	15	17.3
TULANE	12	1-5	0-1	1-2	0-0-0	2.3	2	0	2	0	2	3	13.8
at Penn State	24	2-9	1-3	2-3	0-2-2	2.2	2	3	2	0	0	7	12.4
at Tennessee	10	1-4	0-0	0-0	0-1-1	2.0	2	0	3	0	0	2	10.7
at VCU	30	9-18	2-5	4-6	1-3-4	2.3	3	0	0	0	1	24	12.6
ALCORN STATE	20	6-13	1-5	1-1	1-2-3	2.4	0	0	0	1	2	14	12.8
GEORGIA	21	2-5	1-2	0-2	0-0-0	2.1	1	1	0	0	0	5	11.9
WOFFORD*	24	5-9	4-4	0-0	1-4-5	2.4	1	3	0	0	0	14	12.1
NORTH CAROLINA A&T*	17	4-7	1-4	3-7	1-3-4	2.5	1	3	3	1	1	12	12.1
NORTH CAROLINA*	11	1-3	0-0	1-2	0-1-1	2.4	4	2	1	0	1	3	11.3
at Duke*	19	4-9	1-5	2-6	1-2-3	2.5	1	1	0	0	0	11	11.3
LOUISVILLE	26	1-10	0-4	3-4	1-1-2	2.4	4	1	0	1	0	5	10.9
CLEMSON	23	3-5	2-4	2-2	0-4-4	2.5	3	1	3	0	0	10	10.8
at NC State	30	6-13	1-3	0-0	1-4-5	2.7	2	2	0	0	0	13	10.9
at Virginia Tech	24	4-8	0-1	1-2	0-2-2	2.6	2	3	1	0	1	9	10.8
at Virginia	22	1-5	0-2	1-2	1-2-3	2.7	0	2	2	0	3	3	10.4
FLORIDA STATE	22	1-4	0-2	2-4	1-5-6	2.8	0	1	1	0	0	4	10.1
NOTRE DAME	26	11-19	3-6	0-2	0-2-2	2.8	2	3	3	0	0	25	10.8
at Clemson	25	4-8	0-1	4-4	0-1-1	2.7	5	2	2	0	1	12	10.9
at Wake Forest	23	1-7	0-1	0-0	1-3-4	2.8	1	3	2	1	2	2	10.5
TUSCULUM	19	3-7	1-2	3-3	0-2-2	2.7	0	4	2	0	1	10	10.4
BOSTON COLLEGE	34	12-21	2-5	3-3	0-1-1	2.7	3	1	1	0	1	29	11.2
at Miami	24	4-8	1-4	0-0	0-0-0	2.6	2	2	2	0	1	9	11.1
SYRACUSE	25	8-15	2-4	2-4	0-3-3	2.6	2	2	4	0	1	20	11.5
NC STATE	32	7-19	2-6	1-2	0-0-0	2.5	1	1	0	0	0	17	11.7
at Notre Dame	28	9-17	2-8	0-0	1-0-1	2.4	3	1	2	0	0	20	12.0
PITTSBURGH	27	2-9	0-2	0-0	0-1-1	2.4	2	2	1	0	0	4	11.7
at Syracuse	25	4-14	1-7	2-6	0-0-0	2.3	4	3	4	0	0	11	11.7
vs. Pittsburgh*	35	8-21	0-5	1-3	0-3-3	2.3	3	1	1	0	1	17	11.8
INDIANA	25	7-13	2-6	3-4	0-2-2	2.3	3	3	2	1	3	19	12.1
BELMONT	30	4-13	1-4	3-4	0-3-3	2.3	0	3	2	0	0	12	12.1
at Mississippi	29	3-10	0-4	2-2	0-3-3	2.4	1	4	4	0	1	8	11.9
vs. CSU Bakersfield	22	4-8	1-3	3-4	0-0-0	2.3	2	3	0	0	0	12	11.9
vs. TCU	25	8-14	2-3	1-2	0-0-0	2.2	3	1	6	0	1	19	12.1


STUDENT-ATHLETE PROFILES

BEN LAMMERS

Center • 6-10 • 234 • Senior • San Antonio, Texas • Alamo Heights HS

Career Notes

Developed from a key reserve in the post for Georgia Tech as a sophomore to an All-ACC performer with the ability to impact the game at both ends of the floor ... Tabbed to the pre-season All-ACC team for 2017-18 by Blue Ribbon Basketball Yearbook ... Rated the No. 4 most valuable player in Division I basketball according to Value Add Basketball ... Skilled post player who is continually improving, became more aggressive on both ends of the floor ... Anchors Tech's offense with his passing and scoring ability and the Jackets' defense with his ability to protect the rim ... His 176 career blocks rank fifth in Tech history ... True center who can rebound in and out of his area, runs the court well, and has improved his ability to step out and make shots ... Plays big and knows how to use his body to seal defenders in the lane where he can catch and finish around the rim at a high percentage.



prg in 14.8 minutes per game while hitting 65.5 percent of his field goal tries overall ... Leads the team in blocked shots (47), including a career-high four against Virginia Tech and Clemson, three vs. Miami, three at Boston College ... Set career highs in points twice this season, first with eight points and nine rebounds in a career-high 19 minutes against Green Bay ... Scored 10 points with eight boards against Arkansas ... Had his best ACC game of the season at Syracuse, matching his career high with 10 points while grabbing seven rebounds in 22 minutes (tied career high) ... Scored six points with six rebounds and four blocks in just 17 minutes against Virginia Tech ... Six points and six rebounds at Florida State ... Six points (3-3 FG) and three boards vs. Notre Dame ... Went 1-5 FG, 3-4 FT, with 1 assist, 1 block, 1 steal in 21 minutes at North Carolina ... Played one of his best games this season against Duquesne, with five points, six rebounds and a career-high three blocks in 15 minutes ... Added 20 pounds of muscle and played more aggressively in Tech's August trip to the Bahamas ... Averaged 7.3 points and a team-high 8.3 rebounds in three games, hitting 58.3 percent from the floor and 8-of-10 from the free throw line ... Had nine points and 14 rebounds in the opening win over the Atlantis All-Stars, 10 points and seven boards against Providence Storm.

2014-15

Earned some playing time in relief of Tech's primary three big men ... Averaged 5.9 minutes off the bench in 19 games (5.7 mpg in 12 ACC games), scoring a total of 22 points ... Had 28 total rebounds (1.5 per game) ... Played double-digit minutes in both games against North Carolina ... Career-high 16 minutes in Chapel Hill, scoring career-high six points and matching his best with four rebounds ... Also had an assist, a block and a steal ... Had one field goal and one rebound in 13 minutes in March 3 game ... Scored a basket and matched his high with four rebounds at Duke in 13 minutes ... Played 12 minutes against Appalachian State (1-2 FG, 2 rebs) and 13 against Alabama A&M, his highs during the non-conference season ... Grabbed a season-best four rebounds in seven minutes against Rhode Island.

High School

Three-star prospect who rated the 10th-best overall prospect in the state of Texas according to TexasHoops.com, and the 19th-best center in the nation ... An all-state choice his last three years at Alamo Heights High School for coach Andrew Brewer, and was named the defensive MVP in his school's district all three years ... Averaged 16.3 points and 10.0 rebounds in 26 games as a senior before suffering a knee injury (the Mules went on to post a 28-5 record and reached the state playoffs) ... Averaged 14.6 points, 10.6 rebounds and 4.6 blocks per game as a junior, helping Alamo Heights advance to the class AAAA regional finals and a 32-4 final record ... In 104 career varsity games, averaged 14.6 points, 9.5 rebounds and 5.0 blocks per game while hitting 71 percent of his shots from the floor ... Holds school records for blocks and rebounds in a season and blocks in a career ... Also played AAU ball for the South Texas Spurs, which sent three players to Division I schools ... Played one year of football as a tight end/defensive end ... National Honor Society member and honor roll student.

Personal

Full name is Benjamin William Lammers ... Born November 12, 1995 in Houston, Texas ... Son of Chris and Linda Lammers ... Has an older brother and an older sister ... Father played football at Texas A&M (1982-84) ... Brother Nick played soccer at Colorado College (2009-13), and sister Allie is on academic scholarship to Texas A&M ... Enjoys studying World Wars I and II, fishing and video games ... Involved in the Young Men's Service League for four years in high school ... Pursuing a degree in mechanical engineering.

2016-17

Named second-team All-ACC and the conference Defensive Player of the Year ... Also named to USBWA All-District IV team ... One of the most improved players in the ACC, with the ability to impact the game at both ends of the floor ... Skilled post player who is continually improving, and became more aggressive on both ends of the floor ... Averaged 14.2 points and 9.2 rebounds per game (4th in the ACC) while hitting 51.6 percent from the floor (5th in the ACC) ... His net increase in scoring (+10.6) over last season was the third-best in the ACC this season ... Averaged team-high 11.2 shots attempted per game (averaged less than three as a sophomore) ... **In ACC games:** averaged 14.5 points and 8.8 rebounds while hitting 46.7 percent from the floor and 76.2 percent from the foul line ... **In NIT games:** averaged 13.6 points and 8.6 rebounds with double-doubles against Indiana, Belmont and CSU Bakersfield ... Connected on 53.2 percent from the floor with 12 assists, 21 blocks and 12 steals ... Had five 20-plus performances against ACC teams - 24 vs. Louisville, 23 vs. Clemson (1/12), 25 at Clemson (2/1), 23 vs. Syracuse (2/19), 20 vs. Pittsburgh (2/28) ... Led the ACC and ranked No. 3 in the nation in blocked shots (3.38 per game) ... Blocked eight at Virginia Tech and seven against Syracuse, matching the top two totals ever vs. an ACC team for a Tech player ... Blocked eight against Ole Miss in the NIT quarterfinals ... His 125 blocks were the second-most by any Tech player in a single season (Alvin Jones holds the Tech record with 141 in 1997-98) ... Had 16 double-doubles (3rd most in ACC), one shy of the Tech record for the ACC era (Malcom Mackey had 17 in 1991-92) ... Had one in six of Tech's eight ACC wins ... Averaged a team-high 35.4 minutes per game (4th in the ACC), 36.6 minutes per game vs. the ACC and 36.4 in the NIT ... One of just six centers in Division I basketball to play at least 25 minutes per game, average better than two assists per game and with an assist rate of at least 12 percent (one of only two in a Power 5 conference) ... Played 40 minutes five times, and 42 in the OT game at VCU ... Came up one block short of a triple-double against Southern early in the season, scoring 13 points with a career-high 15 rebounds and nine blocks ... The nine blocks were the second-most in a single game in Tech history.

2015-16

Quietly improved game-by-game as a sophomore ... Averaged 15.5 minutes in ACC games, making his presence felt as a shot-blocker (27 in 18 games) as a scorer (23-for-40 from the floor) and facilitator (8 assists, 7 turnovers), while averaging 3.1 points and 4.3 rebounds ... Scored nine points (4-4 FG) with five rebounds and two blocks against Houston in the NIT opener ... Added six rebounds at South Carolina ... Tied a career high by blocking four shots against Clemson, including a three-point try by Donte Grantham with 32 seconds left in the game as Tech clung to a one-point lead ... Blocked two others by grabbing the ball out of the air for a rebound ... Also had seven rebounds and hit both of his field goal attempts in 21 minutes ... Averaged 3.6 ppg and 4.0

CAREER STATISTICS

Year	GP	GS	Min	Avg	FG	FGA	Pct	3FG	3FGA	Pct	FT	FTA	Pct	Off	Def	Tot	Avg	PF	FO	Ast	TO	Blk	Stl	Pts	Avg
2014-15	19	0	113	5.9	9	21	.429	0	0	.000	4	9	.444	9	19	28	1.5	7	0	1	3	4	3	22	1.2
2015-16	36	0	533	14.8	57	87	.655	0	0	.000	17	34	.500	47	98	145	4.0	63	1	17	17	47	13	131	3.6
2016-17	37	37	1309	35.4	214	415	.516	1	2	.500	98	133	.737	111	231	342	9.2	85	1	78	64	125	43	527	14.2
TOTAL	92	37	1955	21.3	280	523	.535	1	2	.500	119	176	.676	167	348	515	5.6	155	2	96	84	176	59	680	7.4

CAREER STATISTICS - ACC GAMES

Year	GP	GS	Min	Avg	FG	FGA	Pct	3FG	3FGA	Pct	FT	FTA	Pct	Off	Def	Tot	Avg	PF	FO	Ast	TO	Blk	Stl	Pts	Avg
2014-15	12	0	68	5.7	6	14	.429	0	0	.000	1	3	.333	6	11	17	1.4	4	0	1	1	2	2	13	1.1
2015-16	18	0	279	15.5	23	40	.575	0	0	.000	9	19	.474	28	50	78	4.3	38	1	8	7	27	8	55	3.1
2016-17	18	18	658	36.6	106	227	.467	1	2	.500	48	63	.762	43	115	158	8.8	41	0	38	34	54	20	261	14.5
TOTAL	48	18	1005	20.9	135	281	.480	1	2	.500	58	85	.682	77	176	253	5.3	83	1	47	42	83	30	329	6.9



PLAYERS & STAFF

CAREER HIGHS

Points: 25, at Clemson -- 2/1/17
 Rebounds: 17, Boston College -- 2/11/17
 Assists: 6, Wofford -- 12/22/16
 Steals: 4, Belmont -- 3/19/17 ; at Ole Miss -- 3/21/17
 Blocks: 9, Southern -- 11/14/16
 FG made: 12, at Clemson -- 2/1/17
 FG attempts: 19, Ohio -- 11/18/16
 3FG made: 1, at Miami -- 2/15/17
 3FG attempts: 1, at Clemson -- 2/1/17 ; at Miami -- 2/15/17
 FT made: 7, Clemson -- 1/12/17 ; Sam Houston State -- 11/22/16
 FT attempts: 9, Sam Houston State -- 11/22/16
 Minutes: 42 (ot), at VCU -- 12/7/16 ; 40 (regulation), Notre Dame -- 1/28/17 ; at Miami -- 2/15/17 ; Syracuse -- 2/19/17 ; vs. Pittsburgh -- 3/7/17 ; at Mississippi -- 3/21/17

CAREER ACC HIGHS

Points: 25, at Clemson -- 2/1/17
 Rebounds: 17, Boston College -- 2/11/17
 Assists: 4, Florida State -- 1/25/17 ; North Carolina -- 12/31/16 ; Boston College -- 2/11/17
 Steals: 3, Syracuse -- 2/19/17
 Blocks: 8, at Virginia Tech -- 01/18/17
 FG made: 12, at Clemson -- 2/1/17
 FG attempts: 18, Florida State -- 1/25/17 ; at Clemson -- 2/1/17 ; Syracuse -- 2/19/17
 3FG made: 1, at Miami -- 2/15/17
 3FG attempts: 1, at Clemson -- 2/1/17 ; at Miami -- 2/15/17
 FT made: 7, Clemson -- 1/12/17
 FT attempts: 8, NC State -- 2/21/17
 Minutes: 40, Notre Dame -- 1/28/17 ; at Miami -- 2/15/17 ; Syracuse -- 2/19/17 ; vs. Pittsburgh -- 3/7/17

GAME-BY-GAME STATISTICS

2014-15	Min	FG-A	3FG-A	FT-A	O-D-T	Avg	PF	A	TO	Blk	Stl	Pts	Avg
GEORGIA	5	1-1	0-0	0-0	0-1-1	1.0	0	0	1	0	0	2	2.0
ALABAMA A&M	13	0-2	0-0	1-2	1-1-2	1.5	1	0	1	0	0	1	1.5
IPFW	3	1-1	0-0	0-0	0-0-0	1.0	1	0	0	0	0	2	1.7
vs Rhode Island	7	0-0	0-0	1-2	1-3-4	1.8	0	0	0	2	0	1	1.5
at Northwestern	2	0-1	0-0	0-0	0-1-1	1.6	0	0	0	0	0	0	1.2
APPALACHIAN STATE	12	1-2	0-0	1-2	0-2-2	1.7	1	0	0	0	1	3	1.5
VANDERBILT	3	0-0	0-0	0-0	1-0-1	1.6	0	0	0	0	0	0	1.3
at Notre Dame	4	0-1	0-0	0-0	0-0-0	1.4	0	0	0	0	0	0	1.1
SYRACUSE	7	0-0	0-0	0-0	0-2-2	1.4	1	0	0	0	0	0	1.0
at Virginia	7	1-1	0-0	0-0	0-1-1	1.4	0	0	0	0	0	2	1.1
BOSTON COLLEGE	2	0-0	0-0	0-0	0-1-1	1.4	0	0	0	0	0	0	1.0
at Miami	1	0-0	0-0	0-0	0-1-1	1.3	0	0	0	0	0	0	0.9
at Duke	6	1-2	0-0	0-0	1-3-4	1.5	1	0	0	0	0	2	1.0
WAKE FOREST	3	0-0	0-0	0-0	1-0-1	1.5	0	0	1	0	0	0	0.9
CLEMSON	3	0-0	0-0	0-2	1-0-1	1.5	0	0	0	0	0	0	0.9
at North Carolina	16	3-5	0-0	0-0	2-2-4	1.6	2	1	0	1	1	6	1.2
LOUISVILLE	3	0-0	0-0	0-0	0-1-1	1.6	0	0	0	0	0	0	1.1
at Clemson	3	0-0	0-0	0-0	0-0-0	1.5	0	0	0	0	0	0	1.1
NORTH CAROLINA	13	1-5	0-0	1-1	1-0-1	1.5	0	0	0	1	1	3	1.2
2015-16	Min	FG-A	3FG-A	FT-A	O-D-T	Avg	PF	A	TO	Blk	Stl	Pts	Avg
CORNELL	17	3-3	0-0	0-0	2-0-2	2.0	2	2	0	0	0	6	6.0
TENNESSEE	6	1-1	0-0	0-0	1-1-2	2.0	1	0	0	2	0	2	4.0
GREEN BAY	19	4-7	0-0	0-1	1-8-9	4.3	1	1	0	2	0	8	5.3
EAST TENNESSEE STATE	12	2-2	0-0	0-0	0-3-3	4.0	3	0	2	1	0	4	5.0
vs Arkansas	22	5-6	0-0	0-1	4-4-8	4.8	2	1	2	0	1	10	6.0
vs Villanova	13	0-1	0-0	0-0	1-1-2	4.3	2	0	0	1	1	0	5.0
WOFFORD	17	2-3	0-0	1-2	0-2-2	4.6	1	2	1	1	0	5	5.0
at Tulane	7	1-2	0-0	0-1	1-0-1	3.6	1	0	0	0	0	2	4.6
VCU	7	0-1	0-0	0-0	1-1-2	3.4	1	0	1	1	0	0	4.1

at Georgia	20	2-3	0-0	0-0	1-4-5	3.6	2	0	1	1	2	4	4.1
S.E. LOUISIANA	14	1-1	0-0	2-2	1-3-4	3.6	0	1	0	1	0	4	4.1
COLGATE	14	2-3	0-0	0-0	0-3-3	3.6	3	0	0	1	1	4	4.1
DUQUESNE	15	1-1	0-0	3-4	0-6-6	3.8	0	1	0	3	0	5	4.2
at North Carolina	21	1-5	0-0	3-4	3-3-6	3.9	3	1	1	1	1	5	4.2
at Pittsburgh	14	1-2	0-0	0-0	1-2-3	3.9	0	2	0	2	0	2	4.1
VIRGINIA	12	1-1	0-0	0-0	2-1-3	3.8	0	0	0	0	0	2	3.9
at Notre Dame	18	1-2	0-0	0-1	4-3-7	4.0	2	0	0	3	0	2	3.9
VIRGINIA TECH	17	2-2	0-0	2-2	2-4-6	4.1	3	0	0	4	0	6	3.8
LOUISVILLE	17	0-1	0-0	0-0	0-4-4	4.1	2	0	0	2	0	0	3.7
at NC State	10	0-0	0-0	1-2	2-2-4	4.1	2	0	0	0	0	1	3.6
at Syracuse	22	4-8	0-0	2-2	3-4-7	4.2	3	1	0	0	2	10	3.9
DUKE	13	1-2	0-0	0-0	2-1-3	4.2	4	0	0	0	0	2	3.8
MIAMI	17	1-1	0-0	0-1	3-3-6	4.3	0	0	1	3	0	2	3.7
WAKE FOREST	14	2-3	0-0	0-0	0-2-2	4.2	3	1	3	2	1	4	3.8
at Clemson	6	0-0	0-0	0-0	0-1-1	4.0	2	0	0	0	0	0	3.6
at Florida State	20	3-3	0-0	0-1	2-4-6	4.1	5	1	0	1	0	6	3.7
NOTRE DAME	12	3-3	0-0	0-0	2-1-3	4.1	2	1	0	1	0	6	3.8
CLEMSON	21	2-2	0-0	0-0	1-6-7	4.2	2	0	0	4	1	4	3.8
at Boston College	17	0-1	0-0	1-3	0-3-3	4.1	4	1	1	3	0	1	3.7
at Louisville	16	0-2	0-0	0-2	0-3-3	4.1	0	0	0	1	2	0	3.6
PITTSBURGH	12	1-2	0-0	0-1	1-3-4	4.1	1	0	1	0	1	2	3.5
vs Clemson	11	1-1	0-0	0-0	1-2-3	4.1	2	0	0	1	0	2	3.5
vs Virginia	12	3-4	0-0	0-0	1-2-3	4.0	1	0	1	2	0	6	3.5
HOUSTON	22	4-4	0-0	1-2	0-5-5	4.1	1	1	0	2	0	9	3.7
at South Carolina	17	1-2	0-0	0-0	3-3-6	4.1	2	0	1	0	0	2	3.7
at San Diego State	9	1-2	0-0	1-2	1-0-1	4.0	0	0	1	1	0	3	3.6

2016-17	Min	FG-A	3FG-A	FT-A	O-D-T	Avg	PF	A	TO	Blk	Stl	Pts	Avg
TENNESSEE TECH*	33	7-9	0-0	1-1	2-6-8	8.0	2	1	1	5	0	15	15.0
SOUTHERN*	33	6-9	0-0	1-2	5-10-15	11.5	3	1	2	9	1	13	14.0
OHIO*	38	9-19	0-0	4-4	6-5-11	11.3	2	0	3	4	0	22	16.7
SAM HOUSTON STATE*	37	6-8	0-0	7-9	2-6-8	10.5	2	2	1	6	0	19	17.3
TULANE*	33	8-11	0-0	3-5	5-7-12	10.8	1	2	1	4	0	19	17.6
at Penn State*	35	6-12	0-0	0-0	3-7-10	10.7	5	2	3	4	2	12	16.7
at Tennessee*	32	3-7	0-0	4-4	9-5-14	11.1	2	2	1	1	1	10	15.7
at VCU*	42	7-13	0-0	2-5	4-4-8	10.8	3	2	1	4	2	16	15.8
ALCORN STATE*	20	5-7	0-0	2-2	6-7-13	11.0	1	1	3	1	1	12	15.3
GEORGIA*	36	4-10	0-0	2-2	4-4-8	10.7	2	3	2	3	0	10	14.8
WOFFORD*	37	9-12	0-0	1-2	2-5-7	10.4	2	6	4	2	1	19	15.2
NORTH CAROLINA A&T*	31	5-7	0-0	2-3	1-5-6	10.0	4	1	1	2	1	12	14.9
NORTH CAROLINA*	38	4-11	0-0	3-4	3-8-11	10.1	1	4	0	2	2	11	14.6
at Duke*	29	3-9	0-0	3-4	4-4-8	9.9	4	3	2	0	1	9	14.2
LOUISVILLE*	39	9-14	0-0	6-6	0-9-9	9.9	4	0	2	3	0	24	14.9
CLEMSON*	36	8-17	0-0	7-7	3-7-10	9.9	3	1	2	1	1	23	15.4
at NC State*	36	3-11	0-0	4-4	2-9-11	9.9	1	2	1	5	2	10	15.1
at Virginia Tech*	38	6-11	0-0	0-0	0-6-6	9.7	4	2	1	8	0	12	14.9
at Virginia*	38	3-12	0-0	1-2	0-7-7	9.6	2	2	1	0	1	7	14.5
FLORIDA STATE*	32	8-18	0-0	2-3	3-8-11	9.7	4	4	1	3	0	18	14.7
NOTRE DAME*	40	7-14	0-0	1-2	4-6-10	9.7	1	3	5	3	1	15	14.7
at Clemson*	37	12-18	0-1	1-1	3-6-9	9.6	3	1	2	1	0	25	15.1
at Wake Forest*	26	2-7	0-0	3-4	3-4-7	9.5	4	1	3	3	0	7	14.8
TUSCULUM*	22	5-8	0-0	3-4	1-5-6	9.4	1	3	0	4	1	13	14.7
BOSTON COLLEGE*	39	6-13	0-0	2-5	4-13-17	9.7	1	4	5	3	1	14	14.7
at Miami*	40	6-12	1-1	2-2	0-3-3	9.4	3	3	2	4	0	15	14.7
SYRACUSE*	40	11-18	0-0	1-2	4-3-7	9.3	3	2	1	7	3	23	15.0
NC STATE*	39	1-9	0-0	4-8	3-6-9	9.3	1	2	3	4	2	6	14.7
at Notre Dame*	39	4-11	0-0	4-5	1-9-10	9.3	0	1	2	4	2	12	14.6
PITTSBURGH*	35	8-13	0-0	4-4	2-2-4	9.2	2	0	0	1	2	20	14.8
at Syracuse*	37	5-9	0-0	0-0	4-5-9	9.2	0	3	1	2	2	10	14.6
vs. Pittsburgh*	40	3-9	0-0	0-0	6-9-15	9.3	2	2	1	1	1	6	14.3
INDIANA*	38	3-8	0-0	5-8	3-8-11	9.4	3	3	3	5	2	11	14.2
BELMONT*	36	6-9	0-0	2-7	3-7-10	9.4	2	2	1	0	4	14	14.2
at Mississippi*	40	9-11	0-0	2-2	2-2-4	9.3	1	4	1	8	4	20	14.4
vs. CSU Bakersfield*	36	6-8	0-0	3-4	2-9-11	9.3	3	1	0	5	2	15	14.4
vs. TCU*	32	1-11	0-0	6-6	2-5-7	9.2	3	2	1	3	0	8	14.2

STUDENT-ATHLETE PROFILES

JUSTIN MOORE

Guard • 6-4 • 162 • Sophomore • San Diego, Calif. • Mission Bay HS

Career notes

Long, slender point guard prospect who signed with Georgia Tech in June of 2016, after being released from his letter-of-intent to attend Tulane ... Enrolled for the summer term ... First Tech player from the state of California since D'Andre Bell (2006-10) ... Has good quickness and motor, keeps the ball moving.



2016-17

Averaged 4.4 points, 2.4 assists as a freshman, playing in 34 of Tech's 37 games ... Started 18 of Tech's first 19 games, came off the bench after that ... Averaged 16.8 minutes in ACC games, 18.8 in all games ... Missed Wake Forest and Tusculum games with an abdominal injury ... Returned to play 28 minutes against Boston College (five points, six assists, career-high eight rebounds) ... Hit only his second three of the season, but it put Tech in the lead for good at the 12:28 mark of the second half ... Went 3-for-3, including another trey, in nine minutes at Miami ... Not a prolific scorer, hitting 43.1 percent of his shots from the floor ... Struggled from the free throw line (52.9 pct.) ... Scored 10 points (5-6 FG) with three assists and three steals with no turnovers at Virginia ... Enjoyed a good ACC debut with nine points (3-4 FT), six rebounds, four assists in 28 minutes in Tech's upset of No. 9 North Carolina ... Followed that with 11 points at Duke ... Notched his only other double-figure game against Wofford with 12 points (5-11 FG) ... Had eight assists with no turnovers against Ohio in 28 minutes ... Played season-high 38 minutes against Sam Houston State (9 points, 4-8 FG, 6 assists, 2 steals).

High School

Three-star prospect according to ESPN, Rivals and Scout who made the Washington, D.C., All-Metro team in both 2015 and 2016 ... Attended the National Christian Academy where he played for coach Trevor Brown and was a teammate of current Tech red-shirt freshman forward Sylvester Ogbonda ... Became the program's all-time leading scorer ... CBS-affiliate 247sports.com listed Matthews among the nation's top 150 players while Scout.com ranked him 30th among the country's small forwards and the best in Maryland ... As a senior, Matthews helped National Christian Academy to a 30-2 record and the Capital Beltway League championship, and he was named tournament MVP after scoring 15 points in the championship game ... NCAA went 20-6 and reached the finals his junior year, averaging 22.4 points per game ... Played AAU ball for Team Takeover.

Personal

Full name is Christian Evan Matthews ... Born August 6, 1998 in Washington, D.C. ... Son of Cedric and Celeste Matthews ... His father played basketball at the University of the District of Columbia ... Studying business administration at Tech.

CAREER HIGHS

Points: 12, Wofford -- 12/22/16
Rebounds: 8, Boston College -- 2/11/17
Assists: 8, Ohio -- 11/18/16
Steals: 3, at Virginia -- 01/21/17
Blocks: 1, 4 times
FG made: 5, at Virginia -- 01/21/17 ; at Duke -- 1/4/17 ; Wofford -- 12/22/16
FG attempts: 12, at Duke -- 1/4/17
3FG made: 1, North Carolina A&T -- 12/28/16 ; Boston College -- 2/11/17 ; at Miami -- 2/15/17
3FG attempts: 2, North Carolina A&T -- 12/28/16 ; Boston College -- 2/11/17
FT made: 5, Belmont -- 3/19/17
FT attempts: 8, Ohio -- 11/18/16
Minutes: 38, Sam Houston State -- 11/22/16

CAREER ACC HIGHS

Points: 11, at Duke -- 1/4/17
Rebounds: 8, Boston College -- 2/11/17
Assists: 6, Boston College -- 2/11/17
Steals: 3, at Virginia -- 01/21/17
Blocks: 1, Clemson -- 1/12/17 ; Louisville -- 1/7/17 ; Boston College -- 2/11/17
FG made: 5, at Virginia -- 01/21/17 ; at Duke -- 1/4/17
FG attempts: 12, at Duke -- 1/4/17
3FG made: 1, Boston College -- 2/11/17 ; at Miami -- 2/15/17
3FG attempts: 2, Boston College -- 2/11/17
FT made: 3, North Carolina -- 12/31/16
FT attempts: 4, Florida State -- 1/25/17 ; North Carolina -- 12/31/16
Minutes: 29, Clemson -- 1/12/17

GAME-BY-GAME STATISTICS

2016-17	Min	FG-A	3FG-A	FT-A	O-D-T	Avg	PF	A	TO	Blk	Stl	Pts	Avg
TENNESSEE TECH*	32	3-7	0-1	0-0	0-1-1	1.0	1	4	1	0	1	6	6.0
SOUTHERN*	10	1-3	0-1	0-0	1-0-1	1.0	4	2	2	0	0	2	4.0
OHIO*	28	2-6	0-0	3-8	0-2-2	1.3	3	8	0	0	0	7	5.0
SAM HOUSTON STATE*	38	4-8	0-0	1-4	1-1-2	1.5	3	6	5	0	2	9	6.0
TULANE*	29	2-5	0-0	1-2	2-2-4	2.0	4	5	3	0	0	5	5.8
at Penn State*	30	3-5	0-0	0-0	1-0-1	1.8	1	4	4	1	0	6	5.8
at Tennessee.....DNP													
at VCU*	18	2-4	0-0	0-2	0-2-2	1.9	1	1	6	0	0	4	5.6
ALCORN STATE*	28	1-5	0-0	3-4	2-2-4	2.1	3	7	2	0	1	5	5.5
GEORGIA*	22	3-6	0-0	0-0	0-1-1	2.0	0	2	3	0	0	6	5.6
WOFFORD*	23	5-11	0-1	2-3	0-2-2	2.0	2	0	1	0	0	12	6.2
NORTH CAROLINA A&T*	29	2-7	1-2	0-1	1-2-3	2.1	1	4	1	0	1	5	6.1
NORTH CAROLINA*	28	3-7	0-0	3-4	2-4-6	2.4	3	4	3	0	1	9	6.3
at Duke*	28	5-12	0-1	1-2	2-1-3	2.5	2	2	3	0	0	11	6.7
LOUISVILLE*	19	1-3	0-0	1-2	0-1-1	2.4	2	1	1	1	0	3	6.4
CLEMSON*	29	3-7	0-0	0-0	1-3-4	2.5	2	3	1	1	1	6	6.4
at NC State*	13	0-1	0-0	2-2	0-0-0	2.3	2	3	3	0	0	2	6.1
at Virginia Tech*	17	0-3	0-0	0-2	0-1-1	2.2	1	1	0	0	0	0	5.8
at Virginia*	28	5-6	0-0	0-0	0-0-0	2.1	3	3	0	0	3	10	6.0
FLORIDA STATE	10	0-0	0-0	1-4	0-1-1	2.1	3	2	4	0	1	1	5.7
NOTRE DAME	1	0-0	0-0	0-0	0-0-0	2.0	0	0	0	0	0	0	5.5
at Clemson	20	0-0	0-0	0-0	0-2-2	2.0	2	2	0	0	0	0	5.2
at Wake Forest.....DNP													
TUSCULUM.....DNP													
BOSTON COLLEGE	27	1-5	1-2	2-3	0-8-8	2.2	3	6	1	1	1	5	5.2
at Miami	9	3-3	1-1	0-0	0-2-2	2.2	5	2	2	0	1	7	5.3
SYRACUSE	6	0-0	0-0	0-0	0-0-0	2.1	1	0	0	0	0	0	5.0
NC STATE	9	1-1	0-0	0-0	0-2-2	2.1	0	1	0	0	0	2	4.9
at Notre Dame	12	0-0	0-0	0-0	0-1-1	2.1	2	0	0	0	1	0	4.7
PITTSBURGH	13	1-4	0-1	0-0	0-2-2	2.1	1	2	0	0	0	2	4.6
at Syracuse	17	2-4	0-0	0-0	0-0-0	2.0	1	2	1	0	0	4	4.6
vs. Pittsburgh	20	0-0	0-0	0-0	0-0-0	1.9	1	0	0	0	0	0	4.4
INDIANA	2	1-3	0-0	0-0	1-0-1	1.9	0	1	0	0	0	2	4.4
BELMONT	13	0-2	0-0	5-6	0-1-1	1.9	1	1	1	0	0	5	4.4
at Mississippi	8	2-3	0-0	0-0	0-1-1	1.8	0	0	2	0	1	4	4.4
vs. CSU Bakersfield	14	3-6	0-0	2-2	1-0-1	1.8	0	1	1	0	0	8	4.5
vs. TCU	8	0-0	0-0	0-0	0-0-0	1.8	0	1	0	0	0	0	4.4

CAREER STATISTICS

Year	GP	GS	MP	Avg	FG	FGA	Pct	3FG	3FGA	Pct	FT	FTA	Pct.	Off	Def	Tot	Avg	PF	FO	Ast	TO	Blk	Stl	Pts	Avg
2016-17	34	18	639	18.8	59	137	.431	3	10	.300	27	51	.529	15	45	60	1.8	58	1	81	51	4	15	148	4.4
TOTAL	34	18	639	18.8	59	137	.431	3	10	.300	27	51	.529	15	45	60	1.8	58	1	81	51	4	15	148	4.4

CAREER STATISTICS - ACC GAMES

Year	GP	GS	MP	Avg	FG	FGA	Pct	3FG	3FGA	Pct	FT	FTA	Pct.	Off	Def	Tot	Avg	PF	FO	Ast	TO	Blk	Stl	Pts	Avg
2016-17	17	7	286	16.8	25	56	.446	2	5	.400	10	19	.526	5	28	33	1.9	33	1	34	19	3	9	62	3.6
TOTAL	17	7	286	16.8	25	56	.446	2	5	.400	10	19	.526	5	28	33	1.9	33	1	34	19	3	9	62	3.6

STUDENT-ATHLETE PROFILES

SYLVESTER OGBONDA

24

Forward • 6-10 • 239 • Red-shirt Sophomore • Port Harcourt, Nigeria • National Christian Academy (Fort Washington, Md.)

Career notes

Physically gifted post player, long and mobile with excellent athletic ability ... Runs the floor well and is agile around the rim ... Good shot blocker who also blocks out well as a rebounder ... Sat out the 2015-16 season as a red-shirt ... Originally from Nigeria, attended the National Christian Academy in Fort Washington ... Rated a three-star prospect by ESPN, Rivals and Scout, and was ranked as high as 26th nationally at the center position ... DMVElite.com ranked Ogbonda No. 6 in the class of 2015 (all positions) in the Washington, D.C./Maryland/Virginia footprint ... Chose Tech over Boston College, Cincinnati and LaSalle.



2016-17

Played 5.2 minutes per game in 23 games off the bench in the post ... Played in eight ACC games ... Played 18 minutes in Tech's NIT games in an effort to give Ben Lammers some relief ... Had played 11 minutes over Tech's previous eight games (four DNPs) ... Played eight minutes in the NIT championship game, going 3-for-3 from the floor ... Saw significant action in games against Wake Forest and Tusculum behind Ben Lammers after Abdoulaye Gueye was sidelined with a fractured wrist ... Played total of 28 minutes, scored 13 points (5-9 FG, 3-4 FT), grabbed seven rebounds ... Set career bests of eight points and five boards vs. Tusculum ... Came off the bench to play career-high 14 minutes in relief of a foul-plagued Lammers at Wake Forest (5 pts, 2 reb, 1-2 FG, 3-4 FT) ... Had five points, four rebounds in nine minutes vs. Alcorn State, his previous highs ... Blocked three shots against North Carolina A&T.

2015-16

Sat out the season as a red-shirt after averaging 12.7 minutes in three games on Tech's August trip to the Bahamas ... Averaged 6.0 points and 5.3 rebounds while hitting 8-of-12 shots from the floor ... Went 6-for-7 and scored 13 points in game 2 vs. Providence Storm.

High School

Played for coach Trevor Brown and helped National Christian to a 20-6 record as a senior, averaging 13 points, 11 rebounds and two blocks per game ... Named third-team All-Metro in the Washington, D.C., area, and earned spots on the D.C. roster for both the Capital Classic and the Crab Classic following the season ... MVP of Nike Hoop Festival in 2014-15 ... Averaged 12 points and 10 rebounds per game in helping NCA to a 14-8 mark in 2013-14, and six points and six rebounds as NCA went 22-7 in 2012-13 ... First-team All-Capital Beltway Athletic Association in 2013-14, and was named the league's defensive player of the year ... Played AAU ball for the DC Warriors ... Valedictorian of his high school class.

Personal

Full name is Sylvester Chimela Ogbonda (pronounced "oh-BOND-uh") ... Born January 11, 1996 in Port Harcourt, Nigeria ... Son of Joel and Irene Ogbonda ... Third of four children -- Steve, 27, Stephanie, 23, Shelter, 17 ... Began playing basketball at age 14, came to the United State at age 15 ... Enjoys singing and playing video games ... Majoring in business administration.

CAREER HIGHS

Points: 8, Tusculum -- 2/7/17
Rebounds: 5, Tusculum -- 2/7/17
Assists: 2, Alcorn State -- 12/18/16
Steals: 1, Sam Houston State -- 11/22/16 ; at Tennessee -- 12/03/16 ; at Wake Forest -- 2/4/17
Blocks: 3, North Carolina A&T -- 12/28/16
FG made: 4, Tusculum -- 2/7/17
FG attempts: 7, Tusculum -- 2/7/17
FT made: 3, at Wake Forest -- 2/4/17
FT attempts: 4, at Wake Forest -- 2/4/17
Minutes: 14, at Wake Forest -- 2/4/17 ; Tusculum -- 2/7/17

CAREER ACC HIGHS

Points: 5, at Wake Forest -- 2/4/17
Rebounds: 4, at Duke -- 1/4/17
Steals: 1, at Wake Forest -- 2/4/17
Blocks: 1, at Wake Forest -- 2/4/17
FG made: 1, at Duke -- 1/4/17 ; Pittsburgh -- 2/28/17 ; at Wake Forest -- 2/4/17
FG attempts: 4, at Duke -- 1/4/17
FT made: 3, at Wake Forest -- 2/4/17
FT attempts: 4, at Wake Forest -- 2/4/17
Minutes: 14, at Wake Forest -- 2/4/17

GAME-BY-GAME STATISTICS

2016-17	Min	FG-A	3FG-A	FT-A	O-D-T	Avg	PF	A	TO	Blk	Stl	Pts	Avg
TENNESSEE TECH	7	0-1	0-0	0-0	0-3-3	3.0	1	0	1	0	0	0	0.0
SOUTHERN	7	1-2	0-0	0-0	0-1-1	2.0	1	0	1	0	0	2	1.0
OHIO	2	0-1	0-0	0-0	0-0-0	1.3	1	0	1	0	0	0	0.7
SAM HOUSTON STATE	3	0-0	0-0	0-0	0-0-0	1.0	0	0	0	0	1	0	0.5
TULANE	3	0-0	0-0	0-0	0-0-0	0.8	1	0	0	0	0	0	0.4
at Penn State	3	0-0	0-0	2-2	0-0-0	0.7	1	0	0	0	0	2	0.7
at Tennessee	8	0-0	0-0	1-2	0-0-0	0.6	2	0	1	0	1	1	0.7
at VCU	DNP												
ALCORN STATE	9	2-4	0-0	1-2	2-2-4	1.0	2	2	0	0	0	5	1.3
GEORGIA	DNP												
WOFFORD	2	0-0	0-0	0-0	0-1-1	1.0	0	0	0	1	0	0	1.1
NORTH CAROLINA A&T	5	0-1	0-0	0-0	0-0-0	0.9	1	0	0	3	0	0	1.0
NORTH CAROLINA	DNP												
at Duke	11	1-4	0-0	2-2	2-2-4	1.2	3	0	1	0	0	4	1.3
LOUISVILLE	DNP												
CLEMSON	DNP												
at NC State	DNP												
at Virginia Tech	DNP												
at Virginia	2	0-0	0-0	1-2	0-0-0	1.1	0	0	1	0	0	1	1.3
FLORIDA STATE	1	0-0	0-0	0-0	0-0-0	1.0	0	0	0	0	0	0	1.2
NOTRE DAME	DNP												
at Clemson	DNP												
at Wake Forest	14	1-2	0-0	3-4	1-1-2	1.1	5	0	0	1	1	5	1.4
TUSCULUM	14	4-7	0-0	0-0	0-5-5	1.3	1	1	2	0	0	8	1.9
BOSTON COLLEGE	1	0-0	0-0	0-0	0-0-0	1.3	1	0	0	0	0	0	1.8
at Miami	DNP												
SYRACUSE	DNP												
NC STATE	1	0-0	0-0	0-0	0-0-0	1.2	0	0	0	0	0	0	1.6
at Notre Dame	DNP												
PITTSBURGH	5	1-1	0-0	0-0	0-0-0	1.1	0	0	0	0	0	2	1.7
at Syracuse	4	0-0	0-0	0-0	0-0-0	1.1	1	0	0	0	0	0	1.6
vs. Pittsburgh	DNP												
INDIANA	2	0-0	0-0	0-0	0-0-0	1.0	1	0	0	0	0	0	1.5
BELMONT	4	0-0	0-0	0-0	1-1-2	1.0	0	1	0	0	0	0	1.4
at Mississippi	DNP												
vs. CSU Bakersfield	4	0-1	0-0	0-0	0-1-1	1.0	3	0	0	0	0	0	1.4
vs. TCU	8	3-3	0-0	0-2	1-0-1	1.0	3	0	1	1	0	6	1.6

PLAYERS & STAFF

CAREER STATISTICS

Year	GP	GS	MP	Avg	FG	FGA	Pct	3FG	3FGA	Pct	FT	FTA	Pct	Off	Def	Tot	Avg	PF	FO	Ast	TO	Blk	Stl	Pts	Avg
2016-17	23	0	120	5.2	13	27	.481	0	0	.000	10	16	.625	7	17	24	1.0	28	1	4	9	6	3	36	1.6
TOTAL	23	0	120	5.2	13	27	.481	0	0	.000	10	16	.625	7	17	24	1.0	28	1	4	9	6	3	36	1.6

CAREER STATISTICS - ACC GAMES

Year	GP	GS	MP	Avg	FG	FGA	Pct	3FG	3FGA	Pct	FT	FTA	Pct	Off	Def	Tot	Avg	PF	FO	Ast	TO	Blk	Stl	Pts	Avg
2016-17	8	0	39	4.9	3	7	.429	0	0	.000	6	8	.750	3	3	6	0.8	10	1	0	2	1	1	12	1.5
TOTAL	8	0	39	4.9	3	7	.429	0	0	.000	6	8	.750	3	3	6	0.8	10	1	0	2	1	1	12	1.5

STUDENT-ATHLETE PROFILES

JOSH OKOGIE

Guard • 6-4 • 213 • Sophomore • Snellville, Ga. • Shiloh HS

5

Career notes

Versatile perimeter player with the length, athletic ability and basketball IQ enable him to compete at all three perimeter positions ... Can impact the game at both ends of the court and is a multi-dimensional offensive threat, able to create scoring opportunities for himself and teammate ... Had a tremendous freshman season, one of the best in Tech history, amassing the third-highest point total (596) for a freshman in program history and the fifth highest scoring average (16.1 ppg) ... Named to the ACC All-Freshman team ... Earned an invitation to training camp for the 2017 USA Basketball U19 team and made the 12-man squad that competed in the FIBA U19 World Cup in Cairo, Egypt ... Averaged 13.4 minutes, 4.6 points and 4.6 rebounds in seven games at the World Cup ... Best game was a 17-point, 10-rebound performance in a pool play victory over Angola.



CAREER HIGHS

Points: 38, Tulane -- 11/26/16
Rebounds: 14, Florida State -- 1/25/17
Assists: 5, Florida State -- 1/25/17 ; Belmont -- 3/19/17
Steals: 3, 4 times
Blocks: 3, Ohio -- 11/18/16
FG made: 12, Tulane -- 11/26/16
FG attempts: 21, at Penn State -- 11/29/16
3FG made: 4, at Miami -- 2/15/17
3FG attempts: 5, at Miami -- 2/15/17
FT made: 14, Florida State -- 1/25/17
FT attempts: 18, Tulane -- 11/26/16
Minutes: 39, Boston College -- 2/11/17 ; at Mississippi -- 3/21/17

CAREER ACC HIGHS

Points: 35, Florida State -- 1/25/17
Rebounds: 14, Florida State -- 1/25/17
Assists: 5, Florida State -- 1/25/17
Steals: 3, at Clemson -- 2/1/17 ; at Notre Dame -- 2/26/17
Blocks: 2, 5 times
FG made: 11, NC State -- 2/21/17
FG attempts: 18, at NC State -- 01/15/17
3FG made: 4, at Miami -- 2/15/17
3FG attempts: 5, at Miami -- 2/15/17
FT made: 14, Florida State -- 1/25/17
FT attempts: 17, Florida State -- 1/25/17
Minutes: 39, Boston College -- 2/11/17

GAME-BY-GAME STATISTICS

2016-17	Min	FG-A	3FG-A	FT-A	O-D-T	Avg	PF	A	TO	Blk	Stl	Pts	Avg
TENNESSEE TECH*	21	7-9	1-2	3-6	2-3-5	5.0	3	1	1	0	1	18	18.0
SOUTHERN*	34	6-15	0-1	6-10	1-3-4	4.5	1	4	0	1	2	18	18.0
OHIO*	30	2-13	0-3	1-1	5-6-11	6.7	3	0	3	3	1	5	13.7
SAM HOUSTON STATE*	26	5-10	1-2	5-7	0-3-3	5.8	4	1	1	1	0	16	14.3
TULANE*	34	12-20	1-3	13-18	2-3-5	5.6	3	3	2	0	1	38	19.0
at Penn State*	27	5-21	2-4	1-2	2-1-3	5.2	3	1	1	0	1	13	20.1
at Tennessee*	24	3-9	0-1	5-6	0-1-1	4.6	4	1	1	0	3	11	17.0
at VCU*	13	1-4	1-2	0-0	0-2-2	4.3	2	1	1	0	0	3	15.3
ALCORN STATE*	20	3-9	0-1	8-8	0-0-0	3.8	1	2	2	1	3	14	15.1
GEORGIA*	31	3-10	0-1	2-2	0-8-8	4.2	3	0	4	0	2	8	14.4
WOFORD*	33	3-3	0-0	4-4	0-3-3	4.1	1	2	1	1	2	10	14.0
NORTH CAROLINA A&T*	26	1-5	0-1	3-4	0-1-1	3.8	0	0	3	0	0	5	13.3
NORTH CAROLINA*	35	7-14	1-3	11-13	1-4-5	3.9	4	3	4	0	2	26	14.2
at Duke*	28	5-12	0-1	1-2	1-4-5	4.0	0	1	4	1	1	11	14.0
LOUISVILLE*	34	5-12	1-2	4-6	3-4-7	4.2	1	3	1	0	0	15	14.1
CLEMSON*	36	5-11	0-1	3-4	2-2-4	4.2	1	3	2	0	2	13	14.0
at NC State*	32	10-18	3-3	4-6	0-4-4	4.2	2	1	0	2	1	27	14.8
at Virginia Tech*	36	3-9	0-1	6-6	2-1-3	4.1	2	1	1	2	1	12	14.6
at Virginia*	28	4-7	2-3	4-6	0-0-0	3.9	3	1	5	0	1	14	14.6
FLORIDA STATE*	33	10-17	1-4	14-17	3-11-14	4.4	4	5	2	0	2	35	15.6
NOTRE DAME*	18	2-5	0-0	4-6	1-5-6	4.5	3	1	4	1	0	8	15.2
at Clemson*	32	3-9	0-2	6-9	3-6-9	4.7	4	3	4	0	3	12	15.1
at Wake Forest*	30	6-15	0-2	11-13	1-1-2	4.6	4	4	2	0	0	23	15.4
TUSCULUM*	22	5-8	2-3	3-4	5-4-9	4.8	0	1	2	0	1	15	15.4
BOSTON COLLEGE*	39	3-11	0-2	6-8	0-12-12	5.0	2	0	1	2	2	12	15.3
at Miami*	32	7-11	4-5	0-1	0-2-2	4.9	3	0	4	1	2	18	15.4
SYRACUSE*	38	3-9	1-2	6-8	3-3-6	5.0	2	2	3	0	0	13	15.3
NC STATE*	35	11-17	1-2	2-3	1-3-4	4.9	3	0	3	2	1	25	15.6
at Notre Dame*	37	6-16	1-1	1-3	3-7-10	5.1	4	0	3	1	3	14	15.6
PITTSBURGH*	35	5-9	0-1	4-7	1-6-7	5.2	4	0	2	2	2	14	15.5
at Syracuse*	34	6-8	0-0	4-5	1-3-4	5.1	3	0	3	1	2	16	15.5
vs. Pittsburgh*	27	4-11	0-1	7-9	1-4-5	5.1	4	2	1	1	1	15	15.5
INDIANA*	37	9-15	0-2	6-9	1-6-7	5.2	3	4	2	0	0	24	15.8
BELMONT*	34	5-9	2-3	3-4	1-7-8	5.3	1	5	0	2	2	15	15.8
at Mississippi*	39	8-17	1-4	9-10	2-5-7	5.3	3	2	1	0	0	26	16.1
vs. CSU Bakersfield*	34	7-18	1-3	7-9	4-5-9	5.4	3	2	1	2	2	22	16.2
vs. TCU*	34	4-12	1-1	3-5	3-3-6	5.4	3	1	2	0	1	12	16.1

2016-17

ACC All-Freshman team choice who ranked third among ACC first-year players in scoring at 16.1 points per game ... Recorded the fifth-highest scoring average for a freshman in Tech history ... His 596 total points for the season were the third most by a Tech freshman in program history ... Led Tech in scoring in NIT games (19.8 ppg), hitting 46.5 percent from the floor ... Also averaged 7.4 rebounds per game with 14 total assists and just six turnovers ... Game-high 26 at Ole Miss and 22 vs. CSU Bakersfield ... Named to the NIT all-tournament team ... Ranked 15th in the ACC in scoring average, with 32 double-figure scoring games ... Team's third-leading rebounder (5.4 per game, four double-figure games) ... In ACC games, he averaged 17.1 points (13th best in the ACC) and 5.9 rebounds, shot 48.1 percent from the floor and 42.9 percent from three-point range ... Reached double digits in every ACC game but one ... Did not reach double figures vs. Notre Dame (Jan. 28) but scored the game-winning basket on a transition layup just before the final horn ... Scored in double digits in 16 straight after that through the end of the season ... Scored 20-plus five times in ACC games, including a 35-point effort (10-18 FG, 14-17 FT) against Florida State ... Snared career-high 14 rebounds for his first career double-double ... Also had five assists, making him the first ACC player to get 30/10/5 in a game since 2009 ... Became the third Tech freshman to score 30-plus twice or more in a season ... Kenny Anderson did it four times in 1989-90, Mark Price twice in 1982-83 ... Scored 27 in a win at NC State (10-of-18 FG, 3-Of-3 on 3s, 4-of-6 on FT) ... Scored 26 in his ACC debut, Tech's upset win over No. 9 North Carolina (15 points in the second half, 11-for-13 from the free throw line) ... Scored 23 points in a loss at Wake Forest (11-13 FT) with four assists, and 25 in the return match with NC State (11-17 FG) ... Set a Tech freshman record with 38 points against Tulane in November, hitting 12-of-20 from the floor and 13-for-18 from the foul line ... Was named ACC Rookie of the Week four times ... Set Tech freshman records for free throws made (180) and attempted (241) and made 74.7 percent ... Third in the ACC in FT attempts per game (6.5 in all games, 7.4 in NIT games) ... Also had 61 assists, 27 blocks and a team-high 48 steals.

High School

Rated a three-star prospect by both Rivals and Scout ... 247sports.com tabbed the senior as the state's fourth-best player while Rivals ranked him among the country's top 150 players ... A three-year starter at Shiloh High School who led the Generals' to a 28-4 mark and the program's first-ever state semi-final appearance as a junior, then to a 24-6 record and the Region 8-AAAAAA championship as a senior ... Averaged 13 points in three playoff games ... Named the Gwinnett Daily Post's Player of the Year as a junior and a senior, and was named first-team All-State by the Atlanta Journal-Constitution and the Atlanta Tip-Off Club in 2016 ... Honor roll student who graduated with a 3.8 GPA ... Played on the national AAU circuit with CP3.

Personal

Full name is Joshua Alojio Okogie (pronounced "oh-KO-gee" with a hard G) ... Born September 1, 1998 in Lagos, Nigeria ... Son of Pius and Anthonia Okogie ... Fourth of five children ranging from 11 to 30 years old ... Tried out basketball just for fun at age 8 ... Majoring in business administration.

CAREER STATISTICS

Year	GP	GS	MP	Avg	FG	FGA	Pct	3FG	3FGA	Pct	FT	FTA	Pct	Off	Def	Tot	Avg	PF	FO	Ast	TO	Blk	Stl	Pts	Avg
2016-17	37	37	1138	30.8	194	428	.453	28	73	.384	180	241	.747	55	146	201	5.4	94	0	61	77	27	48	596	16.1
TOTAL	37	37	1138	30.8	194	428	.453	28	73	.384	180	241	.747	55	146	201	5.4	94	0	61	77	27	48	596	16.1

CAREER STATISTICS - ACC GAMES

Year	GP	GS	MP	Avg	FG	FGA	Pct	3FG	3FGA	Pct	FT	FTA	Pct	Off	Def	Tot	Avg	PF	FO	Ast	TO	Blk	Stl	Pts	Avg
2016-17	18	18	592	32.9	101	210	.481	15	35	.429	91	123	.740	26	78	104	5.8	49	0	28	48	15	25	308	17.1
TOTAL	18	18	592	32.9	101	210	.481	15	35	.429	91	123	.740	26	78	104	5.8	49	0	28	48	15	25	308	17.1

STUDENT-ATHLETE PROFILES

SHEMBARI PHILLIPS

2

Guard • 6-3 • 202 • Junior • Atlanta, Ga. • Wheeler HS/Tennessee

Career Notes

Transfer from Tennessee who will sit out the 2017-18 season and has two seasons of eligibility remaining ... Part-time starter (24 starts, 64 games) over two years with the Volunteers who shot 37.1 percent from three-point range and 77 percent from the free throw line ... Proved himself to be a capable scorer and established a reputation as a good defender ... Wore jersey #25 at Tennessee.



2016-17 (at Tennessee)

Appeared in 31 games and made 13 starts during his sophomore campaign ... Ended the season averaging 6.2 points, 3.1 rebounds, 1.7 assists and 20.9 minutes per game ... Led the Vols in assists seven times and led the team in steals eight times ... Averaged 32.3 mpg over his final four games of the season, posting 8.3 ppg and 5.0 rpg during that span ... Due partly to defensive ability, he saw increased minutes at the point guard position over the final three weeks of the season ... Missed the Vols' SEC Tournament game against Georgia (3/9/17) with a left ankle injury (suffered during practice the previous day) ... Made his second straight start and played a team-high 34 minutes in the win vs. Alabama (3/4/17) ... Matched his season-high with 16 points and seven rebounds in 32 minutes at LSU (3/1/17) ... Scored 14 points and handed out a career-best seven assists against Georgia Tech (12/3/16) ... Made two starts at point guard at the Maui Invitational and finished the tournament with a scoring average of 10.7 ppg and played the second-most minutes on the team at 26.7 per contest ... Scored a team-high 16 points--shooting 5-for-9 overall, 3-for-4 from 3-point range and 3-for-3 from the free-throw line--during Tennessee's loss to No. 16 Wisconsin at the Maui Invitational (11/21/16).

2015-16 (at Tennessee)

Appeared in 33 games for the Vols during his freshman campaign, getting the starting nod in each of the final 11 games of the season ... Averaged 5.4 points, 1.8 rebounds, and 16.2 minutes per game ... In SEC play, he owned the best 3-point percentage (.459) among all league freshmen with at least 30 attempts ... In 22 games prior to earning his first start, Phillips averaged 10.4 minutes per game. In his 11 starts thereafter, he averaged 27.9 mpg ... Ran off a streak of four consecutive games of double-figure scoring late in the regular season, including a season-best 23 points at Vanderbilt (3/1/16) which included four made 3-pointers ... Scored 13 points in 32 minutes of play in Tennessee's home loss to Arkansas (2/27/16) ... Posted a then-season-best in scoring with 16 points at South Carolina (2/24/16); he also handed out four assists for the second straight game ... With senior Kevin Punter Jr. sidelined with a foot injury, Phillips played a season-high 38 minutes and scored 13 points to help the Volunteers top LSU, 81-65, at home (2/20/16) ... Knocked down three 3-pointers in a then-season-high 23 minutes of action en route to 12 points at Arkansas (2/6/16) ... Recorded his best performance as a Vol against No. 21 Texas A&M (1/9/16), finishing with a then-season-best 15 points in 18 minutes of action (went 9-of-10 at the free throw line).

High School

Graduated from Wheeler High School in Marietta, Ga., where he was coached by Doug Lipscomb ... Helped lead Wheeler to a 30-2 record the 2015 Class AAAAAA state championship ... Was a 2015 McDonald's All-American nominee ... Made Sportscenter's "Top Plays" by throwing down a posterizing, one-handed transition dunk during the Spalding Hoopball Classic in Springfield, Mass., on Jan. 19, 2015 ... Rated by Hoopseen.com as one of the top 10 prospects in Georgia's Class of 2015 ... Attended Tucker High School in Tucker, Ga., as a junior in 2013-14, averaging 18 points, six rebounds, four assists and two blocks under coach James Hartry ... Played AAU ball with the Georgia Tornados program, coached by Steven Bouye.

Personal

Full name is Shembari Anthony Phillips (shem-BAR-ee) ... Born on March 21, 1997, in Atlanta, Ga. ... Son of Loxola Phillips Also has lived in Fort Lauderdale, Fla., and Queens, N.Y. ... Began playing basketball in ninth grade ... Enjoys swimming and riding bicycles ... Studied Criminal Justice at Tennessee; enrolled in History, Society and Technology at Tech.

CAREER HIGHS (at Tennessee)

Points: 23, at Vanderbilt, 3/1/16
Rebounds: 7 (4 times), last at LSU, 3/1/17
Assists: 7, vs. Georgia Tech, 12/3/16
Steals: 2 (4 times), last at Kentucky, 2/14/17
Blocks: 1 (9 times), last vs. Alabama, 3/4/17*
Field Goals: 8, at Vanderbilt, 3/1/16
3-Pointers: 4, at Vanderbilt, 3/1/16
Free Throws: 9, vs. Texas A&M, 1/9/16
Minutes: 38, vs. LSU, 2/20/16

PHILLIPS GAME-BY-GAME STATISTICS

2015-16 (at UT).....Min	FG-A	3FG-A	FT-A	O-D-T	Avg	PF	A	TO	Blk	Stl	Pts	Avg
UNC ASHEVILLE.....15	1-3	0-1	0-0	0-0-0	0.0	1	0	0	1	1	2	2.0
MARSHALL.....3	0-0	0-0	0-0	0-1-1	0.5	2	1	1	0	0	0	1.0
GARDNER-WEBB.....5	0-0	0-0	0-0	0-1-1	0.7	3	3	2	0	0	0	0.7
ARMY WEST POINT.....9	2-3	1-1	0-0	0-0-0	0.5	0	1	0	0	1	5	1.8
vs George Washington.....19	1-8	0-2	0-0	1-0-1	0.6	3	1	0	1	0	2	1.8
vs Nebraska.....2	0-1	0-0	2-2	0-0-0	0.5	0	0	1	0	0	2	1.8
at Butler.....18	2-3	2-3	2-2	0-2-2	0.7	3	0	1	1	0	8	2.7
FLORIDA ATLANTIC.....15	1-2	0-0	0-0	1-0-1	0.8	0	2	4	0	0	2	2.6
vs Gonzaga.....3	0-0	0-0	0-0	0-0-0	0.7	1	0	0	1	0	0	2.3
ETSU.....3	1-2	0-0	0-0	0-1-1	0.7	0	0	1	0	0	2	2.3
TENNESSEE STATE.....13	0-1	0-1	1-2	0-2-2	0.8	0	0	0	0	0	1	2.2
at Auburn.....9	0-3	0-1	0-0	0-0-0	0.8	1	0	2	0	0	0	2.0
FLORIDA.....11	0-1	0-0	3-4	0-1-1	0.8	1	0	0	0	1	3	2.1
TEXAS A&M.....18	3-6	0-1	9-10	1-1-2	0.9	3	0	1	0	0	15	3.0
at Georgia.....8	1-3	0-0	1-1	0-0-0	0.8	2	0	2	0	0	3	3.0
at Mississippi State.....10	1-2	1-2	0-0	0-2-2	0.9	3	0	1	0	0	3	3.0
VANDERBILT.....9	1-2	0-1	2-2	0-1-1	0.9	3	1	0	0	1	4	3.1
SOUTH CAROLINA.....1	0-0	0-0	2-2	0-0-0	0.8	0	0	1	0	0	2	3.0
at Alabama.....4	1-1	1-1	0-0	0-0-0	0.8	0	0	1	0	0	3	3.0
at TCU.....17	2-6	1-4	1-2	3-2-5	1.0	4	1	1	0	1	6	3.2
KENTUCKY.....13	2-2	1-1	0-0	0-2-2	1.0	4	0	1	0	1	5	3.2
at Arkansas.....23	4-9	3-6	1-2	0-0-0	1.0	5	3	0	0	0	12	3.6
AUBURN.....31	2-9	0-2	2-2	1-5-6	1.2	1	1	0	0	1	6	3.7
at Mizou*.....32	4-7	2-4	0-0	1-3-4	1.3	5	2	0	0	0	10	4.0
at Kentucky*.....26	2-5	1-1	2-2	1-1-2	1.4	4	0	1	0	0	7	4.1
LSU*.....38	5-9	1-3	2-4	1-5-6	1.5	3	4	2	0	0	13	4.5
at South Carolina*.....36	7-15	2-7	0-3	0-5-5	1.7	4	4	6	0	1	16	4.9
ARKANSAS*.....32	6-14	1-2	0-0	1-2-3	1.7	3	2	1	0	0	13	5.2
at Vanderbilt*.....37	8-17	4-5	3-3	1-6-7	1.9	2	2	5	0	0	23	5.8
OLE MISS*.....30	1-6	0-4	0-0	1-1-2	1.9	4	1	5	0	1	2	5.7
vs Auburn*.....25	1-2	0-1	3-4	1-1-2	1.9	4	2	2	0	0	5	5.6
vs Vanderbilt*.....9	0-2	0-1	0-0	0-0-0	1.8	0	1	1	0	0	0	5.5
vs LSU*.....11	1-3	0-2	0-0	0-2-2	1.8	3	0	2	0	0	2	5.4

2016-17 (at UT).....Min	FG-A	3FG-A	FT-A	O-D-T	Avg	PF	A	TO	Blk	Stl	Pts	Avg
CHATTANOOGA.....23	1-4	0-1	6-6	2-3-5	5.0	2	0	2	0	1	8	8.0
APPALACHIAN STATE*.....25	4-5	2-2	1-2	2-2-4	4.5	3	2	2	1	1	11	9.5
vs Wisconsin*.....29	5-9	3-4	3-3	0-2-2	3.7	1	1	2	0	1	16	11.7
vs Oregon*.....24	0-5	0-1	4-4	1-3-4	3.8	4	1	2	0	2	4	9.8
vs Chaminade*.....27	4-7	1-1	3-5	3-3-6	4.2	2	2	3	0	1	12	10.2
GEORGIA TECH*.....30	4-5	2-2	4-4	1-4-5	4.3	2	7	1	0	0	14	10.8
PRESBYTERIAN*.....21	2-3	1-1	2-2	0-3-3	4.1	0	4	0	0	1	7	10.3
at North Carolina*.....28	2-5	0-0	3-4	0-0-0	3.6	2	2	4	0	0	7	9.9
TENNESSEE TECH*.....29	2-5	1-1	4-5	0-2-2	3.4	1	5	2	0	2	9	9.8
LIPSCOMB*.....19	3-5	0-0	3-4	0-4-4	3.5	5	5	2	0	0	9	9.7
vs Gonzaga*.....13	1-7	0-1	0-0	1-1-2	3.4	1	1	2	0	0	2	9.0
at ETSU.....16	2-2	2-2	1-4	1-1-2	3.3	2	0	3	0	0	7	8.8
at Texas A&M.....19	4-8	0-2	2-4	1-5-6	3.5	3	3	4	1	0	10	8.9
ARKANSAS.....22	0-2	0-0	0-0	1-6-7	3.7	2	2	1	0	0	0	8.3
at Florida.....0	0-0	0-0	0-0	0-0-0	3.5	0	0	0	0	0	0	7.7
SOUTH CAROLINA.....19	0-4	0-2	0-0	0-2-2	3.4	3	1	1	0	0	0	7.3
at Vanderbilt.....19	2-4	1-2	0-0	0-2-2	3.3	3	0	0	0	2	5	7.1
at Ole Miss.....19	1-3	0-1	3-4	2-1-3	3.3	5	0	0	0	0	5	7.0
MISSISSIPPI STATE.....14	0-2	0-1	0-0	1-1-2	3.2	2	0	1	0	0	0	6.6
KENTUCKY.....10	2-3	0-0	0-0	0-2-2	3.2	3	0	1	0	2	4	6.5
KANSAS STATE.....5	0-1	0-1	0-0	0-0-0	3.0	0	0	0	0	0	0	6.2
at Auburn.....17	2-5	0-1	0-0	1-2-3	3.0	3	4	0	0	0	4	6.1
at Mississippi State.....11	0-0	0-0	2-2	0-2-2	3.0	2	0	0	0	0	2	5.9
OLE MISS.....13	0-2	0-1	3-4	0-0-0	2.8	1	0	0	0	0	3	5.8
GEORGIA.....21	1-2	1-1	0-0	0-2-2	2.8	2	4	0	0	1	3	5.7
at Kentucky.....18	2-9	0-3	3-4	0-3-3	2.8	3	0	0	0	2	7	5.7
MISSOURI.....28	4-7	2-5	0-0	0-2-2	2.8	3	3	1	1	0	10	5.9
VANDERBILT*.....34	2-13	0-3	2-3	2-5-7	2.9	4	2	3	0	1	6	5.9
at South Carolina.....29	2-7	0-2	2-3	0-3-3	2.9	3	1	3	0	1	6	5.9
at LSU*.....32	4-7	2-4	6-6	1-6-7	3.1	4	1	2	0	0	16	6.2
ALABAMA*.....34	2-10	0-3	1-2	1-2-3	3.1	3	1	2	1	1	5	6.2

PLAYERS & STAFF

CAREER STATISTICS

Year	GP	GS	Min	Avg	FG	FGA	Pct	3FG	3FGA	Pct	FT	FTA	Pct	Off	Def	Tot	Avg	PF	FO	Ast	TO	Blk	Stl	Pts	Avg
2015-16	33	11	535	16.2	60	147	.408	21	57	.368	36	47	.766	14	47	61	1.9	72	2	32	44	5	8	177	5.4
2016-17	31	13	648	20.9	58	151	.384	18	48	.375	58	75	.773	21	74	95	3.1	74	2	52	44	4	19	192	6.2
TOTAL	64	24	1183	18.5	118	298	.396	39	105	.371	94	122	.770	35	121	156	2.4	146	4	84	88	9	27	369	5.8

STUDENT-ATHLETE PROFILES

JOSE ALVARADO

10

Guard • 6-0 • 174 • Freshman • Brooklyn, N.Y. • Christ the King HS

Career Notes

Three-star prospect described as a tough, gritty, pass-first point guard ... Ranked the No. 9 player in the state of New York and No. 33 in the nation at his position by ESPN ... Follows a pair of legendary New York point guards into the Tech program — Kenny Anderson (1989-91) and Stephon Marbury (1995-96).

High School

Named New York City Catholic League player of the year as a junior in 2015-16, led Christ the King, the No. 19 team in the nation entering the 2016-17 season, to the New York City title twice ... Averaged 17 points and 6.5 assists per game as a junior ... Posted the first quadruple-double in school history (18 points, 10 rebounds, 10 assists, 10 steals) ... Led his AAU team, the New York Rens, to the Peach Jam quarterfinals in the summer of 2016, averaging 11 points and five assists.

Personal

Full name is Jose Alvarado ... Born April 12, 1998 in Brooklyn ... Son of Jose and Odilian Alvarado ... Has a younger brother, Jeremy ... Began playing basketball at age 9 ... Enjoys listening to music ... Enrolled in Literature, Media and Communications program at Tech.



EVAN COLE

3

Forward • 6-9 • 211 • Freshman • Cumming, Ga. • South Forsyth HS

Career notes

Developing frontcourt player with varied skills who originally signed a letter-of-intent to attend UNC-Wilmington, but received a release when the Seahawks coach, Kevin Keatts, left the school to become the head coach at NC State ... Highly skilled player with good athleticism and shooting ability ... Able to play multiple positions and can be a difficult matchup for defenders.

High School

Forsyth County player of the year as a senior, two-time all-state and four-time all-region performer on the 6A and 7A level ... Averaged 20 points, 11 rebounds and three blocked shots per game as a senior for coach Scott Givens at South Forsyth High School, which made state playoff appearances in 2016 and 2017, the first back-to-back berths for the school since 2007-08 ... As a junior, he averaged 21 points, 11 rebounds and three blocks ... Finished his career No. 2 in career points at South Forsyth, despite missing 10 games his junior year, and No. 1 in blocked shots ... Named most valuable player in the GACA North-South All-Star Game following his senior year, hitting six three-point field goals and scoring 30 points with nine rebounds and four blocks, and the Forsyth/Gwinnett all-star game ... Team captain three years.

Personal

Full name is Evan Alexander Cole ... Born May 11, 1999 in Atlanta ... Son of Arte Cole and April Conti ... Stepson of former Yellow Jacket softball pitcher Jessica Sallinger Cole, a two-time All-American and three-time All-ACC performer from 2002-05 ... She was inducted into the Georgia Tech Sports Hall of Fame in 2015 ... Middle of three boys ... Began playing basketball at age 6 ... Enjoys watching movies ... Plans to study business administration.



JON BROWN

23

Guard • 6-5 • 172 • Freshman • Miami, Fla. • Combine Academy

Career Notes

Non-scholarship point guard who enrolled at Georgia Tech for the fall semester ... Has good basketball bloodlines and family lineage at Tech in the person of his uncle, Kenny Anderson, former Yellow Jacket All-American and NBA veteran ... Strong academic student who received offers from a number of mid-major programs such as Saint Louis, Tulane, Columbia and others.

High School

Graduated from the Sports Leadership and Management Academy (SLAM), a charter school in Miami, for his last two years of high school, coached by Rodney Cunningham ... Attended South Miami High School and Coral Gables High School prior to that ... Played four seasons of basketball, and three seasons of tennis, altogether ... Earned all-conference honors as a senior at SLAM and helped Coral Gables High School to a state championship in 2013 ... Once scored 51 points with 15 assists and 15 rebounds in a game vs. ISCHS, and has a 20-assist game vs. Archbishop Curley, both while at SLAM ... Participated in the 2016 HoopMia All-Star game.

Personal

Full name is Jonathan Winston Brown ... Born July 10, 1998 in New York City ... Son of Joseph and Joi Brown ... Also lived in Norfolk, Va., during middle school age, and won multiple public speaking competitions ... Has an older brother, William Joseph ... Nephew of former Tech All-American and 14-year NBA veteran Kenny Anderson ... Father got him started playing basketball at age 3 ... Enjoys playing tennis ... Intends to major in business administration at Tech, and aspires to become a trial lawyer.



CURTIS HAYWOOD II

13

Guard • 6-5 • 198 • Freshman • Oklahoma City, Okla. • Brewster Academy (N.H.)

Career Notes


Comes to Georgia Tech from Brewster Academy, considered to be one of the nation's best basketball programs, in Wolfeboro, N.H., where he played his senior (2016-17) year ... Consensus 3-star prospect, ranked among the state's top 10 players according to CBS's 247Sports.com ... Wing player with excellent shooting ability, basketball IQ, and defensive skills ... Has a 6-foot-11 wingspan.

High School

Under the direction of head coach Jason Smith, led Brewster Academy to a 33-0 record, a NEPSAC (New England Prep School Athletic Council) AAA championship, and the Bobcats' fifth national championship in the last eight seasons ... Co-captain of the team who averaged 12.0 points, 4.5 assists, 4.5 rebounds and a team-best 2.1 steals en route to second team All-NEPSAC honors ... The latest Brewster Bobcat to enter the ACC's hardwood brotherhood, joining Louisville's Donovan Mitchell, Syracuse's Taurean Thompson and former Virginia player Jarred Reuter ... Before his move to New England, Haywood spent three years including an undefeated and state championship sophomore season at Mustang High School in Oklahoma.

Personal

Full name is Curtis James Haywood II ... Born September 24, 1997 in Oklahoma City, Okla. ... Son of Curtis and Tiera Haywood ... Oldest of four children: Cur'Tiera, Cherish and Lovely .. Began playing basketball at age 12 when his father took him to camps in Oklahoma City ... Enjoys listening to music and took dance and drama class in middle school ... Plans to study business administration.



STUDENT-ATHLETE PROFILES

EVAN JESTER

11


Forward • 6-6 • 180 • Freshman • Tyrone, Ga. • Sandy Creek HS

Career Notes

All-state wing forward from suburban Atlanta and one of the top prep programs in the state of Georgia who joined the Yellow Jackets' program as a non-scholarship player for the fall 2017 term.

High School

Played four seasons of basketball at Sandy Creek High School, averaging 19.5 points and 8.4 rebounds while hitting 59 percent of his shots from the floor as a senior ... Helped lead the Patriots to a 23-8 record under coach Anthony McKissic, Sr. ... Advanced to the semifinals of the Georgia state AAAA playoffs, where they lost to St. Pius ... Named to the Georgia Athletic Coaches Association AAAA all-state team and all-region player of the year, also to the all-state team named by Hoopseen ... Scored 42 points with 17 rebounds in a game at the 2016 Arby's Classic ... Served as team captain two years ... Also played for former Tech forward Willie Reese ... Graduated in the top 10 percent of his class and was a member of the National Honor Society.



Personal

Full name is Evan Douglas Jester ... Born March 5, 1999 in Atlanta ... Son of Oscar and Karen Jester ... His cousin, Andre, attended Georgia Tech ... Began playing basketball with his father at age 4 ... Plans to major in business administration and aspires to own a Fortune 500 company.

AVI SCHAFER

32


Center • 6-8 • 231 • Freshman • Tokyo, Japan • Brewster Academy (N.H.)

Career Notes

Non-scholarship center who joined the Yellow Jackets for the fall 2017 term ... From Japan, he attended Brewster Academy in Wolfeboro, N.H., his senior year, where he was a basketball teammate of freshman wing Curtis Haywood II ... Played for Japan in the 2016 FIBA Asia U18 Championship and the FIBA U19 World Cup.

High School/International Basketball

Member of the Brewster Academy team in 2016-17 under coach Jason Smith, helping the Bobcats go 33-0 as well as win the national prep school championship and the NEPSAC class AAA title ... Prior to that, attended St. Mary's International School in Tokyo, where he played basketball and soccer ... Played in every game and averaged 14.5 minutes for Japan in the 2017 FIBA U19 World Cup, averaging 5.0 points and 4.9 rebounds while hitting 57.1 percent of his shots from the floor ... Averaged 4.9 points and 4.5 rebounds for Japan in the 2016 FIBA Asia U18 Championship.



Personal

Full name is Avi Koki Schafer ... Born January 28, 1998 in Suita, Osaka, Japan ... Son of Douglas and Sayuki Schafer ... One of three boys; his older brother, Yuki, who played soccer at Chapman University ... Has played basketball only since age 16 ... Plans to major in Business Administration.

PLAYERS & STAFF

MALACHI RICE

55


Guard • 6-0 • 180 • Freshman • Indianapolis, Ind. • Brebeuf Jesuit Prep

Career Notes

Non-scholarship point guard who enrolled in classes and joined the Tech program in the summer of 2017 ... Left-handed.

High School

Played four years, lettering in three, on the varsity team for coach Todd Howard at Brebeuf Jesuit Preparatory School ... Led Brebeuf to Circle City Conference championships twice, averaging 11.6 points and 2.8 assists as a senior in 2017, and a sectional title in 2016, when he averaged 6.8 points and 2.4 assists ... He scored 15 points with four assists in Brebeuf's sectional championship win over Crispus Attucks ... Played in the Marion County all-star game following his senior year.



Personal

Full name is Malachi Jordan Rice ... Born March 6, 1999 in London, England ... Son of Derica and Robin Rice ... One of three children ... Older brother Solomon is a distance runner on the track team at Columbia University ... Twin brother Isaiah is a freshman walk-on basketball player at Vanderbilt ... His uncle, Kenneth Rice, played basketball at Alabama from 1988-91 ... Began playing basketball in a recreational league at age 4 ... Had performed 150 hours of community service during the year prior to his enrollment at Tech ... Intends to study economics.

MOSES WRIGHT

12

Forward • 6-9 • 210 • Freshman • Raleigh, N.C. • William G. Enloe HS

Career Notes

Rapidly growing forward from Raleigh, N.C., who is described as a "late-bloomer" whose best basketball is ahead of him ... Has grown four inches and added 40 pounds since his sophomore year in high school ... Has good athleticism and shot-blocking ability ... Can play multiple positions, has a good basketball IQ and is tough ... First North Carolina native to sign with Tech since Anthony Morrow (Charlotte), who played at Tech from 2004-08 and is an eight-year NBA veteran.



High School

Under head coach Patrick Paye, employed a deft inside-out offensive attack while his 7-foot-2 wingspan allowed him to wreak havoc on the glass ... In his senior season, led his team in scoring (22.0 ppg), rebounding (11.0 rpg), blocks (2.0 bpg) and three-point shooting (41.0 pct.) ... Earned all-conference and all-region honors his senior season and was also selected to play in the North Carolina-South Carolina All-Star game ... Played for the Garner Road Elite in the AAU circuit, from which coach Dwayne West has sent players like Isaiah Hicks (North Carolina) and T.J. Warren (NC State) to ACC programs ... Also played and lettered one year in tennis.

Personal

Full name is Moses Anthony Wright ... Born December 23, 1998 in Raleigh, N.C. ... Son of Moses (deceased) and Calla Wright ... Has an older brother, Robert ... Began playing basketball by trying out for his high school team at the age of 14 ... Enjoys swimming and working puzzles ... Plans to study business administration.

HEAD COACH JOSH PASTNER

PLAYERS & STAFF



"Josh is a perfect fit. As a coach, as a leader and as a teacher he excels with today's player. He will build a program that the entire community will be proud of." -- Kentucky head coach John Calipari

"Josh is a good man, honest and a great recruiter. No one will work harder than him. Georgia Tech made a GREAT HIRE!" - retired Arizona coach Lute Olson



Josh Pastner, who guided Memphis to five post-season berths in seven seasons as the Tigers' head coach, was introduced as Georgia Tech's 14th head basketball coach on April 8, 2016, and wasted no time in getting the Yellow Jackets back to the post-season.

In his first season at the helm, his Yellow Jacket team defied all pre-season expectations by winning 21 games, including four in the National Invitation Tournament. Tech posted an 8-10 ACC record, which included victories over No. 9 North Carolina, No. 6 Florida State and No. 14 Notre Dame, who all finished among the top four in the ACC regular season. He was named Coach of the Year in the ACC and in NABC District 2.

Pastner also was honored at the "Most Positive College Coach" in Georgia by Positive Athlete Georgia, an organization which promotes the benefits of positivity among young athletes.

Implementing a high-energy style of play and creative offensive and defensive schemes, Pastner and his staff guided the Yellow Jackets all the way to the finals of the NIT for the first time in 46 years. Two of his players earned all-Atlantic Coast Conference honors; junior center Ben Lammers was named second-team All-ACC and ACC Defensive Player of the Year, while freshman guard Josh Okogie was named to the ACC All-Freshman team.

At the same time, Pastner tirelessly promoted the program on campus and throughout the city of Atlanta in an effort to re-create the atmosphere that surrounded the Yellow Jackets throughout the 1980s, 1990s and into the middle of the 2000s. The result was a program-record 17 home wins at McCamish Pavilion, which sold out three times in the regular season and became a big homecourt advantage for the Jackets during their NIT run.

Pastner, who turned 40 in late September, compiled a 167-73 record over seven seasons as the head coach at Memphis, where the Tigers earned bids to the NCAA Tournament four times. He tied for the 10th most wins for a head coach in his first seven seasons in Division I basketball history, and is the second winningest active coach under the age of 40 in NCAA Division I. He is the 14th head coach in Tech's program history.

"Coach Pastner's accomplishments on the floor in his first season on The Flats speak for themselves but what makes him such a great fit at Georgia Tech is the culture that he has established for our men's basketball program," director of athletics Todd Stansbury said. "His energy, his positivity and his commitment to do things the right way are all attributes that not only lead to success on the court but also set our student-athletes up for success after graduation, and are a source of pride for our alumni, students and fans."

Despite his young age, Pastner has been involved in basketball at the Division I level for 20 years, as a player and an assistant coach at Arizona, and as an assistant coach and the head coach at Memphis. He has been a part of teams that have won 511 games, played in 17 NCAA Tournaments and 19 total post-season events. Teams he has been involved with have won 12 conference tournament or regular-season championships, advanced to seven Sweet Sixteens, five Elite Eights, two Final Fours and two NCAA championship games.

As an NCAA head or assistant coach and an AAU head coach, he has coached nearly 25 NBA draft selections.

"I fully understand what it means to be sitting in this chair, what it means to the community and the entire city, and to all the alumni locally and nationally," said Pastner. "When you're in coaching, you want to play for a national championship and compete at the highest level. You want to have a championship program year in and year out. I believe that Georgia Tech and the job here is a true gold mine. You have an opportunity to have the highest level of success that you strive for."

"I love Georgia Tech and the time I've spent here. The success we had last year was a direct result of my staff and the unbelievable job they did, the players who bought in and performed so well, and the fans who gave us the home-court advantage we needed to win 17 games at McCamish Pavilion. I'm grateful to [Georgia Tech] President [G.P. "Bud"] Peterson and Todd Stansbury for the tremendous support we have, and for seeing the big picture and where we want to go as a program."

Pastner's Memphis teams averaged 23.9 wins per season and compiled a conference regular-season record of 82-36, including a conference winning streak of 28 games. The Tigers went 11-4 in Conference USA and American Athletic Conference tournaments, including three championships.

He guided Memphis to five post-season berths, the NIT in 2010 and the NCAA Tournament in 2011, 2012, 2013 and 2014. He became one of three head coaches in Tigers history to earn postseason berths in five of his first seven seasons (Larry Finch, John Calipari are the others), one of two to lead the program to four NCAA Tournaments in his first seven seasons (Dana Kirk is the other) and one of three head coaches in program history to lead the Tigers to four straight NCAA Tournament appearances (2011-14; joins Dana Kirk 1982-85, John Calipari 2006-09).

Pastner twice won Conference USA Coach of the Year honors (2010, 2013) by various organizations and news media. Known as a tireless recruiter, he was named the country's No. 7 high-major recruiter by FoxSports.com following the 2007-08 season, and has signed five straight

Pastner as a Head Coach

Season	School	Overall	Conference	Postseason
2009-10	Memphis	24-10	13-3/2nd	NIT second round
2010-11	Memphis	25-10	10-6/4th	NCAA Tournament
2011-12	Memphis	26-9	13-3/1st	NCAA Tournament
2012-13	Memphis	31-5	16-0/1st	NCAA Tournament, round of 32
2013-14	Memphis	24-10	12-6/t-3rd	NCAA Tournament, round of 32
2014-15	Memphis	18-14	10-8/t-5th	
2015-16	Memphis	19-15	8-10/7th	
Memphis	7 years	167-73	82-36	
2016-17	Georgia Tech	21-16	8-10/11th	NIT finals
Georgia Tech	1 year	21-16	8-10	
CAREER	8 years	188-89	90-46	

Pastner Resume

- Head coach, Memphis (2009-16) - 4 NCAA Tournaments, 1 NIT, 4 Conference USA titles
- Assistant coach under John Calipari, Memphis (2008-09) - NCAA Sweet 16, C-USA champions
- Assistant coach under Lute Olson, Arizona (2002-08) - 6 NCAA Tournaments, 2 Pac-10 titles
- Basketball staff assistant under Lute Olson, Arizona (2000-02) - Pac-10 champions in 2002
- Played collegiately for Lute Olson, Arizona (1996-2000) - 4 NCAA Tournaments, 1997 National Champions, 2 Pac-10 titles

Personal

- Master of arts in teaching and teacher education from Arizona, 1999
- Bachelor of arts in family studies from Arizona, 1998
- Four-year letterwinner in basketball for Lute Olson at Arizona
- Born in Glen Dale, W.Va., grew up in Kingwood, Texas
- Married to the former Kerri Lamas, one stepson (Ethan), three daughters (Payten, Kamryn, Harper)

HEAD COACH JOSH PASTNER



nationally-ranked recruiting classes, including the nation's No. 1 class in 2010 and No. 2 class in 2013.

A native of Kingwood, Texas, Pastner was born in Glen Dale, W.Va. He earned his bachelor's degree in family studies in December of 1998, in just two and a half years, from Arizona and his master's degree in teaching and teacher education from Arizona in December of 1999, all while lettering four years in basketball for the Wildcats under head coach Lute Olson.

He married the former Kerri Lamas of Sierra Vista, Ariz., in 2009. He has a stepson (Ethan) and three daughters, Payten, Kamryn and Harper.

WHAT COACHES SAID ABOUT TECH...

"I cannot say enough, I don't have to say anything -- Josh [Pastner] was coach of the year in the toughest conference in the country -- but I can't say enough really about the job he's done with that team. Their defensive numbers are top 10 in the nation in terms of points per possession." - Belmont coach Rick Byrd following Tech's NIT win on March 19

"Tremendous atmosphere. Golly, We love the opportunity to play in the NIT but, as a lot of you know, sometimes places don't get as excited about that as they ought to. This place was excited about an NIT game and it was a great atmosphere." - Belmont coach Rick Byrd following Tech's NIT win on March 19

"They've done a great job. I think they play with purpose. They know exactly what they're doing. They're a very difficult team to play against. This team beat North Carolina, Florida State, Notre Dame. Those are three top-20 teams, really top-15 teams. And Josh has done a great job with that team." - Syracuse coach Jim Boeheim

"It shows that, when you have guys working together, really good coaching, the improvement of players ... Josh has done a great job with his staff, and it's a great story. They're five guys playing as one. They're a solid unit that has good concepts offensively and defensively. And then the improvement of a player of Lammers from one year to the other, and Jackson, too. They're great for our league. It shows how strong our league is." - Duke coach Mike Krzyzewski on the Feb. 20 ACC Teleconference

"Georgia Tech has an outstanding brand that was established by my good friend Bobby Cremins, so it's not a program that's not won. It's a program that won big but hasn't won for a while and they've locked into that and have that spirit back." - Krzyzewski again

"I think Josh has done a fabulous job. He's done some really unique things on both ends of the floor. With what they're doing with their triangle stuff offensively is a difficult preparation. It's very, very hard to guard. And then the changing zone defenses and then you've got the rim protector in (Ben) Lammers back there, they're hard to score against. They're just a really tough preparation and it certainly isn't a fluke." - Notre Dame's Mike Brey on the Feb. 20 ACC Teleconference

"I was really so frustrated about the way we played down there that day, I didn't give them enough credit. They've had a fantastic year. It's shown. I'm hoping they make the NCAA Tournament." - North Carolina's Roy Williams on the Feb. 20 ACC Teleconference

"Josh has just taken a team that nobody expected to be even competitive, never mind get an NCAA berth, (to tournament consideration). It's great to see because Josh is a tremendous young man and he's doing an outstanding job." - Louisville coach Rick Pitino

"I said after the first time we played them that they were better than people realized, and it's proven to be true. They're good. I said that this team was more talented than people realized. They don't have as much depth as some of the teams in our league, but they're starting five or six is very good. Josh and his staff have done a great job of creating a system that they can be successful in." - Clemson's Brad Brownell

"He's doing a phenomenal job. He hired a really good staff. Josh has gone a tremendous job of getting them to play together. I don't think they were picked last because of their talent, but Josh and his staff have done a tremendous job of maxing out that talent. Georgia Tech is constantly changing defenses. They play every kind of zone there is, and they do a good job of keeping teams from getting into a flow." - Virginia Tech's Buzz Williams

"Josh Pastner and his staff have done an amazing job. The players have really embraced the schemes, both offensively and defensively. Ben Lammers has got to be seriously considered for most improved player in the league. Josh Heath has done a tremendous job of orchestrating what they are doing at both ends of the floor. Josh Okogie is really something, reminds me of Josh Hart from Villanova the way he plays." - Miami head coach Jim Larranaga

"... You've got to go back and guard that action because they run it for 25 seconds and they're not shooting jump shots. They're coming at your throat with stuff. So it's physical, it's grinding, it's exhausting." - Notre Dame's Mike Brey on Tech's OFFENSE following the Fighting Irish win on Feb. 26

"The transformation's unbelievable," he said. "It's incredible for a team to be picked last, next to last, and to do what they're doing. To me, it's one of the best stories in college basketball right now. Again, you've got to give Brian (Gregory) some credit, but Josh Pastner has taken this group together, and it's amazing. And everybody feels it." - former Tech coach Bobby Cremins

"I like how he's tweaked his system to fit his players. That lets me know he knows what he's doing. I think that's half the battle. But the energy, the effort, they play hard — that's worth watching. That's worth watching." - former Tech All-American Dennis Scott

PLAYERS & STAFF

HEAD COACH JOSH PASTNER

A CLOSER LOOK AT JOSH PASTNER

Overall (Head Coach/Assistant Coach/Staff/Player)

- Entering ninth season as a head coach in 2017-18
- Overall record: 188-89 / 8 years
- Record at Georgia Tech: 21-16 / 1 year
- Record at Memphis: 167-73 / 7 years
- Has never lost as many as three straight games as a head coach; only he and Kentucky's John Calipari can claim that distinction over the last eight years
- Tied as the 10th-winningest head coach for first seven seasons in NCAA Division I basketball history
- Second-winningest head coach for first seven seasons in Memphis Tigers basketball history
- Second-winningest active coach under the age of 40 in NCAA Division I
- Enters his 22nd season at the NCAA Division I level in 2017-18 (since 1996-97)
- Has been a part of NCAA Division I basketball as a player (Arizona), staff member (Arizona), assistant coach (Arizona/Memphis) and head coach (Memphis, Georgia Tech)
- Has been a part of more than 500 wins (511-196 record; .723 winning percentage)
- Teams have won 20 or more games 18 seasons, including four 30-win campaigns (1997-98, 2004-05, 2008-09, 2012-13)
- Teams have earned 17 NCAA Tournament berths and two NT bids; 19 postseason appearances in 21 seasons
- In NCAA Tournament play, have advanced to seven Sweet Sixteens, five Elite Eights, two Final Fours and two NCAA championship games
- Member of the 1996-97 Arizona squad that won the NCAA title; was first and only team to defeat three No. 1 seeds in the same NCAA Tournament
- Teams have won 12 conference championships (7 regular season, 5 tournament)
- As NCAA head or assistant coach and AAU head coach, has coached nearly 25 NBA Draft selections

Honors and Awards

- 2016-17 ACC Coach of the Year
- 2016-17 NABC District 2 Coach of the Year
- 2012-13 Gene Bartow/Conference USA Coach of the Year (coaches vote)
- 2012-13 Conference USA Coach of the Year (collegeinsider.com)
- 2009-10 Conference USA Coach of the Year (The Sporting News/collegeinsider.com)
- Following 2008-09 season, named the nation's No. 5 assistant coach by Basketball Times
- Following 2007-08 season, named the country's No. 7 high-major recruiter by FOXSports.com

Georgia Tech Head Coach (2016-present)

- Overall record: 21-16 (.568 winning percentage)
- Won more games in his first year at Georgia Tech than any other first-year head coach in program history
- Led Tech to three victories over AP top-15 teams - No. 9 North Carolina, No. 6 Florida State, No. 14 Notre Dame
- Guided Tech to its first appearance in the final four of the NIT since 1971, spanning seven appearances

Memphis Head Coach (2009-16)

- Overall record: 167-73 (.696 winning percentage); averaging 23.9 wins per season
- Conference regular-season record: 82-36 (.695 winning percentage); had a conference win streak of 28-straight games
- Conference tournament record: 11-4 (.733 winning percentage); has three tournament titles
- Conference record (regular season/tournament combined): 93-40 (.699 winning percentage)
- Ninth-winningest head coach for first six seasons in NCAA Division I basketball history (148 wins)
- Tied as the 10th-winningest head coach for first seven seasons in NCAA Division I basketball history (167 wins)
- Tied for the quickest to 150 coaching wins in program history
- Tied as the winningest head coach for the first six seasons in Memphis program history
- Second-most wins as head coach for the first seven seasons in Memphis program history
- Has the second-most career victories of any active coach under the age of 40 in NCAA Division I
- One of two head coaches in Tigers history to have 18 or more victories each of his first seven seasons (John Calipari is the other)
- Guided the program to five postseason berths in his first seven seasons (2010 NIT; 2011, 2012, 2013, 2014 NCAA)
- One of three head coaches in Tigers history to earn postseason berths in five of his first seven seasons (Larry Finch, John Calipari are the others)
- One of two head coaches in Tigers history to lead the program to four NCAA Tournaments in his first seven seasons (Dana Kirk was the other)
- One of three head coaches in program history to lead Tigers to four straight NCAA Tournament appearances (2011-14; joins Dana Kirk 1982-85, John Calipari 2006-09)
- Led Tigers to back-to-back conference regular-season titles (2011-12, 2012-13) and three-consecutive conference tournament crowns (2011, 2012, 2013)
- Won the second-most conference titles (regular season and tournament combined; for Pastner, five total titles) in his first six seasons (Dana Kirk won six combined titles in his first six seasons)
- Coached 15 all-conference selections (5 first team, 4 second team, 6 third team)
- Coached two C-USA Players of the Year (Will Barton, 2011-12; Joe Jackson, 2012-13), one C-USA Defensive Player of the Year (D.J. Stephens, 2012-13), one C-USA Newcomer of the Year (Elliot Williams, 2009-10), one C-USA Sixth Man of the Year (Chris Crawford, 2012-13) and three C-USA Tournament MVPs (Joe Jackson, 2011, 2012; Chris Crawford, 2013)
- Coached American Athletic Conference award winners Austin Nichols (Newcomer of the Year), Michael Dixon Jr. (Sixth Man of the Year) in 2013-14, Shaq Goodwin (Sportsmanship Award Winner) in 2014-15, and Dedric Lawson (Newcomer of the Year)
- Coached two NBA Draft selections (Elliot Williams, 2010; Will Barton, 2012)
- Signed five-straight, nationally-ranked recruiting classes, including the nation's No. 1 class in 2010 and No. 2 class in 2013
- Guided Memphis to a 31-5 overall record in 2012-13, only the sixth 30-win season in school history
- 2012-13 team swept the Conference USA regular season and tournament titles; posted a 16-0 regular-season record
- 2011-12 conference title sweep (regular season and tournament) made Memphis the only program from a top-10 rated conference in the nation to win the regular-season crown outright and also claim the tournament championship
- Directed the youngest squad in Memphis history (7th youngest in NCAA Division I that year) to the 2011 Conference USA Tournament title, the program's first league tournament championship won outside the Bluff City since 1987
- Has had four former assistant coaches go on to collegiate head coaching positions: Willis Wilson (Texas A&M-Corpus Christi), Jack Murphy (Northern Arizona), Jason Gardner (IUPUI), and Damon Stoudamire (Pacific). Additionally, former assistant coach Luke Walton spent over half of the 2015-16 NBA season as interim head coach of the Golden State Warriors.

In the Memphis and Mid-South Communities

- Active supporter of Memphis' area firefighters, police, military, and rescue units
- Gives talks to civic clubs, youth organizations and elementary schools throughout the Mid-South region
- Has been and continues to be active in his support of both children's hospitals in Memphis, Le Bonheur and St. Jude, as well as the Ronald McDonald House of Memphis
- Involved with the Child Advocacy Center, Wings Cancer Foundation Bet Against Breast Cancer, Life Choices and Make-A-Wish Foundation
- From 2012-15, was a part of the Infinity Coaches' Charity Challenge, a contest that raises financial support for coaches-selected charities
- Served as the 2012 Memphis Maccabi Games opening ceremonies speaker
- Served as the 2011 Mid-South Susan G. Komen Race for the Cure honorary chairperson



Memphis Assistant Coach (2008-09)

- Overall record: 33-4 (.892 winning percentage); 30-win season was program's fourth straight
- Helped lead Memphis to a sweep of the Conference USA regular season and tournament titles
- The Tigers posted a perfect 16-0 record in C-USA play for a third-consecutive year
- Memphis finished regular season ranked No. 3 in the final Associated Press Top-25 poll and No. 2 in the ESPN/USA Today coaches poll
- Memphis won a school season record 27 straight games
- The Tigers advanced to the NCAA Tournament Sweet Sixteen for a fourth-straight season
- Coached the consensus National Freshman of the Year (Tyreke Evans)
- Coached two 2009 NBA Draft selections (Tyreke Evans, Robert Dozier)

Arizona Assistant Coach (2002-08)

- Served as an assistant for six seasons under Hall of Fame head coach Lute Olson (2002-07) and Kevin O'Neill (2007-08)
- Overall record: 137-60 (.695 winning percentage); averaged nearly 23 wins per season
- Pac-10 Conference record: 73-35 (.676 winning percentage)
- Teams had five 20-win seasons, including a 30-win campaign in 2004-05
- Teams posted double-digit win seasons in Pac-10 Conference play five of the six seasons
- Teams won two Pac-10 Conference regular season titles
- Teams earned NCAA Tournament bids all six seasons and advanced to two Sweet Sixteens and two Elite Eights
- Coached four All-Americans (Luke Walton, Jason Gardner, Andre Iguodala, Salim Stoudamire)
- Coached 12 All-Pac-10 Conference selections (total of 17 times) and seven Pac-10 All-Freshman Team picks
- Coached eight players that were NBA Draft picks (Luke Walton, Andre Iguodala, Salim Stoudamire, Channing Frye, Hassan Adams, Marcus Williams, Jerryd Bayless, Chase Budinger)

In the Tucson Community

- Involved in a wealth of charitable organizations, including the Boys and Girls Clubs of Tucson, Boy Scouts of America, Leukemia and Lymphoma Society, Naval Special Warfare Foundation, Special Olympics and various local law enforcement support groups
- Named to the 2007 Tucson Business Edge's "40 Under 40," which recognizes local business leaders under 40 years of age; annual list not only recognizes recipients for professional success, but community involvement, public service and participation in trade groups or professional organizations

Arizona Staff Member (2000-02)

- Served on Lute Olson's staff as video coordinator/recruiting coordinator (2001-02) and undergraduate assistant (2000-01)
- Overall record: 49-16 (.754 winning percentage); posted back-to-back 20-win seasons
- Pac-10 Conference record: 27-9 (.750 winning percentage)
- Team won one Pac-10 Conference Tournament title (2002)
- Team earned consecutive NCAA Tournament berths and advanced to two Sweet Sixteens, one Elite Eight, one Final Four and one championship game
- 2000-01 team finished season as NCAA runner-up

Arizona Player (1996-2000)

- Named Academic All-Pac-10 second team as a senior in 2000
- Overall record: 104-27 (.794 winning percentage)
- Teams posted four-straight 20-win seasons, including a 30-win campaign in 1997-98
- Pac-10 Conference record: 56-16 (.778 winning percentage)
- Teams won two Pac-10 Conference regular season crowns (1997-98, 1999-2000)
- Teams earned four-straight NCAA Tournament berths, advancing to two Sweet Sixteens, two Elite Eights, one Final Four and one championship game
- 1996-97 team won the NCAA title
- Wildcats had a 42-0 record when Pastner played
- Dubbed the program's "shot specialist," worked with high-profile teammates (Mike Bibby, Miles Simon, Jason Terry, Richard Jefferson) on their shots and shooting motions
- Also assisted in breaking down tapes and scouting opponents

Other Items of Interest

- Earned his bachelor's degree in Family Studies from Arizona in 2.5 years (December of 1998 after enrolling in fall of 1996), which is the fastest an Arizona student-athlete has ever earned a degree
- Earned his master's degree in Teaching and Teacher education in just one year while at Arizona
- Earned his bachelor's degree without taking any summer classes; took as many as 33 hours during multiple semesters
- At the age of 21, applied for Prairie View's head coach position
- At the age of 19, applied for the Los Angeles Clippers head coach position
- At age of 16, organized and coached the Houston Hoops AAU summer program
- At age of 13, published the Josh Pastner Scouting Report, which provided scouting reports on local high school talent in the Houston area
- Has never had alcohol, coffee or soda to drink
- Has not used a curse word in his seven seasons as head coach

HEAD COACH JOSH PASTNER

PASTNER AT-A-GLANCE

PERSONAL

Birthdate: September 26
Hometown: Kingwood, Texas
High School: Kingwood
College: Arizona, 1998 (Bachelor's) Arizona, 1999 (Master's)
Family: wife, Kerri; daughters, Payten, Kamryn, and Harper; stepson, Ethan

COACHING HISTORY

2000-01: Arizona, Undergraduate Assistant Coach
2001-02: Arizona, Video Coordinator/Recruiting Coord.
2002-08: Arizona, Assistant Coach
2008-09: Memphis, Assistant Coach
2009-16: Memphis, Head Coach
2016-present: Georgia Tech, Head Coach

POST-SEASON HISTORY

2000-01: Arizona, NCAA Championship Game
2001-02: Arizona, NCAA Sweet Sixteen
2002-03: Arizona, NCAA Elite Eight
2003-04: Arizona, NCAA First Round
2004-05: Arizona, NCAA Elite Eight
2005-06: Arizona, NCAA Second Round
2006-07: Arizona, NCAA First Round
2007-08: Arizona, NCAA First Round
2008-09: Memphis, NCAA Sweet Sixteen
2009-10: Memphis, NIT Second Round
2010-11: Memphis, NCAA Second Round
2011-12: Memphis, NCAA Second Round
2012-13: Memphis, NCAA Third Round
2013-14: Memphis, NCAA Third Round
2016-17: Georgia Tech, NIT Championship Game

CONFERENCE TITLES

2001-02: Arizona, Pac-10 Conference (tournament)
2002-03: Arizona, Pac-10 Conference (regular season)
2004-05: Arizona, Pac-10 Conference (regular season)
2008-09: Memphis, C-USA (regular season/tournament)
2010-11: Memphis, C-USA (tournament)
2011-12: Memphis, C-USA (regular season/tournament)
2012-13: Memphis, C-USA (regular season/tournament)

PLAYING HISTORY

1996-2000: Arizona, Four-year letterwinner

POST-SEASON (Player)

1996-97: Arizona, NCAA Champion
1997-98: Arizona, NCAA Elite Eight
1998-99: Arizona, NCAA First Round
1999-2000: Arizona, NCAA Second Round

CONFERENCE TITLES (Player)

1997-98: Arizona, Pac-10 Conference (regular season)
1999-2000: Arizona, Pac-10 Conference (regular season)



PASTNER'S RECORD VS. ALL OPPONENTS

American Athletic	60-27
Cincinnati	2-4
Connecticut	2-6
East Carolina	9-3
Houston	7-4
SMU	4-6
Temple	3-3
Tulane	9-3
Tulsa	7-3
UCF	13-1
USF	4-1

American Athletic	60-27
George Washington	1-0
Massachusetts	0-1
Saint Louis	0-1
VCU	1-1

American Athletic	60-27
Atlantic Coast	12-15
Boston College	1-0
Clemson	1-1
Duke	0-1
Florida State	1-0
Louisville	2-3
Miami, Fla.	2-1
North Carolina	1-0
NC State	1-1
Notre Dame	1-1
Pittsburgh	1-1
Syracuse	1-2
Virginia	0-2
Virginia Tech	0-1
Wake Forest	0-1

American Athletic	60-27
Atlantic Sun	5-0
Lipscomb	3-0
North Florida	1-0
USC Upstate	1-0

American Athletic	60-27
Big 12	1-7
Baylor	0-1
Kansas	0-2
Oklahoma	0-1
Oklahoma State	1-2
TCU	0-1

American Athletic	60-27
Big East	2-4
Georgetown	0-3
St. John's	1-0
Xavier	1-1

American Athletic	60-27
Big Ten	4-4
Indiana	1-0
Michigan	0-1
Michigan State	0-1
Minnesota	0-1
Ohio State	1-0
Penn State	0-1
Rutgers	2-0

American Athletic	60-27
Big Sky	1-0
Montana State	1-0

American Athletic	60-27
Big West	1-0
CSU Bakersfield	1-0

American Athletic	60-27
Conference USA	34-6
Charlotte	1-0
Louisiana Tech	1-0
Marshall	7-1
Rice	3-1
Southern Mississippi	10-1
UAB	8-0
UTEP	3-3
Western Kentucky	1-0

American Athletic	60-27
Horizon League	1-0
Oakland	1-0
Ivy	1-0
Harvard	1-0

American Athletic	60-27
Metro Atlantic	2-0
Marquette	1-0
Siena	1-0

American Athletic	60-27
Mid-American	1-1
Ohio	1-1

American Athletic	60-27
Mid-Eastern Athletic	2-0
North Carolina A&T	1-0
North Carolina Central	1-0

American Athletic	60-27
Missouri Valley	3-1
Bradley	1-0
Indiana State	1-0
Northern Iowa	1-0
Wichita State	0-1

American Athletic	60-27
Northeast	1-0
Robert Morris	1-0

American Athletic	60-27
Ohio Valley	14-1
Austin Peay	4-0
Belmont	2-0
Jacksonville State	1-0
Murray State	0-1
Southeast Missouri	3-0
Tennessee State	1-0
Tennessee Tech	2-0
Tennessee-Martin	2-0

American Athletic	60-27
Pac-12	0-1
Arizona	0-1

American Athletic	60-27
Patriot League	1-0
Loyola, Md.	1-0

American Athletic	60-27
Southeastern	5-8
Florida	0-1
Georgia	0-1
LSU	2-0
Mississippi	1-2
South Carolina	0-1
Tennessee	3-3

American Athletic	60-27
Southern	2-0
Samford	1-0
Wofford	1-0

American Athletic	60-27
Southland	8-1
Central Arkansas	1-0
Houston Baptist	1-0
Nicholls	2-0
Northwestern State	2-0
Sam Houston State	1-0
Stephen F. Austin	0-1
Texas A&M-Corpus Christi	1-0

American Athletic	60-27
Southwestern Athletic	8-0
Alcorn State	1-0
Grambling State	1-0
Jackson State	3-0
Prairie View A&M	1-0
Southern	2-0

American Athletic	60-27
Summit League	5-0
IUPUI	2-0
Oral Roberts	2-0
Western Illinois	1-0

American Athletic	60-27
Sun Belt	4-1
Arkansas-Little Rock	2-0
Arkansas State	2-0
UT-Arlington	0-1

American Athletic	60-27
West Coast	3-2
Gonzaga	2-2
Saint Mary's	1-0

American Athletic	60-27
Division II	1-0
LeMoyne Owen	1-0
Shorter	1-0
Tusculum	1-0

American Athletic	60-27
Division III	1-0
Centenary	1-0

PASTNER'S CAREER EXPERIENCE

Year	Position	School	Overall		Conference		Notable
			W-L	Pct.	W-L	Pct.	
1996-97	Player	Arizona	25-9	.735	11-7	.611	NCAA Champion
1997-98	Player	Arizona	30-5	.857	17-1	.944	Pac-10 Champ (R); NCAA Elite Eight
1998-99	Player	Arizona	22-6	.786	13-5	.722	NCAA First Round
1999-00	Player	Arizona	27-7	.794	15-3	.833	Pac-10 Champ (R); NCAA Second Round
2000-01	Assistant#	Arizona	25-6	.806	15-3	.833	NCAA Title Game
2001-02	Video*	Arizona	24-10	.706	12-6	.667	Pac-10 Champ (T); NCAA Sweet 16
2002-03	Assistant	Arizona	28-4	.875	17-1	.944	Pac-10 Champ (R); NCAA Elite Eight
2003-04	Assistant	Arizona	20-10	.667	11-7	.611	NCAA First Round
2004-05	Assistant	Arizona	30-7	.811	15-3	.833	Pac-10 Champ (R); NCAA Elite Eight
2005-06	Assistant	Arizona	20-13	.606	11-7	.611	NCAA Second Round
2006-07	Assistant	Arizona	20-11	.645	11-7	.611	NCAA First Round
2007-08	Assistant	Arizona	19-15	.559	8-10	.444	NCAA First Round
2008-09	Assistant	Memphis	33-4	.892	16-0	1.000	C-USA Champ (R/T); NCAA Sweet 16
2009-10	Head Coach	Memphis	24-10	.706	13-3	.813	NIT Second Round
2010-11	Head Coach	Memphis	25-10	.714	10-6	.625	C-USA Champ (T); NCAA Second Round
2011-12	Head Coach	Memphis	26-9	.743	13-3	.813	C-USA Champ (R/T); NCAA Second Round
2012-13	Head Coach	Memphis	31-5	.861	16-0	1.000	C-USA Champ (R/T); NCAA Third Round
2013-14	Head Coach	Memphis	24-10	.706	12-6	.667	NCAA Third Round
2014-15	Head Coach	Memphis	18-14	.563	10-8	.556	American Conference First Round
2015-16	Head Coach	Memphis	19-15	.559	8-10	.444	American Conference finals
2016-17	Head Coach	Georgia Tech	21-16	.568	8-10	.444	NIT Finals
Memphis Totals (HC/AC)			200-77	.745	98-36	.726	7 conference titles (3 R/4 T), 5 NCAA, 1 Sweet 16, 1 NIT
Arizona Totals (Staff/Player)			290-103	.722	156-59	.726	5 conference titles (4 R/1 T), 12 NCAA, 6 Sweet 16, 5 Elite Eight, 2 Final Four, 2 NCAA title games, 1 NCAA title
Totals			490-180	.731	254-95	.728	

R — denotes conf. regular season title, T — denotes conf. tournament title
* also served as recruiting coordinator, # undergraduate assistant coach

BASKETBALL STAFF

TAVARAS HARDY

Assistant Coach

Tavaras Hardy, a Division I assistant coach for 10 years at Georgetown and Northwestern, joined the Georgia Tech staff as an assistant coach on May 6, 2016.

Hardy, 38, a former All-Big Ten player and assistant coach at Northwestern, came to Atlanta following a three-year stint on the staff of John Thompson III at Georgetown, where the Hoyas won 55 games over three seasons and went to the NCAA Tournament third round in 2015.

In his first year at Tech, he has helped spearhead Tech's first recruiting class with the signing of point guard Jose Alvarado and wing Curtis Hayward II.

"Tavaras is a tremendous addition to our staff," said Pastner. "He has played and worked at two tremendous institutions in Georgetown and Northwestern, and is very good with player development and talent evaluation. He has built excellent relationships in recruiting and coaching. He worked in wealth management while coaching early in his career, which provides an interesting dimension to his background."

In his time at Georgetown, Hardy worked primarily with the wings and post players. He helped freshman Jessie Govan earn Big East Conference all-freshman honors in 2015-16. Isaac Copeland and L.J. Peak achieved Big East Conference all-freshman honors in 2014-2015 with his assistance. Hardy also helped bring in a pair of recruiting classes that were ranked among the top-20 nationally, including the 2015 class that was ranked as high as No. 4 in the country. He led the recruitment for Govan from New York City, rated the 40th best prospect nationally in the class of 2015. In 2014, he landed Paul White out of Chicago, who was rated as the 34th best prospect in the country.

"I'm honored and excited to join Josh Pastner's staff at Georgia Tech," said Hardy. "Coach Pastner's positive personality is contagious. He has the energy, experience and vision to lead this program to the highest level of success in college basketball. It is incredible when you combine that with the fact that Georgia Tech is an institution of academic excellence and athletic tradition, competing for ACC basketball championships, all while being in the great city of Atlanta. Through Coach Pastner's leadership, we will work tirelessly to show talented young men why Georgia Tech is the best place to fully develop both on and off the basketball court."

Hardy joined the Georgetown staff after seven seasons on the staff at Northwestern, where he helped lead the Wildcats to four consecutive postseason appearances (2009-12) and to consecutive school record 20-win seasons in 2009-10 and again in 2010-11. He served as the team's associate head coach the last two years.

Recognized as an outstanding recruiter, Hardy helped mentor John Shurna during his record-breaking career as he became a first-team All-Big Ten selection, the conference's leading scorer and Northwestern career leader in scoring. In addition, Drew Crawford was named the 2010 Big Ten Freshman of the Year by the league's media members. He also recruited JerShon Cobb, 2010 Metro-Atlanta Player of the Year and Georgia class AAA state champion from Columbia High School in Decatur, Ga.

Prior to NU, Hardy spent three years as a head coach for the Illinois Defenders boys' basketball program. Among their many accomplishments, his under-16 team captured the championship of the 2005 Las Vegas Main Event tournament with a perfect 7-0 record. During that same time period, Hardy also worked in wealth management at JPMorgan Chase and Co.

A native of Joliet, Ill., Hardy was a four-year letterwinner and three-time most valuable player at Northwestern from 1998-2002. He earned All-Big Ten honors twice, ranks second in games played and is among the top 20 in seven major categories at the school. Hardy graduated from Northwestern in 2002, earning his bachelor of arts degree in political science.

Hardy and his wife Billée are the proud parents of Mariah (9), Jasmine (5) and TJ (2).



DARRYL LABARRIE

Assistant Coach

Darryl LaBarrie, a former Georgia Tech assistant coach and player with deep Atlanta roots, returned to his alma mater's basketball staff as an assistant coach in May of 2016.

The Decatur, Ga., native helped fuel the success of the 2016-17 Yellow Jackets with his work developing freshman guard Josh Okogie, named to the ACC's All-Freshman team and junior Tadic Jackson, who receive votes as the ACC's top sixth man.

LaBarrie joined head coach Josh Pastner's staff following a successful five-year stint on the staff at Georgia State with the 2015-16 season, in which the Panthers won two Sun Belt Conference regular-season titles and averaged more than 20 wins a season. Prior to his arrival at GSU five years ago, LaBarrie spent the previous two seasons on the staff at Georgia Tech under Paul Hewitt, where his primary responsibilities were recruiting and developing the perimeter players.

"I'm excited that Darryl is back at Georgia Tech," said Pastner. "He has spent most of his playing and coaching career in his hometown, and he knows this area and as well as anyone. He's a tremendous coach, and he knows what Georgia Tech is all about. His high level of character and integrity will add a lot to this program."

LaBarrie helped Georgia State to two of its most successful seasons in program history between 2013 and 2015. To go along with that, Georgia State won more games over the last five years than at any other stretch in program history.

"I'm ecstatic about the opportunity to work with Coach Pastner, who is one of the hardest workers and brightest minds in college basketball," said LaBarrie. "Georgia Tech is one of the premier programs in the country historically and a place that I call home. I will work tirelessly to help get the program back to the level of national prominence that it once enjoyed."

During the Panthers' successful two-year run, Georgia State won 25 games each year, one of just 20 programs in the country to accomplish the feat. It was capped in 2014-15 with a win over No. 3-seed Baylor in the NCAA tournament as the Panthers advanced to the third round for just the second time in school history. Georgia State won both the Sun Belt regular season and tournament titles on the way to the postseason.

The 2013-14 season saw the Panthers win 25 games, win the Sun Belt regular season title and advance to the post-season NIT for just the second time in school history.

In 2012-13, he oversaw the recruitment and signing of R.J. Hunter, who went on to be a two-time Sun Belt Player of the Year and receive AP All-America honorable mention recognition in each of the last two seasons. He also recruited Ryan Harrow, a Parade first-team All-American and Georgia Gatorade Player of the Year, to play at Georgia State, and Manny Atkins, a top-60 recruit out of high school. Harrow was a two-time All-Sun Belt first-team member.

In his first season with the Panthers, LaBarrie helped the squad to 22 wins, and the second round of the CollegeInsider.com Postseason Tournament. GSU finished among the top 20 in the NCAA in scoring defense, defensive field-goal percentage, blocked shots and steals.

In 2015-16, Georgia State earned its third straight winning season, the second-longest streak in program history, going 16-14. The Panthers opened non-conference play 7-2, the third-best start in program history.

In his first season with the Yellow Jackets (2009-10), LaBarrie helped Tech a 23-13 record and the second round of the NCAA tournament. Tech nearly won the ACC tournament, falling to Duke 65-61 in the championship.

During his second season, LaBarrie continued to oversee the development of Iman Shumpert, who led the Yellow Jackets in scoring, rebounds and assists and was named All-ACC second-team as well as the conference's all-defensive team.

Prior to his stint with the Yellow Jackets, LaBarrie spent two seasons as an assistant coach at East Carolina. LaBarrie helped the Pirates produce the top two three-point shooting seasons in school history and ranked first or second in Conference USA in that category in his two seasons. During the 2008-09 season, ECU made a school-record 261 treys, breaking the mark established the previous year.

A 2001 graduate of Georgia Tech, LaBarrie spent the 2006-07 season as an assistant coach at Campbell. Prior to joining the Camels' staff, he served as a coach with the highly regarded Atlanta Celtics AAU program. He also worked as a regional NBA scout for Marty Blake's Court Report while serving as an assistant coach at Stone Mountain (Ga.) High School.

LaBarrie earned his master's degree in sports administration from Georgia State in 2005 while serving as a graduate assistant at Tech. He worked one year in general athletics administration (2003-04), then the following year with the men's basketball program (2004-05).

LaBarrie earned three letters at Georgia Tech, playing two years under Bobby Cremins and one season for Hewitt. He helped lead the Yellow Jackets to the 2001 NCAA tournament and received his B.S. in management that year.

He began his collegiate career at Florida A&M, where he earned Mid-Eastern Athletic Conference All-Rookie team honors as a freshman before transferring to Tech.

LaBarrie was named first-team all-state and Dekalb County Player of the Year as a senior when he led Tucker High School to a state title.

LaBarrie and his wife, Aisha, are the parents of three daughters, Sydney, Kai and Diarra.



BASKETBALL STAFF

ERIC REVENO

Assistant Coach

Eric Reveno, who recently completed a 10-year run as the head coach at the University of Portland, joined Josh Pastner's men's basketball staff at Georgia Tech as assistant coach on May 6, 2016.

The former post player oversaw one of the Yellow Jackets' great successes in 2016-17 in the development of 6-10 center Ben Lammers, who became a second-team All-ACC performer and the conference's defensive player of the year.

Reveno spent 10 years spearheading a rebuilding effort at Portland in which the Pilots played in four CollegeInsider.com Postseason Tournament (CIT) during his tenure and had a three-year span where the Pilots averaged 20 wins from 2008-10. Reveno was named the WCC Coach of the Year in 2009 after leading Portland to back-to-back third-place finishes in the league standings. The Pilots were also one of the best three-point shooting teams in the nation during Reveno's term.

"Eric is known as one of the great developers of big men in the country and a great addition to our staff," said Pastner. "He worked at Pete Newell's Big Man Camp for seven years, and he was on the staff at Stanford during a time when they recruited and developed a number of tremendous big men and were highly successful. He's got a tremendous IQ for the game of basketball and a high level of character."

Twenty Pilots were named to All-WCC teams since 2007, including eight first-team selections, and 16 of the program's graduates since 2009 have gone on to play professionally. Reveno finished with a 140-178 overall record, including a 60-95 mark in West Coast Conference games.

Off the court, the Pilots had 16 WCC All-Academic team selections under Reveno. The team boasted a 100 percent graduation rate, a near-perfect rating in the NCAA's Academic Progress Rate, and 20 Academic All-WCC selections since 2007.

"I am very excited and grateful to be joining Josh Pastner's staff at Georgia Tech," said Reveno. "I have known Coach Pastner since he was a player at Arizona, and he has impressed at every stage of his career. His commitment and passion for helping each student-athlete become the best he can be and building a championship team is infectious. To be able to join him, at one of the nation's top academic institutions, competing in the best league in college basketball, is an opportunity of a lifetime."

Voted one of the Top 25 Recruiters in the nation by rivals.com in 2006, Reveno has a track record of player development, and respects the role of the student-athlete. He built the foundation for future success through quality recruiting and an emphasis on development, both on the court and in the weight room.

Long recognized as a leader in the use of sports performance analysis technology, Reveno spoke in Sydney, Australia during the fall of 2008 at a worldwide summit hosted by SportsTec, one of the foremost providers of video and technology solutions to the international sports community. The cutting edge approach to technology became a staple of the Pilot program in teaching, player development and recruiting. As a result, Reveno was the lone representative from the United States asked to speak to an audience of performance professionals from some of the top sports leagues and organizations in the world. Dave Telep, ESPN.com Senior Recruiting Analyst, said that, "Reveno is unofficially the most technologically advanced man we've met in college basketball. His new I-Phone is wired up to the point where he's got his recruiting database, clips of his offense, directions to gyms in Vegas AND his favorite Johnny Cash songs all in one."

An imposing 6-foot, 8-inch figure, Reveno developed a passion for a disciplined style of play reminiscent of his formative coaching years as an assistant under legendary coach Mike Montgomery at Stanford. He also credits Dr. Tom Davis, the man who recruited and coached him at Stanford his first two years, and legendary coach Pete Newell as major influences on his coaching style. Reveno served as an assistant coach under Montgomery at Stanford for seven years before being promoted to associate head coach during the 2004-05 season alongside Trent Johnson.

A post player for the Cardinal in the late '80s under both Davis and Montgomery, Reveno helped coach his alma mater to seven 20-win seasons, three 30-win seasons, eight NCAA Tournament appearances, an NCAA Final Four in 1998, three years with a No. 1 national ranking and four Pacific-10 Conference Championships. He played in 116 games during his career at Stanford (1985-87, 89), including 30 games as a starter during his senior season. He was a two-time team captain and averaged 9.4 points and 5.1 rebounds per game as a senior, helping the Cardinal to a 26-7 record (15-3 mark in the Pac-10) and a No. 12 national ranking. The Cardinal advanced to the NCAA Tournament, Stanford's first appearance in the tourney since 1942.

Reveno recruited and coached numerous outstanding frontline players for the Cardinal, including Mark Madsen, Jarron Collins, Jason Collins, Curtis Borchardt, Tim Young, Rob Little, Justin Davis and Matt Haryasz. He was also a prominent staff member at the nationally renowned Pete Newell Big Man Camp from 1998-2004. Seven players under Reveno's tutelage at Stanford went on to play in the NBA.

After graduating from Stanford in 1989 with a degree in economics, he spent four years playing professional basketball in Japan. He returned to Stanford and obtained his masters degree in business administration in 1995. Prior to joining the Stanford coaching staff in 1997, he served as president for two years of Riekes Center in Menlo Park, a non-profit mentoring organization that works with athletes of all ages.

Reveno was born in Stanford, Calif. on March 12, 1966 and attended The Menlo School. He and his wife, Amanda, have two children: Katie (14) and Andrew (11).



MARIO WEST

Director of Player Personnel

A veteran of four years in American professional basketball and five seasons overseas, former Georgia Tech standout Mario West joined the Yellow Jackets' basketball staff as director of player personnel in May of 2016.

West serves as the basketball staff's liaison with academic services, campus housing and dining, media and marketing, and also spearheads the program's outreach to former players.

A 6-5 guard, West was an undrafted free agent signee of the Atlanta Hawks after his Tech career and played three seasons for the team, then spent part of the 2010-11 season with the New Jersey Nets. He played a total of 162 NBA games, and also played 53 games over two seasons with the Maine Red Claws in the NBA Developmental League.

From there, West played five years with professional teams in the Dominican Republic, Italy, the Philippines, Mexico, France and Argentina. He was named MVP of the Dominican Republic league finals in 2010, and helped the Boulogne Sur Mere team to the French second division league title in 2014.

The native of Douglas, Ga., came to Tech as a non-scholarship player and played on three NCAA Tournament teams, including the Tech team that played for the national championship in 2004. In four seasons from 2003-07, West played in 103 games, starting 21, and averaged 3.2 points and 2.3 rebounds. He achieved career highs in 2005-06 with 5.2 points and 2.6 rebounds per game while hitting 48.3 percent of his field goals. He served as team captain as a senior and ranks 20th on Tech's all-time list for steals. Immediately following his Tech career, he participated in and won the NCAA Slam Dunk championship that is staged at the Final Four site each year.

West earned his bachelor of science degree in business management from Tech in 2007, and during his post-graduate career, he has served as a coach at numerous youth camps in countries where he has played, as well as those conducted in Atlanta by Georgia Tech and the Atlanta Hawks.

West has co-authored a book with Shakyna Bolden, entitled "Defend the Dream, 20 ways to win the game of your dream," based on West's journey to the NBA, to be published later in 2016.



JULIAN SWARTZ

Director of Recruiting and Compliance

An eight-year veteran of NCAA Division I men's basketball, Julian Swartz joined Georgia Tech's men's basketball staff as director of operations in May, 2016, after four years with head coach Josh Pastner at Memphis, where he served stints as assistant director of operations, director of player development and interim assistant coach.

Swartz received a new title in August of 2017, director of recruiting and compliance, which better reflects his duties on the staff, which includes serving as the staff liaison with compliance, coordinating on-campus recruiting operations and summer camps.

During his time at Memphis, the Tigers compiled a 92-44 overall record while transitioning to the American Athletic Conference from Conference USA.

Prior to Memphis, Swartz spent three years as a graduate assistant at Marquette (2005-08) with head coach Tom Crean and one as an intern at Indiana (2008). Among his duties at Marquette were assisting in the areas of video, scouting reports, statistics, student-athletes' academic progress, on-campus recruiting visits and coordinating summer camps. He also assisted in player development, working with All-Big East honorees Lazar Hayward, Dominic James, Wesley Matthews, Jerel McNeal and Steve Novak. Novak, Matthews, McNeal, and Hayward have all played in the NBA. In those three seasons, the Golden Eagles posted a 69-31 overall record and a 31-19 Big East Conference mark and earned three NCAA Tournament berths.

From 2009-12, he served as a counselor in the West Allis/West Milwaukee school district, counseling kids and teaching character education, while also serving as an assistant coach for the Waukesha South High School varsity hoops squad (2003-05, 2009-11) along with coaching youth basketball (2009-12).

A native of Waukesha, Wis., Swartz graduated from Carroll College in 2005 with a bachelor's degree in psychology. He earned his master's degree in school counseling in 2008 from Marquette, which made him the recipient of the 2016 Marquette University Alumni Counselor Education and Counseling Psychology Achievement Award.

A successful high school player, Swartz scored 2,123 points in his career, was a first-team all-state selection three times and was named the 1999 Associated Press Wisconsin High School Player of the Year along with being named academic all-state. He began his collegiate playing career at the University of Wisconsin in 1999-2000 and was a member of the Badgers squad that advanced to the 2000 NCAA Final Four.



BASKETBALL STAFF

DAN TAYLOR

Player Development Coach

Dan Taylor joined the Georgia Tech staff as player development coach for men's basketball in May of 2016 following a nine-year term as the head strength and conditioning coach at Siena College in Loudonville, N.Y.

Taylor coordinates and implements the player development program for the Yellow Jackets' men's basketball and men's tennis teams. At Siena, he oversaw the strength and conditioning efforts for all of Siena's Division I varsity programs and over 350 student-athletes from September, 2006, to the present, promoted to the position after joining the Siena staff as an assistant strength coach.

As an assistant at Siena, Taylor's duties included creating and executing strength programs for the women's golf team, assisting in the creation and implementation of Siena College's Strength Camps for high school athletes and working with a variety of athletes from Siena's sports programs.

Alongside his duties as assistant strength and conditioning coach at Siena, Taylor also served as assistant fitness director for Gold's Gym in Clifton Park. In this capacity, Taylor has worked with myriad of athletes, ranging from youth football players to professional basketball players from the USBL (United States Basketball League).

Prior to his appointment as assistant strength and conditioning coach, Taylor developed and implemented conditioning programs for The College of Saint Rose men's and women's basketball teams, the women's volleyball and baseball teams.

Taylor is a member of the National Strength and Conditioning Association, and is certified by that organization (as a strength and conditioning specialist) as well as the National Academy of Sports Medicine (performance enhancement specialist) and the American Heart Association (AED certified).

Taylor graduated cum laude from Franklin Pierce College in 2002, where he earned his bachelor of arts degree. In 2006, Taylor received his masters of science in exercise science and performance enhancement from the California University of Pennsylvania, where he graduated summa cum laude, and completed his second masters of science in exercise science with a focus in strength and conditioning from Edith Cowan University based in Perth, Western Australia in 2011. He is currently working toward a doctorate degree in performance psychology at Grand Canyon University. Taylor co-authored a 2014 book entitled, "Conditioning to the Core," and authored its companion educational correspondence course and webinar.

Taylor and his wife Erin have two children, 6-year-old twins Jackson and Lorelai.



TYLER BENSON

Director of Scouting

After spending two seasons at Memphis as the Tiger's video coordinator under Josh Pastner, Tyler Benson joined Pastner's staff at Georgia Tech in a similar role as director of scouting in May, 2016.

As he did at Memphis (2014-16), Benson oversees all the team's video operations and manages the collection and analysis of video to assist the coaching staff in its scouting and keeping the program's video and computer equipment up-to-date. He also manages the team's equipment and apparel.

Benson moved into that position after one year (2013-14) as a graduate manager at Ole Miss, where he assisted head coach Andy Kennedy's staff with practice and the scout team, oversaw the team's undergraduate student assistants and assisted the video coordinator with breaking down tape and drafting scouting reports.

Prior to that, Benson was a coach for four seasons, first as an assistant coach at West Virginia Wesleyan (2009-10) and then for three years at St. John's Northwestern Military Academy (2010-13) in Delafield, Wis., helping 32 Lancers earn NCAA Division I scholarships.

A native of Morgantown, W.Va., Benson earned four letters playing basketball at St. Bonaventure, serving as the Bonnies' team captain as a senior, and graduated in 2009 with a bachelor's degree in business administration/management sciences.



RICHARD STEWART

Athletic Trainer

Richard Stewart joined the Georgia Tech Athletic Association staff in August 2007 as assistant athletic trainer for men's basketball. He also oversees men's and women's tennis.


Stewart came to Georgia Tech from Virginia Tech, where he was an assistant athletic trainer for football as well as a graduate assistant athletic trainer for football and men's soccer before working for the Hokies in a full-time capacity. During his time at Virginia Tech, he also served as assistant athletic trainer for the Cologne Centurions of NFL Europe.

He graduated from Salisbury University in 2005 with a bachelor's degree in athletic training and earned his master's in health promotion and physical education in 2006 from Virginia Tech.


Stewart is a NATABOC Certified Athletic Trainer. He is a member of the National Athletic Trainer's Association, Southeast Athletic Trainers' Association, and the Georgia Athletic Trainers' Association, and he is licensed by the state of Georgia as an athletic trainer.




PLAYERS & STAFF



Ellie Cantkier
Program and Operations
Manager




Whitney Burton
Asst. Director Academic Services




Mary Kate Olszewski
Academic Coordinator




Dr. Angelo Galante
Team Physician




Dr. Aaron King
Team Dentist




Bryan Elliott
Assoc. Dir. Facilities & Events




Hayden Sheridan
Graduate Assistant




Shawn Valentine
Graduate Assistant




Mike Stamus
Assoc. Dir. Communications



Phil Lewicki
Asst. Dir. Marketing & Promotions



Andy Demetra
Director of Broadcasting



Andy Blanton
Assistant AD/Video Operations

ADMINISTRATION

DR. G.P. "BUD" PETERSON

President

G.P. "Bud" Peterson was appointed as the 11th president of Georgia Tech on April 1, 2009. Under his leadership, Georgia Tech has developed and begun the implementation of a 25-year strategic plan, exceeded the \$1.5 billion goal for Campaign Georgia Tech by 20 percent, grown innovative collaborations and strategic partnerships, expanded the campus infrastructure, attracted startups and established companies to Tech Square, and increased national and global visibility. Notably in that time, applications have tripled, and enrollment has increased by 23 percent.

Peterson came to Georgia Tech from the University of Colorado at Boulder, where he served as chancellor. Prior to that, he served as provost at Rensselaer Polytechnic Institute in New York, and for 19 years on the faculty and in leadership positions at Texas A&M University. He has worked for NASA and the National Science Foundation (NSF).

Throughout his career, Peterson has played an active role in helping establish the national education and research agendas, serving on many industry, government, and academic task forces and committees. He has served on a number of national accreditation agencies, with a focus on improving and assessing outcomes for higher education. He also has served on congressional task forces, research councils, and advisory boards, including the Office of Naval Research, the National Aeronautics and Space Administration, the Department of Energy, the National Research Council, and the National Academy of Engineering.

A distinguished scientist, he was appointed in 2008 by President George W. Bush, and again in 2014 by President Barack Obama, as a member of the National Science Board, which oversees the NSF and advises the U.S. president and Congress on national policy related to science and engineering research and education. In 2010, he was named by U.S. Secretary of Commerce Gary Locke as a member of the National Advisory Council on Innovation and Entrepreneurship. President Obama appointed him to the Advanced Manufacturing Partnership (AMP) steering committee in 2011, and to the AMP 2.0 steering committee in 2013. He is a member of the board of directors of the Association of American Universities. In August 2016, he became chair of the NCAA Board of Governors, the NCAA's highest governing body.

Peterson, a fellow of both the American Society of Mechanical Engineers (ASME) and the American Institute of Aeronautics and Astronautics (AIAA), received the AIAA Distinguished Service Award in 2011. His research has focused on phase change heat transfer in both the cooling of electronic devices and spacecraft thermal control. He is widely published, authoring or co-authoring 16 books or book chapters, 210 refereed journal articles, and more than 170 conference publications. He also holds a total of 13 patents, with one pending.

Peterson earned a bachelor's degree in mechanical engineering, a second bachelor's degree in mathematics, and a master's degree in engineering, all from Kansas State University. While at Kansas State, he lettered three years as a tight end/wide receiver for the Wildcats. He earned a Ph.D. in mechanical engineering from Texas A&M University. He and his wife, Val, have four adult children, two of whom are Georgia Tech alumni.



TODD STANSBURY

Director of Athletics

Georgia Institute of Technology introduced former Tech football player Todd Stansbury as the Institute's ninth director of athletics on Sept. 22, 2016.

Since officially arriving back on The Flats on Nov. 28, 2016, Stansbury has identified four strategic priorities for Georgia Tech athletics:

- define the GT athletics brand;
- establish the internal culture;
- align the internal structure;
- generate new revenue.

To assist in achieving his strategic goals, Stansbury established two new offices within the athletics department — the office of brand and ideation, which works to identify and tell the story of the Yellow Jackets' brand, and the office of innovation, which oversees Georgia Tech's efforts to build on its status as college athletics' leader in innovation, particularly through collaboration and partnerships within the Institute and innovation hubs throughout Atlanta.

He has also enlisted the help of prominent former Georgia Tech student-athletes that are now leaders in their fields. Examples include Stansbury's former teammate Sam Bracken, a New York Times best-selling author and renowned executive coach that has worked with Stansbury and the athletics department to establish a strong internal culture and identify strategic priorities, and volleyball alum Jaime Weston, the National Football League's senior vice president for marketing, creative and branding who is assisting with the Jackets' brand-identification efforts.

Prior to his return to Georgia Tech in 2016, Stansbury served as Oregon State's athletic director since June 2015, which followed a nine-year stint as the university's executive associate athletic director (2003-12). During his time at Oregon State, Stansbury was part of a senior management team that raised \$150 million for a football stadium expansion, in addition to fundraising for the construction of a sports performing center. He also was part of a team that established several career development initiatives for student-athletes.

Stansbury's resume also includes roles as athletic director at the University of Central Florida (2012-15) and East Tennessee State University (2000-03). He was Georgia Tech's assistant athletic director for academics from 1988-1995 under legendary A.D. Homer Rice.

Stansbury grew up in Canada. When he was 10 years old and on vacation with his family in Florida, he befriended several Georgia Tech football players staying at the same hotel. During the drive back home to Ontario, his family stopped on campus to see a practice. That's when Stansbury knew he wanted to play football on The Flats.

The dream came true and he earned varsity letters while at Georgia Tech from 1980-84 as a middle linebacker and on special teams for head coach Bill Curry. He was selected in the third round of the Canadian Football League draft by the Saskatchewan Roughriders in 1984.

As the ninth director of athletics in Georgia Tech history, he follows in the footsteps of storied names such as Rice, John Heisman and Bobby Dodd. He was hired following a national search that began in August 2016 when Mike Bobinski accepted the athletics director position at Purdue University. A nine-member search committee led by Georgia Tech Foundation President Al Trujillo identified candidates. The search process was assisted by Turnkey Search.

"Todd Stansbury is committed to athletes' success both on and off the field," Georgia Tech president Dr. G.P. "Bud" Peterson said at the time of Stansbury's hire. "His global perspective and leadership experience in athletics and development, combined with a lifelong passion for Georgia Tech, make him the ideal candidate. I believe this is one of those rare golden moments in life where opportunity meets ambition. We welcome him home."

"I am honored and humbled to have the opportunity to return to Georgia Tech, a place that has played such a large role in my life and the place responsible for opening up a world to me that I didn't even know existed," Stansbury said. "I am thankful to President Peterson and the selection committee for providing me this opportunity."

Stansbury and his wife, Karen, who were married inside Georgia Tech's Arthur B. Edge Intercollegiate Athletics Center, reside in Atlanta. After they were married in 1995, the couple traveled the world for 18 months before returning to the United States.



ADMINISTRATION

DR. CHARLES L. ISBELL, JR.

Faculty Athletics Representative

Charles Isbell, senior associate dean and professor in the College of Computing, was named faculty athletics representative (FAR) to the Georgia Tech Athletic Association on June 6, 2017.

The FAR serves as the liaison between the Institute and the Athletic Association on issues regarding rules compliance, developments at the National Collegiate Athletic Association (NCAA), and activities related to Atlantic Coast Conference (ACC) membership.

"Charles is an engaged leader and innovator at Georgia Tech in numerous areas, and we are very fortunate that he has agreed to add the role as the Institute's new faculty athletics representative to his responsibilities," said Peterson.

Isbell has been a faculty member at Georgia Tech since 2002, but first came to Tech as a student to earn his bachelor's degree in computer science. He also holds a Ph.D. in computer science from the Massachusetts Institute of Technology.

His first institutional service role at Tech was with the Institute Undergraduate Curriculum Committee, where he worked with student-athletes returning to finish their degrees.

"Since the very beginning of being here as a faculty member, I've been interested in the way student-athletes interact with the rest of the institution," he said.

Isbell hopes to continue events that DesRoches organized to facilitate faculty and student-athlete interaction. He also hopes to serve as a bridge for faculty members to pursue more research endeavors with the Athletic Association.

"I can't tell you the number of conversations I've had with faculty members who have been interested in working with athletics, but weren't sure how to go about doing it," he said. "I'm going to put energy into making those connections."

For Isbell, understanding the experience of student-athletes is paramount to success in higher education. Athletic achievements can elevate a university's profile to prospective students, and student-athletes' relationship to the university is one that can be used as a model for the broader campus community.

"Anyone interested in higher education and how it has to grow and change has to understand how Division I athletics works at a university," he said. "As higher education changes, we have to think of ourselves more as a community and consider what lets people build connections and keep coming back. It's going to have to happen with all students, faculty, and staff, and athletics can be an example of how to do that well."

"I want the student-athletes to know I am here for them, and I intend to talk with them and be a resource for them," he said. "I want them to know that and believe it, and know that I take it very seriously."

Isbell's research focuses on statistical machine learning and interactive artificial intelligence. He teaches several courses both to on-campus students and to students around the world in Tech's Online Master of Science in Computer Science program. His three-year term as FAR began on July 1, 2017.




Mark Rountree
Deputy Director of Athletics




Ayo Taylor-Dixon
Senior Associate AD
External Operations



Jack Thompson
Senior Associate AD
Development



Joeleen Akin
Associate AD/Sr. Woman Adm.
Student-Athlete Development



Shoshanna Engel
Associate AD
Compliance



Derek Grice
Associate AD
Facilities, Operations and Events




Jim Hall
Associate VP/Associate AD
Development



Jeff Keisler
Associate AD
Annual Giving and Engagement



Phyllis LaBaw
Associate AD
Student Services




Marvin Lewis
Associate AD
Finance and Administration



Doug Allvine
Assistant AD / Innovation



Chris Breen
Assistant AD
Student Services



Mike Flynn
Assistant AD / Communications
and Public Relations



Lance Markos
Assistant AD / Compliance



Todd McCarthy
Assistant AD /
Sports Video Operations



Simit Shah
Assistant AD / Branding &
Ideation



John D. Tweedy
Assistant AD /
Facilities, Operations & Events

2016-17 REVIEW

Overall, ACC Statistics	34
Home/Away/Neutral Breakdown	35
Points/Rebounds/Assists, Starting Lineups	36
Game-by-Game Team Totals	37
Game Recaps, Box Scores	38
Team and Individual Superlatives	50

2016-17 STATISTICS

All Games (21-15 / 17-4 home, 3-10 away, 1-2 neutral)

Player	GP-GS	Min-Avg	FG- FGA	Pct	3FG- FGA	Pct	FT- FTA	Pct	Off- Def	Tot	Avg	PF-dq	A	TO	Blk	Stl	Pts	Avg
Okogie, Josh	37-37	1138-30.8	194- 428	.453	28- 73	.384	180- 241	.747	55- 146	201	5.4	94-0	61	77	27	48	596	16.1
Lammers, Ben	37-37	1309-35.4	214- 415	.516	1- 2	.500	98- 133	.737	111- 231	342	9.2	85-1	78	64	125	43	527	14.2
Jackson, Tadic	36-5	856-23.8	169- 379	.446	40- 123	.325	59- 104	.567	13- 67	80	2.2	69-1	65	60	7	24	437	12.1
Stephens, Quinton	37-37	1232-33.3	130- 347	.375	60- 190	.316	64- 93	.688	50- 233	283	7.6	79-1	80	72	27	44	384	10.4
Heath, Josh	33-24	1014-30.7	67- 169	.396	11- 43	.256	31- 44	.705	13- 73	86	2.6	68-0	144	83	6	39	176	5.3
Moore, Justin	34-18	639-18.8	59- 137	.431	3- 10	.300	27- 51	.529	15- 45	60	1.8	58-1	81	51	4	15	148	4.4
Matthews, Christian	15-0	110-7.3	15- 39	.385	6- 14	.429	15- 20	.750	2- 7	9	0.6	10-0	4	6	3	3	51	3.4
Heyward, Corey	37-24	621-16.8	21- 70	.300	10- 33	.303	20- 32	.625	17- 50	67	1.8	55-0	38	18	2	20	72	1.9
Ogbonda, Sylvester	23-0	120-5.2	13- 27	.481	0- 0	.000	10- 16	.625	7- 17	24	1.0	28-1	4	9	6	3	36	1.6
McCormick, Kellen	24-0	113-4.7	12- 16	.750	11- 15	.733	0- 0	.000	1- 7	8	0.3	6-0	3	5	0	2	35	1.5
Gueye, Abdoulaye	20-3	202-10.1	11- 28	.393	0- 3	.000	1- 6	.167	18- 31	49	2.5	33-0	9	24	12	3	23	1.2
Medlock, Shaheed	3-0	6-2.0	1- 3	.333	0- 0	.000	0- 0	.000	0- 1	1	0.3	3-0	0	0	0	0	2	0.7
Harris, Norman	3-0	6-2.0	1- 4	.250	0- 0	.000	0- 0	.000	1- 0	1	0.3	2-0	0	1	0	0	2	0.7
Price, Jodan	15-0	43-2.9	2- 14	.143	1- 10	.100	0- 0	.000	0- 7	7	0.5	0-0	1	0	2	1	5	0.3
Rowland, Rand	8-0	16-2.0	1- 3	.333	0- 0	.000	0- 0	.000	3- 1	4	0.5	1-0	2	3	0	0	2	0.3
TEAM.....									50- 58	108	2.9			21				
Total.....	37		910- 2079	.438	171- 516	.331	505- 740	.682	356- 974	1330	35.9	591-5	570	494	221	245	2496	67.5
Opponents.....	37		887- 2231	.398	272- 824	.330	426- 608	.701	430- 913	1343	36.3	662-12	490	484	145	252	2472	66.8

ACC Games Only (8-10 / 7-2 home, 1-8 away)

Player	GP-GS	Min-Avg	FG- FGA	Pct	3FG- FGA	Pct	FT- FTA	Pct	Off- Def	Tot	Avg	PF-dq	A	TO	Blk	Stl	Pts	Avg
Okogie, Josh	18-18	592-32.9	101- 210	.481	15- 35	.429	91- 123	.740	26- 78	104	5.8	49-0	28	48	15	25	308	17.1
Lammers, Ben	18-18	658-36.6	106- 227	.467	1- 2	.500	48- 63	.762	43- 115	158	8.8	41-0	38	34	54	20	261	14.5
Jackson, Tadic	18-2	446-24.8	83- 194	.428	17- 65	.262	24- 43	.558	7- 32	39	2.2	41-1	33	29	2	11	207	11.5
Stephens, Quinton	18-18	615-34.2	58- 160	.363	31- 99	.313	26- 34	.765	17- 115	132	7.3	41-1	38	33	12	18	173	9.6
Heath, Josh	18-16	589-32.7	45- 96	.469	8- 28	.286	16- 23	.696	11- 39	50	2.8	40-0	88	49	1	20	114	6.3
Moore, Justin	17-7	286-16.8	25- 56	.446	2- 5	.400	10- 19	.526	5- 28	33	1.9	33-1	34	19	3	9	62	3.6
Matthews, Christian	5-0	27-5.4	3- 9	.333	2- 4	.500	2- 2	1.000	0- 2	2	0.4	0-0	0	1	0	0	10	2.0
Ogbonda, Sylvester	8-0	39-4.9	3- 7	.429	0- 0	.000	6- 8	.750	3- 3	6	0.8	10-1	0	2	1	1	12	1.5
Gueye, Abdoulaye	8-0	56-7.0	3- 7	.429	0- 0	.000	0- 2	.000	5- 6	11	1.4	13-0	2	7	7	0	6	0.8
Heyward, Corey	18-11	235-13.1	3- 20	.150	1- 9	.111	6- 11	.545	8- 18	26	1.4	24-0	12	7	1	11	13	0.7
McCormick, Kellen	12-0	48-4.0	2- 5	.400	2- 5	.400	0- 0	.000	1- 4	5	0.4	1-0	0	1	0	1	6	0.5
Price, Jodan	6-0	8-1.3	0- 4	.000	0- 4	.000	0- 0	.000	0- 1	1	0.2	0-0	0	0	1	1	0	0.0
Rowland, Rand	2-0	1-0.5	0- 0	.000	0- 0	.000	0- 0	.000	0- 0	0	0.0	0-0	0	0	0	0	0	0.0
TEAM.....									24- 31	55	3.1			10				
Total.....	18		432- 995	.434	79- 256	.309	229- 328	.698	150- 472	622	34.6	293-4	273	240	97	117	1172	65.1
Opponents.....	18		437- 1074	.407	142- 407	.349	222- 316	.703	195- 461	656	36.4	295-4	231	214	76	128	1238	68.8

Team Statistics.....GT Opp

SCORING	2496	2472
Points per game	67.5	66.8
Scoring margin	+0.6	-
FIELD GOALS-ATT	910-2079	887-2231
Field goal pct438	.398
3 POINT FG-ATT	171-516	272-824
3-point FG pct331	.330
3-pt FG made per game	4.6	7.4
FREE THROWS-ATT	505-740	426-608
Free throw pct682	.701
F-Throws made per game	13.6	11.5
REBOUNDS	1330	1343
Rebounds per game	35.9	36.3
Rebounding margin	-0.4	-
ASSISTS	570	490
Assists per game	15.4	13.2
TURNOVERS	494	484
Turnovers per game	13.4	13.1
Turnover margin	-0.3	-
Assist/turnover ratio	1.2	1.0
STEALS	245	252
Steals per game	6.6	6.8
BLOCKS	221	145
Blocks per game	6.0	3.9
ATTENDANCE	126718	167641
Home games-Avg/Game	21-6034	13-11442

SCORE BY PERIODS:	1st	2nd	OT	Total
Georgia Tech	1164	1326	6	2496
Opponents	1140	1329	3	2472

Georgia Tech's Largest ...

LEAD
Overall: 40 (96-56 at 0:41-2H vs. Tusculum, 2/7)
ACC: 29 (44-15 at 19:36-2H vs. Florida State, 1/25)
DEFICIT
Overall: 55 (110-55 at 2:04-2H at Duke, 1/4)
ACC: 55 (110-55 at 2:04-2H at Duke, 1/4)
MARGIN OF VICTORY
Overall: 38 (96-58 vs. Tusculum, 2/7)
ACC: 22 (78-56 vs. Florida State, 1/25)
MARGIN OF DEFEAT
Overall: 53 (110-57 at Duke, 1/4)
ACC: 53 (110-57 at Duke, 1/4)
HALFTIME LEAD
Overall: 27 (58-31 vs. Tusculum, 2/7)
ACC: 26 (41-15 vs. Florida State, 1/25)
HALFTIME DEFICIT
Overall: 31 (61-30 at Duke, 1/4)
ACC: 31 (61-30 at Duke, 1/4)
HOME CROWD
Overall: 8,600 (vs. Georgia, 12/20, Notre Dame 1/28 and Syracuse, 2/19)
ACC: 8,600 (vs. Notre Dame 1/28 and Syracuse, 2/19)
ROAD CROWD
Overall: 30,448 (at Syracuse, 3/4)
ACC: 30,448 (at Syracuse, 3/4)
NEUTRAL CROWD
Overall: 8,656 (vs. Pittsburgh, ACC Tournament, 3/7)

Vs. ACC.....GT Opp

SCORING	1172	1238
Points per game	65.1	68.8
Scoring margin	-3.7	-
FIELD GOALS-ATT	432-995	437-1074
Field goal pct434	.407
3 POINT FG-ATT	79-256	142-407
3-point FG pct309	.349
3-pt FG made per game	4.4	7.9
FREE THROWS-ATT	229-328	222-316
Free throw pct698	.703
F-Throws made per game	12.7	12.3
REBOUNDS	622	656
Rebounds per game	34.6	36.4
Rebounding margin	-1.9	-
ASSISTS	273	231
Assists per game	15.2	12.8
TURNOVERS	240	214
Turnovers per game	13.3	11.9
Turnover margin	-1.4	-
Assist/turnover ratio	1.1	1.1
STEALS	117	128
Steals per game	6.5	7.1
BLOCKS	97	76
Blocks per game	5.4	4.2
ATTENDANCE	64784	113352
Home games-Avg/Game	9-7198	9-12595

SCORE BY PERIODS:	1st	2nd	Total
Georgia Tech	524	648	1172
Opponents	600	638	1238

2016-17 REVIEW

2016-17 STATISTICAL BREAKDOWN

Games at McCamish Pavilion (17-4 record)

Player	GP-GS	Min-Avg	FG- FGA	Pct	3FG- FGA	Pct	FT- FTA	Pct	Off- Def	Tot	Avg	PF-dq	A	TO	Blk	Stl	Pts	Avg
Okogie, Josh	21-21	651-31.0	112- 231	.485	12- 39	.308	111- 149	.745	32- 97	129	6.1	47-0	40	43	16	26	347	16.5
Lammers, Ben	21-21	732-34.9	135- 244	.553	0- 0	.000	63- 90	.700	66- 137	203	9.7	45-0	45	41	72	23	333	15.9
Jackson, Tadic	20-3	461-23.1	97- 206	.471	28- 68	.412	36- 64	.563	7- 41	48	2.4	33-0	34	29	6	12	258	12.9
Stephens, Quinton	21-21	677-32.2	66- 186	.355	25- 91	.275	43- 58	.741	27- 131	158	7.5	35-0	54	40	18	27	200	9.5
Heath, Josh	17-11	500-29.4	30- 80	.375	4- 20	.200	23- 32	.719	7- 30	37	2.2	36-0	77	38	3	21	87	5.1
Moore, Justin	20-12	396-19.8	34- 90	.378	2- 8	.250	22- 41	.537	11- 35	46	2.3	37-0	59	29	3	9	92	4.6
Matthews, Christian	9-0	63-7.0	8- 20	.400	2- 7	.286	6- 9	.667	0- 6	6	0.7	7-0	3	4	3	2	24	2.7
Heyward, Corey	21-13	365-17.4	15- 46	.326	6- 22	.273	17- 25	.680	12- 32	44	2.1	36-0	21	9	2	14	53	2.5
McCormick, Kellen	13-0	71-5.5	9- 11	.818	8- 10	.800	0- 0	.000	0- 5	5	0.4	5-0	3	3	0	1	26	2.0
Gueye, Abdoulaye	13-3	168-12.9	11- 26	.423	0- 3	.000	1- 4	.250	13- 27	40	3.1	21-0	8	15	11	1	23	1.8
Ogbonda, Sylvester	15-0	66-4.4	8- 17	.471	0- 0	.000	1- 2	.500	3- 13	16	1.1	10-0	4	5	4	1	17	1.1
Medlock, Shaheed	2-0	5-2.5	1- 3	.333	0- 0	.000	0- 0	.000	0- 0	0	0.0	3-0	0	0	0	0	2	1.0
Harris, Norman	2-0	5-2.5	1- 2	.500	0- 0	.000	0- 0	.000	0- 0	0	0.0	2-0	0	1	0	0	2	1.0
Price, Jodan	8-0	26-3.3	2- 7	.286	1- 5	.200	0- 0	.000	0- 5	5	0.6	0-0	0	0	1	0	5	0.6
Rowland, Rand	6-0	14-2.3	1- 3	.333	0- 0	.000	0- 0	.000	2- 1	3	0.5	1-0	1	3	0	0	2	0.3
TEAM.....									23- 35	58	2.8			13				
Total.....	21		530- 1172	.452	88- 273	.322	323- 474	.681	203- 595	798	38.0	318-0	349	273	139	137	1471	70.0
Opponents.....	21		473- 1306	.362	148- 485	.305	192- 303	.634	262- 493	755	36.0	404-9	255	278	84	134	1286	61.2

Road Games (3-10 record)

Player	GP-GS	Min-Avg	FG- FGA	Pct	3FG- FGA	Pct	FT- FTA	Pct	Off- Def	Tot	Avg	PF-dq	A	TO	Blk	Stl	Pts	Avg
Okogie, Josh	13-13	392-30.2	67- 156	.429	14- 29	.483	52- 69	.754	15- 37	52	4.0	37-0	16	30	8	18	200	15.4
Lammers, Ben	13-13	469-36.1	69- 143	.483	1- 2	.500	26- 33	.788	35- 71	106	8.2	32-1	28	21	44	17	165	12.7
Stephens, Quinton	13-13	450-34.6	53- 126	.421	29- 77	.377	15- 24	.625	16- 84	100	7.7	38-1	23	26	8	12	150	11.5
Jackson, Tadic	13-1	313-24.1	52- 130	.400	9- 44	.205	18- 31	.581	6- 23	29	2.2	28-1	26	24	1	10	131	10.1
Heath, Josh	13-10	414-31.8	34- 78	.436	6- 20	.300	8- 11	.727	6- 34	40	3.1	27-0	55	36	2	15	82	6.3
Matthews, Christian	6-0	47-7.8	7- 19	.368	4- 7	.571	9- 11	.818	2- 1	3	0.5	3-0	1	2	0	1	27	4.5
Moore, Justin	11-6	200-18.2	22- 41	.537	1- 2	.500	3- 8	.375	3- 10	13	1.2	20-1	20	21	1	6	48	4.4
Ogbonda, Sylvester	6-0	42-7.0	2- 6	.333	0- 0	.000	9- 12	.750	3- 3	6	1.0	12-1	0	3	1	2	13	2.2
Heyward, Corey	13-9	211-16.2	4- 19	.211	2- 7	.286	2- 5	.400	5- 14	19	1.5	17-0	13	9	0	6	12	0.9
McCormick, Kellen	9-0	39-4.3	2- 4	.500	2- 4	.500	0- 0	.000	1- 2	3	0.3	1-0	0	1	0	1	6	0.7
Price, Jodan	5-0	14-2.8	0- 5	.000	0- 4	.000	0- 0	.000	0- 1	1	0.2	0-0	1	0	1	1	0	0.0
Gueye, Abdoulaye	7-0	34-4.9	0- 2	.000	0- 0	.000	0- 2	.000	5- 4	9	1.3	12-0	1	9	1	2	0	0.0
TEAM.....									22- 21	43	3.3			8				
Total.....	13		312- 729	.428	68- 196	.347	142- 206	.689	119- 305	424	32.6	227-5	184	190	67	91	834	64.2
Opponents.....	13		337- 743	.454	105- 278	.378	197- 258	.764	131- 336	467	35.9	203-1	190	166	50	98	976	75.1

Neutral Site Games (1-2 record)

Player	GP-GS	Min-Avg	FG- FGA	Pct	3FG- FGA	Pct	FT- FTA	Pct	Off- Def	Tot	Avg	PF-dq	A	TO	Blk	Stl	Pts	Avg
Okogie, Josh	3-3	95-31.7	15- 41	.366	2- 5	.400	17- 23	.739	8- 12	20	6.7	10-0	5	4	3	4	49	16.3
Jackson, Tadic	3-1	82-27.3	20- 43	.465	3- 11	.273	5- 9	.556	0- 3	3	1.0	8-0	5	7	0	2	48	16.0
Stephens, Quinton	3-3	105-35.0	11- 35	.314	6- 22	.273	6- 11	.545	7- 18	25	8.3	6-0	3	6	1	5	34	11.3
Lammers, Ben	3-3	108-36.0	10- 28	.357	0- 0	.000	9- 10	.900	10- 23	33	11.0	8-0	5	2	9	3	29	9.7
Ogbonda, Sylvester	2-0	12-6.0	3- 4	.750	0- 0	.000	0- 2	.000	1- 1	2	1.0	6-0	0	1	1	0	6	3.0
Moore, Justin	3-0	43-14.3	3- 6	.500	0- 0	.000	2- 2	1.000	1- 0	1	0.3	1-0	2	1	0	0	8	2.7
Heath, Josh	3-3	100-33.3	3- 11	.273	1- 3	.333	0- 1	.000	0- 9	9	3.0	5-0	12	9	1	3	7	2.3
Heyward, Corey	3-2	45-15.0	2- 5	.400	2- 4	.500	1- 2	.500	0- 4	4	1.3	2-0	4	0	0	0	7	2.3
McCormick, Kellen	2-0	3-1.5	1- 1	1.000	1- 1	1.000	0- 0	.000	0- 0	0	0.0	0-0	0	1	0	0	3	1.5
Harris, Norman	1-0	1-1.0	0- 2	.000	0- 0	.000	0- 0	.000	1- 0	1	1.0	0-0	0	0	0	0	0	0.0
Rowland, Rand	2-0	2-1.0	0- 0	.000	0- 0	.000	0- 0	.000	1- 0	1	0.5	0-0	1	0	0	0	0	0.0
Price, Jodan	2-0	3-1.5	0- 2	.000	0- 1	.000	0- 0	.000	0- 1	1	0.5	0-0	0	0	0	0	0	0.0
Medlock, Shaheed	1-0	1-1.0	0- 0	.000	0- 0	.000	0- 0	.000	0- 1	1	1.0	0-0	0	0	0	0	0	0.0
TEAM.....									5- 2	7	2.3			0				
Total.....	3		68- 178	.382	15- 47	.319	40- 60	.667	34- 74	108	36.0	46-0	37	31	15	17	191	63.7
Opponents.....	3		77- 182	.423	19- 61	.311	37- 47	.787	37- 84	121	40.3	55-2	45	40	11	20	210	70.0

2016-17 REVIEW

2016-17 RESULTS/INDIVIDUAL PTS-REB-AST

Date	Opponent	W/L	Score	Att.	Moore	Jackson	Price	Okogie	Heath	Stephns	Matthws	Ogbonda	Heywr	McCrnk	Gueye	RowInd	Lammrs
N11	TENNESSEE TECH	W	70-55	6,018	6-1-4	DNP	0-0-0	18-5-1	DNP	12-6-4	5-0-0	0-3-0	8-3-3	2-0-0	4-4-4	DNP	15-8-1
N14	SOUTHERN	W	77-62	4,360	2-1-2	20-5-1	0-0-0	18-4-4	DNP	12-7-4	1-0-0	2-1-0	7-2-1	0-0-0	2-5-1	0-0-0	13-15-1
N18	OHIO	L	61-67	4,802	7-2-8	17-4-0	DNP	5-11-0	DNP	6-4-3	DNP	0-0-0	2-4-1	DNP	2-9-0	DNP	22-11-0
N22	SAM HOUSTON STATE	W	81-73	4,181	9-2-6	15-0-2	0-1-0	16-3-1	DNP	10-10-2	DNP	0-0-0	10-5-3	DNP	2-2-0	DNP	19-8-2
N26	TULANE	W	82-68	4,479	5-4-5	3-0-0	DNP	38-5-3	3-1-5	14-12-2	0-1-0	0-0-0	0-1-1	DNP	0-3-0	DNP	19-12-2
N29	at Penn State	L	60-67	6,032	6-1-4	7-2-3	DNP	13-3-1	7-2-3	13-11-2	0-0-0	2-0-0	0-0-0	0-0-0	0-6-0	DNP	12-10-2
D3	at Tennessee	L	58-81	12,634	DNP	2-1-0	0-0-1	11-1-1	2-2-4	15-3-0	14-0-1	1-0-0	3-4-3	0-1-0	0-1-0	DNP	10-14-2
D7	at VCU	W/ot	76-73	7,637	4-2-1	24-4-0	DNP	3-2-1	9-3-2	12-8-3	3-2-0	DNP	5-4-2	DNP	0-0-0	DNP	16-8-2
D18	ALCORN STATE	W	74-50	4,599	5-4-7	14-3-0	0-0-0	14-0-2	1-1-1	11-8-3	DNP	5-4-2	4-3-0	3-0-0	5-6-2	0-2-0	12-13-1
D20	GEORGIA	L	43-60	8,600	6-1-2	5-0-1	DNP	8-8-0	4-0-0	0-7-1	4-0-0	DNP	4-3-1	0-0-0	2-1-0	DNP	10-8-3
D22	WOFFORD	W	76-72	4,725	12-2-0	14-5-3	DNP	10-3-2	12-4-3	7-12-3	2-0-0	0-1-0	0-1-0	0-0-0	0-0-0	DNP	19-7-6
D28	NORTH CAROLINA A&T	W	59-52	5,024	5-3-4	12-4-3	DNP	5-1-0	4-1-5	9-9-1	0-0-0	0-0-0	0-3-1	12-1-1	0-1-0	DNP	12-6-1
D31	NORTH CAROLINA	W	75-63	7,754	9-6-4	3-1-2	DNP	26-5-3	15-1-2	11-9-1	DNP	DNP	0-0-0	0-1-0	0-0-0	DNP	11-11-4
J4	at Duke	L	57-110	9,314	11-3-2	11-3-1	0-0-0	11-5-1	0-0-2	9-6-1	2-0-0	4-4-0	0-0-0	0-0-0	DNP	DNP	9-8-3
J7	LOUISVILLE	L	50-65	6,160	3-1-1	5-2-1	DNP	15-7-3	0-0-2	1-4-1	DNP	DNP	0-0-2	DNP	2-4-1	DNP	24-9-0
J12	CLEMSON	W	75-63	5,602	6-4-3	10-4-1	DNP	13-4-3	5-2-8	16-8-2	DNP	DNP	0-0-1	0-1-0	2-2-0	DNP	23-10-1
J15	at NC State	W	86-76	17,781	2-0-3	13-5-2	DNP	27-4-1	10-7-10	22-6-5	DNP	DNP	2-0-0	DNP	0-1-1	DNP	10-11-2
J18	at Virginia Tech	L	61-62	6,598	0-1-1	9-2-3	DNP	12-3-1	10-3-6	18-13-3	DNP	DNP	0-0-0	DNP	0-0-0	DNP	12-6-2
J21	at Virginia	L	49-62	14,459	10-0-3	3-3-2	0-0-0	14-0-1	8-0-2	6-13-0	DNP	1-0-0	0-0-1	0-0-0	0-0-0	DNP	7-7-2
J25	FLORIDA STATE	W	78-56	6,542	1-1-2	4-6-1	0-0-0	35-14-5	0-5-6	13-5-0	0-0-0	0-0-0	5-6-2	0-0-0	2-3-0	0-0-0	18-11-4
J28	NOTRE DAME	W	62-60	8,600	0-0-0	25-2-3	DNP	8-6-1	9-2-8	5-13-2	DNP	DNP	0-3-1	DNP	DNP	DNP	15-10-3
F1	at Clemson	L	62-74	7,530	0-2-2	12-1-2	DNP	12-9-3	2-3-4	11-6-0	0-0-0	DNP	0-2-1	0-0-0	0-1-0	DNP	25-9-1
F4	at Wake Forest	L	69-81	10,962	DNP	2-4-3	0-0-0	23-2-4	6-2-2	14-11-0	8-1-0	5-2-0	1-0-2	3-0-0	DNP	DNP	7-7-1
F7	TUSCULUM	W	96-58	2,437	DNP	10-2-4	5-3-0	15-9-1	6-3-5	7-5-2	12-4-3	8-5-1	5-2-3	9-1-2	DNP	2-1-1	13-6-3
F11	BOSTON COLLEGE	W	65-54	7,391	5-8-6	29-1-1	DNP	12-12-0	5-0-7	0-0-0	0-1-0	0-0-0	0-1-0	0-1-0	DNP	DNP	14-17-4
F15	at Miami	L	61-70	7,111	7-2-2	9-0-2	DNP	18-2-0	6-1-9	6-6-1	DNP	DNP	0-2-0	0-0-0	DNP	DNP	15-3-3
F19	SYRACUSE	W	71-65	8,600	0-0-0	20-3-2	DNP	13-6-2	7-6-5	7-6-8	DNP	DNP	1-4-0	DNP	DNP	DNP	23-7-2
F21	NC STATE	L	69-71	6,950	2-2-1	17-0-1	DNP	25-4-0	5-1-6	11-10-3	DNP	0-0-0	3-0-0	DNP	DNP	DNP	6-9-2
F26	at Notre Dame	L	60-64	9,149	0-1-0	20-1-1	DNP	14-10-0	12-9-2	2-4-2	DNP	DNP	0-2-1	0-1-0	DNP	DNP	12-10-1
F28	PITTSBURGH	W	61-52	7,185	2-2-2	4-1-2	0-0-0	14-7-0	9-6-5	9-6-5	DNP	2-0-0	1-2-0	0-0-0	DNP	0-0-0	20-4-0
M4	at Syracuse	L	61-90	30,448	4-0-2	11-0-3	0-1-0	16-4-0	5-2-2	12-6-4	DNP	0-0-0	0-4-1	3-1-0	DNP	DNP	10-9-3
M7	vs Pittsburgh	L	59-61	8,656	0-0-0	17-3-1	DNP	15-5-2	5-4-4	16-10-0	DNP	DNP	0-1-0	DNP	DNP	DNP	6-15-2
M14	INDIANA	W	75-63	5,533	2-1-1	19-2-3	DNP	24-7-4	0-1-2	16-9-3	DNP	0-0-0	3-1-1	DNP	DNP	DNP	11-11-3
M19	BELMONT	W	71-57	7,176	5-1-1	12-3-3	0-1-0	15-8-5	2-3-7	23-8-4	DNP	0-2-1	0-0-0	0-0-0	DNP	0-0-0	14-10-2
M21	at Mississippi	W	74-66	9,091	4-1-0	8-3-4	DNP	26-7-2	5-6-7	10-7-2	DNP	DNP	1-1-2	DNP	DNP	DNP	20-4-4
M28	vs CSU BAKERSFIELD	W	76-61	5,210	8-1-1	12-0-3	0-1-0	22-9-2	2-2-4	13-9-3	DNP	0-1-0	4-3-2	0-0-0	DNP	0-0-0	15-11-1
M30	vs TCU	L	56-88	5,029	0-0-1	19-0-1	0-0-0	12-6-1	0-3-4	5-6-0	DNP	6-1-0	3-0-2	3-0-0	DNP	0-1-1	8-7-2

n1 - Barclays Center, Brooklyn, N.Y. (ACC Tournament), n2 - Madison Square Garden, New York, N.Y. (National Invitation Tournament)

2016-17 REVIEW

Starting Lineups

Game	C	F	F/G	G	G	
N11	Tennessee Tech	Lammers	Stephens	Gueye	Moore	Okogie
N14	Southern	Lammers	Stephens	Gueye	Moore	Okogie
N18	Ohio	Lammers	Stephens	Gueye	Moore	Okogie
N22	Sam Houston State	Lammers	Stephens	Heyward	Moore	Okogie
N26	Tulane	Lammers	Stephens	Heyward	Moore	Okogie
N29	at Penn State	Lammers	Stephens	Heyward	Moore	Okogie
D3	at Tennessee	Lammers	Stephens	Heyward	Heath	Okogie
D7	at VCU	Lammers	Stephens	Heyward	Moore	Okogie
D18	Alcorn State	Lammers	Stephens	Heyward	Moore	Okogie
D20	Georgia	Lammers	Stephens	Heyward	Moore	Okogie
D22	Wofford	Lammers	Stephens	Jackson	Moore	Okogie
D28	North Carolina A&T	Lammers	Stephens	Jackson	Moore	Okogie
D31	North Carolina	Lammers	Stephens	Jackson	Moore	Okogie
J4	at Duke	Lammers	Stephens	Jackson	Moore	Okogie
J7	Louisville	Lammers	Stephens	Heath	Moore	Okogie
J12	Clemson	Lammers	Stephens	Heath	Moore	Okogie
J15	at NC State	Lammers	Stephens	Heath	Moore	Okogie
J18	at Virginia Tech	Lammers	Stephens	Heath	Moore	Okogie
J21	at Virginia	Lammers	Stephens	Heath	Moore	Okogie
J25	Florida State	Lammers	Stephens	Heyward	Heath	Okogie
J28	Notre Dame	Lammers	Stephens	Heyward	Heath	Okogie
F1	at Clemson	Lammers	Stephens	Heyward	Heath	Okogie
F4	at Wake Forest	Lammers	Stephens	Heyward	Heath	Okogie
F7	Tusculum	Lammers	Stephens	Heyward	Heath	Okogie
F11	Boston College	Lammers	Stephens	Heyward	Heath	Okogie
F15	at Miami	Lammers	Stephens	Heyward	Heath	Okogie
F19	Syracuse	Lammers	Stephens	Heyward	Heath	Okogie
F21	NC State	Lammers	Stephens	Heyward	Heath	Okogie
F26	at Notre Dame	Lammers	Stephens	Heyward	Heath	Okogie
F28	Pittsburgh	Lammers	Stephens	Heyward	Heath	Okogie
M4	at Syracuse	Lammers	Stephens	Heyward	Heath	Okogie
M14	Indiana	Lammers	Stephens	Heyward	Heath	Okogie
M19	Belmont	Lammers	Stephens	Heyward	Heath	Okogie
M21	at Ole Miss	Lammers	Stephens	Heyward	Heath	Okogie
M28	vs. CSU Bakersfield	Lammers	Stephens	Heyward	Heath	Okogie
M30	vs. TCU	Lammers	Stephens	Heyward	Heath	Okogie

Specialty Stats (GT/Opp)

Game	Paint	Off TO	2ndCh	FBreak	Bench	
N11	Tennessee Tech	40/28	17/18	11/13	11/9	15/24
N14	Southern	38/26	13/11	14/19	17/15	30/14
N18	Ohio	36/26	13/17	16/5	6/24	19/0
N22	Sam Houston State	40/34	17/13	10/15	12/12	17/25
N26	Tulane	38/24	18/22	16/9	18/13	21/6
N29	at Penn State	30/38	12/24	5/14	7/12	16/20
D3	at Tennessee	16/36	18/30	7/12	9/2	17/26
D7	at VCU	30/30	18/29	9/13	4/6	36/18
D18	Alcorn State	36/10	25/18	14/14	14/2	28/33
D20	Georgia	30/34	8/14	2/19	6/11	15/6
D22	Wofford	38/22	14/14	6/15	14/0	14/23
D28	North Carolina A&T	22/22	10/10	12/7	6/6	16/24
D31	North Carolina	30/28	15/20	6/16	12/12	15/19
J4	at Duke	30/44	13/26	9/16	4/6	6/36
J7	Louisville	24/26	5/7	12/18	6/4	7/11
J12	Clemson	32/28	10/16	14/10	9/11	12/21
J15	at NC State	34/30	4/5	15/17	12/12	15/13
J18	at Virginia Tech	28/30	10/11	5/5	4/5	9/45
J21	at Virginia	28/20	14/15	0/9	8/4	4/12
J25	Florida State	36/22	9/9	16/11	13/19	7/26
J28	Notre Dame	38/27	18/17	16/15	11/7	25/2
F1	at Clemson	31/34	10/17	9/11	4/4	12/8
F4	at Wake Forest	20/36	12/15	11/9	8/4	18/28
F7	Tusculum	46/14	24/12	12/9	28/12	50/22
F11	Boston College	40/30	16/12	2/8	12/12	34/11
F15	at Miami	28/22	21/13	0/6	11/5	16/26
F19	Syracuse	40/26	17/11	10/17	20/5	20/5
F21	NC State	38/28	11/12	5/14	15/4	19/12
F26	at Notre Dame	38/16	4/11	4/12	4/0	20/6
F28	Pittsburgh	32/14	12/11	4/7	11/8	8/1
M4	at Syracuse	34/18	6/16	8/4	8/14	18/6
M14	Indiana	30/30	22/10	7/6	12/23	21/13
M19	Belmont	32/20	27/10	7/7	11/8	17/22
M21	at Ole Miss	38/36	20/11	9/17	13/4	12/19
M28	vs. CSU Bakersfield	34/24	18/6	7/12	6/9	20/24
M30	vs. TCU	22/54	4/28	7/21	8/12	28/17



2016-17 GAME-BY-GAME TEAM TOTALS

Georgia Tech Statistics

Opponent	Date	Score	W/L	FG- FGA	Pct	3FG- FGA	Pct	FT- FTA	Pct	Off- Def	Tot	Avg	PF	A	TO	Blk	Stl	Pts	Avg
TENNESSEE TECH	11/11/16	70-55	W	28 50	.560	3 11	.273	11 16	.688	8 26	34	34.0	15	17	15	9	5	70	70.0
SOUTHERN	11/14/16	77-62	W	28 57	.491	4 13	.308	17 31	.548	12 31	43	38.5	17	14	12	16	4	77	73.5
OHIO	11/18/16	61-67	L	22 66	.333	3 11	.273	14 19	.737	17 30	47	41.3	17	12	11	8	2	61	69.3
SAM HOUSTON STATE	11/22/16	81-73	W	27 51	.529	6 11	.545	21 36	.583	6 25	31	38.8	18	16	16	8	8	81	72.2
TULANE	11/26/16	82-68	W	28 58	.483	4 11	.364	22 34	.647	16 24	40	39.0	20	18	15	5	5	82	74.2
at Penn State	11/29/16	60-67	L	24 66	.364	7 16	.438	5 7	.714	16 27	43	39.7	16	15	17	8	6	60	71.8
at Tennessee	12/03/16	58-81	L	18 55	.327	6 13	.462	16 20	.800	15 16	31	38.4	22	12	19	2	9	58	69.9
at VCU	12/7/16	76-73	W/ot	29 61	.475	4 10	.400	14 26	.538	13 25	38	38.4	19	11	20	6	10	76	70.6
ALCORN STATE	12/18/16	74-50	W	26 62	.419	2 11	.182	20 27	.741	18 28	46	39.2	14	18	14	6	10	74	71.0
GEORGIA	12/20/16	43-60	L	18 52	.346	1 10	.100	6 10	.600	5 26	31	38.4	16	8	16	4	7	43	68.2
WOFFORD	12/22/16	76-72	W	27 52	.519	5 11	.455	17 22	.773	6 29	35	38.1	12	17	10	5	5	76	68.9
NORTH CAROLINA A&T	12/28/16	59-52	W	19 48	.396	6 15	.400	15 24	.625	9 24	33	37.7	16	16	13	9	4	59	68.1
NORTH CAROLINA	12/31/16	75-63	W	22 53	.415	3 11	.273	28 33	.848	8 29	37	37.6	18	16	16	5	15	75	68.6
at Duke	1/4/17	57-110	L	22 63	.349	2 14	.143	11 18	.611	14 17	31	37.1	16	10	13	1	3	57	67.8
LOUISVILLE	1/7/17	50-65	L	17 50	.340	1 8	.125	15 20	.750	10 24	34	36.9	19	11	14	7	2	50	66.6
CLEMSON	1/12/17	75-63	W	27 58	.466	4 12	.333	17 19	.895	10 30	40	37.1	18	19	13	4	5	75	67.1
at NC State	1/15/17	86-76	W	31 63	.492	10 16	.625	14 17	.824	13 29	42	37.4	13	24	11	10	4	86	68.2
at Virginia Tech	1/18/17	61-62	L	23 51	.451	6 14	.429	9 15	.600	5 24	29	36.9	15	16	10	10	6	61	67.8
at Virginia	1/21/17	49-62	L	19 42	.452	4 9	.444	7 12	.583	2 22	24	36.3	15	11	13	1	9	49	66.8
FLORIDA STATE	1/25/17	78-56	W	26 61	.426	5 16	.313	21 31	.677	14 39	53	37.1	19	20	12	6	5	78	67.4
NOTRE DAME	1/28/17	62-60	W	26 54	.481	4 16	.250	6 12	.500	12 25	37	37.1	9	18	15	7	8	62	67.1
at Clemson	2/1/17	62-74	L	23 53	.434	1 11	.091	15 21	.714	8 26	34	37.0	25	13	17	2	5	62	66.9
at Wake Forest	2/4/17	69-81	L	20 56	.357	8 20	.400	21 28	.750	9 23	32	36.7	22	12	13	5	5	69	67.0
TUSCULUM	2/7/17	96-58	W	36 64	.563	10 21	.476	14 18	.778	12 35	47	37.2	14	25	13	6	8	96	68.2
BOSTON COLLEGE	2/11/17	65-54	W	24 59	.407	3 14	.214	14 21	.667	4 41	45	37.5	13	18	14	7	7	65	68.1
at Miami	2/15/17	61-70	L	25 52	.481	9 23	.391	2 3	.667	2 15	17	36.7	18	17	12	5	8	61	67.8
SYRACUSE	2/19/17	71-65	W	26 55	.473	4 12	.333	15 22	.682	11 25	36	36.7	16	19	15	7	7	71	67.9
NC STATE	2/21/17	69-71	L	26 58	.448	4 11	.364	13 22	.591	7 21	28	36.4	13	13	11	8	8	69	68.0
at Notre Dame	2/26/17	60-64	L	26 58	.448	3 15	.200	5 8	.625	8 31	39	36.4	18	7	14	5	7	60	67.7
PITTSBURGH	2/28/17	61-52	W	24 52	.462	3 14	.214	10 15	.667	5 28	33	36.3	11	14	11	3	5	61	67.5
at Syracuse	3/4/17	61-90	L	25 57	.439	5 20	.250	6 11	.545	8 23	31	36.2	15	15	16	4	8	61	67.3
vs Pittsburgh	3/7/17	59-61	L	22 62	.355	4 18	.222	11 17	.647	12 28	40	36.3	16	9	7	2	7	59	67.0
INDIANA	3/14/17	75-63	W	27 56	.482	7 19	.368	14 21	.667	7 25	32	36.2	14	17	9	6	6	75	67.2
BELMONT	3/19/17	71-57	W	26 56	.464	6 15	.400	13 21	.619	6 30	36	36.1	9	23	8	3	11	71	67.4
at Ole Miss	3/21/17	74-66	W	27 52	.519	3 15	.200	17 20	.850	6 27	33	36.1	13	21	15	8	11	74	67.5
vs CSU BAKERSFIELD	3/28/17	76-61	W	26 60	.433	5 16	.313	19 26	.731	10 28	38	36.1	13	16	7	8	6	76	67.8
vs TCU	3/30/17	56-88	L	20 56	.357	6 13	.462	10 17	.588	12 18	30	35.9	17	12	17	5	4	56	67.5

Opponent Statistics

Opponent	Date	Score	W/L	FG- FGA	Pct	3FG- FGA	Pct	FT- FTA	Pct	Off- Def	Tot	Avg	PF	A	TO	Blk	Stl	Pts	Avg
TENNESSEE TECH	11/11/16	70-55	W	21 63	.333	5 26	.192	8 16	.500	21 16	37	37.0	18	12	14	3	5	55	55.0
SOUTHERN	11/14/16	77-62	W	24 72	.333	7 20	.350	7 12	.583	17 23	40	38.5	26	9	10	3	5	62	58.5
OHIO	11/18/16	61-67	L	25 61	.410	10 22	.455	7 16	.438	9 29	38	38.3	17	13	12	5	3	67	61.3
SAM HOUSTON STATE	11/22/16	81-73	W	28 65	.431	7 23	.304	10 18	.556	13 22	35	37.5	31	15	16	2	5	73	64.2
TULANE	11/26/16	82-68	W	24 58	.414	8 22	.364	12 17	.706	10 17	27	35.4	26	12	14	6	7	68	65.0
at Penn State	11/29/16	60-67	L	26 61	.426	4 15	.267	11 15	.733	11 27	38	35.8	11	14	12	8	11	67	65.3
at Tennessee	12/03/16	58-81	L	28 53	.528	6 11	.545	19 24	.792	12 25	37	36.0	23	18	16	1	8	61	67.6
at VCU	12/7/16	76-73	W/ot	25 60	.417	8 20	.400	15 21	.714	11 25	36	36.0	22	19	21	6	12	73	68.2
ALCORN STATE	12/18/16	74-50	W	16 51	.314	7 19	.368	11 15	.733	10 21	31	35.4	19	7	21	5	6	50	66.2
GEORGIA	12/20/16	43-60	L	23 62	.371	3 18	.167	11 14	.786	13 27	40	35.9	14	13	13	2	7	60	65.6
WOFFORD	12/22/16	76-72	W	25 63	.397	11 31	.355	11 12	.917	10 22	32	35.5	16	18	9	3	4	72	66.2
NORTH CAROLINA A&T	12/28/16	59-52	W	17 53	.321	3 17	.176	15 20	.750	11 24	35	35.5	22	7	12	1	11	52	65.0
NORTH CAROLINA	12/31/16	75-63	W	24 72	.333	5 26	.192	10 14	.714	19 25	44	36.2	22	13	20	6	10	63	64.8
at Duke	1/4/17	57-110	L	39 70	.557	16 31	.516	16 19	.842	17 32	49	37.1	15	24	10	3	6	110	68.1
LOUISVILLE	1/7/17	50-65	L	23 60	.383	9 16	.563	10 20	.500	16 25	41	37.3	19	14	8	12	6	65	67.9
CLEMSON	1/12/17	75-63	W	22 60	.367	7 24	.292	12 17	.706	8 21	29	36.8	18	12	8	6	9	63	67.6
at NC State	1/15/17	86-76	W	28 69	.406	10 25	.400	10 15	.667	13 22	35	36.7	15	13	8	5	5	76	68.1
at Virginia Tech	1/18/17	61-62	L	22 55	.400	6 25	.240	12 16	.750	9 25	34	36.6	16	13	13	2	1	62	67.7
at Virginia	1/21/17	49-62	L	22 48	.458	5 22	.227	13 17	.765	7 25	32	36.3	14	13	11	3	6	62	67.4
FLORIDA STATE	1/25/17	78-56	W	20 71	.282	6 25	.240	10 16	.625	14 25	39	36.5	21	10	9	5	7	56	66.8
NOTRE DAME	1/28/17	62-60	W	23 57	.404	7 17	.412	7 11	.636	9 20	29	36.1	12	13	11	1	8	60	66.5
at Clemson	2/1/17	62-74	L	24 54	.444	5 16	.313	21 32	.656	10 26	36	36.1	20	7	11	5	8	74	66.9
at Wake Forest	2/4/17	69-81	L	26 56	.464	8 20	.400	21 24	.875	9 29	38	36.2	20	14	13	6	7	81	67.5
TUSCULUM	2/7/17	96-58	W	21 64	.328	10 32	.313	6 14	.429	12 17	29	35.9	14	9	14	6	5	58	67.1
BOSTON COLLEGE	2/11/17	65-54	W	22 67	.328	4 18	.222	6 12	.500	8 34	42	36.1	16	8	14	1	10	54	66.6
at Miami	2/15/17	61-70	L	21 38	.553	6 12	.500	22 27	.815	5 26	31	35.9	6	9	17	2	8	70	66.7
SYRACUSE	2/19/17	71-65	W	25 70	.357	8 30	.267	7 12	.583	19 22	41	36.1	21	15	13	7	7	65	66.6
NC STATE	2/21/17	69-71	L	27 63	.429	8 24	.333	9 14	.643	13 27	40	36.2	22	10	14	3	5	71	66.8
at Notre Dame	2/26/17	60-64	L	20 57	.351	10 29	.345	14 18	.778	7 25	32	36.1	12	12	8	2	8	64	66.7
PITTSBURGH	2/28/17	61-52	W	20 53	.377	7 23	.304	5 10	.500	6 25	31	35.9	14	13	13	3	8	52	66.2
at Syracuse	3/4/17	61-90	L	29 54	.537	15 24	.625	17 22	.773	6 27	33	35.8	12	18	13	4	9	90	67.0
vs Pittsburgh	3/7/17	59-61	L	21 54	.389	6 23	.261	13 17	.765	8 30	38	35.9	18	15	13	4	2	61	66.8
INDIANA	3/14/17	75-63	W	22 58	.379	5 19	.263	14 18	.778	11 24	35	35.9	18						

2016-17 GAME SUMMARIES

GAME 1

Georgia Tech 70, Tennessee Tech 55
Nov. 11, 2016 • McCamish Pavilion

Josh Okogie scored 18 points, Ben Lammers added 15 points and coach Josh Pastner won his Georgia Tech debut with a victory over Tennessee Tech.

Quinton Stephens finished with 12 points and six rebounds for the Yellow Jackets. Lammers' output was a career high, as were his five blocks. Okogie was 7 for 9 from the field and had five rebounds.

Pastner went 167-73 and led Memphis to four NCAA tournaments in seven seasons before joining the Yellow Jackets last spring. He's beginning a major rebuilding project with one of the nation's least experienced rosters.

Pastner had four players making their first college start -- Lammers, Okogie, Abdoulaye Gueye and Justin Moore. Stephens started 14 games last season.

The Jackets were without Josh Heath, who was suspended for the first four games of the season for violating team rules.

Georgia Tech never trailed after Stephens' jumper gave the Jackets a one-point lead in the first 5 minutes of the first half.

Okogie's 3-pointer in front of the Jackets' bench pushed the lead to 61-48 with 3:59 remaining. Stephens' 3 made it 64-50 a couple of possessions later.

TENNESSEE TECH (0-1)

Player	FG-A	3P-A	FT-A	Reb	PF	Pts	A	TO	Bk	S	MIN
Ramsey, Mason	0-4	0-1	0-2	4	4	0	1	2	0	0	19
Henry, Micaiah	7-10	0-0	1-2	5	2	15	0	1	2	1	26
Rogers, Hakeem	1-5	0-3	0-0	3	5	2	0	0	0	0	9
Jugovic, Aleksa	1-9	1-6	2-2	1	0	5	3	1	0	0	35
Mack, Kajon	3-9	1-5	2-3	2	2	9	0	2	0	0	32
Henderson, Markell	2-10	1-6	0-0	3	1	5	1	0	0	1	18
Adams, Stephaun	1-3	1-3	2-2	3	0	5	3	1	0	1	13
Frazier, Savante	0-1	0-0	0-1	2	1	0	2	3	0	0	13
Alexander, Courtney	2-4	0-0	0-2	6	1	4	1	3	1	1	23
Hawkins, Ja'Cardo	4-8	1-2	1-2	4	2	10	1	1	0	1	12
Totals	21-63	5-26	8-16	37	18	55	12	14	3	5	200
FG%	1st Half: 10-32 31.3%	2nd Half: 11-31 35.5%	Game: 33.3%								
3FG%	1st Half: 4-10 30.0%	2nd Half: 2-16 12.5%	Game: 19.2%								
FT%	1st Half: 3-12 33.3%	2nd Half: 4-4 100%	Game: 50.0%								

GEORGIA TECH (1-0)

Player	FG-A	3P-A	FT-A	Reb	PF	Pts	A	TO	Bk	S	MIN
Stephens, Quinton	3-9	1-4	5-7	6	2	12	4	2	1	1	30
Gueye, Abdoulaye	2-5	0-0	0-0	4	2	4	4	5	1	0	33
Lammers, Ben	7-9	0-0	1-1	8	2	15	1	1	5	0	33
Moore, Justin	3-7	0-1	0-0	1	1	6	4	1	0	1	32
Okogie, Josh	7-9	1-2	3-6	5	3	18	1	1	0	1	21
Price, Jodan	0-0	0-0	0-0	0	0	0	0	0	0	0	3
Matthews, Christian	2-4	1-3	0-0	0	3	5	0	2	2	0	12
Ogbona, Sylvester	0-1	0-0	0-0	3	1	0	0	1	0	0	7
Heyward, Corey	3-5	0-1	2-2	3	1	8	3	2	0	2	25
McCormick, Kellen	1-1	0-0	0-0	0	0	2	0	0	0	0	4
Totals	28-50	3-11	11-16	34	15	70	17	15	9	5	200
FG%	1st Half: 10-24 41.7%	2nd Half: 18-26 69.2%	Game: 56.0%								
3FG%	1st Half: 1-6 16.7%	2nd Half: 2-5 40.0%	Game: 27.3%								
FT%	1st Half: 9-9 100%	2nd Half: 2-7 28.6%	Game: 68.8%								

Score by Periods	1st	2nd	Total
Tennessee Tech	27	28	55
Georgia Tech	30	40	70

Officials: Jamie Luckie, Jeremy Mosier, Mark Schnur
Attendance: 6018
Points in the paint-TTU 28,GT 40. Points off turnovers-TTU 18,GT 17.
2nd chance points-TTU 13,GT 11. Fast break points-TTU 9,GT 11.
Bench points-TTU 24,GT 15. Score tied-0 times. Lead changed-4 times.
Last FG-TTU 2nd-00:56, GT 2nd-00:27.
Largest lead-TTU by 1 1st-17:31, GT by 16 2nd-08:23.
TTU led for 01:22. GT led for 37:54. Game was tied for 00:44.

GAME 2

Georgia Tech 77, Southern 62
Nov. 14, 2016 • McCamish Pavilion

Tadic Jackson scored 11 consecutive points in the first half and finished with a career-high 20 points as Georgia Tech beat Southern.

Ben Lammers added 13 points, 15 rebounds and blocked a career-best nine shots for Georgia Tech (2-0), which had a school record 16 blocks.

On Friday, Lammers registered career highs of 15 points and five blocked shots while grabbing eight rebounds in the Yellow Jackets' 70-55 season-opening win over Tennessee Tech.

Jackson, who missed the season opener with a hamstring injury, came off the bench to help Tech expand an 18-16 lead to 29-21. Corey Heyward added a 3-pointer and a free throw to push the margin to 12.

Tech played closer to the pace that Pastner is seeking since leaving Memphis. But after building a 41-25 lead with a 19-4 run to close the first half, the Jackets shot just 40 percent (12-of-30) in the second. They made just 1 of 6 3-pointers and went 11-of-20 from the free-throw line.

Trelun Banks scored 19 points for Southern (0-2), who upset Georgia Tech 93-78 in the only previous meeting between the programs in the 1993 NCAA Tournament. Shawn Prudhomme added 15.

SOUTHERN (0-2)

Player	FG-A	3P-A	FT-A	Reb	PF	Pts	A	TO	Bk	S	MIN
Sam, Jared	1-8	0-0	3-3	6	3	5	0	1	0	0	37
Smith, Patrick	1-8	0-2	0-0	2	5	2	0	1	0	0	26
Weatherpoon, J	3-13	0-0	4-7	11	3	7	1	0	2	21	
Banks, Trelun	7-9	3-3	2-2	1	4	19	4	2	0	1	34
Prudhomme, Shawn	6-14	2-5	1-2	2	4	15	1	0	1	1	33
Collins, LaQuentin	0-1	0-0	0-0	0	0	0	0	0	0	0	4
Thomas, Chris	3-8	1-3	0-0	9	2	7	0	2	0	0	19
Canaway, Brendon	1-2	0-1	0-0	0	2	2	0	1	0	0	6
Robinson, Josh	2-8	1-6	0-0	1	1	5	3	2	0	1	16
Bolden, Brandon	0-1	0-0	0-2	1	2	0	0	0	1	0	4
Totals	24-72	7-20	7-12	40	26	62	9	10	3	5	200
FG%	1st Half: 11-36 30.6%	2nd Half: 13-36 36.1%	Game: 33.3%								
3FG%	1st Half: 2-9 22.2%	2nd Half: 5-11 45.5%	Game: 35.0%								
FT%	1st Half: 1-2 50.0%	2nd Half: 6-10 60.0%	Game: 58.3%								

GEORGIA TECH (2-0)

Player	FG-A	3P-A	FT-A	Reb	PF	Pts	A	TO	Bk	S	MIN
Stephens, Quinton	3-8	1-5	5-6	7	1	12	4	2	3	0	33
Gueye, Abdoulaye	1-4	0-2	0-1	5	2	2	1	1	1	0	26
Lammers, Ben	6-9	0-0	1-2	15	3	13	1	2	9	1	33
Moore, Justin	1-3	0-1	0-0	1	4	2	2	0	0	0	10
Okogie, Josh	6-15	0-1	6-10	4	1	18	4	0	1	2	34
Jackson, Tadic	8-11	1-1	3-8	5	1	20	1	1	1	0	21
Price, Jodan	0-1	0-1	0-0	0	0	0	0	0	0	0	1
Matthews, Christian	0-1	0-0	1-2	0	1	1	0	0	1	0	4
Ogbona, Sylvester	1-2	0-0	0-0	1	1	2	0	1	0	0	7
Heyward, Corey	2-3	2-2	1-2	2	3	7	1	3	0	1	30
McCormick, Kellen	0-0	0-0	0-0	0	0	0	0	0	0	0	1
Rowland, Rand	0-0	0-0	0-0	0	0	0	0	0	0	0	0+
Totals	28-57	4-13	17-31	43	17	77	14	12	16	4	200
FG%	1st Half: 16-27 59.3%	2nd Half: 12-30 40.0%	Game: 49.1%								
3FG%	1st Half: 3-7 42.9%	2nd Half: 1-6 16.7%	Game: 30.8%								
FT%	1st Half: 6-11 54.5%	2nd Half: 11-20 55.0%	Game: 54.8%								

Score by Periods	1st	2nd	Total
Southern	25	37	62
Georgia Tech	41	36	77

Officials: Tim Nestor, Lee Cassell, Tony Greene
Attendance: 4360
Points in the paint-SUBRM 26,GT 38. Points off turnovers-SUBRM 11,GT 13.
2nd chance points-SUBRM 19,GT 14. Fast break points-SUBRM 15,GT 17.
Bench points-SUBRM 14,GT 30. Score tied-4 times. Lead changed-5 times.
Last FG-SUBRM 2nd-01:58, GT 2nd-01:21.
Largest lead-SUBRM by 3 1st-12:54, GT by 18 2nd-18:34.
SUBRM led for 03:04. GT led for 34:04. Game was tied for 02:52.

GAME 3

Ohio 67, Georgia Tech 61
Nov. 18, 2016 • McCamish Pavilion

Antonio Campbell scored 25 points and grabbed 12 rebounds and Ohio University rallied with 3-pointers Friday night to win 67-61 at Georgia Tech.

Fifth-year senior Kenny Kaminski scored all 15 points in the second half on 3-pointers as the Bobcats (3-0) were 7 of 15 from beyond the arc after going 3 of 8 in the first half.

Center Ben Lammers led the Yellow Jackets (2-1) with a career-high 22 points, 11 rebounds and four blocked shots in his third career start. The 6-foot-10 junior frequently was matched against the 6-9 Campbell, who last season was Mid-American Conference Player of the Year.

Georgia Tech led 32-27 at halftime and outrebounded the Bobcats 47-38, but the Yellow Jackets shot 27.8 in the second half (10 of 36) and made one 3-pointer.

The Bobcats began to pull away when Georgia Tech went 5:18 without a field goal and Campbell's dunk gave Ohio a 22-17 lead with 6:50 left in the first half.

Campbell finished the first half with 14 points and five rebounds, however, his teammates made just 5 of 19 and scored 13 in that time. Georgia Tech led 32-27 at halftime, tying the game on Lammers' three-point play with 5:23 to go.

Ohio continued to live by a long ball just four days after making 15 3-pointers in a 96-75 win Monday over Sam Houston State. Kaminski was good from distance on back-to-back possessions and the visitors led 49-46 with 11:00 remaining.

Campbell added his third trey moments later to stretch Ohio's lead to four.

Tech tied the game just once more, when Jackson hit a short jumper in the lane with 8:11 left to tie it at 52.

OHIO (3-0)

Player	FG-A	3P-A	FT-A	Reb	PF	Pts	A	TO	Bk	S	MIN
Kaminski, Kenny	5-10	5-8	0-0	4	4	15	0	0	0	1	27
Campbell, Antonio	10-17	3-7	2-4	12	4	25	0	1	3	0	31
Simmons, Jaaron	6-15	2-3	3-5	1	2	17	9	6	0	1	38
Block, Gavin	2-4	0-1	2-3	6	1	6	2	1	0	1	36
Darts, Jordan	2-6	0-2	0-0	5	2	4	2	2	1	0	37
Carter, Jason	0-2	0-0	0-0	2	2	0	0	0	0	0	9
Culver, Rodney	0-0	0-0	0-0	0	1	0	0	2	0	0	5
Laster, Mike	0-4	0-1	0-0	1	0	0	0	0	0	0	8
Taylor, Doug	0-3	0-0	0-4	4	1	0	0	0	1	0	9
Totals	25-61	10-22	7-16	38	17	67	13	12	5	3	200
FG%	1st Half: 11-29 37.9%	2nd Half: 14-32 43.8%	Game: 41.0%								
3FG%	1st Half: 3-8 37.5%	2nd Half: 7-14 50.0%	Game: 45.5%								
FT%	1st Half: 2-7 28.6%	2nd Half: 5-9 55.6%	Game: 43.8%								

GEORGIA TECH (2-1)

Player	FG-A	3P-A	FT-A	Reb	PF	Pts	A	TO	Bk	S	MIN
Stephens, Quinton	1-9	0-4	4-4	4	2	6	3	0	1	0	28
Gueye, Abdoulaye	1-3	0-0	0-0	9	3	2	0	1	0	1	25
Lammers, Ben	9-19	0-0	4-4	11	2	22	0	3	4	0	38
Moore, Justin	2-6	0-0	3-8	2	3	7	8	0	0	0	28
Okogie, Josh	2-13	0-3	1-1	11	3	5	0	3	3	1	30
Jackson, Tadic	6-13	3-4	2-2	4	1	17	0	2	0	0	27
Ogbona, Sylvester	0-1	0-0	0-0	0	1	0	0	1	0	0	2
Heyward, Corey	1-2	0-0	0-0	4	2	2	1	0	0	0	22
Totals	22-66	3-11	14-19	47	17	61	12	11	8	2	200
FG%	1st Half: 12-30 40.0%	2nd Half: 10-36 27.8%	Game: 33.3%								
3FG%	1st Half: 2-6 33.3%	2nd Half: 1-5 20.0%	Game: 27.3%								
FT%	1st Half: 6-10 60.0%	2nd Half: 8-9 88.9%	Game: 73.7%								

Score by Periods	1st	2nd	Total
Ohio	27	40	67
Georgia Tech	32	29	61

Officials: Doug Shows, Raymond Styons, Evon Burroughs
Attendance: 4802
Points in the paint-OHIO 26,GT 36. Points off turnovers-OHIO 7,GT 13.
2nd chance points-OHIO 5,GT 16. Fast break points-OHIO 24,GT 6.
Bench points-OHIO 0,GT 19. Score tied-8 times. Lead changed-8 times.
Last FG-OHIO 2nd-00:07, GT 2nd-00:01.
Largest lead-OHIO by 8 2nd-00:07, GT by 7 1st-02:25.
OHIO led for 14:47. GT led for 19:08. Game was tied for 06:05.



2016-17 GAME SUMMARIES

GAME 4

Georgia Tech 81, Sam Houston State 73

Nov. 22, 2016 • McCamish Pavilion

Ben Lammers scored 12 of his 19 points in the first half as Georgia Tech built a 20-point lead and held on for an 81-73 win over Sam Houston State.

Lammers added eight rebounds and blocked six shots. Josh Okogie had 16 points and Tadic Jackson scored 15 for the Yellow Jackets.

Georgia Tech (3-1) led 40-20 at halftime only to watch Sam Houston State pull within 55-47 on Jamal Williams' layup with 8:49 left, but the Jackets answered with a 10-2 run and held on from there.

The Bearcats pulled within seven points late, but did not seriously threaten.

John Dewey III had 15 points and Dakari Henderson scored 12 for SHSU (2-2).

Sam Houston State was within two after Aurimas Majauskas' layup with 10:31 left in the first half before the Jackets pulled away with a 17-point run. Lammers scored nine, grabbed four rebounds and blocked three shots in that span.

SAM HOUSTON STATE (3-2)

Player	FG-A	3P-A	FT-A	Reb	PF	Pts	A	TO	Bk	S	MIN
Butler, Tony	5-7	0-1	0-0	6	3	10	3	0	1	1	24
Majauskas, Aurimas	3-8	0-1	0-0	7	4	6	1	1	1	0	21
Henderson, Dakari	4-12	3-9	1-3	5	1	12	0	1	0	1	30
Dewey III, John	6-10	0-0	3-6	2	4	15	6	4	0	1	27
Baxter, Paul	2-4	1-3	0-0	2	5	5	2	1	0	0	18
Almanza, Albert	2-2	1-1	1-2	2	2	6	0	0	0	1	13
Delaney, Cameron	1-5	1-4	0-0	1	2	3	1	0	0	1	15
Spivey, Jovante	1-3	1-2	2-2	1	3	5	1	2	0	0	17
Jones Jr., Phillip	0-1	0-0	1-2	3	2	1	0	2	0	0	8
Delaney, Josh	0-1	0-1	0-0	0	1	0	0	0	0	0	1
Williams, Jamal	3-6	0-1	2-3	2	1	8	1	1	0	0	16
Galbreath Jr., Chris	1-6	0-0	0-0	3	3	2	0	3	0	0	10
Totals	28-65	7-23	10-18	35	31	73	15	16	2	5	200
FG%	1st Half: 8-27 29.6%	2nd Half: 20-38 52.6%	Game: 43.1%								
3FG%	1st Half: 1-10 10.0%	2nd Half: 6-13 46.2%	Game: 30.4%								
FT%	1st Half: 3-5 60.0%	2nd Half: 7-13 53.8%	Game: 55.6%								

GEORGIA TECH (3-1)

Player	FG-A	3P-A	FT-A	Reb	PF	Pts	A	TO	Bk	S	MIN
Stephens, Quinton	3-11	2-5	2-4	10	2	10	2	4	0	4	34
Lammers, Ben	6-8	0-0	7-9	8	2	19	2	1	6	0	37
Moore, Justin	4-8	0-0	1-4	2	3	9	6	5	0	2	38
Okogie, Josh	5-10	1-2	5-7	3	4	16	1	1	1	0	26
Heyward, Corey	3-8	1-2	3-4	5	4	10	3	1	0	1	34
Jackson, Tadic	5-5	2-2	3-8	0	2	15	2	1	1	0	19
Price, Jordan	0-0	0-0	0-0	1	0	0	0	0	0	0	3
Ogbonna, Sylvester	0-0	0-0	0-0	0	0	0	0	0	0	1	3
Gueye, Abdoulaye	1-1	0-0	0-0	2	1	2	0	0	0	0	6
Totals	27-51	6-11	21-36	31	18	81	16	16	8	8	200
FG%	1st Half: 15-31 48.4%	2nd Half: 12-20 60.0%	Game: 52.9%								
3FG%	1st Half: 5-8 62.5%	2nd Half: 1-3 33.3%	Game: 54.5%								
FT%	1st Half: 5-9 55.6%	2nd Half: 16-27 59.3%	Game: 58.3%								

Score by Periods

	1st	2nd	Total
Sam Houston State	20	53	73
Georgia Tech	40	41	81

Officials: James Breeding, Lee Cassell, A.J. Desai

Attendance: 4181

Points in the paint-SHSU 34,GT 40. Points off turnovers-SHSU 13,GT 17.

2nd chance points-SHSU 15,GT 10. Fast break points-SHSU 12,GT 12.

Bench points-SHSU 25,GT 17. Score tied-1 time. Lead changed-0 times.

Last FG-SHSU 2nd-00:03, GT 2nd-01:55.

Largest lead-SHSU None, GT by 22 1st-00:15.

SHSU led for 00:00. GT led for 38:23. Game was tied for 01:37.

GAME 5

Georgia Tech 82, Tulane 68

Nov. 26, 2016 • McCamish Pavilion

Josh Okogie set a Georgia Tech freshman scoring record with 38 points, Ben Lammers added 19 points and 12 rebounds and Georgia Tech beat Tulane 82-68.

Quinton Stephens had 14 points and 12 rebounds as the Yellow Jackets (4-1) finished a five-game home stand to begin its first season under coach Josh Pastner.

Cameron Reynolds finished with 20 points to lead Tulane (1-5), which is in its first season under former NBA coach Mike Dunleavy.

Okogie hit 10 of his first 16 shots from the field and had 23 points when his layup pushed the Jackets to a 58-49 lead with 9:35 remaining.

Georgia Tech led 37-32 at halftime as Stephens combined with Okogie for 21 points and with Lammers for 15 rebounds.

Tulane, playing its first road game, missed its first six shots of the second half and trailed 48-32 on Lammers' three-point play.

The Green Wave cut the lead to five three times, but Lammers answered with a dunk and a 12-foot turnaround jumper from the baseline that made it 65-58 with 6:13 remaining.

Okogie followed with a pair of free throws, a dunk on a bounce pass from Lammers and he added a 3-point play for a 16-point lead at the 2:03 mark.

TULANE (1-5)

Player	FG-A	3P-A	FT-A	Reb	PF	Pts	A	TO	Bk	S	MIN
Smith, Ryan	3-7	0-0	0-0	6	4	6	1	0	1	1	30
Reynolds, Cameron	6-13	2-5	6-6	3	5	20	3	3	0	1	30
Morgan, Malik	4-7	2-4	3-4	5	5	13	1	3	1	1	35
Slater, Colin	2-6	0-2	1-2	2	1	5	0	0	0	0	15
Frazier, Melvin	1-3	1-2	0-0	2	2	3	0	2	1	0	11
Ona Embo, Ray	0-1	0-1	0-0	1	0	0	2	0	0	0	6
Conroy, Riley	0-0	0-0	0-0	0	0	0	0	0	0	0	2
Julien, Von	2-4	1-1	1-3	2	3	6	2	1	0	1	25
Harris, Kain	4-11	2-7	1-2	0	2	11	0	2	0	2	29
Reyes, Sammis	1-2	0-0	0-0	0	3	2	0	0	1	1	4
Jones, Darian	0-0	0-0	0-0	0	0	0	0	0	0	0	2
Paul, Blake	1-4	0-0	0-0	5	1	2	3	1	2	0	11
Totals	24-58	8-22	12-17	27	26	68	12	14	6	7	200
FG%	1st Half: 14-32 43.8%	2nd Half: 10-26 38.5%	Game: 41.4%								
3FG%	1st Half: 4-14 28.6%	2nd Half: 4-8 50.0%	Game: 36.4%								
FT%	1st Half: 0-0 0.0%	2nd Half: 12-17 70.6%	Game: 70.6%								

GEORGIA TECH (4-1)

Player	FG-A	3P-A	FT-A	Reb	PF	Pts	A	TO	Bk	S	MIN
Stephens, Quinton	4-8	2-3	4-7	12	2	14	2	2	1	1	37
Lammers, Ben	8-11	0-0	3-5	12	1	19	2	1	4	0	33
Moore, Justin	2-5	0-0	1-2	4	4	5	3	0	0	0	29
Okogie, Josh	12-20	1-3	13-18	5	3	38	3	2	0	1	34
Heyward, Corey	0-3	0-2	0-0	1	3	0	1	0	0	0	21
Jackson, Tadic	1-5	0-1	1-2	0	2	3	0	2	0	2	12
Health, Josh	1-5	1-2	0-0	1	3	3	5	3	0	1	23
Matthews, Christian	0-0	0-0	0-0	1	0	0	0	0	0	0	0+
Ogbonna, Sylvester	0-0	0-0	0-0	0	1	0	0	0	0	0	3
Gueye, Abdoulaye	0-1	0-0	0-0	3	1	0	0	1	0	0	8
Totals	28-58	4-11	22-34	40	20	82	18	15	5	5	200
FG%	1st Half: 15-34 44.1%	2nd Half: 13-24 54.2%	Game: 48.3%								
3FG%	1st Half: 3-7 42.9%	2nd Half: 1-4 25.0%	Game: 36.4%								
FT%	1st Half: 4-12 33.3%	2nd Half: 18-22 81.8%	Game: 64.7%								

Score by Periods

	1st	2nd	Total
Tulane	32	36	68
Georgia Tech	37	45	82

Officials: Jerry Heater, Michael Stephens, Alfred Smith

Attendance: 4479

Points in the paint-TLNU 24,GT 38. Points off turnovers-TLNU 22,GT 18.

2nd chance points-TLNU 9,GT 16. Fast break points-TLNU 13,GT 18.

Bench points-TLNU 21,GT 6. Score tied-8 times. Lead changed-5 times.

Last FG-TLNU 2nd-01:12, GT 2nd-02:03.

Largest lead-TLNU by 6 1st-10:18, GT by 16 2nd-17:19.

TLNU led for 05:03. GT led for 29:59. Game was tied for 04:53.

GAME 6

Penn State 67, Georgia Tech 60

Nov. 29, 2016 • University Park, Pa.

Quinton Stephens led Georgia Tech (4-2) with 13 points and 11 rebounds while Ben Lammers had 12 points and 11 rebounds, but the Yellow Jackets dropped their ACC/Big Ten Challenge game to Penn State, at the Bryce Jordan Center.

Josh Reaves sank his first 3-pointer of the season with the Nittany Lions clinging to a two-point lead and 1:40 remaining, dashing any hopes the Yellow Jackets had for a late comeback.

Shep Garner scored 17 points, and Mike Watkins added 12 and grabbed 12 rebounds to help secure the win Penn State (5-3) led for 20:57, including most of the second half, and closed out the game on a 10-5 run keyed by Reaves' shot.

It was one of just four 3-pointers that landed for the Nittany Lions, who attempted 15.

Stephens recorded his third consecutive game with double digits in points and rebounds, while Ben Lammers had his fourth double-double of the year. Josh Okogie added 13 points for the Yellow Jackets.

The teams spent more than six minutes tied and swapped the lead seven times in the first half before Penn State took control with a 7-0 run.

Okogie gave Georgia Tech its last lead on the first shot of the second half. His 3-pointer put the Yellow Jackets up 31-30 before Penn State jumped back out front. Okogie pulled his squad into a tie with another 3 to make it 39-39 with 13 minutes remaining.

GEORGIA TECH (4-2)

Player	FG-A	3P-A	FT-A	Reb	PF	Pts	A	TO	Bk	S	MIN
Stephens, Quinton	5-11	3-8	0-0	11	0	13	2	2	1	1	38
Lammers, Ben	6-12	0-0	0-0	10	5	12	2	3	4	2	35
Moore, Justin	3-5	0-0	0-0	1	1	6	4	4	1	0	30
Okogie, Josh	5-21	2-4	1-2	3	3	13	1	1	0	1	27
Heyward, Corey	0-0	0-0	0-0	0	1	0	0	2	0	0	13
Jackson, Tadic	2-9	1-3	2-3	2	2	7	3	2	0	0	24
Health, Josh	3-6	1-1	0-0	0	3	7	3	0	2	2	26
Matthews, Christian	0-0	0-0	0-0	0	0	0	0	0	0	0	0+
Ogbonna, Sylvester	0-0	0-0	2-2	0	1	2	0	0	0	0	3
McCormick, Kellen	0-0	0-0	0-0	0	0	0	0	0	0	0	0+
Gueye, Abdoulaye	0-2	0-0	0-0	6	0	0	0	2	0	0	4
Totals	24-66	7-16	5-7	43	16	60	15	17	8	6	200
FG%	1st Half: 11-33 33.3%	2nd Half: 13-33 39.4%	Game: 36.4%								
3FG%	1st Half: 3-7 42.9%	2nd Half: 4-9 44.4%	Game: 43.8%								
FT%	1st Half: 3-3 100%	2nd Half: 2-4 50.0%	Game: 71.4%								

PENN STATE (5-3)

Player	FG-A	3P-A	FT-A	Reb	PF	Pts	A	TO	Bk	S	MIN
Banks, Payton	2-6	0-3	0-0	1	1	4	3	1	0	0	22
Stevens, Lamar	5-10	0-0	0-0	9	1	10	3	1	0	2	32
Watkins, Mike	5-8	0-0	2-4	12	2	12	0	3	5	0	26
Carr, Tony											

2016-17 GAME SUMMARIES

GAME 7

Tennessee 81, Georgia Tech 58 Dec. 3, 2016 • Knoxville, Tenn.

Quinton Stephens scored 15 points, leading four Georgia Tech players in double figures, but the Yellow Jackets fell behind early and lost their second straight game on the road, 81-58, to Tennessee at Thompson-Boling Arena.

Shembari Phillips and Grant Williams each scored 14 points against the Yellow Jackets, who hadn't trailed a game by more than eight points all season before Saturday.

Tennessee (3-3) was returning from a nine-day layoff after going 1-2 in the Maui Invitational last week, but it was Georgia Tech that looked like it hadn't played in over a week. Tennessee stayed in control virtually the entire way and led by as many as 28 points.

Georgia Tech (4-3) played without usual starting guard Justin Moore, who stayed in Atlanta because of a stomach virus. Josh Heath, who made 15 starts in 2015-16, started in Moore's place and scored just two points while shooting 0 for 7.

Tennessee was playing its third straight game without Jordan Bone, who has a stress fracture in his left foot. Bone had been Tennessee's starting point guard before his injury. The Vols also played a third straight game without forward Admiral Schofield due to a violation of team rules.

The Vols overcame the absence of those two guys by getting big contributions from just about everyone who did play.

Williams' 14 points represented a career high for the freshman forward. Phillips, a natural shooting guard playing point guard for now, had five rebounds and a career-high seven assists with only one turnover.

GEORGIA TECH (4-3)

Player	FG-A	3P-A	FT-A	Reb	PF	Pts	A	TO	Bk	S	MIN
Stephens, Quinton	6-13	3-5	0-1	3	4	15	0	5	1	0	28
Lammers, Ben	3-7	0-0	4-4	14	2	10	2	1	1	1	32
Heath, Josh	0-7	0-0	2-2	2	2	2	4	3	0	2	36
Heyward, Corey	1-6	1-3	0-0	4	1	3	3	0	0	1	26
Okogie, Josh	3-9	0-1	5-6	1	4	11	1	1	0	3	24
Jackson, Tadic	1-4	0-0	0-0	1	2	2	0	3	0	0	10
Price, Jordan	0-2	0-1	0-0	0	0	0	1	0	0	0	7
Matthews, Christian	4-7	2-3	4-5	0	2	14	1	1	0	1	13
Ogbonna, Sylvester	0-0	0-0	1-2	0	2	1	0	1	0	1	8
McCormick, Kellen	0-0	0-0	0-0	1	0	0	0	0	0	0	9
Gueye, Abdoulaye	0-0	0-0	0-0	1	3	0	0	3	0	0	7
Totals	18-55	6-13	16-20	31	22	58	12	19	2	9	200
FG%	1st Half: 7-29 24.1%	2nd Half: 11-26 42.3%	Game: 32.7%								
3FG%	1st Half: 4-7 57.1%	2nd Half: 2-6 33.3%	Game: 46.2%								
FT%	1st Half: 7-8 87.5%	2nd Half: 9-12 75.0%	Game: 80.0%								

TENNESSEE (3-3)

Player	FG-A	3P-A	FT-A	Reb	PF	Pts	A	TO	Bk	S	MIN
Fulkerson, John	5-9	0-0	2-3	8	2	12	1	0	1	1	24
Williams, Grant	6-11	0-1	2-2	6	2	14	1	6	0	2	20
Bowden, Jordan	2-6	1-3	0-0	0	1	5	2	1	0	0	23
Phillips, Shembari	4-5	2-2	4-4	5	2	14	7	1	0	0	30
Hubbs III, Robert	3-7	0-0	4-4	3	4	10	0	1	0	2	25
Turner, Lamonte	2-3	1-1	3-4	2	2	8	2	2	0	0	19
Alexander, Kyle	2-4	0-0	0-1	3	2	4	1	0	0	0	13
Parker, Kwe	0-0	0-0	0-0	0	2	0	0	2	0	1	8
Mostella, Detrick	2-6	1-3	2-4	3	2	7	1	1	0	1	16
Evans, Lew	2-2	1-1	2-2	6	4	7	3	2	0	1	22
Totals	28-53	6-11	19-24	37	23	81	18	16	1	8	200
FG%	1st Half: 15-27 55.6%	2nd Half: 13-26 50.0%	Game: 52.8%								
3FG%	1st Half: 3-6 50.0%	2nd Half: 3-5 60.0%	Game: 54.5%								
FT%	1st Half: 9-12 75.0%	2nd Half: 10-12 83.3%	Game: 79.2%								

Score by Periods	1st	2nd	Total
Georgia Tech	25	33	58
Tennessee	42	39	81

Officials: Joe Lindsay, Ron Groover, Chuck Jones
Attendance: 12634

Points in the paint-GT 16, UT 36. Points off turnovers-GT 18, UT 20.

2nd chance points-GT 7, UT 12. Fast break points-GT 9, UT 2.

Bench points-GT 17, UT 26. Score tied-1 time. Lead changed-1 time.

Last FG-GT 2nd-02:04, UT 2nd-02:21.

Largest lead-GT by 3 1st-17:56, UT by 28 2nd-14:21.

GT led for 01:05. UT led for 36:28. Game was tied for 02:25.

GAME 8

Georgia Tech 76, VCU 73 (ot) Dec. 7, 2016 • Richmond, Va.

Rebuilding or not, Georgia Tech did not want to head into a 10-day layoff for finals coming off a winless three-game road trip.

They won't, thanks to Josh Heath, who hit a tie-breaking 12-foot jumper in overtime, and fellow guard Tadic Jackson, who bounced back from one of his worst games with one of his best as the Yellow Jackets beat VCU 76-73 in overtime at the Siegel Center.

Jackson scored 19 of his 24 points after halftime for the Yellow Jackets (5-3), who are heading into a break for finals. They won despite turning the ball over 20 times and getting just three points from freshman scoring sensation Josh Okogie, who played 16 minutes.

Ben Lammers had 18 points, eight rebounds and four blocks for the Yellow Jackets.

Justin Tillman had 26 points and nine rebounds and JeQuan Lewis scored 16 for the Rams (6-3), who lost their second straight.

The Rams closed regulation with a 7-2 run, forcing overtime when Tillman scored with 54 seconds left and neither team could score again. In the overtime, Lewis scored for VCU, Jackson followed with a 3-pointer and Lewis hit one of two free throws with 1:50 remaining.

Heath's jumper made it 75-73, and the Yellow Jackets missed 3 of 4 free throws in the closing minutes, but Doug Brooks missed a pair of 3-point tries for the Rams, and his shot at the buzzer hit off the backboard but wasn't close to going in.

GEORGIA TECH (5-3)

Player	FG-A	3P-A	FT-A	Reb	PF	Pts	A	TO	Bk	S	MIN
Moore, Justin	2-4	0-0	0-2	2	1	4	1	6	0	0	18
Okogie, Josh	1-4	1-2	0-0	2	2	3	1	1	0	0	16
Stephens, Quinton	4-7	0-1	4-6	8	4	12	3	2	2	1	42
Heyward, Corey	2-3	1-2	0-1	4	1	5	2	1	0	1	32
Lammers, Ben	7-13	0-0	2-5	8	3	16	2	1	4	2	42
Jackson, Tadic	9-18	2-5	4-6	4	3	24	0	0	0	1	31
Heath, Josh	4-8	0-0	1-2	3	2	9	2	5	0	3	32
Matthews, Christian	0-4	0-0	3-4	2	1	3	0	0	0	0	11
Gueye, Abdoulaye	0-0	0-0	0-0	0	2	0	0	2	0	2	5
Totals	29-61	4-10	14-26	38	19	76	11	20	6	10	228
FG%	1st Half: 13-29 44.8%	2nd Half: 14-25 56.0%	Game: 47.5%								
3FG%	1st Half: 1-2 50.0%	2nd Half: 2-7 28.6%	Game: 40.0%								
FT%	1st Half: 9-14 64.3%	2nd Half: 4-7 57.1%	Game: 53.8%								

VCU (6-3)

Player	FG-A	3P-A	FT-A	Reb	PF	Pts	A	TO	Bk	S	MIN
Lewis, JeQuan	5-11	3-5	3-4	4	3	16	7	7	0	2	36
Tillman, Justin	10-16	0-1	6-7	9	4	26	2	3	0	1	39
Williams, Jonathan	0-3	0-0	0-0	3	1	0	4	2	0	0	20
Allie-Cox, Mo	2-7	0-0	2-2	6	4	6	0	1	3	1	30
Burgess, Jordan	3-8	1-5	0-0	3	2	7	1	1	1	2	31
Jenkins, De'Riante	2-2	2-2	2-2	0	1	8	1	0	1	0	13
Doughty, Samir	0-2	0-0	0-0	3	1	0	1	4	0	0	14
Brooks, Doug	3-9	2-6	2-4	1	2	10	2	1	0	4	25
Crowfield, Malik	0-1	0-1	0-0	0	1	0	0	0	0	0	3
Fraser, Marquell	0-0	0-0	0-0	0	0	0	0	0	0	0	1
Hamdy, Ahmed	0-1	0-0	0-2	3	3	0	1	1	2	1	15
Totals	25-60	8-20	15-21	36	22	73	19	21	6	12	228
FG%	1st Half: 10-27 37.0%	2nd Half: 14-27 51.9%	Game: 41.7%								
3FG%	1st Half: 2-4 50.0%	2nd Half: 6-12 50.0%	Game: 40.0%								
FT%	1st Half: 6-10 60.0%	2nd Half: 8-8 100%	Game: 71.4%								

Score by Periods	1st	2nd	OT	Total
Georgia Tech	36	34	6	76
VCU	28	42	3	73

Officials: Jamie Luckie, James Breeding, Jeff Clark
Attendance: 7637

Points in the paint-GT 30, VCU 30. Points off turnovers-GT 18, VCU 29.

2nd chance points-GT 9, VCU 13. Fast break points-GT 4, VCU 6.

Bench points-GT 36, VCU 18. Score tied-7 times. Lead changed-8 times.

Last FG-GT OT-01:21, VCU OT-04:06.

Largest lead-GT by 8 1st-00:00, VCU by 2 2nd-15:13.

GT led for 35:29. VCU led for 03:17. Game was tied for 05:44.

GAME 9

Georgia Tech 74, Alcorn State 50 Dec. 18, 2016 • McCamish Pavilion

Ben Lammers had 12 points and 13 rebounds for his sixth double-double of the season and Georgia Tech routed Alcorn State 74-50.

The 6-foot-10 junior was 5-for-7 from the field and had six offensive rebounds and one blocked shot for the Yellow Jackets, who won their second-straight game. Lammers played only 20 minutes and didn't return to the court for the final 6:39.

Georgia Tech (6-3) had three others in double figures: Josh Okogie with 14 points and three steals, Tadic Jackson with 14 points, and Quinton Stephens with 11 points and eight rebounds.

Alcorn State (2-7) lost its fifth straight game. The Braves were led by A.J. Mosby with 16 points, including four 3-pointers, and Reginal Johnson with 15 points and five rebounds.

Alcorn State was able to hang around for the early part of the first half because of its 3-point success. The Braves were within 18-12 when Denzel Dulin made a 3-pointer with 11:28 left in the first half.

But Georgia Tech responded with a 12-2 run that included back-to-back dunks from Jackson and Lammers, as well as a three-point play from Okogie. The run gave the Yellow Jackets a 30-14 lead with 6:00 left in the half.

ALCORN STATE (2-7)

Player	FG-A	3P-A	FT-A	Reb	PF	Pts	A	TO	Bk	S	MIN
Carter, Tyler	0-1	0-0	0-0	0	2	0	0	1	0	0	6
Reed, Yalen	0-2	0-1	0-0	1	4	0	0	0	0	0	14
Brewer, Devon	0-2	0-0	0-0	0	2	0	1	1	1	1	9
Mosby, AJ	5-8	4-5	2-2	3	1	16	3	5	1	0	32
Patterson, Avery	0-5	0-3	1-2	2	2	1	1	4	0	1	20
Katumbusi, Rahamanh	0-0	0-2	3-0	0	2	0	0	0	0	0	8
Dulin, Denzel	2-8	1-3	0-0	0	2	5	0	1	0	1	32
Howard, Maurice	2-5	1-3	0-0	2	1	5	1	2	0	1	16
Henderson, Juwan	0-0	0-0	3-4	1	1	3	0	2	0	1	5
Smith, TyQuayon	0-0	0-0	0-0	1	1	0	0	0	1	0	10
Johnson, Reginal	6-10	0-2	3-5	1	5	15	0	1	0	1	24
Vance, Marquis	1-8	1-2	0-0	6	2	3	1	3	2	0	24
Totals	16-51	7-19	11-15	31	19	50	7	21	5	6	199
FG%	1st Half: 8-25 32.0%	2nd Half: 8-26 30.8%	Game: 31.4%								
3FG%	1st Half: 6-7 85.7%	2nd Half: 1-12 8.3%	Game: 36.8%								
FT%	1st Half: 0-0 0.0%	2nd Half: 11-15 73.3%	Game: 73.3%								

GEORGIA TECH (6-3)

Player	FG-A	3P-A	FT-A	Reb	PF	Pts	A	TO	Bk	S	MIN
Stephens, Quint											



2016-17 GAME SUMMARIES

GAME 10

Georgia 60, Georgia Tech 43 Dec. 20, 2016 • McCamish Pavilion

Ben Lammers led the Yellow Jackets with 10 points, in a 60-43 defeat to Georgia.

It was the Bulldogs' first win at Georgia Tech since 2010 and their second straight win in the rivalry following four straight for Georgia Tech.

J.J. Frazier scored 11 of his 15 points in the second half of what he said was "a great team win" for the Bulldogs.

Georgia (8-3) kept its lead in double figures most of the second half. Yante Maten had 11 second-half points, giving him 26 consecutive games in double figures.

Georgia Tech (6-4) took its only lead at 8-7.

Frazier's floater started a 9-0 Georgia run and he sank a 3-pointer to open the second half.

The Yellow Jackets couldn't overcome the cold shooting of Quinton Stephens, who was scoreless while missing each of his nine shots from the field, and Tadic Jackson, who was held to five points, about seven below his average.

Ben Lammers led the Yellow Jackets with 10 points, well below his average of 15.3. Josh Okogie had eight points and eight rebounds.

GEORGIA (8-3)

Player	FG-A	3P-A	FT-A	Reb	PF	Pts	A	TO	Bk	S	MIN
Maten, Yante	5-12	0-1	6-8	7	0	16	2	2	0	1	34
Ogbeide, Derek	5-6	0-0	1-2	7	1	11	1	0	2	1	26
Harris, Jordan	2-4	2-4	0-0	4	3	6	5	3	0	1	29
Parker, Jwan	3-12	0-1	0-0	6	2	6	1	1	0	1	28
Frazier, J.J.	5-13	1-6	4-4	1	2	15	2	4	0	1	31
Jackson, William II	1-2	0-0	0-0	1	1	2	0	1	0	0	12
Crump, Tyree	0-3	0-1	0-0	1	0	0	1	0	0	0	3
Diatla, Pape	0-3	0-3	0-0	2	0	0	1	0	0	0	4
Wiridge, E'Torion	0-1	0-1	0-0	0	0	0	1	1	0	1	9
Young, Brandon	0-0	0-0	0-0	0	0	0	0	0	0	0	0+
Kessler, Houston	0-1	0-0	0-0	3	1	0	0	0	0	0	3
Geno, Kenny Paul	2-3	0-1	0-0	2	3	4	0	0	0	1	5
Edwards, Mike	0-2	0-0	0-0	3	1	0	0	0	0	0	16
Totals	23-62	3-18	11-14	40	14	60	13	13	2	7	200
FG%	1st Half: 11-35 31.4%	2nd Half: 12-27 44.4%	Game: 37.1%								
3FG%	1st Half: 2-11 18.2%	2nd Half: 1-7 14.3%	Game: 16.7%								
FT%	1st Half: 3-3 100%	2nd Half: 8-11 72.7%	Game: 78.6%								

GEORGIA TECH (6-4)

Player	FG-A	3P-A	FT-A	Reb	PF	Pts	A	TO	Bk	S	MIN
Stephens, Quinton	0-9	0-4	0-0	7	3	0	1	4	0	3	30
Lammers, Ben	4-10	0-0	2-2	8	2	10	3	2	3	0	36
Moore, Justin	3-6	0-0	0-0	1	0	6	2	3	0	0	22
Okogie, Josh	3-10	0-1	2-2	8	3	8	0	4	0	2	31
Heyward, Corey	1-3	0-0	2-4	3	4	4	1	0	0	1	26
Jackson, Tadic	2-5	1-2	0-2	0	1	5	1	0	0	0	21
Heath, Josh	2-4	0-1	0-0	0	2	4	0	2	1	0	16
Matthews, Christian	2-3	0-1	0-0	0	0	4	0	0	0	1	12
McCormick, Kellen	0-0	0-0	0-0	0	0	0	0	0	0	0	1
Gueye, Abdoulaye	1-2	0-1	0-0	1	1	2	0	0	0	0	5
Totals	18-52	1-10	6-10	31	16	43	8	16	4	7	200
FG%	1st Half: 7-26 26.9%	2nd Half: 11-26 42.3%	Game: 34.6%								
3FG%	1st Half: 0-5 0.0%	2nd Half: 1-5 20.0%	Game: 10.0%								
FT%	1st Half: 4-6 66.7%	2nd Half: 2-4 50.0%	Game: 60.0%								

Score by Periods

	1st	2nd	Total
Georgia	27	33	60
Georgia Tech	18	25	43

Officials: Tony Greene, Ron Groover, Doug Simons

Attendance: 8600

Points in the paint-UGA 34,GT 30. Points off turnovers-UGA 14,GT 8.

2nd chance points-UGA 19,GT 2. Fast break points-UGA 11,GT 6.

Bench points-UGA 6,GT 15. Score tied-1 time. Lead changed-2 times.

Last FG-UGA 2nd-01:08, GT 2nd-01:22.

Largest lead-UGA by 17 2nd-00:22, GT by 1 1st-11:52.

UGA led for 38:23. GT led for 00:12. Game was tied for 01:25.

GAME 11

Georgia Tech 76, Wofford 72 Dec. 22, 2016 • McCamish Pavilion

Ben Lammers scored 12 of his 19 points in the second half, Justin Moore added a career-high 12 points, and all of Tadic Jackson's 14 came in the first half as Georgia Tech rediscovered offense for a 76-72 win over Wofford.

The Yellow Jackets (7-4) still needed four free throws in the final five seconds Thursday from Josh Heath, who scored a season-high 12 off the bench, to beat the Terriers (5-8) for the 14th straight time.

Wofford stuck around with 3-pointers in the second half, when Eric Garcia sank five of his total six on the way to scoring 23, and the Terriers made 7-of-16 after intermission.

As Tech built a 38-30 halftime lead, though, the Jackets held Wofford to 4-of-15 from distance.

The Terriers pulled within a point twice in the second half, and on three other occasions they were down by two. Three possessions for the lead were foiled by missed shots and a fourth by a turnover.

Garcia's three free throws with five seconds left pulled Wofford to within 72-70, but Heath then made a pair of free throws without any time off the clock. After forward Cameron Jackson scored a short jumper to pull Wofford within two with just 0.6 seconds to go, Heath added two more at 0.1.

WOFFORD (5-8)

Player	FG-A	3P-A	FT-A	Reb	PF	Pts	A	TO	Bk	S	MIN
Jackson, Cameron	5-10	0-1	0-0	11	2	10	3	0	2	0	31
Sawwell, Ryan	2-7	0-1	0-1	3	1	4	1	2	0	1	34
Magee, Fletcher	4-15	2-9	2-2	2	0	12	4	1	1	0	32
Garcia, Eric	7-10	6-9	3-3	2	2	23	6	1	0	0	36
Allen, Jaylen	0-3	0-2	0-0	2	2	0	1	2	0	2	12
Lowery, Dishon	0-0	0-0	0-0	0	0	0	0	1	0	0	4
Brooks, Derrick	2-3	0-0	0-0	0	2	4	1	0	0	1	9
Theme-Love, Donovan	0-1	0-1	0-0	2	2	0	1	0	0	0	4
Hoover, Nathan	4-12	3-8	6-6	5	3	17	0	0	0	0	26
Tucker, Justin	0-1	0-0	0-0	0	0	0	0	0	0	0	2
Pegram, Matthew	1-1	0-0	0-0	3	2	2	1	1	0	0	10
Totals	25-63	11-31	11-12	32	16	72	18	9	3	4	200
FG%	1st Half: 11-33 33.3%	2nd Half: 14-30 46.7%	Game: 39.7%								
3FG%	1st Half: 4-15 26.7%	2nd Half: 7-16 43.8%	Game: 35.5%								
FT%	1st Half: 4-4 100%	2nd Half: 7-8 87.5%	Game: 91.7%								

GEORGIA TECH (7-4)

Player	FG-A	3P-A	FT-A	Reb	PF	Pts	A	TO	Bk	S	MIN
Stephens, Quinton	2-6	1-2	2-3	12	2	7	3	1	1	1	33
Lammers, Ben	9-12	0-0	1-2	7	2	19	6	4	2	1	37
Moore, Justin	5-11	0-1	2-3	2	2	12	0	1	0	0	23
Jackson, Tadic	5-9	4-4	0-0	5	1	14	3	0	0	0	24
Okogie, Josh	3-3	0-0	4-4	3	1	10	2	1	1	2	33
Heath, Josh	3-8	0-3	6-8	4	2	12	3	2	0	0	28
Matthews, Christian	0-3	0-1	2-2	0	0	2	0	0	0	1	6
Ogbona, Sylvester	0-0	0-0	0-0	1	0	0	0	0	1	0	2
Heyward, Corey	0-0	0-0	0-0	1	1	0	0	0	0	0	9
McCormick, Kellen	0-0	0-0	0-0	0	0	0	0	1	0	0	1
Gueye, Abdoulaye	0-0	0-0	0-0	0	1	0	0	0	0	0	4
Totals	27-52	5-11	17-22	35	12	76	17	10	5	5	200
FG%	1st Half: 14-26 53.8%	2nd Half: 13-26 50.0%	Game: 51.9%								
3FG%	1st Half: 5-9 55.6%	2nd Half: 0-2 0.0%	Game: 45.5%								
FT%	1st Half: 5-6 83.3%	2nd Half: 12-16 75.0%	Game: 77.3%								

Score by Periods

	1st	2nd	Total
Wofford	30	42	72
Georgia Tech	38	38	76

Officials: Pat Driscoll, Tim Clougherty, Mike Stuart

Attendance: 4725

Points in the paint-WOF 22,GT 38. Points off turnovers-WOF 14,GT 14.

2nd chance points-WOF 15,GT 6. Fast break points-WOF 0,GT 14.

Bench points-WOF 23,GT 14. Score tied-5 times. Lead changed-6 times.

Last FG-WOF 2nd-00:01, GT 2nd-01:35.

Largest lead-WOF by 6 1st-09:14, GT by 10 2nd-18:44.

WOF led for 06:39. GT led for 29:31. Game was tied for 03:50.

GAME 12

Georgia Tech 59, North Carolina A&T 52 Dec. 28, 2016 • McCamish Pavilion

Kellen McCormick scored 12 points, all on 3-pointers in the second half, and Tadic Jackson scored 11 of his 12 points after the break to help Georgia Tech rally for a 59-52 win over North Carolina A&T.

Georgia Tech led for just 10:36, missing their first seven shots and 13 of their first 15, only to have to steal the lead late in each half.

Tech made five of its last eight shots in the first half for a 26-23 lead, but North Carolina A&T junior guard Sam Hunt scored 16 of his game-high 20 points in the second half. Davaris McGowens added 14 points and eight rebounds for the Aggies.

Hunt gave A&T a 30-28 lead on a 3-pointer with 15:10 remaining.

The Jackets were in trouble as their deficit grew, and center Ben Lammers - their leading scorer, rebounder and shot blocker - was in foul trouble.

McCormick stayed hot, and Tadic Jackson scored 11 of his 12 points in the second half - including seven in a 9-0 run that gave Tech a 50-45 lead when he was good on a 3-point play with 2:46 left.

The Aggies cut that lead to a single point before McCormick's final trey gave the Jackets breathing room with 1:29 to go.

NORTH CAROLINA A&T (1-12)

Player	FG-A	3P-A	FT-A	Reb	PF	Pts	A	TO	Bk	S	MIN
Reese, Nick	0-1	0-0	0-0	1	3	0	0	0	0	0	12
Scales, Aaron	1-2	0-0	1-4	10	4	3	0	2	0	2	36
Hunt, Sam	5-16	2-8	8-8	3	2	20	2	5	0	2	37
Pratt, Raymon	1-7	0-2	0-0	4	1	2	0	1	0	2	22
Hamilton, Amari	1-6	1-4	0-0	2	0	3	2	2	0	3	33
McGowens, Davaris	5-9	0-0	4-5	8	4	14	1	2	1	2	27
Whitaker, James	3-8	0-3	1-1	0	4	7	1	0	0	0	20
Williams, Austin	1-2	0-0	1-2	0	2	3	1	0	0	0	10
Carrington, Charles	0-2	0-0	0-0	1	2	0	0	0	0	0	3
Totals	17-53	3-17	15-20	35	22	52	7	12	1	11	200
FG%	1st Half: 9-26 34.6%	2nd Half: 8-27 29.6%	Game: 32.1%								
3FG%	1st Half: 1-10 10.0%	2nd Half: 2-7 28.6%	Game: 17.6%								
FT%	1st Half: 4-7 57.1%	2nd Half: 11-13 84.6%	Game: 75.0%								

GEORGIA TECH (8-4)

Player	FG-A	3P-A	FT-A	Reb	PF	Pts	A	TO	Bk	S	MIN
Stephens, Quinton	2-10	0-1	5-6	9	3	9	1	2	2	0	30
Lammers, Ben	5-7	0-0	2-3	6	4	12	1	1	2	1	31
Moore, Justin	2-7	1-2	0-1	3	1	5	4	1	0	1	29
Jackson, Tadic											

2016-17 GAME SUMMARIES

GAME 13

Georgia Tech 75, North Carolina 63 Dec. 31, 2016 • McCamish Pavilion

Josh Okogie scored 26 points, Ben Lammers had 11 points and 11 rebounds, and Georgia Tech pulled off a major upset with a 75-63 victory over No. 9 North Carolina in the Atlantic Coast Conference opener for both teams.

Justin Jackson finished with 16 points and Nate Britt scored 13 for the Tar Heels, who committed a season-high 20 turnovers. North Carolina (12-3, 0-1) never led after Okogie hit two free throws with 11:59 remaining.

Before tipoff it seemed the Jackets (9-4, 1-0) had little chance to win. They didn't beat North Carolina A&T, which is 1-12, until the closing minutes on Wednesday. They also held off Wofford by four points and lost by 17 to Georgia. All were home games.

Pastner decided this week to demand more from Okogie. The coach was tired of seeing the freshman from nearby Snellville not using his full potential.

Okogie attacked on the Jackets' end throughout. North Carolina didn't adapt.

The Tar Heels, who lost to Villanova in the national title game last season, had won three straight overall and seven straight in the series, but they shot poorly, missing 21 of 26 3-point attempts and hitting just 33 percent overall.

NORTH CAROLINA (12-3, 0-1 ACC)

Player	FG-A	3P-A	FT-A	Reb	PF	Pts	A	TO	Bk	S	MIN
Hicks, Isaiah	4-7	0-0	1-3	4	4	9	1	4	3	0	23
Jackson, Justin	6-17	0-5	4-5	4	1	16	3	3	0	0	34
Meeks, Kennedy	2-6	0-0	3-4	14	0	7	2	0	1	0	24
Berry II, Joel	3-13	2-9	0-0	2	4	8	1	6	0	1	30
Williams, Kenny	1-7	0-6	2-2	4	3	4	2	0	1	3	25
Britt, Nate	5-8	3-4	0-0	3	4	13	2	2	0	5	26
Bradley, Tony	0-2	0-0	0-0	2	1	0	0	0	0	0	9
Robinson, Brandon	0-5	0-1	0-0	2	1	0	0	2	0	0	9
Woods, Seventh	0-0	0-0	0-0	1	0	0	2	1	0	0	3
White, Stilian	0-1	0-1	0-0	1	1	0	0	0	0	0	6
Maye, Luke	3-6	0-0	0-0	6	3	6	0	2	1	1	11
Totals	24-72	5-26	10-14	44	22	63	13	20	6	10	200
FG%	1st Half: 12-36 33.3%	2nd Half: 12-36 33.3%	Game: 33.3%								
3FG%	1st Half: 3-15 20.0%	2nd Half: 2-11 18.2%	Game: 19.2%								
FT%	1st Half: 5-7 71.4%	2nd Half: 5-7 71.4%	Game: 71.4%								

GEORGIA TECH (9-4, 1-0 ACC)

Player	FG-A	3P-A	FT-A	Reb	PF	Pts	A	TO	Bk	S	MIN
Stephens, Quinton	3-10	1-6	4-4	9	2	11	1	3	3	4	38
Lammers, Ben	4-11	0-0	3-4	11	1	11	4	0	2	2	38
Moore, Justin	3-7	0-0	3-4	6	3	9	4	3	0	1	28
Jackson, Tadic	1-3	0-0	1-2	1	4	3	2	1	0	1	11
Okogie, Josh	7-14	1-3	11-13	5	4	26	3	4	0	2	35
Heath, Josh	4-7	1-2	6-6	1	3	15	2	3	0	3	34
Heyward, Corey	0-1	0-0	0-0	0	0	0	0	0	0	2	5
McCormick, Kellen	0-0	0-0	0-0	1	0	0	0	0	0	0	9
Gueye, Abdoulaye	0-0	0-0	0-0	0	1	0	0	1	0	0	2
Totals	22-53	3-11	28-33	37	18	75	16	16	5	15	200
FG%	1st Half: 13-33 39.4%	2nd Half: 9-20 45.0%	Game: 41.5%								
3FG%	1st Half: 0-2 0.0%	2nd Half: 3-9 33.3%	Game: 27.3%								
FT%	1st Half: 3-5 60.0%	2nd Half: 25-28 89.3%	Game: 84.8%								

Score by Periods

	1st	2nd	Total
North Carolina	32	31	63
Georgia Tech	29	46	75

Officials: Brian Dorsey, Bill Covington, Jr., Tim Clougherty

Attendance: 7754

Points in the paint-NC 28, GT 30. Points off turnovers-NC 20, GT 15.

2nd chance points-NC 16, GT 6. Fast break points-NC 12, GT 12.

Bench points-NC 19, GT 15. Score tied 5 times. Lead changed 10 times.

Last FG-NC 2nd-00:15, GT 2nd-02:04.

Largest lead-NC by 5 1st-03:14, GT by 14 2nd-00:43.

NC led for 16:17. GT led for 21:04. Game was tied for 02:24.

GAME 14

Duke 110, Georgia Tech 57 Jan. 4, 2017 • Durham, N.C.

Grayson Allen had 15 points and seven assists in his return from a one-game ban for tripping an opponent, and No. 8 Duke routed Georgia Tech 110-57 on Wednesday night in Krzyzewski's final game before leaving the team to have back surgery.

Justin Moore was one of three players with 11 points for the Yellow Jackets (9-5, 1-1).

Tadic Jackson and Josh Okogie also scored 11 points for Georgia Tech. Ben Lammers led the team with eight points and three assists.

Jayson Tatum scored 19 points to lead the Blue Devils (13-2, 1-1 Atlantic Coast Conference), who had seven double-figure scorers in arguably their most complete performance of the season.

Still, it was largely overshadowed by a pair of subplots: Allen's quick return from what was an indefinite suspension for tripping an Elon player Dec. 21, and Krzyzewski's upcoming leave of absence that's expected to last a few weeks.

Kennard finished with 16 points, Frank Jackson added 15 and Harry Giles had 10 points and 12 rebounds for Duke.

Duke took control with an early 29-7 run, needed about 10 1/2 minutes to build a 20-point lead and scored a season-best 61 points in the first half - only two fewer than rival North Carolina scored on the Yellow Jackets in an entire game.

GEORGIA TECH (9-5, 1-1 ACC)

Player	FG-A	3P-A	FT-A	Reb	PF	Pts	A	TO	Bk	S	MIN
Stephens, Quinton	3-7	1-3	2-2	6	3	9	1	0	0	0	29
Lammers, Ben	3-9	0-0	3-4	8	4	9	3	2	0	1	29
Moore, Justin	5-12	0-1	1-2	3	2	11	2	3	0	0	28
Jackson, Tadic	4-9	1-5	2-6	3	1	11	1	0	0	0	19
Okogie, Josh	5-12	0-1	1-2	5	0	11	1	4	1	1	28
Price, Jordan	0-1	0-1	0-0	0	0	0	0	0	0	0	2
Heath, Josh	0-2	0-0	0-0	0	1	0	2	0	0	0	25
Matthews, Christian	1-4	0-1	0-0	0	0	2	0	0	0	0	6
Ogbonna, Sylvester	1-4	0-0	2-2	4	3	4	0	1	0	0	11
Heyward, Corey	0-1	0-0	0-0	0	2	0	0	0	0	0	11
McCormick, Kellen	0-2	0-2	0-0	0	0	0	0	1	0	1	12
Totals	22-63	2-14	11-18	31	16	57	10	13	1	3	200
FG%	1st Half: 11-30 36.7%	2nd Half: 11-33 33.3%	Game: 34.9%								
3FG%	1st Half: 2-10 20.0%	2nd Half: 0-4 0.0%	Game: 14.3%								
FT%	1st Half: 6-11 54.5%	2nd Half: 5-7 71.4%	Game: 61.1%								

DUKE (13-2, 1-1 ACC)

Player	FG-A	3P-A	FT-A	Reb	PF	Pts	A	TO	Bk	S	MIN
Tatum, Jayson	8-15	1-7	2-3	6	3	19	4	2	2	4	28
Giles, Harry	5-12	0-0	0-0	12	2	10	1	1	0	0	17
Jefferson, Amile	4-8	0-0	6-8	7	1	14	3	1	0	0	27
Allen, Grayson	3-5	2-4	7-7	3	0	15	7	1	0	1	27
Kennard, Luke	6-7	4-5	0-0	5	1	16	1	1	0	0	26
Jones, Matt	5-9	4-7	0-0	4	3	14	2	2	0	0	19
Jackson, Frank	5-9	4-7	1-1	2	2	15	4	0	0	1	24
Bolden, Marques	2-4	0-0	0-0	4	1	4	0	0	1	0	15
Vrankovic, Antonio	0-0	0-0	0-0	3	1	0	1	2	0	0	7
White, Jack	1-1	1-1	0-0	1	1	3	0	0	0	0	5
Pagliuca, Nick	0-0	0-0	0-0	0	0	0	1	0	0	0	3
Robinson, Justin	0-0	0-0	0-0	0	0	0	0	0	0	0	2
Totals	39-70	16-31	16-19	49	15	110	24	10	3	6	200
FG%	1st Half: 19-33 57.6%	2nd Half: 20-37 54.1%	Game: 55.7%								
3FG%	1st Half: 11-18 61.1%	2nd Half: 5-13 38.5%	Game: 51.6%								
FT%	1st Half: 12-14 85.7%	2nd Half: 4-5 80.0%	Game: 84.2%								

Score by Periods

	1st	2nd	Total
Georgia Tech	30	27	57
Duke	61	49	110

Officials: Ted Valentine, Tony Chiazza, Doug Simmons

Attendance: 9314

Points in the paint-GT 30, DU 44. Points off turnovers-GT 13, DU 26.

2nd chance points-GT 9, DU 16. Fast break points-GT 4, DU 6.

Bench points-GT 6, DU 36. Score tied 1 time. Lead changed 1 time.

Last FG-GT 2nd-01:04, DU 2nd-02:04.

Largest lead-GT by 4 1st-18:52, DU by 55 2nd-02:04.

GT led for 01:56. DU led for 36:56. Game was tied for 01:08.

GAME 15

Louisville 65, Georgia Tech 50 Jan. 7, 2017 • McCamish Pavilion

Donovan Mitchell scored 13 of his 20 points in the second half Saturday to lead No. 9 Louisville to a 65-50 victory over Georgia Tech, making the Cardinals the last ACC team to pick up a conference win.

Louisville (13-3, 1-2) used stifling defense in the first half and the long ball to beat Tech (9-6, 1-2) for the sixth straight time.

Quentin Snider added 12 points and seven rebounds for the Cardinals while center Ben Lammers paced the Jackets with a career-high 24 points, nine rebounds and three blocks. Freshman Josh Okogie scored 15 points for Tech, which made just 5 of 20 shots in the first half.

After leading 27-18 at halftime, the Cardinals looked like they were going to run away with the game after Mitchell made 3-pointers on consecutive possessions for a 41-26 lead.

Tech scored the game's next 12 points, however, pulling within 41-38 on a dunk by Lammers off a nifty pass from Okogie. The Jackets again were within three a minute later before Louisville's Jaylen Johnson hit a 3. Mitchell added another, his fifth, with 6:43 left in the game to push the Cardinals up 49-42.

Georgia Tech made just three of its first 15 shots, and didn't score its 10th point until Tadic Jackson made a free throw with 6:27 left in the first half.

Louisville ran to a 16-3 lead on the strength of the long ball, making 4 of 5 3-pointers in that run, including two by Deng Adel.

LOUISVILLE (13-3, 1-2 ACC)

Player	FG-A	3P-A	FT-A	Reb	PF	Pts	A	TO	Bk	S	MIN
Spalding, Ray	3-6	0-0	0-3	12	3	6	1	0	2	2	26
Adel, Deng	2-7	2-3	0-0	3	0	6	0	0	1	0	12
Mahmoud, Aras	5-6	0-0	0-2	5	5	10	0	0	2	0	22
Snider, Quentin	4-10	2-3	2-2	3	1	12	7	2	0	2	39
Mitchell, Donovan	6-15	5-7	3-5	3	1	20	4	1	3	1	36
King, VJ	1-7	0-2	2-4	1	0	4	1	0	0	0	19
Johnson, Jaylen	0-0	0-0	0-0	1	3	0	0	2	1	0	8
Henderson, Jay	0-0	0-0	0-0	1	0	0	0	1	0	0	2
Mahiang, Mangok	2-8	0-0	3-4	6	3	7	0	1	3	0	21
Levitich, David	0-1	0-1	0-0	2	2	0	1	0	0	1	13
McMahon, Ryan	0-0	0-0	0-0	0	1	0	0	1	0	0	2
Totals	23-60	9-16	10-20	41	19	65	14	8	12	6	200
FG%	1st Half: 10-30 33.3%	2nd Half: 13-30 43.3%	Game: 38.3%								
3FG%	1st Half: 5-9 55.6%	2nd Half: 4-7 57.1%	Game: 56.3%								
FT%	1st Half: 2-7 28.6%	2nd Half: 8-13 61.5%									



2016-17 GAME SUMMARIES

GAME 16

Georgia Tech 75, Clemson 63

Jan. 12, 2017 • McCamish Pavilion

Ben Lammers had 23 points and 10 rebounds, Quinton Stephens added 16 points and Georgia Tech beat Clemson 75-63.

The Yellow Jackets, who upset North Carolina and played Louisville tough, don't have much experience but they pulled off another surprising performance at home under first-year coach Josh Pastner.

Josh Okogie finished with 13 points, and Tadic Jackson scored 10 for the Yellow Jackets (10-6, 2-2 Atlantic Coast Conference). Georgia Tech was projected to be among the league's worst teams this season.

Jaron Blossomgame scored 20 points, and Avry Holmes added 14 for Clemson (11-5, 1-3). The Tigers have lost three straight.

Clemson cut the lead to five on Gabe DeVoe's 3 with 3:15 remaining, and Stephens missed a 3 at the shot-clock buzzer on the ensuing possession, but Okogie grabbed a rebound and fed Stephens for a dunk that made it 63-55. The lead swelled to 13 a couple of minutes later on Jackson's 3.

Lammers, a junior, has blossomed under Pastner, ranking third in the ACC in rebounding average and field-goal percentage.

The Jackets outrebounded Clemson 40-29.

CLEMSON (11-5, 1-3 ACC)

Player	FG-A	3P-A	FT-A	Reb	PF	Pts	A	TO	Bk	S	MIN
Blossomgame, Jaron	8-13	0-2	4-6	6	2	20	0	2	2	1	34
Grantham, Donte	1-7	1-5	1-2	4	4	4	3	0	1	0	30
Djittle, Sidy	2-5	0-0	0-0	4	2	4	0	2	1	3	25
Mitchell, Shelton	0-7	0-2	0-0	4	2	0	5	2	0	0	23
Holmes, Avry	4-11	3-7	3-4	4	1	14	1	1	0	1	33
Hudson, Ty	0-1	0-1	0-0	0	0	0	1	0	0	0	4
Reed, Marquise	2-3	1-2	4-4	2	0	9	2	0	0	1	19
Devoe, Gabe	3-9	2-5	0-0	2	3	8	0	1	0	2	20
Thomas, Elijah	2-4	0-0	0-1	2	4	4	0	0	2	1	12
Totals	22-60	7-24	12-17	29	18	63	12	8	6	9	200
FG%	1st Half: 11-34 32.4%	2nd Half: 11-26 42.3%	Game: 36.7%								
3FG%	1st Half: 4-14 28.6%	2nd Half: 3-10 30.0%	Game: 29.2%								
FT%	1st Half: 4-5 80.0%	2nd Half: 8-12 66.7%	Game: 70.6%								

GEORGIA TECH (10-6, 2-2 ACC)

Player	FG-A	3P-A	FT-A	Reb	PF	Pts	A	TO	Bk	S	MIN
Stephens, Quinton	5-15	2-7	4-4	8	3	16	2	1	0	0	34
Lammers, Ben	8-17	0-0	7-7	10	3	23	1	2	1	1	36
Moore, Justin	3-7	0-0	0-0	4	2	6	3	1	1	1	29
Okogie, Josh	5-11	0-1	3-4	4	1	13	3	2	0	2	36
Heath, Josh	2-2	0-0	1-2	2	2	5	8	2	0	1	28
Jackson, Tadic	3-5	2-4	2-2	4	3	10	1	3	0	0	23
Heyward, Corey	0-0	0-0	0-0	0	1	0	1	0	0	0	2
McCormick, Kellen	0-0	0-0	0-0	1	0	0	0	0	0	0	2
Gueye, Abdoulaye	1-1	0-0	0-0	2	3	2	0	2	2	0	10
Totals	27-58	4-12	17-19	40	18	75	19	13	4	5	200
FG%	1st Half: 14-34 41.2%	2nd Half: 13-24 54.2%	Game: 46.6%								
3FG%	1st Half: 1-5 20.0%	2nd Half: 3-7 42.9%	Game: 33.3%								
FT%	1st Half: 3-3 100%	2nd Half: 14-16 87.5%	Game: 89.5%								

Score by Periods

	1st	2nd	Total
Clemson	30	33	63
Georgia Tech	32	43	75

Officials: Ron Groover, Jerry Heater, Tony Chiazza

Attendance: 5602

Points in the paint-CU 28,GT 32. Points off turnovers-CU 16,GT 10.

2nd chance points-CU 10,GT 14. Fast break points-CU 11,GT 9.

Bench points-CU 21,GT 12. Score tied 2 times. Lead changed 4 times.

Last FG-CU 2nd-00:18, GT 2nd-01:31.

Largest lead-CU by 1 2nd-18:22, GT by 15 2nd-00:34.

CU led for 02:59. GT led for 35:09. Game was tied for 01:52.

GAME 17

Georgia Tech 86, NC State 76

Jan. 15, 2017 • Raleigh, N.C.

Freshman Josh Okogie scored 27 points to help Georgia Tech beat North Carolina State 86-76 at PNC Arena for the Yellow Jackets' third ACC win in a surprising start.

Quinton Stephens matched his career high with 22 points for the Yellow Jackets (11-6, 3-2 ACC), who came in ranked last in the league in scoring, shooting percentage and 3-point percentage. But Georgia Tech shot 49 percent and made 10 of 16 3-pointers (63 percent).

Georgia Tech took control with an 11-0 run midway through the second half, putting the Wolfpack (12-6, 1-4) in catch-up mode the rest of the night.

Okogie made 10 of 18 shots and all three of his 3-point attempts, while Stephens finished with six rebounds and five assists in 40 minutes.

Freshman Dennis Smith Jr. had 31 points for N.C. State, which shot 41 percent. But coach Mark Gottfried was seething about his team's defensive play during a blunt postgame news conference.

The Yellow Jackets took a 42-35 rebounding advantage. ... Georgia Tech had 24 assists on 31 baskets with just 11 turnovers. ... Ben Lammers had 10 points and 11 rebounds.

GEORGIA TECH (11-6, 3-2 ACC)

Player	FG-A	3P-A	FT-A	Reb	PF	Pts	A	TO	Bk	S	MIN
Moore, Justin	0-1	0-0	2-2	0	2	2	3	3	0	0	13
Okogie, Josh	10-18	3-3	4-6	4	2	27	1	0	2	1	32
Heath, Josh	4-5	2-2	0-0	7	3	10	10	4	0	0	39
Stephens, Quinton	7-14	4-8	4-5	6	1	22	5	3	2	1	40
Lammers, Ben	3-11	0-0	4-4	11	1	10	2	1	5	2	36
Jackson, Tadic	6-13	1-3	0-0	5	2	13	2	0	0	0	30
Heyward, Corey	1-1	0-0	0-0	0	0	2	0	0	0	0	6
Gueye, Abdoulaye	0-0	0-0	0-0	1	2	0	1	0	1	0	4
Totals	31-63	10-16	14-17	42	13	86	24	11	10	4	200
FG%	1st Half: 15-35 42.9%	2nd Half: 16-28 57.1%	Game: 49.2%								
3FG%	1st Half: 7-13 53.8%	2nd Half: 3-3 100%	Game: 62.5%								
FT%	1st Half: 5-5 100%	2nd Half: 9-12 75.0%	Game: 82.4%								

NC STATE (12-6, 1-4 ACC)

Player	FG-A	3P-A	FT-A	Reb	PF	Pts	A	TO	Bk	S	MIN
Abu,Abdul-Malik	3-8	0-0	1-1	3	3	7	2	0	0	0	29
Henderson, Terry	2-10	2-8	0-0	1	0	6	0	2	2	1	32
Smith, Jr, Dennis	10-21	4-8	7-10	8	1	31	6	2	2	2	38
Yurseven, Omer	1-4	0-0	0-0	6	1	2	3	0	1	0	16
Rowan, Maverick	7-16	3-7	0-0	6	1	17	0	1	0	0	34
Dorn, Torin	2-4	1-1	0-0	4	4	5	1	1	0	0	16
Johnson, Markell	1-2	0-1	2-2	1	4	4	1	1	0	1	15
Anya, Beejay	2-4	0-0	0-2	4	1	4	0	1	0	1	17
Kapita, Ted	0-0	0-0	0-0	0	0	0	0	0	0	0	3
Totals	28-69	10-25	10-15	35	15	76	13	8	5	5	200
FG%	1st Half: 14-31 45.2%	2nd Half: 14-38 36.8%	Game: 40.6%								
3FG%	1st Half: 6-14 42.9%	2nd Half: 4-11 36.4%	Game: 40.0%								
FT%	1st Half: 7-10 70.0%	2nd Half: 3-5 60.0%	Game: 66.7%								

Score by Periods

	1st	2nd	Total
Georgia Tech	42	44	86
NC State	41	35	76

Officials: John Gaffney, Doug Shows, Lee Cassell

Attendance: 17781

Points in the paint-GT 34,ST 30. Points off turnovers-GT 4,ST 5.

2nd chance points-GT 15,ST 17. Fast break points-GT 12,ST 12.

Bench points-GT 15,ST 13. Score tied 9 times. Lead changed 10 times.

Last FG-GT 2nd-05:31, ST 2nd-00:47.

Largest lead-GT by 14 2nd-07:04, ST by 5 1st-13:55.

GT led for 22:59. ST led for 08:31. Game was tied for 08:30.

GAME 18

Virginia Tech 62, Georgia Tech 61

Jan. 18, 2017 • Blacksburg, Va.

Seth Allen scored the final two of his 17 points on a layup with 15 seconds left to lift Virginia Tech to a 62-61 victory over Georgia Tech at Cassell Coliseum.

Zach LeDay added 17 points for Virginia Tech, which led by as many as nine in the second half, but couldn't put away the Yellow Jackets (11-7, 3-3), who had two chances in the final seconds to take the lead. Georgia Tech turned the ball over with :09 left, and then fouled Virginia Tech's Justin Robinson, who missed the front end of a one-and-one.

Quinton Stephens then missed a contested jumper at the buzzer that would have won the game for Georgia Tech.

Stephens paced the Yellow Jackets with a game-high 18 points, hitting five 3-pointers, and grabbed 13 rebounds.

The depth-shy Yellow Jackets were picked to finish 14th in the 15-team ACC, but are becoming a tough out for ACC foes. Outside of a blowout loss to Duke on Jan. 4, the Yellow Jackets have been in every game.

The Hokies shot just 40 percent (22 of 55) and turned the ball over 13 times against a Georgia Tech squad that played mostly a 1-3-1 zone. But Virginia Tech found a way to win down the stretch against a team they couldn't afford to lose to at home.

GEORGIA TECH (11-7, 3-3 ACC)

Player	FG-A	3P-A	FT-A	Reb	PF	Pts	A	TO	Bk	S	MIN
Moore, Justin	0-3	0-0	0-2	1	1	0	1	0	0	0	17
Okogie, Josh	3-9	0-1	6-6	3	2	12	1	1	2	1	36
Heath, Josh	4-7	1-2	1-2	3	2	10	6	4	0	2	39
Stephens, Quinton	6-13	5-10	1-3	13	3	18	3	2	0	2	40
Lammers, Ben	6-11	0-0	0-0	6	4	12	2	1	8	0	38
Jackson, Tadic	4-8	0-1	1-2	2	2	9	3	1	0	1	24
Heyward, Corey	0-0	0-0	0-0	0	0	0	0	0	0	0	2
Gueye, Abdoulaye	0-0	0-0	0-0	0	1	0	0	1	0	0	4
Totals	23-51	6-14	9-15	29	15	61	16	10	10	6	200
FG%	1st Half: 11-24 45.8%	2nd Half: 12-27 44.4%	Game: 45.1%								
3FG%	1st Half: 3-9 33.3%	2nd Half: 3-5 60.0%	Game: 42.9%								
FT%	1st Half: 4-6 66.7%	2nd Half: 5-9 55.6%	Game: 60.0%								

VIRGINIA TECH (14-4, 3-3 ACC)

Player	FG-A	3P-A	FT-A	Reb	PF	Pts	A	TO	Bk	S	MIN
Sy,Khadim	2-3	0-0	0-0	1	1	4	0	0	0	0	11
Robinson,Justin	0-7	0-4	0-1	8	1	0	3	2	0	0	34
Bibbs,Justin	3-8	3-8	0-0	3	3	9	4	3	0	0	38
Hill,Ahmed	2-7	0-4	0-0	0	4	4	1	1	0	0	19
Outlaw,Ty	0-3	0-2	0-0	4	0	0	0	0	1	0	11
Allen,Seth	6-9	3-6	2-2	0	3	17	2	3	0	0	29
Clarke,Chris	3-8	0-0	5-6	11	2	11	2	1	0	1	29
LeDay,Zach	6-10	0-1	5-7	5	2	17	1	2	1	0	29
Totals	22-55	6-25	12-16</								

2016-17 GAME SUMMARIES

GAME 19

Virginia 62, Georgia Tech 49

Jan. 21, 2017 • Charlottesville, Va.

Marial Shayok scored a career-best 19 points, and No. 16 Virginia used a 22-7 run spanning halftime to beat Georgia Tech 62-49 on Saturday.

In his first start four games ago, he scored 17 points. He matched it the next game, and then set a new high on 6-for-9 shooting against the Yellow Jackets.

London Perrantes added 11 points, all in the first 7 minutes, for the Cavaliers (15-3, 5-2 Atlantic Coast Conference), Devon Hall had 10 and Jack Salt had five points, six rebounds, a steal, a block and played harassing defense on Georgia Tech scoring leader Ben Lammers.

The victory was the fourth straight for Virginia.

Josh Okogie led the Yellow Jackets (11-8, 3-4) with 14 points, all but one in the first half, and fellow freshman Justin Moore had 10.

The Yellow Jackets pulled within 29-28 with 4 1/2 minutes left in the first half, but Virginia scored the last six points of the half and started the second half with a 16-7 run to lead 51-35 with under 10 minutes to play.

GEORGIA TECH (11-8, 3-4 ACC)

Player	FG-A	3P-A	FT-A	Reb	PF	Pts	A	TO	Bk	S	MIN
Stephens, Quinton	2-6	2-4	0-0	13	2	6	0	0	1	0	36
Lammers, Ben	3-12	0-0	1-2	7	2	7	2	1	0	1	38
Moore, Justin	5-6	0-0	0-0	0	3	10	3	0	0	3	28
Okogie, Josh	4-7	2-3	4-6	0	3	14	1	5	0	1	28
Health, Josh	4-5	0-0	0-0	0	4	8	2	2	0	1	25
Jackson, Tadic	1-5	0-2	1-2	3	0	3	2	2	0	3	22
Price, Jordan	0-0	0-0	0-0	0	0	0	0	0	0	0	1
Ogbonia, Sylvester	0-0	0-0	1-2	0	0	1	0	1	0	0	2
Heyward, Corey	0-1	0-0	0-0	0	1	0	1	2	0	0	14
McCormick, Kellen	0-0	0-0	0-0	0	0	0	0	0	0	0	5
Gueye, Abdoulaye	0-0	0-0	0-0	0	0	0	0	0	0	0	1
Totals	19-42	4-9	7-12	24	15	49	11	13	1	9	200
FG%	1st Half: 11-23 47.8%	2nd Half: 8-19 42.1%		Game: 45.2%							
3FG%	1st Half: 3-4 75.0%	2nd Half: 1-5 20.0%		Game: 44.4%							
FT%	1st Half: 3-4 75.0%	2nd Half: 4-8 50.0%		Game: 58.3%							

VIRGINIA (15-3, 5-2 ACC)

Player	FG-A	3P-A	FT-A	Reb	PF	Pts	A	TO	Bk	S	MIN
Wilkins, Isaiah	2-4	0-0	1-2	3	0	5	4	2	1	1	28
Hall, Devon	3-8	1-5	3-4	4	3	10	4	2	0	1	33
Shayok, Marial	6-9	2-5	5-5	4	1	19	1	1	0	0	23
Perrantes, London	3-7	2-4	3-3	6	2	11	2	4	0	0	31
Salt, Jack	2-5	0-0	1-2	6	2	5	0	0	1	1	35
Guy, Kyle	3-7	0-4	0-0	0	0	6	0	1	0	0	18
Gross Jr, Trevon	0-1	0-1	0-0	0	0	0	0	0	0	0	1
Jerome, Ty	1-2	0-1	0-0	0	2	2	0	1	0	0	6
Diakite, Mamadi	0-0	0-0	0-0	0	0	0	0	0	0	0	4
Reuter, Jared	0-0	0-0	0-0	1	1	0	0	0	0	0	4
Thompson, Darius	2-5	0-2	0-1	4	3	4	2	0	1	3	17
Totals	22-48	5-22	13-17	32	14	62	13	11	3	6	200
FG%	1st Half: 14-28 50.0%	2nd Half: 8-20 40.0%		Game: 45.8%							
3FG%	1st Half: 3-14 21.4%	2nd Half: 2-8 25.0%		Game: 22.7%							
FT%	1st Half: 4-6 66.7%	2nd Half: 9-11 81.8%		Game: 76.5%							

Score by Periods

	1st	2nd	Total
Georgia Tech	28	21	49
Virginia	35	27	62

Officials: Tim Nestor, Lamont Simpson, Tim Comer

Attendance: 14459

Points in the paint-GT 28, VA 20. Points off turnovers-GT 14, VA 15.

2nd chance points-GT 0, VA 9. Fast break points-GT 8, VA 4.

Bench points-GT 4, VA 12. Score tied-1 time. Lead changed-0 times.

Last FG-GT 2nd-03:44, VA 2nd-02:04.

Largest lead-GT None, VA by 16 2nd-09:49.

GT led for 00:00, VA led for 39:08. Game was tied for 00:52.

GAME 20

Georgia Tech 78, Florida State 56

Jan. 25, 2017 • McCamish Pavilion

Josh Okogie scored 35 points, Ben Lammers added 18 and Georgia Tech pulled its second home upset of a Top 10 opponent with a 78-56 victory.

Georgia Tech (12-8, 4-4 ACC) led 41-15 at halftime and 70-47 with 6:52 remaining on Lammers' dunk. Florida State got no closer than 18 points in the second half.

It was the first time the Yellow Jackets beat two Top 10 teams in the regular season since 2003-04.

Few signs pointed to a meltdown for the Seminoles (18-3, 6-2). They were tied for first place in the ACC and had gone 5-1 in their last six games, all against ranked opponents.

Florida State never trailed in a five-point win over Louisville last Saturday, but they fell behind so quickly that coach Leonard Hamilton cleared his bench early the first half, using all 13 players. The starting lineup of Dwayne Bacon, Jonathan Isaac, Xavier Rathan-Mayes, Terance Mann and Michael Ojo averaged just 8.6 minutes before intermission.

Bacon, the ACC's eighth-leading scorer, finished with 12 points on 4-for-15 shooting. Nobody else scored in double figures for the Seminoles.

Quinton Stephens scored 13 points and hit three 3-pointers for the Yellow Jackets. Okogie and Lammers combined for 25 rebounds.

FLORIDA STATE (18-3, 6-2 ACC)

Player	FG-A	3P-A	FT-A	Reb	PF	Pts	A	TO	Bk	S	MIN
Isaac, Jonathan	3-10	0-4	0-0	8	1	6	1	0	2	0	25
Ojo, Michael	1-2	0-0	3-3	1	2	5	0	0	1	0	7
Bacon, Dwayne	4-15	3-7	1-2	1	1	12	1	3	0	2	27
Mann, Terance	0-3	0-0	2-2	5	3	2	3	0	0	0	21
Rathan-Mayes, Xavier	1-3	0-1	3-3	5	2	1	0	0	0	0	27
Cofler, Phil	1-4	0-1	0-1	2	0	2	0	2	0	0	11
Walker, CJ	0-6	0-2	0-1	1	0	0	1	0	0	0	13
Forrest, Trent	2-5	0-0	3-3	6	1	7	1	0	0	4	19
Savoy, PJ	2-8	2-7	0-2	4	1	6	0	1	0	0	13
Angola-Rodas, Brian	1-3	0-0	1-1	3	1	3	1	1	0	0	7
Koumadje, Christ	1-2	0-0	0-0	1	3	2	0	0	0	0	11
Smith, Jarquez	3-4	0-0	0-0	4	6	0	1	2	1	2	13
Allen, Brandon	0-1	0-1	0-0	1	1	0	0	0	0	0	6
Totals	20-71	6-25	10-16	39	21	56	10	9	5	7	200
FG%	1st Half: 6-35 17.1%	2nd Half: 14-36 38.9%		Game: 28.2%							
3FG%	1st Half: 1-11 9.1%	2nd Half: 5-14 35.7%		Game: 24.0%							
FT%	1st Half: 2-6 33.3%	2nd Half: 8-10 80.0%		Game: 62.5%							

GEORGIA TECH (12-8, 4-4 ACC)

Player	FG-A	3P-A	FT-A	Reb	PF	Pts	A	TO	Bk	S	MIN
Stephens, Quinton	5-11	3-7	0-0	5	0	13	0	2	1	0	37
Lammers, Ben	8-18	0-0	2-3	11	4	18	4	1	3	0	32
Okogie, Josh	10-17	1-4	14-17	14	4	35	5	2	2	3	33
Health, Josh	0-6	0-0	0-0	5	3	0	6	1	0	1	31
Heyward, Corey	1-2	1-2	2-3	6	4	5	2	0	0	1	22
Moore, Justin	0-0	0-0	1-4	1	3	1	2	4	0	1	10
Jackson, Tadic	1-4	0-2	2-4	6	0	4	1	1	0	0	22
Price, Jordan	0-1	0-1	0-0	0	0	0	0	0	0	0	1
Matthews, Christian	0-0	0-0	0-0	0	0	0	0	0	0	0	1
Ogbonia, Sylvester	0-0	0-0	0-0	0	0	0	0	0	0	0	1
McCormick, Kellen	0-0	0-0	0-0	0	0	0	0	0	0	0	1
Gueye, Abdoulaye	1-2	0-0	0-0	3	1	2	0	0	2	0	8
Rowland, Rand	0-0	0-0	0-0	0	0	0	0	0	0	0	1
Totals	26-61	5-16	21-31	14	39	53	19	78	20	12	6
FG%	1st Half: 14-31 45.2%	2nd Half: 12-30 40.0%		Game: 42.6%							
3FG%	1st Half: 3-10 30.0%	2nd Half: 2-6 33.3%		Game: 31.3%							
FT%	1st Half: 10-18 55.6%	2nd Half: 11-13 84.6%		Game: 67.7%							

Score by Periods

	1st	2nd	Total
Florida State	15	41	56
Georgia Tech	41	37	78

Officials: Brian Dorsey, James Breeding, Michael Roberts

Attendance: 6542

Points in the paint-FS 22, GT 36. Points off turnovers-FS 9, GT 9.

2nd chance points-FS 11, GT 16. Fast break points-FS 19, GT 13.

Bench points-FS 26, GT 7. Score tied-0 times. Lead changed-0 times.

Last FG-FS 2nd-01:43, GT 2nd-02:51.

Largest lead-FS None, GT by 29 2nd-19:36.

FS led for 00:00, GT led for 39:22. Game was tied for 00:38.

GAME 21

Georgia Tech 62, Notre Dame 60

Jan. 28, 2017 • McCamish Pavilion

Josh Okogie made a fast-break layup as time expired, Tadic Jackson had a career-high 25 points and Georgia Tech earned another surprising victory over a ranked opponent, beating No. 14 Notre Dame 62-60 in front of a sellout at McCamish Pavilion.

The inexperienced Yellow Jackets (13-8, 5-4 Atlantic Coast Conference), in their first year under coach Josh Pastner, already had two wins over Top 10 opponents before taking down the Fighting Irish (17-5, 6-3).

Notre Dame's Matt Farrell went up for a short jumper but missed off the rim with 7 seconds remaining. Jackson grabbed the rebound, tossed the ball upcourt to a streaking Okogie, and McCamish Pavilion erupted in cheers.

Ben Lammers, the only player on either team to play the entire game, had 15 points and 10 rebounds for Georgia Tech.

V.J. Beachem finished with 23 points and hit a 3-pointer that made it 60-all with 2:45 remaining. He and Farrell both missed 3s in the closing minutes.

Bonzie Colson had 13 points and 13 rebounds for the Irish.

Okogie, who missed a pair of free throws with 35.8 seconds remaining, finished with nine points after scoring 35 in Wednesday's upset of No. 6 Florida State.

Quinton Stephens pulled down 13 rebounds, but he went just 1 of 6 on 3s. ... G Josh Heath had nine points, eight assists and five steals.

NOTRE DAME (17-5, 6-3 ACC)

Player	FG-A	3P-A	FT-A	Reb	PF	Pts	A	TO	Bk	S	MIN
Beachem, VJ	10-16	3-6	0-0	4	0	23	0	0	0	0	37
Geben, Martin	0-2	0-0	2-2	1	2	2	2	0	0	1	8
Colson, Bonzie	6-10	0-0	1-3	13	2	13	1	2	1	1	30
Farrell, Matt	5-14	3-5	2-2	0	2	15	4	3	0	3	39
Vasturia, Steve	1-7	1-4	2-2	4	3	5	3	3	0	3	39
Pflueger, Rex	0-1	0-1	0-0	0	1	0	2	1	0	0	13
Torres, Austin	1-4	0-0	0-2	5	1	2	0	0	0	0	21
Gibbs, TJ	0-2	0-1	0-0	0	1	0	1	1	0	0	11
Ryan, Matt	0-1	0-0	0-0	0	0	0	0	1	0	0	2
Totals	23-57	7-17	7-11	29	12	60	13	11	1	8	200
FG%	1st Half: 11-26 42.3%	2nd Half: 12-31 38.7%		Game: 40.4%							
3FG%	1st Half: 5-9 55.6%	2nd Half: 2-8 25.0%		Game: 41.2%							
FT%	1st Half: 4-6 66.7%	2nd Half: 3-5 60.0%		Game: 63.6%							

GEORGIA TECH (13-8, 5-4 ACC)

||
||
||



2016-17 GAME SUMMARIES

GAME 22

Clemson 74, Georgia Tech 62

Feb. 1, 2017 • Clemson, S.C.

Georgia Tech rallied down the stretch to cut the Clemson's lead to 65-58 with 2:14 to go, but would get no closer as the Yellow Jackets ultimately fell to the Tigers by a score of 74-62.

Avry Holmes had 18 points off four 3-pointers and Shelton Mitchell made six foul shots in the final minute for Clemson.

The Tigers (13-8, 3-6 ACC) looked like they had this one wrapped up early with a 55-34 lead on Elijah Thomas' basket with 9:14 to play. But the Yellow Jackets (13-9, 5-5) rallied down the stretch to cut the large lead to 65-58 with 2:14 to go.

Georgia Tech, though, could get no closer as the cold-shooting team missed the three shots it took the rest of the way to lose its 12th straight road game in the series - Clemson's longest home win streak against any ACC opponent.

Mitchell ended with 15 points and Thomas 12 before fouling out in the final minute. Donte Grantham had 11 while leading scorer Jaron Blossomgame was the fifth Tiger in double-digits with 10 points.

Ben Lammers had a career high 25 points for the Yellow Jackets, surpassing the 24 he got earlier this month against Louisville. Lammers was 12 of 18 from the floor and grabbed nine rebounds.

The loss ended a two-game win streak for the Yellow Jackets, who had beaten Florida State and Notre Dame in the last week to get into the upper half of the ACC standings. But Georgia Tech has had its struggles on the road in league play, falling for the third straight time.

GEORGIA TECH (13-9, 5-5 ACC)

Player	FG-A	3P-A	FT-A	Reb	PF	Pts	A	TO	Bk	S	MIN
Stephens, Quinton	3-11	1-6	4-5	6	4	11	0	4	1	0	22
Lammers, Ben	12-18	0-1	1-1	9	3	25	1	2	1	0	37
Okogie, Josh	3-9	0-2	6-9	9	4	12	3	4	0	3	32
Heath, Josh	1-3	0-0	0-0	3	1	2	4	3	0	0	28
Heyward, Corey	0-3	0-0	0-0	2	2	0	1	1	0	1	23
Moore, Justin	0-0	0-0	0-0	2	2	0	2	0	0	0	20
Jackson, Tadic	4-8	0-1	4-4	1	5	12	2	2	0	1	25
Matthews, Christian	0-1	0-1	0-0	0	0	0	0	0	0	0	3
McCormick, Kellen	0-0	0-0	0-0	0	0	0	0	0	0	0	1
Gueye, Abdoulaye	0-0	0-0	0-2	1	4	0	0	1	0	0	9
Totals	23-53	1-11	15-21	34	25	62	13	17	2	5	200
FG%	1st Half: 11-24 45.8%	2nd Half: 12-29 41.4%	Game: 43.4%								
3FG%	1st Half: 0-2 0.0%	2nd Half: 1-9 11.1%	Game: 9.1%								
FT%	1st Half: 2-6 33.3%	2nd Half: 13-15 86.7%	Game: 71.4%								

CLEMSON (13-8, 3-6 ACC)

Player	FG-A	3P-A	FT-A	Reb	PF	Pts	A	TO	Bk	S	MIN
Blossomgame, Jaron	3-7	0-2	4-7	4	3	10	3	0	0	1	30
Grantham, Donte	4-11	0-4	3-4	6	3	11	0	0	2	1	32
Thomas, Elijah	5-10	0-1	2-5	10	5	12	1	1	1	1	21
Mitchell, Shelton	4-9	1-1	6-7	2	3	15	3	3	0	0	34
Holmes, Avry	6-8	4-4	2-2	3	3	18	0	0	0	1	34
Hudson, Ty	0-1	0-1	0-0	0	1	0	0	0	0	0	6
Reed, Marquise	1-4	0-1	3-3	3	2	5	0	1	0	2	12
Devoue, Gabe	0-2	0-2	0-0	0	0	0	0	4	1	1	12
Ditte, Sidy	1-2	0-0	1-4	6	0	3	0	2	1	1	19
Totals	24-54	5-16	21-32	36	20	74	7	11	5	8	200
FG%	1st Half: 12-27 44.4%	2nd Half: 12-27 44.4%	Game: 44.4%								
3FG%	1st Half: 3-10 30.0%	2nd Half: 2-6 33.3%	Game: 31.3%								
FT%	1st Half: 5-7 71.4%	2nd Half: 16-25 64.0%	Game: 65.6%								

Score by Periods

	1st	2nd	Total
Georgia Tech	24	38	62
Clemson	32	42	74

Officials: Les Jones, Michael Stephens, Brent Hampton

Attendance: 7530

Points in the paint-GT 31, CU 34. Points off turnovers-GT 10, CU 17.

2nd chance points-GT 9, CU 11. Fast break points-GT 4, CU 4.

Bench points-GT 12, CU 8. Score tied-5 times. Lead changed-4 times.

Last FG-GT 2nd-02:13, CU 2nd-06:49.

Largest lead-GT by 5 1st-09:19, CU by 21 2nd-09:34.

GT led for 03:45. CU led for 31:39. Game was tied for 04:36.

GAME 23

Wake Forest 81, Georgia Tech 69

Feb. 4, 2017 • Winston-Salem, N.C.

Josh Okogie scored a game-high 23 points and Quinton Stephens added 14, including four 3-pointers, but Georgia Tech (13-10, 5-6) fell to Wake Forest 81-69.

John Collins scored 20 points and grabbed 11 rebounds, his 10th double-double of the season, and took advantage of the foul trouble which plagued the Yellow Jackets' front line from start to finish. Georgia Tech's star center, Ben Lammers, picked up three fouls in the first half and added a fourth with 14:58 to play. Lammers, a key part of the interior defense for a team that came into the game fourth nationally in blocks per game, had to play cautiously upon his return.

Lammers entered the game averaging nearly a double-double at 15.1 points and 9.6 rebounds per game, but finished with only seven points on 2-of-7 shooting. It was only his third game this season with fewer than 10 points.

Collins was the beneficiary, making 7-of-12 shots from the field and adding a 6-of-8 performance from the foul line. He punctuated the win with an emphatic alley-oop dunk in the final two minutes to put his team up 75-62.

He led a balanced offensive attack for Wake Forest (14-9, 5-6 ACC), which had six players score at least seven points, and four in double figures, including Mitchell Wilbekin's 16 point effort on 4-of-8 shooting from 3-point range.

GEORGIA TECH (13-10, 5-6 ACC)

Player	FG-A	3P-A	FT-A	Reb	PF	Pts	A	TO	Bk	S	MIN
Stephens, Quinton	5-10	4-7	0-2	11	4	14	0	0	0	1	36
Lammers, Ben	2-7	0-0	3-4	7	4	7	1	3	3	0	26
Okogie, Josh	6-15	0-2	11-13	2	4	23	4	2	0	0	30
Heath, Josh	2-9	1-6	1-1	2	0	6	2	5	0	1	29
Heyward, Corey	0-2	0-1	1-2	0	4	1	2	0	0	0	23
Jackson, Tadic	1-7	0-1	0-0	1	2	3	2	1	2	2	23
Price, Jordan	0-0	0-0	0-0	0	0	0	0	0	0	0	1
Matthews, Christian	2-3	2-2	2-2	1	0	8	0	1	0	0	14
Ogbonda, Sylvester	1-2	0-0	3-4	2	5	5	0	0	1	1	14
McCormick, Kellen	1-1	1-1	0-0	0	0	3	0	0	0	0	4
Totals	20-56	8-20	21-28	32	22	69	12	13	5	5	200
FG%	1st Half: 8-27 29.6%	2nd Half: 12-29 41.4%	Game: 35.7%								
3FG%	1st Half: 3-9 33.3%	2nd Half: 5-11 45.5%	Game: 40.0%								
FT%	1st Half: 12-15 80.0%	2nd Half: 9-13 69.2%	Game: 75.0%								

WAKE FOREST (14-9, 5-6 ACC)

Player	FG-A	3P-A	FT-A	Reb	PF	Pts	A	TO	Bk	S	MIN
Collins, John	7-12	0-0	6-8	11	3	20	1	4	5	0	29
Arians, Austin	2-6	0-3	0-0	1	2	4	1	0	0	1	24
Mitoglou, Dinos	2-5	1-2	2-2	6	1	7	0	0	0	0	27
Woods, Keyshawn	4-8	2-4	2-2	4	4	12	1	2	0	1	23
Crawford, Bryant	3-8	0-2	4-4	3	3	10	4	4	1	2	30
Childress, Brandon	4-7	1-1	0-0	2	1	9	2	2	0	1	23
Moore, Doral	0-0	0-0	1-2	2	4	1	0	0	0	0	9
Wilbekin, Mitchell	4-9	4-8	4-4	5	1	16	5	1	0	2	32
Washington, Rich	0-0	0-0	0-0	1	1	0	0	0	0	0	1
VanHorn, Trent	0-1	0-0	2-2	1	0	2	0	0	0	0	2
Totals	26-56	8-20	21-24	38	20	81	14	13	6	7	200
FG%	1st Half: 11-26 42.3%	2nd Half: 15-30 50.0%	Game: 46.4%								
3FG%	1st Half: 2-7 28.6%	2nd Half: 6-13 46.2%	Game: 40.0%								
FT%	1st Half: 13-16 81.3%	2nd Half: 8-8 100%	Game: 87.5%								

Score by Periods

	1st	2nd	Total
Georgia Tech	31	38	69
Wake Forest	37	44	81

Officials: Mike Eades, Ted Valentine, Sean Hull

Technical fouls: Georgia Tech-None. Wake Forest-None.

Attendance: 10962

Points in the paint-GT 20, WF 36. Points off turnovers-GT 12, WF 15.

2nd chance points-GT 11, WF 9. Fast break points-GT 8, WF 4.

Bench points-GT 18, WF 28. Score tied-3 times. Lead changed-7 times.

Last FG-GT 2nd-00:23, WF 2nd-00:14.

Largest lead-GT by 3 1st-11:37, WF by 16 2nd-10:07.

GT led for 04:48. WF led for 34:23. Game was tied for 00:49.

GAME 24

Georgia Tech 96, Tusculum 58

Feb. 7, 2017 • McCamish Pavilion

Freshman Josh Okogie scored 15 points and grabbed nine rebounds, Ben Lammers added 13 points, six rebounds and four blocked shots to help Georgia Tech overwhelm Division II Tusculum 96-58 in a break from Atlantic Coast Conference play.

All 13 Tech players who played scored at least once, several for the first time as collegians as the Yellow Jackets (14-10) were not challenged by the Division II Pioneers in a rare mid-winter, non-conference game.

Georgia Tech snapped a two-game losing streak after falling last week at Clemson and Wake Forest, and Lammers felt morale was restored.

First-year Tech coach Josh Pastner scheduled this game during his team's ACC bye because he prefers his team play twice a week.

Kendall Patterson led Tusculum with 21 points, making 6 of 9 3-pointers, but the rest of the Pioneers made a combined 14-of-53 shots (26.4 percent) and trailed 58-31 at halftime.

For the Jackets, rarely-used reserves Sylvester Ogbonda, a redshirt freshman, scored a career-high eight points, freshman Christian Matthews had 12, and graduate Jordan Price, who played previously at Eastern Michigan, scored for the first time at Tech, adding five.

TUSCULUM (10-12)

Player	FG-A	3P-A	FT-A	Reb	PF	Pts	A	TO	Bk	S	MIN
Mounce, Chase	1-4	0-0	0-0	1	2	2	0	2	1	1	15
Patterson, Kendall	7-11	6-9	1-4	1	1	21	2	1	0	2	22
Fagan, Cory	1-7	1-5	0-0	4	2	3	3	0	0	0	18
Baylark, Ronnie	4-10	1-4	1-1	2	1	10	1	2	0	1	25
Davis, Zach	0-3	0-1	0-0	1	2	0	0	2	1	0	15
Poore, Diego	0-2	0-0	0-2	0	0	0	1	0	0	0	7
Hartle, Zach	2-4	2-4	0-0	4	0	6	1	1	1	0	9
Dotson, Keaton	1-6	0-4	0-0	2	1	2	0	3	0	0	17
Hodnett, Caleb	1-3	0-1	1-2	3	0	3	0	0	0	0	21
Blevins, Trey	2-4	0-2	2-2	0	0	6	1	2	0	0	16
Brown, Vincent	1-5	0-1	0-1	1	2	2	0	1	1	0	9
Mitchell, Connor	1-1	0-0	0-0	1	1	2	0	0	0	1	11
Dansoh, Brandon	0-4	0-1	1-2	3	2	1	0	0	2	0	15
Totals	21-64	10-32	6-14	29	14	58	9	14	6	5	200
FG%	1st Half: 10-29 34.5%	2nd Half: 11-35 31.4%	Game: 32.8%								
3FG%	1st Half: 9-20 45.0%	2nd Half: 1-12 8.3%	Game: 31.3%								
FT%	1st Half: 2-2 100%	2nd Half: 4-12 33.3%	Game: 42.9%								

GEORGIA TECH (14-10)

2016-17 GAME SUMMARIES

GAME 25

Georgia Tech 65, Boston College 54

Feb. 11, 2017 • McCamish Pavilion

Tadic Jackson scored a career-high 29 points, Ben Lammers and Josh Okogie each had a double-double and Georgia Tech recovered from a horrible first half to beat Boston College 65-54.

The Yellow Jackets (15-10, 6-6 ACC) missed 22 of their first 24 shots and had 10 turnovers before Lammers' turnaround jumper cut the lead to 22-10 late in the first. Lammers and Okogie, the team's two leading scorers, went a combined 1 for 12 before intermission.

Georgia Tech, which snapped a two-game ACC losing streak, never trailed after Justin Moore's straightaway 3-pointer made it 34-32 with 12:28 remaining. The Jackets used a 35-18 run over the next 8 minutes to take their first double-digit lead when Jackson hit a pair of free throws.

Jerome Robinson scored 17 points for Boston College (9-17, 2-11).

Lammers, the ACC's third-leading rebounder, pulled down a career-high 17 boards and scored 14 points. He's had a double-double in each of the Jackets' league wins. Okogie finished with 12 points and 12 rebounds.

The Jackets' 15 first-half points were their fewest before intermission since they had 12 in a 57-28 home loss to Virginia two years ago. After the poor start, Georgia Tech hit 22 of its next 35 shots from the field.

BOSTON COLLEGE (9-17, 2-11 ACC)

Player	FG-A	3P-A	FT-A	Reb	PF	Pts	A	To	Bk	S	MIN
Turner, AJ	2-11	1-8	0-0	4	0	5	0	1	0	0	31
Jeffers, Mo	3-9	0-0	0-2	8	3	6	1	3	1	2	26
Bowman, Ky	5-8	2-2	1-3	7	3	13	2	3	0	3	38
Robinson, Jerome	7-16	1-3	2-3	3	5	17	2	1	0	3	28
Chalman, Jordan	0-8	0-4	2-2	4	4	2	1	1	0	1	33
Tava, Conmar	3-5	0-1	0-0	8	1	6	1	3	0	0	18
Mezniks, Ervins	0-0	0-0	0-0	1	0	0	1	0	0	1	6
Popovic, Nik	1-6	0-0	1-2	2	0	3	0	1	0	0	12
Sagay, Mike	1-4	0-0	0-0	3	0	2	0	0	0	0	8
Totals	22-67	4-18	6-12	42	16	54	8	14	1	10	200
FG%	1st Half: 9-35 25.7%	2nd Half: 13-32 40.6%		Game: 32.8%							
3FG%	1st Half: 3-11 27.3%	2nd Half: 1-7 14.3%		Game: 22.2%							
FT%	1st Half: 1-3 33.3%	2nd Half: 5-9 55.6%		Game: 50.0%							

GEORGIA TECH (15-10, 6-6 ACC)

Player	FG-A	3P-A	FT-A	Reb	PF	Pts	A	To	Bk	S	MIN
Stephens, Quinton	0-1	0-1	0-0	0	0	0	0	0	0	0	5
Lammers, Ben	6-13	0-0	2-5	17	1	14	4	5	3	1	39
Okogie, Josh	3-11	0-2	6-8	12	2	12	0	1	2	2	39
Health, Josh	2-5	0-2	1-2	0	2	5	7	4	1	1	38
Heyward, Corey	0-1	0-1	0-0	1	1	0	0	1	0	1	10
Moore, Justin	1-5	1-2	2-3	8	3	5	6	1	1	1	27
Jackson, Tadic	12-21	2-5	3-3	1	3	29	1	1	0	1	34
Matthews, Christian	0-1	0-0	0-0	1	0	0	0	0	0	0	3
Ogbonna, Sylvester	0-0	0-0	0-0	0	1	0	0	0	0	0	1
McCormick, Kellen	0-1	0-1	0-0	1	0	0	0	0	0	0	4
Totals	24-59	3-14	14-21	45	13	65	18	14	7	7	200
FG%	1st Half: 5-30 16.7%	2nd Half: 19-29 65.5%		Game: 40.7%							
3FG%	1st Half: 0-6 0.0%	2nd Half: 3-8 37.5%		Game: 21.4%							
FT%	1st Half: 5-7 71.4%	2nd Half: 9-14 64.3%		Game: 66.7%							

Score by Periods

	1st	2nd	Total
Boston College	22	32	54
Georgia Tech	15	50	65

Officials: Bill Covington Jr., Brent Hampton, Gene Steratore

Attendance: 7391

Points in the paint-BC 30,GT 40. Points off turnovers-BC 12,GT 16.

2nd chance points-BC 8,GT 2. Fast break points-BC 12,GT 12.

Bench points-BC 11,GT 34. Score tied-1 time. Lead changed-2 times.

Last FG-BC 2nd-00:19, GT 2nd-01:12.

Largest lead-BC by 15 1st-07:03, GT by 15 2nd-01:12.

BC led for 23:09. GT led for 14:01. Game was tied for 02:50.

GAME 26

Miami 70, Georgia Tech 61

Feb. 15, 2017 • Coral Gables, Fla.

Davon Reed scored 21 points, DJ Vasiljevic added 13 and Miami survived having a depleted roster to beat Georgia Tech 70-61.

Dewan Huell scored 11 of his 13 points after halftime for the Hurricanes (17-8, 7-6 ACC). Miami played without guard Ja'Quan Newton, who is starting a three-game suspension for a violation of team rules, and lost center Ebuka Izundu 67 seconds into the second half with a left leg injury.

Josh Okogie scored 18 points for Georgia Tech (15-11, 6-7), which fell to 2-8 on the road. Ben Lammers added 15 for the Yellow Jackets.

Miami went 22 for 27 from the foul line - while Georgia Tech went only 2 for 3 from the stripe. Georgia Tech was called for 18 fouls, compared with only six for Miami.

Okogie's 3-pointer with 14:13 left put the Yellow Jackets up 46-45, but Reed and Huell combined to score the next seven for the Hurricanes and Miami wouldn't trail again. Vasiljevic made a 3 to push the lead out to 58-50, and Reed capped another flurry with a jumper that put Miami up 65-52 with 5 minutes remaining.

Bruce Brown logged 37 minutes for Miami despite being diagnosed with tonsillitis earlier in the week, and Huell went 21 minutes despite a foot injury that has needed several rounds of treatment in the last four days.

Georgia Tech came into the game holding opponents to 39 percent from the field this season. Miami shot 55 percent on Wednesday, 50 percent from 3-point range.

GEORGIA TECH (15-11, 6-7 ACC)

Player	FG-A	3P-A	FT-A	Reb	PF	Pts	A	To	Bk	S	MIN
Stephens, Quinton	2-9	2-8	0-0	6	4	6	1	1	0	2	36
Heyward, Corey	0-1	0-1	0-0	2	1	0	0	0	0	0	20
Lammers, Ben	6-12	1-1	2-2	3	3	15	3	2	4	0	40
Okogie, Josh	7-11	4-5	0-1	2	3	18	0	4	1	2	32
Health, Josh	3-8	0-3	0-0	1	0	6	9	1	0	2	38
Moore, Justin	3-3	1-1	0-0	2	5	7	2	2	0	1	9
Jackson, Tadic	4-8	1-4	0-0	0	2	9	2	2	0	1	24
McCormick, Kellen	0-0	0-0	0-0	0	0	0	0	0	0	0	1
Totals	25-52	9-23	2-3	17	18	61	17	12	5	8	200
FG%	1st Half: 14-28 50.0%	2nd Half: 11-24 45.8%		Game: 48.1%							
3FG%	1st Half: 4-12 33.3%	2nd Half: 5-11 45.5%		Game: 39.1%							
FT%	1st Half: 0-1 0.0%	2nd Half: 2-2 100%		Game: 66.7%							

MIAMI (17-8, 7-6 ACC)

Player	FG-A	3P-A	FT-A	Reb	PF	Pts	A	To	Bk	S	MIN
Murphy/Kamari	3-4	0-0	3-4	8	1	9	0	1	0	2	37
Izundu, Ebuka	1-2	0-0	0-0	3	0	2	0	0	0	0	13
Lawrence, Anthony	0-1	0-0	4-5	4	2	4	2	6	0	1	29
Reed, Davon	8-11	3-4	2-4	7	2	21	1	2	0	3	35
Brown, Bruce	1-4	0-2	6-6	3	1	8	5	4	0	1	37
Vasiljevic, DJ	4-9	3-6	2-2	2	0	13	1	1	0	0	28
Huell, Dewan	4-7	0-0	5-6	2	0	13	0	1	2	1	21
Totals	21-38	6-12	22-27	31	6	70	9	17	2	8	200
FG%	1st Half: 12-23 52.2%	2nd Half: 9-15 60.0%		Game: 55.3%							
3FG%	1st Half: 3-7 42.9%	2nd Half: 3-5 60.0%		Game: 50.0%							
FT%	1st Half: 11-12 91.7%	2nd Half: 11-15 73.3%		Game: 81.5%							

Score by Periods

	1st	2nd	Total
Georgia Tech	32	29	61
Miami	38	32	70

Officials: Roger Ayers, Ted Valentine, Terry Wymer

Flagrant foul - Heyward (GT), 8:37 2nd half

Attendance: 7111

Points in the paint-GT 28,UM 22. Points off turnovers-GT 21,UM 13.

2nd chance points-GT 0,UM 6. Fast break points-GT 11,UM 5.

Bench points-GT 16,UM 26. Score tied-2 times. Lead changed-7 times.

Last FG-GT 2nd-00:47, UM 2nd-05:10.

Largest lead-GT by 5 1st-17:46, UM by 13 2nd-06:36.

GT led for 08:18. UM led for 27:57. Game was tied for 03:45.

GAME 27

Georgia Tech 71, Syracuse 65

Feb. 19, 2017 • McCamish Pavilion

Ben Lammers scored 23 points, Tadic Jackson added 20 points and Georgia Tech held off a late charge by Syracuse to win 71-65.

The Yellow Jackets (16-11, 7-7 ACC) improved to 6-1 at home in league play as Lammers dominated on both ends of the floor.

Trying to rally from a 13-point deficit, the Orange (16-12, 8-7) had a chance to tie in the closing seconds, but Tyler Roberson, who played just 7 minutes, committed an offensive foul and Georgia Tech got three free throws from Josh Heath and Lammers to seal the victory.

Taurean Thompson finished with 18 points and Andrew White had 17 for Syracuse (16-12, 8-7). The Orange have lost three straight for the first time since last season.

Lammers, the nation's third-leading shot blocker, played every minute for the second straight game. The 6-foot-10, 227-pound junior went 11 for 18 from the field, pulled down seven rebounds, had a career-high three steals and blocked his sixth shot by swatting down Tyler Lydon's inside shot and immediately hitting a lane jumper to make it a 13-point lead with 9:19 remaining.

Lammers had seven blocks, one short of the school record in an ACC game. Josh Okogie added 13 points for the Jackets.

Syracuse missed 15 of its first 17 shots in the second half before Lydon's dunk cut the lead to 51-40. Georgia Tech made nine of its first 14 shots in the second.

SYRACUSE (16-12, 8-7 ACC)

Player	FG-A	3P-A	FT-A	Reb	PF	Pts	A	To	Bk	S	MIN
Thompson, Taurean	8-21	0-0	2-3	12	4	18	1	0	3	2	33
Lydon, Tyler	3-11	0-2	1-2	15	3	7	1	0	2	2	40
White III, Andrew	6-16	4-12	1-2	7	4	17	0	2	0	1	40
Gillon, John	2-10	1-7	2-2	0	3	7	6	5	0	0	35
Battle, Tyus	4-8	2-6	1-2	1	2	11	4	3	2	1	33
Howard, Frank	2-4	1-3	0-1	0	1	5	2	2	0	1	12
Roberson, Tyler	0-0	0-0	0-0	2	4	0	1	1	0	0	7
Totals	25-70	8-30	7-12	41	21	65	15	13	7	7	200
FG%	1st Half: 13-32 40.6%	2nd Half: 12-38 31.6%		Game: 35.7%							
3FG%	1st Half: 4-13 30.8%	2nd Half: 4-17 23.5%		Game: 26.7%							
FT%	1st Half: 2-3 66.7%	2nd Half: 5-9 55.6%		Game: 58.3%							

GEORGIA TECH (16-11, 7-7 ACC)

Player	FG-A	3P-A	FT-A	Reb	PF	Pts	A	To	Bk	S	MIN
Stephens, Quinton	2-7	1-5	2-2	6	2	7	8	4	0	2	40
Lammers, Ben	11-18	0-0	1-2	7	3	23	2	1	7	3	40
Okogie, Josh	3-9	1-2	6-8	6	2	13	2	3	0	0	38
Health, Josh	2-6	0-1	3-4	6	3	7	5	2	0	1	38
Heyward, Corey	0-0	0-0	1-2	4	3	1	0	0	0	0	13
Moore, Justin	0-0	0-0	0-0	0	1	0	0	0	0	0	6
Jackson, Tadic	8-15	2-4	2-4	3	2	20	2	4	0	1	25
Totals	26-55	4-12	15-22	36	16	71	19	15	7	7	200
FG%	1st Half: 11-30 36.7%	2nd Half: 15-25 60.0%		Game: 47.3%							
3FG%	1st Half: 3-8 37.5%	2nd Half: 1-4 25.0%		Game: 33.3%							
FT%	1st Half: 4-6 66.7%	2nd Half: 11-16 68.8%		Game: 68.2%							

Score by Periods



2016-17 GAME SUMMARIES

GAME 28

NC State 71, Georgia Tech 69

Feb. 21, 2017 • McCamish Pavilion

Josh Okogie scored 25 points and Tadic Jackson added 17, but it would not be enough as Georgia Tech fell to North Carolina State in a close game, 71-69.

Terry Henderson scored 21 points, Dennis Smith Jr. added 18 points for N.C. State.

The Wolfpack (15-14, 4-12 ACC) snapped a seven-game losing streak.

Georgia Tech began the night 6-1 at home in league play, but the Yellow Jackets (16-12, 7-8) had just one player, Okogie, shoot with consistency. Quinton Stephens added 11 points and 10 rebounds.

Ben Lammers, the second-leading scorer this season, finished with a season-low six points and missed his first eight shots from the field before hitting a turnaround jumper in the final minute.

The Jackets waited too late to make a run. Jackson hit a 3 to cut the lead to one with four seconds remaining. After Smith hit one of two free throws to make it 71-69 with 2.9 seconds remaining, Jackson squared up for another 3 from the same spot on the right side but his shot bounced long off the rim at the buzzer.

Jackson cut the lead to six with a straightaway 3 with 1:49 remaining, but Smith answered on the next possession with a trey that put the Wolfpack up 66-57 in the final minute.

NC STATE (15-14, 4-12 ACC)

Player	FG-A	3P-A	FT-A	Reb	PF	Pts	A	TO	Bk	S	MIN
Abu, Abdul-Malik	3-8	0-0	0-0	10	4	6	2	3	0	0	17
Rowan, Maverick	4-13	1-8	0-0	5	4	9	3	2	0	1	37
Henderson, Terry	7-11	3-5	4-5	5	3	21	0	1	0	1	26
Smith, Jr, Dennis	6-13	3-7	3-7	3	3	18	2	4	1	3	37
Johnson, Markell	1-5	1-3	2-2	4	1	5	3	1	0	0	37
Dorn, Torin	2-7	0-1	0-0	6	2	4	0	1	1	0	24
Yurisevic, Omer	0-0	0-0	0-0	1	0	0	0	1	0	0	0
Kapita, Ted	4-6	0-0	0-0	6	5	8	0	1	1	0	20
Totals	27-63	8-24	9-14	40	22	71	10	14	3	5	200
FG%	1st Half: 17-37 45.9%	2nd Half: 10-26 38.5%	Game: 42.9%								
3FG%	1st Half: 4-10 40.0%	2nd Half: 4-14 28.6%	Game: 33.3%								
FT%	1st Half: 1-3 33.3%	2nd Half: 8-11 72.7%	Game: 64.3%								

GEORGIA TECH (16-12, 7-8 ACC)

Player	FG-A	3P-A	FT-A	Reb	PF	Pts	A	TO	Bk	S	MIN
Stephens, Quinton	3-7	1-3	4-5	10	1	11	3	2	1	2	40
Lammers, Ben	1-9	0-0	4-8	9	1	6	2	3	4	2	39
Okogie, Josh	11-17	1-2	2-3	4	3	25	0	3	2	1	35
Heath, Josh	2-3	0-0	1-2	1	4	5	6	3	0	2	35
Heyward, Corey	1-2	0-0	1-2	0	3	3	0	0	1	1	9
Moore, Justin	1-1	0-0	0-0	2	0	2	1	0	0	0	9
Jackson, Tadic	7-19	2-6	1-2	0	1	17	1	0	0	0	32
Ogbonda, Sylvester	0-0	0-0	0-0	0	0	0	0	0	0	0	1
Totals	26-58	4-11	13-22	28	13	69	13	11	8	8	200
FG%	1st Half: 13-26 50.0%	2nd Half: 13-32 40.6%	Game: 44.8%								
3FG%	1st Half: 1-1 100%	2nd Half: 3-10 30.0%	Game: 36.4%								
FT%	1st Half: 3-7 42.9%	2nd Half: 10-15 66.7%	Game: 59.1%								

Score by Periods

	1st	2nd	Total
NC State	39	32	71
Georgia Tech	30	39	69

Officials: Tim Comer, Tim Nestor, Brian O'Connell

Flagrant 1: Assessed to Georgia Tech # 11 Josh Heath at 12:56 2nd Half, and to NC State F #24 Maverick Rowan at 1:54 2nd Half

Attendance: 6950

Points in the paint-ST 28,GT 38. Points off turnovers-ST 12,GT 11.

2nd chance points-ST 14,GT 5. Fast break points-ST 4,GT 15.

Bench points-ST 12,GT 19. Score tied-2 times. Lead changed-1 time.

Last FG-ST 2nd-01:16, GT 2nd-00:04.

Largest lead-ST by 14 2nd-03:09, GT by 2 1st-19:31.

ST led for 34:38. GT led for 04:29. Game was tied for 00:52.

GAME 29

Notre Dame 64, Georgia Tech 60

Feb. 26, 2017 • South Bend, Ind.

Matt Farrell's desperation fallaway corner jumper at the shot-clock buzzer with 3:40 left was one of a handful of what he called winning plays in the second half of a 64-60 victory over Georgia Tech.

That shot kept the Yellow Jackets at bay after they cut Notre Dame's lead to four points for the second time in the second half, which was when Farrell stepped up, scoring 14 of his 17 points.

Bonzie Colson did his part with 20 points and 11 rebounds, helping the Irish (22-7, 11-5 ACC) win their fifth straight.

Tadic Jackson led Georgia Tech (16-13, 7-9) with 20 points, and Josh Okogie had 14 points and 10 rebounds. The Yellow Jackets have lost three of four.

Notre Dame struggled to shoot over Georgia Tech's zone defense, going 10 of 29 from 3-point range. But Colson was on, stepping out to hit all three of his 3-point tries over Georgia Tech big man Ben Lammers.

Josh Heath's jumper with four seconds left pulled Georgia Tech to 62-60, but Farrell made two free throws for the final margin, and the Irish played enough defense down the stretch to come out with the win.

Okogie scored nine points in the first six minutes of the game, but Colson got hot for the Irish not long after. Colson scored seven straight, including his second 3-pointer of the half and a pair of offensive putbacks, and the Irish took a 34-28 lead into halftime.

GEORGIA TECH (16-13, 7-9 ACC)

Player	FG-A	3P-A	FT-A	Reb	PF	Pts	A	TO	Bk	S	MIN
Stephens, Quinton	1-5	0-4	0-0	4	5	2	2	3	0	1	35
Lammers, Ben	4-11	0-0	4-5	10	0	12	1	2	4	2	39
Okogie, Josh	6-16	1-1	1-3	10	4	14	0	3	1	3	37
Heath, Josh	6-9	0-2	0-0	9	3	12	2	4	0	0	36
Heyward, Corey	0-0	0-0	0-0	2	1	0	1	0	0	0	12
Moore, Justin	0-0	0-0	0-0	1	2	0	0	0	0	1	12
Jackson, Tadic	9-17	2-8	0-0	1	3	20	1	2	0	0	28
McCormick, Kellen	0-0	0-0	0-0	1	0	0	0	0	0	0	1
Totals	26-58	3-15	5-8	39	18	60	7	14	5	7	200
FG%	1st Half: 13-26 50.0%	2nd Half: 13-32 40.6%	Game: 44.8%								
3FG%	1st Half: 1-4 25.0%	2nd Half: 2-11 18.2%	Game: 20.0%								
FT%	1st Half: 1-2 50.0%	2nd Half: 4-6 66.7%	Game: 62.5%								

NOTRE DAME 22-7, 11-5 ACC)

Player	FG-A	3P-A	FT-A	Reb	PF	Pts	A	TO	Bk	S	MIN
Colson, Bonzie	8-14	3-3	1-1	11	3	20	1	0	2	2	35
Pfueger, Rex	1-3	1-2	3-4	4	3	6	3	0	0	1	35
Beachem, VJ	3-14	2-9	0-0	3	0	8	0	1	0	2	31
Farrell, Matt	3-8	2-5	9-10	1	3	17	2	3	0	1	31
Vasturia, Steve	3-9	1-4	0-1	5	2	7	5	2	0	1	36
Torres, Austin	0-0	0-0	1-2	1	1	1	0	1	0	0	5
Gibbs, TJ	1-4	0-2	0-0	2	0	2	1	1	0	1	19
Ryan, Matt	1-5	1-4	0-0	0	0	3	0	0	0	0	8
Totals	20-57	10-29	14-18	32	12	64	12	8	2	8	200
FG%	1st Half: 12-29 41.4%	2nd Half: 8-28 28.6%	Game: 35.1%								
3FG%	1st Half: 7-18 38.9%	2nd Half: 3-11 27.3%	Game: 34.5%								
FT%	1st Half: 3-4 75.0%	2nd Half: 11-14 78.6%	Game: 77.8%								

Score by Periods

	1st	2nd	Total
Georgia Tech	28	32	60
Notre Dame	34	30	64

Officials: Michael Stephens, Jeffrey Anderson, Lamont Simpson

Attendance: 9149

Points in the paint-GT 38,ND 16. Points off turnovers-GT 4,ND 11.

2nd chance points-GT 4,ND 12. Fast break points-GT 4,ND 0.

Bench points-GT 20,ND 6. Score tied-3 times. Lead changed-4 times.

Last FG-GT 2nd-00:03, ND 2nd-03:01.

Largest lead-GT by 4 1st-14:23, ND by 10 2nd-01:24.

GT led for 03:24. ND led for 34:32. Game was tied for 02:04.

GAME 30

Georgia Tech 61, Pittsburgh 52

February 28, 2017 • McCamish Pavilion

Ben Lammers scored 15 of his 20 points in the second half, Josh Okogie added 14 points and Georgia Tech beat Pittsburgh 61-52 in its regular-season home finale.

Georgia Tech (17-13, 8-9 ACC), expected to finish near the bottom of the ACC in a rebuilding year, added another win in a surprisingly successful season.

ACC scoring leader Michael Young led Pitt (15-15, 4-13 ACC) with 16 points. Cameron Johnson had 13.

A 3-point play by Jamel Artis gave the Panthers their last lead at 47-46 with five minutes left.

After a basket by Quinton Stephens gave the lead back to Georgia Tech, Lammers pushed the advantage to four points with a basket and free throw.

Pitt was hurt by second-half turnovers and what coach Kevin Stallings described as a problem with "coachability."

Georgia Tech snapped a two-game losing streak.

Georgia Tech led only 51-50 when Okogie, playing with four fouls, converted a big 3-point play. Okogie was fouled by Chris Jones while scoring on a layup, and he made the free throw to push the lead back to four points. After a layup by Young, Okogie added a fall-away jumper. A jam by Lammers with 1:08 remaining pushed Georgia Tech's lead to 58-52.

PITTSBURGH (15-15, 4-13 ACC)

Player	FG-A	3P-A	FT-A	Reb	PF	Pts	A	TO	Bk	S	MIN
Young, Michael	6-14	1-4	3-5	4	0	16	1	2	0	1	29
Jeter, Sheldon	3-8	1-3	0-0	7	3	7	2	1	3	1	36
Artis, Jamel	5-13	1-5	1-3	5	2	12	4	5	0	0	35
Jones, Chris	1-1	1-1	0-0	6	4	3	3	1	0	3	32
Johnson, Cameron	5-10	3-7	0-0	4	1	13	3	1	0	1	36
Wilson, Damon	0-1	0-0	0-0	0	0	0	0	0	0	0	2
Luther, Ryan	0-1	0-0	1-2	3	3	1	0	1	0	1	13
Keithcart, Justice	0-1	0-0	0-0	0	1	0	0	0	0	1	9
Manigault, Corey	0-0	0-0	0-0	0	0	0	0	0	0	0	0+
Nix, Rozelle	0-1	0-0	0-0	0	0	0	0	0	0	0	2
Milligan, Jonathan	0-3	0-3	0-0	0	0	0	0	0	0	0	6
Totals	20-53	7-23	5-10	31	14	52	13	13	3	8	200
FG%	1st Half: 11-30 36.7%	2nd Half: 9-23 39.1%	Game: 37.7%								
3FG%	1st Half: 4-12 33.3%	2nd Half: 3-11 27.3%	Game: 30.4%								
FT%	1st Half: 2-4 50.0%	2nd Half: 3-6 50.0%	Game: 50.0%								

GEORGIA TECH (17-13, 8-9 ACC)

Player	FG-A	3P-A	FT-A	Reb	PF	Pts	A	TO	Bk	S	MIN
Stephens, Quinton	4-10	1-5	0-0	6	2	9	5	2	0	1	38
Lammers, Ben	8-13	0-0	4-4	4	2	20	0	0	1	2	35
Okogie, Josh	5-9	0-1	4-7	7	4	14	0	2	2	2	35
Heath, Josh	3-4	2-3	1-2	6	0	9	5	5	0	0	35
Heyward, Corey	0-2	0-2	1-2	2	0	1	0	0	0	0	10
Moore, Justin	1-4	0-1	0-0	2	1	2	2	0	0	0	13
Jackson, Tadic											

2016-17 GAME SUMMARIES

GAME 31

Syracuse 90, Georgia Tech 61

March 4, 2017 • Syracuse, N.Y.

Andrew White scored a career-high 40 points on Saturday to lead Syracuse to a 90-61 victory over Georgia Tech in the regular-season finale for both teams.

White torched the Yellow Jackets (17-14, 8-10 ACC) with a career-high eight 3s, missing only once from beyond the arc in the most important game of his career.

Syracuse (18-13, 10-8) had lost four of five since reeling off five straight victories to resurrect its season, one of those setbacks 71-65 two weeks ago at Georgia Tech.

White hit four 3s in a span of less than four minutes in the second half to give Syracuse a double-digit lead almost all by himself after the Yellow Jackets had pulled to within three. His seventh 3 boosted the lead to 63-46 with 8:40 left, and when he attempted another 27 seconds later he was fouled and calmly hit all three free throws for a 19-point edge.

The Orange finished 15 of 23 (65.2 percent) from beyond the arc against the fifth-most efficient defense in the country and tops in the ACC in field-goal percentage defense (40 percent).

Freshman Tyus Battle had 22 points for the Orange, one off his season high, and John Gillon finished with 10.

Josh Okogie led Georgia Tech with 16 points, Quinton Stephens had 12, Tadic Jackson 11 and Ben Lammers 10.

Syracuse took a 38-26 lead into the halftime break, but Georgia Tech responded with a nine-point spurt to start the second period. Stephens hit a 3 from the wing and a reverse layup by Okogie narrowed the gap to 38-35 with 17:38 left.

That's when White began to assume control, hitting a 3 from the left corner 25 seconds later.

GEORGIA TECH (17-14, 8-10 ACC)

Player	FG-A	3P-A	FT-A	Reb	PF	Pts	A	TO	Bk	S	MIN
Heyward, Corey	0-1	0-0	0-0	4	0	0	1	2	0	2	9
Lammers, Ben	5-9	0-0	0-0	9	0	10	3	1	2	2	37
Okogie, Josh	6-8	0-0	4-5	4	3	16	0	3	1	2	34
Heath, Josh	2-5	1-2	0-0	2	3	5	2	2	0	0	31
Stephens, Quinton	5-13	2-8	0-0	6	2	12	4	1	0	1	34
Moore, Justin	2-4	0-0	0-0	0	1	4	2	1	0	0	17
Jackson, Tadic	4-14	1-7	2-6	0	4	11	3	4	0	0	25
Price, Jordan	0-2	0-2	0-0	1	0	0	0	0	1	1	3
Ogbonda, Sylvester	0-0	0-0	0-0	0	1	0	0	0	0	0	4
McCormick, Kellen	1-1	1-1	0-0	1	1	3	0	0	0	0	6
Totals	25-57	5-20	6-11	31	15	61	15	16	4	8	200
FG%	1st Half: 11-26 42.3%		2nd Half: 14-31 45.2%		Game: 43.9%						
3FG%	1st Half: 2-9 22.2%		2nd Half: 3-11 27.3%		Game: 25.0%						
FT%	1st Half: 2-5 40.0%		2nd Half: 4-6 66.7%		Game: 54.5%						

SYRACUSE (18-13, 10-8 ACC)

Player	FG-A	3P-A	FT-A	Reb	PF	Pts	A	TO	Bk	S	MIN
White III, Andrew	12-16	8-9	8-9	3	3	40	2	0	0	2	39
Lydon, Tyler	2-4	1-1	2-2	13	3	7	3	2	3	1	37
Thompson, Tauraan	2-4	1-2	0-0	2	1	5	0	1	0	0	15
Gillon, John	4-9	1-2	1-2	0	0	10	10	3	0	2	36
Battle, Tyus	6-11	4-7	6-6	4	3	22	1	1	1	1	38
Howard, Frank	0-2	0-2	0-0	3	0	0	1	2	0	1	5
Autby, Adrian	0-1	0-1	0-1	1	0	0	0	0	0	1	1
Roberson, Tyler	2-3	0-0	0-2	3	2	4	1	1	0	1	24
Belbey, Shaun	0-1	0-0	0-0	0	0	0	0	1	0	0	1
Coleman, DaJuan	0-0	0-0	0-0	0	0	0	0	0	0	0	3
Akintobi-Adeyeye, D.	1-3	0-0	0-0	3	0	2	0	1	0	0	1
Totals	29-54	15-24	17-22	33	12	90	18	13	4	9	200
FG%	1st Half: 13-23 56.5%		2nd Half: 16-31 51.6%		Game: 53.7%						
3FG%	1st Half: 5-10 50.0%		2nd Half: 10-14 71.4%		Game: 62.5%						
FT%	1st Half: 7-10 70.0%		2nd Half: 10-12 83.3%		Game: 77.3%						

Score by Periods

	1st	2nd	Total
Georgia Tech	26	35	61
Syracuse	38	52	90

Officials: Brian Dorsey, Clarence Armstrong, Evan Burroughs

Attendance: 30448

Points in the paint-GT 34, SU 18. Points off turnovers-GT 6, SU 16.

2nd chance points-GT 8, SU 4. Fast break points-GT 8, SU 14.

Bench points-GT 18, SU 6. Score tied-0 times. Lead changed-0 times.

Last FG-GT 2nd-00:39, SU 2nd-00:12.

Largest lead-GT None, SU by 29 2nd-03:53.

GT led for 00:00. SU led for 39:36. Game was tied for 00:18.

GAME 32

Pittsburgh 61, Georgia Tech 59

March 7, 2017 • Brooklyn, N.Y.

ACC Tournament - 1st round

Georgia Tech had a last chance to go the length of the court with 1.4 seconds left, but a long inbounds pass was deflected away by the Panthers as the Yellow Jackets fell to Pittsburgh by a score of 61-59 in the first round of the Atlantic Coast Conference Tournament.

Tadic Jackson led three Tech scorers in double figures with 17 points, while Quinton Stephens scored 16 points with 10 rebounds in notching his seventh double-double of the season. Freshman Josh Okogie added 15 for the Jackets.

Michael Young scored 17 points and fellow senior Jamel Artis added 11 points and nine rebounds as Pittsburgh rode its two seniors to the victory.

The 14th-seeded Panthers (16-16) moved on to play sixth-seeded and No. 21 Virginia. No. 11 seed Georgia Tech (17-15) closed the season losing four of five.

The Jackets led 41-37 at the 12:19 mark of the second half, but went scoreless over the next five minutes while Pitt scored 11 straight to take a 48-41 lead. Tech battled back to tie the game at 51 on Jackson's jumper at 3:47, but then went scoreless for another three minutes while Pitt forged a 58-51 lead with under a minute left.

Young gave Pitt the lead with a 3 with 4:00 left in the second half. After Georgia Tech tied it at 51 moments later, Artis dropped in a 3 - his only make in eight attempts from long range - that made it 54-51 Pitt. Young leaned in for two more with a minute left to make it 56-51 and Artis made a couple of free throws with 43 seconds left to put Pitt up seven.

PITTSBURGH (16-16)

Player	FG-A	3P-A	FT-A	Reb	PF	Pts	A	TO	Bk	S	MIN
Young	7-16	1-3	2-2	6	1	17	3	1	1	2	36
Jeter	6-11	1-4	1-1	8	1	14	0	2	1	0	34
Artis	3-12	1-8	4-5	9	3	11	4	3	2	0	38
Jones	3-6	2-2	3-4	4	2	11	2	4	0	0	36
Johnson	1-4	0-2	3-5	5	4	5	4	1	0	0	26
Wilson	0-0	0-0	0-0	0	1	0	0	0	0	0	2
Luther	0-0	0-0	0-0	1	2	0	1	2	0	0	9
Milligan	1-5	1-4	0-0	0	4	3	1	0	0	0	19
Totals	21-54	6-23	13-17	38	18	61	15	13	4	2	200
FG%	1st Half: 11-28 39.3%		2nd Half: 10-26 38.5%		Game: 38.9%						
3FG%	1st Half: 1-11 9.1%		2nd Half: 5-12 41.7%		Game: 26.1%						
FT%	1st Half: 6-7 85.7%		2nd Half: 7-10 70.0%		Game: 76.5%						

GEORGIA TECH (17-15)

Player	FG-A	3P-A	FT-A	Reb	PF	Pts	A	TO	Bk	S	MIN
Stephens	5-15	3-10	3-5	10	3	16	0	1	0	2	35
Lammers	3-9	0-0	0-0	15	2	6	2	1	1	1	40
Jackson	8-21	0-5	1-3	3	3	17	1	1	0	1	35
Okogie	4-11	0-1	7-9	5	4	15	2	1	1	1	27
Heath	2-5	1-2	0-0	4	2	5	4	3	0	2	40
Moore	0-0	0-0	0-0	0	1	0	0	0	0	0	20
Heyward	0-1	0-0	0-0	1	1	0	0	0	0	0	3
Totals	22-62	4-18	11-17	40	16	59	9	7	2	7	200
FG%	1st Half: 11-30 36.7%		2nd Half: 11-32 34.4%		Game: 35.5%						
3FG%	1st Half: 3-8 37.5%		2nd Half: 1-10 10.0%		Game: 22.2%						
FT%	1st Half: 1-6 16.7%		2nd Half: 10-11 90.9%		Game: 64.7%						

Score by Periods

	1st	2nd	Total
Pittsburgh	29	32	61
Georgia Tech	26	33	59

Officials: Jamie Luckie, Lee Cassell, Jerry Heater

Attendance: 8656

Points in the paint-UP 24, GT 24. Points off turnovers-UP 2, GT 8.

2nd chance points-UP 8, GT 8. Fast break points-UP 2, GT 4.

Bench points-UP 3, GT 0. Score tied-4 times. Lead changed-4 times.

Last FG-UP 2nd-00:58, GT 2nd-00:06.

Largest lead-UP by 11 1st-13:56, GT by 4 2nd-12:19.

UP led for 33:49. GT led for 04:21. Game was tied for 01:50.

GAME 33

Georgia Tech 75, Indiana 63

March 14, 2017 • McCamish Pavilion

NIT - 1st round

Josh Okogie scored 24 points, Tadic Jackson added 19, and the pair combined for 31 second-half points as Georgia Tech pulled away from Indiana for a 75-63 win in the opening round of the NIT.

Quinton Stephens had 16 points on 6-of-9 shooting, including four 3-pointers, for the Yellow Jackets (18-15), who were seeded sixth in their bracket and play the winner of Wednesday's Belmont-Georgia game. Ben Lammers added 11 points, 11 rebounds and five blocks.

Juwon Morgan had 14 points and Thomas Bryant 13 for the third-seeded Hoosiers (18-16), who were in the NIT for the fifth time, first since 2005.

The teams traded big runs in the first half which ended with Georgia Tech up 34-27 as Indiana shot just 31 percent. The Hoosiers, who average 80 points and 48-percent shooting, took a 44-43 lead after Freddie McSwain Jr. made his only baskets, a tip-in followed by a dunk with 13:28 to play.

Shortly after that, Okogie had the last five points of a 7-0 spurt to make it 56-48 with 9:36 remaining. Jackson's dunk at the 6:24 mark made it a 10-point game and the Yellow Jackets hit 12 of 17 shots in the last 13 minutes. Indiana went cold down the stretch, missing six straight shots.

INDIANA (18-16)

Player	FG-A	3P-A	FT-A	Reb	PF	Pts	A	TO	Bk	S	MIN
Morgan	3-7	0-1	8-10	6	3	14	1	0	1	0	29
Bryant	6-11	0-1	1-1	7	3	13	3	3	0	1	22
Blackmon Jr.	4-8	2-5	1-2	4	1	11	1	2	0	0	26
Newkirk	4-9	2-4	0-0	3	3	10	4	3	1	0	31
Johnson	1-8	0-5	0-0	2	2	2	2	1	0	1	33
Jones	2-3	1-2	2-3	2	2	7	2	2	0	1	15
Green	0-1	0-1	0-0	0	0	0	2	2	0	1	9
Davis	0-6	0-0	2-2	4	3	2	2	1	0	0	16
McSwain Jr.	2-5	0-0	0-0	3	1	4	0	0	0	0	19
Totals	22-58	5-19	14-18	35	18	63	17	16	2	4	200
FG%	1st Half: 10-32 31.3%		2nd Half: 12-26 46.2%		Game: 37.9%						
3FG%	1st Half: 1-9 11.1%		2nd Half: 4-10 40.0%		Game: 26.3%						
FT%	1st Half: 6-7 85.7%		2nd Half: 8-11 72.7%		Game: 77.8%						

GEORGIA TECH (18-15)

Player	FG-A	3P-A	FT-A	Reb	PF	Pts	A	TO	Bk	S	MIN
Stephens	6-9	4-7	0-0	9	3	16	3	1	0	1	37
Lammers	3-8	0-0	5-8	11	3	11	3	3	5	2	38
Okogie	9-15	0-2	6-9	7	3	24	4	2	0	0	37
Heath	0-4	0-0	0-0	1	1	0	2	1	0	0	38
Heyward	1-4	1-4	0-0	1	0	3	1	0	0	0	21
Moore	1-3	0-0	0-0	1	0	2	1	0	0	0	2
Jackson	7-13	2-6	3-4	2	3	19	3	2	1	3	25
Ogbonda											



2016-17 GAME SUMMARIES

GAME 34

Georgia Tech 71, Belmont 57
March 19, 2017 • McCamish Pavilion
NIT - 2nd round

Quinton Stephens scored a career-high 23 points and grabbed eight rebounds, Ben Lammers had his fifteenth double-double of the season and No. 6 seed Georgia Tech used a big second-half run to beat Belmont 71-57 in the second round of the NIT.

Georgia Tech (19-15) opened the second half on a 13-2 run - with six points from Lammers - to push a four-point halftime lead to 43-28. Josh Okogie's fast-break dunk extended it to 19 points a few minutes later and the Yellow Jackets led by as many as 23.

The Yellow Jackets shot 55.2 percent in the second half and finished with 23 assists on 26 field goals. Lammers had 14 points and 10 rebounds.

Evan Bradds, who entered averaging 20.4 points per game, scored just 10 on 4-for-12 shooting for Belmont (23-7).

Belmont (23-7) took its first lead since 8-5 on Nick Smith's corner 3-pointer with 1:39 left in the first half but Georgia Tech closed on a 5-0 run for a 30-26 lead. Each team made just 10 field goals in the half.

BELMONT (23-7)

Player	FG-A	3P-A	FT-A	Reb	PF	Pts	A	TO	Bk	S	MIN
Gegekeze	4-9	2-6	0-0	4	5	10	0	1	0	0	25
Bradds	4-12	0-0	2-3	5	2	10	2	4	0	0	31
Luke	3-9	2-6	0-0	5	1	8	8	6	0	0	32
Windler	1-6	0-3	0-0	6	4	2	0	2	0	2	27
Barnette	1-9	1-8	2-2	3	1	5	4	3	0	0	35
Smith	5-9	4-7	0-0	6	1	14	0	0	0	0	18
McClain	2-8	2-3	0-0	6	2	6	1	1	1	0	17
Sampson	0-0	0-0	0-0	0	1	0	0	0	0	0	9
Lester	0-0	0-0	0-0	0	0	0	0	0	0	0	1
Haddeen	0-0	0-0	0-0	1	0	0	0	0	0	0	1
Adelsperger	1-1	0-0	0-0	0	1	2	0	0	1	0	4
Totals	21-63	11-33	4-5	40	18	57	15	17	2	2	200
FG%	1st Half: 10-33 30.3%	2nd Half: 11-30 36.7%		Game: 33.3%							
3FG%	1st Half: 5-19 26.3%	2nd Half: 6-14 42.9%		Game: 33.3%							
FT%	1st Half: 1-2 50.0%	2nd Half: 3-3 100%		Game: 80.0%							

GEORGIA TECH (19-15)

Player	FG-A	3P-A	FT-A	Reb	PF	Pts	A	TO	Bk	S	MIN
Stephens	10-17	3-7	0-0	8	0	23	4	0	0	2	36
Lammers	6-9	0-0	2-7	10	2	14	2	1	0	4	36
Okogie	5-9	2-3	3-4	8	1	15	5	0	2	2	34
Heath	1-5	0-0	0-0	3	2	2	7	3	1	3	28
Heyward	0-1	0-1	0-0	0	3	0	0	0	0	0	16
Moore	0-2	0-0	5-6	1	1	5	1	1	0	0	13
Jackson	4-13	1-4	3-4	3	0	12	3	2	0	0	30
Price	0-0	0-0	0-0	1	0	0	0	0	0	0	1
Ogbonada	0-0	0-0	0-0	2	0	0	1	0	0	0	4
McCormick	0-0	0-0	0-0	0	0	0	0	0	0	0	1
Rowland	0-0	0-0	0-0	0	0	0	0	0	0	0	1
Totals	26-56	6-15	13-21	36	9	71	23	8	3	11	200
FG%	1st Half: 10-27 37.0%	2nd Half: 16-29 55.2%		Game: 46.4%							
3FG%	1st Half: 4-9 44.4%	2nd Half: 2-6 33.3%		Game: 40.0%							
FT%	1st Half: 6-10 60.0%	2nd Half: 7-11 63.6%		Game: 61.9%							

Score by Periods

	1st	2nd	Total
Belmont	26	31	57
Georgia Tech	30	41	71

Officials: Jerry Heater, Byron Jarrett, Tony Henderson

Attendance: 7176

Points in the paint-BEL 20,GT 32. Points off turnovers-BEL 10,GT 27.

2nd chance points-BEL 7,GT 7. Fast break points-BEL 8,GT 11.

Bench points-BEL 22,GT 17. Score tied-1 time. Lead changed-5 times.

Last FG-BEL 2nd-00:49, GT 2nd-03:17.

Largest lead-BEL by 4 1st-17:42, GT by 23 2nd-11:17.

BEL led for 05:07, GT led for 33:00. Game was tied for 01:53.

GAME 35

Georgia Tech 74, Ole Miss 66
March 21, 2017 • Oxford, Miss.
NIT - Quarterfinal

Ben Lammers had 20 points on 9-of-11 shooting and added eight blocks, four rebounds, four assists and four steals to lead Georgia Tech to the final four of the NIT with a 74-66 win over Mississippi on Tuesday night.

Josh Okogie led the Yellow Jackets (20-15), who were seeded sixth in their bracket, with 26 points and Quinton Stephens had 10 with seven rebounds.

Sebastian Saiz had his third-straight NIT double-double and 23rd of the season with 19 points and 15 rebounds for the fifth-seeded Rebels (22-14), who beat top-seeded Syracuse in the second round. Terence Davis added 15 points and Cullen Neal had 13.

Georgia Tech scored the first four points and never trailed, leading 39-30 at the half. Two free throws and a layup by Okogie had the Yellow Jackets up 56-42 with 12:36 to play. Ole Miss never got closer than four, the last time on a thundering dunk by Davis with 1:39 to play.

First-year coach Josh Pastner quickly called a timeout to quiet the home crowd. Okogie then made two free throws as Tech went 6 of 8 from the line to secure the win.

GEORGIA TECH (20-15)

Player	FG-A	3P-A	FT-A	Reb	PF	Pts	A	TO	Bk	S	MIN
Stephens	4-7	2-5	0-0	7	2	10	2	3	0	2	34
Lammers	9-11	0-0	2-2	4	1	20	4	1	8	4	40
Okogie	8-17	1-4	9-10	7	3	26	2	1	0	0	39
Heath	1-4	0-2	3-4	6	3	5	7	3	0	2	30
Heyward	0-0	0-0	1-2	1	3	1	2	1	0	1	20
Moore	2-3	0-0	0-0	1	0	4	0	2	0	1	8
Jackson	3-10	0-4	2-2	3	1	8	4	4	0	1	29
Totals	27-52	3-15	17-20	33	13	74	21	15	8	11	200
FG%	1st Half: 16-30 53.3%	2nd Half: 11-22 50.0%		Game: 51.9%							
3FG%	1st Half: 2-8 25.0%	2nd Half: 1-7 14.3%		Game: 20.0%							
FT%	1st Half: 5-6 83.3%	2nd Half: 12-14 85.7%		Game: 85.0%							

OLE MISS (22-14)

Player	FG-A	3P-A	FT-A	Reb	PF	Pts	A	TO	Bk	S	MIN
Saiz	8-11	0-1	3-4	15	3	19	2	2	1	2	34
Furmanavicius	1-3	0-0	0-0	3	3	2	1	2	0	0	21
Burnett	2-15	1-9	0-0	0	2	5	2	1	0	1	27
Davis	7-15	1-5	0-0	2	3	15	3	2	0	3	34
Tyree	2-8	2-5	0-0	0	1	6	1	0	0	2	21
Neal	4-9	2-6	3-4	2	3	13	1	2	0	0	24
Hymon	3-5	0-0	0-0	8	2	6	3	1	1	1	25
Brooks	0-2	0-2	0-0	0	0	0	3	2	1	0	14
Totals	27-68	6-28	6-8	36	17	66	16	13	3	9	200
FG%	1st Half: 12-33 36.4%	2nd Half: 15-35 42.9%		Game: 39.7%							
3FG%	1st Half: 2-13 15.4%	2nd Half: 4-15 26.7%		Game: 21.4%							
FT%	1st Half: 4-6 66.7%	2nd Half: 2-2 100%		Game: 75.0%							

Score by Periods

	1st	2nd	Total
Georgia Tech	39	35	74
Ole Miss	30	36	66

Officials: Ron Groover, Pat Adams, Jeb Hartness

Attendance: 9091

Points in the paint-GT 38,OM 36. Points off turnovers-GT 20,OM 11.

2nd chance points-GT 9,OM 17. Fast break points-GT 13,OM 4.

Bench points-GT 12,OM 19. Score tied-0 times. Lead changed-0 times.

Last FG-GT 2nd-02:03, OM 2nd-00:27.

Largest lead-GT by 15 1st-03:40, OM None.

GT led for 39:42, OM led for 00:00. Game was tied for 00:18.

GAME 36

Georgia Tech 76, CSU Bakersfield 61
March 28, 2017 • New York, N.Y.
NIT - Semifinal

Josh Okogie scored a game-high 22 points to lead Georgia Tech to a 76-61 win over Cal State Bakersfield in a NIT semifinal at Madison Square Garden.

Ben Lammers finished with 15 points and 11 rebounds for Georgia Tech, which will take on Texas Christian in the championship game Thursday night. Quinton Stephens added 13 points, and Tadic Jackson added 12.

The Yellow Jackets used a strong defensive effort and excellent ball management. Georgia Tech forced 15 turnovers while only committing seven. Eighteen of the Yellow Jackets' 76 points came off Cal State Bakersfield turnovers.

Sharp shooting aided the Yellow Jackets. Georgia Tech connected on 43.3 percent of its shots (26 for 60) while limiting the Roadrunners to 35 percent shooting (21 for 60).

At halftime, the Yellow Jackets (21-15) had a 36-26 lead highlighted by Jackson's running 3-pointer at the buzzer.

Georgia Tech put away the game midway through the second half. Following Dedrick Basile's 3 which sliced the lead to 40-31, Georgia Tech outscored Cal State Bakersfield 15-6 over a 4:53 span to push the advantage to 55-37.

Basile led Cal State Bakersfield (25-10) with 18 points. Jaylin Airington chipped in with 12, and Damiyne Durham and Shon Briggs had 10 points apiece.

Okogie's soaring two-handed dunk along the baseline with 2:38 left punctuated the rout.

CSU BAKERSFIELD (25-10)

Player	FG-A	3P-A	FT-A	Reb	PF	Pts	A	TO	Bk	S	MIN
Smith, Matt	0-5	0-0	5-6	6	5	5	0	1	0	0	21
Airington, Jaylin	4-9	2-3	2-2	4	5	12	3	2	0	1	34
Aly, Moataz	1-2	0-0	0-0	3	1	2	0	0	2	0	16
Wrapp, Brent	0-2	0-1	0-0	2	1	0	2	4	1	1	17
Basile, Dedrick	6-14	5-9	1-2	3	2	18	1	1	0	0	28
Suber, James	0-0	0-0	0-0	0	0	0	0	0	0	0	0+
Briggs, Shon	4-8	0-0	2-2	6	2	10	0	2	1	0	26
Ndoye, Fallou	1-1	0-0	0-1	3	0	2	0	0	0	0	10
Durham, Damiyne	4-17	1-10	1-1	3	1	10	3	1	0	3	24
Barnes, Bray	0-0	0-0	0-0	0	0	0	0	0	0	0	1
Pride, Justin	1-2	0-0	0-0	7	4	2	4	4	0	0	23
Totals	21-60	8-23	11-14	39	21	61	13	15	4	5	200
FG%	1st Half: 11-31 35.5%	2nd Half: 10-29 34.5%		Game: 35.0%							
3FG%	1st Half: 3-10 30.0%	2nd Half: 5-13 38.5%		Game: 34.8%							
FT%	1st Half: 3-10 30.0%	2nd Half: 10-13 76.9%		Game: 78.6%							

GEORGIA TECH (21-15)

Player	FG-A	3P-A	FT-A	Reb	PF	Pts	A	TO	Bk	S	MIN
Okogie, Josh	7-18	1-3	7-9	9	3	22	2	1	2	2	34
Stephens, Quinton	4-12	2-7	3-4	9	1	13	3	3	0	1	36
Lammers, Ben	6-8	0-0	3-4	11	3	15	1	0	5	2	36
Heath, Josh	1-5	0-1	0-1	2	1	2	4	2	1	1	28
Heyward, Corey	1-1	1-1	1-2	3	0	4	2	0	0	0	23
Moore, Justin	3-6	0-0	2-2	1	0	8	1	1	0	0	14
Jackson, Tadic	4-8	1-3	3-4	0	2	12	3	0	0	0	22
Price, Jordan	0-1	0-1	0-0	1	0	0	0	0	0	0	1
Harris, Norman	0-0	0-0	0-0	0	0	0	0	0	0	0	1
Ogbonada, Sylvester	0-1	0-0	0-0	1	3	0	0	0	0	0	4
McCormick, Kellen	0-0	0-0	0-0								

2016-17 GAME SUMMARIES / SUPERLATIVES

GAME 37

TCU 88, Georgia Tech 56

March 30, 2017 • New York, N.Y.

NIT Championship Game

Kenrich Williams had 25 points and 12 rebounds, and TCU defeated Georgia Tech 88-56 in the NIT championship game at Madison Square Garden.

TCU opened with a 20-3 run on its way to the program's first NIT title. Vlad Brodziansky scored 18 points for the Horned Frogs (24-15), and Alex Robinson had 10 points and 11 assists.

Tadic Jackson led Georgia Tech (21-16) with 19 points. Josh Okogie had 12 points and six rebounds.

It was the first meeting between the programs since Dec. 21, 1967, and No. 3 overall. And it mostly belonged to TCU, which never trailed.

The Horned Frogs led 38-27 at halftime, and it was more of the same in the second half. Williams and Brodziansky had dunks, and Williams knocked down a 3 to help push the advantage to 54-39.

The Yellow Jackets did not have a field goal until Ben Lammers' jumper 5:03 into the game. Prior to Lammers' basket, Georgia Tech was 0 for 6 from the field and had committed four turnovers.

TCU shot 51 percent (35 for 68) from the field and held Georgia Tech to 35.7 percent (20 for 56) shooting. The Yellow Jackets also committed 17 turnovers, leading to 28 points for TCU, and the Horned Frogs also had 21 second-chance points.

GEORGIA TECH (21-16 ACC)

Player	FG-A	3P-A	FT-A	Reb	PF	Pts	A	TO	Bk	S	MIN
Okogie	4-12	1-1	3-5	6	3	12	1	2	0	1	34
Stephens	2-8	1-5	0-2	6	2	5	0	2	1	2	34
Lammers	1-11	0-0	6-6	7	3	8	2	1	3	0	32
Health	0-1	0-0	0-0	3	2	0	4	4	0	0	32
Heyward	1-3	1-3	0-0	0	1	3	2	0	0	0	19
Moore	0-0	0-0	0-0	0	0	0	1	0	0	0	8
Jackson	8-14	2-3	1-2	0	3	19	1	6	0	1	25
Price	0-1	0-0	0-0	0	0	0	0	0	0	0	2
Harris	0-2	0-0	0-0	1	0	0	0	0	0	0	1
Medlock	0-0	0-0	0-0	1	0	0	0	0	0	0	1
Ogbonna	3-3	0-0	0-2	1	3	6	0	1	1	0	8
McCormick	1-1	1-1	0-0	0	0	3	0	1	0	0	2
Rowland	0-0	0-0	0-0	1	0	0	1	0	0	0	2
Totals	20-56	6-13	10-17	30	17	56	12	17	5	4	200
FG%	1st Half: 9-28 32.1%	2nd Half: 11-28 39.3%	Game: 35.7%								
3FG%	1st Half: 2-7 28.6%	2nd Half: 4-6 66.7%	Game: 46.2%								
FT%	1st Half: 7-12 58.3%	2nd Half: 3-5 60.0%	Game: 58.8%								

TCU (24-15)

Player	FG-A	3P-A	FT-A	Reb	PF	Pts	A	TO	Bk	S	MIN
Brodziansky	8-15	0-0	2-2	6	2	18	0	0	1	0	24
Miller	4-11	0-2	1-1	7	1	9	0	1	0	1	23
Bane	4-7	1-2	0-0	2	3	9	1	0	1	0	22
Robinson	4-10	0-2	2-3	2	1	10	11	6	0	4	33
Williams, K	8-14	2-5	7-8	12	1	25	1	0	0	4	38
Williams, M	1-3	1-3	0-0	1	1	3	1	1	0	2	24
Parrish, J	1-1	0-0	0-0	0	0	2	1	0	0	1	1
Parrish, B	2-2	0-0	0-0	6	0	4	0	0	0	1	17
Dry	1-1	1-1	0-0	0	0	3	0	0	0	0	1
Shepherd	2-3	0-0	0-0	1	4	4	2	0	0	0	9
Washburn	0-0	0-0	1-2	0	3	1	0	0	1	0	7
Sottile	0-1	0-0	0-0	0	0	0	0	0	0	0	1
Totals	35-68	5-15	13-16	44	16	88	17	12	3	13	200
FG%	1st Half: 14-31 45.2%	2nd Half: 21-37 56.8%	Game: 51.5%								
3FG%	1st Half: 0-6 0.0%	2nd Half: 5-9 55.6%	Game: 33.3%								
FT%	1st Half: 10-13 76.9%	2nd Half: 3-3 100%	Game: 81.3%								

Score by Periods

	1st	2nd	Total
Georgia Tech	27	29	56
TCU	38	50	88

Officials: Pat Driscoll, John Gaffney, Bo Boroski

Attendance: 5029

Points in the paint-GT 22,TCU 54. Points off turnovers-GT 4,TCU 28.

2nd chance points-GT 7,TCU 21. Fast break points-GT 8,TCU 12.

Bench points-GT 28,TCU 17. Score tied-0 times. Lead changed-0 times.

Last FG-GT 2nd-00:37,TCU 2nd-00:00.

Largest lead-GT None,TCU by 32 2nd-00:50.

GT led for 00:00. TCU led for 39:00. Game was tied for 01:00.

Georgia Tech - GAME HIGHS

Points	96	TUSCULUM (2/7/17)
	86	at NC State (1/15/17)
Field Goals Made	36	TUSCULUM (2/7/17)
	31	at NC State (1/15/17)
Field Goal Attempts	66	at Penn State (11/29/16),
	66	OHIO (11/18/16)
Field Goal Percentage	.563 (36-64)	TUSCULUM (2/7/17)
3 PT Field Goals Made	10	TUSCULUM (2/7/17),
	10	at NC State (1/15/17)
3 PT FG Attempts	23	at Miami (2/15/17)
3 PT FG Percentage	.625 (10-16)	at NC State (1/15/17)
Free Throws Made	28	NORTH CAROLINA (12/31/16)
Free Throw Attempts	36	SAM HOUSTON STATE (11/22/16)
Free Throw Percentage	.895 (17-19)	CLEMSON (1/12/17)
Rebounds	53	FLORIDA STATE (1/25/17)
Assists	25	TUSCULUM (2/7/17)
	24	at NC State (1/15/17)
Steals	15	NORTH CAROLINA (12/31/16)
Blocked Shots	16	SOUTHERN (11/14/16)
	10	at Virginia Tech (1/18/17),
	10	at NC State (1/15/17)
Turnovers	20	at VCU (12/7/16)
Fouls	25	at Clemson (2/1/17)

Opponent - GAME HIGHS

Points	110	at Duke (1/4/17)
Field Goals Made	39	at Duke (1/4/17)
Field Goal Attempts	72	NORTH CAROLINA (12/31/16),
	72	SOUTHERN (11/14/16)
Field Goal Percentage	.557 (39-70)	at Duke (1/4/17)
3 PT Field Goals Made	16	at Duke (1/4/17)
3 PT FG Attempts	33	BELMONT (3/19/17)
3 PT FG Percentage	.625 (15-24)	at Syracuse (3/4/17)
Free Throws Made	22	at Miami (2/15/17)
Free Throw Attempts	32	at Clemson (2/1/17)
Free Throw Percentage	.917 (11-12)	WOFFORD (12/22/16)
Rebounds	49	at Duke (1/4/17)
Assists	24	at Duke (1/4/17)
Steals	13	vs TCU (3/30/17)
Blocked Shots	12	LOUISVILLE (1/7/17)
Turnovers	21	ALCORN STATE (12/18/16),
	21	at VCU (12/7/16)
Fouls	31	SAM HOUSTON STATE (11/22/16)

Georgia Tech - GAME LOWS

Points	43	GEORGIA (12/20/16)
Field Goals Made	17	LOUISVILLE (1/7/17)
Field Goal Attempts	42	at Virginia (1/21/17)
Field Goal Percentage	.327 (18-55)	at Tennessee (12/03/16)
3 PT Field Goals Made	1	GEORGIA (12/20/16),
	1	LOUISVILLE (1/7/17),
	1	at Clemson (2/1/17)
3 PT FG Attempts	8	LOUISVILLE (1/7/17)
3 PT FG Percentage	.091 (1-11)	at Clemson (2/1/17)
Free Throws Made	2	at Miami (2/15/17)
Free Throw Attempts	3	at Miami (2/15/17)
Free Throw Percentage	.500 (6-12)	NOTRE DAME (1/28/17)
Rebounds	17	at Miami (2/15/17)
Assists	7	at Notre Dame (2/26/17)
Steals	2	OHIO (1/18/16),
	2	LOUISVILLE (1/7/17)
Blocked Shots	1	at Duke (1/4/17), at Virginia (1/21/17)
Turnovers	10	WOFFORD (12/22/16),
	10	at Virginia Tech (1/18/17)
Fouls	9	NOTRE DAME (1/28/17),
	9	BELMONT (3/19/17)

Opponent - GAME LOWS

Points	50	ALCORN STATE (12/18/16)
Field Goals Made	16	ALCORN STATE (12/18/16)
Field Goal Attempts	38	at Miami (2/15/17)
Field Goal Percentage	.282 (20-71)	FLORIDA STATE (1/25/17)
3 PT Field Goals Made	3	GEORGIA (12/20/16),
	3	NORTH CAROLINA A&T (12/28/16)
3 PT FG Attempts	11	at Tennessee (12/03/16)
3 PT FG Percentage	.167 (3-18)	GEORGIA (12/20/16)
Free Throws Made	4	BELMONT (3/19/17)
Free Throw Attempts	5	BELMONT (3/19/17)
Free Throw Percentage	.429 (6-14)	TUSCULUM (2/7/17)
Rebounds	27	TULANE (11/26/16)
Assists	7	ALCORN STATE (12/18/16),
	7	NORTH CAROLINA A&T (12/28/16),
	7	at Clemson (2/1/17)
Steals	1	at Virginia Tech (1/18/17)
Blocked Shots	1	at Tennessee (12/03/16),
	1	NORTH CAROLINA A&T (12/28/16),
	1	NOTRE DAME (1/28/17),
	1	BOSTON COLLEGE (2/11/17)
Turnovers	8	LOUISVILLE (1/7/17),
	8	CLEMSON (1/12/17),
	8	at NC State (1/15/17),
	8	at Notre Dame (2/26/17)
Fouls	6	at Miami (2/15/17)

Georgia Tech - INDIVIDUAL GAME HIGHS

Points	38	Okogie, Josh vs Tulane (11/26/16)
	35	Okogie, Josh vs Florida State (1/25/17)
Field Goals Made	12	Jackson, Tadic vs Boston College (2/11/17)
	12	Lammers, Ben at Clemson (2/1/17)
	12	Okogie, Josh vs Tulane (11/26/16)
Field Goal Att.	21	Tadic Jackson vs. Pittsburgh (3/7/17)
	21	Jackson, Tadic vs Boston College (2/11/17)
	21	Okogie, Josh at Penn State (11/29/16)
FG Pct (min 5 made)	1.000 (5-5)	Jackson, Tadic vs Sam Houston State (11/22/16)
3-Point FG Made	5	Stephens, Quinton at Virginia Tech (1/18/17)
3-Point FG Att.	10	Quinton Stephens vs Pittsburgh (3/7/17)
	10	Stephens, Quinton at Virginia Tech (1/18/17)
3-PT FG Pct (min 2 made)	1.000 (4-4)	Jackson, Tadic vs Wofford (12/22/16)
Free Throws Made	14	Okogie, Josh vs Florida State (1/25/17)
Free Throw Att.	18	Okogie, Josh vs Tulane (11/26/16)
FT Pct (min 3 made)	1.000 (8-8)	Okogie, Josh vs Alcorn State (12/18/16)
Rebounds	17	Lammers, Ben vs Boston College (2/11/17)
Assists	10	Health, Josh at NC State (1/15/17)
Steals	5	Health, Josh vs Notre Dame (1/28/17)
Blocked Shots	9	Lammers, Ben vs Southern (11/14/16)
Turnovers	6	Moore, Justin at VCU (12/7/16)
	6	Jackson, Tadic vs. TCU 93/30/17)
Fouls	5	Stephens, Quinton at Notre Dame (2/26/17)
	5	Moore, Justin at Miami (2/15/17)
	5	Ogbonna, Sylvester at Wake Forest (2/4/17)
	5	Jackson, Tadic at Clemson (2/1/17)
	5	Lammers, Ben at Penn State (11/29/16)
Minutes	42	Stephens, Quinton at VCU (12/7/16)
	42	Lammers, Ben at VCU (12/7/16)
	40	Ben Lammers at ole Miss (3/21/17)
	40	Stephens, Quinton vs NC State (2/21/17)
	40	Stephens, Quinton vs Syracuse (2/19/17)
	40	Lammers, Ben vs Syracuse (2/19/17)
	40	Lammers, Ben at Miami (2/15/17)
	40	Lammers, Ben vs Notre Dame (1/28/17)
	40	Stephens, Quinton at Virginia Tech (1/18/17)
	40	Stephens, Quinton at NC State (1/15/17)

Opponent - INDIVIDUAL GAME HIGHS

Points	40	White III, Andrew at Syracuse (3/4/17)
Field Goals Made	12	White III, Andrew at Syracuse (3/4/17)
Field Goal Att.	21	Thompson, Taurean vs. Syracuse (2/19/17)
	21	Smith, Jr, Dennis at NC State (1/15/17)
FG Pct (min 5 made)	.857 (6-7)	Kennard, Luke at Duke (1/4/17)
3-Point FG Made	8	White III, Andrew at Syracuse (3/4/17)
3-Point FG Att.	12	III, Andrew White vs Syracuse (2/19/17)
3-PT FG Pct (min 2 made)	1.000 (4-4)	Holmes, Arvy at Clemson (2/1/17)
Free Throws Made	9	Farrell, Matt at Notre Dame (2/26/17)
Free Throw Att.	10	Juwan Morgan vs Indiana (3/14/17)
	10	Farrell, Matt at Notre Dame (2/26/17)
	10	Smith, Jr, Dennis at NC State (1/15/17)
FT Pct (min 3 made)	1.000 (8-8)	Hunt, Sam vs North Carolina A&T (12/28/16)
Rebounds	15	Saiz, Sebastian at ole Miss (3/21/17)
	15	Lydon, Tyler vs Syracuse (2/19/17)
Assists	10	Gillon, John at Syracuse (3/4/17)
Steals	5	Britt, Nate vs North Carolina (12/31/16)
Blocked Shots	5	Collins, John at Wake Forest (2/4/17)
	5	Watkins, Mike at Penn State (11/29/16)
Turnovers	7	Lewis, Jequan at VCU (12/7/16)
Fouls	5	Ekekeze, Amanze vs Belmont (3/19/17)
	5	Kapita, Ted vs NC State (2/21/17)
	5	Robinson, Jerome vs Boston College (2/11/17)
	5	Thomas, Elijah at Clemson (2/1/17)
	5	Mahmoud, Anas vs Louisville (1/7/17)
	5	Mahmoud, Cameron vs Tulane (11/26/16)
	5	Morgan, Malik vs Tulane (11/26/16)
	5	Baxter, Paul vs Sam Houston State (11/22/16)
	5	Smith, Patrick vs Southern (11/14/16)
	5	Rogers, Hakeem vs Tennessee Tech (11/11/16)


RECORD BOOK

Career Records/Leaders	52-53
Season Records/Leaders	54-61
Single-Game Records/Highs	62-67
Career Stats of Notable Players	68-74

CAREER RECORDS

CAREER RECORDS

Most points: 2,232, Rich Yunkus, 1969-71
 Most points per game: 26.6, Rich Yunkus, 1969-71
 Most field goals: 874, Rich Yunkus, 1969-71
 Most field goals attempted: 1,740, Mark Price, 1983-86
 Highest field goal percentage: .620, Lee Goza, 1981-82
 Most 3-point field goals: 351, Dennis Scott, 1988-90
 Most 3-point field goals attempted: 831, Dennis Scott, 1988-90
 Highest 3-point field goal percentage: .440 (73-166), Mark Price, 1983-86 (all in 1982-83, at distance of 17-9)
 Highest 3-point field goal percentage (at current distance of 19-9): .422 (351-831), Dennis Scott, 1988-90
 Most free throws: 508, Matt Harpring, 1995-98
 Most free throws attempted: 718, Alvin Jones, 1998-01
 Highest free throw percentage: .867, Anthony Morrow, 2005-08
 Most rebounds: 1,205, Malcolm Mackey, 1990-93
 Most rebounds per game: 12.9, Jim Caldwell, 1963-65
 Most assists: 724, Drew Barry, 1993-96
 Most assists per game: 7.0, Kenny Anderson, 1989-91
 Most steals: 240, Mark Price, 1983-86
 Most blocked shots: 425, Alvin Jones, 1998-01
 Most games played: 135, Quinton Stephens, 2013-17
 Most games started: 129, Marcus Georges-Hunt, 2013-16
 Most consecutive games started: 126, Mark Price, 1983-86
 Most minutes played: 4,604, Mark Price, 1983-86
 Most personal fouls: 398, John Salley, 1983-86
 Most times fouled out: 24, John Salley, 1983-86



RICH YUNKUS

1,000-Point Scorers

Pl.	Player	G	FG	3FG	FT	Points	Avg.
1.	Rich Yunkus (1969-71)	84	874	0	484	2,232	26.6
2.	Matt Harpring (1995-98)	124	753	211	508	2,225	17.9
3.	Mark Price (1983-86)	126	848	73	424	2,193	17.4
4.	Dennis Scott (1988-90)	99	744	351	276	2,115	21.4
5.	Tom Hammonds (1986-89)	123	853	1	374	2,081	16.9
6.	Travis Best (1992-95)	124	703	258	393	2,057	16.6
7.	James Forrest (1992-95)	114	812	3	351	1,978	17.4
8.	Brian Oliver (1987-90)	127	680	105	383	1,848	14.6
9.	Duane Ferrell (1985-88)	127	720	10	368	1,818	14.3
10.	Malcolm Mackey (1990-93)	130	709	0	318	1,736	13.4
11.	Marcus Georges-Hunt (2013-16)	130	569	122	468	1,728	13.3
12.	Tony Akins (1999-02)	122	529	301	299	1,658	13.6
13.	Roger Kaiser (1959-61)	80	591	0	446	1,628	20.4
14.	B.J. Elder (2002-05)	122	587	222	220	1,616	13.2
15.	Bruce Dalrymple (1984-87)	126	614	12	348	1,588	12.6
16.	John Salley (1983-86)	125	595	0	397	1,587	12.7
17.	Kenny Anderson (1990-91)	65	561	113	262	1,497	23.0
18.	Jim Wood (1974-77)	106	602	0	255	1,459	13.8
19.	Lenny Horton (1977-80)	107	514	0	338	1,411	13.2
20.	Anthony Morrow (2005-08)	123	473	258	196	1,400	11.4
21.	Marvin Lewis (2001-04)	130	468	239	221	1,396	10.7
22.	Bobby Kimmel (1954-57)	98	436	0	491	1,363	13.9
23.	Alvin Jones (1998-01)	124	450	0	412	1,312	10.6
24.	Tico Brown (1977-79)	81	544	0	220	1,308	16.1
25.	Michael Maddox (1995-98)	126	496	133	178	1,303	10.3
26.	Bud Blemker (1957-59)	78	501	0	264	1,266	16.2
27.	Jarrett Jack (2003-05)	101	406	93	360	1,265	12.5
28.	Drew Barry (1993-96)	117	409	179	256	1,253	10.7
29.	Phil Wagner (1966-68)	67	449	0	291	1,189	17.7
	Terry Randall (1957-59)	77	448	0	293	1,189	15.4
31.	Sammy Drummer (1978-79)	53	489	0	206	1,184	22.3
32.	Gani Lawal (2008-10)	99	446	0	275	1,167	11.8
33.	Iman Shumpert (2009-11)	92	387	111	281	1,166	12.7
34.	Jim Caldwell (1963-65)	77	461	0	232	1,154	15.0
35.	Jim Nolan (1946-49)	86	420	0	296	1,136	13.2
36.	Brook Steppe (1979-80, 82)	77	410	0	285	1,105	14.4
37.	Pete Silas (1951-53)	72	421	0	242	1,084	15.1
38.	Melvin Dold (1948-51)	100	442	0	196	1,080	10.8
	Jon Barry (1991-92)	65	381	176	142	1,080	16.6
40.	Lewis Clinch (2006-09)	105	377	176	118	1,048	11.3
41.	Jason Floyd (1997-00)	121	363	169	120	1,015	8.4
42.	Zachery Peacock (2007-10)	122	384	48	193	1,009	8.3
43.	Daniel Miller (2011-14)	126	423	0	161	1,007	8.0

1,000 Points & 500 Rebounds

Player (Years)	Pts	Reb
Rich Yunkus (1969-71)	2,232	955
Matt Harpring (1995-98)	2,225	997
Dennis Scott (1988-90)	2,115	523
Tom Hammonds (1986-89)	2,081	885
James Forrest (1992-95)	1,978	846
Brian Oliver (1987-90)*	1,848	613
Duane Ferrell (1985-88)	1,818	680
Malcolm Mackey (1990-93)	1,734	1,205
Marcus Georges-Hunt (2013-16)	1,728	580
Bruce Dalrymple (1984-87)*	1,588	744
John Salley (1983-86)	1,587	798
Jim Wood (1974-77)	1,459	740
Lenny Horton (1977-80)	1,411	704
Bobby Kimmel (1954-57)	1,363	605
Alvin Jones (1998-01)	1,312	1,075
Michael Maddox (1995-98)	1,303	687
Gani Lawal (2008-10)	1,167	712
Jim Caldwell (1963-65)	1,154	993
Daniel Miller (2011-14)	1,007	821

1,000 Points & 400 Assists

Player (Years)	Pts	As
Mark Price (1983-86)	2,193	510
Travis Best (1992-95)	2,057	692
Brian Oliver (1987-90)*	1,848	538
Tony Akins (1999-02)	1,658	560
Bruce Dalrymple (1984-87)*	1,588	446
Kenny Anderson (1990-91)	1,497	454
Jarrett Jack (2003-05)	1,265	543
Drew Barry (1993-96)	1,253	724

*Only Tech players to have 1,000 points, 500 rebounds and 400 assists



MALCOLM MACKEY



CAREER LEADERS

Scoring Average

1. Rich Yunkus (1969-71).....	26.6
2. Kenny Anderson (1990-91).....	23.0
3. Sammy Drummer (1978-79).....	22.3
4. Dennis Scott (1988-90).....	21.4
5. Roger Kaiser (1959-61).....	20.4
6. Matt Harpring (1995-98).....	17.9
7. Phil Wagner (1966-68).....	17.7
8. Mark Price (1983-86).....	17.4
James Forrest (1992-95).....	17.4
10. Jason Collier (1999-00).....	17.1
11. Tom Hammonds (1986-89).....	16.9
12. Travis Best (1992-95).....	16.6
13. Jon Barry (1991-92).....	16.6
14. Bud Blemker (1957-59).....	16.2
15. Tico Brown (1977-79).....	16.1
16. Terry Randall (1957-59).....	15.4
17. Jim Caldwell (1963-65).....	15.0
18. Brian Price (1983-86).....	14.6
19. Brook Steppe (1979-80,82).....	14.4
20. Duane Ferrell (1985-88).....	14.3

Rebounds

1. Malcolm Mackey (1990-93).....	1205
2. Alvin Jones (1998-01).....	1075
3. Matt Harpring (1995-98).....	997
4. Jim Caldwell (1963-65).....	993
5. Rich Yunkus (1969-71).....	955
6. Tom Hammonds (1986-89).....	885
7. James Forrest (1992-95).....	846
8. Daniel Miller (2011-14).....	821
9. John Salley (1983-86).....	798
10. Eddie Elisma (1994-97).....	762
11. Bruce Dalrymple (1984-87).....	744
12. Jim Wood (1974-77).....	740
13. Gani Lawal (2008-10).....	712
14. Jeremis Smith (2005-08).....	708
15. Lenny Horton (1977-80).....	704
16. Michael Maddox (1995-98).....	687
17. Duane Ferrell (1985-88).....	680
18. Ivano Newbill (1991-94).....	654
19. Luke Schenscher (2002-05).....	640
20. Dave Denton (1958-60).....	621

Rebound Average

1. Jim Caldwell (1963-65).....	12.9
2. Rich Yunkus (1969-71).....	11.4
3. Lenny Horton (1959-57).....	10.3
4. Malcolm Mackey (1990-93).....	9.3
5. Dave Denton (1958-60).....	8.9
6. Bobby Kimmel (1954-57).....	8.7
Alvin Jones (1998-01).....	8.7
8. Charles Mitchell (2014-16).....	8.5
9. Jason Collier (1999-00).....	8.3
10. Matt Harpring (1995-98).....	8.0
11. Alan Nass (1961-63).....	7.9
12. Mike Green (1975-76).....	7.8
13. Frank Inman (1957-58).....	7.5
14. James Forrest (1992-95).....	7.4
15. Tom Hammonds (1986-89).....	7.2
Gani Lawal (2008-10).....	7.2
17. Jim Wood (1974-77).....	7.0
18. Yvon Joseph (1983-85).....	6.9
Matt Geiger (1991-92).....	6.9
20. Ed Nelson (2002-03).....	6.7

Field Goals

1. Rich Yunkus (1969-71).....	874
2. Tom Hammonds (1986-89).....	853
3. Mark Price (1983-86).....	848
4. James Forrest (1992-95).....	812
5. Matt Harpring (1995-98).....	753
6. Dennis Scott (1988-90).....	744
7. Duane Ferrell (1985-88).....	720
8. Malcolm Mackey (1990-93).....	709
9. Travis Best (1992-95).....	703
10. Brian Oliver (1987-90).....	680
11. Bruce Dalrymple (1984-87).....	614
12. John Salley (1983-86).....	595
13. Roger Kaiser (1959-61).....	591
14. B.J. Elder (2002-05).....	587
15. Marcus Georges-Hunt (2013-16).....	569
16. Kenny Anderson (1990-91).....	561
17. Tico Brown (1977-79).....	544
18. Tony Akins (1999-02).....	529
19. Lenny Horton (1977-80).....	514
20. Bud Blemker (1957-59).....	501

Field Goal Attempts

1. Mark Price (1983-86).....	1740
2. Rich Yunkus (1969-71).....	1724
3. Dennis Scott (1988-90).....	1645
4. Matt Harpring (1995-98).....	1621
5. James Forrest (1992-95).....	1614
6. Travis Best (1992-95).....	1540
7. Tom Hammonds (1986-89).....	1506
8. B.J. Elder (2002-05).....	1376
9. Tony Akins (1999-02).....	1369
10. Roger Kaiser (1959-61).....	1362
11. Duane Ferrell (1985-88).....	1340
12. Brian Oliver (1987-90).....	1317
13. Marcus Georges-Hunt (2013-16).....	1314
14. Malcolm Mackey (1990-93).....	1300
15. Bud Blemker (1957-59).....	1298
16. Bruce Dalrymple (1984-87).....	1269
17. Bobby Kimmel (1954-57).....	1262
18. Jim Wood (1974-77).....	1231
19. Kenny Anderson (1990-91).....	1185
20. Mike Bortoff (1974-76).....	1164

Field Goal Percentage

1. Lee Goza (1981-82).....	620
2. Bill Mayer (1958-60).....	612
3. John Salley (1983-86).....	587
4. Matt Geiger (1991-92).....	582
5. Lenny Horton (1977-80).....	569
6. Tom Hammonds (1986-89).....	566
7. Eddie Elisma (1994-97).....	551
8. Kammeon Holsey (2011-14).....	551
9. Yvon Joseph (1984-85).....	549
10. Gani Lawal (2008-10).....	548
11. Malcolm Mackey (1990-93).....	545
12. Luke Schenscher (2002-05).....	542
13. Bill Allgood (1977-78).....	540
14. Duane Ferrell (1985-88).....	537
15. Alade Aminu (2006-09).....	533
16. Jeremis Smith (2005-08).....	532
17. Daniel Miller (2011-14).....	527
18. Stan Guth (1965-67).....	521
19. Charles Mitchell (2014-16).....	520
20. Brian Oliver (1987-90).....	516
Anthony Byrd (1982-84).....	516
Brook Steppe (1979-80,82).....	516

3-Point Field Goals

1. Dennis Scott (1988-90).....	351
2. Tony Akins (1999-02).....	301
3. Travis Best (1992-95).....	258
Anthony Morrow (2005-08).....	258
5. Marvin Lewis (2001-04).....	239
6. B.J. Elder (2002-05).....	222
7. Matt Harpring (1995-98).....	211
8. Drew Barry (1993-96).....	179
9. Jon Barry (1991-92).....	176
Lewis Clinch (2006-09).....	176
11. Jason Floyd (1997-00).....	169
12. Shaun Fein (2000-01).....	140
13. Quinton Stephens (2013-17).....	138
14. Michael Maddox (1995-98).....	133
15. Marcus Georges-Hunt (2013-16).....	122
16. Mfon Udofia (2010-13).....	117
17. Kenny Anderson (1990-91).....	113
18. Iman Shumpert (2009-11).....	111
19. Adam Smith (2015-16).....	109
20. T.J. Vines (1998-01).....	108

3-Point Field Goal Att.

1. Dennis Scott (1988-90).....	831
2. Tony Akins (1999-02).....	812
3. Travis Best (1992-95).....	656
4. Marvin Lewis (2001-04).....	623
5. Anthony Morrow (2005-08).....	613
6. B.J. Elder (2002-05).....	600
7. Matt Harpring (1995-98).....	585
8. Jason Floyd (1997-00).....	522
9. Drew Barry (1993-96).....	485
10. Lewis Clinch (2006-09).....	481
11. Jon Barry (1991-92).....	474
12. Quinton Stephens (2013-17).....	442
13. Marcus Georges-Hunt (2013-16).....	371
14. Shaun Fein (2000-01).....	368
15. Mfon Udofia (2010-13).....	367
16. Iman Shumpert (2009-11).....	364
17. Michael Maddox (1995-98).....	353
18. T.J. Vines (1998-01).....	325
19. Chris Bolden (2013-15).....	312
20. Kenny Anderson (1990-91).....	302

3-Point Field Goal Pct.

1. Mark Price (1983-86).....	440
2. Dennis Scott (1988-90).....	422
3. Anthony Morrow (2005-08).....	421
4. Anthony Byrd (1982-84).....	404
5. Bryan Hill (1991-93).....	398
6. Travis Best (1992-95).....	393
7. Craig Neal (1984-88).....	388
8. Brian Oliver (1987-90).....	385
9. Marvin Lewis (2001-04).....	384
10. Fred Vinson (1992-94).....	383
11. Shaun Fein (2000-01).....	380
12. Michael Maddox (1995-98).....	377
13. Kenny Anderson (1990-91).....	374
14. Jon Barry (1991-92).....	371
15. Tony Akins (1999-02).....	371
16. Stephon Marbury (1996).....	370
B.J. Elder (2002-05).....	370
18. Drew Barry (1987-90).....	369
19. Lewis Clinch (2006-09).....	366
20. Jason Collier (1999-00).....	362

*3-pt line of 17ft-9in for 1982-83 season;
no 3-pt shot from 1983-86; 19ft-9in from
1986-87 through 2007-08; 20ft-9in
since then.

Free Throws

1. Matt Harpring (1995-98).....	508
2. Rich Yunkus (1969-71).....	484
3. Marcus Georges-Hunt (2013-16).....	468
4. Roger Kaiser (1959-61).....	446
5. Bobby Kimmel (1954-57).....	424
Mark Price (1983-86).....	424
7. Alvin Jones (1998-01).....	412
8. John Salley (1983-86).....	397
9. Travis Best (1992-95).....	393
10. Brian Oliver (1987-90).....	383
11. Tom Hammonds (1986-89).....	374
12. Duane Ferrell (1985-88).....	368
13. Jarrett Jack (2003-05).....	360
14. James Forrest (1992-95).....	351
15. Bruce Dalrymple (1984-87).....	348
16. Lenny Horton (1977-80).....	338
17. Malcolm Mackey (1990-93).....	318
18. Gary Phillips (1953-57).....	305
19. Tony Akins (1999-02).....	299
20. Terry Randall (1957-59).....	293

Free Throw Attempts

1. Alvin Jones (1998-01).....	718
2. Matt Harpring (1995-98).....	675
3. John Salley (1983-86).....	627
4. Marcus Georges-Hunt (2013-16).....	625
5. Rich Yunkus (1969-71).....	614
6. Bobby Kimmel (1954-57).....	593
7. Roger Kaiser (1959-61).....	520
8. Brian Oliver (1987-90).....	516
9. Malcolm Mackey (1990-93).....	512
10. Gary Phillips (1953-57).....	509
11. James Forrest (1992-95).....	506
12. Duane Ferrell (1985-88).....	502
13. Mark Price (1983-86).....	499
14. Gani Lawal (2008-10).....	498
15. Bruce Dalrymple (1984-87).....	488
16. Travis Best (1992-95).....	486
17. Tom Hammonds (1986-89).....	462
18. Jarrett Jack (2003-05).....	452
Jeremis Smith (2005-08).....	452
20. Lenny Horton (1977-80).....	427

Free Throw Percentage

1. Anthony Morrow (2005-08).....	867
2. Roger Kaiser (1959-61).....	858
3. R.D. Craddock (1963-65).....	851
4. Mark Price (1983-86).....	850
5. Marvin Lewis (2001-04).....	840
6. Steve Sherbak (1973-74).....	837
7. Tom Hammonds (1986-89).....	810
8. Travis Best (1992-95).....	809
9. Ray Schnitzer (1974-77).....	807
10. Bud Blemker (1957-59).....	807
11. Bob Seemer (1968-70).....	806
12. Phil Wagner (1966-68).....	800
Dave Clark (1966-68).....	800
Keith Weekly (1961).....	800
15. Terry Randall (1957-59).....	796
Jarrett Jack (2003-05).....	796
17. Lenny Horton (1977-80).....	792
18. Rich Yunkus (1969-71).....	788
19. Kenny Anderson (1990-91).....	787
Maurice Miller (2008-11).....	787

Assists

1. Drew Barry (1993-96).....	724
2. Travis Best (1992-95).....	692
3. Craig Neal (1984-88).....	659
4. Tony Akins (1999-02).....	560
5. Jarrett Jack (2003-05).....	543
6. Brian Oliver (1987-90).....	538
7. Mark Price (1983-86).....	510
8. Kenny Anderson (1990-91).....	454
9. Bruce Dalrymple (1984-87).....	446
10. Jim Thorne (1969-71).....	410
11. Iman Shumpert (2009-11).....	382
12. Maurice Miller (2008-11).....	342
13. Josh Heath (2014-17).....	322
14. John Salley (1983-86).....	319
15. Jon Barry (1991-92).....	317
16. Duane Ferrell (1985-88).....	289
Matt Harpring (1995-98).....	289
18. Marcus Georges-Hunt (2013-16).....	287
19. Dennis Scott (1988-90).....	285
20. Mfon Udofia (2010-13).....	283

Assist Average

1. Kenny Anderson (1990-91).....	7.0
2. Drew Barry (1993-96).....	6.2
3. Travis Best (1992-95).....	5.6
4. Jarrett Jack (2003-05).....	5.4
5. Craig Neal (1984-88).....	5.2
6. Jim Thorne (1969-71).....	4.9
Jon Barry (1991-92).....	4.9
8. Tony Akins (1999-02).....	4.6
9. Brian Oliver (1987-90).....	4.2
10. Iman Shumpert (2009-11).....	4.1
11. Mark Price (1983-86).....	4.0
Phil Wagner (1966-68).....	4.0

Steals

1. Mark Price (1983-86).....	240
2. Bruce Dalrymple (1984-87).....	227
3. Travis Best (1992-95).....	217
4. Iman Shumpert (2009-11).....	207
5. Drew Barry (1993-96).....	193
6. Jarrett Jack (2003-05).....	183
7. Matt Harpring (1995-98).....	176
8. Tony Akins (1999-02).....	173
9. Kenny Anderson (1990-91).....	168
10. Dennis Scott (1988-90).....	150
11. Brian Oliver (1987-90).....	140
12. Jeremis Smith (2005-08).....	135
13. Maurice Miller (2008-11).....	130
14. Isma'il Muhammad (2002-05).....	129
15. George Thomas (1980-83).....	127
Craig Neal (1984-88).....	127
17. Marvin Lewis (2001-04).....	125
Daniel Miller (2011-14).....	125
19. Jon Barry (1991-92).....	124
20. Marcus Georges-Hunt (2013-16).....	121

Blocked Shots

1. Alvin Jones (1998-01).....	425
2. Daniel Miller (2011-14).....	286
3. John Salley (1983-86).....	243
4. Malcolm Mackey (1990-93).....	199
5. Ben Lammers (2014-present).....	176
6. Eddie Elisma (1994-97).....	174
7. Luke Schenscher (2002-05).....	157
8. Gani Lawal (2008-10).....	127
9. Alade Aminu (2006-09).....	105
10. Ra'Sean Dickey (2005-07).....	96
11. Anthony McHenry (2002-05).....	95
12. Matt Geiger (1991-92).....	94
13. Michael Maddox (1995-98).....	93
14. James Forrest (1992-95).....	88
15. Antoine Ford (1985-87).....	87
16. Ivano Newbill (1991-94).....	82
Theodis Tarver (2003-06).....	82
18. Derrick Favors (2010).....	74
19. Tom Hammonds (1986-89).....	72
20. Jason Collier (1999-00).....	67
Chris Bosh (2003).....	67

Games Played

1. Quinton Stephens (2013-17).....	135
2. Malcolm Mackey (1990-93).....	130
Marvin Lewis (2001-04).....	130
Anthony McHenry (2002-05).....	130
Marcus Georges-Hunt (2013-16).....	130
6. Mfon Udofia (2010-13).....	128
7. Craig Neal (1984-88).....	

SEASON RECORDS

TECH • TEAM

Most games played: 38 in 2003-04
 Most victories: 28 in 2003-04, 1989-90
 Most ACC victories: 13 in 1995-96
 Most home victories: 17 in 2016-17
 Most losses: 23 in 1980-81
 Most ACC losses: 15 in 2014-15
 Longest winning streak: 15 games in 1985-86
 Most points: 3,096 in 1989-90
 Highest scoring average: 88.5 in 1989-90 (3,096 in 35 games)
 Lowest scoring average: 55.7 in 1980-81 (1,503 in 27 games)
 Largest scoring margin: +12.2 in 1978-79
 Most field goals: 1,141 in 1989-90
 Most field goals attempted: 2,302 in 1989-90
 Highest field goal percentage: .546 in 1985-86
 Lowest field goal percentage: .348 in 1955-56
 Most 3-point field goals: 296 in 1995-96
 Most 3-point field goals attempted: 776 in 1995-96
 Highest 3-point field goal percentage: .423 in 1987-88
 Lowest 3-point field goal percentage: .267 in 2014-15
 Most free throws: 656 in 1956-57
 Fewest free throws: 287 in 1980-81
 Most free throws attempted: 943 in 1956-57
 Fewest free throws attempted: 459 in 1981-82
 Best free throw percentage: .768 in 1976-77
 Lowest free throw percentage: .611 in 1980-81
 Most rebounds: 1,432 in 1991-92
 Highest rebound average: 50.0 in 1958-59 (1,299 in 26 games)
 Largest rebound margin: +7.4 in 2015-16
 Most personal fouls: 795 in 2003-04
 Fewest personal fouls: 414 in 1957-58
 Most players fouled out: 29 in 1961-62
 Fewest players fouled out: 5 in 2011-12, 2016-17
 Most assists: 680 in 1987-88
 Most blocked shots: 221 in 2016-17
 Most steals: 338 in 2003-04

TECH • INDIVIDUAL

Most points: 970, Dennis Scott, 1989-90
 Highest scoring average: 30.1, Rich Yunkus, 1970-71
 Most field goals: 336, Dennis Scott, 1989-90
 Most field goals attempted: 722, Dennis Scott, 1989-90
 Highest field goal percentage: .639 (129-202), Eddie Elisma, 1995-96
 Most 3-point field goals: 137, Dennis Scott, 1989-90
 Most 3-point field goals attempted: 331, Dennis Scott, 1989-90
 Highest 3-point field goal percentage: .480 (24-50), Bryan Hill, 1990-91
 Most free throws: 205, Marcus Georges-Hunt, 2013-16
 Most free throws attempted: 249, Marcus Georges-Hunt, 2013-16
 Highest free throw percentage: .887 (63-71), Anthony Morrow, 2005-06
 Most rebounds: 364, Jim Caldwell, 1963-64
 Highest rebound average: 14.0, Jim Caldwell, 1963-64
 Most assists: 303, Craig Neal, 1987-88
 Most blocked shots: 141, Alvin Jones, 1997-98
 Most steals: 89, Kenny Anderson, 1990-91
 Most minutes played: 1,368, Dennis Scott, 1989-90
 Most personal fouls: 127, Johnny McNeil, 1989-90
 Most times fouled out: 10, Johnny McNeil, 1989-90; Pete Silas, 1950-51

SEASON RECORDS • FRESHMEN

Most points: 721, Kenny Anderson (1989-90)
 Most points per game: 20.6, Kenny Anderson (1989-90)
 Most rebounds: 278, Chris Bosh (2002-03)
 Most rebounds per game: 9.0, Chris Bosh (2002-03)
 Most field goals made: 283, Kenny Anderson (1989-90)
 Most field goals attempted: 549, Kenny Anderson (1989-90)
 Highest field goal percentage: .609, Tom Hammonds (1985-86)
 Most 3-pt. field goals made: 98, Dennis Scott (1987-88)
 Most 3-pt. field goals attempted: 238, Stephon Marbury (1995-96)
 Highest 3-pt. field goal percentage: .471, Dennis Scott (1987-88)
 Most free throws made: 180, Josh Okogie (2016-17)
 Most free throws attempted: 241, Josh Okogie (2016-17)
 Highest free throw percentage: .877, Mark Price (1982-83)
 Most assists: 285, Kenny Anderson (1989-90)
 Most assists per game: 8.1, Kenny Anderson (1989-90)
 Most steals: 79, Kenny Anderson (1989-90)
 Most blocked shots: 141, Alvin Jones (1997-98)
 Most minutes played: 1,345, Stephon Marbury (1995-96)
 Most minutes per game: 37.7, Kenny Anderson (1989-90)

Top Scoring Tandems

No.	Player (Points)	Total	Year
1.	Dennis Scott (970) and Brian Oliver (724)	1,694	1989-90
2.	Stephon Marbury (679) and Matt Harpring (670)	1,349	1995-96
3.	Matt Harpring (691) and Dion Glover (608)	1,299	1997-98
4.	Dennis Scott (649) and Tom Hammonds (627)	1,276	1988-89
5.	Kenny Anderson (776) and Jon Barry (478)	1,254	1990-91
6.	Duane Ferrell (595) and Tom Hammonds (567)	1,162	1987-88
7.	Jon Barry (602) and Malcolm Mackey (553)	1,155	1991-92
8.	Marcus Georges-Hunt (601) and Adam Smith (540)	1,141	2015-16
9.	Josh Okogie (596) and Ben Lammers (527)	1,123	2016-17
10.	Mark Price (583) and John Salley (491)	1,074	1984-85
	James Forrest (586) and Travis Best (488)	1,074	1992-93
12.	Travis Best (607) and James Forrest (451)	1,058	1994-95
13.	Roger Kaiser (638) and Dave Denton (419)	1,057	1959-60
14.	B.J. Elder (568) and Jarrett Jack (474)	1,042	2003-04
15.	Mark Price (590) and John Salley (445)	1,035	1985-86
16.	Sammy Drummer (616) and Tico Brown (413)	1,029	1978-79
17.	Travis Best (532) and James Forrest (475)	1,007	1993-94
18.	Sammy Drummer (568) and Tico Brown (435)	1,003	1977-78

Minimum 1,000 total points, 400 by each player

Top Rebounding Tandems

No.	Player (Rebounds)	Total	Year
1.	Ben Lammers (342) and Quinton Stephens (283)	625	2016-17
2.	Gani Lawal (305) and Derrick Favors (303)	608	2009-10
3.	Malcolm Mackey (316) and Matt Geiger (254)	570	1991-92
4.	Matt Harpring (293) and Eddie Elisma (264)	557	1995-96
	Charles Mitchell (349) and Nick Jacobs (208)	557	2015-16
6.	Gani Lawal (294) and Alade Aminu (247)	541	2008-09
7.	Malcolm Mackey (306) and James Forrest (226)	532	1992-93
8.	Matt Harpring (302) and Michael Maddox (221)	523	1997-98
9.	Jason Collier (276) and Alvin Jones (241)	517	1999-00
10.	Lenny Cohen (288) and Bobby Kimmel (223)	511	1956-57
11.	Jim Caldwell (283) and Alan Nass (224)	507	1962-63
12.	Malcolm Mackey (262) and Dennis Scott (231)	493	1989-90
13.	Jim Wood (249) and Mike Green (232)	481	1974-75
	Chris Bosh (278) and Ed Nelson (203)	481	2002-03

Minimum 500 total rebounds, 200 by each player

Top Assist Tandems

No.	Player (Assists)	Total	Year
1.	Craig Neal (303) and Dennis Scott (116)	419	1987-88
2.	Jon Barry (207) and Travis Best (198)	405	1991-92
3.	Drew Barry (238) and Stephon Marbury (161)	399	1995-96
4.	Kenny Anderson (285) and Brian Oliver (111)	396	1989-90
5.	Brian Oliver (223) and Karl Brown (125)	348	1988-89
6.	Travis Best (176) and Drew Barry (164)	340	1992-93
7.	Drew Barry (181) and Travis Best (151)	332	1994-95
8.	Travis Best (167) and Drew Barry (141)	308	1993-94
9.	Mark Price (148) and Bruce Dalrymple (138)	286	1985-86
10.	Mark Price (150) and Bruce Dalrymple (135)	285	1984-85
11.	Kenny Anderson (169) and Jon Barry (110)	279	1990-91
	Craig Neal (121) and Bruce Dalrymple (108)	279	1986-87

Minimum 250 total assists, 100 by each player

Top Scoring Trios

No.	Player (Points)	Total	Year
1.	Dennis Scott (970), Brian Oliver (724), Kenny Anderson (721)	2,415	1989-90
2.	Stephon Marbury (679), Matt Harpring (670), Drew Barry (480)	1,829	1995-96
3.	Dennis Scott (649), Tom Hammonds (627), Brian Oliver (515)	1,791	1988-89
4.	Matt Harpring (691), Dion Glover (608), Michael Maddox (437)	1,736	1997-98
5.	Kenny Anderson (776), Jon Barry (478), Malcolm Mackey (460)	1,714	1990-91
6.	Duane Ferrell (595), Tom Hammonds (567), Dennis Scott (496)	1,658	1987-88
7.	Jon Barry (602), Malcolm Mackey (553), James Forrest (466)	1,621	1991-92
8.	Josh Okogie (596), Ben Lammers (527), Quinton Stephens (437)	1,560	2016-17
9.	James Forrest (586), Travis Best (488), Malcolm Mackey (469)	1,543	1992-93
10.	Mark Price (583), John Salley (491), Bruce Dalrymple (453)	1,527	1984-85

Minimum 1,500 total points, 400 by each player

ACC Statistical Leaders

INDIVIDUAL

Points Per Game
 1982-83 Mark Price.....20.3
 1989-90 Dennis Scott.....27.7

Field Goal Percentage
 1984-85 John Salley......627
 2002-03 Chris Bosh......560

3-Point Field Goal Percentage
 1987-88 Dennis Scott......464
 1992-93 Travis Best......457
 2005-06 Anthony Morrow......429
 2007-08 Anthony Morrow......448

3-Point Field Goals Per Game
 1987-88 Dennis Scott......3.1
 1988-89 Dennis Scott......3.6
 1989-90 Dennis Scott......3.9
 2001-02 Tony Akins......3.2
 2015-16 Adam Smith......3.0

Free Throw Percentage
 1982-83 Mark Price......877
 1993-94 Travis Best......864
 1994-95 Travis Best......847

Rebounds Per Game
 1999-00 Jason Collier......9.2
 2000-01 Alvin Jones......10.4

Offensive Rebounds Per Game
 1992-93 Malcolm Mackey......4.6
 1996-97 Eddie Elisma......3.96

Assists Per Game
 1987-88 Craig Neal......9.5
 1989-90 Kenny Anderson......8.1
 1993-94 Drew Barry......5.9
 1994-95 Drew Barry......6.7
 1995-96 Drew Barry......6.6

Steals Per Game
 1990-91 Kenny Anderson......3.0
 2010-11 Iman Shumpert......2.7

Blocks Per Game
 1983-84 John Salley......2.3
 1997-98 Alvin Jones......4.3
 1998-99 Alvin Jones......3.5
 1999-00 Alvin Jones......2.5
 2002-03 Chris Bosh......2.2
 2016-17 Ben Lammers......3.4

Minutes Per Game
 1989-90 Dennis Scott......39.1
 1990-91 Kenny Anderson......38.9
 1993-94 Travis Best......37.5
 1995-96 Drew Barry......37.5
 1996-97 Matt Harpring......37.6

TEAM

Points Allowed Per Game
 1979-80 59.9

Field Goal Percentage Defense
 1991-92 .419
 2003-04 .388
 2016-17 .398

3-Pt. Field Goal Pct. Defense
 2003-04 .297

Free Throw Percentage
 1986-87 .760
 1988-89 .758

3-Point Field Goals Per Game
 1989-90 7.4

3-Point Field Goal Percentage
 1991-92 .367
 2001-02 .376

Blocked Shots Per Game
 1991-92 5.1
 1997-98 6.3
 2016-17 6.0

Steals Per Game
 2006-07 9.9
 2010-11 9.6

Turnover Margin
 1994-95 +3.4
 2010-11 +2.9



SEASON LEADERS

Points

1. Dennis Scott (1989-90).....	970
2. Rich Yunkus (1970-71).....	815
3. Rich Yunkus (1969-70).....	814
4. Kenny Anderson (1990-91).....	776
5. Brian Oliver (1989-90).....	724
6. Kenny Anderson (1989-90).....	721
7. Matt Harpring (1997-98).....	691
8. Stephon Marbury (1995-96).....	679
9. Matt Harpring (1995-96).....	670
10. Dennis Scott (1988-89).....	649
11. Roger Kaiser (1959-60).....	638
12. Tom Hammonds (1988-89).....	627
13. Sammy Drummer (1978-79).....	616
14. Roger Kaiser (1960-61).....	608
Dion Glover (1997-98).....	608
16. Travis Best (1994-95).....	607
17. Rich Yunkus (1968-69).....	603
18. Jon Barry (1991-92).....	602
19. Marcus Georges-Hunt (2015-16).....	601
20. Josh Okogie (2016-17).....	596
21. Duane Ferrell (1987-88).....	595
22. Mark Price (1985-86).....	590
23. James Forrest (1992-93).....	586
24. Mark Price (1984-85).....	583
25. Sammy Drummer (1977-78).....	568
Mark Price (1982-83).....	568
B.J. Elder (2003-04).....	568

Scoring Average

1. Rich Yunkus (1969-70).....	30.1
2. Dennis Scott (1989-90).....	27.7
3. Kenny Anderson (1990-91).....	25.9
4. Rich Yunkus (1970-71).....	25.5
5. Rich Yunkus (1968-69).....	24.1
6. Sammy Drummer (1978-79).....	23.7
7. Roger Kaiser (1960-61).....	23.4
8. Roger Kaiser (1959-60).....	22.8
9. Matt Harpring (1997-98).....	21.6
10. Brian Oliver (1989-90).....	21.3
11. Sammy Drummer (1977-78).....	21.0
12. Tom Hammonds (1988-89).....	20.9
13. Kenny Anderson (1989-90).....	20.6
14. Dennis Scott (1988-89).....	20.3
Mark Price (1982-83).....	20.3
16. Travis Best (1994-95).....	20.2
17. Phil Wagner (1967-68).....	19.6
18. Phil Wagner (1966-67).....	19.5
James Forrest (1992-93).....	19.5

Rebounds

1. Jim Caldwell (1963-64).....	364
2. Rich Yunkus (1970-71).....	356
3. Charles Mitchell (2015-16).....	349
4. Jim Caldwell (1964-65).....	346
5. Ben Lammers (2016-17).....	342
6. Rich Yunkus (1969-70).....	323
7. Malcolm Mackey (1990-91).....	321
8. Malcolm Mackey (1991-92).....	316
9. Alvin Jones (2000-01).....	312
10. Malcolm Mackey (1992-93).....	306
11. Gani Lawal (2009-10).....	305
12. Derrick Favors (2009-10).....	303
13. Matt Harpring (1997-98).....	302
Alvin Jones (1998-99).....	302
15. Gani Lawal (2008-09).....	294
16. Matt Harpring (1995-96).....	293
17. Lenny Cohen (1956-57).....	288
18. Jim Caldwell (1962-63).....	283
19. Chris Bosh (2002-03).....	278
20. Jason Collier (1999-00).....	276
Rich Yunkus (1968-69).....	276

Rebound Average

1. Jim Caldwell (1963-64).....	14.0
2. Jim Caldwell (1964-65).....	13.8
3. Rich Yunkus (1969-70).....	12.0
4. Lenny Cohen (1956-57).....	11.1
Rich Yunkus (1970-71).....	11.1
6. Rich Yunkus (1968-69).....	11.0
7. Jim Caldwell (1962-63).....	10.9
Dave Denton (1957-58).....	10.9
9. Malcolm Mackey (1990-91).....	10.7
10. Alan Nass (1960-61).....	10.4
Alvin Jones (2000-01).....	10.4
12. Malcolm Mackey (1992-93).....	10.2
13. Alvin Jones (1998-99).....	9.7
Charles Mitchell (2015-16).....	9.7
15. Jim Wood (1974-75).....	9.6
16. Gani Lawal (2008-09).....	9.5
17. Alan Nass (1961-62).....	9.4
18. Matt Harpring (1997-98).....	9.4
19. Mike Green (1974-75).....	9.3
20. Jason Collier (1999-00).....	9.2
Ben Lammers (2016-17).....	9.2
22. Malcolm Mackey (1991-92).....	9.0
Chris Bosh (2002-03).....	9.0

Field Goals

1. Dennis Scott (1989-90).....	336
2. Rich Yunkus (1969-70).....	317
3. Rich Yunkus (1970-71).....	314
4. Kenny Anderson (1989-90).....	283
5. Kenny Anderson (1990-91).....	278
6. Brian Oliver (1989-90).....	260
7. Sammy Drummer (1978-79).....	257
8. Tom Hammonds (1988-89).....	250
9. James Forrest (1992-93).....	246
10. Rich Yunkus (1968-69).....	243
11. Roger Kaiser (1959-60).....	237
12. Stephon Marbury (1995-96).....	235
13. Mark Price (1985-86).....	233
Matt Harpring (1995-96).....	233
15. Sammy Drummer (1977-78).....	232
16. Duane Ferrell (1987-88).....	230
Matt Harpring (1997-98).....	230
18. Tom Hammonds (1987-88).....	229
19. Dennis Scott (1988-89).....	227
20. Mark Price (1984-85).....	223

Field Goal Attempts

1. Dennis Scott (1989-90).....	722
2. Rich Yunkus (1970-71).....	691
3. Kenny Anderson (1990-91).....	636
4. Rich Yunkus (1969-70).....	568
5. Sammy Drummer (1978-79).....	556
6. Kenny Anderson (1989-90).....	549
7. Roger Kaiser (1960-61).....	517
8. Stephon Marbury (1995-96).....	514
9. Dennis Scott (1988-89).....	512
10. Sammy Drummer (1977-78).....	504
Brian Oliver (1989-90).....	504
Matt Harpring (1997-98).....	504
13. Roger Kaiser (1959-60).....	503
Dion Glover (1997-98).....	503
15. Bud Blenkins (1957-58).....	471
16. Travis Best (1994-95).....	469
17. Jon Barry (1991-92).....	468
B.J. Elder (2003-04).....	468
19. Tom Hammonds (1988-89).....	465
Rich Yunkus (1968-69).....	465

Field Goal Percentage

1. Eddie Elisma (1995-96).....	639
2. Lee Goza (1981-82).....	636
3. Bill Mayer (1969-70).....	634
4. John Salley (1984-85).....	627
5. Ra'Sean Dickey (2004-05).....	621
6. Matt Geiger (1991-92).....	611
Derrick Favors (2009-10).....	611
8. Lenny Horton (1977-78).....	610
Lenny Horton (1978-79).....	610
10. Lee Goza (1980-81).....	609
Tom Hammonds (1985-86).....	609
12. John Salley (1985-86).....	606
13. Ra'Sean Dickey (2005-06).....	597
14. Jeremis Smith (2006-07).....	596
Ra'Sean Dickey (2006-07).....	596
16. Duane Ferrell (1985-86).....	595
17. John Salley (1983-84).....	589
18. Luke Schenscher (2001-02).....	587
19. Lenny Horton (1979-80).....	584
20. Kerry O'Brien (1979-80).....	580

3-Point Field Goals

1. Dennis Scott (1989-90).....	137
2. Dennis Scott (1988-89).....	116
3. Adam Smith (2015-16).....	109
4. Jon Barry (1991-92).....	99
5. Dennis Scott (1987-88).....	98
Tony Akins (2001-02).....	98
7. Stephon Marbury (1995-96).....	88
8. Marvin Lewis (2003-04).....	82
9. Anthony Morrow (2007-08).....	81
10. Travis Best (1992-93).....	80
11. Tony Akins (2000-01).....	78
Anthony Morrow (2005-06).....	78
13. Jon Barry (1990-91).....	77
Drew Barry (1995-96).....	77
B.J. Elder (2003-04).....	77
16. Mark Price (1982-83).....	73
Travis Best (1994-95).....	73
18. Fred Vinson (1993-94).....	72
Shaun Fein (2000-01).....	72
20. Lewis Clinch (2008-09).....	71

*3-pt line of 17ft-9in for 1982-83 season; no 3-pt shot from 1983-86; 19ft-9in from 1986-87 through 2007-08; 20ft-9in since then.

3-Point Field Goal Att.

1. Dennis Scott (1989-90).....	331
2. Dennis Scott (1988-89).....	292
3. Jon Barry (1991-92).....	265
4. Adam Smith (2015-16).....	263
5. Tony Akins (2001-02).....	243
6. Stephon Marbury (1995-96).....	238
7. Jason Floyd (1998-99).....	211
8. Lewis Clinch (2008-09).....	210
9. Jon Barry (1990-91).....	209
Drew Barry (1995-96).....	209
11. Dennis Scott (1987-88).....	208
12. Marvin Lewis (2003-04).....	206
B.J. Elder (2003-04).....	206
14. Tony Akins (1998-99).....	206
15. Travis Best (1994-95).....	192
16. Matt Harpring (1996-97).....	190
Quinton Stephens (2016-17).....	190
18. Shaun Fein (1999-00).....	186
Tony Akins (2000-01).....	186
20. Tony Akins (1999-00).....	185
Kenny Anderson (1990-91).....	185

3-Point Field Goal Pct.

1. Brian Hill (1990-91).....	480
2. Chris Bosh (2002-03).....	478
3. Lewis Clinch (2006-07).....	476
4. Dennis Scott (1987-88).....	471
5. Travis Best (1992-93).....	457
6. Anthony Morrow (2007-08).....	448
7. Jarrett Jack (2004-05).....	442
8. Mark Price (1982-83).....	440
9. Matt Harpring (1995-96).....	429
Anthony Morrow (2005-06).....	429
11. Drew Barry (1994-95).....	427
T.J. Vines (1998-99).....	427
13. Matt Causey (2007-08).....	424
14. Michael Maddox (1995-96).....	426
15. Tony Akins (2000-01).....	419
Thaddeus Young (2006-07).....	419
17. Anthony Morrow (2006-07).....	418
18. Craig Neal (1986-87).....	415
19. Dennis Scott (1989-90).....	414
20. Kenny Anderson (1989-90).....	410

Free Throws

1. Marcus Georges-Hunt (2015-16).....	205
2. Rich Yunkus (1970-71).....	187
3. Rich Yunkus (1969-70).....	180
Josh Okogie (2016-17).....	180
5. Matt Harpring (1997-98).....	179
6. Roger Kaiser (1960-61).....	176
7. Roger Kaiser (1959-60).....	164
8. Dennis Scott (1989-90).....	161
9. Kenny Anderson (1990-91).....	155
10. Jarrett Jack (2003-04).....	154
11. Brian Oliver (1989-90).....	147
12. Bobby Kimmel (1956-57).....	143
13. Iman Shumpert (2010-11).....	141
14. Matt Harpring (1995-96).....	138
15. Mark Price (1984-85).....	137
16. Brook Stepp (1979-80).....	135
18. Alvin Jones (2000-01).....	133
19. Duane Ferrell (1987-88).....	131
20. Dave Denton (1959-60).....	129
Malcolm Mackey (1991-92).....	129

Free Throw Attempts

1. Marcus Georges-Hunt (2015-16).....	249
2. Rich Yunkus (1970-71).....	241
Josh Okogie (2016-17).....	241
4. Alvin Jones (2000-01).....	223
5. Gani Lawal (2009-10).....	222
6. Matt Harpring (1997-98).....	221
7. Rich Yunkus (1969-70).....	217
8. Bobby Kimmel (1956-57).....	216
9. Brian Oliver (1989-90).....	204
10. Roger Kaiser (1960-61).....	203
Dennis Scott (1989-90).....	203
12. Alvin Jones (1988-89).....	201
13. Jarrett Jack (2003-04).....	192
14. Roger Kaiser (1959-60).....	190
15. Malcolm Mackey (1991-92).....	189
16. Kenny Anderson (1990-91).....	187
17. Dion Glover (1997-98).....	186
18. Lenny Cohen (1956-57).....	183
19. Dave Denton (1959-60).....	183
20. Matt Harpring (1995-96).....	181

Free Throw Percentage

1. Anthony Morrow (2005-06).....	887
2. Mark Price (1982-83).....	877
3. Maurice Miller (2010-11).....	871
4. R.D. Craddock (1963-64).....	876
5. Andy McCain (1971-72).....	869
6. Marvin Lewis (2000-01).....	868
7. Roger Kaiser (1959-60).....	867
8. Travis Best (1993-94).....	866
Jarrett Jack (2004-05).....	866
10. Roger Kaiser (1958-59).....	865
11. R.D. Craddock (1962-63).....	865
12. Dave Clark (1966-67).....	862
13. Keith Weekly (1961-62).....	859
Anthony Morrow (2007-08).....	859
15. Mark Price (1985-86).....	855
16. Steve Sherbak (1972-73).....	848
17. Anthony Morrow (2006-07).....	845
18. Travis Best (1994-95).....	847
19. Bob Seemer (1968-69).....	844
20. Jason Floyd (1998-99).....	842

Assists

1. Craig Neal (1987-88).....	303
2. Kenny Anderson (1989-90).....	285
3. Drew Barry (1995-96).....	238
4. Brian Oliver (1988-89).....	223
5. Jarrett Jack (2003-04).....	213
6. Jon Barry (1991-92).....	207
7. Travis Best (1991-92).....	198
8. Jarrett Jack (2002-03).....	185
9. Javaris Crittenton (2006-07).....	184
10. Drew Barry (1994-95).....	181
11. Travis Best (1992-93).....	176
Tony Akins (2001-02).....	176
Craig Neal (1986-87).....	171
14. Kenny Anderson (1990-91).....	169
15. Travis Best (1993-94).....	167
16. Drew Barry (1992-93).....	164
17. Jim Thorne (1969-70).....	163
18. Stephon Marbury (1995-96).....	161
19. Jim Thorne (1970-71).....	160
20. Iman Shumpert (2008-09).....	154

Assist Average

1. Craig Neal (1987-88).....	9.5
2. Kenny Anderson (1989-90).....	8.1
3. Brian Oliver (1988-89).....	7.0
4. Drew Barry (1994-95).....	6.7
5. Drew Barry (1995-96).....	6.6
6. Jarrett Jack (2002-03).....	6.0
7. Drew Barry (1993-94).....	5.9
8. Travis Best (1992-93).....	5.9
9. Jon Barry (1991-92).....	5.9
10. Craig Neal (1986-87).....	5.9
11. Travis Best (1993-94).....	5.8
12. Javaris Crittenton (2006-07).....	5.8
13. Travis Best (1991-92).....	5.7
Tony Akins (2001-02).....	5.7
15. Kenny Anderson (1990-91).....	5.6
Jarrett Jack (2003-04).....	5.6

Steals

1. Kenny Anderson (1990-91).....	89
2. Iman Shumpert (2010-11).....	85
3. Kenny Anderson (1989-90).....	79
4. Jarrett Jack (2003-04).....	74
5. Jon Barry (1991-92).....	71
6. Bruce Dalrymple (1985-86).....	70
Dion Glover (1997-98).....	70
8. Mark Price (1984-85).....	66
9. Bruce Dalrymple (1984-85).....	65
Drew Barry (1995-96).....	65
Javaris Crittenton (2006-07).....	65
12. Mark Price (1985-86).....	64
Iman Shumpert (2008-09).....	64
14. Stephon Marbury (1995-96).....	63
Matt Harpring (1995-96).....	63
16. Dennis Scott (1989-90).....	62
17. George Thomas (1982-83).....	60
Travis Best (1994-95).....	60

ANNUAL STATISTICAL LEADERS

Scoring Average

Season	Player	G	Pts	Avg
1952-53	Pete Silas	22	374	17.0
1953-54	Dick Lenholt	24	300	12.5
1954-55	Joe Helms	25	362	14.5
1955-56	Bobby Kimmel	23	433	18.8
1956-57	Bud Blemker	26	426	16.4
1957-58	Bud Blemker	26	452	17.4
1958-59	Bud Blemker	26	388	14.9
1959-60	Roger Kaiser	28	638	22.8
1960-61	Roger Kaiser	26	608	23.4
1961-62	Mike Tomasovich	26	342	13.2
1962-63	Jim Caldwell	26	357	13.7
1963-64	Jim Caldwell	26	363	14.0
1964-65	Jim Caldwell	25	434	17.4
1965-66	Phil Wagner	26	387	14.9
1966-67	Phil Wagner	21	410	19.5
1967-68	Phil Wagner	20	392	19.6
1968-69	Rich Yunkus	25	603	24.1
1969-70	Rich Yunkus	27	814	30.1
1970-71	Rich Yunkus	32	815	25.5
1971-72	Steve Post	26	394	15.2
1972-73	Steve Sherbak	25	369	14.8
1973-74	Jim Wood	25	278	11.1
1974-75	Jim Wood	26	389	15.0
1975-76	Jim Wood	27	398	14.7
1976-77	Tico Brown	28	460	16.4
1977-78	Sammy Drummer	27	568	21.0
1978-79	Sammy Drummer	26	616	23.7
1979-80	Brook Steppe	26	491	18.9
1980-81	Fred Hall	27	330	12.2
1981-82	Brook Steppe	25	445	17.8
1982-83	Mark Price	28	568	20.3
1983-84	Mark Price	29	452	15.6
1984-85	Mark Price	35	583	16.7
1985-86	Mark Price	34	590	17.4
1986-87	Duane Ferrell	29	520	17.9
1987-88	Tom Hammonds	30	567	18.9
1988-89	Tom Hammonds	30	627	20.9
1989-90	Dennis Scott	35	970	27.7
1990-91	Kenny Anderson	30	776	25.9
1991-92	Jon Barry	35	602	17.2
1992-93	James Forrest	30	586	19.5
1993-94	James Forrest	25	475	19.0
1994-95	Travis Best	30	607	20.2
1995-96	Stephen Marbury	36	679	18.9
1996-97	Matt Harpring	27	513	19.0
1997-98	Matt Harpring	32	691	21.6
1998-99	Jason Collier	25	430	17.2
1999-00	Jason Collier	30	509	17.0
2000-01	Tony Atkins	30	436	14.5
2001-02	Tony Atkins	31	528	17.0
2002-03	Chris Bosh	31	485	15.6
2003-04	B.J. Elder	38	568	14.9
2004-05	Jarrett Jack	32	497	15.5
2005-06	Anthony Morrow	28	449	16.0
2006-07	Javaris Crittenton	32	460	14.4
	Thaddeus Young	31	445	14.4
2007-08	Anthony Morrow	32	456	14.3
2008-09	Lewis Clinch	24	372	15.5
2009-10	Gani Lawal	36	471	13.1
2010-11	Iman Shumpert	31	537	17.5
2011-12	Glen Rice, Jr.	21	274	13.0
2012-13	Marcus Georges-Hunt	31	334	10.8
2013-14	Trae Golden	31	411	13.3
2014-15	Marcus Georges-Hunt	31	407	13.6
2015-16	Marcus Georges-Hunt	36	601	16.7
2016-17	Josh Okogie	37	596	16.1

Rebound Average

Season	Player	G	Reb	Avg
1952-53	Pete Silas	22	301	13.7
1953-54	record not available			
1954-55	Dick Lenholt	25	264	10.6
1955-56	Lenny Cohen	23	215	9.3
1956-57	Lenny Cohen	26	288	11.1
1957-58	Dave Denton	22	239	10.9
1958-59	Frank Inman	25	179	7.2
1959-60	Dave Denton	28	239	8.5
1960-61	Alan Nass	26	271	10.4
1961-62	Alan Nass	26	244	9.4
1962-63	Jim Caldwell	26	283	10.9
1963-64	Jim Caldwell	26	364	14.0
1964-65	Jim Caldwell	25	346	13.8
1965-66	Pete Thorne	26	184	7.1
1966-67	Pete Thorne	26	170	6.5
1967-68	Phil Wagner	20	132	6.6
1968-69	Rich Yunkus	25	276	11.0
1969-70	Rich Yunkus	27	323	12.0
1970-71	Rich Yunkus	32	356	11.1
1971-72	Karl Birns	24	156	6.5
1972-73	Andy McCain	24	193	8.0
1973-74	Harry Allen	25	153	5.9
1974-75	Jim Wood	26	249	9.6
1975-76	Mike Green	27	171	6.3

1976-77	Jim Wood	28	187	6.7
1977-78	Lenny Horton	27	202	7.5
1978-79	Lenny Horton	26	198	7.6
1979-80	Lenny Horton	26	170	6.5
1980-81	Lee Goza	27	177	6.6
1981-82	Brook Steppe	25	136	5.4
1982-83	John Salley	27	153	5.7
1983-84	Yvon Joseph	29	208	7.2
1984-85	John Salley	35	250	7.1
1985-86	John Salley	34	228	6.7
1986-87	Tom Hammonds	29	208	7.2
1987-88	Tom Hammonds	30	216	7.2
1988-89	Tom Hammonds	30	242	8.1
1989-90	Malcolm Mackey	35	262	7.5
1990-91	Malcolm Mackey	30	321	10.7
1991-92	Malcolm Mackey	35	316	9.0
1992-93	Malcolm Mackey	30	306	10.2
1993-94	James Forrest	25	198	7.9
1994-95	James Forrest	24	198	8.3
1995-96	Matt Harpring	36	293	8.1
1996-97	Matt Harpring	27	222	8.2
	Eddie Elisma	27	222	8.2
1997-98	Matt Harpring	32	302	9.4
1998-99	Alvin Jones	31	302	9.7
1999-00	Jason Collier	30	276	9.2
2000-01	Alvin Jones	30	312	10.4
2001-02	Ed Nelson	31	215	6.9
2002-03	Chris Bosh	31	278	9.0
2003-04	Luke Schenscher	38	252	6.6
2004-05	Luke Schenscher	32	235	7.3
2005-06	Jeremis Smith	28	230	8.2
2006-07	Jeremis Smith	32	190	5.9
2007-08	Jeremis Smith	32	227	7.1
2008-09	Gani Lawal	31	294	9.5
2009-10	Gani Lawal	36	305	8.5
2010-11	Iman Shumpert	31	184	5.9
2011-12	Glen Rice, Jr.	21	141	6.7
2012-13	Daniel Miller	31	206	6.6
2013-14	Daniel Miller	33	258	7.8
2014-15	Charles Mitchell	31	218	7.0
2015-16	Charles Mitchell	36	349	9.7
2016-17	Ben Lammers	37	342	9.2

Field Goal Percentage

Season	Player	G	FG-FGA	Pct
1952-53	Bill Cohen	22	79-207	.382
1953-54	Dick Lenholt	24	115-306	.376
1954-55	Bill Cohen	25	94-252	.373
1955-56	Bobby Kimmel	23	137-342	.401
1956-57	Terry Randall	26	153-346	.442
1957-58	Terry Randall	25	157-387	.406
1958-59	Terry Randall	26	138-324	.426
1959-60	Roger Kaiser	28	237-503	.471
1960-61	Josh Powell	22	51-121	.421
1961-62	Josh Powell	26	99-231	.429
1962-63	Charlie Spooner	24	41-83	.494
1963-64	R.D. Craddock	25	113-253	.447
1964-65	R.D. Craddock	25	144-294	.490
1965-66	Pete Caldwell	25	55-111	.495
1966-67	Phil Wagner	21	164-291	.564
1967-68	Stan Guth	17	58-108	.537
1968-69	Rich Yunkus	25	243-465	.523
1969-70	Bill Mayer	27	123-194	.634
1970-71	Tommy Wilson	31	103-207	.498
1971-72	Steve Post	26	146-271	.539
1972-73	Andy McCain	24	152-308	.493
1973-74	Jim Wood	25	119-257	.463
1974-75	Jim Wood	26	167-327	.510
1975-76	Mike Green	27	81-150	.540
1976-77	Randy Foster	28	91-173	.526
1977-78	Lenny Horton	27	107-175	.611
1978-79	Lenny Horton	26	136-223	.610
1979-80	Lenny Horton	26	171-293	.584
1980-81	Lee Goza	27	106-174	.609
1981-82	Lee Goza	26	70-110	.636
1982-83	John Salley	27	104-207	.502
1983-84	John Salley	29	126-214	.589
1984-85	John Salley	35	193-308	.627
1985-86	Tom Hammonds	34	168-276	.609
1986-87	Tom Hammonds	29	206-362	.568
1987-88	Tom Hammonds	30	229-403	.569
1988-89	Brian Oliver	32	191-345	.554
1989-90	Brian Oliver	34	260-504	.516
1990-91	Malcolm Mackey	30	190-345	.551
1991-92	Matt Geiger	35	165-270	.611
1992-93	James Forrest	30	246-454	.542
1993-94	Ivano Newbill	29	66-121	.545
1994-95	Eddie Elisma	36	75-145	.517
1995-96	Eddie Elisma	36	129-202	.639
1996-97	Eddie Elisma	27	102-200	.510
1997-98	Alvin Jones	33	80-161	.497
1998-99	Alvin Jones	31	145-277	.523
1999-00	Jason Collier	30	178-376	.473
2000-01	Alvin Jones	30	134-278	.482
2001-02	Ed Nelson	31	101-202	.500
2002-03	Chris Bosh	31	168-300	.560



CLOCKWISE FROM ABOVE - MARK PRICE IS THE ONLY PLAYER EVER TO LEAD TECH IN SCORING FOUR STRAIGHT YEARS. JIM CALDWELL WAS THE FIRST TECH PLAYER TO AVERAGE DOUBLE FIGURES IN REBOUNDING THREE STRAIGHT YEARS. ALVIN JONES BLOCKED MORE THAN 100 SHOTS IN THREE OF HIS FOUR YEARS.

2003-04	Isma'il Muhammad	38	96-203	.570
2004-05	Ra'Sean Dickey	29	54-87	.621
2005-06	Ra'Sean Dickey	28	148-248	.597
2006-07	Ra'Sean Dickey	32	106-178	.596
	Jeremis Smith	32	99-166	.596
2007-08	Gani Lawal	32	90-158	.570
2008-09	Gani Lawal	31	184-331	.556
2009-10	Gani Lawal	36	179-293	.611
2010-11	Daniel Miller	31	60-121	.496
2011-12	Karameon Holsley	31	121-205	.590
2012-13	Karameon Holsley	31	111-199	.558
2013-14	Daniel Miller	33	149-258	.578
2014-15	Charles Mitchell	31	124-238	.521
2015-16	Charles Mitchell	36	154-297	.519
2016-17	Ben Lammers	37	214-415	.516

3-Point Field Goal Percentage

Season	Player	G	3P-3PA	Pct
1982-83	Mark Price	28	73-166	.440
1986-87	Craig Neal	29	34-82	.415
1987-88	Dennis Scott	32	98-208	.471
1988-89	Brian Oliver	32	28-70	.400
1989-90	Dennis Scott	35	137-331	.414
1990-91	Bryan Hill	29	24-50	.480
1991-92	Travis Best	35	56-145	.386
1992-93	Travis Best	30	80-175	.457
1993-94	Fred Vinson	29	72-181	.398
1994-95	Drew Barry	27	50-117	.427
1995-96	Matt Harpring	36	66-154	.429
1996-97	Matt Harpring	27	65-190	.342
1997-98	Jason Floyd	33	44-114	.386
1998-99	T.J. Vines	31	44-103	.427
1999-00	Jason Collier	30	31-84	.369
2000-01	Tony Atkins	30	78-186	.419
2001-02	Tony Atkins	31	98-243	.403
2002-03	Chris Bosh	31	22-46	.478
2003-04	Marvin Lewis	38	82-206	.398
2004-05	Jarrett Jack	32	46-104	.442
2005-06	Anthony Morrow	28	78-182	.429

2006-07	Thaddeus Young	31	39-93	.419
2007-08	Anthony Morrow	32	81-181	.448
2008-09	Lewis Clinch	24	71-220	.338
2009-10	Glen Rice, Jr.	36	28-60	.467
2010-11	Jason Morris	31	22-55	.400
2011-12	Nick Foreman	30	10-26	.385
2012-13	Jason Morris	18	13-31	.419
2013-14	Marcus Georges-Hunt	33	29-85	.341
2014-15	Chris Bolden	25	30-92	.326
2015-16	Adam Smith	36	109-263	.414
2016-17	Josh Okogie	37	28-73	

ANNUAL STATISTICAL LEADERS



JIM CALDWELL



ALVIN JONES

1977-78	Sammy Drummer	27	104-128	.813
1978-79	Lenny Horton	26	65-78	.833
1979-80	Lenny Horton	26	104-127	.819
1980-81	Lee Goza	27	54-80	.675
1981-82	Brook Steppe	25	95-129	.736
1982-83	Mark Price	28	93-106	.877
1983-84	Mark Price	29	70-85	.824
1984-85	Mark Price	35	137-163	.840
1985-86	Mark Price	34	124-145	.855
1986-87	Duane Ferrell	29	112-138	.811
1987-88	Tom Hammonds	30	109-132	.826
1988-89	Dennis Scott	32	79-97	.814
1989-90	Dennis Scott	35	161-203	.793
1990-91	Kenny Anderson	30	155-187	.829
1991-92	Travis Best	35	72-98	.735
1992-93	Travis Best	30	82-109	.752
1993-94	Travis Best	29	123-142	.866
1994-95	Travis Best	30	116-137	.847
1995-96	Drew Barry	36	105-133	.789
1996-97	Eddie Elisma	27	57-79	.722
1997-98	Matt Harpring	32	179-221	.810
1998-99	Jason Floyd	31	48-57	.842
1999-00	Tony Akins	30	55-71	.775
2000-01	Marvin Lewis	30	46-53	.868
2001-02	Marvin Lewis	31	63-72	.875
2002-03	Marvin Lewis	31	60-73	.822
2003-04	Jarrett Jack	38	154-192	.802
2004-05	Jarrett Jack	32	123-142	.866
2005-06	Anthony Morrow	28	63-71	.887
2006-07	Anthony Morrow	32	49-58	.845
2007-08	Anthony Morrow	32	67-78	.859
2008-09	Zachary Peacock	30	55-75	.733
2009-10	Maurice Miller	32	43-53	.811
2010-11	Maurice Miller	32	54-62	.871
2011-12	Daniel Miller	31	32-42	.762
2012-13	Daniel Miller	31	51-70	.729
2013-14	Trae Golden	31	119-152	.783
2014-15	Marcus Georges-Hunt	30	116-152	.763
2015-16	Marcus Georges-Hunt	36	205-249	.823
2016-17	Josh Okogie	37	180-241	.747

Assist Average

Season	Player	G	No	Avg
1965-66	Phil Wagner	26	99	3.8
1966-67	Phil Wagner	21	88	4.2
1967-68	Phil Wagner	20	78	3.9
1968-69	Jim Thorne	24	88	3.7
1969-70	Jim Thorne	27	163	6.0
1970-71	Jim Thorne	30	160	5.3
1971-72	Frank Samoylo	25	88	3.5
1972-73	Steve Sherbak	25	141	5.6
1973-74	Steve Sherbak	15	51	3.4
1974-75	Mike Bottorf	26	72	2.8
1975-76	Mike Bottorf	27	70	2.6
1976-77	Ray Schnitzer	28	60	2.1
1977-78	Billy Smith	27	61	2.3
1978-79	Billy Smith	25	49	2.0
1979-80	Brook Steppe	26	64	2.5
1980-81	George Thomas	21	64	3.0
1981-82	Brian Howard	25	62	2.5
1982-83	Mark Price	28	91	3.3
1983-84	Mark Price	29	121	4.2
1984-85	Mark Price	35	150	4.3
1985-86	Mark Price	34	148	4.4
1986-87	Craig Neal	29	171	5.9
1987-88	Craig Neal	32	303	9.5
1988-89	Brian Oliver	32	223	7.0
1989-90	Kenny Anderson	35	285	8.1
1990-91	Kenny Anderson	30	169	5.6
1991-92	Jon Barry	35	207	5.9
1992-93	Travis Best	30	176	5.9
1993-94	Drew Barry	24	141	5.9
1994-95	Drew Barry	27	181	6.7
1995-96	Drew Barry	36	238	6.6
1996-97	Kevin Morris	27	85	3.1
1997-98	Travis Spivey	33	143	4.3
1998-99	Tony Akins	31	148	4.8
1999-00	Tony Akins	30	108	3.6
2000-01	Tony Akins	30	128	4.3
2001-02	Tony Akins	31	176	5.7
2002-03	Jarrett Jack	31	185	6.0
2003-04	Jarrett Jack	38	213	5.6
2004-05	Jarrett Jack	32	145	4.5
2005-06	Zam Fredrick	28	110	3.9
2006-07	Javaris Crittenton	32	184	5.8
2007-08	Matt Causey	30	111	3.7
2008-09	Iman Shumpert	31	154	4.9
2009-10	Iman Shumpert	30	120	4.0
2010-11	Iman Shumpert	31	108	4.2
2011-12	Milon Udofia	31	88	2.8
2012-13	Milon Udofia	31	91	2.9
2013-14	Trae Golden	31	97	3.1
2014-15	Travis Jorgenson	30	100	3.3
2015-16	Marcus Georges-Hunt	36	119	3.3
2016-17	Josh Heath	33	144	4.4

Blocked Shots

Season	Player	G	No	Avg
1976-77	Tico Brown	28	18	0.6
1977-78	Lenny Horton	27	8	0.3
1978-79	Steve Neal	26	15	0.6
1979-80	Lenny Horton	26	5	0.2
	Kerry O'Brien	26	5	0.2
1980-81	Lee Goza	27	14	0.5
1981-82	Brook Steppe	25	10	0.4
1982-83	John Salley	27	35	1.3
1983-84	John Salley	29	67	2.3
1984-85	John Salley	35	82	2.3
1985-86	John Salley	34	59	1.7
1986-87	Antoine Ford	29	45	1.6
1987-88	Duane Ferrell	32	24	0.8
1988-89	Tom Hammonds	30	26	0.9
1989-90	Malcolm Mackey	35	41	1.8
1990-91	Malcolm Mackey	30	54	1.8
1991-92	Matt Geiger	35	65	1.9
1992-93	Malcolm Mackey	30	61	2.0
1993-94	Eddie Elisma	29	26	0.9
1994-95	Eddie Elisma	30	35	1.2
1995-96	Eddie Elisma	36	65	1.8
1996-97	Eddie Elisma	27	54	2.0
1997-98	Alvin Jones	33	141	4.3
1998-99	Alvin Jones	31	107	3.5
1999-00	Alvin Jones	30	76	2.5
2000-01	Alvin Jones	30	101	3.4
2001-02	Luke Schenschler	19	22	1.2
2002-03	Chris Bosh	31	67	2.2
2003-04	Luke Schenschler	38	54	1.4
2004-05	Luke Schenschler	32	56	1.8
2005-06	Ra'Sean Dickey	28	43	1.5
2006-07	Ra'Sean Dickey	32	31	1.9
2007-08	Gani Lawal	32	32	1.0
2008-09	Alade Aminu	31	55	1.7
2009-10	Derrick Favors	36	74	2.1
2010-11	Daniel Miller	31	67	2.2
2011-12	Daniel Miller	31	75	2.4
2012-13	Daniel Miller	31	64	2.1
2013-14	Daniel Miller	33	80	2.4
2014-15	Demarco Cox	31	28	0.9
2015-16	Ben Lammers	36	47	1.3
2016-17	Ben Lammers	37	125	3.4

Steals

Season	Player	G	No	Avg
1976-77	Ray Schnitzer	28	45	1.6
1977-78	Sammy Drummer	27	39	1.4
	Billy Smith	27	39	1.4
1978-79	Sammy Drummer	26	51	2.0
1979-80	Lenny Horton	26	36	1.4
1980-81	George Thomas	21	42	2.0
1981-82	Brook Steppe	25	26	1.0
1982-83	George Thomas	27	60	2.2
1983-84	Mark Price	29	55	1.9
1984-85	Mark Price	35	66	1.9
1985-86	Mark Price	34	64	1.9
1986-87	Bruce Dalrymple	28	51	1.8
1987-88	Craig Neal	32	56	1.8
1988-89	Dennis Scott	32	45	1.4
1989-90	Kenny Anderson	35	79	2.6
1990-91	Kenny Anderson	30	89	3.0
1991-92	Jon Barry	35	71	2.0
1992-93	Travis Best	30	51	1.7
1993-94	Travis Best	29	58	2.0
1994-95	Travis Best	30	60	2.0
1995-96	Drew Barry	36	65	1.8
1996-97	Kevin Morris	27	43	1.6
1997-98	Dion Glover	33	70	2.1
1998-99	Tony Akins	31	44	1.4
1999-00	Tony Akins	30	35	1.2
2000-01	T.J. Vines	30	39	1.2
2001-02	Tony Akins	31	59	1.9
2002-03	Jarrett Jack	31	51	1.6
2003-04	Jarrett Jack	38	74	1.9
2004-05	Jarrett Jack	32	58	1.8
2005-06	Mario West	22	45	2.0
2006-07	Javaris Crittenton	32	65	2.0
2007-08	Jeremis Smith	32	45	1.4
2008-09	Iman Shumpert	31	64	2.1
2009-10	Iman Shumpert	30	58	1.9
2010-11	Iman Shumpert	31	85	2.7
2011-12	Glen Rice, Jr.	21	28	1.3
2012-13	Daniel Miller	31	27	0.9
2013-14	Daniel Miller	33	38	1.2
2014-15	Marcus Georges-Hunt	30	39	1.3
2015-16	Marcus Georges-Hunt	36	31	0.9
2016-17	Josh Okogie	37	48	1.3

TEAM SEASON HIGHS

Most Points

1. 3096	1989-90
2. 2911	2003-04
3. 2888	1995-96
4. 2813	1991-92
5. 2637	2015-16
6. 2621	2009-10
7. 2614	1987-88
8. 2566	1988-89
9. 2553	1985-86
10. 2518	1997-98

Fewest Points

1. 1483	1979-80
2. 1503	1980-81
3. 1544	1981-82
4. 1626	1961-62
5. 1659	1955-56
6. 1671	1960-61
7. 1818	1957-58
8. 1841	1962-63
9. 1846	1967-68
10. 1850	1964-65

Highest Scoring Avg.

1. 88.5	1989-90
2. 82.8	1966-67
3. 82.5	1990-91
4. 81.7	1987-88
5. 81.6	1969-70
6. 80.4	1991-92
7. 80.3	1965-66
8. 80.22	1995-96
9. 80.19	1988-89
10. 80.0	1994-95

Lowest Scoring Avg.

1. 55.7	1980-81
2. 57.0	1979-80
3. 59.4	1981-82
4. 60.2	2011-12
5. 61.5	1996-97
6. 62.5	1961-62
7. 63.3	2014-15
8. 64.3	1960-61
9. 64.3	2012-13
10. 66.7	2013-14

Highest Scoring Margin

1. +12.2	1978-79
2. +11.6	1985-86
3. +9.5	1960-61
4. +9.4	2003-04
5. +9.2	2006-07
6. +9.0	1984-85
7. +7.69	1987-88
8. +7.66	1989-90
9. +7.4	2004-05
10. +7.1	2009-10

Most Field Goals

1. 1141	1989-90
2. 1056	1991-92
3. 1031	1995-96
4. 1029	2003-04
5. 1008	1985-86
6. 996	1987-88
7. 966	1970-71
8. 965	2015-16
9. 957	1988-89
10. 948	2009-10

Most Field Goal Attempts

1. 2302	1989-90
2. 2213	2003-04
3. 2183	1991-92
4. 2161	1995-96
5. 2150	2015-16
6. 2113	1970-71
7. 2079	2016-17
8. 2064	2009-10
9. 2005	1997-98
10. 1995	1990-91

Highest Field Goal Pct.

1. .546 (1008-1846)	1985-86
2. .529 (623-1178)	1981-82
3. .516 (943-1827)	1984-85
4. .511 (841-1647)	1969-70
5. .509 (792-1556)	1983-84
6. .503 (996-1981)	1987-88
7. .497 (794-1598)	1978-79
8. .4964 (957-1928)	1988-89
9. .4957 (1141-2302)	1989-90
10. .49373 (905-1833)	1992-93

Lowest Field Goal Pct.

1. .348 (579-1645)	1955-56
2. .359 (683-1903)	1957-58
3. .362 (678-1874)	1956-57
4. .372 (612-1643)	1961-62
5. .3765 (605-1607)	1960-61
6. .3761 (689-1832)	1958-59
7. .396 (590-1489)	1996-97
8. .400 (775-1936)	1973-74
9. .405 (752-1855)	2010-11
10. .407 (731-1978)	1962-63

Most 3-Pt. Field Goals

1. 296	1995-96
2. 267	2003-04
3. 261	2001-02
4. 260	1989-90
5. 260	2000-01
6. 242	1999-00
7. 231	1997-98
8. 219	1998-99
9. 214	2007-08
10. 213	2009-10
213	2015-16

Most 3-Pt. FG Attempts

1. 776	1995-96
2. 729	2003-04
3. 715	1997-98
4. 705	1999-00
5. 700	2000-01
6. 695	2001-02
7. 663	1998-99
8. 645	1989-90
9. 643	2010-11
10. 597	2015-16

Highest 3-Pt. FG Pct.

1. .427 (112-265)	*1982-83
2. .423 (154-364)	1987-88
3. .403 (260-645)	1989-90
4. .386 (154-399)	2005-06
5. .385 (147-382)	1992-93
6. .381 (296-776)	1995-96
7. .377 (195-517)	1994-95
8. .376 (261-695)	2001-02
9. .375 (154-411)	1988-89
10. .372 (214-575)	2007-08

Lowest 3-Pt. FG Pct.

1. .267 (131-491)	2014-15
2. .290 (168-579)	1996-97
3. .299 (192-643)	2010-11
4. .312 (158-507)	2011-12
5. .315 (173-549)	2013-14
6. .318 (173-544)	2012-13
7. .323 (231-715)	1997-98
8. .323 (159-492)	2008-09
9. .330 (219-663)	1998-99
10. .331 (171-516)	2016-17

*3-pt line of 17ft-9in for 1982-83 season; no 3-pt shot from 1983-86; 19ft-9in from 1986-87 through 2007-08.; 20ft-9in since then.

Most Free Throws

1. 656	1956-57
2. 586	2003-04
3. 582	1970-71
4. 562	1984-85
5. 554	1989-90
6. 537	1985-86
7. 530	1995-96
8. 527	1959-60
9. 523	1997-98
10. 521	1969-70

Fewest Free Throws

1. 287	1980-81
2. 298	1981-82
3. 308	2011-12
4. 312	1996-97
5. 318	2012-13
6. 337	1979-80
7. 350	1972-73
8. 363	2014-15
9. 374	1992-93
10. 379	1962-63

Most Free Throw Att.

1. 943	1956-57
2. 847	2003-04
3. 825	1970-71
4. 794	1984-85
5. 782	1989-90
6. 779	2009-10
7. 766	1991-92
766	1997-98
9. 754	1995-96
10. 749	1971-72

Fewest Free Throw Att.

1. 459	1981-82
2. 462	1979-80
3. 470	1980-81
4. 471	2011-12
5. 477	1996-97
6. 479	1972-73
7. 501	2012-13
8. 512	1977-78
9. 516	1962-63
10. 529	1978-79

Highest Free Throw Pct.

1. .768 (434-565)	1976-77
2. .761 (404-531)	1967-68
3. .760 (396-521)	1986-87
4. .758 (496-654)	1988-89
5. .754 (386-512)	1977-78
6. .747 (395-529)	1978-79
7. .743 (521-701)	1969-70
8. .734 (379-516)	1962-63
9. .7320 (407-556)	1966-67
10. .7317 (461-630)	1960-61

Lowest Free Throw Pct.

1. .611 (287-470)	1980-81
2. .621 (412-663)	1998-99
3. .630 (419-665)	2008-09
4. .635 (318-501)	2012-13
5. .648 (363-560)	2014-15
6. .649 (298-459)	1981-82
7. .654 (312-477)	1996-97
8. .654 (308-471)	2011-12
9. .657 (512-779)	2009-10
10. .660 (402-609)	1961-62

Most Rebounds

1. 1432	1991-92
2. 1430	2009-10
3. 1422	2003-04
4. 1396	2015-16
5. 1346	1989-90
6. 1330	2016-17
7. 1318	1997-98
8. 1308	1970-71
1308	1995-96
10. 1299	1959-60

Highest Rebound Margin

1. +7.4	2015-16
2. +7.3	2014-15
3. +5.8	2006-07
4. +4.7	2009-10
5. +4.4	2005-06
6. +4.0	1962-63
7. +3.9	1976-77
8. +3.58	1974-75
9. +3.45	2002-03
+3.45	2011-12

Most Fouls

1. 795	2003-04
2. 721	2007-08
3. 674	1973-74
4. 670	2009-10
5. 669	2001-02
6. 665	2006-07
7. 648	2004-05
8. 645	2000-01
9. 643	2015-16
10. 639	2010-11

Fewest Fouls

1. 414	1957-58
2. 436	1996-97
3. 448	1981-82
4. 454	1968-69
5. 455	1955-56
6. 460	1993-94
7. 461	1992-93
8. 462	1962-63
9. 464	1959-60
10. 466	1956-57

Most Disqualifications

1. 29	1961-62
2. 28	1973-74
28	1982-83
4. 27	1955-56
27	1979-80
6. 26	1972-73
7. 24	1983-84
24	1989-90
9. 22	1980-81
10. 20	1995-96
20	2000-01
20	2003-04

Fewest Disqualifications

1. 5	2011-12
5	2016-17
3. 7	1960-61
7	2008-09
5. 8	1992-93
8	1994-95
8	1996-97
8	2002-03
8	2010-11
8	2014-15

Most Assists

1. 680	1987-88
2. 662	1991-92
3. 653	1985-86
4. 631	1988-89
5. 629	1989-90
6. 622	1995-96
7. 589	1997-98
8. 588	1992-93
9. 579	2003-04
10. 578	1984-85

Highest Assist Average

1. 21.3	1987-88
2. 19.7	1988-89
3. 19.6	1992-93
4. 19.2	1985-86
5. 18.9	1991-92
6. 18.1	1986-87
7. 18.0	1989-90
8. 17.9	1965-66
9. 17.6	1969-70
10. 17.3	1995-96
17.3	1993-94

Most Steals

1. 338	2003-04
2. 316	2006-07
3. 297	2010-11
4. 288	1995-96
288	2009-10
6. 269	2001-02
7. 265	2004-05
265	2007-08
9. 256	1991-92
256	2008-09

Balanced Scoring

Seasons in which five players averaged in double figures.

1991-92

Jon Barry	17.2
Malcolm Mackey	15.8
James Forrest	13.3
Travis Best	12.3
Matt Geiger	11.8

1985-86

Mark Price	17.4
John Salley	13.1
Tom Hammonds	12.2
Duane Ferrell	12.1
Bruce Dalrymple	10.8

1964-65

Jim Caldwell	17.4
R.D. Craddock	15.2
Pres Judy	10.7
Ron Scharf	10.5
Charles Kenney	10.5

Most Blocked Shots

1. 221	2016-17
2. 209	1997-98
3. 190	2009-10
4. 180	1991-92
5. 172	2003-04
6. 171	1998-99
7. 164	2002-03
8. 162	2004-05
9. 154	2008-09
10. 152	2011-12

TEAM SEASON HIGHS



LETHAL WEAPON 3 - TECH'S HIGHEST SCORING TEAM EVER (1989-90)
FEATURED DENNIS SCOTT (27.7 PPG), KENNY ANDERSON (20.6) AND BRIAN OLIVER (21.3).

OPPONENT SEASON HIGHS

Most points: 2,828 in 1989-90
Highest scoring average: 85.3 in 1973-74 (2,218 in 26 games)
Fewest points: 1,558 in 1979-80
Lowest scoring average: 59.8 in 1959-60 (1,674 in 28 games)
Most field goals: 1,093 in 1989-90
Most field goals attempted: 2,394 in 1989-90
Highest field goal percentage: .499 in 1980-81
Lowest field goal percentage: .356 in 1959-60
Most 3-point field goals: 272 in 2016-17
Most 3-point field goals attempted: 824 in 2016-17
Highest 3-point field goal percentage: .381 in 1982-83
Lowest 3-point field goal percentage: .297 in 2003-04
Most free throws: 609 in 2007-08
Fewest free throws: 295 in 1981-82
Most free throws attempted: 909 in 2003-04
Fewest free throws attempted: 427 in 1981-82
Highest free throw percentage: .740 in 1965-66
Lowest free throw percentage: .643 in 1997-98
Most rebounds: 1,418 in 2003-04
Most personal fouls: 759 in 2003-04
Most assists: 612 in 1989-90
Most blocked shots: 209 in 1997-98
Most steals: 308 in 1997-98

Most Points

1.	2,828	1989-90
2.	2,735	1995-96
3.	2,608	1991-92
4.	2,552	2003-04
5.	2,545	2015-16

Fewest Points

1.	1,558	1979-80
2.	1,579	1981-82
3.	1,662	1960-61
4.	1,667	1978-79
5.	1,674	1959-60

Highest Scoring Avg.

1.	85.3	1973-74
2.	84.4	1971-72
3.	83.3	1972-73
4.	82.5	1974-75
5.	80.8	1989-90

Lowest Scoring Avg.

1.	59.8	1959-60
2.	59.9	1979-80
3.	60.7	1981-82
4.	60.9	1984-85
5.	62.4	2012-13

Field Goals

1.	1,093	1989-90
2.	1,027	1995-96
3.	993	1991-92
4.	961	1987-88
5.	931	2015-16

Field Goal Attempts

1.	2,394	1989-90
2.	2,368	1991-92
3.	2,276	1995-96
4.	2,231	2016-17
5.	2,228	2003-04

Highest Field Goal Pct.

1.	.499 (778-1558)	1980-81
2.	.495 (735-1484)	1977-78
3.	.494 (549-1112)	1979-80
4.	.491 (847-1725)	1973-74
5.	.485 (768-1582)	1975-76

Lowest Field Goal Pct.

1.	.356 (624-1753)	1959-60
2.	.365 (618-1693)	1955-56
3.	.367 (682-1858)	1956-57
4.	.381 (679-1781)	1957-58
5.	.384 (818-2129)	2009-10

3-Point Field Goals

1.	272	2016-17
2.	255	1995-96
3.	240	2009-10
4.	239	2001-02
5.	218	2003-04

3-Point Field Goal Att.

1.	824	2016-17
2.	762	2009-10
3.	733	2003-04
4.	693	1995-96
5.	672	2001-02

Highest 3-Pt. FG Pct.

1.	.381 (106-278)	*1982-83
2.	.379 (96-253)	1986-87
3.	.379 (196-517)	2010-11
4.	.374 (216-577)	1989-90
5.	.369 (178-482)	1999-00

*3-pt line of 17ft-9in for 1982-83 season;
no 3-pt shot from 1983-86; 19ft-9in from 1986-87 through 2007-08; 20ft-9in since then.

Lowest 3-Pt. FG Pct.

1.	.297 (218-733)	2003-04
2.	.300 (107-357)	1987-88
3.	.315 (202-641)	2004-05
4.	.315 (240-762)	2009-10
5.	.317 (175-552)	2000-01
6.	.319 (169-530)	1992-93
	.319 (172-540)	2014-15

Most Free Throws

1.	609	2007-08
2.	604	2003-04
3.	600	1971-72
4.	548	1965-66
5.	541	1957-58

Fewest Free Throws

1.	295	1981-82
2.	299	1975-76
3.	310	1977-78
4.	314	1996-97
5.	318	1957-58

Most Free Throw Att.

1.	909	2003-04
2.	867	2007-08
3.	828	1971-72
4.	779	1957-58
5.	777	2000-01

Fewest Free Throw Att.

1.	427	1981-82
2.	439	1975-76
3.	460	1977-78
4.	479	1996-97
5.	485	1993-94

Highest Free Throw Pct.

1.	.740 (548-741)	1965-66
2.	.733 (481-656)	1966-67
3.	.725 (600-828)	1971-72
4.	.722 (459-636)	1967-68
5.	.720 (403-560)	2011-12

Lowest Free Throw Pct.

1.	.643 (382-594)	1997-98
2.	.646 (426-659)	1995-96
3.	.647 (442-683)	1991-92
4.	.654 (428-654)	1963-64
5.	.656 (318-485)	1993-94

Most Rebounds

1.	1,418	2003-04
2.	1,343	2016-17
3.	1,340	1989-90
4.	1,336	1991-92
5.	1,315	1995-96

Most Assists

1.	612	1989-90
2.	602	1987-88
3.	601	1995-96
4.	580	1991-92
5.	552	1988-89

Most Steals

1.	308	1997-98
2.	303	1991-92
3.	293	1998-99
4.	292	1995-96
5.	284	2009-10

Most Blocked Shots

1.	209	1997-98
2.	180	1991-92
3.	172	2003-04
4.	171	1998-99
5.	164	2002-03

Most Fouls

1.	759	2003-04
2.	712	1984-85
3.	686	1989-90
4.	687	2009-10
5.	676	1985-86



ANNUAL TEAM TOTALS (SINCE 1955-56)

Georgia Tech • All Games

Year	G	W-L	FG-	FGA	Pct	3P-	3PA	Pct	FT-	FTA	Pct	OR-	DR	Reb	Avg	PF-	Dq	A	TO	Bl	St	Pts	Avg
2016-17	37	21-16	910-	2079	.438	171-	516	.331	505-	740	.682	356-	974	1330	35.0	591-	5	570	494	221	245	2496	67.5
2015-16	36	21-15	965-	2150	.449	213-	597	.357	492-	681	.722	469-	927	1396	38.8	643-	10	487	403	151	158	2637	73.2
2014-15	31	12-19	734-	1800	.408	131-	491	.267	363-	560	.648	444-	743	1187	38.3	516-	8	362	394	104	177	1962	63.3
2013-14	33	16-17	796-	1847	.431	173-	549	.315	435-	636	.684	373-	814	1187	36.0	586-	12	434	399	140	171	2200	66.7
2012-13	31	16-15	751-	1791	.426	173-	544	.318	518-	501	.635	366-	789	1155	37.3	517-	9	394	399	129	182	1993	64.3
2011-12	31	11-20	700-	1639	.427	158-	507	.312	308-	471	.654	340-	747	1087	35.1	513-	5	340	448	152	161	1866	60.2
2010-11	31	13-18	752-	1855	.405	192-	643	.299	406-	589	.689	394-	707	1101	35.5	639-	8	408	481	126	297	2102	67.8
2009-10	36	23-13	948-	2064	.459	213-	587	.363	512-	779	.657	477-	953	1430	39.7	670-	10	508	591	190	288	2621	72.8
2008-09	31	12-19	815-	1868	.436	159-	492	.323	419-	665	.630	404-	807	1211	39.1	608-	7	462	522	154	256	2208	71.2
2007-08	32	15-17	883-	1873	.471	214-	575	.372	502-	717	.700	371-	716	1087	34.0	721-	15	480	490	112	265	2482	77.6
2006-07	32	20-12	935-	1909	.490	201-	540	.372	444-	652	.681	445-	721	1166	36.4	665-	14	491	503	114	316	2515	78.6
2005-06	28	11-17	739-	1608	.460	154-	399	.386	380-	570	.667	374-	668	1042	37.2	609-	18	411	499	116	244	2012	71.9
2004-05	32	20-12	849-	1877	.452	190-	570	.333	483-	699	.691	400-	848	1248	39.0	648-	10	471	483	162	265	2371	74.1
2003-04	38	28-10	1029-	2213	.465	267-	729	.366	586-	847	.692	429-	993	1422	37.4	795-	20	579	578	172	338	2911	76.6
2002-03	31	16-15	836-	1857	.450	178-	506	.352	447-	656	.681	428-	760	1188	38.3	582-	8	484	469	164	243	2297	74.1
2001-02	31	15-16	834-	1937	.431	261-	695	.376	441-	637	.692	439-	745	1184	38.2	669-	12	481	478	101	269	2370	76.5
2000-01	30	17-13	776-	1822	.426	260-	700	.371	457-	662	.690	345-	780	1125	37.5	645-	20	488	474	136	238	2269	75.6
1999-00	30	13-17	725-	1778	.408	242-	705	.343	427-	625	.683	410-	757	1167	38.9	516-	14	456	509	147	196	2119	70.6
1998-99	31	15-16	728-	1772	.411	219-	663	.330	412-	663	.621	385-	760	1145	36.9	508-	15	423	536	171	190	2087	67.3
1997-98	33	19-14	882-	2005	.440	231-	715	.323	523-	766	.683	483-	835	1318	39.9	525-	17	502	589	209	253	2518	76.3
1996-97	27	9-18	590-	1489	.396	168-	579	.290	312-	477	.654	419-	560	979	36.3	436-	8	325	438	107	168	1660	61.5
1995-96	36	24-12	1031-	2161	.477	296-	776	.381	530-	754	.703	456-	852	1308	36.3	606-	20	622	533	130	288	2888	80.2
1994-95	30	18-12	883-	1879	.470	195-	517	.377	439-	610	.720	403-	658	1062	35.4	467-	8	531	399	115	252	2400	80.0
1993-94	29	16-13	807-	1793	.450	187-	525	.356	399-	572	.698	405-	694	1099	37.9	460-	10	501	421	96	217	2200	75.9
1992-93	30	19-11	905-	1833	.494	147-	382	.385	374-	547	.684	405-	771	1130	39.2	461-	8	588	485	151	191	2331	77.7
1991-92	35	23-12	1056-	2183	.484	118-	512	.367	513-	766	.670	483-	949	1432	40.9	611-	12	662	-	180	256	2813	80.4
1990-91	30	17-13	944-	1995	.473	183-	504	.363	403-	603	.668	392-	750	1255	41.8	500-	13	497	-	129	215	2474	82.5
1989-90	35	28-7	1141-	2302	.496	260-	645	.403	554-	782	.708	-	-	1346	38.5	596-	24	629	-	130	249	3096	88.5
1988-89	32	20-12	957-	1928	.496	154-	411	.375	496-	654	.758	-	-	1184	37.0	573-	16	631	-	73	178	2566	80.2
1987-88	32	22-10	996-	1981	.503	154-	364	.423	468-	649	.721	-	-	1129	35.3	522-	13	680	-	92	237	2614	81.7
1986-87	29	16-13	798-	1633	.489	59-	162	.364	396-	521	.760	-	-	977	33.7	514-	17	525	-	85	176	2051	70.7
1985-86	34	27-7	1008-	1846	.546	-	-	-	537-	738	.728	-	-	1115	32.8	559-	13	653	-	124	238	2553	75.1
1984-85	35	27-8	943-	1827	.516	-	-	-	562-	794	.708	-	-	1168	33.3	558-	11	578	-	120	232	2448	69.9
1983-84	29	18-11	792-	1556	.509	-	-	-	439-	622	.706	-	-	957	33.0	549-	24	477	-	106	196	2023	69.8
1982-83	28	13-15	725-	1603	.452	112-	265	.427	447-	640	.698	-	-	986	35.2	618-	28	365	-	96	198	2009	71.8
1981-82	26	10-16	623-	1178	.529	-	-	-	298-	459	.649	-	-	718	27.6	448-	11	293	-	37	118	1544	59.4
1980-81	27	4-23	607-	1389	.437	-	-	-	287-	470	.611	-	-	893	33.1	543-	22	243	-	45	123	1503	55.7
1979-80	26	8-18	573-	1169	.490	-	-	-	337-	462	.729	-	-	712	27.4	583-	27	299	-	27	152	1483	57.0
1978-79	26	17-9	794-	1598	.497	-	-	-	395-	529	.747	-	-	905	34.8	517-	17	258	-	35	198	1983	76.3
1977-78	27	15-12	773-	1592	.486	-	-	-	386-	512	.754	-	-	889	32.9	507-	10	267	-	36	168	1932	71.6
1976-77	28	18-10	766-	1592	.481	-	-	-	434-	565	.768	-	-	972	34.7	611-	16	292	-	69	161	1966	70.2
1975-76	27	13-14	735-	1529	.481	-	-	-	390-	573	.681	-	-	888	32.9	520-	18	283	-	-	-	1860	68.9
1974-75	26	11-15	776-	1750	.443	-	-	-	382-	571	.669	-	-	1162	44.6	524-	14	298	-	-	-	1934	74.4
1973-74	26	5-21	775-	1936	.400	-	-	-	385-	540	.713	-	-	1081	41.6	674-	28	312	-	-	-	1935	74.4
1972-73	25	7-18	779-	1737	.448	-	-	-	350-	479	.731	-	-	1023	41.0	586-	26	355	-	-	-	1908	76.3
1971-72	26	6-20	684-	1571	.435	-	-	-	507-	749	.677	-	-	1006	38.7	587-	18	295	-	-	-	1875	72.1
1970-71	32	23-9	966-	2113	.457	-	-	-	582-	825	.705	-	-	1125	35.2	578-	18	497	-	-	-	2514	78.6
1969-70	27	17-10	841-	1647	.511	-	-	-	521-	701	.744	-	-	968	35.9	510-	12	474	-	-	-	2203	81.6
1968-69	25	12-13	716-	1543	.464	-	-	-	438-	610	.718	-	-	926	37.0	454-	17	308	-	-	-	1870	74.8
1967-68	25	12-13	721-	1589	.454	-	-	-	404-	531	.761	-	-	935	37.4	486-	16	382	-	-	-	1846	73.8
1966-67	26	17-9	863-	1748	.494	-	-	-	407-	556	.732	-	-	854	37.5	503-	19	434	-	-	-	2133	82.1
1965-66	26	13-13	811-	1827	.444	-	-	-	466-	641	.727	-	-	1036	39.8	530-	21	466	-	-	-	2088	80.3
1964-65	25	14-11	721-	1720	.419	-	-	-	408-	558	.731	-	-	1059	42.4	478-	19	166	-	-	-	1850	74.0
1963-64	26	17-9	748-	1774	.422	-	-	-	448-	622	.720	-	-	1203	46.3	503-	21	-	-	-	-	1944	74.8
1962-63	26	21-5	731-	1978	.407	-	-	-	379-	516	.734	-	-	1207	46.4	462-	12	-	-	-	-	1841	70.8
1961-62	26	10-16	612-	1643	.372	-	-	-	402-	609	.660	-	-	1139	43.8	530-	29	-	-	-	-	1626	62.5
1960-61	26	13-13	605-	1607	.376	-	-	-	461-	630	.732	-	-	1086	41.8	474-	7	-	-	-	-	1671	64.3
1959-60	28	22-6	706-	1729	.408	-	-	-	527-	742	.710	-	-	1236	44.1	464-	16	-	-	-	-	1939	69.3
1958-59	26	17-9	689-	1832	.376	-	-	-	499-	696	.717	-	-	1299	50.0	508-	19	-	-	-	-	1877	72.2
1957-58	26	15-11	683-	1903	.359	-	-	-	452-	649	.696	-	-	1215	46.7	414-	19	-	-	-	-	1818	69.9
1956-57	26	18-8	678-	1874	.362	-	-	-	656-	943	.696	-	-	1173	45.1	466-	21	-	-	-	-	2012	77.4
1955-56	23	12-11	579-	1645	.348	-	-	-	501-	748	.670	-	-	1027	44.7	455-	27	-	-	-	-	1659</	



ANNUAL TEAM TOTALS (SINCE 1955-56)

Opponents • All Games

Year	G	W-L	FG-	FGA	Pct	3P-	3PA	Pct	FT-	FIA	Pct	OR-	DR	Reb	Avg	PF-	Dq	A	TO	Bl	St	Pts	Avg
2016-17	37	21-16	887-	2231	.398	272-	824	.330	426-	668	.330	430-	913	1343	36.3	662-	12	490	484	145	252	2472	66.8
2015-16	36	21-15	931-	2108	.442	206-	644	.320	477-	667	.715	347-	783	1130	31.4	638-	16	436	353	98	169	2545	70.7
2014-15	31	12-19	723-	1644	.440	172-	540	.319	384-	555	.692	384-	555	962	31.0	539-	8	393	363	122	202	2002	64.6
2013-14	33	16-17	761-	1815	.419	197-	594	.332	485-	688	.705	328-	769	1097	33.2	576-	10	399	334	121	205	2204	66.8
2012-13	31	16-15	687-	1715	.401	182-	563	.323	377-	566	.666	312-	757	1069	34.5	480-	6	383	391	131	191	1933	62.4
2011-12	31	11-20	669-	1658	.403	199-	573	.347	403-	560	.720	306-	674	980	31.6	490-	11	376	347	103	211	1940	62.6
2010-11	31	13-18	701-	1592	.440	196-	517	.379	481-	719	.669	290-	781	1071	34.5	563-	7	394	514	83	200	2079	67.1
2009-10	36	23-13	818-	2129	.384	240-	762	.315	489-	734	.666	482-	777	1259	35.0	687-	14	472	547	547	113	284	65.7
2008-09	31	12-19	769-	1848	.416	201-	620	.324	477-	703	.679	384-	759	1143	36.9	591-	11	428	503	85	269	2216	71.5
2007-08	32	15-17	804-	1780	.452	215-	636	.338	609-	867	.702	394-	717	1111	34.7	675-	21	441	520	108	243	2432	76.0
2006-07	32	20-12	746-	1702	.438	200-	605	.331	530-	753	.704	351-	631	982	30.7	616-	19	450	503	97	224	2222	69.4
2005-06	28	11-17	685-	1555	.441	166-	483	.344	483-	704	.686	325-	593	918	32.8	525-	12	444	432	74	241	2019	72.1
2004-05	32	20-12	735-	1882	.391	202-	641	.315	461-	700	.659	418-	752	1170	36.6	651-	11	402	483	128	226	2133	66.7
2003-04	38	28-10	865-	2228	.388	218-	733	.297	604-	909	.664	522-	896	1418	37.3	759-	18	468	640	124	267	2552	67.2
2002-03	31	16-15	777-	1830	.425	204-	567	.360	407-	591	.689	378-	703	1081	34.9	597-	15	469	462	131	241	2165	69.8
2001-02	31	15-16	804-	1792	.449	239-	672	.356	529-	759	.697	375-	756	1131	36.5	574-	9	512	500	97	237	2376	76.6
2000-01	30	17-13	740-	1816	.407	175-	552	.317	532-	777	.685	406-	793	1199	40.0	605-	23	434	483	109	200	2187	72.9
1999-00	30	13-17	782-	1842	.425	178-	482	.369	400-	574	.697	377-	723	1100	36.7	516-	21	460	427	70	255	2142	71.4
1998-99	31	15-16	850-	1962	.429	177-	520	.340	361-	524	.689	432-	790	1222	39.4	613-	24	499	466	112	293	2238	72.2
1997-98	33	19-14	899-	2193	.410	202-	599	.337	382-	594	.643	543-	733	1276	38.7	666-	17	497	524	98	308	2382	72.2
1996-97	27	9-18	642-	1459	.440	139-	409	.340	314-	479	.656	344-	572	916	33.9	466-	10	364	378	66	223	1737	64.3
1995-96	36	24-12	1027-	2276	.451	255-	693	.368	426-	659	.646	530-	785	1315	36.5	662-	11	601	530	121	292	2735	76.0
1994-95	30	18-12	829-	1838	.451	195-	517	.367	359-	505	.711	414-	684	1098	36.6	554-	14	492	501	102	198	2130	73.4
1993-94	29	16-13	814-	1897	.429	184-	510	.361	318-	485	.656	477-	672	1149	39.6	495-	9	455	424	83	218	2224	74.1
1992-93	30	19-11	863-	2017	.428	169-	530	.319	362-	525	.690	475-	620	1049	36.5	487-	11	488	398	99	263	2257	75.2
1991-92	35	23-12	993-	2368	.419	172-	524	.328	442-	683	.647	555-	781	1336	38.2	666-	19	580	-	115	303	2608	74.5
1990-91	30	17-13	864-	2051	.421	181-	497	.364	401-	562	.714	458-	724	1182	39.4	438-	8	494	-	108	228	2310	77.0
1989-90	35	29-7	1093-	2394	.457	216-	577	.374	426-	608	.701	-	-	1340	38.3	686-	-	612	-	104	214	2828	80.8
1988-89	32	20-12	911-	1999	.456	139-	407	.342	413-	612	.675	-	-	1077	33.7	579-	16	552	-	64	203	2374	74.2
1987-88	32	22-10	961-	2085	.461	107-	357	.300	338-	503	.672	-	-	1157	36.2	588-	14	602	-	63	226	2368	74.0
1986-87	29	16-13	759-	1629	.466	96-	253	.379	372-	542	.686	-	-	909	31.3	531-	14	473	-	64	232	1986	68.5
1985-86	34	27-7	885-	1971	.449	-	-	-	392-	555	.706	-	-	1031	30.3	676-	18	490	-	63	236	2162	63.5
1984-85	35	27-8	885-	1998	.443	-	-	-	362-	509	.711	-	-	1048	29.9	712-	30	484	-	74	251	2132	60.9
1983-84	29	18-11	751-	1681	.447	-	-	-	369-	521	.708	-	-	931	32.1	564-	16	417	-	75	176	1871	64.5
1982-83	28	13-15	736-	1587	.464	106-	278	.381	471-	685	.688	-	-	1011	36.1	649-	23	327	-	84	188	2049	73.2
1981-82	26	10-16	641-	1333	.481	-	-	-	295-	427	.691	-	-	696	26.8	441-	8	278	-	77	148	1579	60.7
1980-81	27	4-23	778-	1558	.499	-	-	-	374-	549	.681	-	-	897	33.2	503-	8	346	-	67	200	1930	71.5
1979-80	26	8-18	549-	1112	.494	-	-	-	460-	644	.714	-	-	668	25.7	468-	18	241	-	49	177	1558	59.9
1978-79	26	17-9	653-	1427	.458	-	-	-	361-	508	.711	-	-	864	33.2	499-	9	328	-	43	126	1667	64.1
1977-78	27	15-12	735-	1484	.495	-	-	-	310-	460	.674	-	-	866	32.1	454-	27	348	-	45	128	1780	65.9
1976-77	28	18-10	731-	1520	.481	-	-	-	411-	611	.673	-	-	861	30.8	579-	12	313	-	68	141	1873	66.9
1975-76	27	13-14	768-	1582	.485	-	-	-	299-	439	.681	-	-	934	34.6	545-	25	282	-	-	-	1835	68.0
1974-75	26	11-15	893-	1911	.467	-	-	-	358-	514	.696	-	-	1069	41.1	544-	14	341	-	-	-	2144	82.5
1973-74	26	5-21	847-	1725	.491	-	-	-	524-	744	.704	-	-	1231	47.3	544-	15	394	-	-	-	2218	85.3
1972-73	25	7-18	828-	1741	.476	-	-	-	439-	644	.682	-	-	1009	47.3	514-	16	506	-	-	-	2095	83.3
1971-72	26	6-20	797-	1709	.466	-	-	-	600-	828	.725	-	-	1263	48.6	568-	16	426	-	-	-	2194	84.4
1970-71	32	23-9	898-	2076	.433	-	-	-	507-	744	.681	-	-	1306	40.8	625-	27	382	-	-	-	2303	72.0
1969-70	27	17-10	785-	1712	.459	-	-	-	445-	659	.675	-	-	909	33.7	519-	28	377	-	-	-	2015	74.6
1968-69	25	12-13	714-	1619	.441	-	-	-	393-	580	.678	-	-	882	35.3	460-	20	315	-	-	-	1821	72.8
1967-68	25	12-13	671-	1491	.450	-	-	-	459-	636	.722	-	-	1057	42.3	418-	12	332	-	-	-	1801	72.0
1966-67	26	17-9	737-	1585	.465	-	-	-	481-	656	.733	-	-	943	41.3	428-	14	325	-	-	-	1955	75.2
1965-66	26	13-13	726-	1531	.474	-	-	-	548-	741	.740	-	-	1153	44.3	480-	21	-	-	-	-	2000	76.9
1964-65	25	14-11	696-	1532	.454	-	-	-	455-	634	.718	-	-	1105	44.2	438-	14	-	-	-	-	1847	73.9
1963-64	26	17-9	731-	1806	.405	-	-	-	428-	654	.654	-	-	1298	49.9	472-	20	-	-	-	-	1890	72.7
1962-63	26	21-5	650-	1564	.416	-	-	-	404-	596	.678	-	-	1103	42.4	432-	11	-	-	-	-	1704	65.5
1961-62	26	10-16	612-	1486	.412	-	-	-	465-	681	.683	-	-	1189	45.7	462-	15	-	-	-	-	1689	65.0
1960-61	26	13-13	605-	1423	.425	-	-	-	452-	663	.682	-	-	1114	42.9	447-	15	-	-	-	-	1662	63.9
1959-60	28	22-6	624-	1753	.356	-	-	-	426-	628	.678	-	-	1332	47.6	518-	20	-	-	-	-	1674	59.8
1958-59	26	17-9	652-	1827	.357	-	-	-	477-	706	.676	-	-	1292	49.7	501-	14	-	-	-	-	1781	68.5
1957-58	26	15-11	679-	1781	.381	-	-	-	367-	543	.676	-	-	1159	44.6	477-	21	-	-	-	-	1725	66.3
1956-57	26	18-8	682-	1858	.367	-	-	-	541-	779	.694	-	-	1103	42.4	557-	29	-	-	-	-	1905	73.3
1955-56	23	12-11	618-	1693	.365	-	-	-	499-	748	.667	-	-	1098	47.7	454-	19	-	-	-	-		

SINGLE-GAME RECORDS

TECH • TEAM

Most points in a game: 135 vs. Loyola Marymount (GT 135-94), 12-22-90
 Most points in a game, both teams: 229 vs. Loyola Marymount (GT 135-94), 12-22-90
 Most points in a loss: 112 vs. Wake Forest (WF 114-112, 2 OT), 3-8-07
 Most points in a half: 82 vs. Loyola Marymount (2nd), 12-22-90
 Most points in first half: 65 vs. Wofford, 11-29-82
 Most points in one OT period: 18 vs. NC State, 2-25-96
 Most points in all OT periods: 30 vs. Georgia (3 OT), 12-19-90; vs. Wake Forest (2 OT), 3-8-07
 Fewest points: 3 vs. Vanderbilt (Vanderbilt 28, GT 3), 2-27-20
 Largest victory margin: 59 vs. USC-Aiken (GT 119, USC-Aiken 60), 11-25-85
 Largest defeat margin: 69 by Georgia (Georgia 78, GT 9), 1-22-1909
 Most field goals: 52 vs. Furman, 2-8-66; USC-Aiken, 11-25-85
 Most field goals attempted: 120 vs. Tampa, 1-2-53
 Highest field goal percentage: .729 (35-48) vs. Presbyterian, 11-30-81
 Lowest field goal percentage: .200 (13-65) vs. Arkansas, 11-30-61
 Most 3-point field goals: 17 vs. Clemson, 1-24-01 (17-31)
 Most 3-point field goals attempted: 37 vs. North Carolina (made 16), 2-10-96
 Highest 3-point field goal percentage: .778 (7-9) vs. Texas, 11-27-91; vs. Maryland, 2-17-88; vs. Louisville, 1-6-88
 Most free throws: 46 vs. Furman, 12-2-72
 Most free throws attempted: 56 vs. Furman, 12-22-71
 Highest free throw percentage: 1.000 vs. Maryland (18-18), 2-2-85
 Lowest free throw percentage: .231 (3-13) vs. Virginia, 2-8-14
 Most rebounds: 77 vs. Baylor, 12-4-58
 Most personal fouls: 38 (2 OT) vs. Wake Forest, 3-8-07; 37 (regulation) vs. Yale, 12-28-73
 Most assists: 34 vs. Youngstown State, 12-29-93
 Most blocked shots: 16 vs. Southern, 11-14-16
 Most steals: 24 vs. Florida A&M, 11-26-94
 Fewest turnovers: 4 vs. LSU, 3-17-90; Wake Forest, 2-13-88

TECH • INDIVIDUAL

Most points: 50, Kenny Anderson vs. Loyola Marymount, 12-22-90
 Most field goals: 18, Kenny Anderson vs. Loyola Marymount, 12-22-90; Rich Yunkus vs. Florida State, 1-24-70; vs. Georgia State, 2-17-70; Pres Judy vs. Florida State, 2-25-67
 Most field goals attempted: 32, Dennis Scott vs. LSU, 3-17-90; Sammy Drummer vs. DePaul, 1-2-79
 Highest field goal percentage (minimum 10 attempts): 1.000 (10-10), Matt Geiger vs. Clemson, 3-8-92
 Most 3-point field goals: 11, Dennis Scott vs. Houston, 12-28-88
 Most 3-point field goals attempted: 19, Dennis Scott vs. Houston, 12-28-88
 Highest 3-point field goal percentage (minimum 5 attempts): 1.000 (5-5), Tony Akins vs. Davidson, 12-19-01
 Most free throws: 19, Tom Hammonds vs. Iowa State, 3-18-88; Rich Yunkus vs. North Carolina, 2-14-70
 Most free throws attempted: 22, Kenny Anderson vs. Georgia, 12-19-90
 Highest free throw percentage (most attempts): 1.000 (15-15), Roger Kaiser vs. Oklahoma City, 2-14-59
 Most rebounds: 27, Eric Crake vs. Georgia, 2-4-53
 Most assists: 19, Craig Neal vs. Duke, 12-28-88
 Most steals: 8, Kenny Anderson vs. Duke, 1-30-91
 Most blocked shots: 11, Alvin Jones vs. Winthrop, 11-24-97

BY OPPONENT • TEAM

Most points in a game: 121 by UCLA (UCLA 121-90), 12-27-69
 Most points in a Tech win: 108 by Clemson (GT 111-108), 1-24-01; Florida State (GT 111-108, 2 OT), 2-11-99
 Most points in a half: 67 by Illinois (1st half), 11-23-01
 Most points in first half: 67 by Illinois, 11-23-01
 Most points in one OT period: 24 by Clemson, 2-5-92
 Most points in all OT periods: 32 by Wake Forest, 3-8-07 (2 OT)
 Fewest points: 6 by Auburn (GT 21-6), 2-27-14
 Most field goals: 49 by UCLA, 12-27-69; NC State, 2-10-73
 Most field goals attempted: 103 by Loyola Marymount, 12-22-90
 Highest field goal percentage: .700 (28-40) by North Carolina, 1-23-82
 Lowest field goal percentage: .163 (13-80) by Kentucky, 1-2-60
 Most 3-point field goals: 16 by Duke (31 attempts), 1-4-17
 Most 3-point field goals attempted: 41 by NC State (made 12), 1-24-04
 Highest 3-point field goal percentage (minimum 10 attempts): .786 (11-14) by Clemson, 1-12-11
 Most free throws: 41 by Maryland, 1-25-06
 Most free throws attempted: 52 by Rice, 12-16-63
 Lowest free throw percentage: .250 (4-16) by George Washington, 3-18-05
 Most rebounds: 68 by Tennessee, 1-24-59
 Most assists: 28 by Maryland, 2-16-00
 Most blocked shots: 13 by Duke, 2-5-05
 Most steals: 18 by Maryland, 2-21-99

BY OPPONENT • INDIVIDUAL

Most points: 48, Rodney Monroe of NC State, 1-13-91
 Most field goals: 18, Evers Burns of Maryland, 2-6-93
 Most field goals attempted: 37, Rodney Monroe of NC State, 1-13-91
 Most 3-point field goals: 10, Keke Hicks of Coastal Carolina, 11-28-94
 Most 3-point field goals attempted: 18, Keke Hicks of Coastal Carolina, 11-28-94
 Most free throws: 15, Tony Windis of Wyoming, 12-22-58; Nik Caner-Medley, Maryland, 1-25-06
 Most free throws attempted: 19, Tony Windis of Wyoming, 12-22-58; Tyler Hansbrough, North Carolina, 2-15-06
 Most rebounds: 26, Bob Lienhard of Georgia, 12-7-67
 Most assists: 15, Chris Corchiani of NC State, 2-20-88; Ishmael Smith of Wake Forest, 3-8-07
 Most blocked shots: 8, Cedric Lewis of Maryland, 2-13-91
 Most steals: 9, Derrick Phelps of North Carolina, 2-2-92

30-Point Games

- 50 Kenny Anderson vs. Loyola Marymount (12-22-90)
- 47 Rich Yunkus vs. Furman (1-15-70)
- 47 Rich Yunkus vs. North Carolina (2-14-70)
- 42 Dennis Scott vs. Pittsburgh (12-4-89)
- 42 Kenny Anderson vs. Howard (1-2-91)
- 41 Rich Yunkus vs. Tulane (3-1-69)
- 41 Rich Yunkus vs. Florida State (1-24-70)
- 41 Kenny Anderson vs. Villanova (12-28-90)
- 40 Pres Judy vs. Florida State (2-25-67)
- 40 Rich Yunkus vs. Georgia State (2-17-70)
- 40 Rich Yunkus vs. Georgia (12-4-70)
- 40 Tom Hammonds vs. Ga. State (1-10-89)
- 40 Dennis Scott vs. Minnesota (3-25-90)
- 40 Kenny Anderson vs. Georgia (12-19-90)
- 39 Pete Silas vs. Furman (1-31-53)
- 39 Jim Wood vs. Georgia (3-5-75)
- 39 Dennis Scott vs. Houston (12-28-88)
- 38 Roger Kaiser vs. Kentucky (1-7-61)
- 38 Rich Yunkus vs. UCLA (12-27-69)
- 38 Josh Okogie vs. Tulane (11-26-16)
- 37 Roger Kaiser vs. Ga. Southern (2-13-60)
- 37 Pres Judy vs. NC State (1-14-67)
- 37 Rich Yunkus vs. UTEP (12-20-68)
- 37 Rich Yunkus vs. Florida State (2-21-70)
- 37 Rich Yunkus vs. Georgia (2-3-71)
- 37 Rich Yunkus vs. Auburn (1-14-71)
- 37 Sammy Drummer vs. Campbell (2-26-79)
- 37 Dennis Scott vs. North Carolina (2-1-90)
- 36 Phil Wagner vs. Tulane (1-6-68)
- 36 Rich Yunkus vs. Jacksonville (2-26-70)
- 36 Rich Yunkus vs. Auburn (1-17-70)
- 36 Sammy Drummer vs. Memphis (1-16-79)
- 36 Dennis Scott vs. Wake Forest (1-6-90)
- 36 Dennis Scott vs. Duke (1-28-90)
- 36 Dennis Scott vs. Maryland (2-13-90)
- 36 Dennis Scott vs. East Tennessee St. (3-15-90)
- 36 James Forrest vs. Maryland (1-4-94)
- 36 B.J. Elder vs. Clemson (1-27-04)
- 35 Jim Caldwell vs. Texas Tech (12-30-64)
- 35 Rich Yunkus vs. Clemson (1-6-71)
- 35 Sammy Drummer vs. Seton Hall (11-24-78)
- 35 Brook Stepp vs. Virginia Tech (12-22-79)
- 35 Brook Stepp vs. Duke (2-20-82)
- 35 Will Bynum vs. North Carolina (3-12-05)
- 35 Josh Okogie vs. Florida State (1-25-17)
- 34 Joe Helms vs. Mississippi State (1-14-56)
- 34 Jim Caldwell vs. Furman (1-9-65)
- 34 Duane Ferrell vs. Clemson (3-5-88)
- 34 Dennis Scott vs. Notre Dame (2-25-89)
- 34 Brian Oliver vs. North Carolina (2-1-90)
- 34 Brian Oliver vs. Clemson (3-3-90)
- 34 Gani Lawal vs. Penn State (12-3-08)
- 33 Terry Randall vs. Furman (12-8-56)
- 33 Jim Caldwell vs. Florida State (2-15-64)
- 33 Rich Yunkus vs. Florida State (2-18-69)
- 33 Rich Yunkus vs. Auburn (12-19-70)
- 33 Brook Stepp vs. Ga. Southern (2-13-82)
- 33 Mark Price vs. Virginia (3-12-83)
- 33 Yvon Joseph vs. Central Michigan (12-17-83)
- 33 Tom Hammonds vs. Iowa State (3-18-88)
- 33 Brian Oliver vs. N.C. A&T (12-11-89)
- 33 Dennis Scott vs. Coastal Carolina (12-19-90)
- 33 Dennis Scott vs. North Carolina (2-28-90)
- 33 Malcolm Mackey vs. Morgan State (11-27-90)
- 33 Kenny Anderson vs. Virginia (2-19-91)
- 33 Dion Glover vs. Seton Hall (3-11-98)
- 33 Tony Akins vs. Florida State (2-21-00)
- 33 Marvin Lewis vs. Florida State (1-14-03)
- 32 Bud Blemker vs. Alabama (2-2-57)
- 32 Roger Kaiser vs. Vanderbilt (1-16-60)
- 32 Rich Yunkus vs. Jacksonville (1-6-69)
- 32 Rich Yunkus vs. Georgia (12-5-68)
- 32 Rich Yunkus vs. Tulane (2-23-70)
- 32 Rich Yunkus vs. Tampa (2-26-71)
- 32 Bob Murphy vs. Furman (12-22-71)
- 32 Brook Stepp vs. Seton Hall (2-2-80)
- 32 Sammy Drummer vs. Davidson (12-27-77)
- 32 Dennis Scott vs. Georgia (12-16-89)
- 32 Kenny Anderson vs. Pittsburgh (12-28-89)
- 32 Dennis Scott vs. Clemson (1-25-90)
- 32 Kenny Anderson vs. Notre Dame (2-24-90)
- 32 Kenny Anderson vs. Fordham (12-8-90)
- 32 Kenny Anderson vs. Wake Forest (1-6-91)
- 32 Kenny Anderson vs. Clemson (1-24-91)
- 32 Kenny Anderson vs. Duke (1-30-91)
- 32 Jon Barry vs. Florida State (1-23-92)
- 32 Travis Best vs. Georgia State (12-4-93)
- 32 Travis Best vs. East Carolina (12-3-94)
- 32 Michael Maddox vs. North Carolina (2-8-98)
- 32 Shaun Fein vs. Wofford (11-17-00)
- 32 Lewis Clinch vs. Clemson (3-12-09)

- 32 Brian Oliver vs. Syracuse (11-27-10)
- 31 Roger Kaiser vs. Furman (12-3-60)
- 31 Dave Clark vs. NC State (2-12-66)
- 31 Rich Yunkus vs. Pittsburgh (2-9-70)
- 31 Rich Yunkus vs. Georgia (2-4-70)
- 31 Bob Seemer vs. Georgia (12-3-69)
- 31 Tico Brown vs. Memphis State (1-17-77)
- 31 Lenny Horton vs. Wake Forest (1-26-80)
- 31 Mark Price vs. Virginia (2-14-83)
- 31 Duane Ferrell vs. DePaul (2-22-87)
- 31 Dennis Scott vs. George Washington (12-3-88)
- 31 Tom Hammonds vs. Maryland (2-4-89)
- 31 Dennis Scott vs. Duke (3-10-90)
- 31 Brian Oliver vs. Duke (3-10-90)
- 31 Kenny Anderson vs. Michigan State (3-23-90)
- 31 Kenny Anderson vs. DePaul (3-15-91)
- 31 Malcolm Mackey vs. Ga. State (11-24-91)
- 31 Matt Harpring vs. Florida State (2-18-98)
- 31 Jason Floyd vs. Chas. Southern (11-16-98)
- 31 Jason Floyd vs. Mount St. Mary's (12-30-98)
- 31 Anthony Morrow vs. Tennessee St. (11-11-07)
- 30 Jim Nolan vs. Oklahoma (2-21-48)
- 30 Roger Kaiser vs. Louisiana State (2-8-60)
- 30 Mike Tomasovich vs. Tulane (2-12-62)
- 30 Jim Caldwell vs. VMI (1-18-65)
- 30 Phil Wagner vs. Georgia (12-7-67)
- 30 Rich Yunkus vs. SMU (12-2-70)
- 30 Rich Yunkus vs. Jacksonville (2-8-69)
- 30 Rich Yunkus vs. East Carolina (1-20-71)
- 30 Tico Brown vs. Clemson (2-17-79)
- 30 Sammy Drummer vs. So. Miss. (1-9-78)
- 30 Sammy Drummer vs. Georgia (1-11-78)
- 30 Mark Price vs. NC State (2-3-83)
- 30 Tom Hammonds vs. Wake Forest (2-13-88)
- 30 Tom Hammonds vs. East Carolina (1-4-89)
- 30 Tom Hammonds vs. Wake Forest (1-7-89)
- 30 Dennis Scott vs. Richmond (11-28-89)
- 30 Dennis Scott vs. Pittsburgh (12-28-89)
- 30 Dennis Scott vs. Duke (1-11-90)
- 30 Dennis Scott vs. Louisville (2-11-90)
- 30 Dennis Scott vs. LSU (3-17-90)
- 30 Kenny Anderson vs. Minnesota (3-25-90)
- 30 Kenny Anderson vs. Maryland (2-13-91)
- 30 James Forrest vs. Georgia State (12-12-92)
- 30 James Forrest vs. Coastal Carolina (11-28-94)
- 30 Travis Best vs. Maryland (2-4-95)
- 30 Drew Barry vs. North Carolina (2-10-96)
- 30 Matt Harpring vs. Virginia (2-21-96)
- 30 Matt Harpring vs. Coastal Carolina (12-17-97)
- 30 Matt Harpring vs. North Carolina (2-8-98)
- 30 Jason Collier vs. Florida State (2-11-99)
- 30 B.J. Elder vs. North Carolina (2-10-04)
- 30 Will Bynum vs. Wake Forest (1-27-05)
- 30 Thaddeus Young vs. Wake Forest (3-8-07)
- 30 Matt Causey vs. Virginia Tech (1-19-08)
- 30 Lewis Clinch vs. Miami (3-4-09)
- 30 Iman Shumpert vs. North Carolina (1-16-10)
- 30 Iman Shumpert vs. North Carolina (1-16-11)
- 30 Adam Smith at Pittsburgh (1-6-16)
- 30 Marcus Georges-Hunt vs. Wake Forest (2-10-16)

Rebounds

- 27 Eric Crake vs. Georgia (2-4-53)
- 26 Jim Caldwell vs. Georgia (12-2-63)
- 24 Pete Silas vs. Furman (1-31-53)
- 23 Jim Caldwell vs. Mississippi State (1-25-65)
- 22 Dick Lenholt vs. Georgia (2-17-55)
- 22 Dave Denton vs. Kentucky (1-27-58)
- 21 Frank Inman vs. Florida (2-23-59)
- 21 Jim Caldwell vs. Mississippi (1-11-64)
- 21 Jim Caldwell vs. Georgia (1-21-64)
- 20 Bill Cohen vs. Louisiana State (2-13-56)
- 20 Jim Caldwell vs. Florida State (2-15-64)
- 20 Jim Caldwell vs. Ohio State (1-2-65)
- 20 Mike Green vs. St. Bonaventure (12-27-74)
- 19 Pete Silas vs. Mississippi (2-7-53)
- 19 Lenny Cohen vs. Duke (11-30-56)
- 19 Dave Denton vs. Tulane (2-8-58)
- 19 Alan Nass vs. Georgia (12-1-60)
- 19 Jim Caldwell vs. Furman (12-3-62)
- 19 Jim Caldwell vs. Vanderbilt (1-13-63)
- 19 Jim Caldwell vs. Furman (1-9-65)
- 19 Jim Wood vs. Presbyterian (1-24-75)
- 19 Ivano Newbill vs. Tulane (12-27-90)
- 19 Malcolm Mackey vs. Ohio State (3-17-91)
- 19 Matt Geiger vs. St. Bonaventure (12-30-91)
- 19 Alvin Jones vs. Iowa (12-27-98)
- 19 Charles Mitchell at Clemson (2-13-16)

SINGLE-GAME HIGHS

Field Goals

- 18 Rich Yunkus vs. Georgia State (2-17-70)
- 18 Rich Yunkus vs. Florida State (1-24-70)
- 18 Pres Judy vs. Florida State (2-25-68)
- 18 Kenny Anderson vs. Loyola Marymount (12-22-90)
- 17 Pete Silas vs. Furman (1-31-53)
- 17 Rich Yunkus vs. Tulane (3-1-69)
- 17 Rich Yunkus vs. Furman (1-15-70)
- 16 Roger Kaiser vs. Georgia Southern (2-3-60)
- 16 Rich Yunkus vs. Georgia (12-4-70)
- 16 Rich Yunkus vs. Georgia (2-3-71)
- 16 Rich Yunkus vs. UCLA (12-27-69)
- 16 Jim Wood vs. Georgia (3-5-75)
- 16 James Forrest vs. Maryland (1-4-94)
- 15 Last: Gani Lawal vs. Penn State (12-3-08)

Field Goal Attempts

- 32 Sammy Drummer vs. DePaul (1-2-79)
- 32 Dennis Scott vs. Louisiana State (3-17-90)
- 31 Jim Caldwell vs. Texas Tech (12-30-64)
- 30 Sammy Drummer vs. Georgia (1-11-78)
- 29 Pete Silas vs. Tampa (1-2-53)
- 29 Rich Yunkus vs. UTEP (12-20-68)
- 29 Rich Yunkus vs. SMU (12-10-69)
- 29 Rich Yunkus vs. UCLA (12-27-69)
- 29 Kenny Anderson vs. Howard (1-2-91)
- 28 Last: Glen Rice vs. Florida State (2-10-11)

3-Point Field Goals

- 11 Dennis Scott vs. Houston (12-28-88)
- 9 Dennis Scott vs. North Carolina (1-28-89)
- 9 Drew Barry vs. North Carolina (2-10-96)
- 9 Tony Akins vs. Florida State (2-21-00)
- 9 Lewis Clinch vs. Miami (3-4-09)
- 8 Mark Price vs. Virginia (3-12-83)
- 8 Dennis Scott vs. Georgia State (1-12-88)
- 8 Dennis Scott vs. Pittsburgh (12-4-89)
- 8 Fred Vinson vs. North Carolina (2-12-94)
- 8 Adam Smith at Pittsburgh (1-6-16)
- 7 Dennis Scott vs. Coastal Carolina (11-28-88)
- 7 Dennis Scott vs. North Carolina (3-1-89)
- 7 Brian Oliver vs. Wake Forest vs. (2-7-90)
- 7 Dennis Scott vs. Maryland (2-13-90)
- 7 Dennis Scott vs. North Carolina (2-28-90)
- 7 Dennis Scott vs. Minnesota (3-25-90)
- 7 Dennis Scott vs. UNLV (3-31-90)
- 7 Kenny Anderson vs. Howard (1-2-91)
- 7 Jon Barry vs. Wake Forest (1-18-92)
- 7 Shaun Fein vs. Wofford (11-17-00)
- 7 Shaun Fein vs. Clemson (1-24-01)
- 7 B.J. Elder vs. North Carolina (2-10-04)
- 7 B.J. Elder vs. Michigan (11-30-04)
- 7 Anthony Morrow vs. Michigan St. (11-30-05)
- 7 Anthony Morrow vs. Win-Salem St. (1-3-07)
- 7 Matt Causey vs. Virginia Tech (1-19-08)
- 7 Lewis Clinch vs. Florida State (3-13-09)

3-Point Field Goal Attempts

- 19 Dennis Scott vs. Houston (12-28-88)
- 18 Dennis Scott vs. North Carolina (1-28-89)
- 18 Lewis Clinch vs. Florida State (3-13-09)
- 17 Drew Barry vs. North Carolina (2-10-96)
- 16 Kenny Anderson vs. Howard (1-2-91)
- 16 Lewis Clinch vs. Miami (3-4-09)
- 15 Dennis Scott vs. North Carolina (3-10-89)
- 15 Dennis Scott vs. North Carolina (2-28-90)
- 15 Lewis Clinch vs. North Carolina (2-28-09)

Free Throws

- 19 Rich Yunkus vs. North Carolina (2-14-70)
- 19 Tom Hammonds vs. Iowa State (3-18-88)
- 18 Frank Samoylo vs. Georgia (2-2-72)
- 18 Kenny Anderson vs. Georgia (12-19-90)
- 17 Gani Lawal vs. Charlotte (1-2-10)
- 17 Bobby Kimmel vs. Canisius (12-31-55)
- 16 Roger Kaiser vs. Kentucky (1-25-60)
- 16 Rich Yunkus vs. Jacksonville (2-26-70)
- 16 Peanut Murphy vs. Furman (12-22-71)
- 15 Last time: Marcus Georges-Hunt vs. Clemson (3-9-16)

Free throw Attempts

- 22 Kenny Anderson vs. Georgia (12-19-90)
- 21 Tom Hammonds vs. Iowa State (3-18-88)
- 21 Jeremis Smith vs. Georgia (12-7-05)
- 20 Bobby Kimmel vs. Canisius (12-31-55)
- 20 Rich Yunkus vs. North Carolina (2-14-70)
- 20 Rich Yunkus vs. Jacksonville (2-26-70)
- 20 Frank Samoylo vs. Georgia (2-2-72)
- 20 Gani Lawal vs. Charlotte (1-2-10)
- 19 Terry Randall vs. Kentucky (1-5-57)
- 19 Roger Kaiser vs. Kentucky (1-30-61)
- 19 Peanut Murphy vs. Furman (12-22-71)
- 19 Alvin Jones vs. Charleston Southern (11-16-98)
- 19 Gani Lawal vs. Chattanooga (12-14-09)

Assists

- 19 Craig Neal vs. Duke (2-28-88)
- 18 Kenny Anderson vs. Pittsburgh (12-28-89)
- 17 Craig Neal vs. Virginia (2-25-88)
- 17 Kenny Anderson vs. North Carolina (2-1-90)
- 14 Mark Price vs. Monmouth (1-17-85)
- 14 Craig Neal vs. Duke (2-3-88)
- 14 Craig Neal vs. Maryland (2-8-88)
- 14 Craig Neal vs. NC State (2-20-88)
- 14 Brian Oliver vs. Clemson (1-25-89)
- 13 Steve Sherbak vs. Oklahoma City (2-28-73)
- 13 Craig Neal vs. North Carolina A&T (1-14-87)
- 13 Craig Neal vs. Maryland (2-17-88)
- 13 Kenny Anderson vs. Fordham (2-15-90)
- 13 Kenny Anderson vs. Morgan State (11-27-90)
- 13 Kenny Anderson vs. North Carolina (1-27-91)
- 13 Jon Barry vs. NC State (2-29-92)
- 13 Drew Barry vs. Virginia (1-22-95)
- 12 Last time: Iman Shumpert vs. Penn State (12-3-08)

Steals

- 8 Kenny Anderson vs. Duke (1-30-91)
- 7 Mark Price vs. Clemson (1-26-84)
- 7 Mark Price vs. Texas A&M (12-20-85)
- 7 Travis Best vs. Georgia State (12-12-92)
- 7 Stephon Marbury vs. Georgetown (11-22-95)
- 7 Jarrett Jack vs. NC State (3-14-03)
- 7 Javaris Crittenton vs. Clemson (2-3-07)
- 7 Iman Shumpert vs. Virginia Tech (2-25-11)
- 7 Mark Price vs. Clemson (3-7-86)
- 6 Bruce Dalrymple vs. Virginia (3-8-85)
- 6 George Thomas vs. Newberry (1-12-81)
- 6 Kenny Anderson vs. Georgia (12-19-90)
- 6 Kenny Anderson vs. Howard (1-2-91)
- 6 Matt Harpring vs. Florida A&M (11-26-94)
- 6 Travis Best vs. East Carolina (12-3-94)
- 6 Travis Best vs. Cincinnati (12-28-94)
- 6 Matt Harpring vs. Florida State (1-29-95)
- 6 Drew Barry vs. NC State (2-25-95)
- 6 Drew Barry vs. Manhattan (11-15-95)
- 6 Tony Akins vs. Kentucky (12-19-98)
- 6 Shaun Fein vs. Florida A&M (2-5-00)
- 6 Jarrett Jack vs. Hofstra (11-20-03)
- 6 Iman Shumpert vs. Clemson (2-22-09)
- 6 Iman Shumpert vs. Virginia Tech (3-6-10)
- 6 Iman Shumpert vs. Wake Forest (3-3-11)

Blocked Shots

- 11 Alvin Jones vs. Winthrop (11-24-97)
- 9 Alvin Jones vs. Georgetown (3-16-98)
- 9 Alvin Jones vs. Charleston Southern (11-16-98)
- 9 Ben Lammers vs. Southern (11-14-16)
- 8 Alvin Jones vs. Ga. Southern (1-28-98)
- 8 Alvin Jones vs. Delaware State (12-6-97)
- 8 Alvin Jones vs. Coastal Carolina (12-17-97)
- 8 Alvin Jones vs. Mt. St. Mary's (12-30-98)
- 8 Alvin Jones vs. Mercer (11-19-99)
- 8 Alvin Jones vs. Harvard (12-28-00)
- 8 Alvin Jones vs. Maryland (1-5-01)
- 8 Ben Lammers at Virginia Tech (1-18-17)
- 8 Ben Lammers vs. Mississippi (3-21-17)
- 7 Alvin Jones vs. North Texas (12-31-97)
- 7 Alvin Jones vs. Virginia (2-9-00)
- 7 John Salley vs. Wake Forest (2-10-85)
- 7 Matt Geiger vs. Virginia (3-13-92)
- 7 Eddie Elisma vs. Manhattan (11-15-95)
- 7 Daniel Miller vs. Charleston Southern (11-12-10)

ACC Game Individual Highs

30-Point Games

- 37 Dennis Scott vs. North Carolina (2-1-90)
- 36 Dennis Scott vs. Wake Forest (1-6-90)
- 36 Dennis Scott vs. Duke (1-28-90)
- 36 Dennis Scott vs. Maryland (2-13-90)
- 36 James Forrest vs. Maryland (1-4-94)
- 36 B.J. Elder vs. Clemson (1-27-04)
- 35 Brook Steppe vs. Duke (2-20-82)
- 35 Will Bynum vs. North Carolina (3-12-05)
- 35 Josh Okogie vs. Florida State (1-25-17)
- 34 Duane Ferrell vs. Clemson (3-5-88)
- 34 Brian Oliver vs. North Carolina (2-1-90)
- 34 Brian Oliver vs. Clemson (3-3-90)
- 33 Mark Price vs. Virginia (3-12-83)
- 33 Dennis Scott vs. North Carolina (2-28-90)
- 33 Kenny Anderson vs. Virginia (2-19-91)
- 33 Tony Akins vs. Florida State (2-21-00)
- 33 Marvin Lewis vs. Florida State (1-14-03)

- 32 Dennis Scott vs. Clemson (1-25-90)
- 32 Kenny Anderson vs. Wake Forest (1-6-91)
- 32 Kenny Anderson vs. Clemson (1-24-91)
- 32 Jon Barry vs. Florida State (1-23-92)
- 32 Michael Maddox vs. North Carolina (2-8-98)
- 32 Lewis Clinch vs. Clemson (2-12-09)
- 31 Lenny Horton vs. Wake Forest (1-26-80)
- 31 Mark Price vs. NC State (2-3-83)
- 31 Mark Price vs. Virginia (2-14-83)
- 31 Tom Hammonds vs. Maryland (2-4-89)
- 31 Dennis Scott vs. Duke (3-10-90)
- 31 Brian Oliver vs. Duke (3-10-90)
- 31 Matt Harpring vs. Florida State (2-18-98)
- 30 Tom Hammonds vs. Wake Forest (2-13-88)
- 30 Tom Hammonds vs. Wake Forest (1-7-89)
- 30 Dennis Scott vs. Duke (1-11-90)
- 30 Kenny Anderson vs. Maryland (2-13-91)
- 30 Travis Best vs. Maryland (2-4-95)
- 30 Drew Barry vs. North Carolina (2-10-96)
- 30 Matt Harpring vs. Virginia (2-21-96)
- 30 Matt Harpring vs. North Carolina (2-8-98)
- 30 Jason Collier vs. Florida State (2-11-99)
- 30 B.J. Elder vs. North Carolina (2-10-04)
- 30 Will Bynum vs. Wake Forest (1-27-05)
- 30 Thaddeus Young vs. Wake Forest (3-8-07)
- 30 Matt Causey vs. Virginia Tech (1-19-08)
- 30 Lewis Clinch vs. Miami (3-4-09)
- 30 Iman Shumpert vs. North Carolina (1-16-10)
- 30 Iman Shumpert vs. North Carolina (1-16-11)
- 30 Adam Smith at Pittsburgh (1-6-16)
- 30 Marcus Georges-Hunt vs. Wake Forest (2-10-16)

Rebounds

- 19 Charles Mitchell at Clemson (2-13-16)
- 18 Alvin Jones vs. North Carolina (2-3-01)
- 18 Gani Lawal vs. Miami (2-10-10)
- 18 Derrick Favors vs. Maryland (2-20-10)
- 17 Malcolm Mackey vs. NC State (1-27-91)
- 17 Malcolm Mackey vs. Maryland (1-5-93)
- 17 Alvin Jones vs. Florida State (2-11-99)
- 17 Luke Schenschler vs. North Carolina (3-12-04)
- 17 Gani Lawal vs. Duke (1-14-09)
- 17 Gani Lawal vs. Maryland (1-10-09)
- 17 Ben Lammers vs. Boston College (2-11-17)
- 16 Tom Hammonds vs. N. Carolina (3-10-89)
- 16 Malcolm Mackey vs. Duke (1-11-90)
- 16 Malcolm Mackey vs. NC State (3-8-91)
- 16 Malcolm Mackey vs. Maryland (2-6-93)
- 16 Matt Harpring vs. North Carolina (2-8-98)
- 16 Alvin Jones vs. North Carolina (3-10-01)
- 15 Tom Hammonds vs. Maryland (2-17-88)
- 15 Malcolm Mackey vs. NC State (3-9-90)
- 15 Malcolm Mackey vs. Clemson (1-24-91)
- 15 Matt Harpring vs. North Carolina (1-10-96)
- 15 Matt Harpring vs. Wake Forest (2-11-98)
- 15 Luke Schenschler vs. Virginia (1-8-05)
- 15 Luke Schenschler vs. Clemson (3-5-05)
- 15 Ben Lammers vs. Pittsburgh (3-7-17)

Field Goals

- 16 James Forrest vs. Maryland (1-4-94)
- 15 Lenny Horton vs. Wake Forest (1-26-80)
- 15 Duane Ferrell vs. Clemson (3-5-88)
- 14 Duane Ferrell vs. NC State (2-20-88)
- 14 Tom Hammonds vs. Duke (2-28-88)
- 14 Kenny Anderson vs. Virginia (2-19-91)
- 13 Mark Price vs. Duke (2-23-85)
- 13 Tom Hammonds vs. NC State (2-28-88)
- 13 James Forrest vs. Duke (3-12-93)
- 13 Michael Maddox vs. North Carolina (2-8-98)
- 13 Iman Shumpert vs. North Carolina (1-16-11)

Field Goal Attempts

- 29 Dennis Scott vs. Duke (1-11-90)
- 28 Dennis Scott vs. North Carolina (2-1-90)
- 28 Glen Rice, Jr. vs. Florida State (2-10-11)
- 26 Dennis Scott vs. North Carolina (2-28-90)
- 25 Dennis Scott vs. Maryland (2-13-90)
- 25 Michael Maddox vs. North Carolina (2-8-98)
- 24 Tom Hammonds vs. NC State (2-20-88)
- 24 Kenny Anderson vs. Clemson (1-25-90)
- 24 Dennis Scott vs. Duke (3-10-90)
- 24 Travis Best vs. Duke (2-9-95)
- 24 Matt Harpring vs. North Carolina (2-8-98)

Free Throws

- 15 Lenny Horton vs. NC State (12-29-79)
- 15 Travis Best vs. Maryland (2-4-95)
- 15 Marcus Georges-Hunt vs. Clemson (3-9-16)
- 14 Alvin Jones vs. Clemson (1-24-01)
- 14 Mark Price vs. Duke (3-9-85)
- 14 Josh Okogie vs. Florida State (1-25-17)
- 13 Jason Collier vs. Virginia (2-25-99)
- 13 Maurice Miller vs. Virginia Tech (2-23-08)
- 12 Brian Oliver vs. Wake Forest (1-7-89)
- 12 Brian Oliver vs. Wake Forest (2-17-90)
- 12 Matt Harpring vs. Maryland (2-21-98)

Free Throw Attempts

- 19 Alvin Jones vs. Clemson (1-24-01)
- 17 Lenny Horton vs. NC State (12-29-78)
- 17 Josh Okogie vs. Florida State (1-25-17)
- 16 Brian Oliver vs. NC State (2-17-90)
- 16 Travis Best vs. Maryland (2-4-95)
- 16 Jason Collier vs. Virginia (2-25-99)
- 16 Marcus Georges-Hunt at Florida State (2-17-16)
- 16 Marcus Georges-Hunt vs. Clemson (3-9-16)
- 15 Alvin Jones vs. Florida State (1-24-01)

3-Point Field Goals

- 9 Dennis Scott vs. North Carolina (1-28-89)
- 9 Drew Barry vs. North Carolina (2-10-96)
- 9 Tony Akins vs. Florida State (2-21-00)
- 9 Lewis Clinch vs. Miami (3-4-09)
- 8 Mark Price vs. Virginia (3-12-83)
- 8 Fred Vinson vs. North Carolina (2-12-94)
- 8 Adam Smith at Pittsburgh (1-6-16)
- 7 Dennis Scott vs. North Carolina (3-1-89)
- 7 Dennis Scott vs. Wake Forest (2-7-90)
- 7 Dennis Scott vs. Maryland (2-13-90)
- 7 Dennis Scott vs. North Carolina (2-28-90)
- 7 Jon Barry vs. Wake Forest (1-18-92)
- 7 Shaun Fein vs. Clemson (1-24-01)
- 7 B.J. Elder vs. North Carolina (2-10-04)
- 7 Matt Causey vs. Virginia Tech (1-19-08)
- 7 Lewis Clinch vs. Florida State (3-13-09)

3-Point Field Goal Attempts

- 18 Dennis Scott vs. North Carolina (1-28-89)
- 18 Dennis Scott vs. Florida State (3-13-09)
- 17 Drew Barry vs. North Carolina (2-10-96)
- 16 Lewis Clinch vs. Miami (3-4-09)
- 15 Dennis Scott vs. North Carolina (3-10-89)
- 15 Dennis Scott vs. North Carolina (2-28-90)
- 15 Lewis Clinch vs. North Carolina (2-28-09)
- 14 Dennis Scott vs. North Carolina (3-1-89)
- 14 Dennis Scott vs. Virginia (2-2-90)
- 14 Fred Vinson vs. Maryland (1-4-94)
- 14 Matt Harpring vs. Clemson (1-30-97)
- 14 Tony Akins vs. Florida State (2-21-00)

Assists

- 19 Craig Neal vs. Duke (2-28-88)
- 17 Craig Neal vs. Virginia (2-25-88)
- 17 Kenny Anderson vs. North Carolina (2-1-90)
- 14 Craig Neal vs. Duke (2-3-88)
- 14 Craig Neal vs. Maryland (2-8-88)
- 14 Craig Neal vs. NC State (2-20-88)
- 14 Brian Oliver vs. Clemson (1-25-89)
- 13 Craig Neal vs. Maryland (2-17-88)
- 13 Kenny Anderson vs. North Carolina (1-27-90)
- 13 Jon Barry vs. NC State (2-29-92)
- 13 Drew Barry vs. Virginia (1-22-95)

Steals

- 8 Kenny Anderson vs. Duke (1-30-91)
- 7 Mark Price vs. Clemson (1-26-84)
- 7 Jarrett Jack vs. NC State (3-14-03)
- 7 Javaris Crittenton vs. Clemson (2-3-07)
- 7 Iman Shumpert vs. Virginia Tech (1-25-11)
- 7 Mark Price vs. Clemson (3-7-86)
- 6 Bruce Dalrymple vs. Virginia (3-8-85)
- 6 Matt Harpring vs. Florida State (1-29-95)
- 6 Drew Barry vs. NC State (2-25-95)
- 6 Iman Shumpert vs. Clemson (2-22-09)
- 6 Iman Shumpert vs. Virginia Tech (3-6-10)
- 6 Iman Shumpert vs. Wake Forest (3-3-11)

Blocked Shots

- 8 Alvin Jones vs. Maryland (1-6-01)
- 8 Ben Lammers at Virginia Tech (1-18-17)
- 7 John Salley vs. Wake Forest (2-10-85)
- 7 Matt Geiger vs. Virginia (3-13-92)
- 7 Alvin Jones vs. Virginia (2-9-00)
- 7 Ben Lammers vs. Syracuse (2-19-17)
- 6 Alvin Jones vs. NC State (1-25-98)
- 6 Alvin Jones vs. Maryland (1-21-98)
- 6 Alvin Jones vs. NC State (2-2-99)
- 6 Alvin Jones vs. Virginia (3-9-01)
- 6 Alade Aminu vs. Wake Forest (1-31-09)
- 6 Gani Lawal vs. Boston College (1-20-09)
- 6 Daniel Miller vs. Virginia (2-8-14)
- 6 Daniel Miller vs. Syracuse (3-4-14)

SINGLE-GAME TEAM HIGHS

100-Point Games

135	Loyola Marymount (12-22-90)
121	Georgia State (1-10-89)
120	Texas (11-27-91)
119	USC-Aiken (11-25-85)
116	Cornell (11-13-15)
114	Alcorn State (11-20-87)
113	Arkansas-Pine Bluff (11-23-02)
112	Texas Christian (12-1-65)
112	Georgia, 3 ot (12-19-90)
112	Florida A&M (12-1-92)
112	Florida A&M (11-26-94)
112	Lafayette (12-10-94)
112	Wake Forest, 2 ot (3-8-07)
111	Georgia State (1-12-88)
111	Pittsburgh (11-28-89)
111	Florida State, 2 ot (2-11-99)
111	Clemson (1-24-01)
110	Wyoming (12-22-58)
110	Furman (2-8-66)
109	Coastal Carolina (12-19-89)
108	Tennessee Tech (12-14-78)
108	Augusta (12-12-87)
108	Georgia State (11-24-89)
107	Green Bay (11-19-15)*
106	South Carolina State (1-13-83)
105	Youngstown State (12-29-92)
105	Virginia (2-14-98)
104	North Carolina (2-14-70)
104	Maryland (2-17-88)
103	Charleston Southern (11-16-98)
103	Boston College (3-17-96)
103	Georgia State (11-16-06)
102	Tulane (3-1-71)
102	North Carolina (2-1-90)
102	Georgia State (12-12-92)
102	Wake Forest, ot (1-27-05)
101	Georgia State (2-17-70)
101	Baptist (12-10-88)
101	North Carolina A&T (12-11-89)
101	Wake Forest (1-6-91)
101	Clemson (3-8-92)
100	Western Carolina (2-1-79)
100	Southern Illinois (1-5-70)
100	Augusta (11-24-90)
100	East Carolina (12-3-94)
100	Maryland (2-4-95)
100	North Carolina, 2 ot (2-8-98)
100	Grambling State (11-24-99)
100	Jackson State (11-13-06)
100	Florida A&M (11-14-09)

*Last time Tech scored 100 points

Fewest Points

3	Vanderbilt (2-27-1920)
4	Macon YMCA (2-14-1920)
6	Auburn (2-17-1906)
8	Auburn (2-4-1909)
8	Georgia (2-14-1914)
9	Georgia (1-22-1909)
11	Chattanooga (2-27-1920)
12	Atlanta Athletic Club (1-28-1909)
12	Georgia (2-15-1913)
Since 1949-50	
28	Virginia (1-22-15)
34	NC State (12-30-49)
36	Auburn (2-7-61)
36	Miami (3-8-12)
37	Virginia (12-1-79)
37	Boston College (1-19-80)
37	Clemson (2-21-12)
38	Wake Forest (2-6-82)
38	Georgia (12-6-80)
38	Virginia (1-19-12)
39	North Carolina (3-4-82)
39	Cincinnati (3-2-78)
39	Auburn (2-5-62)
39	Alabama (1-14-50)
39	Kentucky (12-19-98)

Largest Margin of Victory

61	Southern Bell (1-28-27)
59	USC-Aiken (11-25-85)
57	Baptist (12-27-78)
56	Florida A&M (11-26-94)
53	Md.-Eastern Shore (1-3-85)
51	Tennessee State (12-6-03)
51	Winston-Salem State (1-3-07)
50	Marist (12-23-03)
47	Maine (1-4-70)
45	Tennessee Tech (12-14-78)
45	Chattanooga (1-2-50)

45	Centenary (12-22-07)
45	Winston-Salem State (11-14-08)
44	Wofford (11-29-82)
44	Univ. of the South (12-13-82)
44	Wofford (1-31-77)
43	Flagler (12-12-83)
43	Naval Air Station (1-14-44)
43	Wofford (11-17-00)
43	Elon (11-10-06)

Largest Margin of Defeat

69	Georgia (1-22-1909)
60	Macon YMCA (1-17-20)
56	Georgia (1-29-1909)
53	Kentucky (1-7-56)
53	at Duke (1-4-17)
52	Kentucky (1-9-54)
51	Kentucky (2-2-89)
50	Georgia (2-14-14)
47	Furman (2-11-54)
46	Kentucky (2-19-49)
45	North Carolina (2-12-72)

Most Points in a Half

82	Loyola Marymount (12-22-90, 2nd)
67	Georgia State (1-10-89, 2nd)
67	Youngstown State (12-29-92, 2nd)
65	Wofford (11-29-82, 1st)
64	Texas (11-27-91, 2nd)
64	Louisville (12-20-98, 2nd)
64	Tennessee State (11-11-07, 2nd)
63	Pittsburgh (12-28-89, 2nd)
63	Ark.-Pine Bluff (11-23-02, 2nd)
62	USC-Aiken (11-25-85, 1st)
62	Coastal Carolina (12-19-89, 1st)
62	Maryland (2-4-95, 2nd)
62	Tennessee State (12-6-03, 2nd)
62	Memphis (11-21-06, 2nd)
61	Augusta (12-12-87, 1st)
61	Georgia State (1-12-88, 2nd)
61	Lafayette (12-10-94, 1st)
60	Florida A&M (12-1-92, 2nd)
60	Florida A&M (11-26-94, 2nd)

Most Points - 1st Half

65	Wofford (11-29-82)
62	USC-Aiken (11-25-85)
62	Coastal Carolina (12-19-90)
61	Augusta (12-12-87)
61	Lafayette (12-10-94)

Most Points - 2nd Half

82	Loyola Marymount (12-22-90)
67	Georgia State (1-10-89)
67	Youngstown State (12-29-92)
64	Texas (11-27-91)
64	Louisville (12-20-98)
64	Tennessee State (11-11-07)
63	Pittsburgh (12-28-89)
63	Arkansas-Pine Bluff (11-23-02)
62	Maryland (2-4-95)
62	Tennessee State (12-6-03)
62	Memphis (11-21-06)
61	Georgia State (1-12-88)
60	Florida A&M (12-1-92)
60	Florida A&M (11-26-94)
60	Florida A&M (2-5-00)

Most Points - OT Period

18	NC State (2-25-96)
17	Wake Forest (3-8-07, 1st ot)
16	Auburn (2-4-57)
16	NC State (2-29-92)
16	Virginia (1-27-08)
15	Wake Forest (3-1-08)
14	Georgia (1-11-61)
14	Georgia (2-23-63)
14	St. Bonaventure (2-28-74)
14	Notre Dame (2-24-90)
14	Georgia, 3rd ot (12-18-90)
14	Vanderbilt (12-18-93)
14	Virginia (2-25-99)

*Tech scored 19 in exhibition game vs. Marathon Oil (11-17-84)

Rebounds

77	Baylor (12-4-58)
73	South Carolina (12-20-58)
72	Georgetown (12-21-63)
70	Loyola Marymount (12-22-90)
68	Hawaii (1-25-69)
68	Oklahoma City (2-14-59)
67	Georgia (12-11-58)
67	Wyoming (12-22-58)
67	Howard (1-3-57)

67	Georgia State (1-10-89)
66	Furman (1-2-58)
66	Ga. Teachers College (12-1-58)

Field Goals Made

52	USC-Aiken (11-25-85)
52	Furman (2-8-66)
51	Tennessee Tech (12-14-78)
51	Loyola Marymount (12-22-90)
48	Wofford (11-29-82)
48	Baptist (11-27-78)
47	Cornell (11-13-15)
45	Augusta (12-12-87)
44	Georgia State (2-17-70)
44	Florida State (2-25-67)
44	Tulane (2-17-66)
44	Alcorn State (11-20-88)
44	Georgia State (11-24-89)
44	Georgia State (12-12-92)
44	Florida A&M (11-26-94)

Field Goal Attempts

120	Tampa (1-2-53)
104	Mississippi (2-7-53)
104	Furman (1-13-55)
100	South Carolina (2-19-55)
98	Southern Mississippi (1-31-74)
97	South Carolina (12-20-58)
97	Loyola Marymount (12-22-90)
95	South Carolina (12-20-56)
95	William & Mary (12-21-64)
93	Auburn (12-13-73)

Highest Field Goal Pct.

.729	(35-48) Presbyterian (11-30-81)
.720	(36-50) Texas (12-27-85)
.719	(41-57) Monmouth (1-17-85)
.712	(37-52) Kentucky State (1-30-10)
.708	(34-48) Maryland (2-22-86)
.702	(33-47) Duke (2-20-82)
.681	(32-47) East Carolina (2-17-79)
.679	(36-53) NC State (1-27-93)
.667	(52-78) USC-Aiken (11-25-85)
.667	(40-60) Old Dominion (12-17-85)
.661	(37-56) Md.-Eastern Shore (1-3-85)
.660	(31-47) Louisville (2-14-78)
.654	(34-52) West Chester (12-16-81)
.653	(32-49) Alabama (12-21-79)
.652	(45-69) Augusta (12-12-87)
.652	(30-46) Francis Marion (2-10-82)

Lowest Field Goal Pct.

200	(13-65) Arkansas (12-30-61)
220	(18-82) Florida (2-27-56)
237	(14-59) Auburn (2-3-59)
239	(17-71) Auburn (12-7-64)
241	(13-54) Auburn (1-23-62)
242	(15-62) Kentucky (12-19-98)
245*	(12-49) Virginia (1-22-15)
250	(13-52) Auburn (2-7-61)
254	(18-71) Florida State (2-28-01)
260	(19-73) Kentucky (1-28-57)
260	(20-77) Georgia (12-29-60)
263	(20-76) Oklahoma City (2-14-59)
264	(19-72) Duke (11-30-56)
272	(22-81) Ga. Teachers Col. (12-1-58)
274	(20-73) N. Carolina (1-29-00)
292	(14-48) Virginia (1-19-12)
295	(13-44) Miami (1-18-14)

*Last Tech team to shoot under 30 percent

3-Point Field Goals

17	Clemson (1-24-01)
16	North Carolina (2-10-96)
16	Boston College (3-17-96)
15	The Citadel (11-20-98)
15	Virginia (2-23-02)
15	Seton Hall (3-11-98)
15	North Carolina (2-12-94)
14	Last time: Cornell (1-8-03)

3-Point FG Attempts

37	North Carolina (2-10-96)
35	North Carolina, 2 ot (2-8-98)
34	Florida State, 2 ot (2-11-99)
34	The Citadel (11-20-98)
34	Grambling State (11-4-99)
34	Georgia (12-8-99)
34	Morehead State (12-18-99)
34	Kentucky (1-5-00)
33	Maryland (2-19-97)
33	Maryland (1-4-94)
33	North Carolina (3-10-01)

Highest 3-Pt. FG Pct.

Minimum 8 attempts	
.778	(7-9) Texas (11-27-91)
.778	(7-9) Louisville (1-6-88)
.778	(7-9) Maryland (2-17-88)
.750	(9-12) Maryland (2-8-88)
.750	(6-8) Duke (1-10-93)
.727	(8-11) Alcorn State (1-18-89)
.727	(8-11) Duke (2-4-15)
.688	(11-16) Coastal Carolina (12-19-89)
.667	(6-9) Vanderbilt (1-3-06)
.667	(8-12) Maryland (3-12-10)
.636	(7-11) Duke (1-28-90)
.625	(10-16) Louisville (2-10-90)
.625	(10-16) at NC State (1-15-17)
.619	(13-21) UNC Greensboro (12-28-99)
.611	(11-18) Florida State (2-9-06)

Fewest 3-Pt. Field Goals

(made-attempts)	
0-0	Boston College (12-19-86)
0-0	SMU (12-20-86)
0-0	Rutgers (12-27-86)
0-0	Old Dominion (1-12-87)
0-1	North Carolina (1-24-87)
0-1	Maryland (2-1-87)
0-2	Air Force (12-11-04)
0-3	Pennsylvania (12-1-86)
0-3	Duke (1-29-87)
0-3	Virginia (3-6-87)
0-4	North Carolina A&T (1-14-87)
0-5	Duke (2-23-05)
0-12	Virginia (1-22-15)

Free Throws

46	Furman (12-22-71)
40	North Carolina (2-14-70)
40	Canisius (12-31-55)
37	Auburn (12-9-70)
37	Florida State (1-31-66)
37	Notre Dame (2-25-89)
36	Rice (1-2-71)
36	Florida (2-28-55)
36	Iowa State (3-18-88)
35	Alabama (12-30-58)
35	Memphis (11-21-06)

Free Throw Attempts

56	Furman (12-22-71)
53	Charleston Southern (11-16-98)
51	Canisius (12-31-55)
51	Vanderbilt (1-26-53)
50	Georgia (2-2-72)
50	Kentucky (1-5-57)
50	Memphis (11-21-06)
49	Arkansas-Pine Bluff (11-23-02)
48	Florida (12-29-52)
47	Auburn (12-9-70)
47	North Carolina (2-14-70)
47	Wyoming (12-22-58)
47	Furman (1-13-55)
46	Florida State (1-31-66)
46	Alabama (12-30-58)
46	Louisiana State (2-13-56)
46	Georgia, 3 ot (12-19-90)

Highest Free Throw Pct.

Minimum 15 attempts	
1.000	(18-18) Maryland (2-2-85)
1.000	(15-15) Baptist (11-27-78)
.964	(27-28) Maryland (1-3-96)
.960	(24-25) Oklahoma State (3-19-10)
.958	(23-24) Florida State (2-15-65)
.957	(22-23) Duke (2-26-83)
.957	(22-23) Maryland (2-4-89)
.955	(21-22) Florida State (2-24-68)
.944	(17-18) Connecticut (2-11-07)
.941	(16-17) Richmond (12-22-88)
.941	(16-17) Wake Forest (3-2-05)
.933	(14-15) NC State (12-19-62)
.933	(14-15) Duke (1-30-84)
.933	(14-15) Clemson (2-23-16)
.931	(27-29) Auburn (2-15-72)
.923	(24-26) VCU (12-15-15)
.920	(23-25) Rice (12-5-64)
.920	(23-25) Georgia (1-11-61)

Lowest Free Throw Pct.

Minimum 15 attempts	
.333	(6-18) Florida State (3-9-00)
.368	(7-19) Duke (1-14-09)
.375	(9-24) Col. of Charleston (1-16-93)
.400	(8-20) Alabama (2-3-62)
.400	(8-20) NC State (2-11-72)
.400	(6-15) N. Carolina A&T (12-11-89)
.412	(7-17) Iowa (1-4-83)
.421	(8-19) Duke (2-3-88)
.429	(9-21) Virginia (3-9-01)
.438	(7-16) Alabama (12-11-72)
.438	(7-16) Louisville (1-11-97)
.438	(7-16) Kentucky (12-19-98)
.445	(11-25) IPFW (11-21-14)
.450	(9-20) Air Force (2-5-72)
.462	(6-13) Virginia (2-23-11)
.467	(7-15) SMU (12-3-68)
.467	(7-15) Santa Clara (12-30-95)
.467	(7-15) Alabama (11-27-97)
.471	(8-17) Alabama (12-17-62)
.472	(25-53) Charleston So. (11-16-98)



ACC GAME TEAM HIGHS

Most Points Scored

- 112 Wake Forest (3-8-07)
- 111 Clemson (1-24-01)
- 111 Florida State, 2 ot (2-11-99)
- 105 Virginia (2-14-98)
- 104 Maryland (2-17-90)
- 102 North Carolina (2-1-90)
- 102 Wake Forest (1-27-05)
- 101 Clemson (3-8-92)
- 101 Wake Forest (1-6-91)
- 100 Maryland (2-4-95)
- 100 North Carolina, 2 ot (2-8-98)

Most Points Allowed

- 114 Wake Forest, 2 ot (3-8-07)
- 110 at Duke (1-4-17)
- 108 Clemson (1-24-01)
- 108 Florida State, 2 ot (2-11-99)
- 107 North Carolina, 2 ot (2-8-98)
- 106 Duke (2-26-83)
- 104 Duke (1-10-02)
- 104 North Carolina (2-28-09)
- 103 North Carolina (1-11-04)
- 101 Wake Forest, ot (1-27-05)
- 100 North Carolina (1-24-81)

Fewest Points Scored

- 28 Virginia (1-22-15)
- 36 Miami (3-8-12)
- 37 Virginia (12-1-79)
- 37 Clemson (2-21-12)
- 38 Wake Forest (2-6-82)
- 38 Virginia (1-19-12)
- 39 North Carolina (3-4-82)
- 40 NC State (1-26-82)
- 41 Clemson (2-4-14)
- 42 Duke (1-7-80)
- 42 Virginia (2-16-81)
- 42 Miami (1-18-14)
- 43 Virginia Tech (3-10-11)
- 45 Maryland (12-23-81)
- 45 Virginia (2-8-14)
- 45 Syracuse (1-7-15)
- 46 NC State (3-6-97)
- 46 Duke (2-3-82)
- 46 Wake Forest (1-27-00)
- 47 Virginia (3-5-81)
- 49 at Virginia (1-21-17)

Fewest Points Allowed

- 43 Maryland (12-23-81)
- 43 Maryland (2-19-85)
- 45 Clemson (2-4-14)
- 46 Virginia (1-21-85)
- 46 Florida State (1-30-02)
- 46 Syracuse (1-7-15)
- 47 Duke (2-3-82)
- 47 NC State (1-15-84)
- 47 Virginia (2-9-00)
- 47 Boston College (2-4-12)
- 49 Wake Forest (2-16-80)
- 49 NC State (1-26-82)
- 49 Wake Forest (2-19-86)
- 49 Virginia (2-22-92)

Largest Margin of Victory

- 35 Wake Forest (1-19-11)
- 31 Florida State (1-30-02)
- 30 Clemson (2-1-95)
- 27 North Carolina (2-1-90)
- 27 Virginia (1-19-91)
- 26 Wake Forest (3-3-11)
- 24 Clemson (2-6-02)
- 24 NC State (1-11-03)
- 23 Virginia (1-8-05)
- 22 Maryland (2-17-88)
- 22 Florida State (1-25-17)
- 21 Florida State (1-27-96)
- 21 Clemson (1-24-91)
- 21 Virginia (2-9-00)
- 21 Clemson (2-25-01)

Largest Margin of Defeat

- 53 at Duke (1-4-17)
- 44 Duke (1-21-01)
- 41 Duke (1-9-91)
- 41 Virginia (2-16-81)
- 40 Duke (1-6-99)
- 40 North Carolina (1-24-81)
- 37 Virginia (1-17-81)
- 37 North Carolina (1-24-87)
- 32 Virginia (2-7-84)
- 32 Duke (2-9-02)
- 32 Virginia (1-19-12)
- 31 Maryland (2-21-99)

Fewest Points - Both Teams

- 85 Virginia (1-22-15)
- 86 Clemson (2-4-14)
- 88 Maryland (12-23-81)
- 89 NC State (1-26-82)
- 90 Miami (3-8-12)
- 91 Wake Forest (2-6-82)
- 91 Maryland (2-19-85)
- 91 Syracuse (1-7-15)
- 92 Virginia (12-1-79)
- 93 Duke (2-3-82)
- 93 Clemson (2-21-12)
- 94 North Carolina (3-4-82)
- 95 Virginia (1-21-85)
- 97 Wake Forest (2-16-80)
- 97 Duke (1-7-80)

Field Goals

- 40 North Carolina, 2 ot (2-8-98)
- 40 NC State (2-29-92)
- 38 North Carolina (1-27-91)
- 38 Duke (2-28-88)
- 37 North Carolina (2-1-90)
- 37 Virginia (2-14-98)
- 36 Last time: Florida State (2-11-99)

Field Goal Attempts

- 89 North Carolina, 2 ot (2-8-98)
- 83 North Carolina (1-27-91)
- 82 North Carolina (1-8-98)
- 81 Maryland (1-4-91)
- 78 Duke (1-11-90)
- 77 Florida State, 2 ot (2-11-99)
- 77 North Carolina (2-3-01)
- 76 North Carolina (1-11-95)

3-Point Field Goals

- 17 Clemson (1-24-01)
- 16 North Carolina (2-10-96)
- 15 North Carolina (2-12-94)
- 15 Virginia (2-23-02)
- 14 Virginia (2-14-98)
- 14 Florida State, 2 ot (2-11-99)
- 14 Clemson (3-4-00)
- 14 Boston College (3-14-13)
- 13 North Carolina (2-10-04)
- 13 Virginia (3-13-08)

3-Point FG Attempts

- 37 North Carolina (2-10-96)
- 35 North Carolina, 2 ot (2-8-98)
- 34 Florida State, 2 ot (2-11-99)
- 33 Maryland (1-4-94)
- 33 Maryland (2-19-97)
- 33 North Carolina (3-10-01)
- 32 North Carolina (2-28-90)
- 32 North Carolina (1-10-96)

Free Throws

- 33 NC State (2-17-90)
- 32 Maryland (2-4-95)
- 31 Wake Forest (1-27-05)
- 30 Virginia, ot (2-25-99)
- 30 Wake Forest (3-1-08)

Free Throw Attempts

- 44 Wake Forest (3-1-08)
- 41 Virginia, ot (2-25-99)
- 40 Maryland (1-13-02)
- 40 NC State (2-17-90)
- 39 Clemson (1-24-01)
- 38 NC State (12-12-79)
- 38 Wake Forest (1-27-05)

Rebounds

- 56 Florida State (1-27-96)
- 54 Maryland (2-1-91)
- 54 Virginia (1-8-05)
- 53 Clemson (1-24-91)
- 53 Florida State (1-25-17)
- 52 North Carolina (2-1-90)
- 52 Clemson (3-7-93)
- 52 Clemson (1-19-10)
- 51 Clemson (2-5-92)
- 51 Maryland (1-5-93)
- 50 Duke (1-11-90)
- 50 Virginia (1-19-91)
- 50 Maryland (1-21-98)
- 50 Virginia (2-28-08)
- 50 Wake Forest (1-19-11)

Assists

- 31 NC State (1-27-93)
- 29 Duke (2-28-88)
- 29 Maryland (2-17-88)
- 29 Wake Forest (2-10-85)
- 26 Maryland (1-4-94)

Steals

- 19 Wake Forest (3-3-11)
- 17 Clemson (2-3-07)
- 17 Miami (2-3-11)
- 16 NC State (2-14-09)
- 15 Maryland (1-25-06)
- 15 Miami (3-6-11)
- 15 North Carolina (12-31-16)
- 14 North Carolina (2-27-85)
- 14 North Carolina (1-12-94)
- 14 Florida State (1-27-96)
- 14 Wake Forest (2-22-04)
- 14 North Carolina (1-12-05)
- 14 Clemson (2-8-05)
- 14 North Carolina (2-19-13)

Blocked Shots

- 15 Clemson (3-6-08)
- 14 Virginia (1-8-05)
- 13 Virginia (3-13-92)
- 11 North Carolina (2-10-04)
- 11 Maryland (2-19-04)
- 11 Duke (3-3-04)
- 11 Florida State (12-20-09)
- 10 Maryland (2-9-92)
- 10 Clemson (1-24-91)
- 10 Virginia (1-15-98)
- 10 Maryland (1-6-01)
- 10 Boston College (1-20-09)
- 10 Wake Forest (1-31-09)
- 10 Boston College (2-27-10)
- 10 North Carolina (2-19-13)
- 10 at NC State (1-15-17)
- 10 at Virginia Tech (1-18-17)

Fewest Turnovers

- 4 Wake Forest (2-13-88)
- 5 Virginia (2-24-13)
- 5 Notre Dame (1-13-16)
- 6 Virginia (1-19-91)
- 6 Wake Forest (2-17-96)
- 6 Wake Forest (3-10-96)
- 6 Virginia (2-14-98)
- 6 Wake Forest (3-3-12)
- 6 Notre Dame (2-26-14)
- 6 Duke (2-2-16)

Most Points - Half

- 62 Maryland (2-4-95, 2nd)
- 59 Clemson (1-24-01, 1st)
- 58 Virginia (2-15-98, 1st)
- 58 Clemson (3-8-92, 2nd)
- 57 North Carolina (2-1-90, 2nd)
- 57 Maryland (2-17-88, 2nd)
- 56 Maryland (1-3-96, 2nd)

Most Points Allowed - Half

- 61 Wake Forest (3-2-05, 2nd)
- 61 Clemson (3-4-06, 2nd)
- 61 at Duke (1-4-17, 1st)
- 58 Duke (1-10-02, 1st)
- 58 Duke (1-9-91, 2nd)
- 57 Duke (1982-83, 2nd)
- 56 North Carolina (3-2-88, 2nd)
- 56 NC State (2-20-88, 2nd)
- 55 Clemson (1-24-01, 2nd)

Fewest Points - Half

- 12 Virginia (1-22-15, 2nd)
- 14 Virginia (3-5-81, 1st)
- 15 Clemson (2-14-13, 1st)
- 15 North Carolina, 2-11-80, 1st)
- 15 Virginia (2-8-14, 2nd)
- 15 Boston College (2-11-17, 1st)
- 16 Virginia (1-22-15, 1st)
- 16 Clemson (2-28-15, 1st)
- 17 Virginia (12-1-79, 1st)
- 17 Virginia (2-16-81, 1st)
- 17 Maryland (2-19-85, 1st)
- 17 Virginia (1-19-12, 1st)
- 17 Wake Forest (2-15-12, 1st)
- 17 Miami (1-18-14, 1st)
- 18 Maryland (2-28-80, 2nd)
- 18 NC State (2-2-99, 1st)
- 18 Wake Forest (2-16-99, 1st)
- 18 Clemson (2-2-00, 1st)
- 18 Clemson (2-21-12, 1st)
- 18 Syracuse (1-7-15, 2nd)
- 18 Louisville (1-7-17, 1st)

Fewest Points Allowed - Half

- 15 Florida State (1-25-17, 1st)
- 16 North Carolina (1-14-80, 2nd)
- 17 Maryland (2-28-80, 2nd)
- 17 Virginia (1-19-91, 1st)
- 17 Virginia (12-7-05, 1st)
- 17 Louisville (2-23-15, 1st)
- 18 Maryland (2-1-91, 1st)
- 18 Virginia Tech (2-9-13, 1st)
- 18 Rhode Island (1-30-14, 1st)
- 18 Northwestern (12-3-15, 1st)
- 18 Syracuse (1-7-15, 2nd)
- 19 Maryland (3-11-83, 1st)
- 19 Virginia (1-21-85, 2nd)
- 19 Maryland (2-19-85, 1st)
- 19 Virginia (3-8-85, 1st)
- 19 NC State (3-6-97, 1st)
- 19 Florida State (1-30-02, 2nd)
- 19 Clemson (2-28-04, 1st)
- 19 NC State (3-13-10, 1st)
- 19 Boston College (2-4-12, 1st)
- 19 Miami (3-8-12, 1st)

Most Points in a Game - Both Teams

Pts.	Opponent	Date	W/L	Score
229	Loyola Marymount	12-22-90	W	135-94
227	Texas	11-27-91	W	120-107
226	Wake Forest (2 ot)	3-8-07	L	112-114
219	Florida State (2 ot)	2-11-99	W	111-108
219	Clemson	1-24-01	W	111-108
217	Georgia (3 ot)	12-19-90	W	112-105
212	NC State	2-10-73	L	94-118
211	UCLA	12-27-70	L	90-121
207	North Carolina (2 ot)	2-8-98	W	107-100
207	Georgia State	1-10-89	W	121-86
206	Furman	1-13-55	L	95-111
204	Furman	1-31-53	L	93-111
203	Pittsburgh	12-28-89	W	111-92
203	Wake Forest (ot)	1-27-05	W	102-101
199	Furman	12-22-71	W	108-91
199	North Carolina	2-14-70	W	104-95
199	Texas Christian	12-1-65	W	112-87
197	Cornell	11-13-15	W	116-81
196	Yale	12-28-73	L	95-101
196	Clemson	2-22-66	L	90-106
196	Lafayette	12-10-94	W	112-84
195	NC State	2-12-66	L	93-102
195	Florida A&M	12-1-92	W	112-83

Most 30-Point Games

Rich Yunkus (high game: 47)	25
Dennis Scott (high game: 42)	20
Kenny Anderson (high game: 50)	15
Tom Hammonds (high game: 40)	6
Sammy Drummer (high game: 37)	6
Roger Kaiser (high game: 38)	5

Triple-Doubles

Bruce Dalrymple
vs. UNC Charlotte (2-6-86)
14 points, 10 rebounds, 10 assists

Dennis Scott
vs. Alcorn State (11-20-87)
17 points, 10 rebounds, 10 assists

Kenny Anderson
vs. Pittsburgh (12-28-89)
32 points, 12 rebounds, 18 assists

Iman Shumpert
vs. Virginia Tech (1-25-11)
22 points, 12 rebounds, 11 assists

Perfect Games at the Free Throw Line

(minimum 10 attempts)

15-15	Roger Kaiser vs. Oklahoma City (2-14-59)
14-14	Mark Price vs. Duke (3-9-85)
13-13	Rich Yunkus vs. Furman (1-15-70)
12-12	Bobby Kimmel vs. Vanderbilt (1-22-55)
12-12	Terry Randall vs. Howard (1-3-57)
12-12	Bob Seemer vs. Florida State (1-24-70)
12-12	Rich Yunkus vs. Tulane (2-23-70)
12-12	Brian Oliver vs. Wake Forest (1-7-89)
12-12	Matt Harpring vs. Maryland (2-21-98)
12-12	Daniel Miller vs. Maryland (2-27-13)
12-12	Marcus Georges-Hunt vs. Louisville (1-23-16)
11-11	Roger Kaiser vs. Ohio (3-11-60)
11-11	Phil Wagner vs. Georgia (1-21-67)
11-11	Robert Carter, Jr. at Florida State (3-2-14)
10-10	Bud Blemker vs. Alabama (12-5-57)
10-10	Bud Blemker vs. Vanderbilt (2-28-59)
10-10	Phil Wagner vs. Tulane (1-6-68)
10-10	Bruce Dalrymple vs. Virginia (1-21-84)
10-10	Matt Harpring vs. Maryland (3-9-96)
10-10	Tony Akins vs. North Carolina (2-2-02)
10-10	Jarrett Jack vs. North Carolina (1-12-05)
10-10	Jeremis Smith vs. Tenn. St. (12-10-05)

Perfect from Three

(minimum 5 attempts)
5-5 Tony Akins vs. Davidson (12-19-01)
has happened only once

RECORDS

40-MINUTE MEN

Following is a reverse chronological list of Georgia Tech players since the 1985-86 season who have played every minute of a game (40 minutes of regulation, plus every minute of overtime where applicable). Marcus Georges-Hunt, on Feb. 20, 2016 vs. Notre Dame, became the first Tech player to play all 40 minutes since Jason Floyd in 1999.

45 = OT; 50 = 2OT; 55 = 3 OT

**last time two players played every minute;

***last time three players played every minute

#only time a player has played every minute of a triple-overtime game

Date	Player	Opponent/Site
3/21/17	Ben Lammers	at Mississippi
3/7/17**	Josh Heath	Pittsburgh
3/7/17**	Ben Lammers	Pittsburgh
2/21/17	Quinton Stephens	NC State
2/19/17	Quinton Stephens	Syracuse
2/19/17	Ben Lammers	Syracuse
2/15/17	Ben Lammers	at Miami
1/28/17	Ben Lammers	Notre Dame
1/18/17	Quinton Stephens	at Virginia Tech
1/15/17	Quinton Stephens	at NC State
2/20/16	Marcus Georges-Hunt	Notre Dame
1/2/99	Jason Floyd	at NC State
12/5/98	Ashley Kelly (45)	Appalachian State
11/28/98	Jon Babul	West Virginia (Hilo, Hawai'i)
11/27/98	Alvin Jones (45)	New Orleans (Hilo, Hawai'i)
1/25/98	Matt Harpring	at NC State
2/9/97	Gary Saunders	at Florida State
1/25/97	Matt Harpring	NC State
1/22/97	Matt Harpring	at Virginia
1/5/97	Matt Harpring	Duke
12/26/96	Eddie Elisma	Hofstra (New York, N.Y.)
12/26/96	Gary Saunders	Hofstra (New York, N.Y.)
12/12/96	Matt Harpring	at Maryland
12/3/96	Matt Harpring	Georgia
3/10/96	Stephon Marbury	Wake Forest (Greensboro, N.C.)
3/9/96	Drew Barry	Maryland (Greensboro, N.C.)
2/21/96	Matt Harpring	at Virginia
2/21/96	Stephon Marbury	at Virginia
2/17/96	Drew Barry	Wake Forest
2/3/96	Stephon Marbury	at Maryland
11/27/95	Matt Harpring	Campbell (The Omni)
3/10/95	Travis Best	Virginia (Greensboro, N.C.)
3/4/95	Travis Best	at Clemson
3/2/95	Travis Best	Florida State
2/25/95	Travis Best	at NC State
2/25/95	Matt Harpring	at NC State
2/15/95	Travis Best	North Carolina A&T
2/12/95	Matt Harpring	North Carolina
2/4/95	Matt Harpring	Maryland
1/11/95	Travis Best	at North Carolina
1/7/95	Travis Best	Duke
12/7/94	James Forrest	Louisville (Georgia Dome)
3/5/94	Travis Best	Clemson
3/2/94	Travis Best	Florida State
3/2/94	Fred Vinson	Florida State
2/12/94	Travis Best	at North Carolina
1/29/94	Travis Best	Florida State
1/19/94	Travis Best	at Wake Forest
1/4/94	James Forrest	Maryland
12/29/93	Travis Best	St. John's (Madison Square Garden)
12/15/93	Travis Best	Georgia (The Omni)
3/4/93	Travis Best	Florida State
2/28/93	Travis Best	at NC State
2/23/93	Travis Best	Virginia
2/20/93	James Forrest	at Wake Forest
2/20/93	Travis Best	at Wake Forest
2/17/93	Travis Best	at Richmond
2/10/93	Travis Best	at Duke
2/4/93	Travis Best	Clemson
1/23/93	Travis Best	at Virginia
1/21/93	James Forrest	Wake Forest
1/21/93	Travis Best	Wake Forest
1/16/93	James Forrest	College of Charleston
1/16/93	Travis Best	College of Charleston
1/9/93	James Forrest	Duke
12/19/92	Malcolm Mackey	Louisville (Georgia Dome)
12/19/92	James Forrest	Louisville (Georgia Dome)
3/27/92	Malcolm Mackey (45)	Memphis State (Kansas City, Mo.)
3/21/92	Malcolm Mackey	Southern California (Milwaukee, Wisc.)
3/14/92	Malcolm Mackey	Duke (Charlotte, N.C.)
2/2/92	Jon Barry	North Carolina

1/28/92	Jon Barry	College Of Charleston
3/17/91	Malcolm Mackey	Ohio State (Dayton, Ohio)
3/8/91	Jon Barry	NC State (Charlotte, N.C.)
3/8/91	Kenny Anderson	NC State (Charlotte, N.C.)
3/2/91	Kenny Anderson	at Clemson
2/28/91	Kenny Anderson	North Carolina
2/19/91	Bryan Hill	at Virginia
2/19/91	Kenny Anderson	at Virginia
2/17/91	Kenny Anderson	at Arizona
2/13/91	Malcolm Mackey	at Maryland
2/13/91	Kenny Anderson	at Maryland
2/9/91	Jon Barry	at Wake Forest
2/9/91	Kenny Anderson	at Wake Forest
2/3/91	Kenny Anderson	NC State
1/30/91***	Malcolm Mackey	Duke
1/30/91***	Kenny Anderson	Duke
1/30/91***	Jon Barry	Duke
1/27/91	Jon Barry	at North Carolina
1/27/91	Kenny Anderson	at North Carolina
1/13/91	Malcolm Mackey	at NC State
1/13/91	Kenny Anderson	at NC State
12/19/90#	Kenny Anderson (55)	Georgia (The Omni)
12/15/90	Kenny Anderson	at Temple
12/5/90	Jon Barry (45)	St. John's (Landover, Md.)
12/5/90	Kenny Anderson (45)	St. John's (Landover, Md.)
12/1/90	Kenny Anderson	at Richmond
12/1/90	Jon Barry	at Richmond
12/1/90	Malcolm Mackey	at Richmond
3/25/90	Dennis Scott	Minnesota (New Orleans, La.)
3/23/90	Dennis Scott (45)	Michigan State (New Orleans, La.)
3/23/90	Kenny Anderson (45)	Michigan State (New Orleans, La.)
3/17/90	Dennis Scott	LSU (Knoxville, Tenn.)
3/17/90	Kenny Anderson	LSU (Knoxville, Tenn.)
3/11/90	Dennis Scott	Virginia (Charlotte, N.C.)
3/11/90	Kenny Anderson	Virginia (Charlotte, N.C.)
3/10/90	Kenny Anderson	Duke (Charlotte, N.C.)
3/10/90	Brian Oliver	Duke (Charlotte, N.C.)
3/9/90	Dennis Scott	NC State (Charlotte, N.C.)
3/9/90	Brian Oliver	NC State (Charlotte, N.C.)
3/3/90	Dennis Scott	Clemson
2/28/90	Dennis Scott	at North Carolina
2/28/90	Kenny Anderson	at North Carolina
2/24/90	Dennis Scott (45)	at Notre Dame
2/24/90	Kenny Anderson (45)	at Notre Dame
2/24/90	Brian Oliver (45)	at Notre Dame
2/22/90	Dennis Scott	Virginia
2/17/90	Dennis Scott (50)	at NC State
2/17/90	Kenny Anderson (50)	at NC State
2/15/90	Dennis Scott	Fordham (Madison Square Garden)
2/10/90	Brian Oliver	at Louisville
2/7/90	Kenny Anderson	Wake Forest
1/28/90	Kenny Anderson	at Duke
1/28/90	Brian Oliver	at Duke
1/25/90	Dennis Scott	at Clemson
1/25/90	Kenny Anderson	at Clemson
1/21/90	Dennis Scott (45)	at Virginia
1/16/90	Dennis Scott	Temple
1/11/90	Dennis Scott	Duke
1/11/90	Kenny Anderson	Duke
12/16/89	Dennis Scott	Georgia (The Omni)
12/16/89	Kenny Anderson	Georgia (The Omni)
12/4/89	Dennis Scott	Pittsburgh (Hartford, Conn.)
11/28/89	Dennis Scott	Richmond
3/17/89	Tom Hammonds	Texas (Dallas, Texas)
3/10/89	Tom Hammonds	North Carolina (The Omni)
3/4/89	Tom Hammonds (45)	at Clemson
3/1/89	Tom Hammonds	North Carolina
2/25/89	Tom Hammonds	Notre Dame
2/22/89	Dennis Scott	Virginia
2/18/89	Brian Oliver	NC State
2/14/89	Tom Hammonds	at Maryland
2/14/89	Dennis Scott	at Maryland
2/14/89	Brian Oliver	at Maryland
2/11/89	Tom Hammonds	Wake Forest
2/11/89	Dennis Scott	Wake Forest
2/8/89	Tom Hammonds	Iona (Madison Square Garden)
2/8/89	Dennis Scott	Iona (Madison Square Garden)
2/6/89	Tom Hammonds	at Virginia
2/6/89	Dennis Scott	at Virginia
2/2/89	Brian Oliver	Duke
1/28/89	Dennis Scott	at North Carolina
1/22/89	Dennis Scott (50)	at Illinois
1/15/89	Tom Hammonds	Louisville
1/15/89	Dennis Scott	Louisville
1/15/89	Brian Oliver	Louisville
1/7/89	Dennis Scott	Wake Forest (Greensboro, N.C.)

Top-Bench Scorers Since 2000

Date	Player (pts)	Opponent/Site
2/20/17	Tadic Jackson (20)	at Notre Dame
2/19/17	Tadic Jackson (20)	Syracuse
2/11/17	Tadic Jackson (29)	Boston College
1/28/17	Tadic Jackson (25)	Notre Dame
12/7/16	Tadic Jackson (24)	at VCU
11/14/16	Tadic Jackson (20)	Southern
11/29/13	Solomon Poole (24)	Mississippi (Barclays Center)
3/3/12	Jason Morris (22)	Wake Forest (Philips Arena)
1/11/12	Glen Rice, Jr. (22)	at NC State
1/7/12	Glen Rice, Jr. (28)	Duke (Philips Arena)
11/29/11	Jason Morris (21)	Northwestern (Philips Arena)
11/23/11	Glen Rice, Jr. (23)	Siena (Arena at Gwinnett)
1/25/11	Brian Oliver (28)	Virginia Tech
2/6/10	Zachery Peacock (22)	NC State
1/24/10	Brian Oliver (20)	at Florida State
11/22/09	Zachery Peacock (22)	Boston U. (Puerto Rico)
3/3/08	Zachery Peacock (23)	Virginia
2/17/08	Matt Causey (20)	Miami
1/19/08	Matt Causey (30)	Virginia Tech
1/3/07	Anthony Morrow (21)	Winston-Salem State
2/12/06	Zam Fredrick (22)	NC State
12/28/04	Anthony Morrow (20)	Lafayette
12/18/04	Will Bynum (28)	Gonzaga (Las Vegas, Nev.)
1/20/04	Will Bynum (25)	at Wake Forest
11/26/03	Ismail Muhammad (22)	Connecticut (New York, N.Y.)
3/27/02	B.J. Elder (25)	Wake Forest
11/27/02	B.J. Elder (24)	Georgia
1/13/01	Halston Lane (21)	Wake Forest
12/9/2000	Halston Lane (23)	Kentucky (Philips Arena)

(Games of 20-plus points)

12/30/88	Tom Hammonds	Purdue (Honolulu, Hawaii)
12/30/88	Dennis Scott	Purdue (Honolulu, Hawaii)
12/30/88	Brian Oliver	Purdue (Honolulu, Hawaii)
12/29/88	Tom Hammonds	Illinois (Honolulu, Hawaii)
12/29/88	Brian Oliver	Illinois (Honolulu, Hawaii)
12/20/88	Tom Hammonds	at Richmond
12/20/88	Dennis Scott	at Richmond
12/20/88	Brian Oliver	at Richmond
12/17/88	Tom Hammonds	Georgia (The Omni)
12/17/88	Dennis Scott	Georgia (The Omni)
2/28/88	Tom Hammonds	Duke
2/25/88	Tom Hammonds	Virginia
2/13/88	Tom Hammonds	Wake Forest (Greensboro, N.C.)
2/8/88	Tom Hammonds	at Maryland
2/6/88	Tom Hammonds	DePaul
2/3/88	Duane Ferrell	at Duke
2/3/88	Tom Hammonds	at Duke
1/30/88	Tom Hammonds	at North Carolina
1/23/88	Duane Ferrell	at Virginia
12/5/87	Tom Hammonds	Georgia (The Omni)
11/23/87	Dennis Scott	at Florida
3/13/87	Tom Hammonds	LSU (Rosemont, Ill.)
3/1/87	Duane Ferrell	North Carolina (The Omni)
3/1/87	Bruce Dalrymple	North Carolina (The Omni)
3/1/87	Tom Hammonds	North Carolina (The Omni)
2/25/87	Bruce Dalrymple	at Clemson
2/21/87	Tom Hammonds	at Duke
2/21/87	Brian Oliver	at Duke
1/29/87	Tom Hammonds	Duke
1/22/87	Tom Hammonds	Virginia (The Omni)
1/22/87	Duane Ferrell	Virginia (The Omni)
1/22/87	Bruce Dalrymple	Virginia (The Omni)
1/20/87	Tom Hammonds	at Georgia Tech
1/10/87	Tom Hammonds	at NC State
1/3/87	Tom Hammonds (45)	at Wake Forest
1/3/87	Craig Neal (45)	at Wake Forest
12/29/86	Duane Ferrell	St. John's (Madison Square Garden)
12/29/86	Tom Hammonds	St. John's (Madison Square Garden)
12/20/86	Tom Hammonds	SMU (Tokyo, Japan)
12/19/86	Duane Ferrell (45)	Boston College (Tokyo, Japan)
12/19/86	Tom Hammonds (45)	Boston College (Tokyo, Japan)
12/14/86	Tom Hammonds	at LSU
12/3/86	Tom Hammonds	Georgia (The Omni)
2/9/86	John Salley	at Duke
2/6/86	Tom Hammonds	UNC Charlotte
2/6/86	Mark Price	UNC Charlotte
1/11/86	Bruce Dalrymple	Maryland
1/4/86	Mark Price	at Virginia
12/2/85	Bruce Dalrymple	at St. Louis
12/2/85	Mark Price	at St. Louis



SINGLE-GAME OPPONENT HIGHS

100-Point Games

121	UCLA (12-27-69)
118	North Carolina (2-12-72)
118	NC State (2-10-73)
114	Furman (2-11-54)
114	Wake Forest (3-8-07)
111	Furman (1-31-53)
111	Furman (1-13-55)
111	North Carolina (2-9-75)
110	Duke (1-4-17)*
108	Florida State, 2 of (2-11-99)
108	Florida State (2-19-72)
108	Baylor (12-27-73)
108	North Carolina (2-9-74)
108	Clemson (1-24-01)
107	North Carolina (2-9-73)
107	Duke (2-22-75)
107	Texas (11-27-91)
107	North Carolina, 2 of (2-8-98)
106	Clemson (2-22-66)
106	Duke (2-26-83)
105	Kentucky (1-9-54)
105	Georgia, 3 of (12-19-90)
105	Illinois (11-23-01)
104	Kentucky (1-7-56)
104	Wisconsin (12-28-63)
104	Duke (1-10-02)
104	North Carolina (2-28-09)
103	Vanderbilt (2-29-64)
103	North Carolina (1-11-04)
102	Marquette (12-27-66)
102	NC State (2-12-66)
102	Bowling Green (12-30-72)
102	Oklahoma City (2-26-73)
102	Mercer (1-28-74)
102	Illinois (1-22-89)
102	Virginia Tech (2-13-11)
101	Wake Forest (1-27-05)

*Last opponent to score 100 points

Fewest Points

6	Auburn (2-27-14)
7	Mercer (1-8-1909)
9	Savannah Athletic Club (12-30-23)
11	Georgia, ot (3-17-1906)
11	Clemson (2-8-13)
11	Birmingham Southern (2-25-21)
12	Auburn (2-20-14)
12	Auburn (1-28-22)
13	Clemson (1-5-24)
13	Auburn (2-19-26)
13	Clemson (1-20-37)
14	Newberry (3-5-20)
14	Sewanee (1-27-25)
14	Southern Bell (12-28-27)

Since 1949-50

36	Rice (11-22-12)
37	Wofford (1-31-77)
37	Alabama State (11-19-04)
38	Auburn (2-10-30)
38	Auburn (2-7-61)
38	Cincinnati (2-7-78)
38	Georgia (2-18-80)
38	Presbyterian (11-14-12)
39	Chattanooga (12-3-49)
39	Charleston Southern (11-12-10)
39	Wake Forest (1-19-11)
40	Boston University (12-28-65)
40	Boston College (1-19-80)
40	Georgia Southern (2-13-82)
40	Maryland-Eastern Shore (1-3-85)
40	UNC Greensboro (12-31-96)
40	St. Louis (2-16-02)
40	Marist (12-23-03)

Most Points - Half

67	Illinois (11-23-01, 1st)
64	North Carolina (2-9-73, 2nd)
62	NC State (2-10-73, 1st)
62	UCLA (12-27-69, 1st)
61	North Carolina (2-9-74, 2nd)
61	Baylor (12-27-73, 2nd)
61	North Carolina (2-12-72, 1st)
61	Wake Forest (3-2-05, 2nd)
61	Clemson (3-4-06, 2nd)
61	Duke (1-4-17)
60	Bowling Green (12-30-72, 2nd)
60	Texas (11-27-91, 2nd)

Most Points - OT Period

24	Clemson (2-5-92)
21	Illinois (1-22-89)
17	North Carolina (2-8-98, 2nd)
17	Wake Forest (3-8-07, 1st)
16	Wake Forest (2-2-84)
15	Georgia (1-26-49)
15	Florida (2-22-60)
15	Rice (12-16-63)
15	Wake Forest (3-8-07, 2nd)
15	Virginia Tech (1-12-13)

Fewest Points - Half

8	Univ. of the South (12-2-80, 2nd)
12	UNC Greensboro (12-31-96, 1st)
12	Air Force (12-11-04, 1st)
13	Virginia (12-1-69, 1st)
13	St. Louis (2-16-02, 1st)
13	Charleston Southern (11-12-10, 1st)
13	Wake Forest (1-19-11, 2nd)
13	Presbyterian (11-14-12, 2nd)
14	Wofford (1-19-84, 1st)
14	Marist (12-23-03, 1st)
14	James Madison (12-15-04, 1st)
14	Miss. Valley St. (11-26-13, 1st)
15	Wofford (1-31-77, 1st)
15	Georgia (11-26-76, 2nd)
15	Tennessee (2-17-59, 2nd)

15	Tennessee State (12-6-03, 1st)
15	Alabama A&M (12-17-03, 1st)
15	Florida State (1-25-17, 1st)

Field Goals

49	UCLA (12-27-69)
49	NC State (2-10-73)
46	North Carolina (2-8-75)
46	North Carolina (2-9-73)
46	Duke (2-22-75)
45	NC State (2-7-75)

Field Goal Attempts

103	Loyola Marymount (12-22-90)
94	North Carolina (2-9-73)
94	Georgia (12-19-90)
93	NC State (2-7-75)
93	Texas (11-27-91)
90	NC State (2-10-73)
90	NC State (2-8-74)

Highest Field Goal Pct.

700	(28-40)	North Carolina (1-23-82)
692	(27-39)	Clemson (1-12-11)
667	(22-33)	Virginia (3-7-82)
659	(29-44)	Georgia (1-16-74)
652	(30-46)	Wake Forest (1-2-82)
645	(40-62)	North Carolina (1-24-87)
643	(27-42)	NC State (2-22-97)
638	(37-58)	North Carolina (2-8-98)
630	(29-46)	Wake Forest (3-10-96)
625	(30-48)	Virginia (2-7-84)
623	(38-61)	Tulane (1-7-67)
623	(38-61)	North Carolina (2-21-15)
621	(36-58)	Florida State (2-21-70)
618	(21-34)	Virginia Tech (12-22-79)

Lowest Field Goal Pct.

163	(13-80)	Kentucky (1-2-60)
229	(11-48)	Rice (11-22-12)
230	(17-74)	Howard (1-3-57)
230	(17-74)	Alabama (12-17-62)
235	(16-68)	Georgia (12-18-56)
247	(20-81)	Virginia (3-13-92)
250	(15-60)	Alabama State (12-17-12)
254	(16-63)	Tennessee (2-20-62)
254	(16-63)	UNC-Gboro (12-31-96)
255	(14-55)	Wofford (11-24-00)
255	(13-51)	Alabama A&M (12-17-03)
255	(13-51)	Alabama St. (11-19-04)
256	(20-78)	Tulane (2-8-58)

3-Point Field Goals

16	Duke (1-4-17)
15	Presbyterian (1-6-08)
15	Louisville (1-15-94)
15	Syracuse (3-4-17)
14	Clemson (1-24-01)
14	North Carolina (2-2-02)
14	Illinois (1-1-26-12)
14	Boston College (3-14-13)
13	Campbell (11-27-95)
13	Santa Clara (12-30-95)
13	Virginia (1-8-00)
13	Pennsylvania (11-19-01)
13	Illinois (11-23-01)
13	Duke (2-9-02)
13	NC State (1-14-06)
13	Cornell (11-13-15)

3-Point FG Attempts

41	NC State (1-24-04)
40	Marist (1-2-90)
38	Chattanooga (12-14-09)
36	Cornell (2-2-02)
36	Virginia (1-27-08)
35	Georgia (12-19-90)
34	North Texas (12-31-97)
33	Clemson (3-13-93)
33	Air Force (12-11-04)
33	Belmont (3-19-17)
32	Miami (3-4-09)
32	Tusculum (2-7-17)
31	Furman (12-19-94)
31	North Carolina (2-2-02)
31	Gardner-Webb (12-1-02)
31	Florida State (3-6-04)
31	Wake Forest (1-27-05)
31	Presbyterian (1-6-08)
31	Cornell (11-13-15)
31	Wofford (12-22-16)
31	Duke (2-4-17)
30	Georgia State (1-10-89)
30	NC State (1-8-92)
30	Mount St. Mary's (12-18-96)
30	Duke (2-21-01)
30	Mercer (11-22-08)
30	Boston U. (11-22-09)
30	Rice (11-22-12)
30	Syracuse (3-4-17)

Highest 3-Pt. FG Pct.

Minimum 10 attempts		
786	(11-14)	Clemson (1-12-11)
667	(10-15)	UNLV (3-31-90)
667	(12-18)	Duke (2-4-10)
647	(11-17)	Duke (2-26-03)
643	(9-14)	NC State (2-2-83)
643	(9-14)	Maryland (1-4-94)
643	(9-14)	Wake Forest (3-10-96)
625	(10-16)	NC State (2-3-91)
625	(10-16)	North Carolina (1-29-12)
625	(15-24)	Syracuse (3-4-17)
615	(8-13)	North Carolina (1-8-98)
615	(8-13)	Maryland (3-6-98)
615	(8-13)	Michigan (12-1-99)
600	(9-15)	Michigan (11-26-93)
600	(6-10)	Appalachian St. (21-83)
600	(9-15)	Wake Forest (1-18-06)

Free Throws

41	Maryland (1-25-06)
37	Yale (12-28-73)
36	North Carolina (2-11-80)
36	Virginia (2-14-83)
36	Virginia Tech (2-23-08)
35	Southern Methodist (10-1-61)
35	Jacksonville (2-12-69)
35	Wake Forest (3-2-05)

Free Throw Attempts

52	Rice (12-16-63)
50	Alabama (1-23-74)
49	Virginia Tech (2-23-08)
47	Georgia (2-27-54)
46	Yale (12-28-73)
46	Wake Forest (3-2-05)
45	Auburn (12-26-54)
45	Maryland (1-25-06)

Highest Free Throw Pct.

Minimum 10 attempts		
1,000	(17-17)	St. Joseph's (11-17-11)
1,000	(14-14)	Wake Forest (2-13-88)
1,000	(12-12)	Virginia (1-23-88)
1,000	(12-12)	Wofford (1-21-15)
1,000	(12-12)	VCU (12-15-15)
1,000	(11-11)	Virginia (1-4-86)
1,000	(11-11)	Virginia (3-15-86)
1,000	(11-11)	Augusta (2-18-87)
1,000	(11-11)	Augusta (12-12-87)
955	(21-22)	Alabama (12-17-62)
950	(19-20)	Florida State (2-3-04)

Lowest Free Throw Pct.

Minimum 10 attempts		
250	(4-16)	Geo.Washington (3-18-05)
273	(3-11)	Louisville (1-15-94)
304	(7-23)	W-S State (11-14-06)
313	(5-16)	Georgia State (12-3-77)
313	(5-16)	LSU (12-14-86)
333	(6-18)	Baylor (12-4-58)
333	(5-15)	Louisiana State (2-9-59)
333	(5-15)	Georgia State (1-10-77)
333	(4-12)	North Texas (12-31-97)
333	(7-21)	Maryland (1-5-93)
333	(10-30)	Connecticut (11-26-03)
333	(4-12)	Clemson (2-8-05)

Rebounds

68	Tennessee (1-24-59)
65	Auburn (2-27-74)
65	Kentucky (1-2-60)
63	Mississippi (1-14-57)
63	Auburn (1-22-58)
63	Tennessee (1-27-64)
62	Oklahoma City (2-14-59)
62	Vanderbilt (1-16-60)
61	Alabama (1-23-74)
60	Kentucky (1-25-60)
60	Georgia (12-7-67)

Assists

28	Maryland (2-16-00)
27	Florida State (2-21-70)
26	Florida State (2-14-66)
26	UT-Chattanooga (12-4-85)
26	North Carolina (3-2-88)
26	Clemson (3-4-89)
26	Georgia (12-19-90)
26	Duke (1-11-92)
26	North Carolina (2-28-09)

Steals

18	Maryland (2-21-99)
17	North Texas (12-31-98)
17	NC State (2-6-10)
17	Dayton (11-20-13)
16	Last time: Maryland (3-12-10)

Blocked Shots

13	Duke (2-5-05)
12	Alabama (1-23-74)
12	Louisville (1-7-17)
11	James Madison (11-20-91)
11	Arizona (2-17-91)
10	NC State (1-29-86)
10	Louisiana State (3-17-90)
10	Massachusetts (2-22-95)
10	Mississippi (11-29-13)

OPPONENT INDIVIDUAL HIGHS

30-Point Games

51	Frank Selvy, Furman (2-11-54)
48	Rodney Monroe, NC State (1-13-91)
47	Doug McKendrick, Rice (12-6-65)
42	Shammond Williams, N. Car. (2-8-98)*
41	Will Solomon, Clemson (1-24-01)
41	Olivier Hanlan, Boston College (3-14-13)
40	KeKe Hicks, Coastal Carolina (11-28-94)
40	Tyler Hansbrough, N. Carolina (2-15-06)
40	James Florens, Mercer (11-27-09)
40	Andrew White III, Syracuse (3-4-17)
39	Darrell Floyd, Furman (1-13-55)
39	Wayman Tisdale, Oklahoma (12-18-82)
39	Michael Jordan, North Carolina (1-29-83)

38	Ozie Edwards, Oklahoma City (2-28-73)
38	Matt Carino, Marquette (11-27-14)
37	Grady Wallace, S. Carolina (12-20-56)
37	Johnny Arthurs, Tulane (2-15-69)
37	Marshall Rodgers, Pan Amer. (1-28-75)
37	Chris McGuffin, Mt. St. Mary's (12-18-95)
36	David Thompson, NC State (2-10-93)
36	Evers Burns, Maryland (2-9-93)
36	Junior Burroughs, Virginia (12-30-95)
36	Anthony Barber, NC State (1-27-16)
35	Tony Windis, Wyoming (12-22-58)
35	Cotton Nash, Kentucky (1-6-62)
35	Randy Mahaffey, Clemson (2-3-65)
35	Willie Burton, Minnesota (3-25-90)
35	J.J. Frazier, Georgia (12-19-15)

34	Ronnie Malone, So. Mississippi (1-31-74)
34	Lafester Rhodes, Iowa State (3-18-88)
34	Tony Massenbun, Maryland (2-3-90)
34	Shane Battier, Duke (1-20-01)
33	Jim Kenwin, Tulane (2-8-63)
33	Van Gregg, Clemson (11-28-72)
33	Dallas Comegys, DePaul (2-22-87)
33	Matt Roe, Maryland (2-13-91)
33	Christian Laethner, Duke (1-11-92)
33	Keith Booth, Maryland (3-9-96)
33	Juan Dixon, Maryland (2-16-00)
33	Tim Pickett, Florida State (2-3-04)
33	Nik Caner-Medley, Maryland (1-25-06)
33	Malcolm Delaney, Virginia Tech (12-13-11)

32	Bob Ayrsmar, Virginia Tech (12-20-57)
32	Tim Walter, William & Mary (12-21-64)
32	Jeff Morris, Tulane (1-20-72)
32	Phil Hicks, Tulane (1-19-74)
32	Bill Meargity, Georgia (3-7-74)
32	Steve Smith, Michigan State (3-23-90)
32	Malcolm Delaney, Va. Tech (3-6-10)
31	Nate Archibald, UTEP (12-20-68)
3	

CAREER STATISTICS OF TOP TECH PLAYERS

TONY AKINS

Guard • 5-11 • 185 • Lilburn, Ga.

- Second-team All-ACC as a senior (2002)
- 11th at Tech in scoring, fourth in assists
- Second in career three-point FG, sixth in steals



Career Statistics

Year	G-GS	FG- FGA	Pct	3P-3PA	Pct	FT-FTA	Pct	Reb	Avg	A	Bl	St	Pts	Avg
1998-99	31-31	108-344	.316	57-198	.288	76-114	.667	114	3.7	148	1	44	349	11.3
1999-00	30-26	111-301	.369	68-185	.368	55-71	.775	99	3.3	108	2	35	345	11.5
2000-01	30-29	140-318	.440	78-186	.419	78-103	.757	104	3.5	128	0	35	436	14.5
2001-02	31-31	170-406	.419	98-243	.403	90-108	.833	118	3.8	176	0	59	528	17.0
Total	122-117	529-1369	.386	301-812	.371	299-396	.755	435	3.6	560	3	173	1658	13.6

KENNY ANDERSON

Guard • 6-2 • 166 • Rego Park, N.Y.

- Consensus first-team All-America, 1991
- Second-team All-America, 1990
- Two-time All-ACC, 1990-91
- ACC Rookie of the Year, 1990
- National Freshman of the Year, 1990
- Georgia Tech Hall of Fame, 2002
- Second pick in 1991 NBA draft (New Jersey Nets)
- Holds Tech single-game scoring record (50 points)



Career Statistics

Year	G-GS	FG- FGA	Pct	3P-3PA	Pct	FT-FTA	Pct	Reb	Avg	A	Bl	St	Pts	Avg
1989-90	35-35	283-549	.515	48-117	.410	107-146	.733	193	5.5	285	3	79	721	20.6
1990-91	30-30	278-636	.437	65-185	.351	155-187	.829	171	5.7	169	2	89	776	25.9
Total	65-65	561-1185	.473	113-302	.374	262-333	.787	364	5.6	454	5	168	1497	23.0

DREW BARRY

Guard • 6-5 • 190 • Danville, Calif.

- All-ACC, 1996 (2nd team)
- ACC All-Freshman, 1993
- Academic All-ACC, 1993, 1996
- Tech's all-time leader in assists
- Led ACC in assists three straight years, 1994-96
- Second-round pick by Seattle in 1996 NBA Draft



Career Statistics

Year	G-GS	FG- FGA	Pct	3P-3PA	Pct	FT-FTA	Pct	Reb	Avg	A	Bl	St	Pts	Avg
1992-93	30-13	80-171	.468	25-78	.321	33-41	.805	102	3.4	164	9	42	218	7.3
1993-94	24-22	61-145	.421	27-81	.333	45-58	.776	82	3.4	141	6	40	194	8.1
1994-95	27-27	119-232	.513	50-117	.427	73-97	.753	131	4.9	181	13	46	361	13.4
1996	36-36	149-367	.406	77-209	.371	105-133	.789	167	4.7	238	13	65	480	13.3
Total	117-98	409-915	.447	179-485	.369	256-329	.778	482	4.1	724	41	193	1253	10.5

JON BARRY

Guard • 6-5 • 195 • Danville, Calif.

- All-ACC, 1992 (3rd)
- NBA first-round draft pick by Boston in 1992




Career Statistics

Year	G-GS	FG- FGA	Pct	3P-3PA	Pct	FT-FTA	Pct	Reb	Avg	A	Bl	St	Pts	Avg
1990-91	30-30	180-406	.444	77-209	.368	41-56	.732	110	3.7	110	16	53	478	15.9
1991-92	35-35	201-468	.429	99-265	.374	101-145	.697	152	4.3	207	8	71	602	17.2
Total	65-65	381-873	.436	176-474	.371	142-201	.706	262	4.0	317	24	124	1080	16.6

TRAVIS BEST

Guard • 5-11 • 186 • Springfield, Mass.

- Second-team all-America, 1995
- All-ACC second-team, 1994 and 1995; third-team in 1993
- One of only six 2,000-point scorers in Tech history
- First-round pick by Indiana Pacers in 1995



Career Statistics

Year	G-GS	FG- FGA	Pct	3P-3PA	Pct	FT-FTA	Pct	Reb	Avg	A	Bl	St	Pts	Avg
1991-92	35-33	151-336	.449	56-145	.386	72-98	.735	89	2.5	198	0	48	430	12.3
1992-93	30-30	163-345	.472	80-175	.457	82-109	.752	94	3.1	176	6	51	488	16.3
1993-94	29-29	180-390	.462	49-144	.340	123-142	.866	104	3.6	167	3	58	532	18.3
1994-95	30-30	209-469	.446	73-192	.380	116-137	.847	95	3.2	151	6	60	607	20.2
Total	124-122	703-1540	.456	258-656	.393	393-486	.809	382	3.1	692	15	217	2057	16.6

BUD BLEMKER

Guard • 5-10 • 181 • Huntingburg, Ind.

- All-SEC, 1958 and 1959
- Georgia Tech Hall of Fame, 1965



Career Statistics

Year	G	FG- FGA	Pct	3P-3PA	Pct	FT-FTA	Pct	Reb	Avg	A	Bl	St	Pts	Avg
1956-57	26	161-421	.382	-	-	104-125	.832	140	5.4	-	-	-	426	16.4
1957-58	26	182-471	.386	-	-	88-111	.793	128	4.9	-	-	-	452	17.4
1958-59	26	158-406	.389	-	-	72-109	.661	109	4.2	-	-	-	388	14.9
Totals	77	501-1298	.386	-	-	264-327	.807	377	4.8	-	-	-	1266	16.2

CHRIS BOSH

Forward • 6-10 • 210 • Lancaster, Texas

- All-ACC second-team, 2003
- ACC Rookie of the Year, 2003
- USBWA Freshman All-America, 2003
- USBWA, NABC all-district, 2003
- Fourth overall pick in 2003 NBA Draft (Toronto)




Career Statistics

Year	G-GS	FG- FGA	Pct	3P-3PA	Pct	FT-FTA	Pct	Reb	Avg	A	Bl	St	Pts	Avg
2002-03	31-31	168-300	.560	22-46	.478	127-174	.730	278	9.0	38	67	30	485	15.6

TICO BROWN

Guard • 6-5 • 203 • Kokomo, Ind.

- First-team All-Metro honors in 1977
- Second-team All-Metro in 1978
- Second-round draft pick by Utah Jazz in 1979



Career Statistics

Year	G	FG- FGA	Pct	3P-3PA	Pct	FT-FTA	Pct	Reb	Avg	A	Bl	St	Pts	Avg
1976-77	28	191-386	.495	-	-	78-95	.821	152	5.4	35	18	16	460	16.4
1977-78	27	182-379	.480	-	-	71-96	.740	133	4.9	40	6	32	435	16.1
1978-79	26	171-374	.457	-	-	71-92	.772	102	3.9	24	0	16	413	15.9
Total	81	544-1139	.478	-	-	220-283	.777	387	4.8	99	24	64	1308	16.1

JIM CALDWELL

Center • 6-10 • 234 • Lawrenceburg, Ind.

- All-SEC, 1963 & 1964
- Academic All-America (2nd), 1964
- Academic All-SEC, 1963 & 1964
- Georgia Tech Hall of Fame, 1976



Career Statistics

Year	G	FG- FGA	Pct	3P-3PA	Pct	FT-FTA	Pct	Reb	Avg	A	Bl	St	Pts	Avg
1962-63	26	141-331	.426	-	-	75-98	.765	283	10.9	-	-	-	357	13.7
1963-64	26	148-381	.388	-	-	67-114	.588	364	14.0	-	-	-	363	14.0
1964-65	25	172-427	.402	-	-	90-140	.642	346	13.8	-	-	-	434	17.4
Totals	77	461-1139	.405	-	-	232-352	.659	993	12.9	-	-	-	1154	15.0

LEWIS CLINCH

Guard • 6-3 • 196 • Cordele, Ga.

- ACC All-Tournament, 2009
- Finished career ninth at Tech in three-point field goals, 37th in points



Career Statistics

Year	G-GS	FG- FGA	Pct	3P-3PA	Pct	FT-FTA	Pct	Reb	Avg	A	Bl	St	Pts	Avg
2005-06	23-8	78-194	.402	31-76	.408	17-30	.567	65	2.8	48	1	18	204	8.9
2006-07	14-12	66-124	.532	30-63	.476	23-30	.767	27	1.9	13	0	13	185	13.2
2007-08	32-14	105-264	.398	44-132	.333	33-51	.647	62	1.9	42	4	19	287	9.0
2008-09	24-24	128-346	.370	71-210	.338	45-66	.682	84	3.5	72	4	16	372	15.5
TOTAL	93-58	377-928	.406	176-481	.366	118-177	.667	238	2.6	175	9	66	1048	11.3

JASON COLLIER

Forward • 7-0 • 255 • Springfield, Ohio

- Two-time second-team All-ACC selection
- Two seasons at Tech (denoted by *) after transferring from Indiana
- Became first Jacket to lead ACC in rebounding in 2000
- 15th overall pick by Milwaukee in 2000 NBA Draft



Career Statistics

Year	G-GS	FG- FGA	Pct	3P-3PA	Pct	FT-FTA	Pct	Reb	Avg	A	Bl	St	Pts	Avg
1998-99*	25-25	153-347	.441	32-90	.356	92-128	.719	182	7.3	36	34	15	430	17.2
1999-00*	30-30	178-376	.473	31-84	.369	122-166	.735	276	9.2	49	33	23	509	17.0
Total*	55-55	331-723	.458	63-174	.362	214-294	.728	458	8.3	85	67	38	939	17.1

Note: The players who appear on these pages either were named to an all-conference team during their Tech careers, or finished with at least 1,000 career points.

CAREER STATISTICS OF TOP TECH PLAYERS

JAVARIS CRITTENTON

Guard • 6-5 • 198 • Atlanta, Ga.

- Third-team All-ACC, ACC All-Freshman team, 2007
- Freshman All-America, 2007
- 19th pick in the 2007 NBA draft (Los Angeles Lakers)




Career Statistics

Year	G-GS	FG- FGA	Pct	3P-3PA	Pct	FT-FTA	Pct	Reb	Avg	A	Bl	St	Pts	Avg
2006-07	32-31	158- 351	.450	36-101	.356	108-138	.783	119	3.7	184	124	2	65	14.4

BRUCE DALRYMPLE

Guard • 6-4 • 209 • Manhattan, N.Y.

- All-ACC, 1986 (2nd team), ACC Rookie of the Year, 1984
- Recorded the first triple-double in Tech history
- Georgia Tech Hall of Fame, 1994
- Second-round pick by Phoenix in 1987 NBA draft



Career Statistics

Year	G-GS	FG- FGA	Pct	3P-3PA	Pct	FT-FTA	Pct	Reb	Avg	A	Bl	St	Pts	Avg
1983-84	29-29	148- 310	.477	-	-	98-130	.754	201	6.9	65	5	41	394	13.6
1984-85	35-35	172- 343	.501	-	-	109-150	.727	206	5.9	135	4	65	453	12.9
1985-86	34-34	151- 290	.521	-	-	64-101	.634	171	5.0	138	2	70	366	10.8
1986-87	28-28	143- 326	.439	12- 45	.267	77-107	.720	166	5.9	108	2	51	375	13.4
Total	126-126	614-1269	.484	12- 45	.267	348-488	.713	744	5.9	446	13	227	1588	12.6

MELVIN DOLD

Guard • 6-2 • 190 • Flora, Ill.

- Georgia Tech Hall of Fame, 1951




Career Statistics

Year	G	FG- FGA	Pct	3P-3PA	Pct	FT-FTA	Pct	Reb	Avg	A	Bl	St	Pts	Avg
1947-48	25	115-	-	-	-	47-	-	-	-	-	-	-	277	11.1
1948-49	23	122-	-	-	-	41- 74	.554	-	-	-	-	-	285	12.4
1949-50	27	117-	-	-	-	65-112	.580	-	-	-	-	-	299	11.1
1950-51	25	88-	-	-	-	43- 71	.606	-	-	-	-	-	219	8.8
Total	100	442-	-	-	-	196-	-	-	-	-	-	-	1080	10.8

SAMMY DRUMMER

Forward • 6-5 • 208 • Muncie, Ind.

- First-team All-Metro Conference, 1978
- Selected by Houston Rockets in 1979 NBA draft



Career Statistics

Year	G	FG- FGA	Pct	3P-3PA	Pct	FT-FTA	Pct	Reb	Avg	A	Bl	St	Pts	Avg
1977-78	27	232- 504	.460	-	-	104-128	.813	166	6.1	49	4	39	568	21.0
1978-79	26	257- 566	.462	-	-	102-146	.699	177	6.8	39	3	51	616	23.7
Total	53	489-1060	.461	-	-	206-274	.752	343	6.5	88	7	90	1184	22.3

B.J. ELDER

Guard • 6-4 • 218 • Madison, Ga.

- AP All-American (HM), 2004
- All-ACC second team (2004), third team (2003)
- USBWA, NABC all-district, 2004
- Wooden Award finalist, 2004




Career Statistics

Year	G-GS	FG- FGA	Pct	3P-3PA	Pct	FT-FTA	Pct	Reb	Avg	A	Bl	St	Pts	Avg
2001-02	31-13	115- 269	.428	41-114	.360	37- 47	.787	66	2.1	44	3	27	308	9.9
2002-03	30-28	171- 371	.461	61-154	.396	47- 68	.691	79	2.6	73	2	33	450	15.0
2003-04	38-36	194- 468	.415	77-206	.374	103-132	.780	105	2.8	53	4	28	568	14.9
2004-05	23-21	107- 268	.399	43-126	.341	33- 46	.717	53	2.3	26	3	18	290	12.6
Total	122-98	587-1376	.427	222-600	.370	220-293	.751	303	2.5	196	12	106	1616	13.2

DERRICK FAVORS

Forward • 6-10 • 246 • Atlanta, Ga.

- ACC Rookie of the Year, 2010; ACC All-Freshman team, 2010
- The Sporting News Freshman All-America, 2003
- Third overall pick in 2010 NBA Draft (New Jersey)




Career Statistics

Year	G-GS	FG- FGA	Pct	3P-3PA	Pct	FT-FTA	Pct	Reb	Avg	A	Bl	St	Pts	Avg
2009-10	36-35	179- 293	.611	0- 1	.000	90-143	.628	303	8.4	37	90	32	448	12.4

DUANE FERRELL

Forward • 6-7 • 209 • Baltimore, Md.

- All-ACC (2nd team), 1987 and 1988
- ACC Rookie of the Year, 1985
- Georgia Tech Hall of Fame, 1995
- Signed NBA free agent contract and played 11 years



Career Statistics

Year	G-GS	FG- FGA	Pct	3P-3PA	Pct	FT-FTA	Pct	Reb	Avg	A	Bl	St	Pts	Avg
1984-85	32-28	117- 232	.504	-	-	56- 98	.571	131	4.1	71	4	13	290	9.1
1985-86	34-33	172- 289	.595	-	-	69- 91	.758	168	4.9	95	17	33	413	12.1
1986-87	29-29	201- 387	.519	6- 15	.400	112-138	.811	170	5.9	79	7	34	520	17.9
1987-88	32-32	230- 432	.532	4- 14	.286	131-175	.749	211	6.6	44	24	39	595	18.6
Total	127-122	720-1340	.537	10- 29	.345	368-502	.733	680	5.4	289	52	119	1818	14.3

JASON FLOYD

Forward • 6-6 • 205 • Hampton, Ga.

- Two-year starter under coach Bobby Cremins (1999-2000)
- Led Tech in free throw shooting in 1998-99
- Finished career among Tech's career leaders in three-point field goals



Career Statistics

Year	G-GS	FG- FGA	Pct	3P-3PA	Pct	FT-FTA	Pct	Reb	Avg	A	Bl	St	Pts	Avg
1996-97	27-4	38- 115	.330	14- 62	.226	14- 17	.824	43	1.6	19	3	10	104	3.9
1997-98	33-1	71- 182	.390	44-114	.386	26- 37	.703	79	2.4	35	7	17	212	6.4
1998-99	31-31	150- 375	.400	69-211	.327	48- 57	.842	148	4.8	60	14	36	417	13.5
1999-00	30-26	104- 260	.400	42-135	.311	32- 44	.727	107	3.6	36	10	16	282	9.4
Total	121-62	363- 932	.389	169-522	.324	120-155	.774	377	3.1	150	34	79	1015	8.4

JAMES FORREST

Forward • 6-8 • 243 • Atlanta, Ga.

- All-ACC first team, 1994
- All-ACC third team, 1995
- Everett Case Award (ACC Tournament MVP), 1993
- Freshman All-America, 1992



Career Statistics

Year	G-GS	FG- FGA	Pct	3P-3PA	Pct	FT-FTA	Pct	Reb	Avg	A	Bl	St	Pts	Avg
1991-92	35-34	195- 383	.509	1- 4	.250	75-106	.708	224	6.4	64	19	31	466	13.3
1992-93	30-29	246- 454	.542	2- 4	.500	92-134	.687	226	7.5	43	28	31	586	19.5
1993-94	25-22	187- 400	.468	0- 6	.000	101-141	.716	198	7.9	36	18	19	475	19.0
1994-95	24-23	184- 377	.488	0- 4	.000	83-125	.664	198	8.3	38	23	34	451	18.8
Total	114-108	812-1614	.503	3- 18	.167	351-506	.694	846	7.4	181	88	115	1978	17.4

MARCUS GEORGES-HUNT

Guard • 6-5 • 218 • College Park, Ga.

- All-ACC second-team (coaches), third-team (media), 2016
- ACC All-Academic team, 2014
- ACC Honor Roll, 2014



Career Statistics

Year	G-GS	FG- FGA	Pct	3P-3PA	Pct	FT-FTA	Pct	Reb	Avg	A	Bl	St	Pts	Avg
2012-13	31-30	123- 289	.426	32- 96	.333	56- 89	.629	151	4.9	46	3	24	334	10.8
2013-14	33-33	133- 320	.416	29- 85	.341	91-135	.674	142	4.3	68	5	27	386	11.7
2014-15	30-30	135- 313	.431	21- 73	.288	116-152	.763	165	5.5	54	4	39	407	13.6
2015-16	36-36	178- 392	.454	40-117	.342	205-249	.823	122	3.4	119	16	31	601	16.7
TOTAL	130-129	569-1314	.433	122-371	.329	468-625	.749	580	4.5	287	28	121	1728	13.3

TOM HAMMONDS

Forward • 6-9 • 227 • Crestview, Fla.

- Third-team All-America, 1989
- All-ACC first-team, 1988 & 1989; second-team, 1987
- #20 jersey retired, March 1, 1989
- First-round pick by Washington in 1989 NBA Draft
- Inducted into Georgia Tech Hall of Fame, 1996



Career Statistics

Year	G-GS	FG- FGA	Pct	3P-3PA	Pct	FT-FTA	Pct	Reb	Avg	A	Bl	St	Pts	Avg
1985-86	34-33	168- 276	.609	-	-	80- 93	.816	219	6.4	37	11	14	416	12.2
1986-87	29-29	206- 362	.569	0- 0	.000	59- 74	.797	208	7.2	41	15	12	471	16.2
1987-88	30-30	229- 403	.568	0- 0	.000	109-132	.826	216	7.2	40	20	10	567	18.9
1988-89	30-30	250- 465	.538	1- 3	.333	126-163	.773	242	8.1	51	26	14	627	20.9
Total	123-122	853-1506	.566	1- 3	.333	374-462	.810	885	7.2	169	72	50	2081	16.9

CAREER STATISTICS OF TOP TECH PLAYERS

MATT HARPRING

Forward • 6-8 • 225 • Dunwoody, Ga.




- First-team All-America, 1998
- Academic All-America, 1997 (2nd) & 1998 (1st)
- Three-time all-ACC first team, 1996-98
- NCAA & ACC Postgraduate Scholarships
- ACC All-Freshman, 1995
- #15 jersey retired, Feb. 28, 1998
- Tech's career leader in FT made and attempted
- Second in Tech history in career points, rebounds
- Finalist for Wooden and Naismith awards, 1998
- 15th pick in the 1998 NBA draft by the Orlando Magic

Career Statistics

Year	G	GS	FG	FGA	Pct	3P-3PA	Pct	FT-FTA	Pct	Reb	Avg	A	Bl	St	Pts	Avg		
1994-95	29	24	121	250	.484	28	73	.384	81	110	.736	180	6.2	68	7	39	351	12.1
1995-96	36	36	233	457	.510	66	154	.429	138	181	.762	293	8.1	79	5	61	670	18.6
1996-97	27	27	169	410	.412	65	190	.342	110	163	.675	222	8.2	60	10	32	513	19.0
1997-98	32	32	230	504	.456	52	168	.299	179	221	.810	302	9.4	82	7	44	691	21.6
Total	124	119	753	1621	.465	211	585	.361	508	675	.753	997	8.0	289	29	176	2225	17.9

LENNY HORTON

Forward • 6-7 • 190 • Vauxhall, N.J.




- Honorable mention All-Metro, 1978
- Drafted by Seattle Supersonics, 1980
- Metro All-Freshman, 1977
- Inducted into Georgia Tech Hall of Fame, 1985

Career Statistics

Year	G	GS	FG	FGA	Pct	3P-3PA	Pct	FT-FTA	Pct	Reb	Avg	A	Bl	St	Pts	Avg
1976-77	28	100	213	.469	-	-	89	119	.748	134	4.8	39	3	14	289	10.3
1977-78	27	107	175	.611	-	-	80	103	.777	202	7.5	33	8	16	294	10.9
1978-79	26	136	223	.610	-	-	65	78	.833	198	7.6	41	11	28	337	13.0
1979-80	26	171	293	.584	-	-	104	127	.819	170	6.5	44	5	36	446	17.2
Total	107	514	904	.568	-	-	338	427	.791	704	6.6	157	27	94	1411	13.2

JARRETT JACK

Guard • 6-3 • 202 • Fort Washington, Md.



- Honorable mention All-American, 2005
- All-ACC second team, 2005; third team, 2004
- ACC All-Tournament team, 2005
- USBWA All-District, 2005
- First-round draft choice, Denver, 2005 (traded to Portland)

Career Statistics

Year	G	GS	FG	FGA	Pct	3P-3PA	Pct	FT-FTA	Pct	Reb	Avg	A	Bl	St	TP	Avg		
2002-03	31	31	97	213	.455	17	60	.283	83	118	.703	110	3.5	185	3	51	294	9.5
2003-04	38	38	145	318	.456	30	95	.316	154	192	.802	185	4.9	213	5	74	474	12.5
2004-05	32	31	164	319	.514	46	104	.442	123	142	.866	155	4.8	145	3	58	497	15.5
Total	101	100	406	850	.478	93	259	.359	360	452	.796	450	4.5	543	11	183	1265	12.5

ALVIN JONES

Center • 6-11 • 265 • Lakeland, Fla.



- All-ACC first-team, 2001
- ACC All-Defensive Team, 1998-01
- Has Tech records for blocks in a game, season, career
- Second player in Tech annals with 1,000 pts/1,000 rebs
- Drafted by the Philadelphia 76ers

Career Statistics

Year	G	GS	FG	FGA	Pct	3P-3PA	Pct	FT-FTA	Pct	Reb	Avg	A	Bl	St	Pts	Avg		
1997-98	33	31	80	161	.497	0	1	.000	64	115	.557	220	6.7	28	141	18	224	6.8
1998-99	31	28	145	277	.523	0	0	.000	105	201	.522	302	9.7	53	107	18	395	12.7
1999-00	30	29	91	205	.444	0	1	.000	110	179	.615	241	8.0	43	76	24	292	9.7
2000-01	30	30	134	278	.482	0	2	.000	133	223	.596	312	10.4	46	101	28	401	13.4
Total	124	118	450	921	.489	0	4	.000	412	718	.574	1075	8.7	170	425	88	1312	10.6

ROGER KAISER

Guard • 6-1 • 190 • Dale, Ind.



- Consensus first-team All-America in 1961
- First-team All-America in 1960
- SEC Player of the Year, 1961
- Two-time All-SEC, 1960-61
- #21 jersey retired, 1961
- Finished with Tech career records for points, average
- Georgia Tech Hall of Fame, 1966
- NCAA Silver Anniversary Award, 1986

Career Statistics

Year	G	GS	FG	FGA	Pct	3P-3PA	Pct	FT-FTA	Pct	Reb	Avg	A	Bl	St	Pts	Avg
1958-59	26	138	342	.404	-	-	106	127	.835	182	7.0	-	-	-	382	14.7
1959-60	28	237	503	.471	-	-	164	190	.863	154	5.5	-	-	-	638	22.8
1960-61	26	216	517	.418	-	-	176	203	.867	106	4.1	-	-	-	608	23.4
Total	80	591	1362	.434	-	-	446	520	.858	442	5.5	-	-	-	1628	20.4

BOBBY KIMMEL

Guard • 6-3 • 175 • Panama City, Fla.



- All-SEC, 1956 and 1957
- Georgia Tech Hall of Fame, 1963

Career Statistics

Year	G	GS	FG	FGA	Pct	3P-3PA	Pct	FT-FTA	Pct	Reb	Avg	A	Bl	St	Pts	Avg
1954-55	25	119	361	.330	-	-	122	170	.718	-	-	-	-	-	360	14.4
1955-56	23	137	342	.401	-	-	159	207	.768	204	8.9	-	-	-	433	18.8
1956-57	26	125	367	.341	-	-	143	216	.662	223	8.6	-	-	-	393	15.1
Total	98	381	1070	.356	-	-	424	593	.715	-	-	-	-	-	1363	13.9

GANI LAWL

Forward • 6-9 • 234 • Norcross, Ga.



- Third-team All-ACC, 2009, 2010
- Second-round pick (46th overall) in the 2010 NBA Draft (Phoenix)
- 31st on career scoring list, 12th in rebounds

Career Statistics

Year	G	GS	FG	FGA	Pct	3P-3PA	Pct	FT-FTA	Pct	Reb	Avg	A	Bl	St	TP	Avg		
2007-08	32	25	90	158	.570	0	1	.000	49	99	.495	113	3.5	9	32	12	229	7.2
2008-09	31	30	184	331	.556	0	1	.000	99	177	.559	294	9.5	19	46	31	467	15.1
2009-10	36	36	125	325	.529	0	1	.000	127	222	.572	305	8.5	15	49	16	471	13.1
Total	99	91	446	814	.548	0	3	.000	275	498	.552	712	7.2	43	127	59	1167	11.8

MARVIN LEWIS

Guard • 6-4 • 205 • Germantown, Md.



- ACC All-Academic team, 2001, 2003, 2004
- ACC Post-Graduate Scholarship recipient
- Tied for most games played in Tech history
- 18th on career scoring list, 4th in three-point FG

Career Statistics

Year	G	GS	FG	FGA	Pct	3P-3PA	Pct	FT-FTA	Pct	Reb	Avg	A	Bl	St	TP	Avg		
2000-01	30	29	88	213	.413	40	107	.374	46	53	.868	134	4.5	44	3	28	262	8.7
2001-02	31	31	111	272	.408	54	138	.391	63	72	.875	122	3.9	56	5	41	339	10.9
2002-03	31	28	127	305	.416	63	172	.366	60	73	.822	108	3.5	67	5	27	377	12.2
2003-04	38	33	142	323	.440	82	206	.398	52	65	.800	107	2.8	54	6	29	418	11.0
Total	130	121	468	1113	.420	239	623	.384	221	263	.840	471	3.6	221	19	125	1396	10.7

MALCOLM MACKEY

Center • 6-11 • 248 • Chattanooga, Tenn.




- All-ACC, 1991 (second team) & 1992 (third team)
- ACC All-Tournament, 1990 (3rd team) & 1992 (2nd)
- Tech's all-time leader in rebounds and games played
- First-round selection by Phoenix in 1993 NBA draft

Career Statistics

Year	G	GS	FG	FGA	Pct	3P-3PA	Pct	FT-FTA	Pct	Reb	Avg	A	Bl	St	Pts	Avg		
1989-90	35	33	114	203	.562	0	0	.000	26	59	.441	262	7.5	16	41	13	254	7.3
1990-91	30	30	190	345	.551	0	1	.000	80	134	.597	321	10.7	30	54	16	460	15.3
1991-92	35	35	212	388	.546	0	1	.000	129	189	.683	316	9.0	54	43	17	553	15.8
1992-93	30	29	193	364	.530	0	1	.000	83	130	.638	306	10.2	41	61	14	469	15.6
Total	130	127	709	1300	.545	0	3	.000	318	512	.621	1205	9.3	141	199	60	1736	13.4

MICHAEL MADDOX

Forward • 6-9 • 226 • Atlanta, Ga.



- Three-year starter
- Member of 1996 ACC regular-season champions

CAREER STATISTICS OF TOP TECH PLAYERS

DANIEL MILLER

Center • 6-11 • 275 • Loganville, Ga.

- All-ACC (third team), 2014
- ACC All-Defensive team (2013, 2014)
- No. 2 all-time in blocked shots, No. 8 in career rebounds



Career Statistics

Year	G-GS	FG- FGA	Pct	3P-3PA	Pct	FT-FTA	Pct	Reb	Avg	A	Bl	St	Pts	Avg
2010-11	31-31	60- 121	.496	0- 0	.000	17- 46	.370	154	5.0	19	67	31	137	4.4
2011-12	31-31	110- 221	.498	0- 0	.000	32- 42	.762	203	6.5	46	75	29	252	8.1
2012-13	31-31	104- 203	.512	0- 1	.000	51- 70	.729	206	6.6	67	64	27	259	8.4
2013-14	33-33	149- 258	.578	0- 0	.000	61- 99	.616	258	7.8	51	80	38	359	10.9
Total	126-126	423- 803	.527	0- 1	.000	161-257	.626	821	6.5	183	286	125	1007	8.0

ANTHONY MORROW

Guard • 6-5 • 215 • Charlotte, N.C.

- All-ACC (honorable mention), 2008
- Holds Tech record for career free throw percentage
- Finished 19th on Tech all-time points list, 3rd in three-point FG



Career Statistics

Year	G-GS	FG- FGA	Pct	3P-3PA	Pct	FT-FTA	Pct	Reb	Avg	A	Bl	St	Pts	Avg
2004-05	31-0	61- 154	.396	38-104	.365	17- 19	.895	59	1.9	11	8	14	177	5.7
2005-06	28-28	154- 348	.443	78-182	.429	63- 71	.887	127	4.5	46	5	30	449	16.0
2006-07	32-10	104- 244	.426	61-146	.418	49- 58	.845	87	2.7	28	3	19	318	9.9
2007-08	32-32	154- 336	.458	81-181	.448	67- 78	.859	130	4.1	34	10	36	456	14.3
Total	123-70	473-1082	.437	258-613	.421	196-226	.867	403	3.3	119	26	99	1400	11.4

CRAIG NEAL

Guard • 6-5 • 166 • Washington, Ind.

- All-ACC (third team), 1989
- Holds Tech records for assists in game and season
- ACC record 303 assists in 1988
- Drafted by Portland in 1989 NBA draft



Career Statistics

Year	G-GS	FG- FGA	Pct	3P-3PA	Pct	FT-FTA	Pct	Reb	Avg	A	Bl	St	Pts	Avg
1983-84	28-4	64- 136	.471	-	-	23- 34	.676	31	1.1	80	5	17	151	5.4
1984-85	4-0	4- 10	.400	-	-	2- 4	.500	3	0.8	9	0	1	10	2.5
1985-86	34-1	67- 156	.429	-	-	58- 70	.829	43	1.3	96	2	20	192	5.6
1986-87	29-16	74- 162	.457	34- 82	.415	36- 43	.837	52	1.8	171	3	33	218	7.5
1987-88	32-30	80- 170	.471	32- 88	.364	55- 77	.714	68	2.1	303	12	56	247	7.7
Total	127-51	289- 634	.456	66-170	.388	174-228	.763	197	1.6	659	22	127	818	6.4

JIM NOLAN

Center • 6-8 • 210 • Macon, Ga.

- All-SEC Tournament, 1948; All-SEC, 1949
- Drafted by the Philadelphia Warriors
- Georgia Sports Hall of Fame, 1962
- Georgia Tech Hall of Fame, 1962



Career Statistics

Year	G	FG- FGA	Pct	3P-3PA	Pct	FT-FTA	Pct	Reb	Avg	A	Bl	St	Pts	Avg
1945-46	21	-	-	-	-	-	-	-	-	-	-	-	-	-
1946-47	20	58-	-	-	-	36-	-	-	-	-	-	-	152	7.6
1947-48	21	93-	-	-	-	65-	-	-	-	-	-	-	251	12.0
1948-49	24	-	-	-	-	-	-	-	-	-	-	-	-	-
Total	86	420-	-	-	-	296-	-	-	-	-	-	-	1136	13.2

BRIAN OLIVER

Guard • 6-4 • 211 • Smyrna, Ga.

- Second-team All-ACC, 1989 and 1990
- ACC Tournament MVP, 1990
- Second-round pick by Philadelphia, 1990 NBA draft
- Only Tech player with 1,000 points, 500 rebounds and 500 assists
- Georgia Tech Hall of Fame, 2000



Career Statistics

Year	G-GS	FG- FGA	Pct	3P-3PA	Pct	FT-FTA	Pct	Reb	Avg	A	Bl	St	Pts	Avg
1986-87	29-15	72- 158	.456	7- 18	.389	54- 75	.720	91	3.1	92	3	26	205	7.1
1987-88	32-32	157- 310	.506	13- 38	.342	76-102	.745	139	4.3	112	0	42	403	12.6
1988-89	32-32	191- 345	.554	28- 70	.400	106-135	.785	179	5.6	223	1	44	516	16.1
1989-90	34-34	260- 504	.516	57-147	.388	147-204	.721	204	6.0	111	5	28	724	21.3
Total	127-113	680-1317	.516	105-273	.385	383-516	.742	613	4.8	538	9	140	1848	14.6

ZACHERY PEACOCK

Forward • 6-8 • 235 • Miami, Fla.

- 41st on Georgia Tech career scoring list



Career Statistics

Year	G-GS	FG- FGA	Pct	3P-3PA	Pct	FT-FTA	Pct	Reb	Avg	A	Bl	St	Pts	Avg
2006-07	30-9	63- 131	.481	11- 38	.289	27- 48	.563	88	2.9	20	8	18	164	5.5
2007-08	27-0	99- 197	.503	12- 40	.300	58- 72	.806	106	3.9	27	12	24	268	9.9
2008-09	30-30	108- 237	.456	6- 15	.400	55- 75	.733	144	4.8	28	21	32	277	9.2
2009-10	35-1	114- 239	.477	19- 51	.373	53- 67	.791	143	4.1	34	10	36	300	8.6
Total	122-40	384- 804	.478	48-144	.333	193-262	.737	481	3.9	109	51	110	1009	8.3

MARK PRICE

Guard • 6-1 • 174 • Enid, Okla.

- Three-time All-America (first-team in 1985)
- Four-time all-ACC selection (first-team, 1984-85-86)
- Finalist for Wooden and Naismith awards, 1986
- ACC Player of the Year, 1985
- Everett Case Award (ACC Tournament MVP), 1985
- ACC Rookie of the Year, 1983
- #25 jersey retired, March 2, 1986; #25 jersey also retired by Cleveland Cavaliers
- Georgia Sports Hall of Fame, 2005; Georgia Tech Hall of Fame, 1991
- Second-round pick by Dallas in 1986 (traded to CLE)




Career Statistics

Year	G-GS	FG- FGA	Pct	3P-3PA	Pct	FT-FTA	Pct	Reb	Avg	A	Bl	St	Pts	Avg
1982-83	28-28	201- 462	.435	73-166	.440	93-106	.877	105	3.8	91	4	55	568	20.3
1983-84	29-29	191- 375	.509	-	-	70- 85	.824	61	2.1	121	0	55	452	15.6
1984-85	35-35	223- 462	.483	-	-	137-163	.840	71	2.0	150	2	66	583	16.7
1985-86	34-34	233- 441	.528	-	-	124-145	.855	94	2.8	148	5	64	590	17.4
Total	126-126	848-1740	.487	73-166	.440	424-499	.850	331	2.6	510	11	240	2193	17.4

TERRY RANDALL

Guard • 5-10 • 165 • Columbia, Ky.

- All-SEC, 1958 and 1959
- Georgia Tech Hall of Fame, 1970




Career Statistics

Year	G	FG- FGA	Pct	3P-3PA	Pct	FT-FTA	Pct	Reb	Avg	A	Bl	St	Pts	Avg
1956-57	26	153- 346	.442	-	-	112-135	.830	132	5.1	-	-	-	418	16.1
1957-58	25	157- 387	.406	-	-	94-123	.764	142	5.7	-	-	-	408	16.3
1958-59	26	138- 324	.426	-	-	87-110	.791	131	5.0	-	-	-	363	14.0
Total	77	448-1057	.424	-	-	293-368	.796	405	5.3	-	-	-	1189	15.4

JOHN SALLEY

Forward-Center • 7-0 • 231 • Brooklyn, N.Y.

- Second-team All-America, 1986
- Second-team All-ACC, 1985 & 1986
- #22 jersey retired, March 2, 1986
- Georgia Tech Hall of Fame, 1991
- 11th pick in the 1986 NBA draft (New Jersey)
- Part of four NBA championship teams in his professional career



Career Statistics

Year	G-GS	FG- FGA	Pct	3P-3PA	Pct	FT-FTA	Pct	Reb	Avg	A	Bl	St	Pts	Avg
1982-83	27-27	104- 207	.502	0- 0	.000	102-160	.638	153	5.7	36	35	18	310	11.5
1983-84	29-29	126- 214	.589	-	-	89-132	.674	167	5.8	73	67	22	341	11.8
1984-85	35-35	193- 308	.627	-	-	105-165	.636	250	7.1	93	82	29	491	14.0
1985-86	34-34	172- 284	.606	-	-	101-170	.594	228	6.7	117	59	28	445	13.1
Total	125-125	595-1013	.587	0- 0	.000	397-627	.633	798	6.4	319	243	97	1587	12.7

DENNIS SCOTT

Forward • 6-8 • 229 • Reston, Va.

- First-team All-America, National Player of the Year, 1990
- Two-time All-ACC, 1989 (3rd) & 1990 (1st)
- ACC Player of the Year, 1990
- ACC Rookie of the Year, 1988
- Holds Tech records for 3-pt FG in game, season & career
- Scored ACC-record 970 points in 1990
- Fourth pick in 1990 NBA draft by Orlando Magic
- Georgia Tech Hall of Fame, 2001



Career Statistics

Year	G-GS	FG- FGA	Pct	3P-3PA	Pct	FT-FTA	Pct	Reb	Avg	A	Bl	St	Pts	Avg
1987-88	32-31	181- 411	.440	98-208	.471	36- 55	.655	161	5.0	116	11	43	496	15.5
1988-89	32-32	227												

CAREER STATISTICS OF TOP TECH PLAYERS

IMAN SHUMPERT

Guard • 6-5 • 212 • Oak Park, Ill.

- Second-team All-ACC, 2011
- ACC All-Defensive Team, 2011
- ACC All-Tournament (2nd team), 2010
- Fourth pick in 1990 NBA draft by Orlando Magic



Career Statistics

Year	G-GS	FG- FGA	Pct	3P-3PA	Pct	FT-FTA	Pct	Reb	Avg	A	Bl	St	Pts	Avg
2008-09	31-31	106- 271	.391	32-102	.314	86-131	.656	121	3.9	154	6	64	330	10.6
2009-10	30-29	104- 270	.385	37-111	.333	54- 75	.720	108	3.6	120	5	58	299	10.0
2010-11	31-31	177- 436	.406	42-151	.278	141-175	.806	184	5.9	108	6	85	537	17.3
Total	92-91	387- 977	.396	111-364	.305	281-381	.738	413	4.5	382	17	207	1166	12.7

PETE SILAS

Forward • 6-6 • 180 • Miami, Fla.

- All-SEC, 1951 (3rd) & 1953 (1st)
- 1955 Pan-Am Games, Gold Medal
- Drafted by Minneapolis Lakers
- NCAA Silver Anniversary Award, 1978



Career Statistics

Year	G	FG- FGA	Pct	3P-3PA	Pct	FT-FTA	Pct	Reb	Avg	A	Bl	St	Pts	Avg
1950-51	27	121-	-	-	-	75-109	.688	-	-	-	-	-	317	11.6
1951-52	23	156-	-	-	-	81-	-	-	-	-	-	-	393	17.8
1952-53	22	144- 432	.333	-	-	86-131	.656	-	-	-	-	-	374	17.0
Total	72	421-	-	-	-	242-	-	-	-	-	-	-	1084	15.1

BROOK STEPPE

Guard • 6-5 • 190 • Atlanta, Ga.

- Tech's first All-ACC player in 1982 (second team)
- First-round NBA pick in 1983 by Kansas City




Career Statistics

Year	G-GS	FG- FGA	Pct	3P-3PA	Pct	FT-FTA	Pct	Reb	Avg	A	Bl	St	Pts	Avg
1978-79	26	57- 113	.504	-	-	55- 67	.821	35	1.3	21	3	16	169	6.5
1979-80	26	178- 352	.506	-	-	135-168	.804	111	4.3	64	4	27	491	18.9
1981-82	25-24	175- 329	.532	-	-	95-129	.736	136	5.4	49	10	26	445	17.8
Total	77	410- 794	.516	-	-	285-364	.783	282	3.7	134	17	69	1105	14.4

JIM THORNE

Guard • 6-2 • 175 • Cuyahoga Falls, Ohio

- Finished career as Tech's all-time assists leader
- Georgia Tech Hall of Fame, 1979



Career Statistics

Year	G	FG- FGA	Pct	3P-3PA	Pct	FT-FTA	Pct	Reb	Avg	A	Bl	St	Pts	Avg
1968-69	24	49- 156	.314	-	-	55- 70	.786	94	3.9	88	-	-	153	6.4
1969-70	27	97- 182	.533	-	-	85-109	.780	95	3.5	163	-	-	279	10.3
1970-71	30	160- 333	.480	-	-	77-108	.713	112	5.5	160	-	-	397	13.2
Total	81	306- 671	.456	-	-	217-287	.756	301	3.7	411	-	-	829	10.2

PHIL WAGNER

Guard • 6-2 • 187 • Cynthia, Ky.

- Drafted by Atlanta Hawks, 1968
- Georgia Tech Hall of Fame, 1973



Career Statistics

Year	G	FG- FGA	Pct	3P-3PA	Pct	FT-FTA	Pct	Reb	Avg	A	Bl	St	Pts	Avg
1965-66	26	145- 304	.477	-	-	97-123	.789	92	3.5	99	-	-	387	14.9
1966-67	21	164- 291	.564	-	-	82-104	.788	106	5.0	88	-	-	410	19.5
1967-68	20	140- 292	.479	-	-	112-137	.818	132	6.6	78	-	-	392	19.6
Total	67	449- 887	.506	-	-	291-364	.799	330	4.9	265	-	-	1189	17.7

JIM WOOD

Center • 6-8 • 210 • Steubenville, Ohio

- All-Metro, 1977 (second team)
- Georgia Tech Hall of Fame, 1985



Career Statistics

Year	G	G- FGA	Pct	3P-3PA	Pct	FT-FTA	Pct	Reb	Avg	A	Bl	St	Pts	Avg
1973-74	25	119- 257	.463	-	-	40- 58	.690	138	5.5	18	-	-	278	11.1
1974-75	26	167- 327	.511	-	-	55- 78	.705	249	9.6	23	-	-	389	15.0
1975-76	27	165- 334	.494	-	-	68- 94	.723	166	6.1	31	-	-	398	14.7
1976-77	28	151- 313	.482	-	-	92-124	.742	187	6.7	28	-	-	394	14.1
Totals	106	602-1231	.489	-	-	255-354	.720	740	7.0	100	-	-	1459	13.8

RICH YUNKUS

Forward-Center • 6-9 • 215 • Benton, Ill.

- Second-team All-America, 1971; third-team, 1970
- Sixth in the nation in scoring in 1970
- Tech's all-time leader in points & scoring avg.
- Three-time Academic All-America, 1969-71
- #40 Jersey retired, 1971
- Georgia Tech Hall of Fame, 1976



Career Statistics

Year	G	FG- FGA	Pct	3P-3PA	Pct	FT-FTA	Pct	Reb	Avg	A	Bl	St	Pts	Avg
1968-69	25	243- 465	.523	-	-	117-156	.750	276	11.0	31	-	-	603	24.1
1969-70	27	317- 568	.558	-	-	180-217	.829	323	12.0	60	-	-	814	30.1
1970-71	32	314- 691	.454	-	-	187-241	.776	356	11.1	50	-	-	815	25.5
Total	84	874-1724	.507	-	-	484-614	.788	955	11.4	141	-	-	2232	26.6

INDIVIDUAL/TEAM SUCCESS RECORDS

Overall Wins

1. Duane Ferrell	1984-88	92
John Martinson	1984-88	92
3. Bruce Dalrymple	1983-87	88
Gregory White	1988-92	88
5. Malcom Mackey	1989-93	87
6. Brian Oliver	1986-90	86
Darryl Barnes	1989-94	86
8. Jack Mansell	1982-86	85
John Salley	1982-86	85
Mark Price	1982-86	85
Tom Hammonds	1985-89	85
Willie Reese	1985-89	85
Anthony Sherrod	1985-89	85
14. James Munlyn	1986-91	83
Craig Neal	1983-88	83

ACC Tournament Wins

1. Malcom Mackey	1989-93	7
2. Jack Mansell	1982-86	6
John Salley	1982-86	6
Mark Price	1982-86	6
5. Bruce Dalrymple	1983-87	5
Duane Ferrell	1984-88	5
Jack Martinson	1984-88	5
Drew Barry	1993-96	5
John Kelly	1993-96	5
Zachery Peacock	2006-10	5
Lance Storms	2007-11	5
Maurice Miller	2007-11	5
Antoine Ford	1984-87	5
Brad Sheehan	1984-87	5
<i>Several tied at 4</i>		

Overall Win Percentage

1. Johnny McNeil	1988-90	0.716
Karl Brown	1988-90	0.716
3. Antoine Ford	1984-87	0.714
4. Duane Ferrell	1984-88	0.708
John Martinson	1984-88	0.708
6. Dennis Scott	1987-90	0.707
7. Scott Petway	1983-85	0.703
Yvon Joseph	1983-85	0.703
9. Bruce Dalrymple	1983-87	0.693
10. Kenny Anderson	1989-91	0.692
11. Dave Boisvert	1987-88	0.688
12. Jack Mansell	1982-86	0.675
John Salley	1982-86	0.675
Mark Price	1982-86	0.675
15. Brian Oliver	1986-90	0.672

ACC Wins

1. John Kelly	1993-96	36
Drew Barry	1993-96	36
3. Duane Ferrell	1984-88	35
John Martinson	1984-88	35
5. Tom Hammonds	1985-89	34
Willie Reese	1985-89	34
Anthony Sherrod	1985-89	34
8. Bruce Dalrymple	1983-87	33
9. Craig Neal	1983-88	32
10. Brian Oliver	1986-90	31
Darryl Barnes	1989-94	31
Travis Best	1991-95	31
James Forrest	1991-95	31
Eddie Elisma	1993-97	31
<i>Seven tied at 30</i>		

ACC Win Percentage

1. Stephon Marbury	1995-96	0.813
Juan Garbino	1995-96	0.813
3. Bucky Hodge	1994-96	0.656
Ryan Murphy	1994-96	0.656
5. Antoine Ford	1984-87	0.643
6. Duane Ferrell	1984-88	0.625
John Martinson	1984-88	0.625
8. Tom Hammonds	1985-89	0.607
Willie Reese	1985-89	0.607
Anthony Sherrod	1985-89	0.607
11. Bruce Dalrymple	1983-87	0.589
12. CJ Williams	1993-96	0.583
13. Dennis Scott	1987-90	0.571
Johnny McNeil	1988-90	0.571
Karl Brown	1988-90	0.571

ACC Titles

1. Malcom Mackey	1989-93	2
Drew Barry	1993-96	2
John Kelly	1993-96	2
<i>Several tied at 1</i>		

NCAA Tournament Appearances

1. Duane Ferrell	1984-88	4
John Martinson	1984-88	4
Tom Hammonds	1985-89	4
Willie Reese	1985-89	4
Anthony Sherrod	1985-89	4
Brian Oliver	1986-90	4
James Munlyn	1986-91	4
Greg White	1988-92	4
Malcom Mackey	1989-93	4
<i>Several tied at 3</i>		

NCAA Tournament Wins

1. Greg White	1988-92	7
Malcom Mackey	1989-93	7
3. Duane Ferrell	1984-88	6
John Martinson	1984-88	6
James Munlyn	1986-91	6
<i>Several tied at 5</i>		


Sweet 16 Appearances

1. Greg White	1988-92	2
Malcom Mackey	1989-93	2
Jack Mansell	1982-86	2
John Salley	1982-86	2
Mark Price	1982-86	2
Bruce Dalrymple	1983-87	2
Duane Ferrell	1984-88	2
Jack Martinson	1984-88	2
Antoine Ford	1984-87	2
Darryl Barnes	1989-94	2

CAREER TOTALS OF ALL TECH PLAYERS SINCE 1979-80

Years	Name	G	MP	FG	FGA	Pct	3P-3PA	Pct	FT	FTA	Pct	O- D	Reb	Avg	A	TO	Bl	St	Pts	Avg		
1984-85	Adams, Bud	3	12	0-	1	.000	0-	0	0.000	4-	6	.667	0-	0	0	0	0	1	0	4	1.3	
2006-09	Aminu, Alade	105	1786	300-	563	.533	0-	1	0.000	113-	189	.598	173-	305	478	4.6	53	118	105	66	713	6.8
1989-91	Anderson, Kenny	65	2488	561-	1185	.43	113-	302	.374	262-	333	.787	113-	251	364	5.6	454	252	5	168	1497	23.0
2007-09	Anderson, Ty	10	27	3-	8	.375	0-	3	0.000	0-	2	0.000	3-	1	4	0.4	0	3	0	1	6	0.6
1998-02	Akins, Tony	122	3969	529-	1369	.386	301-	812	.371	299-	396	.755	80-	355	435	3.6	561	404	3	173	1658	13.6
1996-01	Babul, Jon	100	2153	140-	382	.366	15-	67	.223	133-	207	.643	188-	214	402	4.0	108	137	38	48	428	4.3
1990-94	Balanis, Rod	34	95	13-	31	.419	1-	9	.111	7-	9	.778	5-	11	16	0.5	11	11	1	0	34	1.0
1993-95	Barbic, Yann	23	152	19-	48	.396	5-	19	.263	8-	13	.615	12-	17	29	1.3	16	26	0	7	51	2.2
1989-94	Barnes, Darryl	63	365	37-	84	.440	0-	0	0.000	13-	26	.500	21-	58	79	1.3	10	23	33	4	87	1.4
1992-96	Barry, Drew	117	3910	409-	915	.447	179-	485	.369	256-	329	.778	76-	406	482	4.1	724	366	41	193	1253	10.7
1990-92	Barry, Jon	65	2319	381-	873	.436	176-	474	.371	142-	201	.706	63-	199	262	4.0	317	188	24	124	1080	16.6
2006-10	Bell, D'Andre	124	2349	214-	505	.424	33-	101	.327	121-	165	.733	73-	159	232	1.9	163	171	31	123	582	4.7
1991-95	Best, Travis	124	4504	703-	1540	.456	258-	656	.393	393-	486	.809	66-	316	382	3.1	692	324	15	217	2057	16.6
1987-88	Boisvert, Dave	9	27	4-	10	.400	0-	0	0.000	0-	3	.000	0-	12	12	1.3	4	0	0	1	8	0.9
2012-15	Bolden, Chris	86	1997	209-	591	.354	97-	312	.311	45-	67	.672	24-	60	184	2.1	102	100	10	59	560	6.5
2002-03	Bosh, Chris	31	960	168-	300	.560	22-	46	.478	127-	174	.730	95-	183	278	9.0	38	72	67	30	485	15.6
1981-83	Bradford, Maurice	51	582	147-	310	.474	0-	1	0.000	89-	158	.563	-	-	214	4.2	96	78	10	23	383	7.5
1994-97	Brennan, Bryan	31	49	6-	24	.250	2-	8	.250	5-	8	.625	3-	4	7	0.2	3	3	0	5	19	0.6
1988-89	Brittan, Maurice	32	653	60-	97	.619	0-	0	0.000	23-	31	.742	-	-	146	4.6	43	0	16	10	143	4.5
2001-04	Brooks, Robert	111	1287	100-	217	.461	0-	0	0.000	44-	74	.594	97-	191	288	2.6	56	78	52	55	244	2.2
1988-90	Brown, Karl	67	1643	64-	187	.342	18-	62	.290	90-	133	.677	14-	97	111	1.7	233	47	3	69	236	3.5
2004-05	Bynum, Will	62	1489	220-	545	.404	83-	255	.325	165-	216	.764	28-	117	145	2.3	154	132	1	60	688	11.1
1981-84	Byrd, Anthony	79	920	248-	481	.516	23-	57	.000	96-	125	.768	-	-	169	2.1	85	35	7	65	615	7.8
2006-09	Cage, Gary	10	33	1-	3	.333	1-	2	5.000	2-	3	.667	0-	1	1	0.1	5	3	0	1	5	0.5
1985-86	Carr, Michael	7	22	3-	6	.500	0-	0	0.000	1-	2	.500	0-	3	3	0.6	1	0	0	0	7	1.4
2013-14	Carter, Jr., Robert	54	1433	221-	485	.456	32-	117	.274	95-	149	.638	103-	298	401	7.4	56	91	57	39	569	10.5
1996-97	Cassidy, Omar	7	24	0-	2	.000	0-	2	0.000	1-	1	.000	0-	0	0	0.0	6	4	0	2	0	0.0
2007-08	Causey, Matt	30	538	72-	121	.421	36-	85	.424	37-	49	.755	8-	37	45	1.5	111	72	1	29	217	7.2
1987-88	Christian, Michael	9	159	15-	42	.357	7-	13	.538	4-	7	.571	-	-	22	2.4	25	0	2	3	41	4.6
2006-09	Clinch, Lewis	93	2420	377-	928	.406	176-	481	.366	118-	177	.667	71-	167	238	2.6	175	191	9	66	1048	11.3
1980-82	Cole, Dave	28	164	21-	47	.447	0-	0	0.000	22-	38	.579	-	-	44	1.6	2	27	4	2	64	2.3
1998-00	Collier, Jason	55	1824	331-	723	.458	63-	174	.362	214-	294	.728	129-	329	458	8.3	85	184	67	38	939	17.1
2014-15	Cox, Demarco	31	826	116-	229	.507	0-	0	0.000	40-	81	.494	76-	112	188	6.1	19	44	28	14	272	8.8
2009-12	Craig, Derek	23	80	8-	26	.308	3-	17	.176	2-	2	1.000	1-	8	9	0.4	6	8	0	4	21	0.9
2006-07	Crittenton, Javaris	32	1003	158-	351	.450	36-	101	.356	108-	138	.783	28-	91	119	3.7	184	124	2	65	460	14.4
1997-98	Culbreth, Bert	5	19	2-	9	.222	1-	6	.167	0-	0	.000	0-	3	3	0.6	0	1	1	0	5	1.0
1983-87	Dalrymple, Bruce	126	4331	614-	1269	.484	12-	45	.267	348-	488	.713	-	-	744	5.9	446	-	13	227	1588	12.6
2005-07	Dickey, Ra'Sean	89	1806	301-	501	.601	1-	4	25.0	172-	247	.696	149-	304	453	5.1	52	183	96	60	775	8.7
2008-09	Dieng, Bassirou	9	58	4-	5	.800	1-	1	1.000	2-	5	.400	3-	9	12	1.3	1	6	3	1	11	1.2
1988-91	Domalik, Brian	57	409	28-	88	.318	22-	64	.344	15-	29	.517	7-	17	24	0.4	43	34	0	8	93	1.6
2002-05	Elder, B.J.	122	3130	587-	1376	.427	222-	600	.370	220-	293	.751	127-	176	303	2.5	196	216	12	106	1616	13.2
1993-97	Elisma, Eddie	122	3200	368-	669	.550	2-	5	40.0	166-	281	.591	342-	423	765	6.3	91	182	180	90	904	7.4
2001-03	Ewing, David	13	17	2-	4	.500	0-	0	0.000	0-	0	.000	0-	4	4	0.3	0	1	0	0	4	0.3
2009-10	Favors, Derrick	36	989	179-	293	.611	0-	1	0.000	90-	143	.629	108-	195	303	8.4	37	90	74	32	448	12.4
2007-08	Faye, Mouhammad	35	416	51-	131	.389	10-	45	.222	17-	36	.472	35-	51	86	2.5	26	42	14	21	129	3.7
1999-01	Fein, Shaun	60	1792	249-	449	.554	140-	368	.380	86-	126	.683	41-	149	190	3.2	168	101	7	57	718	12.0
1984-88	Ferrell, Duane	127	3999	720-	1340	.537	10-	29	.345	368-	502	.733	-	-	680	5.4	289	0	52	119	1818	14.3
1996-00	Floyd, Jason	121	2808	363-	932	.389	169-	522	.324	120-	155	.774	152-	225	377	3.1	150	184	34	79	1015	8.4
1984-87	Ford, Antoine	98	1735	109-	239	.456	0-	0	0.000	63-	96	.656	-	-	276	2.8	50	0	87	18	281	2.9
2009-12	Foreman, Nick	106	928	49-	115	.426	19-	49	.388	27-	39	.692	38-	58	96	0.9	34	25	10	32	144	1.4
1991-95	Forrest, James	114	3375	812-	1614	.503	3-	18	.167	351-	507	.692	268-	578	846	7.4	181	236	88	115	1978	17.4
2005-06	Fredrick, Zam	47	934	121-	310	.390	33-	105	.314	54-	75	.720	17-	66	83	1.8	125	107	3	28	329	7.0
1990-93	Gaddy, James	17	43	6-	19	.316	1-	2	0.000	0-	0	.000	5-	4	9	0.5	7	4	0	3	13	0.8
1981-82	Gardner, Scott	11	-	2-	5	.400	0-	0	0.000	0-	3	.000	0-	3	3	0.3	0	2	0	0	4	0.4
1995-96	Gaston, Juan	35	351	50-	110	.455	5-	16	.313	22-	38	.579	35-	43	78	2.2	12	18	3	21	127	3.6
1990-92	Geiger, Matt	62	1683	295-	507	.582	0-	5	0.000	133-	192	.693	164-	262	426	6.9	63	122	94	30	723	11.7
1990-91	Gemberling, Brian	4	8	3-	7	.429	0-	1	0.000	0-	0	.000	2-	3	5	1.3	0	1	0	0	6	1.5
2012-16	Georges-Hunt, Marcus	130	4017	569-	1314	.433	122-	371	.329	468-	625	.749	200-	380	580	4.5	287	221	28	121	1728	13.3
1997-98	Glover, Dion	33	1163	222-	503	.441	45-	166	.271	119-	186	.640	73-	93	166	5.0	86	119	8	70	608	18.4
2013-14	Golden, Trae	31	944	123-	310	.397	46-	142	.324	119-	152	.783	14-	66	80	2.6	97	62	2	14	411	13.3
1980-82	Goza, Lee	53	828	176-	284	.620	0-	0	0.000	94-	144	.653	-	-	285	5.4	52	134	20	12	446	8.4
1979-81	Hall, Fred	41	859	147-	365	.403	0-	0	0.000	54-	86	.628	-	-	117	2.9	29	86	8	23	348	8.5
1985-89	Hammonds, Tom	123	4387	853-	1506	.566	1-	3	.333	374-	467	.801	-	-	885	7.2	169	0	72	59	2081	16.9
1991-95	Harlicka, Todd	45	116	10-	45	.222	5-	27	.185	4-	4	1.000	7-	6	13	0.3	8	17	2	13	29	0.7
1994-98	Harpring, Matt	124	4506	753-	1621	.465	211-	585	.361	508-	675	.753	395-	602	997	8.0	289	356	29	178	2225	17.9
2000-01	Harpring, Patrick	8	14	1-	7	.143	1-	2	5.000	0-	0	.000	1-	1	2	0.2	0	1	0	1	3	0.4
2016-17	Harris, Norman	3	6	1																		

CAREER TOTALS OF ALL TECH PLAYERS SINCE 1979-80



Years	Name	G	MP	FG	FGA	Pct	3P-3PA	Pct	FT	FTA	Pct	O-	D	Reb	Avg	A	TO	Bl	St	Pts	Avg	
2001-04	Lewis, Marvin	130	3664	468	1113	.420	239-623	.384	221-	263	.840	170-	301	471	3.6	221	195	19	127	1396	10.7	
1980-82	Lyon, Stu	48	909	109	242	.450	0-	0	.000	48-	61	.787	-	-	79	1.6	80	118	3	25	266	5.5
1996-98	Machado, Pablo	48	397	29	58	.500	0-	0	.000	24-	46	.522	28-	40	68	1.4	24	28	14	6	82	1.7
1989-93	Mackey, Malcolm	130	4141	709	1300	.545	0-	3	.000	318-	512	.621	476-	729	1205	9.3	141	265	199	60	1736	13.4
1994-98	Maddox, Michael	126	3639	496	1079	.460	133-353	.377	178-	277	.643	232-	455	687	5.5	172	251	93	102	1303	10.3	
1979-80	Mann, John	26	899	50	107	.467	0-	0	.000	10-	20	.500	-	-	84	3.2	41	43	4	30	110	4.2
1982-86	Mansell, Jack	68	329	29	83	.349	0-	2	.000	24-	32	.750	-	-	71	1.0	11	0	10	11	82	1.2
1995-96	Marbury, Stephon	32	1345	235	514	.457	88-238	.370	121-	164	.738	34-	79	113	3.1	161	115	4	63	679	18.9	
1984-88	Martinson, John	50	173	9	23	.391	0-	2	.000	22-	35	.629	-	-	9	0.2	16	0	0	11	40	0.8
2016-17	Matthews, Christian	15	110	15	39	.385	6-14	.429	15-	20	.750	2-	7	9	0.6	4	6	3	3	51	3.4	
2016-17	McCormick, Kellen	24	113	12	16	.750	11-15	.733	0-	0	.000	1-	7	8	0.3	3	5	0	2	35	1.5	
2002-05	McHenry, Anthony	130	2076	144	367	.392	25-117	.214	54-	97	.557	96-	211	307	2.4	159	131	95	110	367	2.8	
1988-90	McNeil, Johnny	67	1567	143	265	.540	0-	0	.000	101-	137	.737	63-	293	356	5.3	53	30	19	29	387	5.8
1996-98	Medlock, Jan	21	49	5	10	.500	0-	0	.000	5-	6	.833	3-	6	9	0.4	5	7	4	1	15	0.7
2016-17	Medlock, Shaheed	3	6	1	3	.333	0-	0	.000	0-	0	.000	0-	1	1	0.3	0	0	0	0	2	0.7
2011-14	Miller, Daniel	126	3627	423	803	.527	0-	1	.000	161-	257	.626	262-	559	821	6.5	183	186	286	125	1007	8.0
2008-11	Miller, Maurice (Moe)	115	2279	201	530	.379	69-225	.307	221-	268	.787	52-	190	242	2.1	342	232	7	130	682	5.9	
1982-83	Mills, David	14	54	5	8	.625	4-6	.000	3-	4	.750	-	-	5	0.4	6	0	0	1	17	1.2	
2014-16	Mitchell, Charles	67	1586	278	535	.520	0-	0	.000	111-	178	.624	247-	340	567	8.5	33	128	28	33	667	10.0
2000-04	Moore, Clarence	103	2058	236	553	.427	64-178	.360	124-	187	.663	168-	297	465	4.5	146	153	57	116	660	6.4	
1992-94	Moore, Martice	56	1585	228	538	.424	56-159	.000	61-	88	.693	85-	174	259	4.6	117	128	28	54	573	10.2	
2011-12	Moore, McPherson	10	19	3	6	.500	2-3	.667	0-	0	.000	2-	1	3	0.3	1	2	1	2	8	0.8	
2011-14	Morris, Jason	89	1651	185	507	.365	66-196	.337	79-	115	.687	61-	172	233	2.6	60	123	26	45	515	5.8	
1996-97	Morris, Kevin	27	781	54	197	.274	36-131	.275	15-	25	.600	15-	43	58	2.1	85	67	2	43	159	5.9	
2005-08	Morrow, Anthony	123	2906	473	1082	.437	258-613	.421	196-	226	.867	152-	251	403	3.3	119	140	26	99	1400	11.4	
2002-05	Muhammad, Isma'il	126	2512	388	796	.487	11-44	.250	192-	390	.492	208-	324	532	4.2	182	228	33	129	979	7.8	
1986-91	Munlyn, James	103	966	81	210	.386	0-	0	.000	49-	92	.533	25-	202	227	2.2	30	11	45	31	211	2.0
1994-96	Murphy, Ryan	22	51	10	26	.385	4-13	.308	2-	3	.667	5-	2	7	0.3	9	3	1	2	26	1.2	
1983-88	Neal, Craig	127	3095	289	636	.454	66-170	.388	174-	228	.763	-	-	197	1.6	659	0	22	127	818	6.4	
1979-82	Neal, Steve	40	322	20	56	.357	0-	0	.000	16-	29	.552	-	-	60	1.5	8	33	4	3	56	1.4
1998-02	Neal, Winston	24	39	3	17	.176	0-	5	.000	1-	4	.250	3-	5	8	0.3	2	3	0	0	7	0.3
2002-04	Nelson, David	26	45	4	10	.400	2-5	.400	1-	2	.500	0-	2	2	0.1	5	10	0	2	11	0.4	
2001-03	Nelson, Ed	62	1575	196	439	.446	0-	8	.000	122-	194	.629	142-	276	418	6.7	43	106	33	52	514	8.3
1980-81	New, David	16	155	3	13	.231	0-	0	.000	6-	8	.750	-	-	10	0.6	4	12	1	2	12	0.8
1990-94	Newbill, Ivano	123	2441	186	367	.507	0-	6	.000	102-	219	.466	249-	405	654	5.3	123	151	82	56	474	3.9
1979-80	Nidiffer, Toby	7	23	1	3	.333	0-	0	.000	0-	0	.000	-	-	2	0.3	0	0	0	0	2	0.3
1979-80	Noyes, Rob	22	514	24	66	.364	0-	0	.000	26-	45	.578	-	-	79	3.6	30	32	2	13	74	3.4
2003-04	Nyström, Jim	21	101	16	34	.471	8-24	.333	2-	4	.500	2-	5	7	0.3	7	0	0	5	42	2.0	
1979-80	O'Brien, Kerry	26	848	80	138	.580	0-	0	.000	14-	25	.560	-	-	47	1.8	78	52	5	28	174	6.7
1986-90	Oliver, Brian	127	4425	680	1317	.516	105-273	.385	383-	516	.742	82-	531	613	4.8	538	97	9	140	1848	14.6	
2010-11	Oliver, Brian	58	1211	172	457	.376	99-292	.339	41-	53	.774	58-	108	166	2.9	63	73	16	24	484	8.3	
1980-81	Patterson, Bill	2	30	8	20	.400	0-	0	.000	1-	1	1.000	-	-	2	1.0	1	4	0	2	17	8.5
1982-83	Pearson, Danny	28	857	89	176	.506	0-	0	.000	61-	87	.701	-	-	145	5.2	45	0	10	15	239	8.5
1979-80	Peck, Steve	20	168	8	30	.267	0-	0	.000	8-	12	.667	-	-	23	1.2	5	22	0	3	24	1.2
2007-10	Peacock, Zachery	122	2660	384	804	.478	48-144	.333	193-	262	.737	188-	293	481	3.9	109	182	51	110	1009	8.3	
1997-00	Perry, Kyle	14	22	2	4	.500	0-	0	.000	1-	3	.333	0-	1	1	0.1	2	4	0	1	5	0.4
1983-85	Petway, Scott	64	1393	92	202	.455	0-	0	.000	50-	70	.714	-	-	166	2.6	126	0	5	45	234	3.7
2013-14	Poole, Jr., Stacey	41	327	38	104	.365	5-24	.208	28-	44	.636	12-	38	50	1.2	16	21	2	9	109	2.7	
2013-14	Poole, Solomon	35	435	47	131	.359	26-81	.321	7-	15	.467	6-	24	30	0.9	50	61	2	10	127	3.6	
1998-99	Prentice, Jason	6	6	1	3	.333	0-	0	.000	0-	1	.000	0-	1	1	0.2	1	0	0	0	2	0.3
2016-17	Price, Jordan	15	43	2	14	.143	1-10	.100	0-	0	.000	0-	7	7	0.5	1	0	2	1	5	0.3	
1982-86	Price, Mark	126	4604	848	1740	.487	73-166	.440	424-	499	.850	-	-	331	2.6	510	-	11	240	2193	17.4	
2012-13	Reed, Brandon	61	1293	134	385	.348	62-195	.318	61-	88	.693	21-	156	177	2.9	75	84	3	37	391	6.4	
1985-89	Reese, Willie	49	161	24	48	.500	0-	0	.000	22-	36	.611	-	-	44	0.9	3	0	15	4	70	1.4
2010-12	Rice, Jr., Glen	87	2156	316	727	.435	100-289	.346	129-	211	.611	143-	278	421	4.8	185	162	47	111	861	9.9	
2014-17	Rowland, Rand	15	31	1	4	.250	0-	0	.000	0-	0	.000	3-	1	4	0.3	2	4	0	0	2	0.1
2012-13	Royal, Julian	54	637	67	164	.409	13-43	.302	26-	35	.743	48-	55	103	1.9	21	41	14	15	173	3.2	
1982-86	Salley, John	125	4197	595	1013	.587	0-	0	.000	397-	627	.633	-	-	798	6.4	319	0	243	97	1587	12.7
2014-15	Sampson, Robert	31	664	63	160	.394	12-52	.231	32-	59	.542	66-	134	200	6.5	17	40	25	19	170	5.5	
1995-97	Saunders, Gary	57	1423	182	415	.439	46-150	.307	72-	109	.661	63-	73	136	2.4	92	103	16	48	482	8.5	
2002-05	Schenscher, Luke	119	2546	359	662	.542	2-5	4.00	153-	242	.632	232-	408	640	5.4	95	198	157	68	873	7.3	
1987-90	Scott, Dennis	99	3686	744	1645	.452	351-831	.000	276-	355	.777	65-	458	523	5.3	285	90	51	150	2115	21.4	
1979-81	Shaw, Steve	51	889	44	113	.389	0-	0	.000	30-	61	.492	-	-	125	2.5	21	71	4	8	118	2.3
1985-89	Sherrod, Anthony	97	1029	134	292	.459	4-19	.211	46-	63	.730	-	-	203	2.1	58	0	4	22	318	3.3	
2009-11	Shumpert, Iman	92	2877	387	977	.396	111-364	.305	281-	381	.738	103-	310	413	4.5	382	280	17	207	1166	12.7	
2015-16	Smith, Adam	36	1098	185	455	.407	109-263	.414	61-	76	.803	12-	70	82	2.3	69	44	1	15	540	15.0	
2005-08	Smith, Jeremis	106	2679	343	645	.532	7-32	.219	259-	452	.573	263-	445	708	6.7	174	178					

HISTORY

All-Americans/National Honors	76
ACC/Conference Honors	77
Players in the NBA	78
Tech and International Basketball	79
Georgia Tech Hall of Fame/Retired Jerseys	80
Year-by-Year At-A-Glance	81
Tech's ACC Tournament History	82-83
Tech's NCAA Tournament / NIT History	84-89
Tech in Regular-Season Tournament Events	90-91
Letterwinners All-Time	92
Numerical Roster All-Time	93
Starting Lineups	94-95
Coaching History	95
Year-by-Year Results	96-108
Tech vs. No. 1	109
Tech in the National Rankings	110
Tech vs. the Conferences	111
Series History vs. All Opponents	112-125
Tech in Overtime	126
Miscellaneous History	126-127

ALL-AMERICANS

Roger Kaiser, G

- 1960 Look/USBWA (1st)
The Sporting News (2nd)
- 1961* Associated Press (1st)
United Press Int'l (1st)
NEA (1st)
The Sporting News (1st)
Look/USBWA (1st)
NABC (2nd)

Rich Yunkus, C

- 1970 Associated Press (3rd)
United Press Int'l (3rd)
The Sporting News (HM)
- 1971 NABC (2nd)
The Sporting News (HM)

Tico Brown, G

- 1977 The Sporting News (HM)
- 1978 The Sporting News (HM)
- 1979 The Sporting News (HM)

Sammy Drummer, F

- 1978 The Sporting News (HM)
- 1979 The Sporting News (HM)

Brook Steppe, F

- 1980 The Sporting News (HM)

Mark Price, G

- 1983 The Sporting News (HM)
- 1984 United Press Int'l (3rd)
Basketball Weekly (3rd)
The Sporting News (HM)
- 1985# ESPN (1st)
NBC-TV (1st)
Associated Press (2nd)
Kodak (2nd)
United Press Int'l (3rd)
Basketball Weekly (3rd)
The Sporting News (HM)
- 1986 Wooden (1st)
NABC (2nd)
Basketball Weekly (2nd)
Associated Press (3rd)
United Press Int'l (3rd)
The Sporting News (HM)

John Salley, C

- 1985 The Sporting News (HM)
- 1986 NABC (2nd)
Associated Press (HM)
United Press Int'l (HM)

Duane Ferrell, F

- 1986 The Sporting News (HM)
- 1987 The Sporting News (HM)
- 1988 The Sporting News (HM)

Tom Hammonds, F

- 1986 The Sporting News (HM)
- 1987 The Sporting News (HM)
- 1988 The Sporting News (HM)
- 1989 The Sporting News (HM)
NABC (3rd)
Basketball Times (3rd)

Brian Oliver, G

- 1989 The Sporting News (HM)
- 1990 Associated Press (HM)
United Press Int'l (HM)
The Sporting News (HM)

Dennis Scott, F

- 1989 Sporting News (HM)
- 1990# The Sporting News (1st)
USBWA (1st)
Naismith (1st)
The National (1st)
Associated Press (2nd)
United Press Int'l (2nd)
Wooden (2nd)
Scripps Howard (2nd)
NABC (3rd)

Kenny Anderson, G

- 1990 The Sporting News (2nd)
Wooden (2nd)
NABC (2nd)
Associated Press (3rd)
United Press Int'l (HM)
- 1991* Associated Press (1st)
United Press Int'l (1st)
USBWA (1st)
NABC (1st)
The Sporting News (2nd)
Basketball Times (1st)
Basketball Weekly (1st)
Naismith (1st)
Wooden (1st)

Malcolm Mackey, F

- 1993 United Press Int'l (HM)

James Forrest, F

- 1993 Associated Press (HM)
- 1994 Associated Press (HM)

Travis Best, G

- 1994 Scripps-Howard (HM)
- 1995 Basketball Weekly (2nd)

Stephon Marbury, G

- 1996 Associated Press (3rd)
College Sports (3rd)
Wooden (3rd)

Matt Harpring, F

- 1997 The Sporting News (HM)
- 1998 Basketball America (1st)
Dick Vitale (1st)
USBWA (2nd)
Basketball Weekly (2nd)
Basketball News (2nd)
Associated Press (3rd)
Basketball Times (3rd)

B.J. Elder, G

- 2004 Associated Press (HM)

Jarrett Jack, G

- 2005 Associated Press (HM)
SI.com (HM)
Rivals.com (3rd)

* Consensus first-team selection

Consensus second-team selection



Academic All-America

- 1964 Jim Caldwell, C (2nd)
- 1969 Rich Yunkus, C
- 1970 Rich Yunkus, C
- 1971 Rich Yunkus, C
- 1997 Matt Harpring, F (2nd)
- 1998 Matt Harpring, F (1st)

Academic All-District III

- 1996 Matt Harpring, F
- 1997 Matt Harpring, F
- 1998 Matt Harpring, F
- 2004 Marvin Lewis, G

NCAA Postgraduate Scholarship

- 1998 Matt Harpring, F

NATIONAL/REGIONAL HONORS

James Naismith Award

- 1986 Mark Price (finalist)
John Salley (nominated)
- 1987 Bruce Dalrymple (finalist)
- 1990 Dennis Scott (Player of the Year)
- 1994 Travis Best (nominated)
James Forrest (nominated)
- 1997 Matt Harpring (nominated)
- 1997 Matt Harpring (finalist)
- 1998 Matt Harpring (finalist)

- 1993 Travis Best
- 1996 Stephon Marbury (1st)
- 1998 Matt Harpring (1st)
Dion Glover (1st)
- 2003 Chris Bosh (1st)
- 2004 B.J. Elder (1st)
- 2005 Jarrett Jack (1st)
- 2017 Ben Lammers

John Wooden Award

- 1986 Mark Price (finalist)
John Salley (nominated)
- 1989 Tom Hammonds (finalist)
- 1990 Dennis Scott (finalist)
Kenny Anderson (finalist)
- 1994 Travis Best (nominated)
James Forrest (nominated)
- 1997 Matt Harpring (nominated)
- 1997 Matt Harpring (finalist)
- 1998 Matt Harpring (finalist)
- 2004 B.J. Elder (semi-finalist)

National Player of the Year

- 1990 Dennis Scott (The Sporting News)

NABC All-District

- 1988 Tom Hammonds (1st)
Duane Ferrell (2nd)
- 1989 Tom Hammonds (1st)
- 1990 Kenny Anderson (1st)
Dennis Scott (1st)
Brian Oliver (2nd)
- 1993 James Forrest (2nd)
Malcolm Mackey (2nd)
- 1994 Travis Best (1st)
James Forrest (2nd)
- 1995 Travis Best (1st)
- 1996 Stephon Marbury (1st)
- 1998 Matt Harpring (1st)
- 2001 Alvin Jones (2nd)
- 2003 Chris Bosh (1st)
- 2004 B.J. Elder (2nd)
- 2010 Gani Lawal (1st)

Basketball Times All-South

- 2005 Jarrett Jack (1st)

National Freshman of the Year

- 1990 Kenny Anderson (UPI,
Basketball Times, Scripps Howard)

Freshman All-America

- 1992 James Forrest
(Basketball Times, 1st)
- 1993 Marlice Moore
(Basketball Times, 3rd)
- 1995 Matt Harpring
(Basketball Weekly, 2nd)
- 1996 Stephon Marbury
(Basketball Weekly, 1st)
- 2003 Chris Bosh (USBWA, 1st)
- 2007 Javaris Crittenton (College Insider)
- 2010 Derrick Favors (Sporting News)

NABC Silver Anniversary Award

- 1986 Roger Kaiser

NCAA Silver Anniversary Award

- 1978 Pete Silas
- 1986 Roger Kaiser

National Coach of the Year

- 1985 Bobby Cremins
(CBS-TV, Chevrolet, NBC-TV
Al McGuire, Basketball Times)
- 1990 Bobby Cremins (Naismith)
- 2004 Paul Hewitt
(Fritz Pollard Award/BCA)

NABC District Coach of the Year

- 1988 Bobby Cremins
- 2001 Paul Hewitt
- 2017 Josh Pastner

USBWA All-District

- 1960 Roger Kaiser
- 1961 Roger Kaiser
- 1963 Jim Caldwell

ATLANTIC COAST CONFERENCE HONORS

ACC Player of the Year

1985	Mark Price, G (AP)
1990	Dennis Scott, F

ACC Coach of the Year

1983	Bobby Cremins
1985	Bobby Cremins
1996	Bobby Cremins
2001	Paul Hewitt
2017	Josh Pastner

ACC Rookie of the Year

1983	Mark Price, G
1984	Bruce Dalrymple, G
1985	Duane Ferrell, F
1986	Tom Hammonds, F
1988	Dennis Scott, G
1990	Kenny Anderson, G
1993	Martice Moore, G-F
1996	Stephon Marbury, G
2002	Ed Nelson, F
2003	Chris Bosh, F
2010	Derrick Favors, F

All-Atlantic Coast Conference

1982	Brook Steppe, G (2nd)
1983	Mark Price, G (2nd)
1984	Mark Price, G (1st)
1985	Mark Price, G (1st), John Salley, F (2nd)
1986	Mark Price, G (1st), John Salley, C (2nd), Bruce Dalrymple, G (2nd/AP)
1987	Duane Ferrell, F (2nd), Tom Hammonds, F (2nd/AP)
1988	Tom Hammonds, F (1st) Duane Ferrell, F (2nd), Craig Neal, G (3rd/AP)
1989	Tom Hammonds, F (1st) Brian Oliver, G (2nd), Dennis Scott, G (3rd/AP)
1990	Dennis Scott, F (1st*), Kenny Anderson, G (1st), Brian Oliver, G (2nd) *unanimous
1991	Kenny Anderson, G (1st), Malcolm Mackey, F (2nd)
1992	Jon Barry, G (3rd), Malcolm Mackey, F (3rd)
1993	Travis Best, G (3rd)
1994	James Forrest, F (1st), Travis Best, G (2nd)
1995	Travis Best, G (2nd), James Forrest, F (3rd)
1996	Matt Harpring, F (1st), Stephon Marbury, G (1st), Drew Barry, G (2nd)
1997	Matt Harpring, F (1st)
1998	Matt Harpring, F (1st)
1999	Jason Collier, F (2nd)
2000	Jason Collier, F (2nd)
2001	Alvin Jones, C (1st)
2002	Tony Akins, G (2nd)
2003	Chris Bosh, F (2nd), B.J. Elder, G (3rd)
2004	B.J. Elder, G (2nd), Jarrett Jack, G (3rd)
2005	Jarrett Jack, G (2nd)
2007	Javaris Crittenton, G (3rd)
2009	Gani Lawal, F (3rd)
2010	Gani Lawal, F (3rd)
2011	Iman Shumpert, G (2nd)
2014	Daniel Miller, C (3rd media)
2016	Marcus Georges-Hunt, G (2nd coaches, 3rd media)
2017	Ben Lammers, C (2nd)

ACC All-Freshman Team

1993	Drew Barry, G (1st), Martice Moore, F (1st)
1995	Matt Harpring, F (1st)
1996	Stephon Marbury, G (1st)
1998	Dion Glover, G (1st), Alvin Jones, C (1st)
2001	Marvin Lewis, F (1st)
2002	Ed Nelson, F (1st), B.J. Elder, G (1st)
2003	Chris Bosh, F (1st)
2007	Javaris Crittenton, G (1st), Thaddeus Young, F (HM)
2010	Derrick Favors, F (1st)
2013	Robert Carter, Jr, F (coaches)
2017	Josh Okogie, G

ACC All-Defensive Team

2000	Alvin Jones, C
2001	Alvin Jones, C
2003	Chris Bosh, F
2011	Iman Shumpert, G
2013	Daniel Miller, C (media)
2014	Daniel Miller, C (media, coaches)
2017	Ben Lammers, C

Academic All-ACC Team

2011	Mfon Udofia
2012	Nate Hicks, Pierre Jordan
2013	Chris Bolden, Marcus Georges-Hunt
2014	Marcus Georges-Hunt, Trae Golden
2015	Tadic Jackson
2016	Tadic Jackson

Established in 2010-11

ACC Academic Honor Roll

1980	Kerry O'Brien
1982	Stu Lyons
1990	Greg White
1992	Rod Balanis, James Gaddy, Greg White
1993	Drew Barry
1994	Yann Barbic, Todd Harlicka, John Kelly
1995	Matt Harpring
1996	Drew Barry, Matt Harpring, John Kelly
1997	Matt Harpring, Jon Babul
1998	Matt Harpring
1999	Jon Babul
2000	Jon Babul
2001	Marvin Lewis
2003	Marvin Lewis
2004	Keith Jones, Marvin Lewis, David Nelson
2006	Gary Cage, Mario West
2008	Gary Cage
2010	D'Andre Bell, Daniel Miller, Sam Shew
2011	Nate Hicks, Mfon Udofia
2012	Derek Craig, Nate Hicks, Pierre Jordan, McPherson Moore
2013	Brooks Doyle, Colin Gurry, Pierre Jordan
2014	Brooks Doyle, Marcus Georges-Hunt
2015	Brooks Doyle, Tadic Jackson, Patrick Lamar, Rand Rowland
2016	Rand Rowland
2017	Norman Harris, Josh Heath, Kellen McCormick, Jodan Price, Rand Rowland, Quinton Stephens

Weaver-James-Corrigan ACC Postgraduate Scholarship

1998	Matt Harpring
2004	Marvin Lewis

All Metro-Conference

1977	Tico Brown, G (1st) Jim Wood, C (2nd) Lenny Horton, F (All-Freshman)
1978	Sammy Drummer, F (1st), Tico Brown, G (2nd), Lenny Horton, F (HM)

Metro Conference Coach of the Year

1977	Dwane Morrison
------	----------------

Academic All-Metro Conference

1976	Mike Bottorff, G
------	------------------

All-Southeastern Conference Tournament

1936	Burtz Boulware, G (2nd)
1937	Bo Johnston, C (1st) Bill Jordan, F (2nd)
1938	Bill Jordan, F (1st) Bo Johnston, C (2nd) Junior Anderson, G (2nd) Fletcher Sims, G (2nd)
1943	Herb Bergman, G (2nd)
1944	Wes Paxson, F (1st) Frank Broyles, G (2nd)
1945	Billy Williams, F (2nd) Frank Broyles, G (2nd)
1947	Frank Broyles, G (2nd)
1948	Jim Nolan, C (1st) Colin Anderson, G (2nd)
1952	Pete Silas, G (2nd)

Served as All-SEC team from 1933-48

All-Southeastern Conference

1945	Frank Broyles, G (1st) Durand Holliday, F (2nd)
1949	Jim Nolan, C (2nd/AP) Colin Anderson, G (3rd/AP)
1950	Colin Anderson, G (1st/AP)
1951	Pete Silas, G (3rd/AP)
1953	Pete Silas, G (1st/AP)
1955	Joe Helms, G (3rd/AP)
1956	Bobby Kimmel, G (3rd/AP)
1957	Bobby Kimmel, G (3rd/AP, 2nd/C)
1958	Terry Randall, G (2nd/AP, 2nd/C) Bud Blemker, G (2nd/AP, 1st/C) Dave Denton, F (3rd/AP)
1959	Terry Randall, G (2nd/AP) Bud Blemker, G (2nd/AP, 1st/C)
1960	Dave Denton, C (1st/AP, 1st/C) Roger Kaiser, G (1st/AP, 1st/C)
1961	Roger Kaiser, G (1st/AP, 1st/C)
1963	Jim Caldwell, C (2nd/AP, 1st/C) Mike Tomasovich, F (3rd/AP)
1964	Jim Caldwell, C (2nd/AP, 1st/C) R.D. Craddock, G (2nd/AP, 1st/C)

by Associated Press, Coaches

Academic All-SEC

1962	Alan Nass, C (1st)
1963	Jim Caldwell, C (1st) Ron Scharf, F (2nd) Alan Nass, C (2nd)
1964	Jim Caldwell, C (1st) R.D. Craddock, G (2nd) Ron Scharf, F (HM) Bill Eidson, G (HM)

HISTORY

TECH PLAYERS IN THE NBA

Alade Aminu

Miami Heat (2010)

Kenny Anderson

New Jersey Nets (1991-95)
Charlotte Hornets (1996)
Portland Trailblazers (1997-98)
Boston Celtics (1998-2002)
Seattle SuperSonics (2003)
New Orleans Hornets (2003)
Indiana Pacers (2004)
Atlanta Hawks (2005)
Los Angeles Clippers (2005)

Drew Barry

Atlanta Hawks (1998)
Seattle SuperSonics (1999-2000)
Golden State Warriors (2000)
Atlanta Hawks (2000)

Jon Barry

Milwaukee Bucks (1992-95)
Golden State Warriors (1996)
Atlanta Hawks (1997)
Los Angeles Lakers (1998)
Sacramento Kings (1999-2001)
Detroit Pistons (2002-2003)
Denver Nuggets (2004)
Atlanta Hawks (2005)
Houston Rockets (2005-06)

Travis Best

Indiana Pacers (1996-2002)
Chicago Bulls (2002)
Miami Heat (2003)
Dallas Mavericks (2004)
New Jersey Nets (2005)

Chris Bosh

Toronto Raptors (2004-10)
Miami Heat (2011-16)

Will Bynum

Golden State Warriors (2006)
Detroit Pistons (2009-14)
Washington Wizards (2015)

Jim Caldwell

New York Knicks (1967-68)
New Jersey Americans (1967-68)
Kentucky Colonels (1968-69)

Jason Collier

Houston Rockets (2001-03)
Atlanta Hawks (2004-05)

Javaris Crittenton

Los Angeles Lakers (2008)
Memphis Grizzlies (2008-09)
Washington Wizards (2009-10)

Derrick Favors

New Jersey Nets/Utah Jazz (2011-12)
Utah Jazz (2012-17)

Duane Ferrell

Atlanta Hawks (1989-94)
Indiana Pacers (1995-97)
Golden State Warriors (1998-99)

Matt Geiger

Miami Heat (1993-95)
Charlotte Hornets (1996-98)
Philadelphia 76ers (1999-2002)

Marcus Georges-Hunt

Miami Heat (2017)
Orlando Magic (2017)

Dion Glover

Atlanta Hawks (2000-04)
Toronto Raptors (2004)
San Antonio Spurs (2005)

Tom Hammonds

Washington Bullets (1990-92)
Charlotte Hornets (1992)
Denver Nuggets (1993-97)
Minnesota Timberwolves (1998-2001)

Matt Harpring

Orlando Magic (1999-2000)
Cleveland Cavaliers (2001)
Philadelphia 76ers (2002)
Utah Jazz (2003-09)

Jarrett Jack

Portland Trail Blazers (2006-08)
Indiana Pacers (2009)
Toronto Raptors (2010-11)
New Orleans Hornets (2011-12)
Golden State Warriors (2013)
Cleveland Cavaliers (2014)
Brooklyn Nets (2015-16)

Alvin Jones

Philadelphia 76ers (2002)

Gani Lawal

Phoenix Suns (2011)

Malcolm Mackey

Phoenix Suns (1994)

Stephon Marbury

Minnesota Timberwolves (1997-99)
New Jersey Nets (1999-2001)
Phoenix Suns (2002-04)
New York Knicks (2004-08)
Boston Celtics (2009)

Anthony Morrow

Golden State Warriors (2009-10)
New Jersey Nets (2011-12)
Atlanta Hawks (2013)
New Orleans Pelicans (2014)
Oklahoma City Thunder (2015-17)
Chicago Bulls (2017)

Craig Neal

Portland Trail Blazers (1988-89)
Miami Heat (1988-89)
Denver Nuggets (1990-91)

Ivano Newbill

Detroit Pistons (1995)
Atlanta Hawks (1997)
Vancouver Grizzlies (1998)

Jim Nolan

Philadelphia Warriors (1949-50)

Brian Oliver

Philadelphia 76ers (1991-92)
Atlanta Hawks (1998)

Mark Price

Cleveland Cavaliers (1987-95)
Washington Bullets (1996)
Golden State Warriors (1997-98)
Orlando Magic (1998)

Glen Rice, Jr.

Washington Wizards (2014-15)

John Salley

Detroit Pistons (1987-92)
Miami Heat (1993-95)
Toronto Raptors (1996)
Chicago Bulls (1996)
Los Angeles Lakers (2000)

Luke Schenscher

Chicago Bulls (2006)
Portland Trail Blazers (2007)

Dennis Scott

Orlando Magic (1991-97)
Dallas Mavericks (1998)
Phoenix Suns (1998)
New York Knicks (1999)
Minnesota Timberwolves (1999)
Vancouver Grizzlies (2000)

Iman Shumpert

New York Knicks (2012-15)
Cleveland Cavaliers (2015-17)

DRAFT PICKS AND FREE AGENT SIGNEES

2017

Marcus Georges-Hunt - FA, Miami Heat, Orlando Magic

2013

Glen Rice, Jr. - 2nd/35th pick, Philadelphia 76ers
Traded to Washington Wizards

2011

Iman Shumpert - 1st/17th pick, New York Knicks

2010

Derrick Favors - 1st/3rd pick, New Jersey Nets
Gani Lawal - 2nd/46th overall, Phoenix Suns

2009

Alade Aminu - FA, Miami Heat
Anthony Morrow - FA, Golden State Warriors

2007

Thaddeus Young - 1st/12th pick*, Philadelphia 76ers
Javaris Crittenton - 1st/19th, Los Angeles Lakers
Mario West - FA, Atlanta Hawks

2005

Jarrett Jack - 1st/22nd pick, Denver Nuggets
Traded to Portland Trail Blazers
Will Bynum - FA, Boston Celtics
Luke Schenscher - FA, Denver Nuggets

2003

Chris Bosh - 1st/4th pick*, Toronto Raptors

2001

Alvin Jones - 2nd/57th pick, Philadelphia 76ers

2000

Jason Collier - 1st/15th pick, Milwaukee Bucks
Traded to Houston Rockets

1999

Dion Glover - 1st/20th pick, Atlanta Hawks

1998

Matt Harpring - 1st/15th pick, Orlando Magic

1997

Eddie Elisma - 2nd/41st pick, Seattle SuperSonics

1996

Stephon Marbury - 1st/4th pick*, Milwaukee Bucks
Traded to Minnesota Timberwolves
Drew Barry - 2nd/57th, Seattle SuperSonics

1995

Travis Best - 1st/22nd pick, Indiana Pacers
James Forrest - 3rd/34th, Omaha Racers (CBA)

1994

Fred Vinson - FA, Atlanta Hawks
Ivano Newbill - FA, Detroit Pistons

1993

Malcolm Mackey - 1st/27th pick, Phoenix Suns

1992

Jon Barry - 1st/21st pick, Boston Celtics
Matt Geiger - 2nd/42nd, Miami Heat

1991

Kenny Anderson - 1st/2nd pick*, New Jersey Nets

1990

Dennis Scott - 1st/4th pick*, Orlando Magic
Brian Oliver - 2nd/32nd, Philadelphia 76ers

1989

Tom Hammonds - 1st/9th pick*, Washington Bullets
Anthony Sherrod - 7th/110th, Tulsa (CBA)

1988

Craig Neal - 3rd/71st pick, Portland Trailblazers
Duane Ferrell - FA, Atlanta Hawks;

1987

Bruce Dalrymple - 2nd/46th pick, Phoenix Suns

1986

Mark Price - 2nd/25th pick, Dallas Mavericks
Traded to Cleveland Cavaliers
John Salley - 1st/11th pick*, Detroit Pistons

1985

Von Joseph - 2nd/36th pick, New Jersey Nets

1983

George Thomas - 8th/173rd pick, Atlanta Hawks

1982

Brook Steppe - 1st/17th pick, Kansas City Kings

1980

Lenny Horton - 5th/112th pick, Seattle SuperSonics

1979

Tico Brown - 2nd/23rd pick, Utah Jazz
Sammy Drummer - 4th/76th, Houston Rockets

1971

Rich Yunkus - 3rd/38th pick, Cincinnati Royals;
3rd, Carolina (ABA)

1970

Bob Seemer - 10th/169th pick, Milwaukee Bucks

1968

Phil Wagner - 6th/75th pick, Atlanta Hawks;
5th, Indiana (ABA)

1967

Pres Judy - Round n/a, Kentucky Colonels (ABA)

1965

Jim Caldwell - 3rd/28th pick, Los Angeles Lakers
Ronald Scharf - 15th/107th, Cincinnati Royals

1961

Roger Kaiser - 4th/41st pick, Chicago Bulls;
Round n/a, New York (ABL)

1960

Dave Denton - 6th/43rd pick, New York Knicks;
Round n/a, Hawaii (ABL)

1953

Pete Silas - 82nd overall pick, Minneapolis Lakers

1950

Colin Anderson - 10th/112nd pick, Indianapolis
Kautskys

1949

Jim Nolan - 2nd/18th pick, Philadelphia Warriors

1947

Frank Broyles - 69th overall pick, Toronto Huskies

**denotes lottery pick*

Brook Steppe

Kansas City Kings (1983)
Indiana Pacers (1984)
Detroit Pistons (1985)
Sacramento Kings (1987)
Portland Trail Blazers (1989)

Fred Vinson

Atlanta Hawks (1995)
Seattle SuperSonics (2000)

Phil Wagner

Indiana Pacers (1969)

Mario West

Atlanta Hawks (2008-10)
New Jersey Nets (2011)

Thaddeus Young

Philadelphia 76ers (2008-14)
Minnesota Timberwolves (2015)
Brooklyn Nets (2015-16)
Indiana Pacers (2017)

TECH AND INTERNATIONAL BASKETBALL



Alade Aminu

- The only Georgia Tech player to participate in two Olympic games in basketball, he competed for Nigeria in 2012 in London and 2016 in Rio de Janeiro.

Kenny Anderson

- Played on bronze medal-winning United States team at the 1990 World Championships

Chris Bosh (above)

- Became only the second Tech alumnus to make the U.S. Olympic team in the 2008 games in Beijing, China, which won the gold medal. They were known as the "Redeem Team" after the U.S. won the bronze medal in 2004 in Athens.
- Helped U.S. win the bronze medal at the 2006 FIBA World Championships in Japan.



Bobby Cremins

- Assistant Coach for the 1996 U.S. Olympic Team—Dream Team III—which captured the gold medal at the Centennial Olympic Games in Atlanta. Chosen by head coach Lenny Wilkens along with Clem Haskins of Minnesota and Jerry Sloan of the Utah Jazz
- Assisted Arizona's Lute Olsen in coaching the U.S. team to a gold medal at the 1986 World Championships and Goodwill Games in Madrid, Spain
- In 1989, coached a U.S. squad to qualification for the 1990 World Championships

Dion Glover

- Helped U.S. win the gold medal at the 1998 Goodwill Games in New York, N.Y.

Tom Hammonds

- Played for gold medal-winning U.S. squad in the 1986 World Basketball Championships in Madrid, Spain
- Attended 1988 Olympic Trials

Stephon Marbury

- Helped U.S. win the bronze medal at the 2004 Olympic Games in Athens, Greece

Mark Price (left)

- Helped U.S. win a gold medal at the 1983 Pan Am Games in Caracas, Venezuela
- Also played on gold medal-winning team at the 1984 World Championships
- Invited to 1984 Olympic Trials
- As a pro, played for Dream Team II, which won a gold medal at the 1994 World Championships in Toronto

Pete Silas

- Played for gold medal-winning U.S. squad in the 1955 Pan Am Games in Mexico City, Mexico

ALL-TIME USA TEAM ROSTER

USA NATIONAL TEAM – OLYMPICS

- 1996 – Bobby Cremins/assistant coach (gold medal)
- 2004 – Stephon Marbury (bronze medal)
- 2008 – Chris Bosh (gold medal)

USA NATIONAL TEAM – WORLD CHAMPIONSHIPS

- 1986 – Tom Hammonds (gold medal)
- 1986 – Bobby Cremins/assistant coach (gold medal)
- 1990 – Kenny Anderson (bronze medal)
- 1994 – Mark Price (gold medal)
- 2006 – Chris Bosh (bronze medal)

ADDITIONAL USA TEAM HISTORY

- Chris Bosh – 2006-08 Select National Team Program, 2010-12 Men's National Team
- Robert Carter, Jr. – 2013 U19 Training Camp
- Jason Collier – 1996 Nike Hoop Summit
- Bobby Cremins (assistant coach) – 1986 Goodwill Games (gold medal), 1989 World Championships Qualifying Team
- Derrick Favors – 2013 Men's National Team Mini-Camp
- Marcus Georges-Hunt – 2013 U19 Training Camp
- Dion Glover – 1997 Nike Hoop Summit, 1998 Goodwill Games (gold medal)
- Tom Hammonds – 1988 Olympic Trials
- Michael Maddox – 1995 U19 Team
- Stephon Marbury – 1995 Nike Hoop Summit, 1995 USA U19 Team
- Craig Neal – 1993 FIBA Americas Qualifying Team
- Josh Okogie – 2017 U19 Team
- Mark Price – 1983 Pan American Games Team (gold medal)
- Pete Silas – 1955 Pan American Games Team (gold medal)
- Thaddeus Young – 2006 Nike Hoop Summit, 2009 Men's National Team Mini-Camp



HISTORY

GEORGIA TECH HALL OF FAME/RETIRED JERSEYS

GEORGIA TECH HALL OF FAME

Name	Class	Inducted
Kenny Anderson	1991	2001
Nicholas George Azar	1928	1982
Drew Barry	1996	2010
Travis Best	1995	2006
Buddy Blemker	1959	1965
Jim Caldwell	1966	1976
Lenny Cohen	1957	1973
R.D. Craddock	1965	1965
Bobby Cremins, coach	1981-2000	2006
Bruce Dalrymple	1987	1994
Dave Denton	1960	1973
Melvin Dold	1951	1961
B.J. Elder	2005	2017
Duane Ferrell	1988	1995
Sid Goldin	1930	1984
Tom Hammonds	1989	1996
Matt Harpring	1998	2008
Tiny Hearn	1927	1956
Joe Helms	1956	1964
Lenny Horton	1980	1985
John C. Hyder, as a player	1937	1960
John C. Hyder, as a coach	1952-73	1983
Jarrett Jack	2005	2016
Bo Johnston	1938	1958
Alvin Jones	2001	2014
Bill Jordan	1938	1986
Pres Judy	1967	1974
Roger Kaiser	1961	1966
Joe Keener	1951	1974
Bobby Kimmel	1957	1963
Malcolm Mackey	1993	2005
Roy Mundorff, coach	1926-42	1968
Alan Nass	1963	1963
Ida Neal	1989	1995
Jim Nolan	1949	1962
Brian Oliver	1990	2000
Wesley Paxson	1944	1969
Frank Player	1928	1984
Mark Price	1986	1991
Terry Randall	1959	1970
Wayne Richards	1961	1980
Babe Roane	1924	1971
John Salley	1986	1991
Dennis Scott	1990	2001
Mickey Sermersheim	1951	1972
Pete Silas	1953	1959
Fletcher Sims (also football)	1937	1968
Jim Thorne	1971	1979
Pete Thorne	1968	1979
Mike Tomasovich	1964	1980
Teeter Umsted	1952	1962
Phil Wagner	1968	1973
Jim Wood	1977	1985
Rich Yunkus	1971	1971



The following six Georgia Tech basketball players have had their jersey numbers permanently retired. Banners recognizing them hang in the interior of McCamish Pavilion.

#15 • Matt Harpring

Retired Feb. 25, 1998

- First-team all-American in 1998
- One of only two Tech players to earn first-team all-ACC honors three times
- Came within eight points of breaking the Tech career scoring record, finishing second with 2,225 points
- Also ranks second in career rebounds and among Tech's all-time leaders in virtually every statistical category
- Two-time Academic All-American

#20 • Tom Hammonds

Retired March 1, 1989

- Third-team all-American in 1989
- Three-time all-ACC selection, including first-team honors in 1988 and 1989
- ACC Rookie of the Year in 1986
- Became the third player in Tech history to score 2,000 points and still ranks fifth in career scoring and rebounding
- Helped Tech to four straight NCAA Tournament appearances

#21 • Roger Kaiser

Retired Feb. 27, 1961

- Georgia Tech's first all-American (1960) and one of only two consensus all-Americans (1961) in school history
- SEC Player of the Year in 1961
- Led Tech to its first NCAA Tournament
- Finished with Tech career records for points and scoring average

#22 • John Salley

Retired March 2, 1986

- Second-team all-American in 1986
- Two-time all-ACC selection
- Finished with the Tech career record for blocked shots
- Along with Mark Price, helped the Jackets rise to national prominence

#25 • Mark Price

Retired March 2, 1986

- Three-time all-American, including first-team honors in 1985
- Tech's first all-ACC first-team honoree and one of only two Jackets to be all-ACC three straight years
- ACC Rookie of the Year in 1983, when he led the league in scoring
- Finished his career as Tech's second-leading scorer and leader in assists and steals

#40 • Rich Yunkus

Retired in 1971

- Tech's all-time leading scorer with 2,232 points in just three seasons
- Second-team all-America in 1971 and a third-team selection in 1970
- Averaged a school-record 30.1 points per game as a junior
- Three-time Academic All-American



Banners recognizing the considerable and legendary accomplishments of the following individuals also hang alongside those of the six players.

Al Ciraldo

Voice of the Jackets

- Georgia Tech radio announcer for 43 years
- Called play-by-play for 1,030 basketball games from 1954-93
- Banner was raised on Feb. 14, 1998, three months after his death at the age of 76

Bobby Cremins

Head Coach 1981-2000

- National Coach of the Year - 1985, 1990
- ACC Coach of the Year - 1983, 1985, 1996
- Led Tech to three ACC titles (1985, 1990, 1993) and one NCAA Final Four
- Coaching record at Georgia Tech - 354-237
- Banner was raised and the Alexander Memorial Coliseum court was named in his honor on March 8, 2003

John "Whack" Hyder

Head Coach 1952-73

- Led Tech to its first NCAA Tournament appearance in 1960
- Led Tech to NIT appearances in 1970 and 1971, advancing to the finals in 1971
- Beat Kentucky teams ranked No. 1 three times in his career
- Coaching record at Georgia Tech - 292-271
- Banner was raised during the 2003-04 season

YEAR-BY-YEAR AT-A-GLANCE

Year	Coach	Captain(s)	W-L	Conf.
1906	Chapman	Wert	2-1	
1909	John Heisman	Val Dawson	1-6	
1910-12	No teams			
1913	John Heisman	J.T.L. Brown	2-6	
1914	John Heisman	Forbes Bradley	6-2	
1915-19	No teams			
1920	William Alexander	G.R. Frazer	7-10	
1921	Joe Bean	A.H. Staton	4-10	
Tech enters Southern Conference				
1922	William Alexander	J.D. Brewster	11-6	
1923	William Alexander	E.L. Jenks	9-9	
1924	William Alexander	R.W. Roane	9-13	
1925	Harold Hansen	Fred Moore	4-12	
1926	Harold Hansen	George Wilder	6-11	
1927	Roy Mundorff	Dynamite Wilder	17-10	
1928	Roy Mundorff	Nick George	10-7	
1929	Roy Mundorff	Hank Heeke	15-6	
1930	Roy Mundorff	Sid Goldin	10-13	
1931	Roy Mundorff	H.F. Wages	11-13	
1932	Roy Mundorff	Unknown	7-6	
Tech enters Southeastern Conference				
1933	Roy Mundorff	Unknown	9-6	7-6
1934	Roy Mundorff	Unknown	6-12	4-9
1935	Roy Mundorff	Billy Glenn	6-8	5-5
1936	Roy Mundorff	Unknown	10-8	8-6
1937	Roy Mundorff	Whack Hyder	13-2	10-0
1938*	Roy Mundorff	Bo Johnston	18-2	12-2
1939	Roy Mundorff	Lester Anderson	6-9	4-8
1940	Roy Mundorff	Walter Haymans	7-8	6-7
1941	Roy Mundorff	Carlton Lewis	8-11	4-9
1942	Roy Mundorff	Carlton Lewis	8-8	4-8
1943	Roy Mundorff	Jake Lance	11-5	7-5
1944	Dwight Keith	Wes Paxson	14-4	3-1
1945	Dwight Keith	Frank Broyles	11-6	9-5
1946	Dwight Keith	Bob Davis	10-11	6-7
1947	Roy McArthur	Herb Bergman	12-11	6-6
1948	Roy McArthur	Unknown	12-16	9-11
1949	Roy McArthur	Jim Nolan	11-13	7-10
1950	Roy McArthur	Unknown	14-13	7-9
1951	Roy McArthur	Mickey Sermersheim	8-19	7-12
1952	Whack Hyder	Teeter Urnstead	7-15	5-13
1953	Whack Hyder	Pete Silas	5-17	4-9
1954	Whack Hyder	John Harwell	2-22	0-14
1955	Whack Hyder	Bobby Kimmel	12-13	7-7
1956	Whack Hyder	Bobby Kimmel	12-11	6-8
1957	Whack Hyder	Bobby Kimmel	18-8	9-5
1958	Whack Hyder	Terry Randall, Jim Johnson, Gary Phillips	15-11	7-7
1959	Whack Hyder	Terry Randall	17-9	9-5
1960#	Whack Hyder	Roger Kaiser	22-6	11-3
1961	Whack Hyder	Roger Kaiser	13-13	6-8
1962	Whack Hyder	Josh Powell	10-16	4-10
1963	Whack Hyder	Alan Nass	21-5	10-4
1964	Whack Hyder	R.D. Craddock	17-9	9-5
Tech leaves Southeastern Conference				
1965	Whack Hyder	R.D. Craddock	14-11	
1966	Whack Hyder	Pres Judy	13-13	
1967	Whack Hyder	Pres Judy	17-9	
1968	Whack Hyder	Phil Wagner	12-13	
1969	Whack Hyder	Ted Tomasovich	12-13	
1970%	Whack Hyder	Rich Yunkus	17-10	
1971%	Whack Hyder	Jim Thorne	23-9	
1972	Whack Hyder	Frank Samoylo	6-20	
1973	Whack Hyder	Peanut Murphy	7-18	
1974	Dwane Morrison	Steve Sonnenberg	5-21	
1975	Dwane Morrison	Steve Sonnenberg, Preston Campbell	11-15	
Tech enters Metro Conference				

All-Time Record

1,349-1,207 (.526)

Winning/Losing/.500 seasons 53/45/4

All-Time SEC Record 212-224 (32 seasons)

SEC Championships 1 (1938)

All-Time Metro Record 9-10 (3 seasons)

All-Time ACC Record (Reg. season) 242-352 (38 seasons)

ACC Regular-Season Championships 2 (1985-T, 1996)

ACC Tournament Championships 3 (1985, 1990, 1993)

NCAA 16 (1960, 1985, 1986, 1987, 1988, 1989, 1990, 1991, 1992, 1993, 1996, 2001, 2004, 2005, 2007, 2010)

NIT 8 (1970, 1971, 1984, 1994, 1998, 1999, 2003, 2016, 2017)

Year	Coach	Captain(s)	W-L	Conf.
1976	Dwane Morrison	Harry Allen, Mike Bottorff	13-14	0-1
1977	Dwane Morrison	Ray Schnitzer	18-10	3-3
1978	Dwane Morrison	Bill Allgood	15-12	6-6

Tech leaves Metro Conference

1979	Dwane Morrison	Tico Brown, Sammy Drummer, Billy Smith	17-9	
------	----------------	--	------	--

Tech enters Atlantic Coast Conference

1980	Dwane Morrison	Lenny Horton	8-18	1-13/8th
1981	Dwane Morrison	None	4-23	0-14/8th
1982	Bobby Cremins	Brook Steppe, Stu Lyon	10-16	3-11/8th
1983	Bobby Cremins	George Thomas, Maurice Bradford	13-15	4-10/6th
1984%	Bobby Cremins	Mark Price, John Salley	18-11	6-8/T5th
1985+#	Bobby Cremins	Mark Price, John Salley	27-8	9-5/T1st
1986#	Bobby Cremins	Mark Price, John Salley	27-7	11-3/2nd
1987#	Bobby Cremins	Bruce Dalrymple	16-13	7-7/5th
1988#	Bobby Cremins	Duane Ferrell	22-10	8-6/4th
1989#	Bobby Cremins	Tom Hammonds	20-12	8-6/5th
1990+##	Bobby Cremins	Brian Oliver	28-7	8-6/T3rd
1991#	Bobby Cremins	Brian Domalik, James Munlyn	17-13	6-8/T5th
1992#	Bobby Cremins	Jon Barry, Greg White	23-12	8-8/T4th
1993+#	Bobby Cremins	Ivano Newbill, Malcolm Mackey	19-11	8-8/6th
1994%	Bobby Cremins	Ivano Newbill	16-13	7-9/6th
1995	Bobby Cremins	Travis Best, James Forrest	18-12	8-8/5th
1996+#	Bobby Cremins	Drew Barry, John Kelly	24-12	13-3/1st
1997	Bobby Cremins	Eddie Elisma	9-18	3-13/9th
1998%	Bobby Cremins	Matt Harpring, Michael Maddox	19-14	6-10/6th
1999%	Bobby Cremins	Jon Babul, Jason Floyd	15-16	6-10/T5th
2000	Bobby Cremins	Jason Collier, Jason Floyd, Paul Trotti	13-17	5-11/8th
2001#	Paul Hewitt	Jon Babul, Shaun Fein, Alvin Jones	17-13	8-8/5th
2002	Paul Hewitt	Tony Akins, Michael Isenhour, Winston Neal	15-16	7-9/T5th
2003%	Paul Hewitt	Marvin Lewis	16-15	7-9/5th
2004##	Paul Hewitt	Marvin Lewis	28-10	9-7/T3rd
2005#	Paul Hewitt	Anthony McHenry, Isma'il Muhammad	20-12	8-8/T4th
2006	Paul Hewitt	Theodis Tarver, Mario West	11-17	4-12/11th
2007#	Paul Hewitt	Mario West, Jeremis Smith	20-12	8-8/T6th
2008	Paul Hewitt	Jeremis Smith	15-17	7-9/T7th
2009	Paul Hewitt	D'Andre Bell, Zachery Peacock	12-19	2-14/12th
2010#	Paul Hewitt	D'Andre Bell, Zachery Peacock	23-13	7-9/7th
2011	Paul Hewitt	Moe Miller, Iman Shumpert, Lance Stors	13-18	5-11/T10th
2012	Brian Gregory	Daniel Miller, Mfon Udofia	11-20	4-12/T11th
2013	Brian Gregory	Daniel Miller, Mfon Udofia	16-15	6-12/T9th
2014	Brian Gregory	Trae Golden, Kammeon Halsey, Daniel Miller	16-17	6-12/T11th
2015	Brian Gregory	Demarco Cox, Marcus Georges-Hunt	12-19	3-15/13th
2016%	Brian Gregory	Marcus Georges-Hunt, Charles Mitchell, Quinton Stephens	21-15	8-10/11th
2017%	Josh Pastner	Corey Heyward, Ben Lammers, Quinton Stephens	21-16	8-10/11th

*SEC Champions; +ACC Champions

#NCAA (##Final Four); %NIT

ACC TOURNAMENT HISTORY

1980, Greensboro Coliseum, Greensboro, N.C.
 #1 Maryland 51, #8 Georgia Tech 49 (ot)

1981, Capital Centre, Landover, Md.
 #1 Virginia 76, #8 Georgia Tech 47

1982, Greensboro Coliseum, Greensboro, N.C.
 #1 North Carolina 55, #8 Georgia Tech 39

1983, The Omni, Atlanta, Ga.
 #6 Georgia Tech 64, #3 Maryland 58
 #2 Virginia 96, Georgia Tech 67

1984, Greensboro Coliseum, Greensboro, N.C.
 #3 Duke 67, #6 Georgia Tech 63 (ot)

1985, The Omni, Atlanta, Ga. (Champions)
 #1 Georgia Tech 55, #8 Virginia 48
 Georgia Tech 75, #4 Duke 64
 Georgia Tech 57, #2 North Carolina 54

1986, Greensboro Coliseum, Greensboro, N.C. (Runner-up)
 #1 Georgia Tech 79, #8 Clemson 61
 Georgia Tech 64, #6 Maryland 62
 #1 Duke 68, Georgia Tech 67

1987, Capital Centre, Landover, Md.
 #4 Virginia 55, #5 Georgia Tech 54

1988, Greensboro Coliseum, Greensboro, N.C.
 #5 Maryland 84, #4 Georgia Tech 67

1989, The Omni, Atlanta, Ga.
 #4 North Carolina 77, #5 Georgia Tech 62

1990, Charlotte Coliseum, Charlotte, N.C. (Champions)
 #3 Georgia Tech 76, #6 NC State 67
 Georgia Tech 83, #2 Duke 72
 Georgia Tech 70, #5 Virginia 61

1991, Charlotte Coliseum, Charlotte, N.C.
 #4 NC State 82, #5 Georgia Tech 68

1992, Charlotte Coliseum, Charlotte, N.C.
 #4 Georgia Tech 68, #5 Virginia 56
 #1 Duke 89, Georgia Tech 76

1993, Charlotte Coliseum, Charlotte, N.C. (Champions)
 #6 Georgia Tech 69, #3 Duke 66
 Georgia Tech 69, #7 Clemson 61
 Georgia Tech 77, #1 North Carolina 75

1994, Charlotte Coliseum, Charlotte, N.C.
 #3 Wake Forest 74, #6 Georgia Tech 49

1995, Greensboro Coliseum, Greensboro, N.C.
 #4 Virginia 77, #5 Georgia Tech 67

1996, Greensboro Coliseum, Greensboro, N.C. (Runner-up)
 #1 Georgia Tech 88, #9 NC State 73
 Georgia Tech 84, #5 Maryland 79
 #2 Wake Forest 75, Georgia Tech 74

1997, Greensboro Coliseum, Greensboro, N.C.
 #8 NC State 60, #9 Georgia Tech 46

1998, Greensboro Coliseum, Greensboro, N.C.
 #3 Maryland 83, #6 Georgia Tech 65

1999, Charlotte Coliseum, Charlotte, N.C.
 #3 North Carolina 78, #6 Georgia Tech 49

2000, Charlotte Coliseum, Charlotte, N.C.
 #7 Florida State 63, #8 Georgia Tech 62

2001, Georgia Dome, Atlanta, Ga.
 #5 Georgia Tech 74, #4 Virginia 69
 #1 North Carolina 70, Georgia Tech 63

2002, Charlotte Coliseum, Charlotte, N.C.
 #3 Wake Forest 92, #6 Georgia Tech 83

2003, Greensboro Coliseum, Greensboro, N.C.
 #4 NC State 71, #5 Georgia Tech 65

2004, Greensboro Coliseum, Greensboro, N.C.
 #4 Georgia Tech 83, #5 North Carolina 82
 #1 Duke 85, Georgia Tech 71

2005, MCI Center, Washington, D.C. (Runner-up)
 #5 Georgia Tech 73, #4 Virginia Tech 54
 Georgia Tech 78, #1 North Carolina 75
 #3 Duke 69, Georgia Tech 64

2006, Greensboro Coliseum, Greensboro, N.C.
 #6 Maryland 84, #11 Georgia Tech 62

2007, St. Pete Times Forum, Tampa, Fla.
 #11 Wake Forest 114, #5 Georgia Tech 112 (2 ot)

2008, Bobcats Arena, Charlotte, N.C.
 #7 Georgia Tech 94, #10 Virginia 76
 #2 Duke 82, Georgia Tech 70

2009, Georgia Dome, Atlanta, Ga.
 #12 Georgia Tech 86, #5 Clemson 81
 #4 Florida State 64, Georgia Tech 62

2010, Greensboro Coliseum, Greensboro, N.C.
 #7 Georgia Tech 62, #10 North Carolina 58
 #7 Georgia Tech 69, #2 Maryland 64
 #7 Georgia Tech 64, #11 NC State 59
 #1 Duke 65, #7 Georgia Tech 61

2011, Greensboro Coliseum, Greensboro, N.C.
 #6 Virginia Tech 59, #11 Georgia Tech 43

2012, Philips Arena, Atlanta, Ga.
 #6 Miami 54, #11 Georgia Tech 36

2013, Greensboro Coliseum, Greensboro, N.C.
 #8 Boston College 84, #9 Georgia Tech 64

2014, Greensboro Coliseum, Greensboro, N.C.
 #11 Georgia Tech 73, #14 Boston College 70 (ot)
 #6 Clemson 69, #11 Georgia Tech 65 (ot)

2015, Greensboro Coliseum, Greensboro, N.C.
 #12 Boston College 66, #13 Georgia Tech 65

2016, Verizon Center, Washington, D.C.
 #10 Georgia Tech 88, #7 Clemson 85 (ot)
 #2 Virginia 72, #10 Georgia Tech 52

2017, Barclays Center, Brooklyn, N.Y.
 #14 Pittsburgh 61, #11 Georgia Tech 59

ACC All-Tournament

1980	Brook Steppe, G (2nd)
1983	Mark Price, G (2nd)
1984	Mark Price, G (2nd)
1985	Mark Price, G (1st), Bruce Dalrymple, G (1st), Yvon Joseph, C (2nd), John Salley, F (2nd)
1986	Duane Ferrell, F (1st), Mark Price, G (2nd), Tom Hammonds, F (2nd), John Salley, F (3rd)
1990	Brian Oliver, G (1st), Dennis Scott, F (1st), Kenny Anderson, G (1st), Malcolm Mackey, F (3rd)
1992	Malcolm Mackey, F (2nd)
1993	James Forrest, F (1st), Drew Barry, G (1st), Travis Best, G (2nd)
1996	Matt Harpring, F (1st), Stephon Marbury, G (1st)
2001	Alvin Jones, C (2nd)
2004	B.J. Elder, G (2nd)
2005	Will Bynum, G (1st), Jarrett Jack, G (2nd)
2009	Lewis Clinch, G (2nd)
2010	Derrick Favors, F (1st), Gani Lawal, F (2nd), Iman Shumpert, G (2nd)

Everett Case Award*

1985	Mark Price, G
1990	Brian Oliver, G
1993	James Forrest, F*ACC Tournament MVP

Record by Site

Barclays Center, Brooklyn, N.Y.	0-1
Bobcats Arena, Charlotte, N.C.	1-1
Capital Centre, Landover, Md.	0-2
Charlotte (N.C.) Coliseum	7-6
Georgia Dome, Atlanta, Ga.	2-2
Greensboro (N.C.) Coliseum	9-17
The Omni, Atlanta, Ga.	4-2
Philips Arena, Atlanta, Ga.	0-1
St. Pete Times Forum, Tampa, Fla.	0-1
Verizon Center, Washington, D.C.	3-2

Record by Seed

Seed (Yrs)	Record	Titles
No. 1 (2)	5-1	1
No. 2 (1)	2-1	0
No. 3 (1)	3-0	1
No. 4 (3)	2-3	0
No. 5 (7)	3-7	0
No. 6 (7)	4-7	1
No. 7 (2)	4-2	0
No. 8 (4)	0-4	0
No. 9 (2)	0-2	0
No. 10 (1)	1-1	0
No. 11 (4)	1-5	0
No. 12 (1)	1-1	0
No. 13 (1)	0-1	0

Annual Regular Season Finishes

Year	Record	Finish	Seed
1980	1-13	8th	8th
1981	0-14	8th	8th
1982	3-11	8th	8th
1983	4-10	6th	6th
1984	6-8	T-5th	6th
1985	9-5	T-1st	1st
1986	11-3	2nd	2nd
1987	7-7	5th	5th
1988	8-6	4th	4th
1989	8-6	5th	5th
1990	8-6	T-3rd	3rd
1991	6-8	T-5th	5th
1992	8-8	T-4th	4th
1993	8-8	6th	6th
1994	7-9	6th	6th
1995	8-8	5th	5th
1996	13-3	1st	1st
1997	3-13	9th	9th
1998	6-10	6th	6th
1999	6-10	T-5th	6th
2000	5-11	8th	8th
2001	8-8	T-5th	5th
2002	7-9	T-5th	6th
2003	7-9	5th	5th
2004	9-7	T-3rd	4th
2005	8-8	T-4th	5th
2006	4-12	T-10th	11th
2007	8-8	T-6th	6th
2008	7-9	T-7th	7th
2009	2-14	12th	12th
2010	7-9	7th	7th
2011	5-10	T10th	11th
2012	4-12	T9th	11th
2013	6-12	T9th	9th
2014	6-12	T-11th	11th
2015	3-15	13th	13th
2016	8-10	T-11th	10th
2017	8-10	11th	11th

ACC TOURNAMENT HISTORY

ACC Tournament Progression Chart (teams listed in order of winning percentage)

Team	Years	1st Rd	2nd Rd	QF	SF	F	Total	Pct.	GT vs.
North Carolina	1954-1960, 1962-2016	0-1	1-0	43-13	34-14	18-16	96-44	.685	5-4
Duke	1954-2016	4-1	1-0	40-18	31-13	19-12	95-44	.683	3-7
Notre Dame	2014-16	0-1	0-0	2-0	1-1	1-0	4-2	.667	--
NC State	1954-2016	9-6	2-1	33-21	17-18	10-7	71-53	.573	3-3
Miami	2005-2016	7-2	1-1	3-6	1-2	1-0	13-11	.542	0-1
Pittsburgh	2014-16	0-0	2-1	1-1	0-1	0-0	3-3	.500	0-1
Maryland	1954-1990, 1992-2014	7-3	0-1	28-27	9-20	3-6	47-57	.452	4-4
South Carolina	1954-1971	N/A	N/A	9-9	3-6	1-2	13-17	.433	--
Georgia Tech	1980-2016	4-9	1-1	11-17	7-4	3-4	26-35	.426	--
Wake Forest	1954-2016	3-7	0-1	26-28	10-17	4-6	43-59	.422	0-4
Boston College	2006-2016	5-4	0-1	2-4	1-1	0-1	8-11	.421	1-2
Florida State	1992-2016	8-5	2-1	3-16	2-1	1-1	16-24	.400	0-2
Virginia Tech	2005-2016	4-3	1-1	3-5	0-3	0-0	8-12	.400	1-1
Virginia	1954-2016	4-5	0-0	23-35	8-15	2-6	37-61	.378	5-4
Clemson	1954-2016	3-12	1-2	12-37	2-10	0-2	18-63	.222	3-1
Louisville	2015	0-0	0-0	0-1	0-0	0-0	0-1	.000	--
Syracuse	2014, 2016	0-0	0-0	0-1	0-0	0-0	0-2	.000	--

Tournament Superlatives

Individual by Tech

Points: 35, Will Bynum vs. North Carolina, 2005
 Field goals: 13, James Forrest vs. Duke, 1993
 Field goal attempts: 24, Dennis Scott vs. Duke, 1990
 Field goal percentage: 1.000 (7-7), Alade Aminu vs. Wake Forest, 2007
 3-point field goals: 6, Anthony Morrow vs. Virginia, 2008
 3-point FG attempts: 15, Dennis Scott vs. N. Carolina, 1989
 Free throws: 14, Mark Price vs. Duke, 1985
 Free throw attempts: 14, Mark Price vs. Duke, 1985
 Free throw percentage: 1.000 (14-14), Mark Price vs. Duke, 1985
 Rebounds: 17, Luke Schenscher vs. North Carolina, 2004
 Assists: 13, Drew Barry vs. Clemson, 1993
 Turnovers: 9, Stu Lyons vs. Virginia, 1981
 Blocked shots: 7, Matt Geiger vs. Virginia, 1992
 Steals: 7, Jarrett Jack vs. NC State, 2003

Team by Tech

Points: 112 vs. Wake Forest, 2007
 Fewest points: 36 vs. Miami, 2012
 Fewest points in a win: 55 vs. Virginia, 1985
 Winning margin: 19 vs. Virginia Tech, 2005
 Losing margin: 29 vs. Virginia, 1981 & 1983, North Carolina, 1991
 Field goals: 40 vs. Wake Forest, 2007
 Field goal attempts: 75 vs. Boston College, 2013
 Field goal percentage: .579 (33-57) vs. Virginia, 2008
 Lowest FG percentage: .296 (21-71) vs. Duke, 2005
 Field goal percentage (tournament): .508 (60-118), 2008
 3-point field goals: 13 vs. Virginia, 2008
 3-point FG attempts: 33 vs. North Carolina, 2001
 Free throws: 26 vs. Maryland, 1983
 Free throw attempts: 35 vs. Maryland, 1983; Wake Forest, 2007
 Free throw percentage: .885 (23-26) vs. North Carolina, 1993
 Free throw percentage (tournament): .806 (25-31), 2008
 Rebounds: 47 vs. North Carolina, 2005
 Assists: 23 vs. Duke, 1993
 Turnovers: 24 vs. Maryland, 1996
 Fewest turnovers: 6 vs. Wake Forest, 1996
 Blocked shots: 13 vs. Virginia, 1992
 Steals: 14 vs. North Carolina, 1985

Individual by Opponents

Points: 41, Olivier Hanlan, Boston College, 2013
 Field goals: 14, Olivier Hanlan, Boston College, 2013
 Field goal attempts: 23, Junior Burrough, Virginia, 1995
 Field goal percentage: .833, (5-6) Kenny Smith, North Carolina, 1985
 3-point field goals: 8, Olivier Hanlan, Boston College, 2013
 3-point FG attempts: 12, Donald Williams, North Carolina, 1993; Chris Whitney, Clemson, 1993
 Free throws: 14, Kyle Singler, Duke, 2010
 Free throw attempts: 16, Kyle Singler, Duke, 2010
 Free throw percentage: 1.000, Rashad McCants (10-10), North Carolina, 2004 (10-10); J.J. Redick (10-10), Duke, 2005
 Rebounds: 22, Tim Duncan, Wake Forest, 1996
 Assists: 10, Rudy Archer, Maryland, 1988; Sean Singletary, Virginia, 2008
 Blocked Shots: 6, Tim Duncan, Wake Forest, 1994; Johnny Rhodes, Maryland, 1996; Josh Powell, NC State, 2003; Shelden Williams, Duke, 2005
 Steals: 5, Jeff Jones, Virginia, 1981; Landon Milbourne, Maryland, 2010

Team by Opponents

Points: 114 by Wake Forest, 2007
 Fewest points: 48 by Virginia, 1985
 Fewest points in a win: 51 by Maryland, 1980
 Field goals: 34 by Wake Forest, 2007
 Field goal attempts: 81 by Virginia, 1992
 Field goal percentage: .642 (34-53) by Wake Forest, 2007
 Lowest FG percentage: .247 (20-81) by Virginia, 1992
 Lowest FG percentage (tournament): .375 (63-168), 2005
 3-point field goals: 14 by Boston College, 2013
 3-point field goal attempts: 24 by Boston College, 2013
 3-point field goal percentage: .582 (14-24) by Boston College, 2013
 Free throws: 33 by Virginia, 1983
 Free throw attempts: 48 by Wake Forest, 2007
 Free throw percentage: 1.000 (12-12) by North Carolina, 1985
 Rebounds: 50 by Virginia, 2001
 Assists: 22 by Wake Forest, 2007
 Turnovers: 23 by Maryland, 1983
 Blocked shots: 9 by Duke, 2005; Maryland, 2006
 Steals: 16 by Virginia, 1981

Best Career Totals

Minimum 4 games, 2 tournaments
 Points: 162, Mark Price, 1983-86 (9 games)
 Scoring average: 20.6, Dennis Scott, 1988-90 (6)
 Field goals: 54, Mark Price, 1983-86 (9)
 Field goal attempts: 132, Mark Price, 1983-86 (9)
 Field goal percentage: .593 (35-59), Tom Hammonds, 1986-89 (6)
 3-point field goals: 20, Tony Akins, 1999-2002 (5)
 3-point FG attempts: 52, Tony Akins, 1999-2002 (5)
 3-point FG percentage: .600 (9-15), Michael Maddox, 1995-96 (4)
 Free throws: 46, Mark Price, 1983-86 (9)
 Free throw attempts: 50, Mark Price, 1983-86 (9)
 Free throw percentage: .920 (46-50), Mark Price, 1983-86 (9)
 Rebounds: 89, Malcolm Mackey, 1990-93 (9)
 Assists: 61, Drew Barry, 1993-96 (8)
 Blocked shots: 18, John Salley, 1983-86 (9)
 Steals: 23, Mark Price, 1983-86 (9)
 Games played: 9, Malcolm Mackey, 1990-93; Mark Price, 1983-86; John Salley, 1983-86; Zachery Peacock, 2007-10

Best Tournament Totals

Points: 80, James Forrest, 1993
 Scoring average: 26.7, James Forrest, 1993
 Field goals: 35, James Forrest, 1993
 Field goal attempts: 55, Dennis Scott, 1990
 Field goal percentage: .686 (35-51), James Forrest, 1993
 3-point field goals: 10, Stephon Marbury, 1996
 3-point FG attempts: 27, Dennis Scott, 1990
 3-point FG percentage: .667, Michael Maddox (8-12), 1996; Anthony Morrow (8-12), 2008
 Free throws: 20, Mark Price (20 att.), 1985
 Free throw attempts: 27, Derrick Favors (18 made), 2010
 Free throw percentage: 1.000 (20-20), Mark Price, 1985
 Rebounds: 39, Derrick Favors, 2010
 Assists: 27, Drew Barry, 1993
 Blocked shots: 12, Derrick Favors, 2010
 Steals: 11, Bruce Dalrymple, 1985

HISTORY

NCAA TOURNAMENT HISTORY

1960 (1-1) - Midwest Region

Freedom Hall, Louisville, Ky.

1st round: Georgia Tech 57, Ohio University 54

2nd round: Ohio State 86, Georgia Tech 69

1985 (3-1) - East Region, No. 2 Seed

The Omni, Atlanta, Ga.

1st round: Georgia Tech 65, Mercer 58

2nd round: Georgia Tech 70, Syracuse 53

Providence Civic Center, Providence, R.I.

Regional Semifinal: Georgia Tech 61, Illinois 53

Regional Final: Georgetown 60, Georgia Tech 54

All-East Regional: Mark Price, John Salley, Bruce Dalrymple

1986 (2-1) - Southeast Region, No. 2 Seed

Assembly Center, Baton Rouge, La.

1st round: Georgia Tech 68, Marist 53

2nd round: Georgia Tech 66, Villanova 61

The Omni, Atlanta, Ga.

Regional Semifinal: Louisiana State 70, Georgia Tech 64

1987 (0-1) - Midwest Region, No. 7 Seed

Rosemont Horizon, Chicago, Ill.

1st round: Louisiana State 85, Georgia Tech 79

1988 (1-1) - East Region, No. 5 Seed

Civic Center, Hartford, Conn.

1st round: Georgia Tech 90, Iowa State 78

2nd round: Richmond 59, Georgia Tech 55

1989 (0-1) - Midwest Region, No. 6 Seed

Reunion Arena, Dallas, Texas

1st round: Texas 76, Georgia Tech 70

1990 (4-1) - Southeast Region, No. 4 Seed

Thompson-Boling Arena, Knoxville, Tenn.

1st round: Georgia Tech 99, East Tennessee St. 83

2nd round: Georgia Tech 94, Louisiana State 91

Superdome, New Orleans, La.

Regional Semifinal: Georgia Tech 81, Michigan State 80 (ot)

Regional Final: Georgia Tech 93, Minnesota 91

All-Southeast Regional: Kenny Anderson MVP, Dennis Scott

McNichols Arena, Denver, Colo.

National Semifinal: UNLV 90, Georgia Tech 81

All-Final Four: Dennis Scott

1991 (1-1) - Midwest Region, No. 8 Seed

University of Dayton Arena, Dayton, Ohio

1st round: Georgia Tech 87, DePaul 70

2nd round: Ohio State 65, Georgia Tech 61

1992 (2-1) - Midwest Region, No. 7 Seed

Bradley Center, Milwaukee, Wis.

1st round: Georgia Tech 65, Houston 60

2nd round: Georgia Tech 79, Southern California 78

Kemper Arena, Kansas City, Mo.

Regional Semifinal: Memphis State 83, Georgia Tech 79 (ot)

All-Midwest Regional: Jon Barry

1993 (0-1) - West Region, No. 4 Seed

McKale Center, Tucson, Ariz.

1st round: Southern 93, Georgia Tech 78

NCAA Tournament Record:

23-16

NCAA Tournament Appearances: 16 (1960, 1985, 1986, 1987, 1988, 1989, 1990, 1991, 1992, 1993, 1996, 2001, 2004, 2005, 2007, 2010)

Most Consecutive NCAA Tournaments: 9, from 1985-93

Most Consecutive Post-Season Appearances: 11, from 1984-94

Sweet 16: 7 (1960, 1985, 1986, 1990, 1992, 1996, 2004)

Elite Eight: 3 (1985, 1990, 2004)

Final Four: 2 (1990, 2004)

NCAA Tournament Record by Seed

No. 1: 0-0 No. 6: 0-1 (1989)

No. 2: 5-2 (1985, 1986) No. 7: 2-2 (1987, 1992)

No. 3: 7-2 (1996, 2004) No. 8: 1-2 (1991, 2001)

No. 4: 4-2 (1990, 1993) No. 10: 1-2 (2007, 2010)

No. 5: 2-2 (1988, 2005)

NCAA Tournament Record by Region

East: 4-2 (1985, 1988)

Midwest: 1-1 (1960)

Southeast: 8-3 (1986, 1990, 1996)

Midwest: 9-7 (1987, 1989, 1991, 1992, 2004, 2007, 2010)

West: 1-3 (1993, 2001, 2005)

1996 (2-1) - Southeast Region, No. 3 Seed

Orlando Arena, Orlando, Fla.

1st round: Georgia Tech 90, Austin Peay 79

2nd round: Georgia Tech 103, Boston College 89

Rupp Arena, Lexington, Ky.

Regional Semifinal: Cincinnati 87, Georgia Tech 70

2001 (0-1) - West Region, No. 8 Seed

Cox Arena, San Diego, Calif.

1st round: St. Joseph's 66, Georgia Tech 62

2004 (5-1) - St. Louis Region, No. 3 Seed

Bradley Center, Milwaukee, Wis.

1st round: Georgia Tech 65, Northern Iowa 60

2nd round: Georgia Tech 57, Boston College 54

Edward Jones Dome, St. Louis, Mo.

Regional Semifinal: Georgia Tech 72, Nevada 67

Regional Final: Georgia Tech 79, Kansas 71 (ot)

All-St. Louis Regional: Jarrett Jack (MVP), Clarence Moore

Alamodome, San Antonio, Texas

National Semifinal: Georgia Tech 67, Oklahoma State 65

National Championship: Connecticut 82, Georgia Tech 73

All-Final Four: Will Bynum, Luke Schenscher

2005 (1-1) - Albuquerque Region, No. 5 Seed

Gaylord Entertainment Center, Nashville, Tenn.

1st round: Georgia Tech 80, George Washington 68

2nd round: Louisville 76, Georgia Tech 54

2007 (0-1) - Midwest Region, No. 10 Seed

United Center, Chicago, Ill.

1st round: UNLV 67, Georgia Tech 63

2010 (1-1) - Midwest Region, No. 10 Seed

Bradley Center, Milwaukee, Wis.

1st round: Georgia Tech 64, Oklahoma State 59

2nd round: Ohio State 75, Georgia Tech 66

NCAA TOURNAMENT HISTORY

Tournament Superlatives

Individual by Tech

Points: 40, Dennis Scott vs. Minnesota, 1990
 Field goals: 14, Dennis Scott vs. East Tennessee State, 1990
 Field goal attempts: 32, Dennis Scott vs. LSU, 1990
 Field goal percentage: .857 (6-7), Malcolm Mackey vs. Southern California, 1992
 3-point field goals: 7, Dennis Scott vs. Minnesota and LSU, 1990
 3-point FG attempts: 14, Dennis Scott vs. UNLV, 1990
 3-point FG percentage: .857 (6-7), Stephon Marbury vs. Boston College, 1996
 Free throws: 19, Tom Hammonds vs. Iowa State, 1988
 Free throw attempts: 21, Tom Hammonds vs. Iowa State, 1988
 Free throw percentage: 1.000, Roger Kaiser (11-11) vs. Ohio University, 1960
 Rebounds: 19, Malcolm Mackey vs. Ohio State, 1991
 Assists: 11, Drew Barry vs. Austin Peay, 1996
 Blocked shots: 5, Michael Maddox vs. Austin Peay, 1996
 Steals: 4, James Forrest vs. Memphis State, 1992; Stephon Marbury vs. Boston College, 1996; Jarrett Jack vs. Kansas, 2004

Team by Tech

Points: 103 vs. Boston College, 1996
 Fewest points: 54 vs. Georgetown, 1985; Louisville, 2005
 Fewest points in win: 57 vs. Ohio University, 1960; Boston College, 2004
 Largest victory margin: 17 vs. Syracuse, 1985
 Largest losing margin: 22 vs. Louisville, 2005
 Field goals: 39 vs. East Tennessee State, 1990
 Field goal attempts: 81 vs. LSU, 1990
 Field goal percentage: .625 (30-48) vs. Southern California, 1992
 Lowest FG percentage: .333 (19-57) vs. Richmond, 1988
 3-point field goals: 16 vs. Boston College, 1996
 3-point FG attempts: 30 vs. Cincinnati, 1996
 3-point FG percentage: .600 (6-10) vs. Iowa State, 1988
 Free throws: 36 vs. Iowa State, 1988
 Free throw attempts: 42 vs. Iowa State, 1988
 Free throw percentage: .960 (24-25) vs. Oklahoma State, 2010
 Rebounds: 52 vs. LSU, 1990
 Assists: 27 vs. Southern California, 1992; Boston College, 1996
 Turnovers: 23 vs. Southern, 1993
 Blocked shots: 7 vs. Michigan State, 1990; Austin Peay, 1996
 Steals: 11 vs. Illinois, 1985

Individual by Opponent

Points: 35, Willie Burton, Minnesota, 1990
 Field goals: 15, Willie Burton, Minnesota, 1990
 Field goal attempts: 32, Lafester Rhodes, Iowa State, 1988
 Field goal percentage: 1.000 (4-4), Charles Outlaw, Houston, 1992
 3-point field goals: 7, Darryl Joe, LSU, 1987
 3-point FG attempts: 14, Anfernee Hardaway, Memphis State, 1992
 3-point FG percentage: 1.000 (4-4), Chuck Murphy, DePaul, 1991
 Free throws: 9, Shaquille O'Neal, LSU, 1990
 Free throw attempts: 12, Peter Woolfolk, Richmond, 1988; Shaquille O'Neal, LSU, 1990; Anfernee Hardaway, Memphis State, 1992; Danya Abrams, Boston College, 1996
 Free throw percentage: 1.000 (7-7), Jerv Vaughn Scales, Southern, 1993
 Rebounds: 18, Perry Carter, Ohio State, 1991; Jerv Vaughn Scales, Southern, 1993
 Assists: 11, Pearl Washington, Syracuse, 1985
 Blocks: 5, Charles Outlaw, Houston, 1992

Steals: 5, Derrick Taylor, LSU, 1986; Leonard White, Southern, 1993

Team by Opponents

Points: 93 by Southern, 1993
 Fewest points: 53 by Syracuse and Illinois, 1985; Marist, 1986
 Fewest points in a win: 59 by Richmond, 1988
 Field goals: 39 by Minnesota, 1990
 Field goal attempts: 81 by Southern, 1993
 Field goal percentage: .546 (36-65) by Ohio State, 1960
 Lowest FG percentage: .317 (19-60) by UNLV, 2007
 3-point field goals: 11 by East Tennessee State, 1990
 3-point FG attempts: 30 by UNLV, 2007
 3-point FG percentage: .667 (10-15) by UNLV, 1990
 Free throws: 25 by Connecticut, 2004
 Free throw attempts: 39 by Connecticut, 2004
 Free throw percentage: 1.000 (11-11) by Villanova, 1986
 Rebounds: 54 by Ohio University, 1960
 Assists: 23 by LSU, 1987
 Turnovers: 19 by Marist, 1986; Illinois, 1985; Mercer, 1985
 Blocks: 10 by LSU, 1990
 Steals: 14 by Southern, 1993

Best Career Totals

Minimum 4 games, 2 tournaments

Points: 207, Dennis Scott, 1988-90 (8 games)
 Scoring average: 25.9, Dennis Scott, 1988-90 (8)
 Field goals: 69, Dennis Scott, 1988-90 (8)
 Field goal attempts: 157, Dennis Scott, 1988-90 (8)
 Field goal percentage: .582 (32-55), Luke Schenschler, 2004-05 (8)
 3-point field goals: 33, Dennis Scott, 1988-90 (8)
 3-point FG attempts: 76, Dennis Scott, 1988-90 (8)
 3-point FG percentage: .434 (33-76), Dennis Scott, 1988-90 (8)
 Free throws: 44, Brian Oliver, 1987-90 (9)
 Free throw attempts: 57, Brian Oliver, 1987-90 (9)
 Free throw percentage: .841 (37-44), Jarrett Jack, 2004-05 (8)
 Rebounds: 68, Malcolm Mackey, 1990-93 (11)
 Rebound average: 8.8, James Forrest, 1992-94 (4)
 Assists: 38, Jarrett Jack, 2004-05 (8)
 Blocks: 12, John Salley, 1985-86 (7)
 Steals: 15, Jarrett Jack, 2004-05 (8)
 Games played: 11, Malcolm Mackey, 1990-93

NIT Record: 14-9

1970 (1-1 • Quarterfinals)

Madison Square Garden, New York
 1st round: Georgia Tech 78, Duquesne 68
 Quarterfinals: St. John's 56, Georgia Tech 55

1971 (3-1 • Runner-up)

Madison Square Garden, New York
 1st round: Georgia Tech 70, LaSalle 67
 Quarterfinals: Georgia Tech 78, Michigan 70
 Semifinals: Georgia Tech 76, St. Bonaventure 71 (2 ot)
 Finals: North Carolina 84, Georgia Tech 64

1984 (0-1)

Cassell Coliseum, Blacksburg, Va.
 1st round: Virginia Tech 77, Georgia Tech 74

1994 (0-1)

Knickerbocker Arena, Albany, N.Y.
 1st round: Siena 74, Georgia Tech 69

1998 (2-1 • Quarterfinals)

Alexander Memorial Coliseum, Atlanta, Ga.
 1st round: Georgia Tech 88, Seton Hall 78
 2nd round: Georgia Tech 80, Georgetown 79 (ot)
 Quarterfinals: Penn State 75, Georgia Tech 70

1999 (0-1)

McArthur Court, Eugene, Ore.
 1st round: Oregon 67, Georgia Tech 64

2003 (2-1 • Quarterfinals)

Alexander Memorial Coliseum, Atlanta, Ga.
 1st round: Georgia Tech 72, Ohio State 58
Carver-Hawkeye Arena, Iowa City, Iowa
 2nd round: Georgia Tech 79, Iowa 78
United Spirit Arena, Lubbock, Texas
 Quarterfinals: Texas Tech 80, Georgia Tech 72

2016 (2-1 • Quarterfinals)

McCamish Pavilion, Atlanta, Ga.
 1st round: Georgia Tech 81, Houston 62
Colonial Life Arena, Columbia, S.C.
 2nd round: Georgia Tech 83, South Carolina 66
Viejas Arena, San Diego, Calif.
 Quarterfinals: San Diego State, Georgia Tech 56

2017 (4-1 • Runner-up)

McCamish Pavilion, Atlanta, Ga.
 1st round: Georgia Tech 75, Indiana 63
 2nd round: Georgia Tech 71, Belmont 57
 Quarterfinals: Georgia Tech 74, Mississippi 66
 Semifinals: Georgia Tech 76, CSU Bakersfield 61
 Finals: TCU 88, Georgia Tech 56

NCAA TOURNAMENT HISTORY

1960 (1-1) • Midwest Region

Freedom Hall, Louisville, Ky.

1st round: Georgia Tech 57, Ohio Univ. 54

Ohio University, an upset winner over Notre Dame in the first round, jumped to a 19-6 lead at the 10:26 mark of the first half and still led by 12 points with 13 minutes left in the game. Eighth-ranked Tech, which had received a first-round bye, used its full-court pressure defense to get back in the game, taking the lead at 49-48 on a pair of free throws by Roger Kaiser with 4:55 left. Kaiser, who led Tech with 25 points, scored 16 of the Jackets' final 23 points, including several critical free throws, as Tech survived, 57-54, and advanced to the Elite Eight.

2nd round: Ohio State 86, Georgia Tech 69

Ohio State, featuring future NBA stars Jerry Lucas and John Havlicek, had compiled a 22-3 record and a No. 2 national ranking. The matchup with Tech was a contrast in styles between the Buckeyes' whirlwind pace and the more deliberate pace of the Jackets. Ohio State led 41-35 at the half and threatened to run away in the second half, but Tech, though physically overmatched, stayed within striking distance, trailing 66-56 with 8:53 to play, before the eventual national champions pulled away for the 86-69 victory.

1985 (3-1) • East Region

The Omni, Atlanta, Ga.

1st round: Georgia Tech 65, Mercer 58

Yvon Joseph led all scorers with 19 points and nine rebounds and Bruce Dalrymple had a double-double with 13 points and 11 boards as Georgia Tech defeated Mercer, 65-58, in the Yellow Jackets' first NCAA Tournament game in a quarter of a century. Tech saw an 18-point lead crumble to just six points with 1:35 to play before Mark Price, who finished with 14 points, delivered the clinching basket with a layup with just 27 seconds left.

2nd round: Georgia Tech 70, Syracuse 53

Mark Price scored 18 points and Bruce Dalrymple delivered his second straight double-doubles with 10 points and 10 rebounds as Georgia Tech knocked off Syracuse, 70-53, to advance to the Sweet 16. Tech held Syracuse to just 39.6 percent shooting from the field and outrebounded the Orangemen 38-24.

Providence Civic Center, Providence, R.I.

Regional Semifinal: Georgia Tech 61, Illinois 53

Mark Price connected on nine of 12 field goal attempts for 20 points to lead Georgia Tech over Illinois, 61-53, and into the Final Eight for the first time in school history. Tech built a 52-37 lead with 7:02 left in the game, but Doug Altenberger kept Illinois in the game with 24 points. He scored 10 unanswered points to cut the Tech lead to 55-51 before fouling out with 1:34 to play.

Regional Final: Georgetown 60, Georgia Tech 54

Top-seeded Georgetown ended Tech's Cinderella season with a 60-54 victory in the East Regional Final. All-America center Patrick Ewing scored 14 points and had four rebounds despite playing just 25 minutes due to foul trouble, while Bill Martin and Reggie Williams each had 12 points for the Hoyas. The bigger, more physical Hoyas outrebounded Tech 32-23 and harassed the Jackets into shooting just 40 percent from the field, including an uncharacteristic 3-for-16 performance by Mark Price. John Salley led Tech with 15 points and five rebounds while Bruce Dalrymple added 13.

All-East Regional: Mark Price, John Salley, Bruce Dalrymple

1986 (2-1) • Southeast Region

Assembly Center, Baton Rouge, La.

1st round: Georgia Tech 68, Marist 53

Mark Price scored 20 points to lead Georgia Tech to a 68-53 victory over No. 15-seed Marist in the first round of the NCAA Tournament. After the Red Foxes had gone ahead 36-35 with 15:35 to play, Price responded with three straight long range jumpers during a 5-for-6 second half. Rik Smits led Marist with 22 points, but he picked up his fourth foul with 14:33 to go. Tech's John Salley completed a three-point play for a 40-38 lead that the Jackets would not relinquish.

2nd round: Georgia Tech 66, Villanova 61

Sixth-ranked Georgia Tech managed just one field goal during the final 12 minutes of the game but hung on for a 66-61 victory over defending national champion Villanova. Tech led by as many as 18 points in the second half, and Duane's Ferrell's tip-in of a missed shot at 12:01 put the Jackets ahead, 54-40, but that was Tech's last basket until John Salley's short jumper with just 1:44 left. After Ferrell's tip, Villanova whittled away at the Tech lead, pulling within 59-57 with 2:26 left before the basket by Salley, who finished with 14 points and 11 rebounds. Mark Price led Tech with 20 points, including 10-12 from the free throw line, and Ferrell added 14 points and eight rebounds.

The Omni, Atlanta, Ga.

Regional Semifinal: LSU 70, Georgia Tech 64

LSU's Don Redden (27) and Derrick Taylor (23) combined for 50 points as the Tigers made their final eight field goals to pull away from Georgia Tech, 70-64. Tech appeared to have seized the momentum, taking a 56-52 lead with 6:19, to play, but Taylor tied the score with a driving layup, followed by a 19-foot jumper. Redden hit a crucial 21-footer with 4:05 left to put LSU ahead 60-58, and then his layup with 2:36 to play capped a 10-2 run that put the Tigers up 62-58. From there, Tech was forced to foul but managed only two more field goals. Mark Price led Tech with 20 points, and the Jackets shot 58 percent from the field to LSU's 41 percent, but 17 turnovers negated the good shooting as Tech attempted only 48 field goals.



1987 (0-1) • Midwest Region

Rosemont Horizon, Chicago, Ill.

1st round: LSU 85, Georgia Tech 79

Darryl Joe scored a game-high 28 points to lead LSU to a 85-79 victory over Georgia Tech. The Tigers used a 14-2 run in the first half to build a 14-point lead with 13:48 left in the half. Tech spent the rest of the game trying to close the 20-6 deficit, but came up short in the end. Tom Hammonds led the Jackets with 24 points while Duane Ferrell added 17.

1988 (1-1) • East Region

Civic Center, Hartford, Conn.

1st round: Georgia Tech 90, Iowa State 78

Tom Hammonds scored a career-high 33 points and Dennis Scott added 23 to lead No. 5 seed Georgia Tech to a 90-78 victory over Iowa State. The Cyclones led 41-38 at halftime, and the game was tied at 72 with 4:50 left to play, but the Jackets scored nine straight points and finished the game with an 18-6 run. Tech hit 36 of 42 free throw attempts, including Hammonds' school record 19 free throws on 21 tries. Meanwhile, Iowa State was cold from the floor in the second half, hitting just 16-42, including 0-12 from three-point range.

2nd round: Richmond 59, Georgia Tech 55

Led by Peter Woolfolk's 27 points, 13th-seeded Richmond upset Georgia Tech, 59-55. The Spiders held Tech to 18 points in the first half and led the entire game, but the Jackets had a chance at the end. Dennis Scott nailed a three-pointer with 35 seconds to play to cut the Spiders' lead to 57-55, but Benjy Taylor hit two free throws to seal the victory. Richmond, which had stunned fourth-seeded Indiana in the first round, held the Jackets to 33 percent shooting from the floor and limited Tech's high-scoring duo of Tom Hammonds and Duane Ferrell to a combined 17 points. Scott and Brian Oliver led Tech with 15 points apiece.

NCAA TOURNAMENT HISTORY

1989 (0-1) • Midwest Region

Reunion Arena, Dallas, Texas

1st round: Texas 76, Georgia Tech 70

Eleventh-seeded Texas, making its first NCAA appearance in a decade under first-year head coach Tom Penders, knocked off No. 6 seed Georgia Tech, 76-70. The Longhorns, who entered the tournament as the nation's fourth-highest scoring team, were held almost 20 points below their average but led the entire game. Travis Mays (23 points), Joey Wright (17), Alvin Heggs (17) and Lance Blanks (13) scored all but six of the Texas' points. Brian Oliver led the Jackets with 24 points.

1990 (4-1) • Southeast Region


Thompson-Boling Arena, Knoxville, Tenn.

1st round: Georgia Tech 99, ETSU 83

Dennis Scott poured in 36 points as Georgia Tech opened its run to the Final Four with a 99-83 victory over East Tennessee State. Tech scored on eight of their first nine possessions, connected on 16 of their first 19 shots and raced into halftime with a 49-24 lead. Scott scored 17 of his 36 points in the first 10 minutes. Kenny Anderson had 21 points for the Yellow Jackets while Brian Oliver added 13.

2nd round: Georgia Tech 94, LSU 91

Dennis Scott scored 30 points, including two free throws with seven seconds left, to lift Tech to a 94-91 victory over LSU. The Yellow Jackets advanced to the Sweet 16 despite a combined 40 points, 29 rebounds and eight blocked shots, from LSU seven-footers Shaquille O'Neal and Stanley Roberts. The Jackets missed 15 of their first 19 shots and fell behind 22-5, but Tech managed to cut the deficit to just 41-40 at the half. The teams traded leads throughout the second half until Kenny Anderson's basket with 1:35 put the Jackets ahead 92-91. LSU held for a final shot, but Maurice Williamson's drive to basket came up empty, and Scott's free throws sealed the outcome.



Superdome, New Orleans, La.

Regional Semifinal: Georgia Tech 81, Michigan State 80 (ot)

Kenny Anderson's controversial 20-foot jumper at the buzzer tied the game and Dennis Scott hit the game winner with a 12-foot hook shot with seven seconds remaining in overtime as Georgia Tech knocked off top-seeded Michigan State, 81-80. With the Spartans leading 75-73, Steve Smith missed the front end of a one-and-one with five seconds left, and Anderson, who finished with 31 points, took the rebound and raced down the court. The basket was originally called a three, but he was just inside the arc at the top of the key, forcing the overtime.

Regional Final: Georgia Tech 93, Minnesota 91

Dennis Scott poured in 40 points to lead Georgia Tech over Minnesota, 93-91, and into the NCAA Final Four for the first time. Kenny Anderson had 30 points and Brian Oliver added 19 as "Lethal Weapon 3" produced 89 of the Jackets' 93 points. Tech rallied from a 12-point deficit late in the first half to trail just 49-47 at the intermission. The Jackets built a five-point advantage early in the second half, but the teams traded leads until Oliver put Tech ahead for good at 84-83 with a pair of free throws with 3:50 left. Minnesota had a chance to tie or win the game when Anderson missed the front end of a one-and-one with six seconds left, but Kevin Lynch's three-point attempt was no good.

FINAL FOUR - McNichols Arena, Denver, Colo.

National Semifinal: UNLV 90, Georgia Tech 81

Georgia Tech's magical run through the NCAA Tournament came to an end at the hands of UNLV, 90-81, in the national semifinals. Tech led 53-46 at halftime, but a three-pointer by Anderson Hunt put UNLV on top 56-54 with 16:23 to play and the Rebels held off the Jackets the rest of the way. UNLV's pressure defense held Tech without a field goal during the first six minutes of the second half. Dennis Scott scored game-high 29 points, while Brian Oliver scored 24, and Kenny Anderson finished with 16 points and eight assists.

All-Southeast Regional: Kenny Anderson MVP, Dennis Scott

All-Final Four: Dennis Scott

1991 (1-1) • Midwest Region

University of Dayton Arena, Dayton, Ohio

1st round: Georgia Tech 87, DePaul 70

Kenny Anderson had 31 points, five assists, and four rebounds to lead No. 8 seed Georgia Tech over DePaul, 87-70. Jon Barry added 22 points while Malcolm Mackey scored 12 with eight rebounds. Tech shot 58.6 percent from the field to 43.5 percent for the Blue Demons.

2nd round: Ohio State 65, Georgia Tech 61

Perry Carter had 19 points and 18 rebounds and Jimmy Jackson contributed 16 points, eight rebounds and eight assists for top-seeded Ohio State. Kenny Anderson led Tech with 25 points, but made only eight of his 28 field goal attempts, and Malcolm Mackey was the only other Tech player in double figures with 10 points and a career-high 19 rebounds. Tech shot 37.5 percent from the field but still had a chance at the end. The Buckeyes, who made just two field goals in the final nine minutes, led 58-56 when Anderson hit a free throw with 32.4 seconds left, but he missed the second and Tech was forced to foul. Ohio State made seven of eight free throws in the final 30 seconds.



NCAA TOURNAMENT HISTORY

1992 (2-1) • Midwest Region

Bradley Center, Milwaukee, Wis.

1st round: Georgia Tech 65, Houston 60

Trailing 58-54 with four minutes to play, Georgia Tech finished the game with an 11-2 run to secure a 65-60 victory over Houston. Tech held the Southwest Conference champions to 35.4 percent shooting from the field while Jon Barry paced the Jackets with 17 points.

2nd round: Georgia Tech 79, Southern Cal 78

James Forrest's desperation three-pointer at the buzzer gave the Yellow Jackets 79-78 victory over No. 2 seeded Southern Cal. USC's Rodney Chatman drove the baseline past Forrest for a basket with just 2.2 seconds that put the Trojans ahead by two. Matt Geiger's inbounds pass from under the basket, intended for Jon Barry, was tipped away, and with just 0.8 seconds on the clock, Geiger inbounded from midcourt for Forrest near the sideline, and the Tech freshman threw in the first three-pointer of his career from about 25 feet. All five Tech starters scored in double figures, led by 20 from Barry and 16 each from Malcolm Mackey and Travis Best.

Kemper Arena, Kansas City, Mo.

Regional Semifinal: Memphis State 83, Georgia Tech 79 (ot)

Georgia Tech made its fourth Sweet 16 appearance in eight years, but six Memphis State free throws in overtime sealed a 83-79 victory for the Tigers. Tech led 74-72 with 17.2 seconds left in regulation when Matt Geiger missed the front end of a one-and-one. Memphis State's Billy Smith hit the tying basket with 9.3 seconds left, and the Tigers outscored the Jackets 9-5 in the overtime to advance. Tech was led by 29 points from Jon Barry while James Forrest added 16 points and 11 rebounds.

All-Midwest Regional: Jon Barry

1993 (0-1) • West Region

McKale Center, Tucson, Ariz.

1st round: Southern 93, Georgia Tech 78

Just five days after a stunning run through the Atlantic Coast Conference tournament, No. 4 seed Georgia Tech was upset in the first round of the NCAA Tournament by Southern, 93-78. Tech led by as many as 15 points in the first half and still led 44-39 at the half, but the Jaguars, who led the nation with a 97.9 scoring average, scored the first six points of the second half and took their first lead, 45-44, with 18:50 remaining. A three-pointer by Darius Mimms with 12:33 to play gave Southern the lead for good at 64-61. Jerv Vaughn Scales paced Southern with 27 points and 18 rebounds. Malcolm Mackey led Tech with 27 points and James Forrest added 24 points, but the Jackets committed 23 turnovers, 16 in the second half.



1996 (2-1) • Southeast Region

Orlando Arena, Orlando, Fla.

1st round: Georgia Tech 90, Austin Peay 79

Matt Harpring scored 27 points and grabbed 10 rebounds to lead third-seeded Georgia Tech to a 90-79 victory over No. 14 seed Austin Peay. Both teams shot better than 60 percent in the first half, which ended with Tech leading just 51-47. The Jackets opened the second half with a 9-2 run to build an 11-point lead and remained hot from the floor, connecting on 56.7 percent. Four Tech starters were in double figures as Stephon Marbury and Eddie Elisma scored 17 points each, and Mike Maddox had 16. Drew Barry contributed nine points and 11 assists.

2nd round: Georgia Tech 103, Boston College 89

Stephon Marbury poured in a career-high 29 points, hitting 10-for-12 from the field including 6-for-7 from three point range, to lead Georgia Tech over Boston College, 103-89, and into the Sweet Sixteen. Marbury also tied his career high with nine assists and had four steals and no turnovers. He led a balanced scoring attack that featured all five starters in double figures, including 20 points by Matt Harpring. The Jackets shot a season-high 61 percent from the field and set an NCAA Southeast Region record and tied the school record with 16 three-pointers en route to their highest scoring output in an NCAA Tournament game.

Rupp Arena, Lexington, Ky.

Regional Semifinal: Cincinnati 87, Georgia Tech 70

With six players scoring in double figures and an effective defense that held the Yellow Jackets to just 36.9 percent shooting, No. 2 seed Cincinnati eliminated Georgia Tech, 87-70. Cincinnati, which outrebounded Tech 45-34, was led by the interior play of Danny Fortson (12 points, 16 rebounds) and Art Long (12-8). Stephon Marbury led the Jackets with 15 points while Matt Harpring and Michael Maddox had 13 points each.

2001 (0-1) • West Region

Cox Arena, San Diego, Calif.

1st round: St. Joseph's 66, Georgia Tech 62

After trailing by 18 points early in the second half, eighth-seeded Georgia Tech rallied to pull within three in the final two minutes before falling to No. 9 seed and 23rd-ranked St. Joseph's, 66-62. Tony Akins' two free throws pulled Tech within 63-60 with 1:12 to play, and then the Hawks missed the front end of one-and-one attempts by Damian Reid and Jameer Nelson. But Yellow Jackets came up short on two scoring chances as Tony Akins' shot spun out of the basket and Alvin Jones missed an alley-oop dunk, although both players appeared to be fouled. Nelson hit two foul shots to keep St. Joe's ahead 65-60 with 29.7 seconds left. Akins led Tech with 16 points, including 7-of-7 free throws, and Darryl LaBarrie tied his career-best with 15 points. Jones finished with eight points and 10 rebounds after being held scoreless in the first half. Marvin O'Connor led the Hawks with 21 points, and Nelson added 13. St. Joe's took a 56-28 lead early in the second half before Tech scored 15 of the next 17 points to get within 48-43 with 11:47 remaining.

NCAA TOURNAMENT HISTORY



2005 (1-1) • Albuquerque Region

Gaylord Entertainment Center, Nashville, Tenn.

1st round: Georgia Tech 80, George Washington 68

Jarrett Jack led Tech with 20 points (six rebounds, six assists, 7-9 FG). Will Bynum scored 17, and B.J. Elder added 15, giving Tech's starting guards 52 of the Yellow Jackets' points in the game. Anthony McHenry added 10, his third double-figure game in seven NCAA Tournament contests. Tech shot 50 percent from the floor, going on a 12-0 second-half spurt to put the game away. The Jackets made 17 of 22 free throws and seven three-point shots.

2nd round: Louisville 76, Georgia Tech 54

Louisville employed an active zone defense to stifle Tech offensively, and hit eight of its first nine shots on offense to quickly build a double-digit lead. Led by Francisco Garcia, who hit three triples and scored 18 first-half points, the Cardinals led by 15 at the break. Tech, behind Luke Schenscher (13 points), whittled its deficit to nine points (52-43) with 9:43 remaining, but Taquan Dean canned three triples on consecutive possessions to open the Louisville lead back to 20 points. The Cardinals shot 52 percent for the game and made 10 three-point shots.

2007 (0-1) • Midwest Region

United Center, Chicago, Ill.

1st round: UNLV 67, Georgia Tech 63

UNLV made six three-point shots in the first half to take a seven-point lead into intermission, then withstood a second-half rally by Tech to capture the victory in the first meeting between the two teams since the 1990 national semifinals. The Runnin' Rebels prevailed despite making just 31.7 percent of their shots from the floor, but held Tech's leading scorers, freshmen Javaris Crittenton and Thaddeus Young, to eight points each. Anthony Morrow and Alade Aminu led the Jackets with 11 apiece.

2010 (1-1) • Midwest Region

Bradley Center, Milwaukee, Wis.

1st round: Georgia Tech 64, Oklahoma State 59

Gani Lawal scored 14 points, Derrick Favors came within a rebound of a double-double and the Yellow Jackets scored their last 13 points at the line 7th-seeded Oklahoma State 64-59 in the first meeting between the two teams since the 2004 national semifinals in San Antonio, Texas. James Anderson, the nation's third-leading scorer, was just 3 of 12 for 11 points. Held without a field goal the last 8 minutes of the game, Georgia Tech got it done at the line with Favors, Iman Shumpert and Maurice Miller going 6 of 6 in the last two minutes. Georgia Tech finished 24 of 25 from the line.

Bradley Center, Milwaukee, Wis.

2nd round: Ohio State 75, Georgia Tech 66

Evan Turner came within an assist and a rebound of his third triple-double of the season, lifting Ohio State to a 75-66 victory. Turner, a leading candidate to add national player of the year to his Big Ten honors, finished with a game-high 24 points. ACC Freshman of the Year Derrick Favors, who played just 5 minutes in the first half after picking up two quick fouls, keyed an 11-0 run that cut Ohio State's lead to 65-61 with 1:47 to play. Turner made two free throws, Lighty converted both of his after an intentional foul and the Yellow Jackets (23-13) never threatened again.

2004 (5-1) • St. Louis Region

Bradley Center, Milwaukee, Wis.

1st round: Georgia Tech 65, Northern Iowa 60

B.J. Elder hit a pivotal jumper with just 1:06 left on the clock to seal the win as Georgia Tech outlasted Northern Iowa in the first round of the NCAA Tournament. Tech, the No. 3 seed, started off strong, leading by as many as 17 before taking a 12-point lead into halftime. The Panthers started the second half with an impressive 15-2 run to lead by one. Elder answered with a jumper with 15:47 remaining in the game to give Tech the lead, which the Jackets would hold for the remainder of the game.

2nd round: Georgia Tech 57, Boston College 54

Jarrett Jack made a key steal and dunk in the final six seconds of the game as Georgia Tech advanced to the Sweet 16. The Jackets jumped out to an 11-point lead in the second half before a Boston College run put the Eagles ahead by one. Jack made two free throws to put Tech ahead by with only 25 seconds remaining, then stole an inbounds pass and drove the length of the floor for the game-clinching dunk.

Edward Jones Dome, St. Louis, Mo.

Regional Semifinal: Georgia Tech 72, Nevada 67

Following an injury to Tech's leading scorer B.J. Elder just two minutes into the game, senior Marvin Lewis had one of the best games of his career, scoring 23 points and pulling down five rebounds against the Wolf Pack to keep Tech's NCAA run alive. With just over 65 seconds remaining in the game, Will Bynum drove the baseline for a layup to give Tech the lead for good at 69-67 and lift Georgia Tech to the regional finals for just the third time in school history.

Regional Final: Georgia Tech 79, Kansas 71 (ot)

After Will Bynum hit a three-pointer to break a 71-71 tie in overtime, Jarrett Jack went 4-for-4 from the line in the final 47 seconds to finish with a career-high 29 points and lead Georgia Tech to its first appearance in the Final Four since the 1990 season. Luke Schenscher scored 15 points and Clarence Moore tied a season high with 14 of his own in the contest.

FINAL FOUR - Alamodome, San Antonio, Texas

National Semifinal: Georgia Tech 67, Oklahoma State 65

Will Bynum drove to the basket around a screen by Luke Schenscher to score on a layup with 1.5 seconds remaining, lifting Georgia Tech past Oklahoma State after the Cowboys had rallied from a six-point deficit in the final four minutes to tie the game at 65. Bynum finished the game with 11 points and scored the game-winner for Tech for the third straight game. Schenscher scored 19 points (with 12 rebounds) to lead four Yellow Jackets in double figures, including 15 from senior Marvin Lewis, who canned five three-pointers in the first half.

National Championship:

Connecticut 82, Georgia Tech 73

Connecticut left no chance for a Georgia Tech miracle in the national championship game, building a 41-26 halftime lead and expanding the margin to as many as 25 before the Yellow Jackets got hot in the final 10 minutes. Tech shot 29.4 percent in the first half and made just 4 of 11 free throws to dig itself a hole from which it could not recover. Emeka Okafor scored 24 points with 15 rebounds for the Huskies, and Ben Gordon added 21. Will Bynum led the Jackets with 17 points off the bench.

All-St. Louis Regional: Jarrett Jack (MVP), Clarence Moore

All-Final Four: Will Bynum, Luke Schenscher

REGULAR-SEASON EVENTS

2016 ACC-BIG TEN CHALLENGE
 Bryce Jordan Center, State College, Pa.
 Penn State 67, Georgia Tech 60

2015 NIT Pre-Season Tipoff
McCamish Pavilion, Atlanta, Ga.
 Georgia Tech 107, Green Bay 77
 East Tennessee State 69, Georgia Tech 68
Barclays Center, Brooklyn, N.Y.
 Georgia Tech 83, Arkansas 73
 Villanova 69, Georgia Tech 52
 All-Tournament: Charles Mitchell

2014 ORLANDO CLASSIC
HP Pavilion, Lake Buena Vista, Fla.
 Marquette 72, Georgia Tech 70
 Georgia Tech 61, Rider 54
 Georgia Tech 64, Rhode Island 61

2014 ACC-BIG TEN CHALLENGE
Welsh-Ryan Arena, Evanston, Ill.
 Georgia Tech 66, Northwestern 58

2013 BARCLAYS CENTER CLASSIC
Barclays Center, Brooklyn, N.Y.
 Mississippi 77, Georgia Tech 67
 St. John's 69, Georgia Tech 58

2013 ACC-BIG TEN CHALLENGE
McCamish Pavilion, Atlanta, Ga.
 Georgia Tech 67, Illinois 64

2012 DIRECTV CLASSIC
Anaheim (Calif.) Convention Center
 Georgia Tech 54, Rice 36
 California 68, Georgia Tech 57
 Georgia Tech 65, Saint Mary's 56

2012 ACC-BIG TEN CHALLENGE
Assembly Hall, Champaign, Ill.
 Illinois 75, Georgia Tech 62

2011 CHARLESTON CLASSIC
TD Arena, Charleston, S.C.
 Saint Joseph's 66, Georgia Tech 53
 Georgia Tech 73, VCU 60
 LSU 59, Georgia Tech 50

2011 ACC-BIG TEN CHALLENGE
Philips Arena, Atlanta, Ga.
 Northwestern 76, Georgia Tech 60

2010 LEGENDS CLASSIC
Alexander Memorial Coliseum, Atlanta, Ga.
 Georgia Tech 78, Albany 51
 Georgia Tech 77, Niagara 51
Boardwalk Hall, Atlantic City, N.J.
 Georgia Tech 71, UTEP 61
 Syracuse 80, Georgia Tech 76
 All-Classic: Brian Oliver

2010 ACC-BIG TEN CHALLENGE
Welsh-Ryan Arena, Evanston, Ill.
 Northwestern 91, Georgia Tech 71

2010 PUERTO RICO TIP-OFF
Coliseo de Puerto Rico, San Juan, PR.
 Dayton 63, Georgia Tech 59
 Georgia Tech 70, George Mason 62
 Georgia Tech 85, Boston University 67

2008 ACC-BIG TEN CHALLENGE
Alexander Memorial Coliseum, Atlanta, Ga.
 Penn State 85, Georgia Tech 83

2007 PARADISE JAM
St. Thomas, U.S. Virgin Islands
 Georgia Tech 79, Charlotte 77
 Winthrop 79, Georgia Tech 73
 Georgia Tech 70, Notre Dame 69
 All-Tournament: Jeremis Smith

2007 ACC-BIG TEN CHALLENGE
Assembly Hall, Bloomington, Ind.
 Indiana 83, Georgia Tech 79

2006 EA SPORTS MAUI INVITATIONAL
Lahaina Civic Center, Lahaina, Maui
 Georgia Tech 79, Purdue 61
 Georgia Tech 92, Memphis 85
 UCLA 88, Georgia Tech 73
 All-Tournament: Lewis Clinch

2006 ACC-BIG TEN CHALLENGE
Alexander Memorial Coliseum, Atlanta, Ga.
 Georgia Tech 77, Penn State 73

2005 ACC-BIG TEN CHALLENGE
Beslin Center, East Lansing, Mich.
 Michigan State 88, Georgia Tech 86

2004 CHICK-FIL-A PEACH BOWL CLASSIC
Philips Arena, Atlanta, Ga.
 Georgia Tech 64, Air Force 42

2004 ACC-BIG TEN CHALLENGE
Alexander Memorial Coliseum, Atlanta, Ga.
 Georgia Tech 99, Michigan 68

2003 PRESEASON NIT
 Georgia Tech 79, Louisiana-Lafayette 45 (home)
 Georgia Tech 75, Hofstra 56 (home)
 Georgia Tech 77, Connecticut 61 (semis*)
 Georgia Tech 85, Texas Tech 65 (finals*)
 All-Tournament: Isma'il Muhammad (MVP), B.J. Elder, Jarrett Jack
**at Madison Square Garden*

2003 CHICK-FIL-A PEACH BOWL CLASSIC
Philips Arena, Atlanta, Ga.
 Georgia Tech 75, Saint Louis 62

2003 ACC-BIG TEN CHALLENGE
Value City Arena, Columbus, Ohio
 Georgia Tech 73, Ohio State 53

2002 CHICK-FIL-A PEACH BOWL CLASSIC
Philips Arena, Atlanta, Ga.
 Tennessee 70, Georgia Tech 69

2002 ACC-BIG TEN CHALLENGE
Williams Arena, Minneapolis, Minn.
 Minnesota 64, Georgia Tech 63

2001 CHICK-FIL-A PEACH BOWL CLASSIC
Philips Arena, Atlanta, Ga.
 Georgia Tech 96, Syracuse 80

2001 ACC-BIG TEN CHALLENGE
Alexander Memorial Coliseum
 Georgia Tech 62, Wisconsin 61

2001 LAS VEGAS INVITATIONAL
Valley High School, Las Vegas, Nev.
 Georgia Tech 70, Eastern Illinois 65
 Illinois 105, Georgia Tech 66
 Saint Louis 67, Georgia Tech 54

2000 ACC-BIG TEN CHALLENGE
Carver-Hawkeye Arena, Iowa City, Iowa
 Iowa 85, Georgia Tech 67

2000 WOODEN CLASSIC
Arrowhead Pond, Anaheim, Calif.
 Georgia Tech 72, UCLA 67

2000 DELTA AIR LINES HOLIDAY CLASSIC
Philips Arena, Atlanta, Ga.
 Georgia Tech 86, Kentucky 84

2000 STANFORD INVITATIONAL
Maples Pavilion, Stanford, Calif.
 Georgia Tech 78, Idaho State 56
 Stanford 80, Georgia Tech 66
 All-Tournament: Alvin Jones, Shaun Fein

1999 GREAT ALASKA SHOOTOUT
Sullivan Arena, Anchorage, Alaska
 Georgia Tech 100, Grambling State 88
 Georgia Tech 82, Washington 65
 Kansas 84, Georgia Tech 70 (finals)
 All-Tournament: Jason Collier, Alvin Jones

1999 ACC-BIG TEN CHALLENGE
Philips Arena, Atlanta, Ga.
 Michigan 80, Georgia Tech 77

1999 DELTA AIR LINES HOLIDAY CLASSIC
Philips Arena, Atlanta, Ga.
 Stanford 64, Georgia Tech 61 (ot)

1998 HOLIDAY FESTIVAL
Madison Square Garden, New York, N.Y.
 Hofstra 62, Georgia Tech 41
 Georgia Tech 72, Iona 65 (3rd)

1998 BIG ISLAND INVITATIONAL
Afook-Chinen Civic Auditorium, Hilo, Hawaii
 Georgia Tech 65, New Orleans 63 (ot)
 Georgia Tech 58, West Virginia 53
 Washington 76, Georgia Tech 60
 All-Tournament: Alvin Jones, Jason Floyd

1998 DELTA AIR LINES HOLIDAY CLASSIC
Georgia Dome, Atlanta, Ga.
 Kentucky 80, Georgia Tech 39

1997 PUERTO RICO SHOOTOUT
Eugenio Guerra Sports Complex, Bayamon, PR.
 Georgia Tech 62, Alabama 60
 Georgia Tech 77, St. John's 65
 Georgia Tech 73, Louisville 69
 All-Tournament: Matt Harpring (MVP), Michael Maddox, Dion Glover

1997 DELTA AIR LINES HOLIDAY CLASSIC
Georgia Dome, Atlanta, Ga.
 Georgia Tech 94, Louisville 86
 MVP: Dion Glover

1996 DELTA AIR LINES HOLIDAY CLASSIC
Georgia Dome, Atlanta, Ga.
 Kentucky 88, Georgia Tech 59

1996 HOLIDAY FESTIVAL
Madison Square Garden, New York, N.Y.
 Georgia Tech 58, Hofstra 47
 St. John's 67, Georgia Tech 55 (finals)
 All-Tournament: Gary Saunders

1995 PRESEASON NIT
 Georgia Tech 87, Manhattan 67*
 Georgia Tech 83, Oklahoma 72*
 Georgetown 94, Georgia Tech 72 (semis#)
 Georgia Tech 77, Michigan 61 (3rd#)
**Georgia Dome, #Madison Square Garden*

1995 CABLE CAR CLASSIC
San Jose (Calif.) Arena
 Bradley 84, Georgia Tech 82
 Santa Clara 71, Georgia Tech 66
 All-Tournament: Stephon Marbury

1995 JEEP-EAGLE CLASSIC
Georgia Dome, Atlanta, Ga.
 Georgia Tech 88, Louisville 77
 MVP: Matt Harpring

1995 JIMMY V CLASSIC
Brendan Byrne Arena, East Rutherford, N.J.
 Massachusetts 75, Georgia Tech 67

1994 RAINBOW CLASSIC
Special Events Center, Honolulu, Hawaii
 Cincinnati 69, Georgia Tech 66
 Georgia Tech 89, Oklahoma 85
 Duke 75, Georgia Tech 68

1994 KUPPENHEIMER CLASSIC
Georgia Dome, Atlanta, Ga.
 Louisville 77, Georgia Tech 72
 All-Tournament: Travis Best

1993 HOLIDAY FESTIVAL
Madison Square Garden, New York, N.Y.
 Georgia Tech 57, Temple 51
 Georgia Tech 71, St. John's 69 (Finals)
 All-Tournament: Martice Moore (MVP)

1993 KUPPENHEIMER CLASSIC
Georgia Dome, Atlanta, Ga.
 Georgia Tech 86, Vanderbilt 77 (ot)
 All-Tournament: James Forrest, Travis Best

1993 HALL OF FAME TIP-OFF CLASSIC
Springfield, Mass.
 Michigan 80, Georgia Tech 70

1992 KUPPENHEIMER CLASSIC
Georgia Dome, Atlanta, Ga.
 Georgia Tech 87, Louisville 85
 All-Tournament: James Forrest (MVP), Malcolm Mackey

1991 PRESEASON NIT
 Georgia Tech 93, James Madison 69 (home)
 Georgia Tech 84, Colorado State 67 (home)
 Georgia Tech 120, Texas 107 (semis*)
 Oklahoma St. 78, Georgia Tech 71 (finals*)
 All-Tournament: Malcolm Mackey, Matt Geiger
**at Madison Square Garden*

1991 ACC-BIG EAST CHALLENGE
The Omni, Atlanta, Ga.
 Georgia Tech 80, Villanova 59

1991 KUPPENHEIMER CLASSIC
The Omni, Atlanta, Ga.
 Georgia Tech 81, Kentucky 80
 All-Classic: Jon Barry (MVP), Malcolm Mackey

1990 SUGAR BOWL TOURNAMENT
New Orleans, La.
 Georgia Tech 95, Tulane 83
 Georgia Tech 99, Villanova 87
 All-Tournament: Kenny Anderson (MVP), Malcolm Mackey, Jon Barry

1990 KUPPENHEIMER CLASSIC
The Omni, Atlanta, Ga.
 Georgia Tech 135, Loyola Marymount 94
 All-Tournament: Kenny Anderson (MVP), Jon Barry

1990 ACC-BIG EAST CHALLENGE
Capital Centre, Landover, Md.
 St. John's 73, Georgia Tech 72 (ot)

1989 KUPPENHEIMER CLASSIC
The Omni, Atlanta, Ga.
 Georgia Tech 98, Morehead State 76
 Georgia Tech 111, Pittsburgh 92
 All-Tournament: Kenny Anderson (MVP), Dennis Scott, Brian Oliver

1989 ACC-BIG EAST CHALLENGE
Hartford (Conn.) Civic Center
 Georgia Tech 93, Pittsburgh 92

1988 RAINBOW CLASSIC
Blaisdell Center, Honolulu, Hawaii
 Georgia Tech 87, Houston 78
 Illinois 80, Georgia Tech 75
 Georgia Tech 72, Purdue 69
 All-Tournament: Dennis Scott, Tom Hammonds

1987 PRE-SEASON NIT
 Georgia Tech 114, Alcorn State 71 (home)
 Florida 80, Georgia Tech 69 (at Florida)

1987 COTTON STATES CLASSIC
The Omni, Atlanta, Ga.
 Georgia Tech 90, William & Mary 59
 Georgia Tech 83, Auburn 72
 All-Tournament: Duane Ferrell, Tom Hammonds

1986 CENTRAL FIDELITY HOLIDAY CLASSIC
Robins Center, Richmond, Va.
 Georgia Tech 67, Stanford 65
 Richmond 67, Georgia Tech 62 (ot)
 MVP: Duane Ferrell

HISTORY

REGULAR-SEASON EVENTS

Tournament Tote Board

Event	App.	W-L	Titles	Last
ACC-Big East Challenge	3	2-1	-	1991
ACC-Big Ten Challenge	16	6-10	-	2016
All-College Tournament	2	2-4	-	1956
Barclays Center Classic	1	0-2	-	2013
Bruin Classic	2	1-4	-	1969
Cotton States Classic#	4	8-0	4	1989
DirectTV (Anaheim) Classic	1	2-1	-	2012
Gator Bowl	7	7-8	2	1985
Hall of Fame/Tip-Off Classic	2	0-2	-	1993
Chick-fil-A Peach Bowl Classic for Kids*	15	10-5	7	2004
Holiday Festival	4	5-3	1	1998
Legends Classic	1	3-1	-	2010
Maryland Invitational	3	2-4	-	1977
Maui Invitational	1	2-1	-	2006
NIT Season Tip-Off (formerly Pre-season NIT)	5	13-5	1	2015
North-South Doubleheader	8	4-12	-	1977
Orlando Classic	1	2-1	-	2014
Paradise Jam	1	2-1	-	2007
Poinsettia Tournament	2	2-2	-	1975
Puerto Rico Tip-Off	2	5-1	1	2010
Queen City Tournament	2	3-3	-	1955
Rainbow Classic	3	6-3	1	1994
Sugar Bowl	2	2-2	1	1990
Sun Bowl	2	0-4	-	1981

*One day doubleheader was formerly known as the Delta Air Lines Holiday Classic for Kids, Jeep Eagle Classic and Kuppenheimer Classic

#Known as the Kuppenheimer Classic in 1989.

1986 SUNTORY BALL

Tokyo, Japan

Georgia Tech 65, Boston College 62 (ot)
Georgia Tech 63, SMU 54

All-Tournament: Tom Hammonds (MVP), Duane Ferrell, Bruce Dalrymple

1986 HOLIDAY FESTIVAL

Madison Square Garden, New York, N.Y.

Georgia Tech 79, Rutgers 61

St. John's 62, Georgia Tech 53

All-Tournament: Duane Ferrell

1985 COTTON STATES CLASSIC

The Omni, Atlanta, Ga.

Georgia Tech 90, Texas 55

Georgia Tech 82, Navy 64

All-Tournament: Mark Price (MVP), Duane Ferrell, John Salley, Bruce Dalrymple

1985 GATOR BOWL CLASSIC

Jacksonville, Fla.

Georgia Tech 83, Texas A&M 58

Georgia Tech 72, Jacksonville 53

All-Tournament: Mark Price (MVP), John Salley, Tom Hammonds, Bruce Dalrymple

1985 HALL OF FAME TIP-OFF CLASSIC

Springfield, Mass.

Michigan 49, Georgia Tech 44

1984 RAINBOW CLASSIC

Blaisdell Center, Honolulu, Hawaii

Georgia Tech 72, Arkansas 52

Georgia Tech 65, Washington 58

Georgia Tech 70, Maryland 69

All-Tournament: Mark Price (MVP), Bruce Dalrymple

1983 COTTON STATES CLASSIC

The Omni, Atlanta, Ga.

Georgia Tech 66, Nebraska 49

Georgia Tech 57, Alabama 54

All-Tournament: Mark Price (MVP), Bruce Dalrymple, Yvon Joseph

1983 CASABA CLUB CLASSIC

Spanos Center, Stockton, Calif.

Georgia Tech 67, Pepperdine 56

Georgia Tech 73, Central Michigan 71

All-Tournament: Yvon Joseph (MVP), Bruce Dalrymple

1981 SUN BOWL TOURNAMENT

El Paso, Texas

UTEP 73, Georgia Tech 44

Oklahoma State 59, Georgia Tech 57

1980 GATOR BOWL TOURNAMENT

Jacksonville, Fla.

Purdue 53, Georgia Tech 45

Jacksonville 64, Georgia Tech 41

1979 ROANOKE TIMES & WORLD NEWS HOLIDAY CLASSIC

Roanoke (Va.) Civic Center

Georgia Tech 83, Alabama 59

Virginia Tech 67, Georgia Tech 62

All-Tournament: Brook Steppe (MVP), Lenny Horton

1978 PILLSBURY CLASSIC

Minneapolis, Minn.

Georgia Tech 83, Brigham Young 81

Minnesota 57, Georgia Tech 56

All-Tournament: Sammy Drummer, Tico Brown

1977 MARYLAND INVITATIONAL

Cole Field House, College Park, Md.

Georgia Tech 73, St. John's 67

Maryland 65, Georgia Tech 63

1977 DAYTON INVITATIONAL

Dayton, Ohio

Georgia Tech 64, Oregon 57

Dayton 65, Georgia Tech 63

1977 NORTH-SOUTH DOUBLEHEADER

Charlotte, N.C.

North Carolina 97, Georgia Tech 74

NC State 81, Georgia Tech 71

1976 MARSHALL INVITATIONAL

Huntington, W.Va.

Idaho State 88, Georgia Tech 72

Georgia Tech 80, Columbia 79

1976 NORTH-SOUTH DOUBLEHEADER

Charlotte, N.C.

North Carolina 79, Georgia Tech 74

Georgia Tech 78, NC State 67

1975 POINSETTIA TOURNAMENT

Greenville, S.C.

Georgia Tech 98, Furman 81

Rutgers 94, Georgia Tech 87

1975 KENTUCKY INVITATIONAL

Memorial Coliseum, Lexington, Ky.

Kentucky 66, Georgia Tech 64

Arizona State 85, Georgia Tech 70

1975 NORTH-SOUTH DOUBLEHEADER

Charlotte, N.C.

NC State 101, Georgia Tech 66

North Carolina 111, Georgia Tech 81

1974 MARYLAND INVITATIONAL

College Park, Md.

Maryland 105, Georgia Tech 67

Georgia Tech 70, St. Bonaventure 61 (ot)

1974 NORTH-SOUTH DOUBLEHEADER

Charlotte, N.C.

NC State 98, Georgia Tech 54

North Carolina 108, Georgia Tech 70

1973 OLD DOMINION TOURNAMENT

Norfolk, Va.

Baylor 108, Georgia Tech 80

Yale 101, Georgia Tech 95

1973 NORTH-SOUTH DOUBLEHEADER

Charlotte, N.C.

North Carolina 107, Georgia Tech 72

NC State 118, Georgia Tech 94

1972 MARYLAND INVITATIONAL

Cole Field House, College Park, Md.

Maryland 90, Georgia Tech 55

Bowling Green 102, Georgia Tech 87

1972 NORTH-SOUTH DOUBLEHEADER

Charlotte, N.C.

NC State 87, Georgia Tech 70

North Carolina 118, Georgia Tech 73

1971 CHARLOTTE INVITATIONAL

Charlotte, N.C.

Davidson 91, Georgia Tech 66

Rutgers 91, Georgia Tech 64

1971 NORTH-SOUTH DOUBLEHEADER

Charlotte, N.C.

North Carolina 87, Georgia Tech 58

Georgia Tech 73, NC State 66

1970 NORTH-SOUTH DOUBLEHEADER

Charlotte, N.C.

Georgia Tech 89, NC State 77

Georgia Tech 104, North Carolina 95

1970 GATOR BOWL TOURNAMENT

Jacksonville, Fla.

Georgia Tech 69, Florida 58

St. Bonaventure 70, Georgia Tech 68

1969 BRUIN CLASSIC

Pauley Pavilion, Los Angeles, Calif.

UCLA 121, Georgia Tech 90

Indiana 87, Georgia Tech 65

1968 SUN BOWL TOURNAMENT

El Paso, Texas

UTEP 75, Georgia Tech 71

Oklahoma City 59, Georgia Tech 57

1967 CHICAGO CLASSIC

Chicago, Ill.

Illinois 65, Georgia Tech 54

Loyola 96, Georgia Tech 71

1966 BRUIN CLASSIC

Pauley Pavilion, Los Angeles, Calif.

Georgia Tech 101, Michigan 70

UCLA 91, Georgia Tech 72

Illinois 83, Georgia Tech 71

1965 HURRICANE CLASSIC

Miami, Fla.

Louisville 54, Georgia Tech 48

Georgia Tech 83, Boston College 40

1964 SUGAR BOWL TOURNAMENT

New Orleans, La.

Louisville 77, Georgia Tech 71

Texas Tech 95, Georgia Tech 90

1963 MILWAUKEE CLASSIC

Milwaukee, Wis.

Georgia Tech 84, Marquette 83

Wisconsin 104, Georgia Tech 84

1962 GATOR BOWL TOURNAMENT

Jacksonville, Fla.

Georgia Tech 73, Virginia Tech 72 (ot)

Georgia Tech 73, Florida 61

1961 POINSETTIA TOURNAMENT

Greenville, S.C.

Georgia Tech 72, Furman 65

Arkansas 72, Georgia Tech 42

1960 GATOR BOWL TOURNAMENT

Jacksonville, Fla.

Georgia Tech 54, Georgia 51

Navy 63, Georgia Tech 60

1960 BLUEGRASS TOURNAMENT

Louisville, Ky.

Louisville 74, Georgia Tech 65

Utah State 67, Georgia Tech 62

1957 MOTOR CITY CLASSIC

Detroit, Mich.

Georgia Tech 67, Marquette 58

Georgia Tech 70, Detroit 66

1956 ALL COLLEGE TOURNAMENT

Oklahoma City, Okla.

Marquette 102, Georgia Tech 78

Georgia Tech 75, Idaho State 72

Georgia Tech 79, Texas Tech 66

1955 QUEEN CITY TOURNAMENT

Buffalo, N.Y.

Georgia Tech 65, Westminster 56

Georgia Tech 86, Canisius 82

Xavier 92, Georgia Tech 67

1954 QUEEN CITY TOURNAMENT

Buffalo, N.Y.

Georgia Tech 72, Idaho State 69 (ot)

Canisius 70, Georgia Tech 56

Georgetown 68, Georgia Tech 62

1953 GATOR BOWL TOURNAMENT

Jacksonville, Fla.

Georgia 66, Georgia Tech 64

Georgia Teachers College 101, Georgia Tech 80

Florida 63, Georgia Tech 59

1952 GATOR BOWL TOURNAMENT

Jacksonville, Fla.

Florida 68, Georgia Tech 60

Georgia Tech 71, Georgia 54

1951 CAROLINA INVITATIONAL

Charlotte, N.C.

South Carolina 78, Georgia Tech 63

Georgia Tech 79, Auburn 62

Georgia Tech 78, Davidson 60

1949 DIXIE CLASSIC

Reynolds Coliseum, Raleigh, N.C.

Georgia Tech 64, Wake Forest 57

NC State 57, Georgia Tech 34

Georgia Tech 63, West Virginia 48

1947 ALL-COLLEGE TOURNAMENT

Oklahoma City, Okla.

Texas 54, Georgia Tech 45

Rice 43, Georgia Tech 42

Hamline 52, Georgia Tech 35

TECH LETTERWINNERS

A

Abel, Nelson	1944
Akers, Lane	1954-56
Akins, Anthony J.	1999-01
Akins, Terry E.	1968-69
Allen, Harry B.	1973-74; 75-76
Allgood, William L.	1977-78
Aminu, A. Abade	2006-07-08-09
Anderson, Gene	1952-53
Anderson, J.C.	1947-48-49-50
Anderson, Kenneth	1980-91
Anderson, L.F.	1937-38-39
Anderson, Marvin E.	1954-55
Anderson, Tysor D.	2007-08-09
Andrews, Jay (mgr)	1995-96-97
Arnold, John W.	1965
Austin, Michael B.	1951-52-53
Azar, Nicholas	1926-27-28

B

Babul, Jonathan R.	1997-99-00-01
Baker, Avril (mgr)	1988-90
Balby, FB	1909
Balanis, Roderick A.	1991-92-93-94
Barbie, Tom	1994
Barnes, Darryl	1990, 92-93-94
Barron, Carter	1926
Barry, Drew W.	1993-94-95-96
Barr, Jon A.	1991-92
Bell, D'Andre B.	2006-07-08-10
Bergman, Herb	1947-48
Best, Travis E.	1992-93-94-95
Bills, Jack	1945
Birns, Karl V.	1972
Birns, William	1946
Blackwell, Hoyde	1940-41-42
Blenker, Benjamin B.	1948-49-50-51
Blenker, Ray	1957-58-59
Boswert, David R.	1988
Bolden, Christopher J.	2013-15
Bolton, Roger P.	1954
Bosh, Christopher W.	2003
Bostick, H.C.	1909
Bottrif, Michael B.	1974-75-76
Bouliware, Burtz	1935-36-37
Bowling, Tom	1967
Boyd, Michael (mgr)	2005-06
Bradford, Maurice	1980-83
Brennan, Bryan W.	1995-96-97
Brewster, Jimmy	1922
Brittan, Maurice D.	1989
Brendenine, Robert E.	1966-67-68
Brooks, Robert A.	2001-04
Brown, Bruce J.	1972
Brown, Karl J.	1989-90
Brown, Mark (mgr)	1984-85-86
Brown, Tico M.	1977-78-79
Broyles, Frank	1943-44-45, 47
Bryan, Morris	1932
Bullock, Ralph	1928
Burdick, George P.	1956-57-58
Burden, Preston (mgr)	2006-07-08
Burton, Richard E. (mgr)	1968
Butsky, Charles B. (mgr)	1964
Byrd, Anthony	1982-83-84
Bynum, William	2004-05

C

Cage, Gary B., Jr.	2006-08-09
Calwell, James W.	1963-64-65
Callwell, Robert C.	1964-65-66
Campbell, Preston W.	1973-74-75
Cappetta, Steven (mgr)	2009
Carroll, Jess M.	1955-56-57
Carroll, Pat (mgr)	1987
Carter, Jr., Robert L.	2013-14
Cassidy, Omar A.	1997
Causey, Matthew D.	2008
Center, Dave	1933
Chenay, Walter M. (mgr)	1974-75
Clark, David W.	1966-67-68
Clinch, L. Lewis	2006-07-08-09
Cline, William S.	1950-51-52
Cohen, Leonard R.	1955-56-57
Cohen, William	1953-54-55-56
Cole, Michael D.	1979-81-82
Colman, W.B.	1909
Coller, Dick	1944-45-47
Coller, Jason J.	1999-00
Coller, Jeffrey R.	1973
Connerly, Duffy (mgr)	1984-85
Coogler, Justin (mgr)	2010
Coppelard, Arthur	1947
Cox, Demarco A.	2015
Crabb, Michael (mgr)	1957
Cradlock, Robert D.	1963-64-65
Craig, Derek D.	2009-11-12
Crake, Eric	1952-53
Crawford, Henry	1934-35-36
Cray, Andy (mgr)	2009-10
Crittendon, Javaris C.	2007
Crosby, David	1941
Culbreth, Albert W.	1998
Cullen, Matt (mgr)	1971-72
Cunie, Rigdon (mgr)	1950-51
Cushman, H.	1914

D

Dalrymple, Henry V.	1994-95-96-97
Daugherty, Michael R.	1974
Davis, Bob	1944-45-46
Davis, Robert C.	1973-75
Davis, Tyler A.	2005
Dawson, V.S.	1909
Delong, George, Jr. (mgr)	1963
Demioke, Skinny	1922
Denton, David R.	1956-59-60
Dene, Robert W.	1959-60
Diani, Papp S.	2006-07
Dickey, Pat Sean M.	2005-06-07
Dieng, Bassrou	2009
Doolwater, Jay (mgr)	1987-88

E

Dold, Melvin J.	1948-49-50-51
Domalk, Brian A.	1989-90-91
Doyle, W. Brooks	2013-14-15
Doyle, Johnny	1946
Drummer, Sammy L.	1978-79
Dunn, Mike (mgr)	1999-00
Dyer, Vaughn	1952

E

Ebdon, Joe	1938
Ehoffs, Ramon	1946
Eldford, Joe Emf	1922
Eldson, William R.	1962-63-64
Elder, Barry J.	2002-05
Elmsa, Andrew	1994-95-96-97
Elms, Andrew (mgr)	2009
Emminger, Fritz (mgr)	1952
Ewing, David W.T.	2002-03

F

Fagg, David (mgr)	1979
Fair, Clay (I)	1936
Farrall, Terry D.	1972
Favors, Derrick B.	2009-10
Faye, Muhammad	2007-08
Fein, Shaun R.	2000-01
Ferrell, Duane	1985-86-87-88
Field, Wesley O.	1965-66-67
Floyd, Jason C.	1997-98-99-00
Fondan, Marcus (mgr)	2009-10
Fore, Antoine	1985-87
Fore, Clyde W.	1971-72
Foreman, Nicholas M.	2009-10-11-12
Fores, James C.	1992-93-94-95
Foster, Harold L.	1974-75-76-77
Fox, Gilbert	1921
Fredrick, Zambollet II	2005-06
Fritch, James L.	1948-49-50-51
Funkenstein, Louis (mgr)	1965-66-67

G

Gaddy, James W.	1992-93
Gardner, Scott	1982
Gaston, Juan V.	1936
Gaston, Robert W.	1944
Geiger, Matthew A.	1991-92
George, Nicholas	1926
Georges-Hunt, Marcus A.	2013-14-15-16
Gier, John K.	1960-61-62
Giacca, Paul (mgr)	1995-96-97-98
Gadden, B. (mgr)	1972-73
Gaden, R.F.	1909
Gann, William	1933-34-35
Gover, M. Dondae	1998
Godwin, Paul	1948-49
Golden, Sid	1930
Golden III, Robert W. (Trac)	2014
Goldner, Ralph	1963
Good, Chris	1980
Goode, William E. (mgr)	1962
Gooding, Hugh	1930
Goza, Lee	1981-82
Green, Michael D.	1975-76
Gueys, Abdoulaye	2015-17
Gurry, Colin A.	2014
Guth, Stanley W.	1966-67-68

H

Hagan, Scott (mgr)	1993-94-95-96-97
Hais, Fredrick	1947
Hall, Fredrick	1980-81
Hamilton, Andrew (mgr)	2005-06-07-08
Hamilton, Baskley K. (mgr)	2005-06-07-08-09-10
Hamilton, Hoyt (mgr)	1977-78-79-80
Hammonds, Tom E.	1986-87-88-89
Hansen, Harold	1925-26
Harikoka, Todd C.	1992-93-94-95
Harping, Matthew J.	1999-00-02 (mgr), 01 (player)
Harris, Ed	1928
Harris, Norman	2017
Harris, Norman	1909
Hartley, Tim	1983-84
Harvell, John	1952-53-54
Haymans, Walter	1938-39-40
Hays, Lawrence	1935-36
Hazelhurst, J.G. (mgr)	1909
Heam, Tivy	1942
Heam, Jim	1942
Heath, Josh S.	2015-16-17
Heeke, Frank	1930
Helms, Joe M.	1955-56
Herbert, John L.	1962-64
Heyward, Corey W.	2014-15-16-17
Hicks, Nathaniel R.	2011-12
Hightower, W.H. (mgr)	1909
Hill, Alex	2009
Hill, Bryan M.	1991-92-93
Hill, Doug	1952
Hill, James E.	1964, 66
Hodge, Julian T.	1995-96
Hoffman, John R.	1959-60-61
Hoggie, John M.	1970-71-72
Hogue, Jim	1980
Holladay, Durand	1944-45
Holladay, Durand	1965
Holloway, James N.	2011-12-13-14
Horton, Lenard	1977-78-79-80
Howard, Brian	1982
Howard, Clarence	1954
Hoxhaj, M. (mgr)	2011-12-13-14
Hughes, Mack	1955-56 (mgr)
Hunt, Alexander T.	1974-75-76
Hyder, James T. (mgr)	1960-61
Hyder, John C.	1935-36-37
Hyder, John T.	1971-72-73

I

Ingram, Jon E. (mgr)	1968
Inman, Frank, Jr.	1958-59
Inman, George W.	1958
Iserhour, Michael	2000-01

J

Jack, Jarrett H.	2003-04-05
Jackson, Tadno D.	2015-16-17
Jacobs, Nicolas	2016
Jamison, Cecil	1925-26
Jenks, Emory	1922
Johnson, Billy	1944
Johnson, Harold	1945
Johnson, James W.	1956-57-58
Johnson, William O.	1940-42
Johnston, Bo	1936-37-38
Jones, Avin, III	1998-99-00-01
Jones, Ben	1936
Jones, B. Keith	2005-06
Jones, Ed	1938
Jordan, Bill	1936-37-38
Jordan, Pierre	2012-13
Jorgenson, Travis K.	2014-15-16
Joseph, Yvon	1984-85
Joseph, Coleman P.	1965-66-67
Judy, Matt (mgr)	1996-97-98-99-00
Juniper, Jimmy	1946

K

Kaiser, Roger A.	1959-60-61
Katz, Kelly	1932
Katz, Morris	1934-35
Keener, Marvin J.	1948-49-50-51
Kelly, C. Ashley	1996-98-99
Kelly, John R., II	1993-95-96
Kelly, Lake D.	1954-55-56
Kemney, Charles H.	1965-66-67
Ketner, Joe (tr)	1998-99-00
Khan, Fred (mgr)	1957
Kidd, Culver	1934-35-36
Kimmel, Robert B.	1954-55-56-57
Kincaid, Kevin	1997-99
Klarer, Drew (mgr)	2011-12-13-14
Klosterman, Henry	1946
Kowalski, Dave	1981

L

LaBarre, Darryl A.	1999-00-01
Lammers, Benjamin W.	2012-13-14-15
Lance, Jake	1944
Landy, Frank E.	1961-62
Lane, N. Halston	2001-02
Larner, Will (mgr)	2002-04
Larson, Ben	1927
Laser, Carl O., Jr.	2008-09-10
Lee, Henry	1981
Lennott, Richard	1953-54-55-56
Lewis, Carlton	1940-42
Lewis, Marvin A.	2001-04
Liamtono, Giuseppe (mgr)	1990-91-92
Lockwood, Billy (mgr)	1946
Lupton, Dale	1949-50
Lutz, Samuel A. (mgr)	1970
Lytt, Stuart	1981-82

M

MacGregor, Dan	1955
Machado, Fabio E.	1997-98
Mackey, Malcolm M.	1990-91-92-93
Maddox, Michael J.	1995-96-97-98
Mann, John S.	1977-78-79-80
Marsall, Jack	1983-84-85-86
Marbury, Stephen X.	1996
Maree, Vance	1929
Martin, Michael W.	1975
Martinson, John P.	1985-86-87-88
Matheson, Kenneth	1922
Mathews, George	1946
Mathews, Christian E.	2017
Mathews, Phil (mgr)	2002
Mauch, H.	1914
Mayer, William G.	1969-70
McArthur, Roy	1930-31-32
McBath, H.	1920
McCan, Andrew G.	1973-74
McCarthy, John M. (mgr)	1966
McClure, Chris (mgr)	2005-06-07-08
McCormick, Kellen T.	2017
McDough, W.T.	1914
McFadden, Bob (tr)	1993
McHenry, Anthony D.	2002-05
McNeil, Johnny J.	1989-90
Mears, Toney (mgr)	1981-82
Medlock, Jan P.	1997-98
Medlock, Shaheed M.	2017
Meyer, Gerald J.	1958
Miller, Daniel C.	2011-12-13-14
Miller, Eddie (mgr)	1946
Miller, Maurice A.	2008-09-10-11
Mills, David	1983
Michell, Charles	2015-16
Michell, L.C.	1914
Moore, Clarence A.	2000, 02-04
Moore, Fred	1923
Moore, Justin A.	2017
Moore, Marice D.	1993-94
Moore, Jr., McPherson D.	2011-12
Morland, Bob	1926
Morris, Jason C.	2011-12-13-14
Morris, Jim (mgr)	1996-97-98-99
Morris, Kevin M.	1997
Morrow, Anthony J.	2005-06-07-08
Morison, Franklin M.	1977-78
Morton, George	1926
Muhammad, Isma'il A.	2002-05
Munford, Dilard	1938
Munlyn, James	1987-88, 90-91
Murphy, Red	1922
Murphy, Billy B. (mgr)	1976-77-78-79

N

Nass, Alan W.	1961-62-63
Neal, Craig D.	1984, 86-87-88
Neal, Steven G.	1979-80-82
Neal, Winston	1998 (mgr), 99-00-01
Neff, Graham (mgr)	2005-06
Nelson, David F.	2002-04
Nelson, Edward R.	2002-03
New, Dave	1981
Newbill, Ivano M.	1991-92-93-94
Nichols, Jim (mgr)	1996-97-98-99
Nidifer, Toby F.	1977-78-79-80
Nigg, William R.	1962-63-64
Nihill, Timothy (mgr)	1996-97-98-99
Nolan, Jim	1947-48-49
Noyes, Robert J.	1977-78-79-80
Nyström, Jim A.	2003-04

O

O'Brien, Dan K.	1978-79-80
O'Callahan, Jimmy	1936
Ogbonna, Sylvester C.	2017
Okgole, Joshua A.	2017
Oliver, Brian Darnell	1987-88-89-90
Oliver, Brian Daniel	2010-11
Oliz, Harold	1928
O'Neal, Taylor (mgr)	2010
Orr, Dick	1933
Owens, Jack	1949
Owens, Jack (mgr)	2005-06-07

P

Pandaris, Peteris (mgr)	1958-59
Paris, Walter	1925
Parin, John G.	1966-67-68
Partridge, Josh (mgr)	2011-12-13-14
Paxson, Wesley	1943-44, 47
Peacock, Zachery X., II	2008-09-10
Pearson, Danny	1983
Pearson, Tom	1946
Peck, Nathan (mgr)	1995
Peck, Stephen C.	1980
Peck, Aaron	2012-13-14-15
Peffel, George	1930
Perkins, Bill	1938
Perry, B. Kyle	1998-99-00
Peters, Kenneth A.	1973-74
Peterson, Charles (mgr)	1953-54
Petway, Scott	1984-85
Phillips, Gary D.	1954-55-57-58
Pinsky, Steve (mgr)	1984-85
Pittman, John (mgr)	1990
Player, Frank	1929
Poole, Johnny	1932-33-34
Poole, Solomon	2013-14
Poole, Jr., Slazey	2013-14
Post, Steven F.	1972-73
Potest, William T.	1959-60
Powell, Julian F.	1960-61-62
Powers, Matt	2008
Prentice, Jason	1999
Price II, Jordan	2017
Price, W. Mark	1983-84-85-86
Priesley, Jerry M.	1964-65-66

R

Radford, Charles (mgr)	1952
Raines, Ed	1931
Randall, Walter T.	1963
Randall, Philip Y.	1957-58-59
Randolph, Chase	2011-12-13-14
Ray, Jim	1946
Rechin, Kevin	2010
Reed, Brandon	2012-13
Reese, Willie R.	1986-87-88-89
Registrar, Benjamin F.	1949-50-51
Rhodes, Chad (mgr)	1993-94
Rice, Glen A., Jr.	2010-12
Richards, Carl W.	1959-60-61
Riddermou, Raymond E.	1967-69
Riedel, Robert J.	1950
Riley, James R.	1958-59-60
Roane, Babe	1922-24
Roberts, Ben (mgr)	2002-05
Roberts, Billy	1946
Roberts, Thomas H.	1964
Rosser, George	1926
Rowland, M. Rand	2015-16-17
Royal, Julian	2012-13

ALL-TIME NUMERICAL ROSTER

0

Darryl Barnes	1994
Lewis Clinch	2007-09
Mfon Udofia	2010-11-12-13
Charles Mitchell	2015-16
Justin Moore	2017

1

B.J. Eider	2002-05
D'Andre Bell	2006
Javaris Crittenton	2007
Inan Shumpert	2009-10-11
Julien Royal	2012
Stacy Hook, Jr.	2014
Tadric Jackson	2015-16-17

2

Darryl Barnes*	1993
Darryl LaBarrie	2000-01
Isma'il Muhammad	2002-05
Matt Causey	2002
Pierre Jordan	2012-13
Solomon Poole	2014
Chris Bolden	2015
Adam Smith	2016
Jordan Price	2017

*Not a legal number at the time, wore for one game

3

Colin Anderson	1949
Doug Hill	1952
Tommy Taylor	1971-72
John Boshart	1974
Brian Domalik	1990-91
Travis Best	1992-95
Stephon Marbury	1996
Tony Akins	1999-02
Janett Jack	2003-05
Mose Miller	2008-09-10-11
Marcus Georges-Hunt	2013-14-15-16

4

Date Lurpton	1949
Bill Cline	1951-52
Dennis Scott	1988-90
Pablo Machado	1997
Alvin Jones	1998-01
Chris Bosh	2003
Ra'Sean Dickey	2005-07
Nick Foreman	2009-10-11-12
Robert Carter, Jr.	2013-14
Demarco Cox	2015
Norman Harris	2017

5

Jim Nolan	1948-49
Melvin Dold	1951
Gene Anderson	1952
Bob Murphy	1971-73
Karl Brown	1989-90
James Gaddy	1992-93
Eddie Elisma	1994-97
Dion Glover	1998-99
Clarence Moore	2001-02
Marco West	2004-07
Daniel Miller	2011-12-13-14
Corey Heyward	2015-16
Josh Okogie	2017

6

Henry Schoening	1949
Mike Austin	1951-52

7

Jack Owens	1949
Joe Keener	1951
John Mansfield	1957

8

Joe Keener	1949
Pete Sitas	1951-52

10

James Frith	1949
Teeter Umstead	1951-52
Terry Randall	1957
Tony Arford	1969
Tommy Taylor	1970
Terry Farrell	1971-72
Mike Bostoff	1973-76
Craig Neal	1984-88
James Gaddy	1991
Drew Barry	1993-96
T.J. Vines	1998-01
Jim Nyström	2003-04
Tyler Davis	2005
Gary Cage	2006
Lance Storns	2008-09-10-11
Travis Jorgenson	2014-15-16

11

Mickey Semersheim	1949-51
John Hanwell	1952
Larry Good	1957
Rocky Davis	1974-75
Ronnie Keener	1976
Toby Veitler	1977-80
Bill Patterson	1981
Bryan Hill	1991-93
Yann Barbic	1994
Gary Saunders	1996-97
Travis Spivey	1998
Straun Fern	2000-01
David Ewing	2002-03
Will Bynum	2004-05
Steven Wolcott	2006
Muhammad Faye	2007-08
Bill Edson	2009
Brian Oliver	2010-11
Aaron Peak	2012
Chris Bolden	2013-14
Josh Heath	2015-16-17

12

Bary Blenker	1949
Bud Witt	1951
Eric Crake	1952
Ken Peters (#6 on road in 1975)	1974-75
David Mills	1983
Michael Carr	1986
Brian Domalik	1989
Kenny Anderson	1990-91
Ashley Kelly	1999
Luke Scherschler	2002-05
Paco Diaw	2006-07
Bassiou Dieng	2009
Kyle Speller	2011
D.J. Spain	2012
Quinton Stephens	2014-15-16-17

13

Lum Snyder	1952
John Varvar	1968-70
Brian Oliver	1987-90
Kevin Morris	1997
Darryl LaBarrie	1999-00
D'Andre Bell	2007-08-10
McPherson Moore	2011-12
Robert Sampson	2015
Shaheed Medlock	2017

14

Tom Pearson	1949
James Frith	1951
Vaughan Dyer	1952
Russ Jesse	1954
Brook Stepe	1980-82
David Roisvert	1988
Greg White	1990
Jon Barry	1991-92
Winston Neal	1999-02
Keith Jones	2005-06
Ty Anderson	2007-09
Derrick Favors	2010
Jason Morris	2011-12-13-14

15 • Retired

Bary Blenker	1951
Bill Sematt	1952
Jess Carroll	1954
John Boshart	1972
Donnie Keener	1976
Tico Brown	1977-79
Steve Peck	1980
George Thomas	1981-83
Darryl Barnes	1990-92
Rod Balanis	1993-94
MATT HARPRING	1995-98

16

Paul Grohman	1949
Eric Crake	1951
Bud Witt	1952

17

Robert Riedel	1949
George Morris	1952

18

Jimmy Stewart	1949
Paden Templeton	1952

19

Benny Register	1949
----------------	------

20 • Retired

Larry Cohen	1957
Bobby Davis	1959-60
John Herbert	1962-64
Jim Field	1965
Bob Brizandine	1966-68
Brian Howard	1982
Scott Gardner	1983
TOM HAMMONDS	1986-89

21 • Retired

ROGER KAISER	1959-61
--------------	---------

22 • Retired

Jess Carroll	1957
Terry Randall	1958
Pete Rogers	1961
Bill Nigg	1962-64
Terry Askins	1967-69
Frank Samoylo	1970-72
Steve Sonnenberg	1973-75
Kerry O'Brien	1977-80
Scott Gardner	1982
JOHN SALLEY	1983-86

23

Ray Blenker	1958-59
Bill Edson	1962-64
Stan Guth	1966-68
Phil Boshart	1973-75
Billy Smith	1976-79
George Thomas	1980
Bud Adams	1985
Michael Christian	1987-88
David Whitmore	1989
Brian Black	1990-91
Marlon Moore	1993-94
C.J. Williams	1995
Jon Babul	1997-01
Anthony Morrow	2005-08
Brandon Reed	2012-13
Trae Golden	2014
Christian Matthews	2017

24

Bill Cohen	1954
Frank Inman	1957
John Gehr	1980-82
R.D. Craddock	1983-85
Phil Wagner	1986-88
Bill Meyer	1989-70
Tom Hyler	1971-73
Jim Wood (#41 on road in 1975)	1975-77
John Williams	1980
Scott Petway	1984
James Munlyn	1987-91
Fred Vinson	1992-94
Michael Maddox	1995-98
Marvin Lewis	2001-04
Gary Cage	2006, 08-09
Kammison Holsby	2011-12-13-14
Sylvestre Obioma	2017

25 • Retired

Ham Sth	1957-58
Pat Drennon	1960
Phil Pandall	1962-63
Mick Sterneragel	1964-66
John Parlin	1967
Jim Thome	1970-71
Mickey Morrison	1976
MARK PRICE	1983-86

26

Jim Johnson	1957
-------------	------

27

Danny MacGregor	1957
-----------------	------

28

Bobby Kimmel	1954-57
--------------	---------

29

Gary Phillips	1957
---------------	------

30

Dick Lenholt	1954
Buddy Davidson	1957
Bill Peck	1959-61
Charlie Kennedy	1965-67
Howard Thompson	1969-71
Jim Gallman	1972
Anthony Byrd	1982-84
Todd Harlock	1992-95
Kevin Kincaid	1997-99
Corey Heyward	2014-17

31

Sam Nunn	1958
A. Mason	1959
Harold Quary	1960
Frank Landray	1961-62
Dan Russell	1965
Ricky Tyler	1966-68
Bill Vinton	1971-72
Willie Reese	1985-89
Greg White	1991-92
Shawn Jones	1993
C.J. Williams	1994
Ryan Murphy	1996-97
Pablo Machado	1998
Alex Luyk	2000
Gari Lavel	2008-09-10
Aaron Peak	2013-14-15

32

George Inman	1958
Keith Weekly	1961-63
Pete Caldwell	1965
Fred Hall	1980
Tommy Lee	1985
John Hoagie	1970-72
Steve Shertak	1973-75
Bill Algood	1977
Dave Kowalski	1981
John Martinson	1985-88
Malcolm Mackey	1990-93
Juan Gaston	1996
Kyle Perry	1998-00
Ed Nelson	2002-03
Jeramis Smith	2005-08
Brooks Doyle	2013-14-15
Nick Jacobs	2016
Kellen McCormick	2017

33

Larry Goff	1968-69
Clyde Fore	1970
Bob Schmidt	1972
Harry Allen	1973-76
Sammy Drummer	1979
Steve Shaw	1980-82
Duane Ferrell	1983
Ivano Novelli	1985-88
Ivano Novelli	1990-94
Bryan Brennan	1996-97
Steve Economos	1998
Jason Prentice	1999
Halston Lane	2001-02
Thaddeus Young	2007
Derek Craig	2011-12
James White	2016

34

Dave Clark	1966
Bob Seamer	1968-70
George Small	1971-72
Randy Foster	1975-77
Lenny Harton	1979-80
Fred Hall	1981
Jack Mansel	1983-86
David Whitmore	1988
Rod Balanis	1990-91
James Forrest	1992-95
Jason Floyd	1997-00
Robert Brooks	2001-04
Brad Sheehan	2008-09-10
Abdoulaye Guaye	2015-17

35

John Parlin	1966
Jack Washington	1976
Maurice Bradford	1982-83
Yann Barbic	1997
Zam Fredrick	2005-06
Zachery Peacock	2007-08-09-10

40 • Retired

Gary Phillips	1958
Charlie Spooner	1961-64
John Arnold	1965
John White	1966
Dave Clark	1967-68
RICH YUNKUS	1969-71

41

Dave Denton	1958-60
Tom Bowling	1966-67
Ken Davis	1969-71
Dean Reeves	1972
Preston Campbell	1973
Brian Gemberling	1991
Ryan Murphy	1995
Paul Troiti	1997-00
Alade Aminu	2006
Gen Rice, Jr.	2010-11-12
Colin Gurry	2014

42

Curt Bryant	1958
Bucky Sowers	1960-62
Pres Judy	1964-67
Tommy Wilson	1969-71
Andy McCain	1973-74
Mike Martin	1975-76
Rob Noyes	1977-80
Lee Goza	1982
Anthony Sherrod	1986-89
Rod Balanis	1992
Keith Kenney	1993
John Kelly	1994
Ajani Williams	1996
Omar Cassidy	1997
Clarence Moore	2000, 04
Nate Hicks	2011-12
Rand Rowland	2015-16-17

43

Tom Chambers	1959
Roger Casada	1961-62
Pete Thome	1966-68
Bob MacDonald	1969
Clyde Fore	1971-72
Tom Hunt	1974-76
Mickey Morrison	1977
Steve Neal	1979-80
Greg Wilson	1981-84
Bryan Brennan	1995
Henley Hayes	1997
Ron Warner	2014

44

John Hoffman	1959-61
Ron Scharf	1963-65
Ted Tomaszovich	1966-69
Steve Post	1972-74
Mike Green	1975-76
Brook Steppe	1979
Stu Lyon	1982
Tim Harvey	1983-84
Antoine Ford	1985-87
Johnny McNeil	1989-90
John Kelly	1993-96
Jan Medlock	1997-98
Michael Isakhour	2000-01
Theodis Tarver	2003-06
Alade Aminu	2007-09
Sam Shew	2010
Ben Lammers	2015-16-17

45

Jerry Meyer	1958
Newt Holloway	1965-67
Waymon Christopher (#4 on road)	1975
Reggie Sprull</	

STARTING LINEUPS SINCE 1943-44

1943-44 (14-4)

F	Bill Johnson	6-1	So.
F	Dick Collier	6-1	Fr.
C	Wes Paxson	6-4	Fr.
G	Frank Broyles	6-2	Fr.
G	Durand Holladay	6-1	Jr.

1944-45 (11-6)

F	Billy Williams	6-2	Sr.	9.6
F	Dick Collier	6-1	So.	10.0
C	Bobby Davis	6-6	Jr.	6.4
G	Frank Broyles	6-2	So.	8.8
G	Durand Holladay	6-1	Sr.	10.0

1945-46 (10-11)

F	Johnny Doyle	6-5	So.
F	Bobby Davis	6-6	Fr.
C	Jim Nolan	6-8	Sr.
G	Frank Broyles	6-2	Jr.
G	Ramon Echols	5-9	So.

1946-47 (12-11)

F	Wes Paxson	6-4	Sr.	13.3
F	Dick Collier	6-1	Sr.	6.7
C	Jim Nolan	6-8	So.	7.6
G	Frank Broyles	6-2	Sr.	10.4
G	Colin Anderson	6-3	Fr.	7.4

1947-48 (12-16)

F	Joe Keener	6-3	Fr.	7.8
F	Melvin Dold	6-2	Fr.	10.4
C	Jim Nolan	6-8	Jr.	13.9
G	Mickey Sermersheim	5-10	Fr.	6.8
G	Colin Anderson	6-3	So.	10.7

1948-49 (11-13)

F	Joe Keener	6-3	So.
F	Melvin Dold	6-2	So.
C	Jim Nolan	6-8	Sr.
G	Mickey Sermersheim	5-10	So.
G	Colin Anderson	6-3	Jr.

1949-50 (14-13)

F	Joe Keener	6-3	Jr.	9.0
F	Melvin Dold	6-2	Jr.	11.1
C	Bill Cline	6-6	So.	9.0
G	Mickey Sermersheim	5-10	Jr.	9.6
G	Colin Anderson	6-3	Sr.	10.8

1950-51 (8-19)

F	Joe Keener	6-3	Sr.	9.9
F	Pete Silas	6-6	So.	11.7
C	Bill Cline	6-6	Jr.	9.3
G	Mickey Sermersheim	5-10	Sr.	5.8
G	Teeter Umstead	6-0	Jr.	8.9

Top Sub

G	Melvin Dold	6-2	Sr.	8.4
---	-------------	-----	-----	-----

1951-52 (7-16)

F	Bill Sennett	6-2	So.	2.7
F	Pete Silas	6-6	Jr.	17.1
C	Bill Cline	6-6	Sr.	10.7
G	Eric Crake	5-10	Jr.	7.2
G	Teeter Umstead	6-0	Sr.	14.2

1952-53 (5-17)

F	Gene Anderson	6-2	Sr.	4.1
F	Pete Silas	6-6	Sr.	17.0
C	Bill Cohen	6-6	Fr.	7.3
G	Eric Crake	5-10	Sr.	6.4
G	Johnny Harwell	6-1	Sr.	4.3

1953-54 (2-22)

F	Gene Anderson	6-2	Sr.	2.4
F	Pete Silas	6-6	Sr.	17.0
C	Bill Cohen	6-6	So.	10.2
G	Eric Crake	5-10	Sr.	10.1
G	Johnny Harwell	6-1	Sr.	7.6

Top Sub

G	Howard Shead	6-0	Jr.	8.9
---	--------------	-----	-----	-----

1954-55 (12-13)

F	Lenny Cohen	6-6	So.	12.7
F	Bill Cohen	6-6	Jr.	9.6
C	Dick Lenholt	6-6	Jr.	10.0
G	Bobby Kimmel	6-3	So.	14.4
G	Joe Helms	5-10	Jr.	14.5

1955-56 (12-11)

F	Lenny Cohen	6-6	Jr.	12.4
F	Bill Cohen	6-6	Sr.	8.6
C	Dick Lenholt	6-6	Sr.	7.7
G	Bobby Kimmel	6-3	Jr.	19.8
G	Joe Helms	5-10	Sr.	17.1

1956-57 (18-8)

F	Gary Phillips	6-1	Jr.	7.5
F	Bobby Kimmel	6-3	Sr.	15.1
C	Lenny Cohen	6-6	Sr.	13.4
G	Bud Blenker	5-10	So.	16.4
G	Terry Randall	5-10	So.	16.1

1957-58 (15-11)

F	Gary Phillips	6-1	Sr.	7.3
F	Dave Denton	6-3	So.	12.0
C	Frank Inman	6-6	So.	8.4
G	Bud Blenker	5-10	Jr.	17.4
G	Terry Randall	5-10	Jr.	16.3

Top Sub

C-F	Jim Johnson	6-6	Sr.	8.0
-----	-------------	-----	-----	-----

1958-59 (17-9)

F	Roger Kaiser	6-1	So.	14.7
F	Dave Denton	6-3	Jr.	9.4
C	Frank Inman	6-7	Jr.	6.1
G	Bud Blenker	5-10	Sr.	14.9
G	Terry Randall	5-10	Sr.	14.0

Top Sub

C-F	Wayne Richards	6-7	So.	7.5
-----	----------------	-----	-----	-----

1959-60 (22-6)

F	Wayne Richards	6-7	Jr.	8.9
F	Dave Denton	6-3	Sr.	15.0
C	Jim Riley	6-8	Sr.	3.9
G	Bobby Dews	5-11	Jr.	8.8
G	Roger Kaiser	6-1	Jr.	22.8

1960-61 (13-13)

F	Wayne Richards	6-7	Sr.	5.5
F	Mike Tomasovich	6-4	So.	3.7
C	Alan Nass	6-6	So.	6.7
G	Frank Landrey	5-8	So.	4.8
G	Roger Kaiser	6-1	Sr.	23.4

Top Subs

F	Keith Weekly	6-3	So.	8.7
G	John Hoffman	6-0	Sr.	3.9

1961-62 (10-16)

F	Josh Powell	6-6	Sr.	10.2
F	Mike Tomasovich	6-4	Jr.	13.2
C	Alan Nass	6-6	Jr.	9.7
G	Frank Landrey	5-8	Jr.	8.3
G	John Herbert	5-9	So.	7.8

Top Sub

G	Bill Eidson	6-1	So.	8.4
---	-------------	-----	-----	-----

1962-63 (21-5)

F	Alan Nass	6-6	Sr.	6.9
F	Mike Tomasovich	6-4	Sr.	10.2
C	Jim Caldwell	6-9	So.	13.7
G	R.D. Craddock	5-11	So.	8.2
G	Keith Weekly	6-3	Jr.	8.3

Top Sub

G	Ron Scharf	6-3	So.	8.3
---	------------	-----	-----	-----

1963-64 (17-9)

F	Charlie Spooner	6-2	Sr.	8.0
F	Ron Scharf	6-3	Jr.	12.6
C	Jim Caldwell	6-10	Jr.	14.0
G	R.D. Craddock	5-11	Jr.	13.6
G	Bill Eidson	6-1	Sr.	9.5

1964-65 (14-11)

F	Pres Judy	6-3	So.	10.7
F	Ron Scharf	6-3	Sr.	10.5
C	Jim Caldwell	6-10	Sr.	17.4
G	R.D. Craddock	5-11	Sr.	15.2
G	Charles Kenney	6-1	So.	10.5

1965-66 (13-13)

F	Pres Judy	6-3	Jr.	12.3
F	Dave Clark	6-4	So.	8.8
C	Pete Thorne	6-4	So.	12.4
G	Phil Wagner	6-2	So.	14.9
G	Pete Caldwell	6-1	Sr.	5.3

Top Sub

G	Charles Kenney	6-1	Jr.	7.9
---	----------------	-----	-----	-----

1966-67 (17-9)

F	Pres Judy	6-3	Sr.	16.5
F	Dave Clark	6-4	Jr.	8.9
C	Pete Thorne	6-4	Jr.	9.8
G	Phil Wagner	6-2	Jr.	19.5
G	Ted Tomasovich	6-3	So.	12.5

Top Sub

G	Stan Guth	5-11	Jr.	8.8
---	-----------	------	-----	-----

1967-68 (12-13)

F	Ted Tomasovich	6-3	Jr.	10.6
F	Dave Clark	6-4	Sr.	12.9
C	Bob Seemer	6-7	So.	9.3
G	Phil Wagner	6-2	Sr.	19.6
G	Stan Guth	5-11	Sr.	7.7

Top Sub

C-F	Pete Thorne	6-4	Sr.	10.9
-----	-------------	-----	-----	------

1968-69 (12-13)

F	Ted Tomasovich	6-3	Sr.	15.0
F	Bob Seemer	6-7	Jr.	13.2
C	Rich Yunkus	6-10	So.	24.1
G	Jim Thorne	6-3	So.	6.4
G	John Verzyer	6-2	Jr.	5.1

1969-70 (17-10)

F	Bill Mayer	6-4	Sr.	12.2
F	Bob Seemer	6-7	Sr.	12.6
C	Rich Yunkus	6-10	Jr.	30.1
G	Jim Thorne	6-2	Jr.	10.3
G	John Hoggie	6-0	So.	4.4

1970-71 (23-9)

F	Bob Murphy	6-2	So.	10.8
F	Howard Thompson	6-4	Sr.	3.8
C	Rich Yunkus	6-10	Sr.	25.5
G	Jim Thorne	6-3	Sr.	13.2
G	Frank Samoylo	6-1	Jr.	7.5

Top Sub

F	Tommy Wilson	6-7	Sr.	8.5
---	--------------	-----	-----	-----

1971-72 (6-20)

F	Bob Murphy	6-2	Jr.	10.3
F	Steve Post	6-6	So.	15.2
C	Karl Binns	6-7	Sr.	8.8
G	John Hoggie	6-1	Sr.	6.8
G	Frank Samoylo	6-1	Sr.	15.4

Top Sub

F	Tom Hyder	6-5	Jr.	5.0
---	-----------	-----	-----	-----

1972-73 (7-18)

F	Andy McCain	6-8	Jr.	14.9
F	Bob Davis	6-6	Fr.	9.2
C	Steve Post	6-6	Jr.	8.6
G	Bob Murphy	6-2	Sr.	9.6
G	Steve Sherbak	6-2	Jr.	9.6

Top Sub

F	Steve Sonnenberg	6-5	So.	7.3
---	------------------	-----	-----	-----

1973-74 (5-21)

F	Harry Allen	6-4	So.	9.7
F	Trot Hunt	6-4	Jr.	8.3
C	Jim Wood	6-8	Fr.	11.1
G	Ray Schnitzer	5-11	Fr.	7.2
G	Steve Sherbak	6-2	Sr.	9.5

1974-75 (11-15)

F	Bob Davis	6-6	Jr.	9.3
F	Mike Green	6-5	Jr.	9.8
C	Jim Wood	6-8	So.	15.0
G	Ray Schnitzer	5-11	So.	11.8
G	Mike Bottorff	5-11	Jr.	13.9

1975-76 (13-14)

F	Harry Allen	6-4	Sr.	9.9
F	Mike Green	6-5	Sr.	9.2
C	Jim Wood	6-8	Jr.	14.7
G	Ray Schnitzer	5-11	Jr.	6.1
G	Mike Bottorff	5-11	Sr.	14.3

1976-77 (18-10)

F	Tico Brown	6-5	So.	16.4
F	Randy Foster	6-7	Sr.	7.7
C	Jim Wood	6-8	Sr.	14.1
G	Ray Schnitzer	5-11	Sr.	5.8
G	Billy Smith	6-0	So.	8.0

1977-78 (15-12)

F	Lenny Horton	6-7	So.	10.9
F	Sammy Drummer	6-5	Jr.	21.0
C	Bill Allgood	6-7	Sr.	8.6
G	Tico Brown	6-5	Jr.	16.1
G	Billy Smith	6-1	Jr.	7.4

1978-79 (17-9)

F	Lenny Horton	6-7	Jr.	13.0
F	Sammy Drummer	6-5	Sr.	23.7
C	Rob Noyes	6-8	Jr.	5.2
G	Tico Brown	6-5	Sr.	15.9
G	Billy Smith	6-1	Sr.	6.1

Top Sub

G	John Mann	6-5	Jr.	2.5
---	-----------	-----	-----	-----

1979-80 (8-18)

F	Lenny Horton	6-7	Sr.	17.2
F	Brook Stepp	6-5	So.	18.9
C	Rob Noyes	6-8	Sr.	3.4
G	John Mann	6-5	Sr.	4.2
G	Kerry O'Brien	6-2	Sr.	6.7

1980-81 (4-23)



STARTING LINEUPS SINCE 1943-44

1996-97 (9-18)

F	Michael Maddox	6-9	Jr.	9.7
F	Matt Harpring	6-7	Jr.	19.0
C	Eddie Elisma	6-9	Sr.	9.7
G	Gary Saunders	6-5	So.	11.6
G	Kevin Morris	5-11	Fr.	5.9

Top Subs

G/F	Jon Babul	6-7	Fr.	2.2
G	Jason Floyd	6-6	Fr.	3.9
C	Pablo Machado	6-10	Fr.	1.9

1997-98 (19-14)

F	Michael Maddox	6-9	Sr.	13.2
F	Matt Harpring	6-7	Sr.	21.6
C	Alvin Jones	6-11	Fr.	6.8
G	Dion Glover	6-5	Fr.	18.4
G	Travis Solvey	6-3	Fr.	5.7

Top Subs

G	T.J. Vines	5-10	Fr.	2.6
G	Jason Floyd	6-6	So.	6.4

1998-99 (15-16)

F	Jason Collier	7-0	Jr.	17.2
F	Jon Babul	6-7	So.	5.3
C	Alvin Jones	6-11	So.	12.7
G	Jason Floyd	6-6	Jr.	13.5
G	Tony Atkins	5-11	Fr.	11.3

Top Subs

G	T.J. Vines	5-10	So.	6.6
G	Darryl LaBarrie	6-3	So.	3.5

1999-2000 (13-17)

F	Jason Collier	7-0	Sr.	17.0
F	Jason Floyd	6-6	Sr.	9.4
C	Alvin Jones	6-11	Jr.	9.7
G	Tony Atkins	5-11	So.	11.5
G	Shaun Fein	6-3	Jr.	10.6

Top Subs

G	T.J. Vines	5-10	Jr.	4.4
F	Clarence Moore	6-4	Jr.	4.8
F	Jon Babul	6-7	Jr.	3.6

2000-01 (17-13)

F	Jon Babul	6-7	Sr.	5.6
F	Marvin Lewis	6-3	Fr.	8.7
C	Alvin Jones	6-11	Sr.	13.4
G	Tony Atkins	5-11	Jr.	14.5
G	Shaun Fein	6-3	Sr.	13.3

Top Subs

G	Darryl LaBarrie	6-3	Sr.	5.6
G	T.J. Vines	5-10	Sr.	3.9
F	Halston Lane	6-4	Fr.	6.8

2001-02 (15-16)

F	Clarence Moore	6-5	So.	9.4
C	Ed Nelson	6-7	Fr.	8.5
G	Tony Atkins	5-11	Sr.	17.0
G	Marvin Lewis	6-4	So.	10.9
G	B.J. Elder	6-3	Fr.	9.9

Top Subs

F	Isma'il Muhammad	6-5	Fr.	7.1
F	Halston Lane	6-5	So.	6.1
C	Luke Schenschler	7-0	Fr.	4.8

2002-03 (16-15)

F	Chris Bosh	6-10	Fr.	15.6
C	Luke Schenschler	7-1	So.	3.7
G	Ed Nelson	6-8	So.	8.1
G	B.J. Elder	6-4	So.	15.0
G	Jarrett Jack	6-3	Fr.	9.5
G	Marvin Lewis	6-4	Jr.	12.2

Top Subs

F	Isma'il Muhammad	6-6	So.	5.9
F	Theodis Tarver	6-9	Fr.	2.8

2003-04 (28-10)

F	Anthony McHenry	6-7	Jr.	3.4
C	Luke Schenschler	7-1	Jr.	9.2
G	Jarrett Jack	6-3	So.	12.5
G	Marvin Lewis	6-4	Sr.	11.0
G	B.J. Elder	6-4	Jr.	14.9

Top Subs

G	Will Bynum	6-0	Jr.	9.6
F	Clarence Moore	6-5	Sr.	5.9
F	Isma'il Muhammad	6-6	Jr.	9.3

2004-05 (20-12)

F	Anthony McHenry	6-7	Sr.	3.8
C	Luke Schenschler	7-1	Sr.	10.1
G	B.J. Elder	6-4	Sr.	12.6
G	Jarrett Jack	6-3	Jr.	15.5
G	Will Bynum	6-0	Sr.	12.5
F	Isma'il Muhammad	6-6	Jr.	8.4

Top Subs

G	Anthony Morrow	6-5	Fr.	5.7
C	Ra'Sean Dickey	6-9	Fr.	5.1

2005-06 (11-17)

F	Jeremis Smith	6-6	So.	11.0
C	Ra'Sean Dickey	6-9	So.	10.1
G	Anthony Morrow	6-5	So.	16.0
G	Mario West	6-4	Jr.	5.2
G	Zam Fredrick	6-0	So.	10.6

Top Subs

C	Theodis Tarver	6-9	Sr.	3.1
G	Lewis Clinch	6-3	Fr.	8.9
G	D'Andre Bell	6-5	Fr.	3.9

2006-07 (20-12)

F	Jeremis Smith	6-8	Jr.	8.3
F	Thaddeus Young	6-8	Fr.	14.4
C	Ra'Sean Dickey	6-10	Jr.	8.1
G	Anthony Morrow	6-5	Jr.	9.9
G	Javaris Crittenton	6-5	Fr.	14.4

Top Subs

G	Mario West	6-5	Sr.	4.7
F/C	Zachery Peacock	6-8	Fr.	5.5
F/C	Alade Aminu	6-10	So.	5.4

2007-08 (15-17)

F	Jeremis Smith	6-8	Sr.	10.5
F	Gani Lawal	6-9	Fr.	7.2
G	D'Andre Bell	6-5	Jr.	6.6
G	Anthony Morrow	6-5	Sr.	14.3
G	Maurice Miller	6-1	Fr.	8.1

Top Subs

G	Lewis Clinch	6-3	Jr.	9.0
G	Matt Causey	6-0	Sr.	7.2
F	Alade Aminu	6-10	Jr.	6.0

2008-09 (12-19)

F	Zachery Peacock	6-8	Jr.	9.2
F	Gani Lawal	6-9	So.	15.1
G	Lewis Clinch	6-3	Sr.	15.5
G	Iman Shumpert	6-5	Fr.	10.6
G	Maurice Miller	6-1	So.	8.1

Top Subs

F	Alade Aminu	6-10	Sr.	11.8
G	Lance Storms	6-5	So.	4.1

2009-10 (23-13)

F	Derrick Favors	6-10	Fr.	12.4
F	Gani Lawal	6-9	Jr.	13.1
G	D'Andre Bell	6-6	Sr.	6.1
G	Iman Shumpert	6-5	So.	10.0
G	Glen Rice, Jr.	6-5	Fr.	5.4

Top Subs

F	Zachery Peacock	6-8	Jr.	9.2
G	Maurice Miller	6-1	Jr.	3.9
G	Brian Oliver	6-6	Fr.	7.1

2010-11 (13-18)

F/G	Brian Oliver	6-6	So.	10.5
F/G	Glen Rice, Jr.	6-5	So.	12.8
C	Daniel Miller	6-11	Fr.	4.4
G	Iman Shumpert	6-5	Jr.	17.3
G	Maurice Miller	6-2	Sr.	6.0

Top Subs

F	Kammeon Holsey	6-8	Fr.	3.4
F	Jason Morris	6-5	Fr.	6.0
F	Lance Storms	6-5	Sr.	2.6
G	Milton Udofia	6-2	So.	6.7

2011-12 (11-20)

F/G	Jason Morris	6-5	So.	7.8
F	Kammeon Holsey	6-8	So.	9.4
C	Daniel Miller	6-11	So.	8.1
G	Milton Udofia	6-2	Jr.	9.9
G	Brandon Reed	6-3	So.	7.5

Top Subs

F	Julian Royal	6-7	Fr.	4.4
G	Pierre Jordan	6-0	Gd.	1.5
G/F	Nick Foreman	6-4	Sr.	1.5
G/F	Glen Rice, Jr.	6-5	Jr.	13.0

2012-13 (16-15)

F/G	Marcus Georges-Hunt	6-5	Fr.	10.8
F	Robert Carter, Jr.	6-8	Fr.	9.9
C	Daniel Miller	6-11	Jr.	8.4
G	Milton Udofia	6-2	Sr.	8.3
G	Chris Bolden	6-3	Fr.	7.3

Top Subs

F	Kammeon Holsey	6-8	Jr.	8.8
G	Brandon Reed	6-3	Jr.	5.2
F	Jason Morris	6-5	Jr.	3.7

2013-14 (16-17)

F/G	Marcus Georges-Hunt	6-5	So.	10.8
F	Robert Carter, Jr.	6-8	So.	9.9
C	Daniel Miller	6-11	Sr.	8.4
G	Trae Golden	6-2	Sr.	13.3
G	Corey Heyward	6-1	Fr.	1.0

Top Subs

F	Kammeon Holsey	6-8	Sr.	7.5
G	Chris Bolden	6-3	So.	5.4
F	Quinton Stephens	6-8	Fr.	3.6

2014-15 (12-19)

F/G	Marcus Georges-Hunt	6-5	Jr.	13.6
F	Robert Sampson	6-8	Sr.	5.5
C	Demarco Cox	6-8	Sr.	8.8
G	Tadric Jackson	6-2	Jr.	5.4
G	Travis Jorgenson	6-0	r-Fr.	3.7

Top Subs

F	Charles Mitchell	6-8	Jr.	9.8
F	Quinton Stephens	6-9	So.	6.0
G	Chris Bolden	6-3	Jr.	6.9
G	Josh Heath	6-2	So.	4.3

2015-16 (21-15)

F	Charles Mitchell	6-8	Sr.	10.1
F	Nick Jacobs	6-8	Sr.	10.5
F	Quinton Stephens	6-9	Jr.	5.0
G	Marcus Georges-Hunt	6-5	Sr.	16.7
G	Adam Smith	6-2	Sr.	15.0

Top Subs

G	Josh Heath	6-2	Jr.	2.7
G	Tadric Jackson	6-2	So.	4.7
F	James White	6-8	Sr.	3.5
G	Travis Jorgenson	6-0	r-Fr.	3.7

2016-17 (21-16)

F	Quinton Stephens	6-9	Sr.	10.4
C	Ben Lammers	6-10	Jr.	14.2
G	Josh Okogie	6-4	Fr.	16.1
G	Corey Heyward	6-1	Sr.	1.0
G	Josh Heath	6-2	Sr.	5.3

Top Subs

G	Tadric Jackson	6-2	So.	12.1
G	Justin Moore	6-4	Fr.	4.4

HEAD COACHING HISTORY

Coach	Tenure	Yrs	W-L	Pct
Chapman	1905-06	1	2-1	.667
John Heisman	1908-09, 1912-14	3	9-14	.391
William Alexander	1919-20, 1922-24	4	36-38	.486
Joe Bean	1920-21	1	4-10	.286
Harold Hansen	1924-26	2	10-23	.303
Roy Mundorff	1926-43	17	172-134	.562
Dwight Keith	1943-46	3	35-21	.625
Roy McArthur	1946-51	5	57-72	.442
John "Whack" Hyder	1951-73	22	292-271	.519
Dwane Morrison	1973-81	8	91-122	.427
Bobby Cremins	1981-2000	19	354-237	.599
Paul Hewitt	2000-11	11	190-162	.540
Brian Gregory	2011-16	5	76-86	.469
Josh Pastner	2016-present	1	21-16	.568

ASSISTANT COACHES BY SEASON

1948-49	John Hyder	1994-95	Kevin Cantwell, Dereck Whittenburg, Jimmy Hebron
1950-51	John Hyder	1995-96	Kevin Cantwell, Dereck Whittenburg, Gary Leiner
1955-56	Bryon Gilbreath	1996-97	Kevin Cantwell, Dereck Whittenburg, Gary Leiner
1956-57	Bryon Gilbreath, Sonny Stevens	1997-98	Kevin Cantwell, Dereck Whittenburg, Gary Leiner
1957-58	Bryon Gilbreath, Sonny Stevens	1998-99	Kevin Cantwell, Dereck Whittenburg, Gary Leiner
1958-59	Bryon Gilbreath, Sonny Stevens	1999-00	Kevin Cantwell, Willie Reese, Mark Price
1959-60	Bryon Gilbreath, Sonny Stevens	2000-01	Dean Keener, Willie Reese, Cliff Warren
1960-61	Bryon Gilbreath	2001-02	Dean Keener, Willie Reese, Cliff Warren
1961-62	Bryon Gilbreath	2002-03	Dean Keener, Willie Reese, Cliff Warren
1962-63	Bryon Gilbreath	2003-04	Dean Keener, Willie Reese, Cliff Warren
1963-64	Bryon Gilbreath	2004-05	Willie Reese, Cliff Warren, Peter Zaharis
1964-65	Bryon Gilbreath, Dwane Morrison	2005-06	John O'Connor, Charlton Young, Peter Zaharis
1965-66	Bryon Gilbreath, Dwane Morrison	2006-07	John O'Connor, Charlton Young, Peter Zaharis
1966-67	Bryon Gilbreath, Dwane Morrison, Eddie Jackel	2007-08	John O'Connor, Charlton Young, Peter Zaharis
1967-68	Bryon Gilbreath, Dwane Morrison, Eddie Jackel	2008-09	John O'Connor, Charlton Young, Peter Zaharis
1968-69	Bryon Gilbreath, Dwane Morrison, Eddie Jackel	2009-10	Darryl LaBarrie, John O'Connor, Peter Zaharis
1969-70	Bryon Gilbreath, Dwane Morrison, Eddie Jackel	2010-11	Darryl LaBarrie, Robert McCullum, Peter Zaharis
1970-71	Bryon Gilbreath, Donald Clifton, Eddie Jackel	2011-12	Chad Dollar, Josh Postorino, Billy Schmidt
1971-72	Bryon Gilbreath, Donald Clifton	2012-13	Chad Dollar, Josh Postorino, Billy Schmidt
1972-73	Bryon Gilbreath, Donald Clifton	2013-14	Chad Dollar, Josh Postorino, Billy Schmidt
1973-74	Bryon Gilbreath, Jay Nidiffer	2014-15	Chad Dollar (assoc. head coach), Tom Herrion, Mamadou N'Diaye
1974-75	Bryon Gilbreath, Jay Nidiffer	2015-16	Chad Dollar (assoc. head coach), Tom Herrion, Mamadou N'Diaye
1975-76	Bryon Gilbreath, Jay Nidiffer	2016-17	Tavaras Hardy, Darryl

ALL-TIME SCORES

Column Key

Site - home (h), away (a) or neutral (n), number key following each season
TR - Tech's national rank, AP/coaches (listed beginning with 1949-50 season)
OR - opponent's national rank, AP/coaches (listed beginning with 1949-50 season)
Rec - Tech cumulative season record

1905-06 (2-1)

Home: 1-1, Away: 1-0, Neutral: 0-0

Date	Site	Result	Opponent	TR	OR	Rec
F17	h	L	Auburn			0-1
M10	a	W	Georgia			1-1
M17	h	W	Georgia (ot)			2-1

Home games in 1905-06 played at Peachtree Auditorium

John Heisman



Pennsylvania '92

Record: 9-14 (.391)

1908-14 (3 seasons)

1908-09 (1-6)

Home: 1-3, Away: 0-3, Neutral: 0-0

Date	Site	Result	Opponent	TR	OR	Rec
J8	h	W	Mercer			1-0
J15	a	L	Mercer			1-1
J16	h	L	Tulane			1-2
J22	a	L	Georgia			1-3
J28	a	L	Atlanta Athletic Club			1-4
J29	h	L	Georgia			1-5
F4	h	L	Auburn			1-6

Home games at Cable Piano Company Hall.

1912-13 (2-6)

Home: 0-4, Away: 2-2, Neutral: 0-0

Date	Site	Result	Opponent	TR	OR	Rec
F7	h	L	Clemson			0-1
F8	a	W	27-11			1-1
F14	h	L	Auburn			1-2
F15	a	L	Georgia			1-3
F21	h	L	Mercer			1-4
F22	a	L	Auburn			1-5
F25	a	W	Mercer			2-5
F28	h	L	20-35			2-6

Home games on campus in the Crystal Palace, located at Cherry & Third Streets.

1913-14 (6-2)

Home: 3-1, Away: 3-1, Neutral: 0-0

Date	Site	Result	Opponent	TR	OR	Rec
F6	h	W	Vanderbilt			1-0
F7	a	W	30-20			2-0
F13	h	W	Mercer			3-0
F14	a	L	8-58			3-1
F20	h	W	50-12			4-1
F21	a	W	23-21			5-1
F26	h	L	24-29			5-2
F27	a	W	21-6			6-2

Home games at the Crystal Palace.

William Alexander



Georgia Tech '12

Record: 36-38 (.486)

1919-20, 1921-24 (4 seasons)

1919-20 (7-10)

Home: 4-2, Away: 3-8, Neutral: 0-0

Date	Site	Result	Opponent	TR	OR	Rec
J10	h	L	Auburn			0-1
J16	h	W	30-26			1-1
J17	h	W	28-23			2-1
J23	h	W	32-17			3-1
J30	h	L	Vanderbilt			3-2
J31	a	L	33-41			3-3
F6	h	W	44-33			4-3
F7	a	L	11-25			4-4
F13	a	W	21-16			5-4
F14	a	L	4-64			5-5
F20	a	L	17-41			5-6
F21	a	L	32-40			5-7
F27	a	L	3-32			5-8
F28	a	W	29-26			6-8
M5	a	W	22-14			7-8

M6	a	L	21-44	Atlanta Athletic Club	7-9
M9	a	L	17-21	Auburn	7-10

Home games at City Auditorium (h1), Atlanta Athletic Club (h2) & Luckie Street YMCA (h3)

Joe Bean

Record: 4-10 (.286)

1920-21 (1 season)

1920-21 (4-10)

Home: 2-4, Away: 0-5, Neutral: 2-1

Date	Site	Result	Opponent	TR	OR	Rec
J8	h	L	19-20	Mercer		0-1
J14	h	L	18-20	Wofford		0-2
J21	h	W	44-24	Furman		1-2
J22	h	L	28-30	Auburn		1-3
J29	a	L	18-41	Mercer		1-4
F5	h	W	28-22	Clemson		2-4
F12	a	L	16-53	VMI		2-5
F14	a	L	15-31	Virginia Tech		2-6
F15	a	L	14-37	Georgetown		2-7
F16	a	L	23-37	Catholic		2-8
F19	h	L	28-29	Tennessee		2-9
F25	n	W	53-11	Birmingham Southern		3-9
F26	n	W	30-22	Alabama		4-9
F27	n	L	21-26	Georgia		4-10

Home games at City Auditorium
n1-SIC Tournament (City Auditorium, Atlanta, Ga.)

William Alexander

1921-22 (11-6)

Home: 4-1, Away: 4-4, Neutral: 3-1

Date	Site	Result	Opponent	TR	OR	Rec
J7	a	L	26-28	Mercer		0-1
J13	a	W	34-16	Birmingham Ath. Club		1-1
J14	a	L	20-49	Alabama		1-2
J20	h	W	44-35	Mercer		2-2
J21	a	W	29-14	Macon YMCA		3-2
J28	h	W	44-12	Auburn		4-2
F4	h	W	36-29	Alabama		5-2
F8	h	L	25-26	Agoga Class (ot)		5-3
F10	a	W	24-23	Fort Benning		6-3
F11	a	L	13-26	Auburn		6-4
F15	h	W	17-16	Trinity		7-4
F17	a	L	14-26	Tennessee		7-5
F18	a	W	33-30	Chattanooga		8-5
F24	n	W	34-30	Mississippi State		9-5
F25	n	W	34-23	South Carolina		10-5
F26	n	L	14-29	Mercer		10-6
F27	n	W	33-25	Alabama		11-6

Home games at City Auditorium (h1) & Atlanta Athletic Club (h2)
n1-SIC Tournament (City Auditorium, Atlanta, Ga.)

1922-23 (9-9)

Home: 5-1, Away: 2-6, Neutral: 2-2

Date	Site	Result	Opponent	TR	OR	Rec
J5	h	L	23-40	Atlanta Athletic Club		0-1
J6	a	L	20-30	Mercer		0-2
J12	h	W	35-17	Auburn		1-2
J13	a	W	26-17	Clemson		2-2
J20	h	W	33-32	Mercer		3-2
J23	a	W	33-30	Progressive Club		4-2
J27	h	W	35-22	Clemson		5-2
F3	h	W	52-20	Florida		6-2
F9	h	W	39-24	Alabama		7-2
F13	a	L	29-41	Chattanooga		7-3
F16	a	L	31-37	Birmingham Athletic Club		7-4
F17	a	L	27-28	Alabama		7-5
F19	a	L	31-45	Mississippi State		7-6
F23	a	L	26-29	Auburn		7-7
F27	n	W	34-26	Centre		8-7
F28	n	W	27-22	Georgia		9-7
M1	n	L	17-25	Mississippi State		9-8
M2	n	L	26-30	Mercer		9-9

Home games at City Auditorium
n1-SIC Tournament (City Auditorium, Atlanta, Ga.)

1923-24 (9-13)

Home: 3-6, Away: 6-6, Neutral: 0-1

Date	Site	Result	Opponent	TR	OR	Rec
D29	a	W	31-28	Macon YMCA		1-0
D30	a	W	39-9	Savannah Athletic Club		2-0
D31	a	W	32-31	Jacksonville YMCA		3-0
J1	a	L	28-39	Albany YMCA		3-1
J4	h	L	23-51	Atlanta Athletic Club		3-2
J5	a	W	48-13	Clemson		4-2
J8	h	L	18-42	Columbus YMCA		4-3
J11	h	W	39-24	Auburn		5-3
J12	a	L	37-42	Furman		5-4
J18	h	L	26-30	Mercer		5-5
J19	a	L	20-36	Mercer		5-6
J26	h	L	28-33	Alabama		5-7
F2	h	L	36-40	Mississippi State		5-8
F8	h	W	39-22	Clemson		6-8
F9	a	W	33-18	Auburn		7-8
F12	h	W	34-26	Central YMCA		8-8
F15	a	L	24-31	Alabama		8-9
F16	a	L	28-53	Mississippi State		8-10
F19	h	L	33-43	Progressive Club		8-11
F22	a	W	23-19	Chattanooga		9-11
F23	a	L	27-33	Kentucky		9-12
F29	n	L	29-35	Auburn		9-13

Home games at City Auditorium
n1-SIC Tournament (City Auditorium, Atlanta, Ga.)

Harold Hansen

Minnesota '18

Record: 10-23 (.303)

1924-26 (2 seasons)

1924-25 (4-12)

Home: 1-7, Away: 2-4, Neutral: 1-1

Date	Site	Result	Opponent	TR	OR	Rec
J9	h	L	22-23	Atlanta Athletic Club		0-1
J10	h	L	18-20	Clemson		0-2
J13	a	W	28-26	Fort McPherson (2ot)		1-2
J16	h	L	18-23	Mercer		1-3
J17	a	W	28-21	Auburn		2-3
J24	h	L	28-37	Vanderbilt		2-4
J31	h	W	30-25	Georgia		3-4
F6	h	L	16-18	Kentucky		3-5
F7	h	L	14-15	Auburn		3-6
F13	a	L	21-28	Mercer		3-7
F14	a	L	30-32	Clemson		3-8
F16	a	L	12-35	NC State		3-9
F17	h	L	27-36	Davidson		3-10
F21	a	L	24-34	Georgia		3-11
F27	n	W	31-14	Sewanee		4-11
F28	n	L	26-34	North Carolina		4-12

Home games played on campus at the Temporary Gym, a 2,500-seat wooden structure on the corner of Third Street & Techwood Drive.
n1-SIC Tournament (City Auditorium, Atlanta, Ga.)

1925-26 (6-11)

Home: 6-3, Away: 0-6, Neutral: 1-1

Date	Site	Result	Opponent	TR	OR	Rec
D29	a	L	28-29	Havana Yacht Club		exh
D30	a	W	18-5	Univ. of Havana		exh
D31	a	W	31-28	Havana Yacht Club (2ot)		exh
J2	a	L	10-16	Univ. of Havana		exh
J4	h	L	18-33	Tulane		0-1
J8	h	W	35-30	Georgia		1-1
J9	a	L	28-32	Auburn		1-2
J11	h	W	31-18	Tulane		2-2
J13	h	W	23-19	Marquette		3-2
J15	a	L	23-27	Vanderbilt		3-3
J16	a	L	24-25	Kentucky		3-4
J22	h	W	23-22	NC State		4-4
J23						



ALL-TIME SCORES

Roy Mundorff

Pennsylvania '21

Record: 172-134 (.562)

1926-1943 (17 seasons)

1926-27 (17-10)

Home: 9-0, Away: 6-9, Neutral: 2-1

Date	Site	Result	Opponent	TR	OR	Rec
D20	a L	26-35	Columbus Kinners			0-1
D21	a L	25-52	Cincinnati			0-2
D22	a L	41-43	Cincinnati YMCA			0-3
D23	a L	36-38	Evansville			0-4
D24	a W	29-24	Islay Dairy			1-4
D25	a W	26-25	Loraine Lions Club			2-4
D27	a L	37-40	Witterburg			2-5
D28	a L	28-61	DePauw			2-6
D30	h W	19-18	Dixie Portland			3-6
J5	a L	28-34	Atlanta Athletic Club			3-7
J8	h W	22-20	Auburn (ot)			4-7
J15	a W	36-35	Georgia (ot)			5-7
J19	h W	44-16	Progressive Club			6-7
J21	h W	36-29	Vanderbilt			7-7
J22	h W	48-16	Kentucky			8-7
J28	h W	75-14	Southern Bell			9-7
J29	h1 W	33-27	Georgia			10-7
F2	a W	31-28	Progressive Club			11-7
F4	h W	50-15	Alabama			12-7
F5	h W	41-23	Atlanta Athletic Club			13-7
F10	a L	27-29	Louisiana State			13-8
F11	a W	38-37	Tulane			14-8
F12	a L	24-42	Auburn			14-9
F16	n2 W	45-31	Oglethorpe			15-9
F19	a W	36-25	Georgia			16-9
F25	n3 W	40-24	Mississippi State			17-9
F26	n3 L	18-32	South Carolina			17-10

Home games at Temporary Gym except where noted
n1, h1-City Auditorium, Atlanta, Ga.; n2-Atlanta Athletic Club; n3-SIC Tournament, City Auditorium, Atlanta, Ga.

1927-28 (10-7)

Home: 3-2, Away: 4-4, Neutral: 3-1

Date	Site	Result	Opponent	TR	OR	Rec
D28	n1 W	47-20	Standard Oil			1-0
D29	a L	23-32	Albany YMCA			1-1
D31	n2 W	41-36	Penn-Dixie			2-1
J4	a L	26-36	Atlanta Athletic Club			2-2
J7	a L	29-56	Auburn			2-3
J14	h L	30-33	Georgia			2-4
J17	h W	42-24	Clemson			3-4
J20	h W	31-26	Tennessee			4-4
J28	a W	36-35	Georgia			5-4
F8	h L	29-33	Atlanta Athletic Club			5-5
F10	a W	41-31	Vanderbilt			6-5
F11	a W	35-31	Kentucky			7-5
F13	a W	42-25	Tennessee			8-5
F15	a L	21-30	Alabama			8-6
F18	h1 W	28-26	Georgia			9-6
F24	n3 W	50-24	Florida			10-6
F25	n3 L	29-30	Auburn			10-7

Home games at Temporary Gym except where noted
h1-City Auditorium; n1-Savannah, Ga.; n2-Chattanooga, Tenn.; n3-SIC Tournament (City Auditorium, Atlanta, Ga.)

1928-29 (15-6)

Home: 8-2, Away: 7-3, Neutral: 0-1

Date	Site	Result	Opponent	TR	OR	Rec
D23	a W	33-31	LaGrange YMCA			1-0
D26	a W	41-35	The Citadel			2-0
D27	a W	34-26	Savannah J.E.A.			3-0
D28	a W	53-26	Dixie Stars			4-0
D31	a L	29-31	Penn-Dixie			4-1
J1	a W	37-33	Rome YMCA			5-1
J5	h W	29-23	Clemson			6-1
J7	h W	36-19	Florida			7-1
J8	h W	33-26	Florida			8-1
J16	h W	33-19	Kentucky			9-1
J19	a W	40-28	Vanderbilt			10-1
J23	a L	26-43	Atlanta Athletic Club			10-2
J26	h1 W	38-37	Georgia			11-2
F2	h W	38-15	Vanderbilt			12-2
F6	h W	41-25	Auburn			13-2
F9	h W	37-21	Alabama			14-2
F13	h L	25-30	Tennessee			14-3
F16	a W	46-41	Auburn			15-3
F20	h L	26-37	Atlanta Athletic Club			15-4
F25	a L	25-27	Georgia			15-5
M1	n1 L	26-30	Clemson			15-6

Home games at Temporary Gym except where noted
h1-City Auditorium; n1-SIC Tournament (City Auditorium, Atlanta, Ga.)

1929-30 (10-13)

Home: 4-5, Away: 5-7, Neutral: 1-1

Date	Site	Result	Opponent	TR	OR	Rec
D27	a L	22-24	Baltimore			0-1
D28	a L	23-33	Pennsylvania			0-2
D30	a W	37-25	Stevens Tech			1-2
J1	a L	24-28	Crescent Athletic Club			exh
J3	a L	37-39	St. Thomas-Scranton			1-3
J4	a W	51-36	Franklin & Marshall			2-3
J10	h W	31-16	South Carolina			3-3
J11	h L	24-25	Clemson			3-4
J14	h W	36-22	Savannah J.E.A.			4-4
J18	h L	23-26	Georgia			4-5
J22	a L	28-33	Tennessee			4-6
J25	h1 L	23-25	Georgia			4-7
F1	h1 W	46-25	Vanderbilt			5-7
F4	a W	31-29	Atlanta Athletic Club			6-7
F7	a W	41-37	Vanderbilt			7-7
F8	a L	19-39	Kentucky			7-8
F12	a L	28-36	Alabama			7-9
F15	a L	26-40	Clemson			7-10
F17	a W	47-34	Auburn			8-10
F19	h1 W	40-29	Auburn			9-10
F22	h1 L	31-35	Georgia			9-11
F25	h L	22-37	Atlanta Athletic Club			9-12
F28	n1 W	53-31	Tulane			10-12
M1	n1 L	37-44	Duke			10-13

Home games at Temporary Gym except where noted
h1-City Auditorium; n1-SIC Tournament (City Auditorium, Atlanta, Ga.)

1930-31 (11-13)

Home: 6-2, Away: 5-10, Neutral: 0-1

Date	Site	Result	Opponent	TR	OR	Rec
D27	a W	34-17	Benjamin Franklin			1-0
D29	a W	49-45	Arundel Boat Club			2-0
D30	a L	24-29	Knights of Columbus			2-1
J1	a L	26-32	Manhattan (ot)			2-2
J2	a L	33-38	Rider			2-3
J3	a L	30-34	Temple			2-4
J7	h L	25-30	South Carolina			2-5
J10	a L	27-40	Atlanta Athletic Club			2-6
J14	a L	31-39	Florida			2-7
J16	h W	44-37	Vanderbilt			3-7
J17	a L	30-39	Georgia			4-7
J20	h W	32-23	Florida			4-8
J24	h W	49-29	Tennessee			5-8
J28	a W	37-33	Auburn			6-8
J31	h W	37-19	Georgia			7-8
F5	a L	32-45	Vanderbilt			7-9
F7	a L	34-38	Kentucky			7-10
F9	a W	32-25	Tennessee			8-10
F14	a L	15-44	Georgia			8-11
F17	h L	16-35	Kentucky			8-12
F20	h W	23-19	Alabama			9-12
F21	a W	41-17	South Carolina			10-12
F24	h W	47-22	Auburn			11-12
F27	n1 L	48-53	Florida			11-13

Home games at Temporary Gym, which burned down after the season
n1-SIC Tournament (City Auditorium, Atlanta, Ga.)

1931-32 (7-6)

Home: 6-2, Away: 1-3, Neutral: 0-1

Date	Site	Result	Opponent	TR	OR	Rec
J3	a W	42-21	Fort Benning			exh
J9	a W	41-32	Florida			1-0
J13	a L	22-25	Auburn			1-1
J16	h W	45-27	Vanderbilt			2-1
J23	a L	39-40	Mercer			2-2
J27	h W	52-27	Grayson Athletic Club			3-2
J30	h W	30-20	Georgia			4-2
F3	h L	19-34	Alabama			4-3
F6	a L	15-25	Georgia			4-4
F10	h W	36-28	Auburn			5-4
F13	h L	33-42	Mercer			5-5
F17	h W	38-23	Florida			6-5
F20	h W	25-22	Georgia			7-5
F26	n1 L	33-36	Louisiana State			7-6

Home games at City Auditorium
n1-SIC Tournament (City Auditorium, Atlanta, Ga.)

GEORGIA TECH ENTERS SOUTHEASTERN CONFERENCE

1932-33 (9-6, SEC 7-6)

Home: 4-1, Away: 4-4, Neutral: 1-1

Date	Site	Result	Opponent	TR	OR	Rec
J7	a W	29-28	Clemson			1-0
J11	h L	31-40	Original Celtics			exh
J14	a L	25-30	Georgia			1-1
J17	a W	38-32	Sewanee			2-1
J18	a L	27-38	Vanderbilt			2-2
J21	h W	47-18	Mercer			3-2
J28	h W	26-16	Georgia			4-2
F1	h L	19-26	Alabama			4-3
F4	h W	37-23	Tennessee			5-3
F6	h W	38-26	Sewanee			6-3
F9	h W	41-21	Mexico City YMCA			exh
F11	a L	22-45	Kentucky			6-4
F13	a L	26-33	Tennessee			6-5
F15	a W	29-20	Auburn			7-5
F18	a W	32-30	Georgia			8-5
F21	n1 W	29-18	Auburn			9-5
F24	n2 L	24-30	Tennessee			9-6

Home games at City Auditorium
n1-Atlanta Athletic Club; n2-SEC Tournament (City Auditorium, Atlanta, Ga.)

1933-34 (6-12, SEC 4-9)

Home: 3-4, Away: 3-7, Neutral: 0-1

Date	Site	Result	Opponent	TR	OR	Rec
D28	a L	19-38	Baltimore			0-1
D29	a L	32-40	Rider			0-2
D30	a L	31-45	St. Thomas-Scranton			0-3
J6	h L	22-24	Vanderbilt			0-4
J9	a W	28-26	Auburn			1-4
J13	a W	33-25	Georgia			2-4
J17	h L	28-50	Original Celtics			exh
J20	a W	40-39	Sewanee			3-4
J27	h L	33-37	Georgia			3-5
J31	h L	35-45	Tennessee			3-6
F3	a L	16-63	Alabama			3-7
F7	h W	31-25	Clemson			4-7
F9	a L	30-38	Vanderbilt			4-8
F10	a L	25-49	Kentucky			4-9
F12	a L	21-23	Tennessee			4-10
F14	h W	24-20	Auburn			5-10
F17	h L	27-28	Georgia			5-11
F21	h W	43-27	Sewanee			6-11
M2	n1 L	19-33	Georgia			6-12

Home games at City Auditorium
n1-SEC Tournament (City Auditorium, Atlanta, Ga.)

1934-35 (6-8, SEC 5-5)

Home: 3-2, Away: 3-6, Neutral: 0-0

Date	Site	Result	Opponent	TR	OR	Rec
J12	a L	29-43	Clemson			0-1
J16	h L	26-36	Tennessee			0-2
J19	a L	23-33	Georgia			0-3
J25	h L	32-33	Vanderbilt (ot)			0-4
F2	h W	32-27	Georgia			1-4
F6	h W	25-24	Auburn			2-4
F8	a L	24-53	Vanderbilt			2-5
F9	a L	30-57	Kentucky			2-6
F12	a W	34-19	Auburn			3-6
F16	a L	19-38	Xavier			3-7
F18	a L	30-34	Tennessee			3-8
F20	a W	42-28	Mercer			4-8
F23	a W	49-39	Georgia (ot)			5-8
M2	h W	42-31	Sewanee			6-8

Home games at City Auditorium

1935-36 (10-8, SEC 8-6)

Home: 6-2, Away: 3-5, Neutral: 1-1

Date	Site	Result	Opponent	TR	OR	Rec
J4	a L	25-36	Florida			0-1
J8	a W	59-42	Mercer			1-1
J11	h L	32-35	Clemson			1-2
J15	h W	46-20	Mercer			2-2
J17	h W	33-30	Tennessee			3-2
J18	a L	23-42	Vanderbilt			3-3
J25	a L	31-39	Clemson			

ALL-TIME SCORES

1936-37 (13-2, SEC 10-0)

Home: 7-0, Away: 5-1, Neutral: 1-1

Date	Site	Result	Opponent	TR	OR	Rec
J9	h	W	53-36	Mercer		1-0
J13	a	W	35-25	Florida		2-0
J16	h	W	39-27	Vanderbilt		3-0
J20	h	W	51-13	Clemson		4-0
J23	a	W	54-32	Sewanee		5-0
J27	h	W	70-26	Fort Benning	exh	
J30	a	W	34-20	Georgia		6-0
F6	a	L	30-31	Pennsylvania		6-1
F10	h	W	36-18	Sewanee		7-1
F11	h	W	42-28	Auburn		8-1
F13	a	W	40-30	Vanderbilt		9-1
F15	h	W	43-37	Florida		10-1
F20	h	W	42-22	Georgia		11-1
F27	a	W	35-33	Auburn		12-1
M1	n1	W	43-30	Mississippi State		13-1
M2	n1	L	30-40	Kentucky		13-2

Home games at the Naval Armory
n1-SEC Tournament (Knoxville, Tenn.)

1937-38 (18-2, SEC 12-2)

Home: 11-0, Away: 4-2, Neutral: 3-0

SEC Champions

Date	Site	Result	Opponent	TR	OR	Rec
J8	h	W	35-30	NC State		1-0
J15	h	W	59-25	Vanderbilt		2-0
J17	a	W	46-37	Mercer		3-0
J19	h	W	53-23	Mercer		4-0
J26	h	W	36-24	Alabama		5-0
J29	h	W	51-28	Georgia		6-0
F4	a	L	35-47	Louisiana State		6-1
F5	a	L	22-37	Tulane		6-2
F9	h	W	57-35	South Carolina		7-2
F10	h	W	41-31	Sewanee		8-2
F12	a	W	40-35	Vanderbilt		9-2
F15	h	W	43-42	Auburn		10-2
F17	h	W	54-40	Florida		11-2
F19	a	W	29-27	Georgia		12-2
F25	h	W	53-33	Clemson		13-2
F26	a	W	51-30	South Carolina		14-2
M1	h	W	54-32	Auburn		15-2
M5	n1	W	50-18	Vanderbilt		16-2
M4	n1	W	44-29	Tulane		17-2
M7	n1	W	58-47	Mississippi		18-2

Home games at the Naval Armory
n1-SEC Tournament (Baton Rouge, La.)

GEORGIA TECH BEGINS PLAYING

HOME GAMES IN HEISMAN GYM

1938-39 (6-9, SEC 4-8)

Home: 5-3, Away: 1-5, Neutral: 0-1

Date	Site	Result	Opponent	TR	OR	Rec
J11	h	L	28-30	Mercer		0-1
J14	h	W	30-24	Vanderbilt		1-1
J21	h	W	32-31	Tulane (ot)		2-1
J28	a	L	26-32	Georgia		2-2
F1	a	W	29-25	South Carolina		3-2
F4	a	L	29-33	Florida (ot)		3-3
F8	h	W	37-32	Sewanee		4-3
F9	h	W	37-35	Louisiana State		5-3
F11	a	L	42-49	Vanderbilt		5-4
F15	a	L	25-39	Alabama		5-5
F18	h	L	29-41	Georgia		5-6
F21	h	W	38-28	South Carolina		6-6
F22	a	L	24-38	Auburn		6-7
F27	h	L	33-49	Auburn		6-8
M3	n1	L	38-42	Mississippi (SEC)		6-9

n1-SEC Tournament (Knoxville, Tenn.)

1939-40 (7-8, SEC 6-7)

Home: 5-4, Away: 2-3, Neutral: 0-1

Date	Site	Result	Opponent	TR	OR	Rec
J6	a	L	30-34	South Carolina		0-1
J13	h	W	49-43	Vanderbilt		1-1
J15	h	L	40-45	Florida		1-2
J20	h	W	50-39	Mississippi		2-2
J27	h	L	31-46	Georgia		2-3
J31	h	L	34-52	Alabama		2-4
F2	a	W	34-33	Louisiana State		3-4
F3	h	L	25-37	Tulane		3-5
F6	h	W	53-31	Auburn		4-5
F10	a	W	57-39	Vanderbilt		5-5
F13	h	W	41-35	Duke		6-5
F17	a	L	31-40	Georgia		6-6
F19	h	W	44-39	Kentucky		7-6
F21	a	L	38-39	Auburn (ot)		7-7
F29	n1	L	43-55	Tennessee		7-8

n1-SEC Tournament (Knoxville, Tenn.)

1940-41 (8-11, SEC 4-9)

Home: 6-2, Away: 1-8, Neutral: 1-1

Date	Site	Result	Opponent	TR	OR	Rec
D29	n1	W	39-34	South Carolina (ot)		1-0
D31	a	W	44-35	South Carolina		2-0
J7	h	W	41-34	South Carolina		3-0
J8	h	W	63-51	Clemson		4-0
J14	h	W	60-47	Mississippi		5-0
J18	h	W	55-48	Vanderbilt		6-0
J20	h	L	37-47	Kentucky		6-1
J22	a	L	49-52	Clemson (ot)		6-2
J25	h	L	20-37	Tulane		6-3
F1	h	W	48-39	Auburn		7-3
F5	a	L	45-51	Auburn		7-4
F7	a	L	26-31	Georgia		7-5
F10	a	L	41-43	Louisiana State		7-6
F12	a	L	32-46	Alabama		7-7
F15	a	L	41-54	Vanderbilt		7-8
F17	a	L	41-60	Kentucky		7-9
F20	h	W	52-44	Georgia		8-9
F22	a	L	42-53	Notre Dame		8-10
F27	n2	L	33-39	Alabama		8-11

n1-Augusta, Ga.; n2-SEC Tournament (Louisville, Ky.)

1941-42 (8-8, SEC 4-8)

Home: 5-3, Away: 3-4, Neutral: 0-1

Date	Site	Result	Opponent	TR	OR	Rec
J8	h	W	49-35	Turner Field		1-0
J10	a	W	35-32	South Carolina		2-0
J15	h	L	25-31	Alabama		2-1
J17	h	L	32-39	Vanderbilt		2-2
J20	h	L	53-63	Kentucky		2-3
J24	h	W	53-44	Fort Benning		3-3
J31	h	W	48-42	Auburn		4-3
F3	a	L	38-43	Auburn		4-4
F6	a	L	41-54	Louisiana State		4-5
F7	a	W	52-43	Tulane		5-5
F11	h	W	64-32	Chattanooga		6-5
F14	a	W	35-27	Vanderbilt		7-5
F16	a	L	51-57	Kentucky		7-6
F19	h	W	49-29	Georgia		8-6
F21	a	L	37-38	Georgia		8-7
F26	n2	L	32-37	Alabama		8-8

n2-SEC Tournament (Louisville, Ky.)


1942-43 (11-5, SEC 7-5)

Home: 9-1, Away: 2-3, Neutral: 0-1

Date	Site	Result	Opponent	TR	OR	Rec
J9	h	W	33-23	South Carolina		1-0
J16	h	W	43-29	Vanderbilt		2-0
J19	h	L	36-38	Kentucky		2-1
J22	a	W	59-32	Auburn		3-1
J23	a	L	25-33	Alabama		3-2
J30	h	W	53-21	Auburn		4-2
F2	h	W	65-40	Fort Benning		5-2
F5	h	W	45-44	Louisiana State		6-2
F6	h	W	60-36	Tulane		7-2
F10	h	W	43-32	Clemson		8-2
F13	a	L	28-52	Vanderbilt		8-3
F15	a	L	31-58	Kentucky		8-4
F18	a	W	58-31	Georgia		9-4
F20	h	W	39-20	Georgia		10-4
F22	h	W	36-33	Camp Wheeler		11-4
F26	n1	L	41-48	Mississippi State		11-5

n1-SEC Tournament (Knoxville, Tenn.)

Dwight Keith



Alabama '24

Record: 35-21 (.625)

1944-1946 (3 seasons)

1943-44 (14-4, SEC 3-1)

Home: 7-1, Away: 6-2, Neutral: 1-1

Date	Site	Result	Opponent	TR	OR	Rec
J7	a	W	46-34	Atlanta Naval Air Station		1-0
J8	h	W	48-31	Mercer		2-0
J14	h	W	70-37	Atlanta Naval Air Station		3-0
J15	h	W	68-28	Ga. Medical College		4-0
J21	h	W	34-18	Georgia Pre-Flight		5-0
J22	a	W	50-34	Clemson		6-0
J26	h	W	58-44	Mayport Naval Base		7-0
J28	a	L	34-43	Georgia Pre-Flight		7-1
J29	h	W	58-24	Clemson		8-1
F5	a	W	67-34	Mercer		9-1
F6	a	W	68-45	Ga. Medical College		10-1
F11	h	L	52-55	176th Infantry		10-2
F12	a	W	42-39	Georgia		11-2
F18	a	L	42-64	176th Infantry		11-3
F19	h	W	71-44	Georgia		12-3
F21	a	W	57-53	Mayport Naval Base		13-3
M2	n1	W	63-51	Vanderbilt		14-3
M3	n1	L	55-66	Tulane		14-4

n1-SEC Tournament (Louisville, Ky.)

1944-45 (11-6, SEC 9-5)

Home: 6-1, Away: 3-4, Neutral: 2-1

Date	Site	Result	Opponent	TR	OR	Rec
J10	h	W	41-36	Georgia Pre-Flight		1-0
J13	a	L	26-31	Alabama		1-1
J17	a	L	36-52	Georgia Pre-Flight		1-2
J20	h	W	53-39	Auburn		2-2
J22	h	L	58-64	Kentucky		2-3
J27	a	L	26-44	Tennessee		2-4
J29	a	W	47-38	Tulane		3-4
F3	a	L	32-51	Kentucky		3-5
F9	h	W	70-38	Georgia		4-5
F10	h	W	53-49	Tennessee		5-5
F14	h	W	53-45	Alabama		6-5
F17	a	W	74-41	Auburn		7-5
F21	h	W	51-47	Atlanta Naval Air Station (ot)		8-5
F24	a	W	69-42	Georgia		9-5
M1	n1	W	68-49	Georgia		10-5
M2	n1	W	60-43	Mississippi State		11-5
M3	n1	L	37-41	Tennessee		11-6

n1-SEC Tournament (Louisville, Ky.)

1945-46 (10-11, SEC 6-7)

Home: 5-5, Away: 5-5, Neutral: 0-1

Date	Site	Result	Opponent	TR	OR	Rec
D20	h	W	52-38	Clemson		1-0
J4	h	W	45-22	Auburn		2-0
J5	a	W	61-46	Clemson		3-0
J8	h	L	37-44	Alabama		3-1
J12	a	L	45-58	Tulane		3-2
J16	a	W	53-26	Auburn		4-2
J18	h	L	39-54	Duke		4-3
J19	a	W	36-30	Alabama		5-3
J21	a	L	43-68	Kentucky		5-4
J26	h	L	27-49	Tennessee		5-5
J28	h	L	26-54	Kentucky		5-6
F1	h	W	64-53	Florida		6-6
F2	h	W	55-45	South Carolina		7-6
F4	h	W	59-52	Tulane		8-6
F6	a	L	40-50	Georgia		8-7
F9	a	W	38-34	Tennessee		9-7
F12	a	L	51-73	Duke		9-8
F15	h	L	43-46	Georgia		9-9
F16	a	L	47-63	South Carolina		9-10
F23	a	W	58-50	Florida		10-10
F28	n1	L	30-36	Georgia		10-11

n1-SEC Tournament (Louisville, Ky.)

ALL-TIME SCORES

Roy McArthur

Georgia Tech '33

Record: 57-72 (.442)

1947-1951 (5 seasons)

1946-47 (12-11, SEC 6-6)
Home: 7-2, Away: 3-8, Neutral: 2-1

Date	Site	Result	Opponent	TR	OR	Rec
D12	h	W	63-37	Chattanooga		1-0
D14	h	W	51-34	South Carolina		2-0
D19	h	W	55-41	Davidson		3-0
D31	a	W	54-50	Boston College		4-0
J2	a	L	39-48	Detroit		4-1
J4	a	L	52-62	Michigan State		4-2
J11	h	W	58-51	Tulane		5-2
J15	a	W	55-42	Auburn		6-2
J17	h	L	38-42	Alabama		6-3
J20	h	L	47-70	Kentucky		6-4
J25	h	W	48-43	Tennessee		7-4
J29	h	W	65-49	Auburn		8-4
J31	a	L	45-47	Tulane		8-5
F1	a	L	46-64	Alabama		8-6
F4	a	W	51-44	Georgia		9-6
F7	a	L	28-40	Tennessee		9-7
F14	a	L	48-58	North Carolina		9-8
F15	a	L	54-64	Duke		9-9
F19	h	W	70-46	Georgia		10-9
F22	a	L	46-83	Kentucky		10-10
F28	n1	W	65-52	Mississippi State		11-10
F29	n1	W	43-40	Alabama		12-10
M1	n1	L	53-75	Kentucky		12-11

n1-SEC Tournament (Louisville, Ky)

1947-48 (12-16, SEC 9-11)
Home: 4-7, Away: 5-5, Neutral: 3-4

SEC Runner-up

Date	Site	Result	Opponent	TR	OR	Rec
D15	h	L	53-54	Furman		0-1
D19	h	W	63-50	Chattanooga		1-1
D20	h	W	51-48	Virginia		2-1
D29	n1	L	45-54	Texas		2-2
D30	n1	L	42-43	Rice		2-3
D31	n1	L	35-52	Hamline		2-4
J9	a	L	29-54	Tulane		2-5
J10	a	W	52-40	Louisiana State		3-5
J13	a	W	65-64	Furman		4-5
J19	h	L	56-71	Kentucky		4-6
J24	h	L	57-59	Tennessee		4-7
J26	h	L	46-54	Louisiana State		4-8
J30	a	L	31-38	Auburn		4-9
J31	h	L	31-44	Alabama		4-10
F4	a	W	68-58	Georgia		5-10
F6	a	L	46-49	Tennessee		5-11
F9	h	W	55-59	Tulane		5-12
F12	a	W	73-64	Georgia		6-12
F13	h	W	65-42	Florida		7-12
F16	h	L	55-60	Duke		7-13
F18	a	L	58-65	Georgia		7-14
F21	a	L	54-78	Kentucky		7-15
F25	h	W	50-43	Auburn		8-15
F28	a	W	63-55	Florida		9-15
M4	n2	W	46-34	Alabama		10-15
M5	n2	W	60-57	Georgia		11-15
M6	n2	W	50-40	Tulane		12-15
M6	n2	L	43-54	Kentucky		12-16

n1-All-College Tournament, Oklahoma City, Okla.; n2-SEC Tournament (Louisville, Ky)

1948-49 (11-13, SEC 7-10)
Home: 7-5, Away: 4-6, Neutral: 0-2

Date	Site	Result	Opponent	TR	OR	Rec
D3	a	W	75-45	Birmingham Southern		1-0
D4	a	W	62-42	Howard College		2-0
D11	h	W	81-45	Chattanooga		3-0
D18	h	W	64-49	Furman		4-0
D20	n1	L	60-74	Long Island		4-1
D22	a	L	59-67	LaSalle		4-2
J7	a	L	52-73	Tulane		4-3
J8	a	L	59-65	Louisiana State		4-4
J11	a	L	33-41	Auburn		4-5
J14	h	W	51-38	Alabama		5-5
J17	h	L	45-56	Kentucky		5-6
J22	h	L	56-63	Tennessee		5-7
J26	h	L	60-74	Georgia (ot)		5-8
J29	h	L	49-56	Tulane		5-9
F2	a	W	56-49	Georgia		6-9
F5	h	W	72-71	Tennessee		7-9

F7	h	L	63-72	Louisiana State		7-10
F10	h	W	57-49	Florida		8-10
F12	a	L	42-53	Duke		8-11
F16	h	W	60-58	Georgia		9-11
F19	a	L	32-78	Kentucky		9-12
F23	h	W	66-57	Auburn		10-12
F26	a	W	66-56	Florida		11-12
M3	n2	L	53-55	Louisiana State		11-13

n1-Madison Square Garden, New York, N.Y.; n2-SEC Tournament (Louisville, Ky)

1949-50 (14-13, SEC 7-9)
Home: 9-1, Away: 3-11, Neutral: 2-1

Date	Site	Result	Opponent	TR	OR	Rec
D3	h	W	84-39	Chattanooga		1-0
D10	h	W	87-56	Furman		2-0
D14	h	W	78-59	Davidson		3-0
D19	a	L	60-84	Bradley		3-1
D20	a	L	45-59	St. Louis		3-2
D22	a	W	68-60	Michigan State		4-2
D29	n1	W	64-57	Wake Forest		5-2
D30	a1	L	34-57	NC State		5-3
D31	n1	W	63-48	West Virginia		6-3
J2	a	W	73-43	Chattanooga		7-3
J6	a	L	52-63	Louisiana State		7-4
J7	a	L	62-64	Tulane		7-5
J10	h	W	65-49	Auburn		8-5
J14	a	L	39-73	Alabama		8-6
J16	h	L	47-61	Kentucky	2/na	8-7
J21	h	W	68-57	Tennessee		9-7
J25	a	L	55-67	Georgia		9-8
J28	h	W	59-55	Tulane		10-8
F1	h	W	56-51	Georgia		11-8
F4	a	L	56-69	Tennessee		11-9
F6	h	W	85-58	Louisiana State		12-9
F10	h	W	69-38	Florida		13-9
F15	a	L	72-73	Georgia (ot)		13-10
F18	a	L	62-97	Kentucky	5/na	13-11
F22	a	W	61-53	Auburn		14-11
F25	a	L	41-59	Florida		14-12
M2	n2	L	56-63	Tennessee		14-13

n1, a1-Dixie Classic (Reynolds Coliseum, Raleigh, N.C.); n2-SEC Tournament (Louisville, Ky)

1950-51 (8-19, SEC 7-12)
Home: 4-6, Away: 3-12, Neutral: 1-1

Date	Site	Result	Opponent	TR	OR	Rec
D9	h	W	87-50	Furman		1-0
D16	a	L	55-85	Bradley	na/2	1-1
D18	a	L	57-79	Louisville		1-2
D28	a	L	47-61	San Francisco		1-3
D29	a	L	57-82	California		1-4
D30	a	L	45-78	California		1-5
J2	a	L	51-58	Rice		1-6
J5	a	L	49-68	Louisiana State		1-7
J6	a	L	45-49	Tulane		1-8
J9	h	W	56-50	Georgia		2-8
J13	h	L	54-56	Florida		2-9
J20	a	L	66-77	Georgia		2-10
J22	h	L	61-82	Kentucky	2/2	2-11
J26	a	W	55-46	Mississippi State		3-11
J27	a	W	73-59	Mississippi		4-11
J31	h	W	64-44	Auburn		5-11
F3	a	W	71-57	Tennessee		6-11
F7	h	L	53-54	Georgia		6-12
F9	a	L	42-75	Kentucky	1/1	6-13
F10	a	L	47-65	Vanderbilt		6-14
F14	a	L	63-75	Auburn		6-15
F17	h	L	49-59	Alabama		6-16
F19	h	L	67-69	Vanderbilt		6-17
F21	h	W	74-64	Tennessee		7-17
F24	h	L	77-83	Pennsylvania (ot)		7-18
M2	n1	W	63-61	Tulane (ot)		8-18
M2	n1	L	56-82	Kentucky	1/1	8-19

n1-SEC Tournament (Louisville, Ky)

John "Whack" Hyder

Georgia Tech '37

Record: 292-271 (.519)

1952-1973 (22 seasons)

1951-52 (7-15, SEC 5-13)
Home: 3-7, Away: 2-6, Neutral: 2-2

Date	Site	Result	Opponent	TR	OR	Rec
D8	13	L	58-90	U.S. Marines		exh
D15	a	W	66-64	South Carolina		1-0
D28	n1	L	63-78	South Carolina		1-1
D29	n1	W	79-62	Auburn		2-1
D29	n1	W	78-60	Davidson		3-1
J5	h	L	58-73	Tulane		3-2
J9	h	W	56-54	Auburn		3-3
J12	a	L	60-66	Alabama		4-3
J14	h	L	64-94	Mississippi		4-4
J21	h	L	51-96	Kentucky	3/3	4-5
J26	a	L	56-69	Tennessee		4-6
J28	h	L	58-67	South Carolina		4-7
J30	h	W	66-64	Mississippi State		5-7
F2	a	L	67-92	Vanderbilt		5-8
F4	h	L	51-73	Louisiana State		5-9
F6	a	L	64-72	Georgia		5-10
F9	a	L	42-93	Kentucky	1/1	5-11
F13	a	W	58-50	Auburn		6-11
F16	a	L	73-80	Florida		6-12
F18	h	L	58-83	Vanderbilt		6-13
F20	h	L	81-83	Tennessee		6-14
F23	h	W	79-73	Georgia		7-14
F28	n2	L	59-80	Kentucky	1/1	7-15

n1-Carolina Invitational (Charlotte Coliseum, Charlotte, N.C.); n2-SEC Tournament (Louisville, Ky)

1952-53 (5-17, SEC 4-9)
Home: 4-4, Away: 0-12, Neutral: 1-1

Date	Site	Result	Opponent	TR	OR	Rec
D10	a	L	61-71	Auburn		0-1
D12	h	L	61-66	South Carolina		0-2
D19	a1	L	57-60	Alabama		0-3
D29	n1	L	60-68	Florida		0-4
D30	n1	W	71-54	Georgia		1-4
J2	a	L	58-64	Tampa		1-5
J3	a	L	60-82	Miami		1-6
J6	a	L	57-70	Georgia		1-7
J10	a	L	60-72	Vanderbilt		1-8
J12	h	W	69-67	Alabama		2-8
J14	h	W	79-61	Auburn		3-8
J17	a	L	67-89	Tennessee		3-9
J24	h	L	66-70	South Carolina (ot)		3-10
J26	h	W	85-79	Vanderbilt		4-10
J31	a	L	93-111	Furman		4-11
F4	h	W	78-73	Georgia		5-11
F7	a	L	63-78	Mississippi		5-12
F9	a	L	62-66	Mississippi State		5-13
F14	h	L	65-76	Florida		5-14
F16	h	L	79-82	Tennessee		5-15
F21	a	L	52-76	Louisiana State	6/8	5-16
F23	a	L	55-70	Tulane		5-17

a1-Birmingham, Ala.; n1-Gator Bowl Tournament (Jacksonville, Fla.)

1953-54 (2-22, SEC 0-14)
Home: 2-7, Away: 0-11, Neutral: 0-4

Date	Site	Result	Opponent	TR	OR	Rec
D5	a	L	45-50	South Carolina		0-1
D12	a1	L	56-83	Auburn		0-2
D28	n1	L	64-66	Georgia		0-3
D29	n1	L	80-101	Ga. Teachers College		0-4
D30	n1	L	59-63	Florida		0-5
J9	a	L	53-105	Kentucky	1/1	0-6
J11	h	L	55-63	Vanderbilt		0-7
J14	h	L	74-75	Mississippi State		0-8
J16	h	L	71-80	Mississippi		0-9
J20	a	L	56-80	Auburn		0-10
J23	a	L	65-84	Vanderbilt	19/NR	0-11
J25	a	L	66-77	Murray State		0-12
J30	h	L	61-68	Tennessee		0-13
F2	n2	L	48-99	Kentucky	1/1	0-14
F6	a	L	61-82	Alabama		0-15
F8	h	L	53-59	Auburn		0-16
F11	a	L	67-114	Furman		0-17
F13	h	L	54-89	Louisiana State	17/12	0-18
F15	h	L	57-59	Tulane		0-19
F17	a	L	61-69	Georgia		0-20
F18	h	W	58-53	South Carolina		1-20
F22	a	L	57-69	Tennessee		1-21
F27	h	W	80-63</			

ALL-TIME SCORES

M1 a L 59-67 Florida.....2-22
a1-Montgomery, Ala.; n1-Gator Bowl Tournament (Jacksonville, Fla.); n2-Louisville, Ky.

1954-55 (12-13, SEC 7-7)

Home: 6-5, Away: 5-6, Neutral: 1-2

Date	Site	Result	Opponent	TR	OR	Rec
D18	h W	74-57	Sewanee			1-0
D20	h L	67-69	South Carolina			1-1
D28	n1 W	72-69	Idaho State (ot)			2-1
D30	n1 L	56-70	Canisius			2-2
J1	n1 L	62-68	Georgetown			2-3
J6	h L	66-67	Sewanee			2-4
J8	a W	59-58	Kentucky	1/1		3-4
J10	h L	69-71	Vanderbilt			3-5
J13	a L	95-111	Furman			3-6
J15	a L	66-81	Mississippi			3-7
J17	a W	90-71	Mississippi State			4-7
J22	a L	63-83	Vanderbilt			4-8
J24	a L	66-70	Georgia			4-9
J26	a W	73-70	Auburn			5-9
J29	a L	58-79	Tennessee			5-10
J31	h W	65-59	Kentucky	1/1		6-10
F5	h L	72-76	Alabama	13/nr		6-11
F7	h W	75-67	Auburn			7-11
F12	a W	79-72	Louisiana State (ot)			8-11
F14	a L	48-64	Tulane			8-12
F17	h W	75-54	Georgia			9-12
F19	a W	87-84	South Carolina (ot)			10-12
F21	h W	83-77	Tennessee	18/nr		11-12
F26	h L	66-67	Georgia (2ot)			11-13
F28	h W	88-68	Florida			12-13

n1-Queen City Tournament (Buffalo, N.Y.)

1955-56 (12-11, SEC 6-8)

Home: 6-2, Away: 4-7, Neutral: 2-2

Date	Site	Result	Opponent	TR	OR	Rec
D9	n1 L	76-88	North Carolina			0-1
D10	a L	66-87	Duke			0-2
D17	h W	75-62	Georgia			1-2
D29	n2 W	65-56	Westminster			2-2
D31	n2 W	86-82	Canisius			3-2
J2	n2 L	67-92	Xavier, Ohio			3-3
J7	a L	51-104	Kentucky	6/6		3-4
J9	h L	59-72	Vanderbilt	4/nr		3-5
J14	h W	87-59	Mississippi State			4-5
J16	h W	79-58	Mississippi			5-5
J18	a W	85-75	Furman			6-5
J21	a L	64-67	Vanderbilt	5/6		6-6
J28	h W	73-72	Tennessee			7-6
J30	h L	62-84	Kentucky	3/4		7-7
F4	a L	60-93	Alabama	12/17		7-8
F7	a L	74-77	Auburn (ot)			7-9
F11	h W	79-77	Tulane			8-9
F13	h W	97-74	Louisiana State			9-9
F16	a W	72-68	Georgia (ot)			10-9
F18	a W	79-74	South Carolina			11-9
F20	a L	74-76	Tennessee			11-10
F25	a W	81-72	Georgia			12-10
F27	a L	48-66	Florida			12-11

n1-Charlotte Coliseum, Charlotte, N.C.; n2-Queen City Tournament (Buffalo, N.Y.)

GEORGIA TECH BEGINS PLAYING HOME GAMES AT ALEXANDER MEMORIAL COLISEUM

1956-57 (18-8, SEC 9-5)

Home: 10-4, Away: 6-3, Neutral: 2-1

Date	Site	Result	Opponent	TR	OR	Rec
N30	h L	61-71	Duke			0-1
D4	h W	67-64	Murray State			1-1
D6	h W	93-74	Furman			2-1
D15	h W	76-69	Texas A&M			3-1
D18	h W	80-58	Georgia			4-1
D20	h L	83-90	South Carolina			4-2
D27	n1 L	78-102	Marquette#			4-3
D28	n1 W	75-72	Idaho State#	20/nr		5-3
D29	n1 W	79-66	Texas Tech#			6-3
J3	h W	95-54	Howard College			7-3
J5	a L	72-95	Kentucky	3/3		7-4
J7	h L	73-81	Vanderbilt	9/11		7-5
J12	a W	80-77	Mississippi State			8-5
J14	a W	82-78	Mississippi			9-5
J19	a L	74-93	Vanderbilt	10/10		9-6
J22	a W	81-74	Auburn			10-6
J26	a W	84-77	Tennessee			11-6
J28	h L	65-76	Kentucky	5/3		11-7
F2	h W	92-67	Alabama			12-7
F4	h W	76-67	Auburn (ot)			13-7
F9	a L	67-73	Tulane			13-8
F11	a W	87-60	Louisiana State			14-8
F14	a W	67-65	Georgia			15-8
F19	h W	87-85	Tennessee			16-8

F23	h W	74-60	Georgia			17-8
F25	h W	64-57	Florida			18-8

n1-All-College Tournament (Oklahoma City, Okla.)

1957-58 (15-11, SEC 7-7)

Home: 12-4, Away: 1-7, Neutral: 2-0

Date	Site	Result	Opponent	TR	OR	Rec
D3	h W	74-52	Davidson			1-0
D6	h W	73-62	Alabama			2-0
D7	a L	64-70	South Carolina			2-1
D14	h L	64-67	Texas Tech (ot)			2-2
D16	h W	61-59	Baylor			3-2
D19	h L	68-69	Georgia (ot)			3-3
D20	h L	59-70	Virginia Tech			3-4
D27	n1 W	67-58	Marquette			4-4
D28	n1 W	70-66	Detroit			5-4
J2	h W	74-64	Furman			6-4
J4	a L	60-76	Kentucky	10/15		6-5
J11	h W	78-61	Mississippi State	5/11		7-5
J13	h W	76-67	Mississippi			8-5
J18	h W	81-60	Vanderbilt			9-5
J20	h W	72-59	Georgia			10-5
J22	h L	72-80	Auburn			10-6
J25	h W	82-79	Tennessee	16/18		11-6
J27	h W	71-52	Kentucky	9/12		12-6
F1	a L	72-74	Alabama (2 ot)			12-7
F3	a L	78-99	Auburn			12-8
F8	h W	69-53	Tulane	19/nr		13-8
F10	h W	88-61	Louisiana State	19/nr		14-8
F18	a L	65-84	Tennessee	20/nr		14-9
F22	a L	59-62	Georgia			14-10
F24	a W	62-61	Florida (ot)			15-10
M1	a L	59-60	Vanderbilt			15-11

n1-Motor City Classic (Detroit, Mich.)

1958-59 (17-9, SEC 9-5)

Home: 10-4, Away: 7-5, Neutral: 0-0

Date	Site	Result	Opponent	TR	OR	Rec
D1	h L	64-72	Georgia Teachers College			0-1
D4	h W	65-56	Baylor			1-1
D6	a L	57-71	Louisville			1-2
D11	h W	73-66	Georgia			2-2
D13	a W	82-77	Furman			3-2
D20	h W	92-62	South Carolina			4-2
D22	h W	110-78	Wyoming			5-2
D27	a L	79-90	St. Louis	16/nr		5-3
D30	a W	89-76	Alabama			6-3
J3	a L	62-72	Kentucky	1/1		6-4
J7	a W	66-62	Georgia			7-4
J10	a L	67-75	Mississippi State	12/15		7-5
J12	a W	89-70	Mississippi			8-5
J17	h W	80-61	Vanderbilt	nr/19		9-5
J21	a L	55-66	Auburn	5/6		9-6
J24	h L	71-84	Tennessee			9-7
J26	h L	70-94	Kentucky	1/1		9-8
J31	h W	66-53	Alabama			10-8
F3	h L	40-51	Auburn	4/7		10-9
F7	a W	77-67	Tulane			11-9
F9	a W	64-63	Louisiana State			12-9
F14	h W	71-65	Oklahoma City (3ot)	14/19		13-9
F17	h W	59-49	Tennessee			14-9
F21	h W	82-62	Georgia			15-9
F23	h W	76-72	Florida			16-9
F28	a W	71-67	Vanderbilt			17-9

1959-60 (22-6, SEC 11-3)

Home: 13-1, Away: 8-4, Neutral: 1-1

Date	Site	Result	Opponent	TR	OR	Rec
D1	a W	59-49	Duke			1-0
D3	h W	91-63	Furman			2-0
D5	h W	68-56	Louisville			3-0
D8	h W	69-53	Alabama	na/15		4-0
D10	a W	70-64	South Carolina	na/15		5-0
D19	h W	80-53	NC State	na/12	na/16	6-0
D21	a L	71-80	Southern Methodist	na/12		6-1
D22	a W	63-60	Texas Tech	8/8		7-1
D31	a W	83-65	Georgia	10/17		8-1
J2	a W	62-54	Kentucky	10/17	13/14	9-1
J9	h W	82-60	Mississippi State	6/8		10-1
J11	h W	91-66	Mississippi	6/8		11-1
J13	h W	80-64	Georgia	6/6		12-1
J16	h W	74-66	Vanderbilt (ot)	6/6		13-1
J19	h L	59-66	Auburn	6/6		13-2
J23	h W	74-69	Tennessee	6/6		14-2
J25	h W	65-44	Kentucky	6/6	16/15	15-2
J30	a W	60-48	Alabama	6/6		16-2
F2	a L	45-48	Auburn	6/6		16-3
F6	h W	74-55	Tulane	6/6		17-3
F8	h W	76-56	Louisiana State	6/6		18-3

F13	h W	66-53	Georgia Southern	6/8		19-3
F16	a L	56-57	Tennessee	6/8		19-4
F20	a W	69-68	Georgia	6/8		20-4
F22	a W	69-55	Florida (ot)	6/8		21-4
F27	a L	57-62	Vanderbilt	6/8		21-5
M11	n1 W	57-54	Ohio University	13/8		22-5
M12	n1 L	69-86	Ohio State	13/8	3/3	22-6

n1-NCAA Midwest Regional (Freedom Hall, Louisville, Ky.)

1960-61 (13-13, SEC 6-8)

Home: 9-3, Away: 3-8, Neutral: 1-2

Date	Site	Result	Opponent	TR	OR	Rec
D1	h W	74-56	Georgia			1-0
D3	h W	80-54	Furman			2-0
D9	h W	67-64	Southern Methodist	na/12		3-0
D12	a1 L	65-74	Louisville	na/12		3-1
D13	n1 L	62-67	Utah State	15/12		3-2
D17	a L	76-82	NC State	15/12	10/nr	3-3
D19	h L	48-61	Duke	15/12	7/12	3-4
D29	n2 W	54-51	Georgia			4-4
D30	n2 L	60-63	Navy			4-5
J3	h W	85-65	South Carolina			5-5
J7	a L	79-89	Kentucky			5-6
J11	a W	89-80	Georgia (ot)			6-6
J14	a L	67-69	Mississippi			6-7
J16	a L	61-62	Mississippi State (ot)			6-8
J21	h L	56-69	Vanderbilt			6-9
J24	a W	48-43	Auburn (ot)			7-9
J28	a L	60-65	Tennessee			7-10
J30	h W	62-60	Kentucky			8-10
F4	h W	57-49	Alabama			9-10
F7	h L	36-38	Auburn			9-11
F11	a L	50-63	Louisiana State			9-12
F13	a W	81-79	Tulane			10-12
F21	h W	60-59	Tennessee			11-12
F25	h W	83-71	Georgia			12-12
F27	h W	52-50	Florida			13-12
M4	a L	59-79	Vanderbilt	nr/18		13-13

n1 & a1-Bluegrass Invitational (Freedom Hall, Louisville, Ky.); n2-Gator Bowl Tournament (Jacksonville, Fla.)

1961-62 (10-16, SEC 4-10)

Home: 8-7, Away: 2-8, Neutral: 0-1

Date	Site	Result	Opponent	TR	OR	Rec
D1	a L	55-67	Southern Methodist			0-1
D2	a L	80-84	Rice			0-2
D6	h W	72-56	William & Mary			1-2
D9	h L	67-70	Georgia			1-3
D20	h W	57-44	Baylor			2-3
D21	h W	58-57	Missouri			3-3
D29	a1 W	72-65	Furman			4-3
D30	n1 L	42-72	Arkansas			4-



ALL-TIME SCORES

F4	h	W	50-49	William & Mary	6/6	17-1
F8	a	L	69-77	Tulane (ot)	6/6	17-2
F9	a	L	54-56	Louisiana State	6/6	17-3
F13	h	W	69-62	Vanderbilt	10/9	18-3
F16	h	L	73-78	Louisville	10/9	18-4
F19	a	W	72-60	Tennessee	nr/10	19-4
F23	h	W	66-58	Georgia (ot)	nr/10	20-4
F25	h	W	89-69	Florida	nr/10	21-4
M2	a	L	74-75	Vanderbilt	10/12	21-5

n1-Gator Bowl Tournament (Jacksonville, Fla.)

1963-64 (17-9, SEC 9-5)

Home: 14-0, Away: 3-8, Neutral: 0-1

SEC Runner-up

Date	Site	Result	Opponent	TR	OR	Rec
D2	h	W	73-65	Georgia		1-0
D4	h	W	92-69	Furman		2-0
D16	a	L	79-84	Rice (ot)		2-1
D17	a	L	75-97	Southern Methodist		2-2
D21	h	W	96-71	Georgetown		3-2
D27	n1	W	84-83	Marquette		4-2
D28	n1	L	84-104	Wisconsin		4-3
D31	h	W	88-73	Navy		5-3
J4	h	W	76-67	Kentucky	1/1	6-3
J8	h	W	87-73	South Carolina		7-3
J11	h	W	69-54	Mississippi		8-3
J13	h	W	59-45	Mississippi State		9-3
J18	a	L	59-68	Louisville		9-4
J21	h	W	71-55	Georgia		10-4
J25	a	L	62-79	Kentucky	5/4	10-5
J27	a	L	63-83	Tennessee		10-6
F1	a	W	93-81	Alabama		11-6
F3	a	W	62-57	Auburn		12-6
F7	h	W	51-49	Louisiana State		13-6
F8	h	W	92-68	Tulane		14-6
F12	h	W	75-71	Vanderbilt (ot)	7/7	15-6
F15	h	W	77-73	Florida State (ot)		16-6
F18	h	W	47-45	Tennessee	nr/17	17-6
F22	a	L	68-81	Georgia		17-7
F24	a	L	73-92	Florida		17-8
F29	a	L	89-103	Vanderbilt	nr/13	17-9

n1-Milwaukee Classic (Milwaukee, Wis.)

GEORGIA TECH LEAVES SOUTHEASTERN CONFERENCE

1964-65 (14-11)

Home: 10-3, Away: 4-6, Neutral: 0-2

Date	Site	Result	Opponent	TR	OR	Rec
D1	h	L	52-60	Auburn		0-1
D3	h	W	83-75	Southern Methodist		1-1
D5	h	W	71-56	Rice		2-1
D7	h	L	52-66	Tennessee		2-2
D9	a	W	83-65	Mississippi State		3-2
D19	a	L	66-79	Georgia		3-3
D21	h	W	91-73	William & Mary		4-3
D29	n1	L	71-77	Louisville		4-4
D30	n1	L	90-95	Texas Tech		4-5
J2	a	L	68-73	Ohio State		4-6
J6	h	W	84-71	Sewanee		5-6
J9	a	W	96-85	Furman		6-6
J12	h	L	78-97	Wake Forest		6-7
J16	a	W	66-63	Louisville		7-7
J18	h	W	82-71	VMI		8-7
J20	a	L	65-72	Florida State		8-8
J23	a	L	48-55	Tennessee	nr/13	8-9
J25	h	W	75-73	Mississippi State		9-9
J29	h	W	93-83	Arkansas		10-9
F3	h	W	93-78	Clemson		11-9
F5	h	L	69-82	Phillips Oilers		exh
F9	h	W	73-62	Georgia		12-9
F13	a	L	68-97	NC State	nr/18	12-10
F15	h	W	77-76	Florida State		13-10
F20	a	L	66-91	Georgia		13-11
F26	a	W	59-54	Auburn		14-11

n1-Sugar Bowl Tournament, New Orleans, La.

1965-66 (13-13)

Home: 10-4, Away: 2-8, Neutral: 1-1

Date	Site	Result	Opponent	TR	OR	Rec
D1	h	W	112-87	Texas Christian		1-0
D4	a	L	73-83	Southern Methodist		1-1
D6	a	W	96-87	Rice		2-1
D9	h	L	65-76	Georgia		2-2
D18	h	L	74-79	Auburn		2-3
D20	h	L	69-93	NC State	nr/19	2-4
D22	h	W	92-73	William & Mary		3-4
D27	n1	L	48-54	Louisville		3-5
D28	n1	W	83-40	Boston University		4-5
J4	h	W	89-77	Pittsburgh		5-5
J6	h	W	87-72	Clemson		6-5
J8	a	L	80-96	Wake Forest		6-6
J15	h	W	86-73	VMI		7-6

J19	h	W	89-56	Georgia		8-6
J22	a	L	48-83	Tennessee	nr/20	8-7
J28	h	W	88-75	Arkansas		9-7
J31	a	L	66-71	Florida State		9-8
F5	a	W	75-61	Notre Dame		10-8
F8	h	W	110-68	Furman		11-8
F12	a	L	93-102	NC State		11-9
F14	h	W	95-88	Florida State		12-9
F17	h	W	99-85	Tulane		13-9
F19	a	L	73-90	Auburn		13-10
F22	a	L	90-106	Clemson		13-11
F26	a	L	61-67	Georgia		13-12
F28	h	L	47-58	Tennessee		13-13

n1-Hurricane Classic, Miami, Fla.

1966-67 (17-9)

Home: 12-2, Away: 4-6, Neutral: 1-1

Date	Site	Result	Opponent	TR	OR	Rec
D1	h	W	87-70	Southern Methodist		1-0
D3	h	W	87-61	Rice		2-0
D7	a	L	87-89	Georgia		2-1
D19	h	W	93-75	Brown		3-1
D21	h	W	78-76	Auburn (ot)		4-1
D28	n1	W	101-70	Michigan		5-1
D29	a1	L	72-91	UCLA	1/1	5-2
D30	n1	L	71-83	Illinois		5-3
J5	h	L	55-76	Clemson		5-4
J7	h	L	91-99	Tulane		5-5
J10	a	L	68-69	Furman (ot)		5-6
J14	h	W	102-85	NC State		6-6
J16	h	W	84-73	Ohio State		7-6
J21	h	W	79-53	Georgia		8-6
J24	a	W	88-77	Clemson		9-6
J28	a	W	75-68	Florida State		10-6
J30	h	W	91-57	Mercer		11-6
F1	a	L	48-59	Tennessee	nr/13	11-7
F4	h	W	102-87	Notre Dame		12-7
F6	a	W	81-71	Jacksonville		13-7
F11	h	W	82-80	North Carolina	2/2	14-7
F15	a	W	87-79	Georgia		15-7
F18	a	L	71-74	Tulane		15-8
F22	a	L	61-65	NC State		15-9
F25	h	W	102-84	Florida State		16-9
F27	h	W	90-84	Miami, Fla.		17-9

n1, a1-Bruin Classic (Pauley Pavilion, Los Angeles, Calif.)

1967-68 (12-13)

Home: 9-4, Away: 3-6, Neutral: 0-3

Date	Site	Result	Opponent	TR	OR	Rec
D2	a	W	84-70	Rice		1-0
D4	a	W	77-74	Southern Methodist		2-0
D7	h	W	86-78	Georgia		3-0
D16	h	L	52-63	Auburn		3-1
D21	h	W	70-67	Texas Christian		4-1
D28	n1	L	54-65	Illinois		4-2
D30	n1	L	71-96	Loyola-Chicago		4-3
J2	h	L	78-79	Yale		4-4
J6	h	W	100-81	Tulane		5-4
J8	a	L	53-63	Jacksonville		5-5
J17	h	W	68-61	Furman		6-5
J20	h	L	57-73	Florida State		6-6
J22	a	L	55-66	Ohio State		6-7
J27	n2	L	54-82	North Carolina	3/3	6-8
J30	h	W	90-70	VMI		7-8
F1	h	W	99-64	Clemson		8-8
F7	a	L	75-79	West Virginia		8-9
F10	h	W	97-67	Wofford		9-9
F12	h	W	97-77	Jacksonville		10-9
F15	a	L	76-89	Georgia		10-10
F17	h	W	60-55	Army		11-10
F20	h	L	69-71	Tennessee (2ot)	nr/11	11-11
F24	a	L	67-72	Florida State		11-12
F28	a	W	80-51	Clemson		12-12
M2	a	L	77-88	Tulane		12-13

n1-Chicago Classic (Chicago, Ill.); n2-Charlotte (N.C.) Coliseum

1968-69 (12-13)

Home: 8-4, Away: 3-8, Neutral: 1-1

Date	Site	Result	Opponent	TR	OR	Rec
N30	a	L	72-76	Clemson		0-1
D3	h	W	87-59	Southern Methodist		1-1
D5	a	L	74-84	Georgia		1-2
D17	a	L	59-72	Tennessee		1-3
D20	a1	L	71-75	UTEP		1-4
D21	n1	L	57-59	Oklahoma City		1-5
J2	h	W	98-77	Tampa		2-5
J6	h	W	62-71	Jacksonville		2-6
J8	h	W	72-66	Clemson		3-6

J14	h	L	70-101	North Carolina	2/2	3-7
J18	a	W	67-59	Mercer		4-7
J20	h	L	66-73	Ohio State	13/nr	4-8
J23	h	W	75-56	Rice		5-8
J25	h	W	85-59	Hawaii		6-8
J28	a	W	72-63	Furman		7-8
J30	a	L	52-71	Notre Dame	nr/16	7-9
F5	n2	W	87-74	VMI		8-9
F8	a	L	67-73	Jacksonville		8-10
F10	h	W	88-67	Air Force		9-10
F13	h	W	73-66	Georgia		10-10
F15	h	W	90-79	Tulane		11-10
F18	a	W	84-76	Florida State		12-10
F22	h	L	80-98	Florida State		12-11
F24	a	L	85-87	Auburn		12-12
M1	a	L	77-80	Tulane		12-13

n1, a1-Sun Bowl Tournament (El Paso, Texas); n2 - Salem, Va.

1969-70 (17-10)

Home: 10-2, Away: 4-6, Neutral: 3-2

Date	Site	Result	Opponent	TR	OR	Rec
D1	h	W	72-49	Virginia		1-0
D3	h	W	92-80	Georgia		2-0
D6	h	W	68-54	Oklahoma City		3-0
D9	a	W	87-57	Rice		4-0
D10	a	L	66-77	Southern Methodist		4-1
D22	h	W	97-76	Samford		5-1
D27	a1	L	90-121	UCLA	2/2	5-2
D29	n1	L	65-87	Indiana		5-3
J5	h	W	100-71	Southern Illinois		6-3
J7	h	W	96-84	Clemson		7-3
J10	h	W	78-72	Tulane		8-3
J15	h	W	88-61	Furman		9-3
J17	h	W	86-74	Auburn		10-3
J19	a	L	78-88	Clemson		10-4
J24	h	L	83-89	Florida State	18/nr	10-5
J26	a	L	71-74	Ohio State		10-6
J31	a	W	51-48	Air Force		11-6
F4	a	L	69-74	Georgia		11-7
F9	a	W	92-62	Pittsburgh		12-7
F13	n2	W	89-77	NC State	5/6	13-7
F14	n2	W	104-95	North Carolina	10/8	14-7
F17	h	W	101-62	Georgia State		15-7
F21	a	L	80-97	Florida State	8/11	15-8
F23	a	W	86-76	Tulane		16-8
F26	h	L	81-86	Jacksonville	6/6	16-9
M13	n3	W	78-68	Duquesne		17-9
M16	n3	L	55-56	St. John's		17-10

n1, a1-Bruin Classic (Pauley Pavilion, Los Angeles, Calif.); n2-North-South Doubleheader (Charlotte Coliseum, Charlotte, N.C.); n3-National Invitation Tournament (Madison Square Garden, New York, N.Y.)

1970-71 (23-9)

Home: 11-2, Away: 7-4, Neutral: 5-3

ALL-TIME SCORES

1971-72 (6-20)

Home: 6-5, Away: 0-11, Neutral: 0-4

Date	Site	Result	Opponent	TR	OR	Rec
D1	h	L	55-63	Ohio State	4/4	0-1
D11	h	L	62-76	Auburn		0-2
D18	a	L	70-93	SMU		0-3
D20	h	W	83-71	William & Mary		1-3
D22	h	W	108-91	Furman		2-3
D29	n1	L	66-91	Davidson		2-4
D30	n1	L	64-91	Rutgers		2-5
J5	h	L	57-66	Clemson		2-6
J8	h	L	85-90	Alabama		2-7
J12	a	L	74-87	Rice		2-8
J17	h	W	82-62	Notre Dame		3-8
J20	h	W	94-78	Tulane		4-8
J22	h	L	69-71	Florida State		4-9
J25	a	L	68-99	Alabama		4-10
J29	a	L	70-83	Clemson		4-11
F2	h	W	82-78	Georgia		5-11
F5	a	L	53-75	Air Force		5-12
F7	a	L	65-93	Kansas		5-13
F11	n2	L	70-87	NC State		5-14
F12	n2	L	73-118	North Carolina	3/3	5-15
F15	a	L	77-91	Auburn		5-16
F19	a	L	50-108	Florida State	14/11	5-17
F23	a	L	66-87	North Carolina	5/3	5-18
F26	h	W	80-74	Randolph-Macon		6-18
F28	a	L	74-78	Tulane		6-19
M2	h	W	88-87	Athletes In Action		exh
M7	a	L	78-93	Georgia		6-20

n1-Charlotte Invitational (Charlotte Coliseum, Charlotte, N.C.); n2-North-South Doubleheader (Charlotte Coliseum, Charlotte, N.C.)

1972-73 (7-18)

Home: 6-7, Away: 1-8, Neutral: 0-3

Date	Site	Result	Opponent	TR	OR	Rec
N25	h	W	90-83	Auburn		1-0
N28	a	L	77-86	Clemson		1-1
D11	a	L	73-89	Alabama		1-2
D16	a	L	69-78	Florida		1-3
D18	a	L	60-63	William & Mary		1-4
D22	h	L	68-69	Tulane		1-5
D29	a1	L	55-98	Maryland	2/4	1-6
D30	n1	L	87-102	Bowling Green		1-7
J6	h	W	85-82	Hawaii (ot)		2-7
J8	h	W	69-65	Rice		3-7
J15	h	L	79-85	Ohio State		3-8
J22	h	L	83-89	Alabama	11/16	3-9
J27	h	W	88-86	Duke		4-9
J31	a	L	78-87	Georgia		4-10
F3	h	L	57-74	Clemson		4-11
F5	h	L	85-87	Florida (ot)		4-12
F9	n2	L	72-107	North Carolina	6/6	4-13
F10	n2	L	94-118	NC State	2/2	4-14
F17	h	L	70-81	Stetson		4-15
F19	h	W	81-66	UNC Charlotte		5-15
F26	a	L	69-79	Auburn		5-16
F28	h	L	82-102	Oklahoma City		5-17
M2	a	W	87-83	Tulane		6-17
M6	h	W	77-67	Georgia		7-17
M10	a	L	73-77	Georgia State		7-18

n1, a1-Maryland Invitational (Cole Field House, College Park, Md.); n2-North-South Doubleheader (Charlotte Coliseum, Charlotte, N.C.)

Dwane Morrison

South Carolina '54

Record: 91-122 (.427)

1974-1981 (8 seasons)



1973-74 (5-21)

Home: 4-10, Away: 1-7, Neutral: 0-4

Date	Site	Result	Opponent	TR	OR	Rec
N30	h	L	64-88	Alabama	18/na	0-1
D13	h	L	86-88	Auburn		0-2
D15	a	L	61-63	Clemson		0-3
D18	h	L	77-85	Mississippi State		0-4
D27	n1	L	80-108	Baylor		0-5
D28	n1	L	95-101	Yale		0-6
J2	h	L	68-70	Florida		0-7
J4	h	W	73-69	Wisconsin-LaCrosse		1-7
J7	a	L	71-89	Ohio State		1-8
J10	h	W	70-62	St. Bernard		2-8
J12	h	W	82-76	Newberry		3-8
J16	h	L	66-75	Georgia		3-9
J19	a	L	90-96	Tulane		3-10
J23	a	L	74-79	Alabama	9/10	3-11
J28	h	L	85-102	Mercer		3-12
J31	h	L	86-98	Southern Mississippi		3-13

F2	h	W	73-61	Georgia State		4-13
F8	n2	L	54-98	NC State	2/2	4-14
F9	n2	L	70-108	North Carolina	4/4	4-15
F13	h	L	73-82	South Carolina	14/14	4-16
F16	a	L	60-70	Duke		4-17
F20	h	L	70-71	Tulane		4-18
F23	a	L	71-94	Oklahoma City		4-19
F27	a	L	70-92	Auburn		4-20
M2	h	L	58-71	Clemson		4-21
M7	a	W	97-95	Georgia (ot)		5-21

n1-Old Dominion Invitational (The Scope, Norfolk, Va.); n2-North-South Doubleheader (Charlotte Coliseum, Charlotte, N.C.)

1974-75 (11-15)

Home: 8-5, Away: 2-8, Neutral: 1-2

Date	Site	Result	Opponent	TR	OR	Rec
N29	a	L	67-86	Georgia		0-1
D9	a	L	76-91	Alabama	11/na	0-2
D13	h	W	80-74	Georgia State		1-2
D17	a	L	86-94	Southern Mississippi		1-3
D19	a	W	64-61	Mississippi State		2-3
D23	a	L	67-75	Ohio State		2-4
D27	a1	L	67-105	Maryland	5/7	2-5
D28	n1	W	70-61	St. Bonaventure (ot)		3-5
J2	a	L	69-90	Florida		3-6
J4	a	W	70-68	Mercer		4-6
J10	h	W	73-72	Boston University		5-6
J15	h	L	75-87	Auburn		5-7
J17	h	W	75-74	Wofford		6-7
J22	h	L	80-97	Alabama	6/6	6-8
J24	h	W	89-84	Presbyterian (ot)		7-8
J28	h	L	73-80	Pan American		7-9
J31	h	W	91-80	Mercer		8-9
F3	h	W	78-75	Samford (ot)		9-9
F7	n2	L	66-101	NC State	6/6	9-10
F8	n2	L	81-111	North Carolina	12/11	9-11
F11	h	W	89-82	College of Charleston		10-11
F19	h	L	69-85	Clemson	16/nr	10-12
F22	a	L	86-107	Duke		10-13
F24	h	W	74-69	Tulane		11-13
M1	a	L	47-58	South Carolina		11-14
M5	h	L	73-77	Georgia		11-15

n1, a1-Maryland Invitational (Cole Field House, College Park, Md.); n2-North-South Doubleheader (Charlotte Coliseum, Charlotte, N.C.)

GEORGIA TECH ENTERS METRO CONFERENCE

1975-76 (13-14, Metro 0-1)

Home: 9-4, Away: 0-6, Neutral: 4-4

Date	Site	Result	Opponent	TR	OR	Rec
N28	h	W	59-57	Georgia		1-0
D8	a	L	53-68	VMI		1-1
D10	a	L	65-93	Maryland	2/3	1-2
D16	h	W	85-60	Davidson		2-2
D19	a1	L	64-66	Kentucky	20/nr	2-3
D20	n1	L	70-85	Arizona State	19/18	2-4
D29	a2	W	98-81	Furman		3-4
D30	n2	L	87-94	Rutgers	14/16	3-5
J3	n3	W	72-68	Davidson		4-5
J6	a	L	63-69	Georgia		4-6
J9	h	L	71-91	Duke		4-7
J13	h	W	79-54	East Tennessee State		5-7
J17	a	L	58-59	Tulane		5-8
J21	h	L	62-69	Georgia State		5-9
J24	h	W	71-61	Newberry		6-9
J26	h	L	44-55	Marquette	3/2	6-10
J29	h	W	87-61	Presbyterian		7-10
F2	h	W	66-56	VMI		8-10
F6	n4	L	74-79	North Carolina	4/3	8-11
F7	n4	W	78-67	NC State	10/10	9-11
F11	a	L	51-72	Auburn		9-12
F19	h	W	65-60	Southern Mississippi		10-12
F21	h	W	58-56	The Citadel		11-12
F23	h	L	55-63	South Carolina		11-13
F28	h	W	91-52	College of Charleston		12-13
M4	n5	W	74-68	Tulane		13-13
M5	n5	L	60-71	Cincinnati	13/18	13-14

n1, a1-Kentucky Invitational (Memorial Coliseum, Lexington, Ky.); n2, a2-Poinsettia Tournament (Greenville, S.C.); n3-Charlotte Coliseum, Charlotte, N.C.; n4-North-South Doubleheader (Charlotte Coliseum, Charlotte, N.C.); n5-Metro Tournament (Freedom Hall, Louisville, Ky.)

1976-77 (18-10, Metro 3-3)

Home: 12-1, Away: 3-5, Neutral: 3-4

Date	Site	Result	Opponent	TR	OR	Rec
N26	a	W	64-43	Georgia		1-0
D10	n1	L	72-88	Idaho State		1-1
D11	n1	W	80-79	Columbia		2-1
D13	h	W	74-72	St. Francis, Pa.		3-1
D15	h	W	59-44	Davidson		4-1

D18	h	W	62-54	East Tennessee State		5-1
D22	a	L	57-64	Tulane		5-2
J3	a	L	45-63	Marquette	12/14	5-3
J5	h	W	97-76	College of Charleston		6-3
J8	a	L	69-98	Clemson	16/15	6-4
J10	h	W	74-54	Georgia State		7-4
J14	h	W	71-59	St. Louis		8-4
J17	h	W	89-82	Memphis State	18/nr	9-4
J22	a	W	63-59	The Citadel		10-4
J27	h	L	51-60	Georgia		10-5
J29	h	W	89-62	Tulane		11-5
J31	h	W	81-37	Wofford		12-5
F4	n2	L	74-97	North Carolina	13/12	12-6
F5	n2	L	71-81	NC State		12-7
F9	h	W	82-63	Presbyterian		13-7
F12	a	L	73-84	Cincinnati	12/11	13-8
F15	h	W	90-64	The Citadel		14-8
F19	a	L	47-45	South Carolina		15-8
F21	h	W	63-57	UNC-Wilmington		16-8
F25	a	L	80-91	Louisville	10/10	16-9
M3	n3	W	72-67	Florida State		17-9
M4	n3	W	56-55	Louisville	10/9	18-9
M5	n3	L	61-74	Cincinnati	14/20	18-10

n1-Marshall Invitational (Huntington, W.Va.); n2-North-South Doubleheader (Charlotte Coliseum, Charlotte, N.C.); n3-Metro Tournament (Mid-South Coliseum, Memphis, Tenn.)

1977-78 (15-12, Metro 6-6)

Home: 10-3, Away: 2-8, Neutral:

ALL-TIME SCORES

GEORGIA TECH ENTERS

ATLANTIC COAST CONFERENCE

1979-80 (8-18, ACC 1-13/8th)

Home: 7-7, Away: 0-9, Neutral: 1-2

Date	Site	Result	Opponent	TR	OR	Rec
D1	a L	37-55	Virginia	13/13		0-1
D12	h W	68-53	Presbyterian			1-1
D15	a L	59-66	Georgia			1-2
D17	h W	84-64	Wofford			2-2
D19	a L	60-70	Maryland			2-3
D21	n1 W	83-59	Alabama			3-3
D22	n1 L	62-67	Virginia Tech			3-4
D29	h L	62-73	NC State			3-5
J3	h L	74-83	Maryland			3-6
J5	h L	48-56	Clemson			3-7
J7	a L	42-55	Duke	1/1		3-8
J9	h W	70-60	Western Carolina			4-8
J12	h L	49-64	Troy State			4-9
J14	a1 L	53-54	North Carolina	15/15		4-10
J19	a2 L	37-40	Boston College			4-11
J21	h L	49-56	Duke	5/5		4-12
J26	h L	59-67	Wake Forest			4-13
J31	a L	52-76	Clemson	16/17		4-14
F2	h W	70-69	Seton Hall			5-14
F6	a L	49-60	NC State			5-15
F9	h W	62-61	Virginia	18/nr		6-15
F11	h L	50-60	North Carolina	11/11		6-16
F16	a L	48-49	Wake Forest			6-17
F18	h W	40-38	Georgia			7-17
F21	h W	67-52	West Virginia Tech			8-17
F28	n2 L	49-51	Maryland (ot)	7/7		8-18

n1-Roanoke Times & World-News Holiday Classic (Roanoke, Va.) Civic Center; a1-Greensboro (N.C.) Coliseum; a2-Boston Garden, Boston, Mass.; n2-ACC Tournament (Greensboro, N.C.) Coliseum

1980-81 (4-23, ACC 0-14/8th)

Home: 4-12, Away: 0-8, Neutral: 0-3

Date	Site	Result	Opponent	TR	OR	Rec
N28	h L	77-88	Western Carolina			0-1
D1	h W	87-59	Flagler			1-1
D2	h W	45-42	University of the South			2-1
D6	h L	38-55	Georgia			2-2
D17	h W	64-61	Presbyterian			3-2
D20	h L	44-49	Wofford			3-3
D23	h L	55-66	Maryland	9/9		3-4
D26	n1 L	45-53	Purdue			3-5
D27	n1 L	41-64	Jacksonville			3-6
D30	a L	51-65	Georgia			3-7
J3	a L	61-87	Wake Forest	8/8		3-8
J7	h1 L	54-65	Clemson	20/20		3-9
J10	a L	68-93	NC State			3-10
J12	h W	77-70	Newberry			4-10
J17	h L	48-85	Virginia	2/2		4-11
J21	a L	48-72	Clemson	19/nr		4-12
J24	a L	60-100	North Carolina	17/18		4-13
J28	h L	55-70	NC State			4-14
J31	a L	64-72	Maryland	14/13		4-15
F4	h L	68-82	Duke			4-16
F7	h L	56-86	Wake Forest	8/8		4-17
F11	h L	50-54	Troy State			4-18
F14	h L	51-74	Baptist			4-19
F16	a L	42-83	Virginia	1/1		4-20
F21	a L	56-83	Duke			4-21
F25	h L	51-76	North Carolina	11/10		4-22
M5	n2 L	47-76	Virginia	4/4		4-23

h1-The Omni, Atlanta, Ga.; n1-Gator Bowl Tournament (Jacksonville, Fla.); n2-ACC Tournament (Capital Centre, Landover, Md.)

Bobby Cremins

South Carolina '70

Record: 354-237 (.599)

1982-2000 (19 seasons)



1981-82 (10-16, ACC 3-11/8th)

Home: 8-5, Away: 2-7, Neutral: 0-4

Date	Site	Result	Opponent	TR	OR	Rec
N30	h W	82-66	Presbyterian			1-0
D2	h W	92-56	University of the South			2-0
D4	a L	61-62	Georgia			2-1
D16	h W	89-60	West Chester State			3-1
D18	n2 L	44-73	UTEP			3-2
D19	n2 L	57-59	Oklahoma State			3-3
D23	a W	45-43	Maryland			4-3
D28	n1 L	42-53	Georgia			4-4
J2	h L	56-74	Wake Forest	nr/20		4-5
J6	h L	57-62	Clemson			4-6

J9	h L	49-55	NC State	15/15		4-7
J13	h W	79-71	Flagler			5-7
J16	a L	60-79	Virginia	3/2		5-8
J20	a L	49-55	Clemson			5-9
J23	h1 L	54-66	North Carolina	1/1		5-10
J26	a L	40-49	NC State	17/17		5-11
J30	h W	64-63	Maryland			6-11
F3	a L	46-47	Duke			6-12
F6	a1 L	38-53	Wake Forest	13/16		6-13
F10	h W	79-54	Francis Marion			7-13
F13	a W	55-40	Georgia Southern			8-13
F15	h L	52-56	Virginia	1/1		8-14
F20	h W	87-78	Duke			9-14
F24	a L	54-77	North Carolina	2/2		9-15
F27	h W	74-73	Georgia State			10-15
M4	n3 L	39-55	North Carolina	1/1		10-16

h1, n1-The Omni, Atlanta, Ga.; n2-Sun Bowl Tournament (El Paso, Texas); a1-Greensboro (N.C.) Coliseum; n3-ACC Tournament (Greensboro, N.C.) Coliseum

1982-83 (13-15, ACC 4-10/6th)

Home: 12-3, Away: 0-9, Neutral: 1-3

Date	Site	Result	Opponent	TR	OR	Rec
N29	h W	116-72	Wofford			1-0
D2	h W	76-54	St. Francis, N.Y.			2-0
D4	n1 L	67-82	Georgia			2-1
D13	h W	85-41	University of the South			3-1
D15	h W	90-85	Alabama A&M			4-1
D18	a L	73-101	Oklahoma			4-2
J4	n2 L	57-81	Iona			4-3
J8	a1 L	53-60	Wake Forest			4-4
J11	h W	71-66	Clemson			5-4
J13	h W	106-78	South Carolina State			6-4
J15	a L	61-81	NC State	19/19		6-5
J17	h1 L	52-66	Virginia	2/2		6-6
J19	h W	64-60	Georgia State			7-6
J24	a L	56-58	Clemson			7-7
J26	h W	88-76	Francis Marion			8-7
J29	a1 L	65-72	North Carolina	3/3		8-8
F2	h L	64-74	NC State			8-9
F5	a L	68-77	Maryland			8-10
F9	h W	67-66	Duke			9-10
F12	h W	70-69	Wake Forest			10-10
F14	a L	69-92	Virginia	3/2		10-11
F16	a L	53-61	South Carolina			10-12
F21	h W	83-72	Appalachian State			11-12
F23	h W	70-60	Maryland			12-12
F26	a L	81-106	Duke			12-13
M2	h1 L	73-85	North Carolina	8/10		12-14
M11	n3 W	64-58	Maryland			13-14
M12	n3 L	67-96	Virginia	2/2		13-15

h1, n1-The Omni, Atlanta, Ga.; n2-Brendan Byrne Arena, East Rutherford, N.J.; n3-ACC Tournament (The Omni, Atlanta, Ga.); a1-Greensboro (N.C.) Coliseum

1983-84 (18-11, ACC 6-8/T-5th)

Home: 13-2, Away: 1-7, Neutral: 4-2

National Invitation Tournament

Date	Site	Result	Opponent	TR	OR	Rec
N21	h W	91-88	Marathon Oil			exh
N28	h W	95-75	Alabama A&M			1-0
D2	n1 L	62-64	Georgia	13/na		1-1
D12	h W	95-52	Flagler			2-1
D16	n2 W	67-56	Pepperdine			3-1
D17	n2 W	73-71	Central Michigan			4-1
D28	n3 W	66-49	Nebraska			5-1
D29	n3 W	57-54	Alabama			6-1
J4	h W	78-61	Appalachian State			7-1
J7	h W	68-66	Wake Forest	8/9		8-1
J9	h W	90-65	South Carolina State			9-1
J11	a L	69-79	Clemson			9-2
J15	h W	56-47	NC State			10-2
J16	h W	75-57	Augusta			11-2
J19	h W	78-44	Wofford			12-2
J23	h W	72-71	Virginia (3ot)			13-2
J26	h W	59-52	Clemson			14-2
J28	a L	61-73	North Carolina	1/1		14-3
J30	h L	68-69	Duke			14-4
F2	a L	74-78	Wake Forest (ot)	18/nr	15/15	14-5
F4	h W	71-70	Maryland (2ot)			15-5
F7	a L	59-91	Virginia	18/nr		15-6
F12	a L	67-68	NC State	18/nr		15-7
F16	h W	68-50	South Carolina			16-7
F20	h W	70-61	Maryland-Eastern Shore			17-7
F23	a L	74-79	Maryland			17-8
F25	a W	58-56	Duke	14/19		18-8
F29	h1 L	56-69	North Carolina	1/1		18-9
M9	n4 L	63-67	Duke	16/nr		18-10
M10	a1 L	74-77	Virginia Tech			18-11

n1, h1-The Omni, Atlanta, Ga.; n2-Casaba Club Classic (A.G. Spanos Center, Stockton, Calif.); n3-Cotton States Classic (The Omni, Atlanta, Ga.); n4-ACC Tournament (Greensboro, N.C.) Coliseum; a1-National Invitation Tournament (Cassell Coliseum, Blacksburg, Va.)

1984-85 (27-8, ACC 9-5/T-1st)

Home: 13-2, Away: 5-4, Neutral: 9-2

ACC Champions • NCAA East Finalist

Date	Site	Result	Opponent	TR	OR	Rec
N17	h W	104-89	Marathon Oil (ot)			exh
N24	h W	79-66	Baptist	18/nr		1-0
N27	h W	74-58	Tennessee-Chattanooga	18/nr		2-0
N30	h W	96-78	Tennessee Tech	18/nr		3-0
D11	n1 L	59-60	Georgia	12/14		3-1
D15	a W	66-64	NC State	12/14	9/8	4-1
D18	h W	81-43	North Carolina A&T	13/13		5-1
D21	h W	84-53	Augusta	13/13		6-1
D26	n2 W	72-52	Arkansas	10/13		7-1
D27	n2 W	65-58	Washington	10/13	11/12	8-1
D28	n2 W	70-69	Maryland	10/13	nr/20	9-1
J3	h W	93-40	Maryland-Eastern Shore	8/7		10-1
J5	a L	54-68	Wake Forest	8/7		10-2
J8	h L	81-90	Clemson	9/10		10-3
J14	a W	86-68	UNC Charlotte	9/10		11-3
J17	h W	96-66	Monmouth, N.J.	17/15		12-3
J21	h W	49-46	Virginia	17/15		13-3
J23	a W	64-59	Clemson	16/17		14-3
J27	a W	66-62	North Carolina	16/17	8/9	15-3
J30	h L	53-61	NC State	8/9	</	

ALL-TIME SCORES

1986-87 (16-13, ACC 7-7/5th)

Home: 7-2, Away: 4-8, Neutral: 5-3

NCAA Tournament

Date	Site	Result	Opponent	TR	OR	Rec
N12	h	L	Soviet National			exh
N28	n	W	Stanford			1-0
N29	a	L	Richmond (ot)			1-1
D1	h	W	Pennsylvania			2-1
D3	n	W	Georgia	15/nr		3-1
D14	a	L	Louisiana State	16/nr		3-2
D20	n	W	Boston College (ot)	16/nr		4-2
D21	n	W	Southern Methodist	16/nr		5-2
D27	n	W	Rutgers	18/nr		6-2
D29	n	L	St. John's	18/nr	15/16	6-3
J3	a	W	Wake Forest (ot)	18/nr		7-3
J10	a	L	NC State	18/20		7-4
J12	a	W	Old Dominion			8-4
J14	h	W	North Carolina A&T			9-4
J20	h	L	Clemson	10/12		9-5
J22	h	L	Virginia			9-6
J24	a	L	North Carolina	2/1		9-7
J29	h	W	Duke	13/11		10-7
F1	h	W	Maryland			11-7
F3	h	W	Georgia State			12-7
F7	h	W	Wake Forest			13-7
F10	a	W	Maryland			14-7
F14	h	W	NC State			15-7
F18	a	L	Virginia			15-8
F21	a	W	Duke	17/18		16-8
F22	a	L	DePaul	4/5		16-9
F25	a	L	Clemson	13/12		16-10
M1	h	L	North Carolina	2/3		16-11
M6	n	L	Virginia			16-12
M13	n	L	Louisiana State			16-13

h1, n1-The Omni; n2, a1-Central Fidelity Classic (Robins Center, Richmond, Va.); n3-Suntory Ball (Aoyama College, Tokyo, Japan); n4-ECAC Holiday Festival (Madison Square Garden, New York, N.Y.); n5-ACC Tournament (Capital Centre, Landover, Md.); n6-NCAA Midwest First Round (Rosemont Horizon, Chicago, Ill.)

1987-88 (22-10, ACC 8-6/4th)

Home: 13-3, Away: 5-5, Neutral: 4-2

NCAA Tournament

Date	Site	Result	Opponent	TR	OR	Rec
N5	h	L	Soviet National			exh
N20	h	W	Alcorn State			1-0
N24	a	L	Florida			1-1
D1	h	W	Jackson State			2-1
D5	n	W	Georgia			3-1
D12	h	W	Augusta			4-1
D16	h	W	Louisiana State			5-1
D19	a	W	Pennsylvania			6-1
D22	h	L	Richmond	nr/20		6-2
D29	n	W	William & Mary			7-2
D30	n	W	Auburn			8-2
J2	h	W	George Washington			9-2
J6	a	W	Louisville			10-2
J10	h	W	Wake Forest			11-2
J12	h	W	Georgia State			12-2
J16	h	L	NC State			12-3
J19	h	W	North Carolina A&T			13-3
J23	a	L	Virginia			13-4
J26	h	W	Clemson			14-4
J30	a	L	North Carolina	3/3		14-5
F3	a	L	Duke	4/5		14-6
F6	h	W	DePaul			15-6
F8	a	W	Maryland			16-6
F13	a	W	Wake Forest			17-6
F17	h	W	Maryland			18-6
F20	a	W	NC State	14/14		19-6
F25	h	W	Virginia	20/16		20-6
F28	h	W	Duke	20/16	5/5	21-6
M2	h	L	North Carolina	13/15	6/6	21-7
M5	a	L	Clemson (2ot)	13/15		21-8
M11	n	L	Maryland	18/18		21-9
M18	n	W	Iowa State			22-9
M20	n	L	Richmond			22-10

h1-Preseason NIT (Alexander Memorial Coliseum); h2, n1-The Omni; a1-Preseason NIT (O'Connell Center, Gainesville, Fla.); n2-Cotton States Classic (The Omni); n3-ACC Tournament (Greensboro, N.C., Coliseum); n4-NCAA East First & Second Rounds (Hartford [Conn.] Civic Center)

1988-89 (20-12, ACC 8-6/5th)

Home: 13-2, Away: 4-6, Neutral: 3-4

NCAA Tournament

Date	Site	Result	Opponent	TR	OR	Rec
N13	h	W	Yugoslavian National			exh
N25	h	W	UNC-Asheville	14/na		1-0
N28	h	W	Coastal Carolina	14/na		2-0
D3	a	W	George Washington	12/12		3-0
D10	h	W	Baptist	12/12		4-0
D17	n	L	Georgia	11/11		4-1
D20	a	W	Richmond	16/16		5-1

D28	n	W	Houston	17/17		6-1
D29	n	L	Illinois	17/17	4/4	6-2
D30	n	W	Purdue	17/17		7-2
J4	h	W	East Carolina	19/16		8-2
J7	a	W	Wake Forest	19/16		9-2
J10	h	W	Georgia State	19/16		10-2
J14	a	L	NC State	19/16	15/17	10-3
J15	h	L	Louisville	19/16	9/9	10-4
J18	h	W	Alcorn State	nr/20		11-4
J22	a	L	Illinois (2ot)	nr/20		11-5
J25	h	W	Clemson	nr/19		12-5
J28	a	L	North Carolina	nr/19	7/6	12-6
F2	h	W	Duke	12/10		13-6
F4	h	W	Maryland			14-6
F6	a	L	Virginia			14-7
F8	n	W	Iona	20/20		15-7
F11	h	W	Wake Forest			16-7
F14	a	W	Maryland			17-7
F18	h	L	NC State	19/18		17-8
F20	a	L	Duke	11/12		17-9
F22	h	W	Virginia			18-9
F25	h	W	North Dame			19-9
M1	h	W	North Carolina	5/5		20-9
M4	a	L	Clemson (ot)			20-10
M10	n	L	North Carolina	9/8		20-11
M17	n	L	Texas			20-12

n1-The Omni; n2-Rainbow Classic (Blaisdell Center, Honolulu, Hawaii); n3-Madison Square Garden, New York, N.Y.; n4-ACC Tournament (The Omni); n5-NCAA Midwest First Round (Reunion Arena, Dallas, Texas)

1989-90 (28-7, ACC 8-6/T-3rd)

Home: 11-2, Away: 5-4, Neutral: 12-1

ACC Champions • NCAA Final Four

Date	Site	Result	Opponent	TR	OR	Rec
N15	h	W	Soviet National			exh
N24	h	W	Georgia State	21/19		1-0
N28	h	W	Richmond	21/19		2-0
D4	n	W	Pittsburgh	21/19	18/nr	3-0
D11	h	W	North Carolina A&T	18/18		4-0
D16	n	W	Georgia	15/16		5-0
D19	h	W	Coastal Carolina	14/13		6-0
D27	n	W	Morehead State	14/13		7-0
D28	n	W	Pittsburgh	14/13		8-0
J2	h	W	Marist	12/12		9-0
J6	a	W	Wake Forest	12/12		10-0
J11	h	L	Duke	9/9	10/11	10-1
J13	h	W	NC State	9/9	17/nr	11-1
J16	h	W	Temple	11/11		12-1
J21	a	L	Virginia (ot)	11/11		12-2
J25	a	L	Clemson	13/11		12-3
J28	a	L	Duke	13/11	8/7	12-4
F1	h	W	North Carolina	17/15	25/18	13-4
F3	a	W	Maryland	17/15		14-4
F7	h	W	Wake Forest	16/15		15-4
F10	a	W	Louisville	16/15	15/14	16-4
F13	h	W	Maryland	13/11		17-4
F15	n	W	Fordham	13/11		18-4
F17	a	W	NC State (2ot)	13/11		19-4
F22	h	L	Virginia	8/6		19-5
F24	a	W	Notre Dame (ot)	8/6		20-5
F28	a	L	North Carolina	11/11		20-6
M3	h	W	Clemson	11/11	20	21-6
M9	n	W	NC State	14/13		22-6
M10	n	W	Duke	14/13	12	23-6
M11	n	W	Virginia	14/13		24-6
M15	n	W	East Tennessee State	9/7		25-6
M17	n	W	Louisiana State	9/7	19/nr	26-6
M23	n	W	Michigan State (ot)	9/7	4/4	27-6
M25	n	W	Minnesota	9/7	20/nr	28-6
M31	n	L	Nevada-Las Vegas	9/7	2/2	28-7

n1-ACC-Big East Challenge (Hartford [Conn.] Civic Center); n2-The Omni; n3-Kuppenheimer Classic (The Omni); n4-Madison Square Garden, New York, N.Y.; n5-ACC Tournament (Charlotte [N.C.] Coliseum); n6-NCAA Southeast First & Second Rounds (Thompson-Boling Arena, Knoxville, Tenn.); n7-NCAA Southeast Regional (Louisiana Superdome, New Orleans, La.); n8-NCAA National Semifinal (McNichols Arena, Denver, Colo.)

1990-91 (17-13, ACC 6-8/T-5th)

Home: 9-3, Away: 2-7, Neutral: 6-3

NCAA Tournament

Date	Site	Result	Opponent	TR	OR	Rec
N15	h	W	Soviet National (ot)			exh
N24	h	W	Augusta	14/14		1-0
N27	h	W	Morgan State	14/14		2-0
D1	a	L	Richmond	14/14		2-1
D5	n	L	St. John's (ot)	20/20	17/18	2-2
D8	h	W	Fordham	20/20		3-2
D15	a	L	Temple	23/21		3-3
D19	n	W	112-105 Georgia (3ot)		17/13	4-3
D22	n	W	Loyola Marymount			5-3
D27	n	W	Tulane			6-3

D28	n	W	Villanova			7-3
J2	h	W	Howard	24/nr		8-3
J6	h	W	Wake Forest	24/nr		9-3
J9	a	L	Duke	24/21	14/11	9-4
J13	a	L	NC State	24/21		9-5
J19	h	W	Virginia		14/15	10-5
J24	h	W	Clemson	nr/25		11-5
J27	a	W	North Carolina	nr/25	7/8	12-5
J30	h	L	Duke	23/22	7/7	12-6
F1	h	W	Maryland	23/22		13-6
F3	h	L	NC State	23/22		13-7
F9	a	L	Wake Forest			13-8
F13	a	L	Maryland			13-9
F17	n	W	Arizona		6/6	14-9
F19	a	W	Virginia	20/19		15-9
F24	h	W	Louisville			16-9
F28	h	L	North Carolina	nr/21	4/4	16-10
M2	a	L	Clemson	nr/21		16-11
M8	n	L	NC State			16-12
M15	n	W	DePaul	24/nr		17-12
M17	n	L	Ohio State	5/5		17-13

n1-ACC-Big East Challenge (Capital Centre, Landover, Md.); n2-The Omni; n3-Kuppenheimer Classic (The Omni); n4-Sugar Bowl Tournament (Louisiana Superdome, New Orleans, La.); n5-Brendan Byrne Arena, East Rutherford, N.J.; n6-ACC Tournament (Charlotte, N.C., Coliseum); n6-NCAA Midwest First & Second Rounds (University of Dayton Arena, Dayton, Ohio)

1991-92 (23-12, ACC 8-8/T-4th)

Home: 13-3, Away: 4-5, Neutral: 6-4

NCAA Midwest Semifinalist

Date	Site	Result	Opponent	TR	OR	Rec
N14	h	W	Athletes in Action	23/24		exh
N20						



ALL-TIME SCORES

J23	a	W	75-71	Virginia	16/16	7/10	10-4
J27	a	W	85-74	NC State	18/17		11-4
J31	h	L	77-96	Florida State	18/17	19/20	11-5
F4	h	L	80-83	Clemson	22/22		11-6
F7	h	W	93-79	Maryland	22/22		12-6
F10	a	L	63-73	Duke	nr/24	3/3	12-7
F14	h	L	66-77	North Carolina	nr/24	6/6	12-8
F17	a	W	65-60	Richmond			13-8
F20	a	W	69-58	Wake Forest		10/11	14-8
F23	h	W	73-61	Virginia		22/22	15-8
F28	a	L	60-68	NC State			15-9
M4	h	L	82-83	Florida State		11/11	15-10
M7	a	W	66-59	Clemson			16-10
M12	n3	W	69-66	Duke		8/8	17-10
M13	n3	W	69-61	Clemson			18-10
M14	n3	W	77-75	North Carolina		1/1	19-10
M19	n4	L	78-93	Southern		18/20	19-11

n1-The Omni; n2-Kuppenheimer Classic (Georgia Dome, Atlanta, Ga.); n3-ACC Tournament (Charlotte [N.C.] Coliseum); n4-NCAA West First Round (McKale Center, Tucson, Ariz.)

1993-94 (16-13, ACC 7-9/6th)

Home: 10-3, Away: 2-7, Neutral: 4-3

National Invitation Tournament

Date	Site	Result	Opponent	TR	OR	Rec
N16	h	W	124-110 USA Verich Repts.	14/15		exh
N22	h	W	88-68 Lithuanian National	13/15		exh
N26	n1	L	70-80 Michigan	13/15	5/5	0-1
N30	h	W	93-77 North Carolina A&T	16/17		1-1
D2	h	W	77-55 Western Carolina	16/17		2-1
D4	h	W	95-65 Georgia State	16/17		3-1
D11	h	W	86-69 Mercer	17/17		4-1
D15	n2	W	72-69 Georgia	14/14		5-1
D18	n3	W	86-77 Vanderbilt (ot)	14/14	24/24	6-1
D20	h	W	79-62 Mount St. Mary's	14/15		7-1
D27	n4	W	57-51 Temple	15/15	4/4	8-1
D29	n4	W	71-69 St. John's	15/15		9-1
J4	h	L	88-91 Maryland	12/13		9-2
J8	a	L	71-88 Duke	12/13	3/3	9-3
J12	h	W	89-69 North Carolina	17/18	1/1	10-3
J15	a	L	68-88 Louisville	17/18	15/15	10-4
J19	a	L	63-67 Wake Forest	17/17		10-5
J23	h	W	74-70 Virginia	17/17		11-5
J26	a	L	78-84 NC State	21/19		11-6
J29	h	W	73-74 Florida State	21/19		11-7
F2	a	L	69-88 Clemson			11-8
F5	a	W	83-71 Maryland		21/21	12-8
F8	h	L	63-66 Duke		2/2	12-9
F12	a	W	96-89 North Carolina		1/1	13-9
F19	h	W	71-69 Wake Forest		25/nr	14-9
F22	a	L	72-73 Virginia (ot)		23/nr	14-10
F26	h	W	81-69 NC State		23/nr	15-10
M2	a	L	68-71 Florida State			15-11
M5	h	W	90-79 Clemson			16-11
M11	n5	L	49-75 Wake Forest			16-12
M16	a1	L	68-76 Siena			16-13

n1-Hall of Fame Tip-Off Classic Holiday Festival (Springfield [Mass.] Civic Center); n2-The Omni; n3-Kuppenheimer Classic (Georgia Dome, Atlanta, Ga.); n4-ECAC Holiday Festival (Madison Square Garden, New York, N.Y.); n5-ACC Tournament (Greensboro [N.C.] Coliseum); a1-National Invitation Tournament (Knickerbocker Arena, Albany, N.Y.)

1994-95 (18-12, ACC 8-8/5th)

Home: 14-2, Away: 2-6, Neutral: 2-4

Date	Site	Result	Opponent	TR	OR	Rec
N16	h	W	100-61 Croatian National	23/22		exh
N26	h	W	112-56 Florida A&M	23/22		1-0
N28	h	W	90-78 Coastal Carolina	20/19		2-0
D1	h	W	89-63 Western Carolina	20/19		3-0
D3	h	W	100-74 East Carolina	20/19		4-0
D10	h	W	112-84 Lafayette	17/15		5-0
D14	n1	W	86-78 Georgia	14/13		6-0
D17	n2	L	72-77 Louisville	14/13		6-1
D19	h	W	94-73 Furman	18/19		7-1
D28	n3	L	66-69 Cincinnati	17/16	20/18	7-2
D29	n3	W	89-85 Oklahoma	17/16		8-2
D30	n3	L	69-76 Duke	17/16	7/7	8-3
J4	a	L	67-80 Maryland	24/20	7/11	8-4
J7	h	W	75-68 Duke	24/20	11/9	9-4
J11	a	L	75-86 North Carolina	22/17	4/2	9-5
J17	h	W	67-65 Wake Forest	22/18	15/16	10-5
J19	h	W	87-68 UNC-Wilmington	22/18		11-5
J22	a	L	85-88 Virginia (2ot)	22/18	18/19	11-6
J25	h	W	75-71 NC State	21/21		12-6
J29	a	W	81-68 Florida State	21/21		13-6
F1	h	W	80-50 Clemson	21/20		14-6
F4	h	W	100-91 Maryland	21/20	5/8	15-6
F9	a	L	70-77 Duke	18/15		15-7
F12	h	L	81-85 North Carolina	18/15	1/1	15-8
F15	h	W	85-81 North Carolina A&T	20/18		16-8
F18	a	L	62-73 Wake Forest	20/17	14/14	16-9
F22	h	L	60-83 Virginia	24/22	14/14	16-10
F25	a	W	72-68 NC State	24/22		17-10
M2	h	W	69-67 Florida State			18-10

M4	a	L	63-65	Clemson			18-11
M9	n4	L	67-77	Virginia		11/13	18-12

n1-The Omni; n2-Kuppenheimer Classic (Georgia Dome, Atlanta, Ga.); n3-Rainbow Classic (Special Events Center, Honolulu, Hawaii); n4-ACC Tournament (Greensboro [N.C.] Coliseum)

1995-96 (24-12, ACC 13-3/1st)

Home: 10-1, Away: 6-5, Neutral: 8-6

ACC Regular Season Champions

NCAA Southeast Semifinalist

Date	Site	Result	Opponent	TR	OR	Rec
N2	h1	L	88-91 Marathon (ot)			exh
N15	h2	W	87-67 Manhattan			1-0
N17	h2	W	83-72 Oklahoma			2-0
N22	n1	L	72-94 Georgetown	25/20	4/4	2-1
N24	n1	W	77-61 Michigan	25/20	17/16	3-1
N27	h3	W	87-76 Campbell	20/20		4-1
D2	a	W	89-65 Appalachian State	20/20		5-1
D9	a	L	60-83 Kentucky	16/15	5/5	5-2
D13	a	L	70-94 Georgia	19/20		5-3
D16	n2	W	88-77 Louisville	19/20	20/19	6-3
D18	h3	L	69-71 Mount St. Mary's	21/18		6-4
D22	n3	L	67-75 Massachusetts	21/18	2/2	6-5
D29	n4	L	82-84 Bradley			6-6
D30	n4	L	66-71 Santa Clara			6-7
J3	h3	W	98-84 Maryland			7-7
J7	a	W	86-81 Duke		19/20	8-7
J10	h3	W	80-77 North Carolina		10/9	9-7
J13	h3	W	91-78 Western Carolina			10-7
J17	a	L	63-66 Wake Forest		6/6	10-8
J20	h	W	90-70 Virginia			11-8
J24	a	W	76-71 NC State			12-8
J27	h	W	79-58 Florida State			13-8
J30	a	L	70-73 Clemson	25/nr	24/21	13-9
F3	a	L	74-88 Maryland	25/nr		13-10
F7	h	W	73-71 Duke (ot)		12/11	14-10
F10	a	W	92-83 North Carolina (ot)			15-10
F17	h	W	64-63 Wake Forest		8/9	16-10
F21	a	W	84-75 Virginia	23/22		17-10
F25	h	W	92-83 NC State (ot)	23/22		18-10
F28	a	W	83-68 Florida State	18/20		19-10
M3	h	W	87-74 Clemson	18/20		20-10
M8	n5	W	88-73 NC State	18/18		21-10
M9	n5	W	84-79 Maryland	18/18		22-10
M10	n5	L	74-75 Wake Forest	18/18	12/10	22-11
M15	n6	W	90-79 Austin Peay	13/15		23-11
M17	n6	W	103-89 Boston College	13/15		24-11
M22	n7	L	70-87 Cincinnati	13/15	7/6	24-12

h1-Georgia Dome; h2-Presseason NIT (Georgia Dome); h3-The Omni; n1-Pre-Season NIT (Madison Square Garden, New York, N.Y.); n2-Jeep Eagle Classic (Georgia Dome); n3-Jimmy V. Classic (Brendan Byrne Arena, East Rutherford, N.J.); n4-Cable Car Classic (San Jose, Calif., Arena); n5-ACC Tournament (Greensboro, N.C., Coliseum); n6-NCAA Southeast First & Second Rounds (Orlando, Fla., Arena); n7-NCAA Southeast Regional (Rupp Arena, Lexington, Ky.)
NOTE: Seven home games in 1995-96 played at the Omni and Georgia Dome while Alexander Memorial Coliseum was under renovation.

1996-97 (9-18, ACC 3-13/9th)

Home: 8-5, Away: 0-9, Neutral: 1-4

Date	Site	Result	Opponent	TR	OR	Rec
N5	h	L	62-91 Marathon Oil			exh
N18	h	W	91-79 Newcastle of Australia			exh
N22	h	W	74-49 Wofford			1-0
N26	h	W	74-58 Morgan State			2-0
N29	h	W	91-60 Radford			3-0
D3	h	W	62-61 Georgia			4-0
D7	n1	L	58-76 Temple			4-1
D12	a	L	63-77 Maryland			4-2
D21	n2	L	59-88 Kentucky		3/3	4-3
D26	n3	W	58-47 Hofstra			5-3
D28	n3	L	55-67 St. John's			5-4
D31	h	W	65-40 UNC Greensboro			6-4
J5	h	L	56-66 Duke		13/11	6-5
J8	h	L	63-73 Wake Forest		2/2	6-6
J11	a	L	56-60 Louisville		14/16	6-7
J15	h	W	71-58 Florida State			7-7
J18	a	L	50-73 North Carolina		22/21	7-8
J22	a	L	64-68 Virginia			7-9
J25	h	W	54-53 NC State			8-9
J30	a	L	57-70 Clemson		7/6	8-10
F2	a	L	61-70 Duke		12/11	8-11
F6	h	W	66-63 Virginia			9-11
F9	a	L	62-64 Florida State			9-12
F15	h	L	68-72 North Carolina		16/17	9-13
F19	h	W	68-76 Maryland		14/13	9-14
F22	a	L	51-72 NC State			9-15
F25	a	L	55-71 Wake Forest		5/5	9-16
M1	h	L	53-55 Clemson		12/10	9-17
M6	n4	L	46-60 NC State (ACC)			9-18

n1-Coaches vs. Cancer Classic (Atlantic City [N.J.] Convention Center); n2-Delta Air Lines Holiday Classic (Georgia Dome, Atlanta, Ga.); n3-ECAC Holiday Festival

(Madison Square Garden, New York, N.Y.); n4-ACC Tournament (Greensboro [N.C.] Coliseum)

1997-98 (19-14, ACC 6-10/6th)

Home: 11-6, Away: 4-7, Neutral: 4-1

NIT Quarterfinalist

Date	Site	Result	Opponent	TR	OR	Rec
N4	h	W	96-76 CSKA Bulgaria			exh
N17	h	W	86-76 Athletes in Action			exh
N24	h	W	95-65 Wnthrop			1-0
N27	n1	W	62-60 Alabama			2-0
N28	n1	W	77-65 St. John's			3-0
N29	n1	W	73-69 Louisville		19/19	4-0
D4	h	L	69-71 NC State (ot)	22/23		4-1
D6	h	W	84-63 Delaware State	22/23		5-1
D13	a	L	71-85 Kentucky	24/23	4/5	5-2
D17	h	W	100-63 Coastal Carolina			6-2
D20	n2	W	94-86 Louisville			7-2
D23	a	L	71-77 Georgia	nr/23		7-3
D27	a1	W	69-61 Miami	nr/23		8-3
D31	h	W	93-76 North Texas			9-3
J3	h	W	90-58 Wofford			10-3
J8	a	L	75-96 North Carolina		1/1	10-4
J10	h	W	70-63 Wake Forest			11-4
J15	a	W	83-65 Virginia			12-4
J18	h	L	67-70 Florida State		17/16	12-5
J21	h	L	67-70 Maryland			12-6
J25	a	L	56-51 NC State			12-7
J28	h	W	77-45 Georgia Southern			13-7
F1	a	L	69-90 Duke		1/1	13-8
F4	h	W	70-52 Clemson			14-8
F8	h	L	100-107 North Carolina (2ot)		2/2	14-9
F11	a	W	77-76 Wake Forest			15-9
F14	h	W	105-86 Virginia			16-9
F18	a	W	72-59 Florida State			17-9
F21	a	L	81-69 Maryland			17-10
F25	h	L	53-76 Duke		1/1	17-11
M1	a	L	62-76 Clemson			17-12
M6	n3	L	65-83 Maryland (ACC)	21/24		17-13
M11	h	W	88-78 Seton Hall (NIT)			18-13
M16	h	W	80-79 Georgetown (ot) (NIT)			19-13
M18	h	L	70-75 Penn State (NIT)			19-14

n1-Puerto Rico Shootout (Eugenio Guerra Sports Complex, Bayamon, P.R.); n2-Delta Classic for Kids (Georgia Dome, Atlanta, Ga

ALL-TIME SCORES

1999-2000 (13-17, ACC 5-11/8th)

Home: 11-3, Away: 0-10, Neutral: 2-4

Date	Site	Result	Opponent	TR	OR	Rec
N2	h L	66-82	Athletes in Action			..exh
N9	h L	85-95	California All-Stars			..exh
N19	h W	91-79	Mercer		1-0
N24	n1 W	100-88	Grambling State		2-0
N26	n1 W	82-65	Washington		3-0
N27	n1 L	70-84	Kansas	10/11	3-1
D1	n2 L	77-80	Michigan		3-2
D8	a L	68-70	Georgia		3-3
D11	n3 L	61-64	Stanford (ot)	3/3	3-4
D18	h W	81-75	Morehead State		4-4
D22	h W	80-70	Wofford		5-4
D28	h W	97-73	UNC Greensboro		6-4
J2	h W	75-64	Lafayette		7-4
J5	n4 L	71-80	Kentucky	24/24	7-5
J8	a L	65-83	Virginia		7-6
J12	a L	52-87	Duke	6/7	7-7
J15	h W	69-68	Maryland	18/16	8-7
J19	h W	65-62	Florida State		9-7
J22	a L	58-66	NC State		9-8
J27	h L	46-60	Wake Forest		9-9
J29	h L	53-70	North Carolina		9-10
F2	a L	58-70	Clemson		9-11
F5	h W	89-57	Florida A&M		10-11
F9	h W	68-47	Virginia		11-11
F12	h L	65-84	Duke	3/3	11-12
F16	a L	70-92	Maryland	22/22	11-13
F21	a L	54-64	Florida State		11-14
F24	h W	66-63	NC State		12-14
F27	a L	64-76	Wake Forest		12-15
M1	a L	72-74	North Carolina (ot)		12-16
M4	h W	85-69	Clemson		13-16
M9	n5 L	62-63	Florida State		13-17

n1 - Great Alaska Shootout (Sullivan Arena, Anchorage, Alaska); n2 - ACC-Big Ten Challenge (Philips Arena, Atlanta, Ga.); n3 - Delta Air Lines Classic for Kids (Philips Arena, Atlanta, Ga.); n4 - Freedom Hall, Louisville, Ky.; n5 - ACC Tournament (Charlotte [N.C.] Coliseum)

Paul Hewitt

St. John Fisher '85

Record: 190-162 (.540)

2000-11 (11 seasons)



2000-01 (17-13, ACC 8-8/T-5th)

Home: 11-3, Away: 2-8, Neutral: 4-2

NCAA Tournament

Date	Site	Result	Opponent	TR	OR	Rec
N7	h1 L	86-107	California All-Stars			..exh
N11	h W	96-85	Team Fokus			..exh
N17	h W	92-49	Wofford		1-0
N21	h W	85-62	Charleston Southern		2-0
N24	h W	92-61	Davidson		3-0
N28	a1 L	67-85	Iowa		3-1
D2	n1 W	72-67	UCLA		4-1
D6	h L	70-75	Georgia		4-2
D9	n2 W	86-84	Kentucky		5-2
D18	n3 W	78-56	Idaho State		6-2
D19	a L	66-80	Stanford	3/3	6-3
D23	h W	94-58	Morgan State		7-3
D28	h W	90-59	Harvard		8-3
J2	h L	70-84	North Carolina	13/14	8-4
J6	a L	80-93	Maryland	17/17	8-5
J9	a W	73-68	Virginia	10/9	9-5
J13	h W	95-89	Wake Forest (ot)	6/6	10-5
J16	a L	60-72	NC State		10-6
J20	h L	77-98	Duke	2/2	10-7
J24	a W	111-108	Clemson		11-7
J27	h W	77-68	Florida State		12-7
F3	a L	69-82	North Carolina	4/4	12-8
F6	h W	72-62	Maryland	13/13	13-8
F11	h W	62-56	Virginia	6/9	14-8
F14	a L	65-81	Wake Forest	23/15	14-9
F17	h W	69-54	NC State		15-9
F21	a L	54-98	Duke	4/3	15-10
F25	h W	85-64	Clemson		16-10
F28	a L	59-69	Florida State		16-11
M9	n4 W	74-69	Virginia	12/12	17-11
M10	n4 L	63-70	North Carolina	6/5	17-12
M15	n5 L	62-66	St. Joseph's	23/23	17-13

h1 - Georgia Dome, Atlanta, Ga.; a1 - ACC-Big Ten Challenge (Carver-Hawkeye Arena, Iowa City, Iowa); n1 - Wooden Classic (Arrowhead Pond, Anaheim, Calif.); n2 - Delta Air Lines Classic for Kids (Philips Arena, Atlanta, Ga.); n3 - Stanford Invitational (Maples Pavilion, Stanford, Calif.); n4 - ACC Tournament (Georgia Dome, Atlanta, Ga.); n5 - NCAA West First Round (Cox Arena, San Diego, Calif.)

2001-02 (15-16, ACC 7-9/T-5th)

Home: 8-7, Away: 4-6, Neutral: 3-3

Date	Site	Result	Opponent	TR	OR	Rec
N18	h L	90-99	Nike Elite			..exh
N12	h W	112-85	EA Sports All-Stars			..exh
N16	h W	97-62	Florida A&M		1-0
N19	h1 L	74-79	Pennsylvania		1-1
N22	n1 W	70-65	Eastern Illinois		2-1
N23	n1 L	66-105	Illinois	3/2	2-2
N24	n1 L	54-67	Saint Louis		2-3
N28	h2 W	62-61	Wisconsin		3-3
D2	a L	77-83	North Carolina		3-4
D9	a L	82-95	Georgia		3-5
D16	n2 W	96-80	Syracuse	13/12	4-5
D17	n3 W	83-69	Davidson		5-5
D21	h W	79-70	Wofford		6-5
D23	h L	69-79	Tulane		6-6
D29	h W	92-98	IUPUI		6-7
J2	h W	86-68	Cornell		7-7
J5	h L	76-83	Clemson		7-8
J10	a L	79-104	Duke	2/1	7-9
J13	h L	87-92	Maryland	4/4	7-10
J19	a L	71-84	NC State		7-11
J22	h L	65-69	Virginia	7/7	7-12
J26	a L	74-87	Wake Forest	21/16	7-13
J30	h W	77-46	Florida State		8-13
F2	h W	86-74	North Carolina		9-13
F6	a W	74-50	Clemson		10-13
F9	h L	63-95	Duke	1/1	10-14
F13	a L	65-85	Maryland	3/3	10-15
F16	a W	60-40	Saint Louis		11-15
F20	h W	65-59	NC State		12-15
F23	a W	82-80	Virginia	22/15	13-15
F27	h W	90-77	Wake Forest	24/22	14-15
M2	a W	86-78	Florida State		15-15
M8	n4 L	83-92	Wake Forest		15-16

h1 - Las Vegas Invitational (Alexander Memorial Coliseum); h2 - ACC-Big Ten Challenge (Alexander Memorial Coliseum); n1 - Las Vegas Invitational (Valley High School, Las Vegas, Nev.); n2 - Chick-fil-A Peach Bowl Classic (Philips Arena, Atlanta, Ga.); n3 - Charlotte Coliseum, Charlotte, N.C.; n4 - ACC Tournament (Charlotte Coliseum, Charlotte, N.C.)

2002-03 (16-15, ACC 7-9/5th)

Home: 13-2, Away: 2-11, Neutral: 1-2

NIT Quarterfinals

Date	Site	Result	Opponent	TR	OR	Rec
N10	h W	110-73	S.E. Atlanta All-Stars			..exh
N19	h W	81-48	Team Nike			..exh
N23	h W	113-75	Arkansas-Pine Bluff		1-0
N27	h W	83-77	Georgia	17/18	2-0
D1	h W	75-53	Gardner-Webb		3-0
D4	a1 L	63-64	Minnesota	20/17	3-1
D7	n1 W	67-53	Marist		4-1
D15	n2 L	69-70	Tennessee		4-2
D17	h W	88-66	Troy State		5-2
D21	a L	65-92	Syracuse		5-3
D29	a L	77-84	Maryland	23/22	5-4
J2	a L	66-80	Tulane		5-5
J8	h W	81-55	Cornell		6-5
J11	h W	85-61	NC State		7-5
J14	h W	81-74	Florida State		8-5
J19	a L	66-73	Wake Forest	19/20	8-6
J22	h W	66-47	Elon		9-6
J25	a L	71-91	Duke	3/3	9-7
J29	h W	88-68	North Carolina		10-7
F1	h W	80-60	Virginia		11-7
F5	a L	67-69	Clemson		11-8
F9	h W	90-84	Maryland	8/8	12-8
F12	a L	57-63	NC State		12-9
F15	a L	64-71	Florida State		12-10
F20	h L	67-75	Wake Forest	10/11	12-11
F26	h L	58-77	Duke	6/5	12-12
M1	a L	66-67	North Carolina		12-13
M5	a W	90-73	Virginia		13-13
M8	h W	66-56	Clemson		14-13
M14	n3 L	65-71	NC State		14-14
M19	h1 W	72-58	Ohio State		15-14
M24	a2 W	79-78	Iowa		16-14
M26	a2 L	72-80	Texas Tech		16-15

a1 - ACC-Big Ten Challenge (Williams Arena, Minneapolis, Minn.); h1, a2 - National Invitation Tournament; n1 - Madison Square Garden (New York, N.Y.); n2 - Chick-fil-A Peach Bowl Classic for Kids (Philips Arena, Atlanta, Ga.); n3 - ACC Tournament (Greensboro Coliseum, Greensboro, N.C.)

2003-04 (28-10, ACC 9-7/T3rd)

Home: 12-3, Away: 7-5; Neutral: 9-2

NCAA National Runner-Up

Date	Site	Result	Opponent	TR	OR	Rec
N6	h W	100-89	Team Nike			..exh
N10	h W	112-75	S.E. Atlanta All-Stars			..exh
N18	h1 W	79-45	Louisiana-Lafayette		1-0
N20	h1 W	75-56	Hofstra		2-0
N23	a W	90-69	Cornell		3-0
N26	n1 W	77-61	Connecticut	1/1	4-0
N28	n1 W	85-65	Texas Tech		25/v5-0
D3	a1 W	73-53	Ohio State	13/15	6-0
D6	h W	94-43	Tennessee State	13/15	7-0
D13	n2 W	75-62	Saint Louis	10/11	8-0
D17	h W	74-41	Alabama A&M	5/6	9-0
D21	h W	79-66	St. John's	5/6	10-0
D23	h W	90-40	Marist	4/4	11-0
D29	h W	86-65	Virginia Commonwealth	3/3	12-0
J3	a L	80-83	Georgia (2ot)	3/3	12-1
J11	a L	88-103	North Carolina	8/8	12/1312-2
J15	h W	75-57	Virginia	12/14	13-2
J17	h W	81-71	Maryland	12/14	14-2
J20	a W	73-66	Wake Forest	11/13	10/715-2
J24	a L	72-76	NC State	11/13	15-3
J27	h W	76-69	Clemson	14/16	16-3
J31	h L	74-82	Duke	14/16	1/116-4
F3	a L	65-81	Florida State	15/16	16-5
F7	a W	77-62	Tennessee	15/16	17-5
F10	h W	88-77	North Carolina	15/16	14/1718-5
F14	a L	80-82	Virginia	15/16	18-6
F19	a W	75-64	Maryland	18/16	19-6
F22	h L	76-80	Wake Forest	18/16	15/1519-7
F25	h L	69-79	NC State	18/20	14/1919-8
F28	a W	79-60	Clemson	18/20	20-8
M3	a W	76-68	Duke	19/22	3/321-8
M6	h W	63-60	Florida State	19/22	22-8
M12	n3 W	83-82	North Carolina	14/18	16/1923-8
M13	n3 L	71-85	Duke	14/18	5/423-9
M19	n4 W	65-60	Northern Iowa	14/15	24-9
M21	n4 W	57-54	Boston College	14/15	25/v25-9
M26	n5 W	72-67	Nevada	14/15	26-9
M28	n5 W	79-71	Kansas (ot)	14/15	16/1427-9
A3	n6 W	67-65	Oklahoma State	14/15	4/328-9
A5	n6 L	73-82	Connecticut	14/15	7/728-10

a1 - ACC-Big Ten Challenge (Value City Arena, Columbus, Ohio); h1 - Pre-season NIT; n1 - Pre-season NIT (Madison Square Garden, New York, N.Y.); n2 - Chick-fil-A Peach Bowl Classic for Kids (Philips Arena, Atlanta, Ga.); n3 - ACC Tournament (Greensboro Coliseum, Greensboro, N.C.); n4 - NCAA First and Second Rounds (Bradley Center, Milwaukee, Wis.); n5 - NCAA St. Louis Regional (Edward Jones Dome, St. Louis, Mo.); n6 - NCAA Final Four (Alamodome, San Antonio, Texas)

2004-05 (20-12, ACC 8-8/T4th)

Home: 12-3, Away: 4-6; Neutral: 4-3

NCAA Tournament Second Round

Date	Site	Result	Opponent	TR	OR	Rec
N6	h W	80-60	Kennesaw State	3/4		..exh
N14	h W	103-66	LeMoyne	3/4		..exh
N19	h W	74-37	Alabama State	3/4	1-0
N22	a W	60-59	Illinois-Chicago	3/3	2-0
N26	h W	79-54	Arkansas-Little Rock			

ALL-TIME SCORES

2005-06 (11-17, ACC 4-12/11th)

Home: 10-5, Away: 0-10, Neutral: 1-2

Date	Site	Result	Opponent	TR	OR	Rec
N6	h W	96-57	Augusta State			exh
N18	h W	80-52	UNC-Asheville			1-0
N21	h W	81-69	Elon			2-0
N25	h L	51-73	Illinois-Chicago			2-1
N30	a L	86-88	Michigan State	13/14		2-2
D4	h W	63-54	Virginia			3-2
D7	a L	75-91	Georgia			3-3
D10	h W	82-72	Tennessee State			4-3
D22	h W	92-67	Jacksonville			5-3
D28	n1 L	46-54	Air Force			5-4
D31	h W	73-46	Bethune-Cookman			6-4
J3	h W	76-67	Vanderbilt			7-4
J8	h W	60-58	Boston College	11/11		8-4
J10	n2 W	85-69	Centenary			9-4
J14	a L	78-87	NC State	18/18		9-5
J18	a L	71-86	Wake Forest			9-6
J21	h L	63-73	Clemson			9-7
J25	h L	74-86	Maryland	18/19		9-8
J29	a L	64-66	Boston College	20/18		9-9
J31	a L	62-63	Virginia Tech			9-10
F4	h L	53-70	Miami			9-11
F9	a L	79-80	Florida State			9-12
F12	h W	71-68	NC State	16/15		10-12
F15	a L	75-82	North Carolina	23/23		10-13
F18	a L	84-87	Maryland (ot)			10-14
F22	h L	66-73	Duke	1/1		10-15
F25	h W	76-61	Wake Forest			11-15
M4	a L	82-95	Clemson			11-16
M9	n3 L	64-82	Maryland			11-17

a1 - ACC/Big Ten Challenge; n1 - World Arena, Colorado Springs, Colo; n2 - CenturyTel Center, Bossier City, La.; n3 - ACC Tournament, Greensboro Coliseum, Greensboro, N.C.

2006-07 (20-12, ACC 8-8/T-6th)

Home: 16-1, Away: 1-8, Neutral: 3-3

NCAA Tournament

Date	Site	Result	Opponent	TR	OR	Rec
N4	h W	96-52	Morehouse	23/21		exh
N10	h W	83-49	Elon	23/21		1-0
N13	h W	100-70	Jackson State	23/21		2-0
N16	h W	103-74	Georgia State	23/21		3-0
N20	n1 W	79-61	Purdue	19/19		4-0
N21	n1 W	92-85	Memphis	19/19	12/11	5-0
N22	n1 L	73-88	UCLA	19/19	5/5	5-1
N28	h1 W	77-73	Penn State	21/24		6-1
D3	a L	82-90	at Miami	21/24		6-2
D9	a L	64-73	at Vanderbilt	25/v		6-3
D18	h W	92-52	Centenary	25/v		7-3
D22	h W	78-69	Georgia			8-3
D28	h W	85-55	Troy			9-3
D30	h W	87-43	St. Francis, Pa.			10-3
J3	h W	97-46	Winston-Salem State			11-3
J6	a L	74-75	at Clemson	23/18		11-4
J10	h W	74-63	Duke	11/11		12-4
J13	h W	88-80	Florida State			13-4
J20	a L	61-77	at North Carolina	4/4		13-5
J24	a L	65-80	at Maryland			13-6
J28	h L	65-73	Virginia Tech	24/23		13-7
J30	a L	75-85	at Wake Forest			13-8
F3	h W	80-62	Clemson	25/21		14-8
F6	h W	74-65	NC State			15-8
F11	h2 W	65-52	Connecticut			16-8
F13	a W	63-57	at Florida State			17-8
F18	a L	62-71	at Duke			17-9
F21	h W	75-61	Wake Forest			18-9
F24	a L	69-75	at Virginia	24/v		18-10
M1	h W	84-77	North Carolina	8/8		19-10
M4	h W	74-60	Boston College			20-10
M8	n2 L	112-114	Wake Forest (ot)			20-11
M16	n3 L	63-67	UNLV	19/18		20-12

h1 - ACC/Big Ten Challenge; h2 - Georgia Dome, Atlanta, Ga.; n1 - EA Sports Maui Invitational (Lahaina Civic Center, Lahaina, Maui); n2 - ACC Tournament, St. Pete Times Forum, Tampa, Fla.; n3 - NCAA Midwest First Round, United Center, Chicago, Ill.

2007-08 (15-17, ACC 7-9/T-7th)

Home: 6-7, Away: 6-8, Neutral: 3-2

Date	Site	Result	Opponent	TR	OR	Rec
N2	h W	126-86	Carson-Newman			exh
N9	h L	74-83	UNC-Greensboro			0-1
N11	a W	99-85	Tennessee State			1-1
N16	n1 W	82-77	Charlotte			2-1
N18	n1 L	73-79	Winthrop			2-2
N19	n1 W	70-69	Notre Dame			3-2
N27	a L	79-83	Indiana	15/15		3-3
D1	a L	79-92	Vanderbilt			3-4
D5	a W	72-67	Georgia State			4-4
D18	h L	66-71	Kansas	3/3		4-5
D22	h W	86-41	Centenary			5-5
D27	h W	83-63	Tennessee Tech			6-5

D30	h L	64-66	Florida State			6-6
J6	h W	77-64	Presbyterian			7-6
J9	a L	72-79	Georgia			7-7
J12	a L	68-78	Miami	25/v		7-8
J16	h L	82-83	North Carolina	1/1		7-9
J19	h W	81-70	Virginia Tech			8-9
J23	a W	77-74	NC State			9-9
J27	a W	92-82	Virginia (ot)			10-9
F2	h L	86-88	Maryland			10-10
F6	a W	89-83	Wake Forest			11-10
F9	a L	68-80	Connecticut	19/19		11-11
F14	a L	67-82	Clemson			11-12
F17	h L	63-64	Miami			11-13
F23	a L	84-92	Virginia Tech			11-14
F27	a L	58-71	Duke	7/6		11-15
M1	h W	87-79	Wake Forest (ot)			12-15
M3	h L	74-76	Virginia			12-16
M6	h W	80-75	Clemson	24/v		13-16
M8	a W	86-78	Boston College			14-16
M13	n2 W	94-76	Virginia			15-16
M14	n2 L	70-82	Duke	7/7		15-17

a1 - ACC/Big Ten Challenge; n1 - Paradise Jam, St. Thomas, U.S. Virgin Islands; n2 - ACC Tournament, Bobcats Arena, Charlotte, N.C.

2008-09 (12-19, ACC 2-14/12th)

Home: 9-8, Away: 2-10, Neutral: 1-1

Date	Site	Result	Opponent	TR	OR	Rec
N7	h W	85-54	Le Moyne			exh
N14	h W	92-47	Winston-Salem State			1-0
N22	a W	82-76	Mercer (ot)			2-0
N25	h W	74-47	Arkansas-Pine Bluff			3-0
N28	h W	79-76	Jacksonville			4-0
D3	h1 L	83-85	Penn State			4-1
D6	h W	63-51	Vanderbilt			5-1
D14	h L	60-66	Illinois-Chicago			5-2
D17	h W	84-64	Georgia State			6-2
D20	a W	86-58	Pepperdine			7-2
D22	a L	57-76	Southern California			7-3
D28	h L	84-88	Virginia (ot)			7-4
D30	h W	63-58	Tennessee State			8-4
J3	a L	77-88	Alabama			8-5
J6	h W	67-62	Georgia			9-5
J10	a L	61-68	Maryland			9-6
J14	h L	56-70	Duke	3/2		9-7
J17	a L	71-76	NC State (ot)			9-8
J20	h L	76-80	Boston College (ot)			9-9
J25	a L	59-73	Clemson	10/9		9-10
J31	h W	76-74	Wake Forest	6/4		10-10
F5	a L	58-62	Florida State			10-11
F8	h L	56-57	Maryland			10-12
F11	a L	71-76	Virginia Tech			10-13
F14	h L	65-86	NC State			10-14
F18	a L	69-87	Wake Forest	8/8		10-15
F22	h L	73-81	Clemson	13/13		10-16
F28	a L	74-104	North Carolina	4/5		10-17
M4	h W	78-68	Miami			11-17
M7	a L	66-67	Boston College			11-18
M12	n1 W	86-81	Clemson	17/18		12-18
M13	n1 L	62-64	Florida State	22/22		12-19

h1 - ACC/Big Ten Challenge; n1 - ACC Tournament, Georgia Dome, Atlanta, Ga.

2009-10 (23-13, ACC 7-9/7th)

Home: 14-2, Away: 3-8, Neutral: 6-3

NCAA Tournament Second Round

Date	Site	Result	Opponent	TR	OR	Rec
N8	h W	84-76	IUPUI (ot)			exh
N14	h W	100-59	Florida A&M	22/20		1-0
N19	n1 L	59-63	Dayton	21/19	18/21	1-1
N20	n1 W	70-62	George Mason	21/19		2-1
N22	n1 W	85-67	Boston University	21/19		3-1
N27	h W	85-74	Mercer	v/25		4-1
D2	h W	74-61	Siena	v/23		5-1
D5	h W	79-53	Southern California	v/23		6-1
D14	a W	95-64	at Chattanooga	22/15		7-1
D16	h W	65-53	Arkansas-Pine Bluff	22/15		8-1
D20	h L	59-66	Florida State (ot)	22/15		8-2
D22	h W	80-55	Kennesaw State	v/22		9-2
D29	h W	78-43	Winston-Salem State	v/20		10-2
J2	a W	76-67	at Charlotte	v/20		11-2
J5	a L	66-73	at Georgia	20/17		11-3
J9	h W	71-67	Duke	20/17	5/5	12-3
J13	a L	75-82	at Virginia	20/18		12-4
J16	a W	73-71	at North Carolina	20/18	12/13	13-4
J19	h W	66-64	Clemson	19/18	17/16	14-4
J24	a L	66-68	at Florida State	19/18		14-5
J28	h W	79-58	Wake Forest	22/22		15-5
J30	h W	98-50	Kentucky State	22/22		16-5
F4	a L	67-86	at Duke	21/19	10/9	16-6
F6	h W	73-71	NC State	21/19		17-6
F10	a L	62-64	at Miami	20/20		17-7
F13	a L	64-75	at Wake Forest	20/20		17-8
F16	h W	68-51	North Carolina			18-8

F20	a L	75-76	at Maryland			18-9
F27	h W	73-68	Boston College			19-9
M2	a L	80-91	at Clemson			19-10
M6	h L	82-88	Virginia Tech			19-11
M11	n2 W	62-58	North Carolina			20-11
M12	n2 W	69-64	Maryland	19/19		21-11
M13	n2 W	57-54	NC State			22-11
M14	n2 W	61-65	Duke	4/4		22-12
M19	n3 W	64-59	Oklahoma State			23-12
M21	n3 L	66-75	Ohio State	5/7		23-13

n1 - O'Reilly Auto Parts Puerto Rico Tip-Off; n2 - ACC Tournament, Greensboro Coliseum, Greensboro, N.C.; n3 - NCAA Midwest First and Second Rounds, Bradley Center, Milwaukee, Wis.

ALL-TIME SCORES

F15	a	L	50-59	Wake Forest.....	9-16
F18	a	L	73-74	Virginia Tech (ot).....	9-17
F21	h	L	37-56	Clemson.....	9-18
F25	h	W	63-61	Maryland.....	10-18
F29	a	L	52-56	Boston College.....	10-19
M3	h	W	69-62	Wake Forest.....	11-19
M8	n	L	36-54	Miami.....	11-20

h1 - Arena at Gwinnett; h2 - Philips Arena; n1 - TD Arena, Charleston, S.C. (Charleston Classic); n2 - ACC Tournament, Philips Arena, Atlanta, Ga.

TECH BEGINS PLAYING HOME GAMES AT MCGAMISH PAVILION

2012-13 (16-15, ACC 6-12/T-9th)

Home: 11-6, Away: 3-7, Neutral: 2-2

Date	Site	Result	Opponent	TR	OR	Rec
N9	h	W	79-61	Tulane.....		1-0
N14	h	W	52-38	Presbyterian.....		2-0
N22	n	W	54-36	Rice.....		3-0
N23	n	L	57-68	California.....		3-1
N25	n	W	65-56	Saint Mary's.....		4-1
N28	a	L	62-75	Illinois.....	22/22	4-2
D4	h	W	62-54	Georgia.....		5-2
D8	h	W	73-66	UNC-Wilmington.....		6-2
D17	h	W	75-41	Alabama State.....		7-2
D22	h	W	73-41	The Citadel.....		8-2
D29	h	W	73-48	Fordham.....		9-2
J2	h	W	74-58	Chattanooga.....		10-2
J5	h	L	49-62	Miami.....		10-3
J9	a	L	70-83	NC State.....	20/21	10-4
J12	h	L	65-70	Virginia Tech (ot).....		10-5
J17	a	L	57-73	Duke.....	3/3	10-6
J23	a	L	63-79	North Carolina.....		10-7
J26	h	W	82-62	Wake Forest.....		11-7
J29	a	L	60-63	Clemson.....		11-8
F3	h	W	66-60	Virginia.....		12-8
F5	h	L	54-56	Florida State.....		12-9
F9	a	W	64-54	Virginia Tech.....		13-9
F14	h	L	53-56	Clemson.....		13-10
F16	a	W	57-56	Wake Forest.....		14-10
F19	h	L	58-70	North Carolina.....		14-11
F24	a	L	54-82	Virginia.....		14-12
F27	h	W	78-68	Maryland.....		15-12
M3	h	L	57-70	NC State.....		15-13
M6	a	W	71-69	Miami.....	6/7	16-13
M9	a	L	72-74	Boston College.....		16-14
M14	n	L	64-84	Boston College.....		16-15

n1 - Anaheim Convention Center, Anaheim, Calif. (DirecTV Classic); n2 - ACC Tournament, Greensboro (N.C.) Coliseum.

2013-14 (16-17, ACC 6-12/T-11th)

Home: 10-7, Away: 5-7, Neutral: 1-3

Date	Site	Result	Opponent	TR	OR	Rec
N1	h	W	90-53	Young Harris.....		exh
N8	h	W	88-57	Presbyterian.....		1-0
N11	h	W	68-50	Delaware State.....		2-0
N15	a	W	80-71	Georgia.....		3-0
N20	h	L	72-82	Dayton.....		3-1
N24	h	W	78-71	North Carolina A&T.....		4-1
N26	h	W	76-59	Mississippi Valley State.....		5-1
N29	n	L	67-77	Mississippi.....		5-2
N30	n	L	58-69	St. John's.....		5-3
D3	h	W	67-64	Illinois.....		6-3
D7	h	W	87-57	East Tennessee State.....		7-3
D16	h	W	74-57	Kennesaw State.....		8-3
D21	a	L	63-76	Vanderbilt.....		8-4
D29	a	W	58-55	Charlotte.....		9-4
J4	a	L	61-77	Maryland.....		9-5
J7	a	L	57-79	Duke.....	16/13	9-6
J11	h	W	74-69	Notre Dame.....		10-6
J14	h	W	74-81	Pittsburgh.....	22/21	10-7
J18	h	L	42-56	Miami.....		10-8
J21	a	W	68-60	Boston College.....		11-8
J26	a	L	78-80	NC State (ot).....		11-9
J29	h	L	65-78	North Carolina.....		11-10
F1	a	W	79-70	Wake Forest.....		12-10
F4	a	L	41-45	Clemson.....		12-11
F8	h	L	45-64	Virginia.....	20/21	12-12
F13	h	W	74-71	Boston College.....		13-12
F18	h	L	51-68	Duke.....	5/6	13-13
F22	h	L	55-63	Clemson.....		13-14
F26	a	L	62-65	Notre Dame.....		13-15
M2	a	L	71-81	Florida State.....		13-16
M4	a	W	67-62	Syracuse.....	7/7	14-16
M8	h	W	62-51	Virginia Tech.....		15-16
M12	n	W	73-70	Boston College (ot).....		16-16
M13	n	L	65-69	Clemson (ot).....		16-17

n1 - Barclays Center, Brooklyn, N.Y. (Barclays Center Classic); n2 - ACC Tournament, Greensboro (N.C.) Coliseum

2014-15 (12-19, ACC 3-15/13th)

Home: 8-8, Away: 2-9, Neutral: 2-2

Date	Site	Result	Opponent	TR	OR	Rec
N7	h	W	74-41	Clayton State.....		exh
N14	h	W	80-73	Georgia.....		1-0
N18	h	W	66-46	Alabama A&M.....		2-0
N21	h	W	78-69	IPFW.....		3-0
N27	n	L	70-72	Marquette.....		3-1
N28	n	W	61-54	Rider.....		4-1
N30	n	W	64-61	Rhode Island.....		5-1
D3	a	W	66-58	Northwestern.....		6-1
D6	h	L	54-59	USC Upstate.....		6-2
D15	h	W	70-57	Appalachian State.....		7-2
D20	h	W	65-60	Vanderbilt.....		8-2
D23	a	L	61-75	Dayton.....		8-3
D30	h	W	67-66	Charlotte.....		9-3
J3	a	L	76-83	Notre Dame (2ot).....	14/13	9-4
J7	h	L	45-46	Syracuse.....		9-5
J10	a	L	69-76	Wake Forest.....		9-6
J14	h	L	59-62	Notre Dame.....	12/12	9-7
J17	a	L	65-70	Pittsburgh.....		9-8
J22	a	L	28-57	Virginia.....	2/2	9-9
J25	h	L	62-64	Boston College.....		9-10
J28	a	W	70-50	Miami.....	23/23	10-10
J31	h	L	80-81	NC State (ot).....		10-11
F4	a	L	66-72	Duke.....	4/5	10-12
F7	h	W	73-59	Wake Forest.....		11-12
F9	a	L	63-65	Virginia Tech.....		11-13
F14	h	L	53-57	Florida State.....		11-14
F16	h	W	63-52	Clemson.....		12-14
F21	a	L	60-89	North Carolina.....	15/16	12-15
F23	h	L	51-52	Louisville.....	17/15	12-16
F28	a	L	63-70	Clemson (ot).....		12-17
M3	h	L	49-81	North Carolina.....	19/19	12-18
M10	n	L	65-66	Boston College.....		12-19

n1 - Lake Buena Vista, Fla. (Orlando Classic); n2 - ACC Tournament, Greensboro (N.C.) Coliseum

2015-16 (21-15, ACC 8-10/11th)

Home: 14-5, Away: 5-8, Neutral: 2-2

N13	h	W	116-81	Cornell.....		1-0
N16	h	W	69-67	Tennessee.....		2-0
N19	h	W	107-77	Green Bay.....		3-0
N22	h	L	68-69	East Tennessee State.....		3-1
N26	n	W	83-73	Arkansas.....		4-1
N27	n	L	52-69	Villanova.....	8/9	4-2
D1	h	W	77-61	Wofford.....		5-2
D5	a	W	76-68	Tulane.....		6-2
D15	h	W	77-64	VCU.....		7-2
D19	a	L	61-75	Georgia.....		7-3
D21	h	W	75-62	Southeastern Louisiana.....		8-3
D23	h	W	76-60	Colgate.....		9-3
D29	h	W	73-67	Duquesne.....		10-3
J2	a	L	78-86	North Carolina.....	7/8	10-4
J6	a	L	84-89	Pittsburgh.....	24/21	10-5
J9	h	W	68-64	Virginia.....	4/4	11-5
J13	a	L	64-72	Notre Dame.....		11-6
J16	h	L	77-78	Virginia Tech.....		11-7
J23	h	L	71-75	Louisville.....	17/16	11-8
J27	a	W	90-83	NC State.....		12-8
J30	a	L	57-60	Syracuse.....		12-9
F2	h	L	71-80	Duke.....		12-10
F7	h	L	68-75	Miami.....	17/15	12-11
F10	h	W	71-66	Wake Forest.....		13-11
F13	a	L	52-66	Clemson.....		13-12
F17	a	W	86-80	Florida State.....		14-12
F20	h	W	63-62	Notre Dame.....	19/18	15-12
F23	h	W	75-73	Clemson.....		16-12
F27	a	W	76-71	Boston College.....		17-12
M1	a	L	53-56	Louisville.....	11/x	17-13
M5	h	W	63-59	Pittsburgh.....		18-13
M9	n	W	88-85	Clemson (ot).....		19-13
M10	n	L	52-72	Virginia.....	4/4	19-14
M16	h	W	81-62	Houston*.....		20-14
M21	a	W	83-66	South Carolina*.....		21-14
M23	a	L	56-72	San Diego State*.....		21-15

*n1 - NIT Season Tip-Off, Barclays Center, Brooklyn, N.Y.; n2 - ACC Tournament, Verizon Center, Washington, D.C.; *National Invitation Tournament*

Josh Pastner



Arizona '97

Record: 21-16 (.568)

2016-present (1 season)

2016-17 (21-16, ACC 8-10/11th)

Home: 17-4, Away: 3-10, Neutral: 1-2

N5	h	W	95-87	Shorter (ot).....		exh
N11	h	W	70-55	Tennessee Tech.....		1-0
N14	h	W	77-62	Southern.....		2-0
N18	h	L	61-67	Ohio.....		2-1
N22	h	W	81-73	Sam Houston State.....		3-1
N26	h	L	82-68	Tulane.....		4-1
N29	a	L	60-67	Penn State.....		4-2
D3	a	L	58-81	Tennessee.....		4-3
D7	a	W	76-73	VCU (ot).....		5-3
D18	h	W	74-50	Alcorn State.....		6-3
D20	h	L	43-60	Georgia.....		6-4
D22	h	W	76-72	Wofford.....		7-4
D28	h	W	59-52	North Carolina A&T.....		8-4
D31	h	W	75-63	North Carolina.....	9/10	9-4
J4	a	L	57-110	Duke.....	8/8	9-5
J7	h	L	50-65	Louisville.....	9/9	9-6
J12	h	W	75-63	Clemson.....		10-6
J15	a	W	86-76	NC State.....		11-6
J18	a	L	61-62	Virginia Tech.....		11-7
J21	a	L	49-62	Virginia.....	16/16	11-8
J25	h	W	78-56	Florida State.....	6/8	12-8
J28	h	W	62-60	Notre Dame.....	14/12	13-8
F1	a	L	62-74	Clemson.....		13-9
F4	a	L	69-81	Wake Forest.....		13-10
F7	h	W	96-58	Tusculum.....		14-10
F11	h	W	65-54	Boston College.....		15-10
F15	a	L	61-70	Miami.....		15-11
F19	h	W	71-65	Syracuse.....		16-11
F21	h	L	69-71	NC State.....		16-12
F26	a	L	60-64	Notre Dame.....	21/17	16-13
F28	h	W	61-52	Pittsburgh.....		17-13
M4	a	L	61-90	Syracuse.....		17-14
M7	n	L	59-61	Pittsburgh.....		17-15
M14	h	W	75-63	Indiana*.....		18-15
M19	h	W	71-57	Belmont*.....		19-15
M21	a	W	74-66	Ole Miss*.....		20-15
M28	n	W	76-61	CSU Bakersfield*.....		21-15
M30	n	L	56-88	TCU*.....		21-16

*n1 - ACC Tournament, Barclays Center, Brooklyn, N.Y.; n2 - Madison Square Garden, New York, N.Y.; *National Invitation Tournament*

HISTORY

WINS OVER NO. 1

Georgia Tech vs. No. 1 (8-34)

Date	Opponent	Opp	GT	Result
2-19-49	Kentucky	1-na	nr	aL, 32-78
2-9-51	Kentucky	1-1	nr	aL, 42-75
3-2-51	Kentucky (SEC)	1-1	nr	nL, 56-82
2-9-52	Kentucky	1-1	nr	aL, 42-93
2-28-52	Kentucky (SEC)	1-1	nr	nL, 59-80
1-9-54	Kentucky	1-1	nr	aL, 53-105
2-2-54	Kentucky	1-1	nr	aL, 48-99
1-8-55	Kentucky	1-1	nr	aW, 59-58
1-31-55	Kentucky	1-1	nr	hW, 65-59
1-3-59	Kentucky	1-1	nr	aL, 62-72
1-26-59	Kentucky	1-1	nr	hL, 70-94
1-4-64	Kentucky	1-1	nr	hW, 67-76
12-29-66	UCLA	1-1	nr	aL, 72-91
1-7-80	Duke	1-1	nr	aL, 42-55
2-16-81	Virginia	1-1	nr	aL, 42-83
1-23-82	North Carolina	1-1	nr	hL, 54-66
2-15-82	Virginia	1-1	nr	hL, 52-56
3-4-82	North Carolina (ACC)	1-1	nr	nL, 39-55
1-28-84	North Carolina	1-1	nr	aL, 61-73
2-29-84	North Carolina	1-1	nr	hL, 56-69
3-23-85	Georgetown (NCAA)	1-1	6-6	nL, 54-60
1-25-86	North Carolina	1-1	4-3	aL, 77-85
2-4-86	North Carolina (ot)	1-1	2-2	hL, 77-78
3-9-86	Duke (ACC)	1-1	6-6	nL, 67-68
1-24-87	North Carolina	2-1	nr	aL, 55-92
1-11-92	Duke	1-1	14-15	aL, 84-97
2-12-92	Duke	1-1	nr-24	hL, 62-71
3-14-92	Duke (ACC)	1-1	nr	nL, 76-89
1-10-93	Duke	1-1	10-11	hW, 80-79
3-14-93	North Carolina (ACC)	1-1	nr	nW, 77-75
1-12-94	North Carolina	1-1	17-18	hW, 89-69
2-12-94	North Carolina	1-1	nr	aW, 96-89
2-12-95	North Carolina	1-1	18-15	hL, 81-85
1-8-98	North Carolina	1-1	nr	aL, 75-96
2-1-98	Duke	1-1	nr	aL, 69-90
2-25-98	Duke	1-1	nr	hL, 53-76
1-10-02	Duke	2-1	nr	aL, 79-104
2-9-02	Duke	1-1	nr	hL, 63-95
11-26-03	Connecticut	1-1	nr	nW, 77-61
1-31-04	Duke	1-1	nr	hL, 74-82
2-22-06	Duke	1-1	nr	hL, 66-73
1-16-08	North Carolina	1-1	nr	hL, 82-83

AP-UPI through 1990-91, AP-USA Today beginning in 1991-92.
NOTE: Georgia Tech ranks fourth all-time in wins vs. AP No. 1-ranked teams behind UNC (12), UCLA (10) and Maryland (9). Duke also has eight.

Tech 59, Kentucky 58 - Jan. 8, 1955

Joe Helms' jump shot with 11 seconds to play gave Georgia Tech a stunning 59-58 upset over No. 1-ranked Kentucky at Memorial Coliseum, ending the Wildcats' 129-game home winning streak. Kentucky had not lost a Southeastern Conference game in 16 years and were riding a 32-game winning streak, but trailed 26-23 at the half and 38-30 in the second half. Still, the Wildcats led by three with 1:14 left. After Kentucky missed a pair of free throws, Tech's Bobby Kimmel was fouled on the rebound and hit two free throws to pull the Jackets within one. With Kentucky's Bill Evans trying to run out the clock, Kimmel tied him up and Helms snatched the ball and then let fly with the winning shot.

Tech 65, Kentucky 59 - Jan. 31, 1955

Just 23 days after stunning No. 1 Kentucky on its homecourt, Georgia Tech again downed the mighty Wildcats, 65-59, at Heisman Gym. Tech's backcourt of Bobby Kimmel and Joe Helms combined for 44 points, and the Yellow Jackets connected on 25 free throws to just five for the Wildcats. Tech never trailed in the game, jumping to a 15-8 lead in the early going. Kentucky pulled within 18-16 but could get no closer as the Jackets took a 32-24 lead into the intermission. In the second half, Tech went ahead by as many as 14 points, leading 58-44 with six minutes to play.

Tech 76, Kentucky 67 - Jan. 4, 1964

Kentucky native R.D. Craddock scored 25 points as Georgia Tech shocked the top-ranked Wildcats, 76-67, at Alexander Memorial Coliseum. Charlie Spooner added 16 points and Mick Stenftenagel 15 for the Jackets as Tech head coach Whack Hyder recorded his ninth victory over Adolph Rupp's Wildcats, including three wins over No. 1-ranked Kentucky teams. Craddock, who was 5-for-8 from the field and 15-for-17 from the foul line, scored 19 points in the second half as Tech rallied from a 32-30 halftime deficit to lead by as many as 13 points. Leading 48-43, Tech scored seven straight points on field goals by Craddock and Jim Caldwell and three free throws by Bill Edison, to go up 55-43 with 10:35 to play and then held off the Wildcats with free throw shooting, hitting 17 in a row in one stretch.

Tech 80, Duke 79 - Jan. 10, 1993

Freshman Drew Barry came off the bench to record 11 points, five assists and four steals, as No. 10 Georgia Tech knocked off No. 1-ranked Duke, 80-79, at Alexander Memorial Coliseum, ending a 23-game winning streak for the defending national champions. Barry and freshman Martice Moore combined for 15 of Tech's 19 points during a second half stretch in which the Jackets took a 76-74 lead with 1:04 to go. Tech began the game with a 12-0 run and led by as many as 14 in the first half before Duke pulled within 44-37 at the half. The Blue Devils led 60-59 when Moore's three-pointer put Tech ahead 62-60 with 8:47 left. Duke tied the score three times after that but never led.

Tech 77, North Carolina 75 - Mar. 14, 1993

James Forrest had 27 points and 10 rebounds to lead Georgia Tech to a 77-75 victory over top-ranked North Carolina in the championship game of the ACC Tournament at the Charlotte (N.C.) Coliseum. The Tar Heels led by one point midway through the second half when Forrest ignited an 11-0 run that put Tech up 66-58 with six minutes to play. Forrest hit 11 of 19 field goals against the Heels as he averaged 26.7 points and shot 69 percent for the tournament.

Tech 89, North Carolina 69 - Jan. 12, 1994

Travis Best had 27 points, nine assists and only one turnover and James Forrest added 22 points as Georgia Tech downed its third straight No. 1-ranked team with an 89-69 upset over North Carolina at Alexander Memorial Coliseum. After leading by as many as 13 in the first half, Tech held a 38-35 advantage at the intermission. The score was tied at 44-44 with 16 minutes to play when Fred Vinson came off the bench to hit three three-pointers and another long jumper, helping Tech build a 66-56 lead with 8:03 remaining.

Tech 96, North Carolina 89 - Feb. 12, 1994

Fred Vinson scored a career-high 26 points, 24 of them on eight three-pointers, and James Forrest added 25 points and 17 rebounds as Georgia Tech knocked off a No. 1 ranked team for the fourth straight time with a 96-89 win at North Carolina. Tech hit a school-record 15 three-pointers in defeating a top-ranked Tar Heel team for the third time in less than a year. Tech trailed by 15 points in the first half and stayed close only by nailing nine treys, five by Vinson. Trailing 48-41, Tech opened the second half with three straight threes. Travis Best gave Tech the lead for good, 85-84, with 1:54 left when he drained a 15-footer as the shot clock expired, and the Jackets hit nine of 10 free throws in the final minute to seal the win.

Tech 77, Connecticut 61 - Nov. 26, 2003

In the semifinals of the Preseason NIT in Madison Square Garden, Georgia Tech made the most of its pressure defense to create turnovers and fastbreak opportunities to create the runaway victory. B.J. Elder and Isma'il Muhammad led the way with 22 points each, while the Yellow Jackets held the Huskies' All-Americans, guard Ben Gordon and center Emeka Okafor, to 22 total points between them. UConn managed to shoot just 37.9 percent from the floor, made just 1 of 10 three-point attempts and 10 of 30 free throw tries. Tech finished the first half with a 7-2 run for a 42-35 lead, then extended the advantage to as many as 19 in the second half while holding the Huskies to just 26 points after intermission.



AT LEFT, BOBBY CREMINS EXHORTS THE ALEXANDER MEMORIAL COLISEUM CROWD DURING THE CLOSING MOMENTS OF TECH'S 80-79 UPSET OF THE NO. 1-RANKED BLUE DEVILS IN 1993.

HISTORY

TECH IN THE NATIONAL RANKINGS

1959-60

Date	AP	UPI	W-L
Final	-	8	22-6

1962-63

Date	AP	UPI	W-L
Dec. 24	-	18	5-0
Dec. 31	-	13	7-0
Jan. 7	7	7	9-0
Jan. 14	7	6	11-0
Jan. 21	7	6	12-1
Jan. 28	6	6	14-1
Feb. 4	6	6	16-1
Feb. 11	10	9	17-3
Feb. 18	-	10	18-4
Feb. 25	10	12	20-4

1977-78

Date	AP	UPI	W-L
Feb. 27	-	18	14-11

1983-84

Date	AP	UPI	USA	W-L
Jan. 17	-	-	25	11-2
Jan. 24	-	-	19	13-2
Jan. 31	18	-	16	14-4
Feb. 7	18	-	16	15-5
Feb. 14	-	-	24	15-7

1984-85

Date	AP	UPI	USA	W-L
Dec. 4	15	14	14	3-0
Dec. 11	12	14	11	3-0
Dec. 18	13	13	10	4-1
Jan. 8	9	10	10	10-2
Jan. 15	17	15	15	11-3
Jan. 22	16	17	15	13-3
Jan. 29	8	9	9	15-3
Feb. 5	10	7	8	16-4
Feb. 12	6	15	5	18-4
Feb. 19	8	9	9	18-5
Feb. 26	10	13	12	19-6
Mar. 12	6	6	6	24-7
Final	6	6	4	27-8

1985-86

Date	AP	UPI	USA	W-L
Preseason	1	2	1	0-0
Nov. 25	2	2	2	0-0
Dec. 2	5	4	5	1-1
Dec. 9	15	6	5	4-1
Dec. 16	7	7	5	4-1
Dec. 23	7	6	6	7-1
Dec. 30	6	6	6	9-1
Jan. 6	5	5	5	11-1
Jan. 13	5	5	5	14-1
Jan. 20	4	3	2	15-1
Jan. 27	3	3	3	16-2
Feb. 3	2	2	2	17-2
Feb. 10	5	5	4	18-4
Feb. 17	5	5	4	19-4
Feb. 24	4	4	4	21-4
Final	6	6	6	23-5

1986-87

Date	AP	UPI	USA	W-L
Preseason	6	10	13	0-0
Dec. 1	15	-	18	1-1
Dec. 8	16	-	17	3-1
Dec. 15	15	-	15	3-2
Dec. 22	19	-	19	5-2
Dec. 29	18	-	20	6-2
Jan. 5	14	-	19	7-3
Jan. 12	-	-	24	7-4
Jan. 19	-	-	23	9-4
Jan. 26	-	-	-	9-7
Feb. 2	-	-	-	11-7
Feb. 9	-	-	-	13-7
Feb. 16	-	-	23	15-7
Feb. 23	-	-	-	16-9
Mar. 2	-	-	-	16-11

1987-88

Date	AP	UPI	USA	W-L
Preseason	18	19	16	0-0
Nov. 30	-	-	20	1-1
Dec. 7	-	-	20	3-1
Dec. 14	-	-	19	4-1
Dec. 21	-	20	22	6-1
Dec. 28	-	-	-	6-2
Jan. 4	-	-	-	9-2
Jan. 11	-	-	23	11-2
Jan. 18	-	-	-	12-3
Jan. 25	-	-	-	13-4
Feb. 1	-	-	-	14-5
Feb. 8	-	-	-	15-6
Feb. 15	-	22	-	17-6
Feb. 22	20	16	15	19-6
Feb. 29	13	15	16	21-6
Mar. 7	18	18	18	21-8

1988-89

Date	AP	UPI	USA	W-L
Preseason	13	16	-	0-0
Nov. 21	14	16	12	0-0
Nov. 28	12	12	12	2-0
Dec. 5	12	12	10	3-0
Dec. 12	11	11	10	4-0
Dec. 19	16	16	17	4-1
Dec. 26	17	17	18	5-1
Jan. 2	19	16	19	7-2
Jan. 9	19	16	18	9-2
Jan. 16	-	20	24	10-4
Jan. 23	-	19	21	11-5
Jan. 30	-	-	23	12-6
Feb. 6	20	120	19	14-6
Feb. 13	-	-	21	16-7
Feb. 20	-	-	24	17-8
Feb. 27	-	-	23	19-9
Mar. 6	-	-	22	20-10
Final	-	-	-	20-12

1989-90

Date	AP	UPI	USA	W-L
Preseason	15	22	23	0-0
Nov. 27	21	19	21	1-0
Dec. 4	18	18	16	3-0
Dec. 11	15	16	15	4-0
Dec. 18	14	13	12	5-0
Dec. 25	14	13	12	6-0
Jan. 2	12	12	11	8-0
Jan. 8	9	9	9	10-0
Jan. 15	11	11	9	11-1
Jan. 22	11	11	6	12-2
Jan. 29	17	15	16	12-4
Feb. 5	16	15	14	14-4
Feb. 12	13	11	10	16-4
Feb. 19	8	8	6	19-4
Feb. 26	11	11	11	20-5
Mar. 5	14	13	13	21-6
Mar. 12	9	7	8	24-6
Final	-	3	-	28-7

1990-91

Date	AP	UPI	USA	W-L
Preseason	16	17	15	0-0
Nov. 27	14	14	14	1-0
Dec. 4	20	20	19	2-1
Dec. 11	23	21	19	3-2
Jan. 1	24	25	-	7-3
Jan. 8	24	22	25	9-3
Jan. 22	-	25	25	10-5
Jan. 29	23	22	25	12-5

1991-92

Date	AP	UPI	USA	W-L
Preseason	23	24	0	0-0
Nov. 25	18	18	2	0-0
Dec. 2	17	16	3	1-1
Dec. 9	13	13	5	1-1
Dec. 16	13	13	6	1-1
Dec. 23	13	13	7	2-2
Dec. 30	15	11	8	2-2
Jan. 6	14	15	11	2-2
Jan. 13	16	14	12	3-3
Jan. 20	18	17	13	4-4
Jan. 27	20	18	14	5-5
Feb. 3	24	20	15	6-6
Feb. 10	-	24	16	7-7
Final	-	21	23	12-12

1992-93

Date	AP	UPI	USA	W-L
Preseason	14	15	0	0-0
Nov. 24	14	15	0	0-0
Nov. 30	13	15	0	0-0
Dec. 7	17	17	1	1-1
Dec. 14	17	16	2	1-1
Dec. 21	16	15	4	1-1
Dec. 28	14	11	5	1-1
Jan. 4	10	11	7	1-1
Jan. 11	8	8	9	1-1
Jan. 18	16	16	9	3-3
Jan. 25	18	17	10	4-4
Feb. 1	22	22	11	5-5
Feb. 8	-	24	12	6-6
Mar. 15	18	20	19	10-10

1993-94

Date	AP	UPI	USA	W-L
Preseason	14	15	0	0-0
Nov. 22	13	15	0	0-0
Nov. 29	16	17	0	0-0
Dec. 6	17	17	3	1-1
Dec. 13	14	14	4	1-1
Dec. 20	14	15	6	1-1
Dec. 27	15	15	7	1-1
Jan. 3	12	13	9	1-1
Jan. 10	17	18	9	3-3
Jan. 17	17	17	10	4-4
Jan. 24	21	19	11	5-5
Feb. 14	25	-	13	9-9
Feb. 21	23	-	14	9-9

1994-95

Date	AP	UPI	USA	W-L
Preseason	23	23	0	0-0
Nov. 21	22	22	0	0-0
Nov. 28	20	19	1	0-0
Dec. 5	17	15	4	0-0
Dec. 12	14	13	5	0-0
Dec. 19	18	19	6	1-1
Dec. 26	17	16	7	1-1
Jan. 2	24	20	8	3-3
Jan. 9	22	17	9	4-4
Jan. 16	22	18	9	5-5
Jan. 23	21	21	11	6-6
Jan. 30	21	20	13	6-6
Feb. 6	18	15	13	6-6
Feb. 13	20	17	15	8-8
Feb. 20	24	22	16	9-9

1995-96

Date	AP	UPI	USA	W-L
Preseason	27	35	0	0-0
Nov. 20	25	20	2	0-0
Nov. 27	20	20	3	1-1
Dec. 4	16	15	5	1-1
Dec. 11	19	20	5	2-2
Dec. 18	21	18	6	3-3
Jan. 29	25	-	13	8-8
Feb. 19	23	22	16	10-10
Feb. 26	18	20	18	10-10
Mar. 4	18	18	20	10-10
Mar. 11	13	15	22	11-11
Final	13	13	24	12-12

1997-98

Date	AP	UPI	USA	W-L
Dec. 1	22	23	4	0-0
Dec. 8	24	23	5	1-1
Dec. 22	-	23	7	2-2

2003-04

Date	AP	UPI	USA	W-L
Dec. 1	13	15	5	0-0
Dec. 8	10	11	7	0-0
Dec. 15	5	6	8	0-0
Dec. 22	4	4	10	0-0
Dec. 29	3	3	11	0-0
Jan. 5	8	8	12	1-1
Jan. 12	12	14	12	2-

TECH VS. THE CONFERENCES

America East

Albany (N.Y.)	1-0
Binghamton	0-0
Hartford	0-0
Maine	1-0
Massachusetts-Lowell	0-0
Maryland-Baltimore Co.	0-0
New Hampshire	0-0
Stony Brook	0-0
Vermont	0-0
Total	2-0

American Athletic

Central Florida (UCF)	0-0
Cincinnati	3-8
Connecticut	2-2
East Carolina	3-1
Houston	3-0
Memphis	4-3
South Florida (USF)	0-0
Southern Methodist (SMU)	8-6
Temple	2-3
Tulane	38-33
Tulsa	0-0
Total	63-56

Atlantic Coast

Boston College	14-10
Clemson	62-68
Duke	23-71
Florida State	29-39
Louisville	13-19
Miami	8-13
North Carolina	25-67
NC State	39-57
Notre Dame	9-7
Pittsburgh	7-4
Syracuse	4-5
Virginia	40-39
Virginia Tech	6-17
Wake Forest	41-39
Total	320-455

Atlantic Sun

Florida Gulf Coast	0-0
Jacksonville	5-5
Kennesaw State	3-1
Lipscomb	0-0
NJIT	0-0
North Florida	0-0
USC Upstate	0-0
Stetson	1-1
Total	9-8

Atlantic 10

Davidson	9-3
Dayton	0-4
Duquesne	2-0
Fordham	3-1
George Mason	1-0
George Washington	3-0
LaSalle	1-1
Massachusetts	0-1
Rhode Island	1-0
Richmond	5-4
St. Bonaventure	3-1
Saint Joseph's	0-2
Saint Louis	7-3
VCU	4-0
Total	39-20

Big East

Butler	0-0
Creighton	0-0
DePaul	2-2
Georgetown	2-4
Marquette	3-4
Providence	0-0
St. John's	4-5
Seton Hall	2-1
Villanova	3-1
Xavier	0-2
Total	16-19

Big Sky

Eastern Washington	0-0
Idaho	0-0
Idaho State	3-1
Montana	0-0
Montana State	0-0
North Dakota	0-0
Northern Arizona	0-0
Northern Colorado	0-0
Portland State	0-0
Sacramento State	0-0
Southern Utah	0-0
Weber State	0-0
Total	3-1

Big South

Campbell	2-0
Charleston Southern	6-1
Gardner-Webb	1-0
High Point	0-0
Liberty	0-0
Longwood	0-0
UNC Asheville	2-0
Presbyterian	9-0
Radford	1-0
Winthrop	1-1
Total	22-2

Big Ten

Illinois	2-7
Indiana	1-2
Iowa	1-1
Maryland	36-40
Michigan	4-3
Michigan State	2-2
Minnesota	1-2
Nebraska	1-0
Northwestern	1-2
Ohio State	3-11
Penn State	1-3
Purdue	2-1
Rutgers	2-2
Wisconsin	1-1
Total	58-77

Big 12

Baylor	3-1
Iowa State	1-0
Kansas	1-5
Kansas State	0-0
Oklahoma	2-2
Oklahoma State	2-2
Texas	2-2
TCU	2-1
Texas Tech	3-3
West Virginia	2-1
Total	18-17

Big West

UC-Davis	0-0
UC-Irvine	0-0
UC-Riverside	0-0
UC-Santa Barbara	0-0
Cal Poly	0-0
Cal State-Fullerton	0-0
Cal State-Northridge	0-0
Hawaii	2-2
Long Beach State	0-0
Total	2-2

Colonial

College of Charleston	5-1
Delaware	0-0
Drexel	0-0
Elon	3-0
Hofstra	2-1
James Madison	2-0
UNC Wilmington	4-0
Northeastern	0-0
Towson	0-0
William & Mary	6-1
Total	22-3

Conference USA

Alabama-Birmingham (UAB)	0-0
Charlotte	8-1
Florida Atlantic	0-0
Florida International	0-0
Louisiana Tech	0-0
Marshall	0-0
Middle Tennessee State	0-0
North Texas	1-0
Old Dominion	2-0
Rice	10-5
Southern Mississippi	2-2
Texas-El Paso (UTEP)	1-2
Texas-San Antonio	0-0
Western Kentucky	0-0
Total	24-10

Horizon League

Cleveland State	0-0
Detroit Mercy	1-1
Green Bay	1-0
Illinois-Chicago	1-2
Milwaukee	0-0
Northern Kentucky	0-0
Oakland	0-0
Valparaiso	0-0
Wright State	0-0
Youngstown State	1-0
Total	4-3

Ivy League

Brown	1-0
Columbia	1-0
Cornell	4-0
Dartmouth	0-0
Harvard	1-0
Pennsylvania	2-4
Princeton	0-0
Yale	0-2
Total	9-6

Metro Atlantic

Canisius	1-1
Fairfield	0-0
Iona	2-1
Manhattan	1-1
Marist	4-0
Monmouth	1-0
Niagara	1-0
Quinnipiac	0-0
Rider	1-2
St. Peter's	0-0
Siena	2-2
Total	13-7

Mid-American

Akron	0-0
Ball State	0-0
Bowling Green	0-1
Buffalo	0-0
Central Michigan	1-0
Eastern Michigan	0-0
Kent State	0-0
Miami (Ohio)	0-0
Northern Illinois	0-0
Ohio	1-1
Toledo	0-0
Western Michigan	0-0
Total	2-2

Mid-Eastern Athletic

Bethune-Cookman	1-0
Coppin State	0-0
Delaware State	3-0
Florida A&M	6-0
Hampton	0-0
Howard	3-0
Maryland-Eastern Shore	2-0
Morgan State	3-0
Norfolk State	0-0
North Carolina A&T	8-0
North Carolina Central	0-0
Savannah State	2-0
South Carolina State	2-0
Total	30-0

Missouri Valley

Bradley	0-3
Drake	0-0
Evansville	0-1
Illinois State	0-0
Indiana State	0-0
Loyola-Chicago	0-1
Missouri State	0-0
Northern Iowa	1-0
Southern Illinois	0-1
Wichita State	1-0
Total	2-6

Mountain West

Air Force	5-2
Boise State	0-0
Colorado State	1-0
Fresno State	0-0
Nevada	1-0
UNLV	0-2
New Mexico	0-0
San Diego State	0-1
San Jose State	0-0
Utah State	0-1
Wyoming	1-0
Total	8-6

Northeast

Bryant	0-0
Central Connecticut State	0-0
Fairleigh-Dickinson	0-0
LIU-Brooklyn	0-1
Mount St. Mary's	2-1
Robert Morris	0-0
Sacred Heart	0-0
St. Francis (N.Y.)	1-0
St. Francis (Pa.)	2-0
Wagner	0-0
Total	5-2

Ohio Valley

Austin Peay	1-0
Bellmont	1-0
Eastern Illinois	1-0
Eastern Kentucky	0-0
Jacksonville State	0-0
Morehead State	2-0
Murray State	1-1
Southeast Missouri State	0-0
SIU-Edwardsville	0-0
Tennessee-Martin	0-0
Tennessee State	4-0
Tennessee Tech	4-0
Totals	14-1

Pac-12

Arizona	1-0
Arizona State	0-1
California	0-3
UCLA	1-3
Colorado	0-0
Oregon	1-1
Oregon State	0-0
Southern California	2-1
Stanford	1-2
Utah	0-0
Washington	2-1
Washington State	0-0
Total	8-12

Patriot League

American	0-0
Army	1-0
Boston University	3-0
Bucknell	0-0
Colgate	1-0
Holy Cross	0-0
Lafayette	3-0
Lehigh	0-0
Loyola (Md.)	0-0
Navy	2-2
Total	10-2

Southeastern

Alabama	28-41
Arkansas	4-1
Auburn	61-53
Florida	27-20
Norfolk State	0-0
Georgia	105-88
Kentucky	15-56
Louisiana State	14-21
Mississippi	12-9
Mississippi State	16-13
Missouri	1-0
South Carolina	25-18
Tennessee	28-43
Texas A&M	2-0
Vanderbilt	33-40
Total	371-403

Southern

Chattanooga	16-2
East Tennessee State	4-2
Furman	23-6
Mercer	28-17
UNC Greensboro	2-1
Samford	4-0
The Citadel	6-0
VMI	6-2
Western Carolina	6-1
Wofford	14-2
Total	109-33

Southland

Abilene Christian	0-0
Central Arkansas	0-0
Houston Baptist	0-0
Incarnate Word	0-0
Lamar	0-0
McNeese State	0-0
New Orleans	1-0
Nicholls State	0-0
Northwestern State	0-0
Sam Houston State	1-0
Southeastern Louisiana	1-0
Stephen F. Austin	0-0
Texas A&M-Corpus Christi	0-0
Total	3-0

Southwestern Athletic

Alabama A&M	5-0
Alabama State	2-0
Alcorn State	3-0
Arkansas-Pine Bluff	3-0
Grambling State	1-0
Jackson State	2-0
Mississippi Valley State	1-0
Prairie View A&M	0-0
Southern	1-1
Texas Southern	0-0
Total	18-1

Summit League

Denver	0-0
IPFW	1-0
IUPUI	0-1
Nebraska-Omaha	0-0
North Dakota State	0-0
Oral Roberts	0-0
South Dakota	0-0
South Dakota State	0-0
Western Illinois	0-0
Total	1-1

Sun Belt

Appalachian State	5-0
Arkansas-Little Rock	1-0
Arkansas State	0-0
Coastal Carolina	4-0
Georgia Southern	3-2
Georgia State	17-2
Louisiana-Lafayette	1-0
Louisiana-Monroe	0-0
South Alabama	0-0
Texas-Arlington	0-0
Texas State	0-0
Troy	4-2
Total	35-6

West Coast

Brigham Young	1-0
Gonzaga	0-1
Loyola Marymount	1-0
Pacific	0-0
Pepperdine	2-0
Portland	0-0
Saint Mary's	1-0
San Diego	0-0
San Francisco	0-1
Santa Clara	0-1
Total	5-3

Western Athletic

CSU-Bakersfield	1-0
Chicago State	0-0
Grand Canyon	0-0
Missouri-Kansas City (UMKC)	0-0
New Mexico State	0-0
Seattle	0-0
UT Rio Grande Valley	0-1
Utah Valley	0-0
Total	1-1

Former Division I

Birmingham Southern	2-0
Centenary	3-0
Winston-Salem State	3-0

Non-Division I

Tusculum	1-0
----------	-----

Record totals indicate cumulative record against the current membership of the conference.

Records also reflect only games that concluded on Georgia Tech's season record (excludes exhibition games).

SERIES HISTORY VS. ALL OPPONENTS

Key to Home Courts

n - Alexander Memorial Coliseum (1956-2011)
h1 - Peachtree Auditorium (1905-06)
h2 - Cable Piano Company Hall (1908-09)
h3 - Crystal Palace (1912-13 through 1913-14)
h4 - City Auditorium (1919-20 through 1934-35)
h5 - Atlanta Athletic Club (1919-20)
h6 - Luckie Street YMCA (1919-20)
h7 - Temporary Gym (1924-25 through 1930-31)
h8 - Naval Armory (1935-36 through 1936-37)
h9 - Heisman Gym (1938-39 through 1955-56)
h10 - The Omni (1995-96)
h11 - Georgia Dome (1995-96)
h12 - Philips Arena (2011-12)
h13 - Arena at Gwinnett, Duluth, Ga. (2011-12)
h14 - McCamish Pavilion (2012-present)

Note: Tech national rank (AP/Coaches) and that of its opponent (if applicable) appear in the columns between the date and the site.

Agoga Class (0-1)

Home: 0-1, Away: 0-0, Neutral: 0-0
2-8-22 (ot)h5 L 25- 26

Air Force (5-2)

Home: 4-0, Away: 1-2, Neutral: 0-0
1-2-63.....nr/13.....h W 61- 48
2-10-69.....h W 88- 67
1-31-70.....a W 51- 48
2-6-71.....h W 83- 53
2-5-72.....a L 53- 75
12-11-04.....3/3.....h12 W 64- 42
12-28-05.....a2 L 46- 54

*h12-Chick-III-A Peach Bowl Classic (Philips Arena, Atlanta, Ga.); a2-World Arena, Colorado Springs, Colo.

Akrides-Haarlem (1-0)

Home: 1-0, Away: 0-0, Neutral: 0-0
11-24-92 (ext).....h W 115- 80

Alabama (28-41)

Home: 15-15, Away: 5-23, Neutral: 8-3
2-26-21.....n1 W 30- 22
1-14-22.....a L 20- 49
2-4-22.....h4 W 36- 29
2-27-22.....n1 W 33- 25
2-9-23.....h4 W 39- 24
2-17-23.....a L 27- 28
1-26-24.....h4 L 28- 33
2-15-24.....a L 24- 31
2-26-26.....n1 W 30- 27
2-4-27.....h7 W 50- 15
2-15-28.....a L 21- 30
2-9-29.....h7 W 37- 21
2-12-30.....h L 28- 36
2-20-31.....a7 W 23- 19
2-3-32.....h4 L 19- 34
2-1-33.....h4 L 19- 26
2-3-34.....a L 16- 63
2-29-36.....n2 L 34- 43
1-26-38.....h8 W 36- 24
2-15-39.....a L 25- 39
1-31-40.....h9 L 34- 52
2-12-41.....a L 32- 46
2-27-41.....n3 L 33- 39
1-15-42.....h9 L 25- 31
2-26-42.....n3 L 32- 37
1-23-43.....a L 25- 33
1-13-45.....a L 26- 31
2-14-45.....h9 W 53- 45
1-8-46.....h9 L 37- 44
1-19-46.....a W 36- 30
1-12-47.....h9 L 38- 42
2-1-47.....a L 46- 64
2-29-47.....n3 W 43- 40
1-31-48.....h9 L 31- 44
3-4-48.....n3 W 46- 34
1-14-49.....h9 W 51- 38
1-14-50.....a L 39- 73
2-17-51.....h9 L 49- 59
1-12-52.....a L 60- 66
12-19-52.....a1 L 57- 60
1-12-53.....h9 W 69- 67
2-6-54.....a L 61- 82
2-5-55.....13/nr.....h9 L 72- 76
2-4-56.....12/17.....a L 60- 93
2-2-57.....h W 92- 67
12-5-57.....h W 73- 62
2-1-58 (2ot).....a L 72- 74
12-30-58.....a W 89- 76

1-31-59.....h W 66- 53
12-8-59.....na/15.....h W 69- 53
1-30-60.....6/6.....a W 60- 48
2-4-61.....h W 57- 49
2-3-62.....a L 70- 76
12-17-62.....a W 58- 55
2-2-63.....6/6.....h W 74- 58
2-1-64.....a W 93- 81
1-8-72.....h L 85- 90
1-25-72.....a L 86- 99
12-11-72.....a L 73- 89
1-22-73.....11/16.....h L 83- 89
11-30-73.....18/na.....h L 64- 88
1-23-74.....9/10.....a L 74- 79
12-9-74.....11/na.....a L 76- 91
1-22-75.....6/6.....h L 80- 97
12-21-79.....n4 W 83- 59
12-29-83.....n5 W 57- 54
11-27-97.....n6 W 62- 60
1-3-09.....a L 77- 88
1-3-12.....h12 L 48- 73

a1-Birmingham, Ala.; n1-City Auditorium, Atlanta, Ga.; n2-Knoxville, Tenn.; n3-Louisville, Ky.; n4-Roanoke Times & World News Classic (Roanoke, Va., Civic Center); n5-Cotton States Classic (The Omni, Atlanta, Ga.); n6-Puerto Rico Shootout (Eugenio Guerra Sports Complex, Bayamon, P.R.)

Alabama A&M (5-0)

Home: 5-0, Away: 0-0, Neutral: 0-0
12-15-82.....h W 90- 85
11-28-83.....h W 95- 75
12-17-03.....5/6.....h W 74- 41
12-19-11.....h13 W 65- 54
11-18-14.....h14 W 66- 46

Alabama State (2-0)

Home: 2-0, Away: 0-0, Neutral: 0-0
11-19-04.....3/4.....h W 74- 37
12-17-12.....h14 W 75- 41

Albany (1-0)

Home: 1-0, Away: 0-0, Neutral: 0-0
11-17-10.....h W 78- 51

Albany YMCA (0-2)

Home: 0-0, Away: 0-2, Neutral: 0-0
1-1-24.....a L 28- 39
12-29-27.....a L 23- 32

Alcorn State (3-0)

Home: 3-0, Away: 0-0, Neutral: 0-0
11-20-87.....h W 114- 71
1-18-89.....nr/20.....h W 88- 63
12-18-16.....h14 W 74- 50
*h-Preseason NIT first round

Appalachian State (5-0)

Home: 4-0, Away: 1-0, Neutral: 0-0
2-21-83.....h W 83- 72
1-4-84.....h W 78- 61
12-2-95.....20/20.....a W 89- 65
12-5-98 (ot).....h W 74- 72
12-15-14.....h14 W 70- 57

Arizona (1-0)

Home: 0-0, Away: 0-0, Neutral: 1-0
2-17-91.....6/6.....n1 W 62- 56
n1-Brendan Byrne Arena, East Rutherford, N.J.

Arizona State (0-1)

Home: 0-0, Away: 0-0, Neutral: 0-1
12-20-75.....19/18.....n1 L 70- 85
n1-Kentucky Invitational (Memorial Coliseum, Lexington, Ky.)

Arkansas (4-1)

Home: 2-0, Away: 0-0, Neutral: 1-1
12-30-61.....n1 L 42- 72
1-29-65.....h W 93- 83
1-28-66.....h W 88- 75
12-26-84.....10/13.....n2 W 72- 52
11-26-15.....n3 W 83- 73
n1-Poinsettia Tournament (Greenville, S.C.); n2-Rainbow Classic (Blaisdell Center, Honolulu, Hawaii); n3-NIT Season Tip-Off (Barclays Center, Brooklyn, N.Y.)

Arkansas-Little Rock (1-0)

Home: 1-0, Away: 0-0, Neutral: 0-0
11-26-04.....3/3.....h W 79- 54

Arkansas-Pine Bluff (3-0)

Home: 3-0, Away: 0-0, Neutral: 0-0
11-23-02.....h W 113- 75
11-25-08.....h W 74- 47
12-16-09.....22/15.....h W 65- 53

Army (1-0)

Home: 1-0, Away: 0-0, Neutral: 0-0
2-17-68.....h W 60- 55

Arundel Boat Club (1-0)

Home: 0-0, Away: 1-0, Neutral: 0-0
12-29-30.....a W 49- 45

Athletes in Action (4-2)

Home: 4-2, Away: 0-0, Neutral: 0-0
3-2-72 (ext).....h W 88- 87
11-14-91 (ext).....h W 76- 74
11-17-92 (ext).....h W 111- 102
11-17-97 (ext).....h W 86- 76
11-2-98 (ext).....L 73- 84
11-2-99 (ext).....h L 66- 82

Atlanta Athletic Club (2-12)

Home: 1-6, Away: 1-6, Neutral: 0-0
1-28-09.....a L 12- 18
3-6-20.....a L 21- 44
1-5-23.....h4 L 23- 40
1-4-24.....h4 L 23- 51
1-9-25.....h7 L 22- 23
1-5-27.....a L 28- 34
2-5-27.....h7 W 41- 23
1-4-28.....a L 26- 36
2-8-28.....h7 L 29- 33
1-23-29.....a L 26- 43
2-20-29.....h7 L 26- 37
2-4-30.....a W 31- 29
2-25-30.....h7 L 22- 37
1-10-31.....a L 27- 40

Atlanta Naval Air Station (3-0)

Home: 2-0, Away: 1-0, Neutral: 0-0
1-7-44.....a W 46- 34
1-14-44.....h9 W 70- 37
2-21-45 (ot).....h9 W 51- 47

Auburn (61-53)

Home: 37-20, Away: 22-30, Neutral: 2-3
2-17-06.....h1 L 6- 26
2-4-09.....h2 L 8- 24
2-14-13.....h3 L 27- 36
2-22-13.....a L 19- 23
2-20-14.....h3 W 50- 12
2-27-14.....a W 21- 6
1-10-20.....h4 L 24- 29
3-9-20.....a L 17- 21
1-22-21.....h4 L 28- 30
1-28-22.....h4 W 44- 12
2-11-22.....a L 13- 26
1-12-23.....h4 W 35- 17
2-23-23.....a L 26- 29
1-11-24.....h4 W 39- 24
2-9-24.....a W 33- 18
2-29-24.....n1 L 29- 35
1-17-25.....a W 28- 21
2-7-25.....h7 L 14- 15
1-9-26.....a L 28- 32
2-19-26.....h7 W 28- 13
1-8-27 (ot).....h7 W 22- 20
2-12-27.....a L 24- 42
1-7-28.....a L 29- 56
2-25-28.....n1 L 29- 30
2-6-29.....h7 W 41- 25
2-16-29.....a W 46- 41
2-17-30.....a W 47- 34
2-19-30.....h4 W 40- 29
1-28-31.....a W 37- 33
2-24-31.....h7 W 47- 22
1-13-32.....a L 22- 25
2-10-32.....h4 W 36- 28
2-15-33.....a W 29- 20
2-21-33.....h4 W 29- 18
1-9-34.....a W 28- 26
2-14-34.....h4 W 24- 20

2-6-35.....h4 W 25- 24
2-12-35.....a W 34- 19
2-4-36.....a L 28- 31
2-19-36.....h8 W 46- 22
2-11-37.....h8 W 42- 28
2-27-37.....a W 35- 33
2-15-38.....h8 W 43- 42
3-1-38.....h8 W 54- 32
2-22-39.....a L 24- 38
2-27-39.....h9 L 33- 49
2-6-40.....h9 W 53- 31
2-21-40 (ot).....a L 38- 39
2-1-41.....h9 W 48- 39
2-5-41.....a L 45- 51
1-30-42.....h9 W 48- 42
2-3-42.....a L 38- 43
1-22-43.....a W 59- 32
1-30-43.....h9 W 53- 21
1-20-45.....h9 W 53- 39
2-17-45.....a W 74- 41
1-14-46.....h9 W 45- 22
1-16-46.....a W 53- 26
1-15-47.....a W 55- 42
1-29-47.....h9 W 65- 49
1-30-48.....a L 31- 38
2-25-48.....h9 W 50- 43
1-11-49.....a W 33- 41
2-23-49.....h9 W 66- 57
1-10-50.....h9 W 65- 49
2-22-50.....a W 61- 53
1-31-51.....h9 W 64- 44
2-14-51.....a L 63- 75
12-29-51.....n2 W 79- 62
1-9-52.....h9 W 56- 54
2-13-52.....a W 58- 50
12-10-52.....a L 61- 71
1-14-53.....h9 W 79- 61
12-12-53.....a1 L 56- 83
1-20-54.....a L 56- 80
2-8-54.....h9 L 53- 59
1-26-55.....a W 73- 70
2-7-55.....h9 W 75- 67
2-7-56 (ot).....a L 74- 77
1-22-57.....a W 81- 74
2-4-57 (ot).....h W 76- 67
1-22-58.....h L 72- 80
2-3-58.....a L 78- 99
1-21-59.....5/6.....a L 55- 66
2-3-59.....4/7.....h L 40- 51
1-19-60.....6/6.....h L 59- 66
2-2-60.....6/6.....a L 45- 48
1-24-61 (ot).....a W 48- 43
2-7-61.....h L 36- 38
1-23-62.....h L 40- 52
2-5-62.....a L 39- 48
1-22-63.....7/6.....nr/16.....h W 69- 64
2-3-64.....a W 62- 57
12-1-64.....h L 52- 60
2-26-65.....a W 59- 54
2-18-65.....h L 74- 79
2-19-66.....a L 73- 90
12-21-66 (ot).....h W 78- 76
12-16-67.....h L 52- 63
2-24-69.....a L 85- 87
1-17-70.....h W 86- 74
12-19-70.....a1 W 87- 76
1-14-71.....h W 90- 81
12-11-71.....h L 62- 76
2-15-72.....a L 77- 91
11-25-72.....h W 90- 83
2-26-73.....a L 69- 79
12-13-73.....h L 86- 88
2-27-74.....a L 70- 92
1-15-75.....h L 75- 87
1-17-76.....a L 51- 72
2-1-78.....h L 72- 77
12-21-78.....a1 L 57- 60
12-30-87.....n3 W 83- 72

Augusta (5-0)

Home: 4-0, Away: 0-0, Neutral: 0-0
1-16-84.....h W 75- 57
12-21-84.....13/13.....h W 84- 53
12-12-87.....16/nr.....h W 108- 74
11-24-90.....14/14.....h W 100- 63
11-6-05 (ext).....h W 96- 57
Formerly Augusta College, Augusta State, GRU Augusta; ncludes exhibition game

HISTORY

SERIES HISTORY VS. ALL OPPONENTS

Austin Peay (1-0)

Home: 0-0, Away: 0-0, Neutral: 1-0
3-15-9613/15n1 W 90- 79
n1-NCAA Southeast Regional first round (Orlando [Fla.] Arena)

Australian National Team (1-0)

Home: 1-0, Away: 0-0, Neutral: 0-0
11-11-85 (ext)h W 81- 75

Baltimore (0-2)

Home: 0-0, Away: 0-2, Neutral: 0-0
12-27-29a L 22- 24
12-29-33a L 19- 38

Baylor (3-1)

Home: 3-0, Away: 0-0, Neutral: 0-1
12-16-57h W 61- 59
12-4-58h W 65- 56
12-20-61h W 57- 44
12-27-73n1 L 80-108
n1-Old Dominion Invitational (The Scope, Norfolk, Va.)

Belmont (1-0)

Home: 1-0, Away: 0-0, Neutral: 0-0
3-19-17*h14 W 71- 57
*Post-season NIT

Benjamin Franklin (1-0)

Home: 0-0, Away: 1-0, Neutral: 0-0
12-27-30a W 34- 17

Bethune-Cookman (1-0)

Home: 1-0, Away: 0-0, Neutral: 0-0
12-31-05h W 73- 46

Birmingham Athletic Club (1-1)

Home: 0-0, Away: 1-1, Neutral: 0-0
1-13-22a W 34- 16
2-16-23a L 31- 37

Birmingham Southern (2-0)

Home: 0-0, Away: 1-0, Neutral: 1-0
2-25-21n1 W 53- 11
12-3-48a W 75- 45
n1-SIAA Tournament (City Auditorium, Atlanta, Ga.)

Biscayne (1-0)

Home: 1-0, Away: 0-0, Neutral: 0-0
12-12-78h W 70- 49

Boston College (14-10)

Home: 6-2, Away: 4-5, Neutral: 4-3
All Home Games: 6-2
At McCamish Pavilion: 2-1
At AMC: 3-1
At Philips Arena: 1-0
In Atlanta: 6-2
In Boston/Chestnut Hill: 5-5
At Conte Forum: 3-5
As ACC members: 10-9
In the ACC Tournament: 1-2
All Neutral Games: 4-3
Under Bobby Cremins: 2-0
Under Paul Hewitt: 4-3
Under Brian Gregory: 5-4
Under Josh Pastner: 1-0
Vs. Jim Christian: 2-2
Longest Winning Streak: 4 games (1986-2006)
Longest Losing Streak: 3 games (2012-13)
Most Points Scored: 103 on 3-7-1996
Fewest Points Scored: 37 on 1-19-1980
Most Points Allowed: 89 on 3-17-1996
Fewest Points Allowed: 40 on 1-19-1980
Largest Margin of Victory: 14 on 3-17-1996, 3-4-2007
Largest Margin of Defeat: 11 on 1-8-2011

• Georgia Tech leads the all-time series with Boston College, 14-10, after winning the teams' only meeting of 2016-17, 65-54 in Atlanta. Tech has won the last two meetings after losing the two prior to that.
• Last year's gave Tech a 10-9 advantage since the Eagles

joined the ACC.

• Eighteen of the games in the short series have been decided by less than 10 points, 13 of them by four points or less, and two in overtime.

• Tech is 6-2 against the Eagles at home, earning the last four wins on three different home courts - one each at Alexander Memorial Coliseum and Philips Arena and the last two at McCamish Pavilion.

• Tech has played BC at three different venues in the Boston area. The Jan. 29, 2005 game was Tech's first visit to the Conte Forum, BC's current home court, where the Jackets are 2-5. The first game in the series on Dec. 31, 1946, was played at Boston Arena, and the teams also played in the Boston Garden on Jan. 19, 1980.

• Prior to BC's entry into the ACC, the teams met four times on neutral floors, including one outside the United States, a 65-62 overtime win for the Yellow Jackets in the 1986 Suntry Ball in Tokyo, Japan.

• The teams have met twice in NCAA Tournament competition, both of them won by Tech. The Yellow Jackets downed the Eagles, 103-89, in the 1996 Southeast Regional second round in Orlando, and eliminated the Eagles two seasons ago, 57-54 in the second round in Milwaukee.

All-Time Series Results

12-31-46a	W	54- 50	
1-19-80n1	L	37- 40	
12-20-86 (ot)16/nrn2	W 65- 62	
3-17-9613/15n3	W 103- 89	
3-21-0414/1525/vn4	W 57- 54
1-8-0611/11h	W 60- 58	
1-29-0620/18a	L 64- 66	
3-4-07h	W	74- 60	
3-8-08a	W	86- 78	
1-20-09 (ot)h	L	76- 80	
3-7-09a	L	66- 67	
2-27-10h	W	73- 68	
1-8-11a	L	75- 86	
2-4-12h12	W	51- 47	
2-29-12a	L	52- 56	
3-9-13a	L	72- 74	
3-14-13n5	L	64- 84	
1-21-14a	W	68- 60	
2-13-14h14	W	74- 71	
3-12-14 (ot)n5	W	73- 70	
1-25-15h14	L	62- 64	
3-10-15n5	L	65- 66	
2-27-16a	W	76- 71	
2-11-17h14	W	65- 54	

n1-Boston Garden, Boston, Mass.; n2-Suntry Ball (Aoyama College, Tokyo, Japan); n3-NCAA Southeast Regional second round (Orlando [Fla.] Arena); n4-NCAA Tournament second round (Bradley Center, Milwaukee, Wis.); n5-ACC Tournament (Greensboro Coliseum, Greensboro, N.C.)

Boston University (3-0)

Home: 1-0, Away: 0-0, Neutral: 2-0
12-28-65n1 W 83- 40
1-10-75h W 73- 72
11-22-0921/19n2 W 85- 67
n1-Hurricane Classic (Miami, Fla.); n2-O'Reilly Auto Parts Puerto Rico Tip-Off, San Juan, P.R.

Bowling Green (0-1)

Home: 0-0, Away: 0-0, Neutral: 0-1
12-30-72n1 L 87-102
n1-Old Dominion Invitational (The Scope, Norfolk, Va.)

Bradley (0-3)

Home: 0-0, Away: 0-2, Neutral: 0-1
12-19-49a L 60- 84
12-16-50a L 55- 85
12-29-95n1 L 82- 84
n1-Cable Car Classic (San Jose [Calif.] Arena)

Brigham Young (1-0)

Home: 0-0, Away: 0-0, Neutral: 1-0
12-29-78n1 W 83- 81
n1-Pillsbury Holiday Classic (Minneapolis, Minn.)

Brown (1-0)

Home: 1-0, Away: 0-0, Neutral: 0-0
12-19-66h W 93- 75

California (0-3)

Home: 0-0, Away: 0-2, Neutral: 0-1
12-29-50a L 57- 82
12-30-50a L 45- 78
11-23-12n1 L 57- 68
n1-DirecTV Classic (Anaham, Calif.)

California All-Stars (1-2)

Home: 0-2, Away: 0-0, Neutral: 0-0
11-9-98 (ext)h W 94- 89
11-9-99 (ext)h L 85- 95
11-7-00 (ext)h11 L 86- 07

CSU-Bakersfield (1-0)

Home: 0-0, Away: 0-0, Neutral: 1-0
3-28-17n1 L 76- 61
n1-Post-season NIT semifinal (Madison Square Garden, New York, N.Y.)

Camp Wheeler (1-0)

Home: 1-0, Away: 0-0, Neutral: 0-0
2-22-43h9 W 36- 33

Campbell (2-0)

Home: 2-0, Away: 0-0, Neutral: 0-0
2-26-79h W 83- 61
11-27-9520/20h10 W 87- 76

Canisius (1-1)

Home: 0-0, Away: 1-1, Neutral: 0-0
12-30-54a1 L 56- 70
12-31-55a1 W 86- 82
a1-Queen City Tournament (Buffalo, N.Y.)

Carson-Newman (1-0)

Home: 1-0, Away: 0-0, Neutral: 0-0
11-2-07 (ext)h W 126- 86

Catholic (0-1)

Home: 0-0, Away: 0-1, Neutral: 0-0
2-16-21a L 23- 37

Centenary (3-0)

Home: 2-0, Away: 0-0, Neutral: 1-0
1-10-06n1 W 85- 69
12-18-06h W 92- 52
12-22-07h W 86- 41
n1-CenturyTel Center, Bossier City, La.

Central Columbus YMCA (0-1)

Home: 0-1, Away: 0-0, Neutral: 0-0
1-8-24h4 L 18- 42

Central Michigan (1-0)

Home: 0-0, Away: 0-0, Neutral: 1-0
12-17-83n1 W 73- 71
n1-Casaba Club Classic (A.G. Spanos Center, Stockton, Calif.)

Central YMCA (1-0)

Home: 1-0, Away: 0-0, Neutral: 0-0
2-12-24h4 W 34- 26

Centre (1-0)

Home: 0-0, Away: 0-0, Neutral: 1-0
2-27-23n1 W 34- 26
n1-SIAA Tournament (City Auditorium, Atlanta, Ga.)

Clayton State (1-0)

Home: 1-0, Away: 0-0, Neutral: 1-0
11-7-14 (ext)h14 W 74- 41

College of Charleston (5-1)

Home: 5-1, Away: 0-0, Neutral: 0-0
2-11-75h W 89- 82
2-28-76h W 91- 52
1-5-77h W 97- 76
2-19-79h W 61- 43
1-28-9220/18h W 77- 70
1-16-938/8h L 67- 84

University of Charleston (1-0)

Home: 1-0, Away: 0-0, Neutral: 0-0
1-20-79h W 69- 63
Formerly Morris Harvey College (W.Va.)

Charleston Southern (6-1)

Home: 6-1, Away: 0-0, Neutral: 0-0
11-27-78h W 111- 54
2-14-81h L 51- 74
11-24-8418/nrh W 79- 66
12-10-8812/12h W 101- 66
11-16-98h W 103- 63
11-21-00h W 85- 62
12-22-049/9h W 90- 48
11-12-10h W 52- 39
Formerly Baptist College

Charlotte (8-1)

Home: 4-1, Away: 3-0, Neutral: 1-0
12-22-70h W 72- 58
2-19-73h W 81- 66
1-14-859/10a W 86- 68
2-6-862/2h W 87- 76
11-16-07n1 W 82- 77
1-2-10v20a W 76- 67
1-2-11 (2ot)h L 83- 86
12-29-13a W 58- 55
12-30-14h14 W 67- 66
n1-Paradise Jam (St. Thomas, U.S. Virgin Islands)
Also known as UNC Charlotte

Chattanooga (16-2)

Home: 9-0, Away: 7-2, Neutral: 0-0
2-21-14a W 23- 21
2-7-20a L 11- 25
2-18-22a W 33- 30
2-13-23a L 29- 41
2-22-24a W 23- 19
2-11-42h9 W 64- 32
12-12-46h9 W 63- 37
12-19-47h9 W 63- 60
12-11-48h9 W 81- 45
12-3-49h9 W 84- 39
1-2-50a W 73- 43
11-27-8418/nrh W 74- 58
12-4-855/4a W 94- 74
12-7-9117/16h W 97- 84
12-22-9216/15a W 81- 74
12-14-0922/15a W 95- 64
2-16-11h W 62- 53
1-2-13h14 W 74- 58
Also known as UT-Chattanooga

Cincinnati (3-8)

Home: 2-0, Away: 0-4, Neutral: 1-4
12-21-26a L 25- 52
3-5-7613/18n1 L 60- 71
2-12-7712/11a L 73- 84
3-5-7714/20n2 L 61- 74
1-2-7811/11h W 59- 56
2-9-78a L 67- 75
3-2-78nr/18n3 W 39- 38
1-29-79h W 82- 73
2-5-79a L 51- 55
12-28-9417/1620/18n4 L 66- 69
3-22-9613/157/6n5 L 70- 87
n1-Metro Tournament (Freedom Hall, Louisville, Ky.); n2-Metro Tournament (Mid-South Coliseum, Memphis, Tenn.); n3-Metro Tournament (Riverfront Coliseum, Cincinnati, Ohio); n4-Rainbow Classic (Special Events Center, Honolulu, Hawaii); n5-NCAA Southeast Regional semifinal (Rupp Arena, Lexington, Ky.)

Cincinnati YMCA (0-1)

Home: 0-0, Away: 0-1, Neutral: 0-0
12-22-26a L 41- 43

Clark Atlanta (0-1)

Home: 1-0, Away: 0-0, Neutral: 0-0
11-5-10 (ot) (ext)h L 71- 68

Clemson (62-68)

Home: 42-24, Away: 16-43, Neutral: 4-1
All Home Games: 42-24
At McCamish Pavilion: 3-2
At AMC: 27-15
At Philips Arena: 0-1
At Georgia Dome: 1-0
In Atlanta: 44-24
All Road Games: 16-42
At Littlejohn Coliseum: 8-36
As ACC members: 34-45
In the ACC Tournament: 4-1

HISTORY

SERIES HISTORY VS. ALL OPPONENTS

All Neutral Games:	4-1
As SIC members:	8-5
As SIAA members:	3-2
As SoCon members:	6-5
Under Whack Hyder:	9-8
Under Dwane Morrison:	0-8
Under Bobby Cremins:	19-21
Under Paul Hewitt:	12-11
Under Brian Gregory:	2-8
Under Josh Pastner:	1-1
Vs. Brad Brownell:	4-12
Longest Winning Streak:	7 games (1943-66)
Longest Losing Streak:	14 games (1972-82)
Most Points Scored:	111 on 1-24-2001
Fewest Points Scored:	17 on 2-20-1920
Most Points Allowed:	108 on 1-24-2001
Fewest Points Allowed:	13 on 1-5-1924, 1-20-1937
Largest Margin of Victory:	38 on 1-20-1937
Largest Margin of Defeat:	29 on 1-8-1977

• This is the oldest and longest-running series the Yellow Jackets have with an ACC member. The 130 all-time meetings are 34 more than Tech has played with any other ACC opponent. The series dates back to the 1912-13 season, when John Heisman coached the Tech basketball team.

• Clemson is one of two permanent home-and-away opponents on Tech's schedule each year (Notre Dame is the other).

• Georgia Tech has three of the last four meetings in the series, including a 75-63 victory in the teams' first meeting last season on Jan. 12 in Atlanta. It was Tech's longest winning streak in the series since a five-game streak from 2003 to 2005.

• The Yellow Jackets trail 45-34 to the Tigers since joining the ACC.

• Tech has an all-time record of 42-24 against the Tigers at home, including a 27-15 record at Alexander Memorial Coliseum and a 3-2 mark at McComish Pavilion.

• Tech is 1-1 under head coach Josh Pastner against Clemson, and 4-12 vs. Tiger teams coached by Brad Brownell.

• Tech actually won four of the first five meetings with Clemson at Littlejohn Coliseum under Paul Hewitt, but the Tigers have won the last 10 in a row there.

• Tech is just 16-43 all-time in games played at Clemson, including an 8-36 mark in Littlejohn Coliseum. Tech was Clemson's first opponent in Littlejohn Coliseum back on Nov. 30, 1968. The Tigers won, 76-72.

• Tech's 111-108 win against the Tigers at Littlejohn Coliseum on Jan. 24, 2001 is the highest-scoring regulation game Tech has had with any ACC opponent. The Jackets defeated Florida State by the same score in Tallahassee (in two OTs) on Feb. 11, 1999, and lost to Wake Forest in the 2007 ACC Tournament, 114-112 in double-overtime.

• The Yellow Jackets have won three of four ACC Tournament meetings with the Tigers, including a 69-61 semi-final decision on the way to the 1993 conference title in Charlotte.

All-Time Series Results		
2-7-13	h3	L 22- 26
2-8-13	a	W 29- 11
1-23-20	h4	W 32- 17
2-20-20	a	L 17- 41
2-5-21	h4	W 28- 22
1-13-23	a	W 26- 17
1-27-23	h4	W 35- 22
1-5-24	a	W 48- 13
2-8-24	h4	W 39- 22
1-10-25	h4	L 18- 20
2-14-25	a	L 30- 32
1-17-28	h7	W 42- 24
1-5-29	h1	W 29- 23
3-1-29	h7	L 26- 30
1-11-30	h7	L 24- 25
2-15-30	a	L 26- 40
1-7-33	a	W 29- 28
2-7-34	h4	W 31- 25
1-12-35	a	L 29- 43
1-11-36	h8	L 32- 35
1-25-36	a	L 31- 39
1-20-37	h8	W 51- 13
2-25-38	h8	W 53- 33
1-8-41	h9	W 63- 51
1-22-41 (ot)	a	L 49- 52
2-10-43	h9	W 43- 32
1-22-44	a	W 50- 34
1-29-44	h9	W 58- 24
12-20-45	h9	W 52- 38
1-5-46	a	W 61- 46
2-3-65	h	W 93- 78
1-6-66	h	W 87- 72
2-22-66	a	L 90-106
1-5-67	h	L 55- 76
1-24-67	a	W 88- 77

2-1-68	h	W 99- 64
2-28-68	a	W 80- 51
11-30-68	a	L 72- 76
1-8-69	h	W 72- 66
1-7-70	h	W 96- 84
1-19-70	a	L 78- 88
1-6-71	h	W 72- 55
1-20-71	a	W 74- 64
1-5-72	h	L 57- 66
1-29-72	a	L 70- 83
11-28-72	a	L 77- 86
2-3-73	h	L 57- 74
12-15-73	h	L 61- 63
3-2-74	a	L 58- 71
2-19-75	h	L 69- 85
1-8-77	a	L 69- 98
1-5-80	h	L 48- 56
1-31-80	a	L 52- 76
1-7-81	h	L 54- 65
1-21-81	h	L 48- 72
1-6-82	h	L 57- 62
1-20-82	a	L 49- 55
1-11-83	h	W 71- 66
1-24-83	a	L 56- 58
1-11-84	a	L 69- 79
1-26-84	h	W 59- 52
1-8-85	h	L 81- 90
1-23-85	a	W 64- 59
1-18-86	a	W 83- 71
3-2-86	h	W 74- 63
3-7-86	h	L 69- 67
1-20-87	h	W 76- 67
2-25-87	a	L 77- 88
1-26-88	h	W 85- 76
3-5-88 (2ot)	a	L 94- 97
1-25-89	h	W 75- 74
3-4-89 (ot)	a	L 79- 81
1-25-90	a	L 90- 91
3-3-90	h	W 85- 69
1-24-91	h	W 89- 68
3-2-91	a	L 62- 69
2-5-92 (ot)	a	L 78- 95
3-8-92	h	L 101- 82
2-4-93	h	L 80- 83
3-7-93	a	W 66- 59
3-13-93	n3	W 69- 61
2-2-94	a	L 69- 88
3-5-94	h	W 90- 79
2-1-95	h	W 80- 50
3-4-95	a	L 63- 65
1-30-96	a	L 70- 73
3-3-96	h	W 87- 74
1-30-97	a	L 57- 70
3-1-97	h	L 53- 55
2-4-98	h	W 70- 52
3-1-98	a	L 62- 76
1-28-99	h	W 66- 62
2-28-99	a	L 64- 92
2-2-00	h	L 58- 70
3-4-00	h	W 85- 69
1-24-01	a	W 111-108
2-25-01	h	W 85- 64
1-5-02	h	L 76- 83
2-6-02	a	W 74- 50
2-5-03	a	L 67- 69
3-8-03	h	W 66- 56
1-27-04	h	W 76- 69
2-28-04	a	W 79- 60
2-8-05	a	W 70- 62
3-5-05	h	W 64- 56
1-21-06	h	L 63- 73
3-4-06	a	L 82- 95
1-6-07	a	L 74- 75
2-3-07	h	W 80- 62
2-14-08	a	L 67- 82
3-6-08	h	W 80- 75
1-25-09	a	L 59- 73
2-22-09	h	L 73- 81
3-12-09	h	W 86- 81
1-19-10	h	W 66- 64
3-2-10	a	L 80- 91
1-12-11	a	L 62- 87
2-5-11	h	L 56- 65
1-21-12	a	L 62- 64
2-21-12	h	L 37- 56
1-29-13	a	L 60- 63
2-14-13	h	L 53- 56
2-4-14	a	L 41- 45
2-22-14	h	L 55- 63
3-13-14 (ot)	n2	L 65- 69
2-16-15	h	L 63- 52
2-28-15 (ot)	a	L 63- 70
2-13-16	a	L 52- 66
2-23-16	h	W 75- 73
3-9-16 (ot)	n4	W 88- 85

1-12-17	h	W 75- 63
2-1-17	a	L 62- 74

h3-Crystal Palace; h4-City Auditorium; h7-Temporary Gym; h8-Naval Armory; h9-Heisman Gym; h10-The Omni; h12-Philips Arena; a1-Bon Secours Wellness Arena (Greenville, S.C.); n1-SIC Tournament (City Auditorium, Atlanta, Ga.); n2-ACC Tournament (Greensboro [N.C.] Coliseum); n3-ACC Tournament (Charlotte [N.C.] Coliseum); n4-ACC Tournament (Georgia Dome, Atlanta, Ga.)

Clemson YMCA (0-1)

Home: 0-0, Away: 0-1, Neutral: 0-0		
2-21-20	a	L 32- 40

Coastal Carolina (4-0)

Home: 4-0, Away: 0-0, Neutral: 0-0		
11-28-88	h	W 95- 65
12-19-89	h	W 109- 82
11-28-94	h	W 90- 78
12-17-97	h	W 100- 63

Colgate (1-0)

Home: 1-0, Away: 0-0, Neutral: 0-0		
12-23-15	h	W 76- 60

Colorado State (1-0)

Home: 1-0, Away: 0-0, Neutral: 0-0		
11-22-91	h	W 84- 67

*h-Preseason NIT second round

Columbia (1-0)

Home: 0-0, Away: 0-0, Neutral: 1-0		
12-11-76	n1	W 80- 79

n1-Marshall Invitational (Huntington, W.Va.)

Columbus Kinners (0-1)

Home: 0-0, Away: 0-1, Neutral: 0-0		
12-20-26	a	L 26- 35

Connecticut (2-2)

Home: 0-0, Away: 0-1, Neutral: 2-1		
11-26-03	n1	W 77- 61
4-5-04	n2	L 73- 82
2-11-07	n3	W 65- 52
2-9-08	a	L 68- 80

n1-Preseason NIT semifinals (Madison Square Garden, New York, N.Y.); n2-NCAA Final Four national championship game (Alamodome, San Antonio, Texas); n3-Georgia Dome, Atlanta, Ga.

Cornell (4-0)

Home: 3-0, Away: 1-0, Neutral: 0-0		
1-2-02	h	W 86- 68
1-8-03	h	W 81- 55
11-23-03	a	W 90- 69
11-13-15	h	W 116- 81

Crescent Athletic Club (0-1)

Home: 0-0, Away: 0-1, Neutral: 0-0		
1-1-30 (ext)	a	L 24- 28

Croatian National Team (1-0)

Home: 1-0, Away: 0-0, Neutral: 0-0		
11-16-94 (ext)	h	W 100- 61

CSKA Bulgaria (1-0)

Home: 1-0, Away: 0-0, Neutral: 0-0		
11-4-97 (ext)	h	W 96- 76

Davidson (9-3)

Home: 6-1, Away: 0-1, Neutral: 3-1		
2-17-25	h7	L 27- 36
12-19-46	h9	W 55- 41
12-14-49	h9	W 78- 59
12-29-51	n1	W 78- 60
12-3-57	h	W 74- 52
12-29-71	n1	L 66- 91
12-16-75	h	W 85- 60
1-3-76	n2	W 72- 68
12-15-76	h	W 59- 44
12-21-77	a	L 78- 79
11-24-00	h	W 92- 61
12-17-01	n2	W 83- 69

n1-Carolina Invitational (Charlotte [N.C.] Coliseum); n2-Charlotte [N.C.] Coliseum

Dayton (0-4)

Home: 0-1, Away: 0-2, Neutral: 0-1		
12-17-77	a	L 63- 65
11-19-09	n	L 59- 63
11-20-13	h	L 72- 82
12-23-14	a	L 61- 75

n1-O'Reilly Auto Parts Puerto Rico Tip-Off, San Juan, P.R.

Delaware State (3-0)

Home: 3-0, Away: 0-0, Neutral: 0-0		
12-6-97	h	W 84- 63
11-14-11	h	L 70- 52
11-11-13	h	W 68- 50

DePaul (2-2)

Home: 1-0, Away: 0-2, Neutral: 1-0		
2-2-79	a	L 71- 77
2-22-87	a	L 67- 84
2-6-88	h	W 71- 70
3-15-91	n	W 87- 70

n1-NCAA Midwest Regional first round (Univ. of Dayton Arena, Dayton, Ohio)

DePauw (1-1)

Home: 1-0, Away: 0-1, Neutral: 0-0		
12-28-26	a	L 28- 61
12-13-77	h	W 94- 54

Detroit (1-1)

Home: 0-0, Away: 0-1, Neutral: 1-0		
1-2-47	a	L 39- 48
12-28-57	n1	W 70- 66

n1-Motor City Classic (Detroit, Mich.)

Dixie Portland (1-0)

Home: 1-0, Away: 0-0, Neutral: 0-0		
12-30-26	h7	W 19- 18

Dixie Stars (1-0)

Home: 0-0, Away: 1-0, Neutral: 0-0		
12-28-28	a	W 53- 26

Duke (23-71)

Home: 15-27, Away: 5-35, Neutral: 3-9
All Home Games: 15-27
At McCamish Pavilion: 0-2
At AMC: 13-21
At The Omni: 1-0
At Philips Arena: 0-1
In Atlanta: 16-28
All Road Games: 5-35
At Cameron Indoor Stadium: 5-35
As ACC members: 19-58
In the ACC Tournament: 3-7
All Neutral Games: 3-9
As SIC members: 0-1
Under Whack Hyder: 2-3
Under Dwane Morrison: 0-7
Under Bobby Cremins: 16-29
Under Paul Hewitt: 3-19
Under Brian Gregory: 0-6
Under Josh Pastner: 0-1
Vs. Mike Krzyzewski: 19-60
Longest Winning Streak: 2 games (5 times)
Longest Losing Streak: 15 games (1997-2004)
Most Points Scored: 91 on 2-28-1988, 1-11-1990
Fewest Points Scored: 17 on 2-15-1922
Most Points Allowed: 110 on 1-4-2017
Fewest Points Allowed: 16 on 2-15-1922
Largest Margin of Victory: 11, three times
Largest Margin of Defeat: 53 on 1-4-2017
• Georgia Tech and Duke have met only once each of the past three seasons, including a 110-57 win over the Jackets last January in Durham, in which Tech surrendered an all-time series high in points and margin of defeat.
• Duke has won 34 of the last 37 games in the series, including the last 10 in a row.
• The Blue Devils won 11 of the last 13 meetings at Alexander Memorial Coliseum and posted a 21-13 lead over Tech in games played on the Jackets' former home court, as well as a 27-15 mark in games played in Atlanta. Duke has won on both of its visits to McCamish Pavilion.

SERIES HISTORY VS. ALL OPPONENTS

- Duke leads the overall series 71-23, and is 58-19 against Tech since the Jackets joined the ACC.
- Tech's best stretch of the series occurred between 1982 and 1989, with 10 wins in 17 meetings. Tech has never won more than two in a row.
- Tech is 19-60 against Duke teams coached by Mike Krzyzewski, 12-21 in games played in Atlanta.
- Tech has won just five of 40 games played at Cameron Indoor Stadium, the first four coming in (1959, 1984, 1987 and 1996). Tech's most recent win occurred on Mar. 3, 2004 in a 76-68 victory, which snapped a 41-game homecourt winning streak for the Blue Devils.
- Tech is 3-7 against the Blue Devils in ACC Tournament encounters. Tech defeated Duke on the way to each of its three tournament titles, including semifinal victories in 1985 and 1990 and a first-round triumph in 1993. The Blue Devils have defeated Tech three times in championship games (1986, 2005, 2010).

All-Time Series Results

2-15-22	h5	W	17- 16
3-1-30	n1	L	37- 44
2-13-40	h9	W	41- 35
1-18-46	h9	L	39- 54
2-12-46	a	L	51- 73
2-15-47	h9	L	54- 64
2-16-48	h9	L	55- 60
2-12-49	a	L	42- 53
12-10-55	a	L	66- 87
11-30-56	h	L	61- 71
12-1-59	a	W	59- 49
12-19-60	15/12 ..8/13	h	48- 61
1-27-73	h	W	88- 86
2-16-74	a	L	60- 70
2-22-75	a	L	86-107
1-9-76	h	L	71- 91
1-7-80	1/1	a	42- 55
1-21-80	5/5	h	49- 56
2-4-81	h	L	68- 82
2-21-81	a	L	56- 83
2-3-82	a	L	46- 47
2-20-82	h	W	87- 78
2-9-83	h	W	67- 66
2-26-83	a	L	81-106
1-30-84	h	L	68- 69
2-25-84	14/19	a	58- 56
3-9-84	16/nr	n2	63- 67
2-6-85	10/7 ..5/5	h	81- 71
2-23-85	8/9 ..6/5	a	72- 67
3-9-85	9/11 ..7/9	n3	75- 64
1-21-86	4/3 ..2/2	h	87- 80
2-9-86	2/2 ..4/2	a	59- 75
3-9-86	6/6 ..1/1	n2	67- 68
1-29-87	13/11	h	75- 66
2-21-87	17/18	a	79- 72
2-3-88	4/5	a	65- 78
2-28-88	20/16 ..5/5	h	91- 87
2-2-89	12/10	h	81- 76
2-20-89	11/12	a	66- 91
1-11-90	9/9 ..10/11	h	91- 96
1-28-90	13/11 ..8/7	a	86- 88
3-10-90	14/13 ..12/12	n4	83- 72
1-9-91	24/21 ..14/11	a	57- 98
1-30-91	23/22 ..7/7	h	75- 77
1-11-92	14/15 ..1/1	a	84- 97
2-12-92	nr/24 ..1/1	h	62- 71
3-14-92	1/1	n4	76- 89
1-10-93	10/11 ..1/1	h	80- 79
2-10-93	nr/24 ..3/3	a	73- 63
3-12-93	8/8	n4	69- 66
1-8-94	12/13 ..3/3	a	71- 88
2-8-94	2/2	h	63- 66
12-30-94	17/16 ..7/7	n5	69- 76
1-7-95	24/20 ..11/9	h	75- 68
2-9-95	18/15	a	70- 77
1-7-96	19/20	a	86- 81
2-7-96 (ot)	h	W	73- 71
1-5-97	13/11	h	56- 66
2-2-97	12/11	a	61- 70
2-1-98	1/1	a	69- 90
2-25-98	1/1	h	53- 76
1-6-99	2/2	a	58- 99
2-6-99	2/2	h	79- 87
1-12-00	6/7	a	52- 87
2-12-00	3/3	h	65- 84
1-20-01	2/2	h	77- 98
2-21-01	4/4	a	54- 98
1-10-02	2/1	a	79-104
2-9-02	1/1	h	63- 95
1-25-03	3/3	a	71- 91
2-26-03	6/5	h	58- 77
1-31-04	14/16 ..1/1	h	82- 74
3-3-04	19/22 ..3/3	a	76- 68

3-13-04	14/18 ..5/4	n2	L	71- 85
2-5-05	25/23 ..4/6	a	L	65- 82
2-23-05	7/10	h	L	56- 60
3-13-05	6/6	n6	L	64- 69
2-22-06	1/1	h	L	66- 73
1-10-07	11/11	h	W	74- 63
2-18-07	h	L	62- 71	
2-27-08	7/6	a	L	58- 71
3-14-08	7/7	n7	L	70- 82
1-14-09	3/2	h	L	56- 70
1-9-10	20/17 ..5/5	h	W	71- 67
2-4-10	21/19 ..10/9	a	L	67- 86
3-14-10	4/4	n2	L	61- 65
2-20-11	5/5	a	L	57- 79
1-7-12	5/3	h12	L	74- 81
1-17-13	3/3	a	L	57- 73
1-7-14	16/13	a	L	57- 79
2-18-14	5/6	h14	L	51- 68
2-4-15	4/5	a	L	66- 72
2-2-16	h14	L	71- 80	
1-4-17	8/8	a	L	57-110

Known as Trinity College until 1924

h5-Atlanta Athletic Club; h9-Heisman Gym; n1-SIC Tournament (City Auditorium, Atlanta, Ga.); n2-ACC Tournament (Greensboro [N.C.] Coliseum); n3-ACC Tournament (The Omni, Atlanta, Ga.); n4-ACC Tournament (Charlotte [N.C.] Coliseum); n5-Rainbow Classic (Special Events Center, Honolulu, Hawaii); n6-ACC Tournament (MCI Center, Washington, D.C.); n7-ACC Tournament (Bobcats Arena, Charlotte, N.C.)

Duquesne (2-0)

Home: 1-0, Away: 0-0, Neutral: 1-0

3-17-70	n1	W	78- 68
12-29-15	h14	W	73- 67

n1-NIT first round (Madison Square Garden, New York, N.Y.)

EA Sports All-Stars (1-0)

Home: 1-0, Away: 0-0, Neutral: 0-0

11-12-01 (exh)	h	W	112- 85
----------------	---	---	---------

East Carolina (3-1)

Home: 2-1, Away: 1-0, Neutral: 0-0

1-27-79 (ot)	h	L	64- 66
2-17-79	a	W	82- 68
1-4-89	h	W	92- 69
12-3-94	h	W	100- 74

East Tennessee State (4-2)

Home: 3-1, Away: 0-1, Neutral: 1-0

1-13-76	h	W	79- 54
12-18-76	h	W	62- 54
12-16-78	a	L	76- 86
3-15-90	n1	W	99- 83
12-7-13	h14	W	87- 57
11-22-15	h14	L	68- 69

n1-NCAA Southeast Regional first round (Thompson-Boling Arena, Knoxville, Tenn.)

Eastern Illinois (1-0)

Home: 0-0, Away: 0-0, Neutral: 1-0

11-22-01	n1	W	70- 65
----------	----	---	--------

n1-Las Vegas Invitational (Valley High School, Las Vegas, Nev.)

Elon (3-0)

Home: 3-0, Away: 0-0, Neutral: 0-0

1-22-03	h	W	66- 47
11-21-05	h	W	81- 69
11-10-06	23/21	h	83- 49

Evansville (0-1)

Home: 0-0, Away: 0-1, Neutral: 0-0

12-23-26	a	L	36- 38
----------	---	---	--------

Flagler (3-0)

Home: 3-0, Away: 0-0, Neutral: 0-0

12-1-80	h	W	87- 59
1-13-82	h	W	79- 71
12-12-83	h	W	95- 52

Florida (27-20)

Home: 17-5, Away: 7-12, Neutral: 3-3

2-3-23	h4	W	52- 20
1-7-29	h7	W	36- 19
1-8-29	h7	W	33- 26
2-24-29	n1	W	50- 24
1-14-31	a	L	31- 39
1-20-31	h7	W	32- 23
2-27-31	n1	L	48- 53
1-9-32	a	W	41- 32
2-17-32	h4	W	38- 23
1-4-36	a	L	25- 36
2-17-36	h8	W	39- 22
1-13-37	a	W	35- 25
2-15-37	h8	W	43- 37
2-17-38	h8	W	54- 40
2-4-39 (ot)	a	L	29- 33
1-15-40	h9	L	40- 45
2-1-46	h9	W	64- 53
2-23-46	a	W	58- 50
2-13-48	h9	W	65- 42
2-28-48	a	W	63- 55
2-10-49	h9	W	57- 49
2-26-49	a	W	66- 56
2-10-50	h9	W	69- 38
2-50-50	a	L	41- 59
1-13-51	h9	L	54- 56
2-16-52	a	L	73- 80
12-29-52	n2	L	60- 68
2-14-53	h9	L	65- 76
12-30-53	n2	L	59- 63
3-1-54	a	L	59- 67
2-28-55	h9	W	88- 68
2-27-56	a	L	48- 66
2-25-57	h	W	64- 57
2-24-58 (ot)	a	W	62- 61
2-23-59	h	W	76- 72
2-22-60 (ot)	a	W	69- 55
2-27-61	h	W	52- 50
2-26-62 (ot)	a	L	75- 82
12-28-62	n2	W	63- 61
2-25-63	h	W	89- 69
2-24-64	a	L	73- 92
12-28-70	n2	W	69- 58
12-16-72	a	L	69- 78
2-5-73 (ot)	h	L	85- 87
1-2-74	h	L	68- 70
1-2-75	a	L	69- 90
1-21-87	a1	L	69- 80

n1-SIC Tournament (City Auditorium, Atlanta, Ga.); n2-Gator Bowl Tournament (Jacksonville, Fla.); a1-Preseason NIT second round

Florida A&M (6-0)

Home: 5-0, Away: 0-0, Neutral: 0-0

12-1-92	h	W	112- 83
11-26-94	h	W	112- 56
2-5-00	h	W	89- 57
11-16-01	h	W	97- 62
11-14-09	22/20	h	100- 59
11-11-11	h13	W	92- 59

Florida State (29-39)

Home: 17-16, Away: 11-20, Neutral: 1-3

All Home Games: 17-16
At McComish Pavilion: 1-2
At AMC: 16-14
At Georgia Dome: 0-1
In Atlanta: 17-17
All Road Games: 11-20
At Tucker Center: 8-13
As ACC members: 19-25
In the ACC Tournament: 0-2
All Neutral Games: 1-3
As Metro Conference members: 1-3
Under Whack Hyder: 8-10
Under Dwane Morrison: 2-4
Under Bobby Cremins: 8-11
Under Paul Hewitt: 9-10
Under Brian Gregory: 1-4
Under Josh Pastner: 1-0
Vs. Leonard Hamilton: 9-13 (8-13 at FSU)

Longest Winning Streak: 5 games (1995-97)
Longest Losing Streak: 10 games (2007-15)
Most Points Scored: 111 on 2-11-1999
Fewest Points Scored: 53 on 2-14-15
Most Points Allowed: 108 on 2-19-72, 2-11-1999
Fewest Points Allowed: 55 on 1-19-1963

2-1-92	h	W	112- 83
11-26-94	h	W	112- 56
2-5-00	h	W	89- 57
11-16-01	h	W	97- 62
11-14-09	22/20	h	100- 59
11-11-11	h13	W	92- 59

Largest Margin of Victory: 31 on 1-30-2002

Largest Margin of Defeat: 58 on 2-19-1972

- Georgia Tech has won the last two meetings against Florida State, including a 78-56 victory last season at McComish Pavilion against a Seminole team ranked No. 6 in the nation. It snapped a five-game homecourt losing streak to FSU. The Jackets snapped a 10-game losing streak in the overall series with its 86-80 victory in Tallahassee last season.
- Tech and FSU have met just once each of the last seven seasons. The teams last met home-and-away in the same regular season in 2009-10.
- Going back to the team's March 6, 2004 meeting, 10 of the 18 games have been decided by four or fewer points.
- Since FSU joined the ACC, Tech is 19-25 against the Seminoles. Florida State won the first six in a row, Tech followed by winning five straight, and is 14-19 against the Seminoles since then.
- In those 44 games, 21 have been decided by four points or less, 32 by fewer than 10 points. One of those games went to double-overtime, which the Yellow Jackets won 111-108 on Feb. 11, 1999 in Tallahassee.
- Tech is 17-17 against the Seminoles in Atlanta, all but four of those games at Alexander Memorial Coliseum.
- Tech is 8-13 against Seminoles teams led by head coach Leonard Hamilton. Tech is 9-13 against Hamilton overall, with a victory over his Miami team in December of 1997.
- Tech is 11-20 in games played in Tallahassee, including an 8-12 mark at the Donald L. Tucker Civic Center, formerly known as the Tallahassee-Leon County Civic Center.
- Tech and Florida State were both members of the old Metro Conference from 1976-78, and the Seminoles won three of those four meetings.
- Florida State has won both ACC Tournament meetings between the schools, including a 64-62 win at the Georgia Dome in 2009.

All-Time Series Results

1-19-63	h7	W	70- 55	
2-15-64 (ot)	h	W	77- 73	
1-20-65	a	L	65- 72	
2-15-65	h	W	77- 76	
1-31-66	a	L	66- 71	
2-14-66	h	W	95- 88	
1-28-67	a	W	75- 68	
2-25-67	h	W	102- 84	
1-20-68	h	L	57- 73	
2-24-68	a	L	67- 72	
2-18-69	a	W	84- 76	
2-22-69	h	L	80- 98	
1-24-70	18/NR	h	83- 89	
2-21-70	8/11	a	80- 97	
1-23-71	a	W	85- 67	
2-8-71	h	L	76- 81	
1-22-72	h	L	69- 71	
2-19-72	14/11	a	50- 108	
3-3-77	n1	W	72- 67	
2-21-78	12/10	h	72- 78	
2-25-78	12/10	h	82- 85	
3-3-78	nr/18 ..11/11	n2	L	69- 71
1-23-79	a	L	73- 79	
2-10-79	h	W	75- 72	
1-23-92	18/17	h	79- 83	
2-15-92	23/21	a	L	67- 80
1-31-93	18/17 ..19/20	a	L	77- 96
3-4-93	11/11	h	82- 83	
1-29-94	21/19	h	73- 74	
3-2-94	a	L	68- 71	
1-29-95	21/21	a	W	81- 68
3-2-95	h	W	69- 67	
1-27-96	h	W	79- 58	
2-28-96	18/20	a	W	83- 68
1-15-97	h	W	71- 58	
2-9-97	h	L	62- 64	
1-18-98	17/16	h	L	67- 70

SERIES HISTORY VS. ALL OPPONENTS

12-20-09 (ot).....22/15.....h L	59-66
1-24-10.....19/18.....a L	66-68
2-10-11.....h L	63-72
2-1-12.....21/24.....a L	54-68
2-5-13.....h14 L	54-56
3-2-14.....a L	71-81
2-14-15.....h14 L	53-57
2-17-16.....a W	86-80
1-25-17.....6/6.....h14 W	78-56

n1-Metro Tournament (Mid-South Coliseum, Memphis, Tenn.); n2-Metro Tournament (Riverfront Coliseum, Cincinnati, Ohio); n3-ACC Tournament (Charlotte [N.C.] Coliseum); n4-ACC Tournament (Georgia Dome, Atlanta, Ga.)

Fordham (3-1)

Home: 2-0, Away: 0-1, Neutral: 1-0

2-15-90.....13/11.....n1 W	83-78
12-8-90.....20/20.....h W	92-72
12-29-11.....a L	66-72
12-29-12.....h14 W	73-48

n1-Madison Square Garden (New York, N.Y.)

Fort Benning (5-0)

Home: 3-0, Away: 2-0, Neutral: 0-0

2-10-22.....a W	24-23
1-3-32.....a W	42-21
1-27-37.....h W	70-26
1-24-42.....h W	53-44
2-2-43.....h W	65-40

Fort McPherson (1-0)

Home: 0-0, Away: 1-0, Neutral: 0-0

1-13-25 (2ot).....a W	28-26
-----------------------	-------

Francis Marion (2-0)

Home: 2-0, Away: 0-0, Neutral: 0-0

2-10-82.....h W	79-54
1-26-83.....h W	88-76

Franklin & Marshall (1-0)

Home: 0-0, Away: 1-0, Neutral: 0-0

1-4-30.....a W	51-36
----------------	-------

Furman (23-6)

Home: 14-2, Away: 9-4, Neutral: 0-0

1-21-21.....h4 W	44-24
1-12-24.....a L	37-42
12-15-47.....h9 L	53-54
1-13-48.....a W	65-64
12-18-48.....h9 W	64-49
12-10-49.....h9 W	87-56
12-9-50.....h W	87-50
1-31-53.....a L	93-111
2-11-54.....h9 L	67-114
1-13-55.....a L	95-111
1-18-56.....a W	85-75
12-6-56.....h W	93-74
1-2-58.....h W	74-64
12-13-58.....a W	82-77
12-3-59.....h W	91-63
12-3-60.....h W	80-54
12-29-61.....a1 W	72-65
12-3-62 (ot).....a W	80-79
12-4-63.....h W	92-69
1-9-65.....a W	96-85
2-8-66.....h W	110-68
1-10-67 (ot).....a L	68-69
1-17-68.....h W	68-61
1-28-69.....a W	72-63
1-15-70.....h W	88-61
2-27-71.....a W	81-66
12-22-71.....h W	108-91
12-29-75.....a1 W	98-81
12-19-94.....h W	94-73

a1-Poinsettia Tournament (Greenville, S.C.)

Gardner-Webb (1-0)

Home: 1-0, Away: 0-0, Neutral: 0-0

12-1-02.....h W	75-53
-----------------	-------

George Mason (1-0)

Home: 0-0, Away: 0-0, Neutral: 1-0

11-20-09.....n1 W	70-72
-------------------	-------

n1-O'Reilly Auto Parts Puerto Rico Tip-Off, San Juan, P.R.

George Washington (3-0)

Home: 1-0, Away: 1-0, Neutral: 1-0

1-2-88.....h W	86-57
12-3-88.....a W	94-64
3-18-05.....25/25.....n1 W	80-68

n1-NCAA Tournament first round (Gaylord Entertainment Center, Nashville, Tenn.)

Georgetown (2-4)

Home: 2-0, Away: 0-1, Neutral: 0-3

2-15-21.....a L	14-37
1-1-55.....n1 L	62-68
12-21-63.....h W	96-71
3-23-85.....6/6.....1/1.....n2 L	54-60
11-22-95.....25/20.....4/4.....n3 L	72-94
3-16-98 (ot).....h W	80-79

n1-Queen City Tournament (Buffalo, N.Y.); n2-NCAA East Regional final (Providence [R.I.] Civic Center); n3-Preseason NIT semifinals (Madison Square Garden, New York, N.Y.); *h-NIT second round

Georgia (105-88)

Home: 62-26, Away: 30-52, Neutral: 13-10

All Home Games: 62-26

AtAMC: 31-9

At McCamish Pavilion: 2-1

All Other Home Courts: 29-16

In Athens: 30-52

At Stegeman Coliseum: 5-26

All Neutral Games: 13-10

At The Omni: 8-6

In Atlanta: 69-33

As SEC members: 55-29

As SIC members: 11-11

Under Whack Hyder: 38-21

Under Dwane Morrison: 6-10

Under Bobby Cremins: 10-10

Under Paul Hewitt: 4-7

Under Brian Gregory: 4-1

Under Josh Pastner: 0-1

Vs. Mark Fox: 4-4

Longest Winning Streak: 10 games (1958-61)

Longest Losing Streak: 7 games (1909-21, 1980-84)

Most Points Scored: 112 on 12-19-1990

Fewest Points Scored: 8 on 2-14-1914

Most Points Allowed: 105 on 12-19-1990

Fewest Points Allowed: 11 on 3-17-1906

Largest Margin of Victory: 38 on 12-5-2004

Largest Margin of Defeat: 69 on 1-22-1909

• Georgia has won the last two games in the series, a 60-43 decision in December of this season at McCamish Pavilion and a 75-61 loss in the teams' last meeting in Athens in December of 2015.

• Prior to that, Georgia Tech had won four consecutive games over Georgia for the first time since winning 10 in a row over the Bulldogs, the longest for either team in the series, from December of 1958 to February of 1961.

• Tech snapped a 13-game losing streak in games played at Stegeman Coliseum with a 68-56 win over Georgia on Dec. 7, 2011. It was Tech's first win in Athens since Nov. 26, 1976, a stretch that spanned three Tech coaches - Dwane Morrison (0-for-his-last-4), Bobby Cremins (0-4) and Paul Hewitt (0-5).

• With Tech's 80-71 win in the Nov. 15, 2013 contest in Athens, the Yellow Jackets won back-to-back in Athens for the first time since winning three in a row from 1959-61.

• Georgia Tech leads the overall series 105-88 and has played the Bulldogs more than any other opponent in its basketball history.

• The series has been played alternately on the respective schools' campuses since the 1995-96 season. Georgia holds an 12-10 lead over that period.

• In the 22 on-campus meetings since 1995, Georgia has won three times in Atlanta, and Tech has won twice in Athens.

• Before that December, 1995 meeting in Athens, the teams played 14 straight years at the Omni in downtown Atlanta, which was located on the site of the current Philips Arena. Tech went 8-6 against the Bulldogs in the facility, including eight of the last 10 before the neutral series ended. The teams have played on neutral sites other than the SEC or Southern Intercollegiate Championships only one other time, that coming at the 1960 Gator Bowl Tournament in Jacksonville, Fla.

• Tech is 4-4 against Georgia teams coached by Mark Fox, who won his first two encounters against the Jackets.

• Tech and Georgia were both charter members of the Southeastern Conference, and the Yellow Jackets went 55-29 against the Bulldogs in the SEC before leaving the conference after the 1963-64 season.

• Tech is 35-32 against Georgia since leaving the SEC.

All-Time Series Results

3-10-06.....h W	27-13
3-17-06 (ot).....h1 W	13-11
1-22-09.....a L	9-78
1-29-09.....h2 L	13-69
2-15-13.....a L	12-71
2-28-13.....h3 L	20-35
2-14-14.....a L	8-58
2-26-14.....h3 L	24-29
2-27-21.....n1 L	21-26
2-28-23.....n1 W	27-22
1-31-25.....h7 W	30-25
2-21-25.....a L	24-34
1-8-26.....h7 W	35-30
1-30-26.....a L	29-33
2-20-26.....h4 L	19-34
1-15-27 (ot).....a W	36-35
1-29-27.....h4 W	33-27
2-19-27.....a W	36-25
1-14-28.....h7 L	30-33
1-28-28.....a W	36-35
2-18-28.....h4 W	28-26
1-26-29.....h4 W	38-37
2-25-29.....a L	25-27
1-18-30.....h7 L	23-26
1-25-30.....h4 L	23-25
2-22-30.....h4 L	31-35
1-17-31.....a L	30-39
1-31-31.....h7 W	37-19
2-14-31.....a L	15-44
1-30-32.....h4 W	30-20
2-6-32.....a L	15-25
2-20-32.....h4 W	25-22
1-14-33.....a L	25-30
1-28-33.....h4 W	26-16
2-18-33.....a W	32-30
1-13-34.....a W	33-25
1-27-34.....h4 L	33-37
2-17-34.....h4 L	27-28
3-2-34.....n2 L	19-33
1-19-35.....a L	23-33
2-2-35.....h4 W	32-27
2-23-35 (ot).....a W	49-39
2-1-36.....h8 W	29-21
2-22-36.....a W	24-22
1-30-37.....a W	34-20
2-20-37.....h8 W	42-22
1-29-38.....h W	51-28
2-19-38.....a W	29-27
1-28-39.....a L	26-32
2-18-39.....h9 L	29-41
1-27-40.....h9 L	31-46
2-17-40.....a L	31-40
2-7-41.....a L	26-31
2-20-41.....h9 W	52-44
2-19-42.....h9 W	49-29
2-21-42.....a L	37-38
2-18-43.....a W	58-31
2-20-43.....h9 W	39-20
2-12-44.....a W	42-39
2-19-44.....h9 W	71-44
2-9-45.....h9 W	70-38
2-24-45.....a W	69-42
3-1-45.....n3 W	68-49
2-6-46.....a L	40-50
2-15-46.....h9 L	43-46
2-28-46.....n3 L	30-36
2-4-47.....a W	51-44
2-19-47.....h9 W	70-46
2-4-48.....a W	68-58
2-12-48.....a W	73-64
2-18-48.....a L	58-65
3-5-48.....n3 W	60-57
1-26-49 (ot).....h9 L	60-74
2-2-49.....a W	56-49
2-16-49.....h9 W	60-58
1-25-50.....a L	55-67
2-1-50.....h9 W	56-51
2-15-50 (ot).....a L	72-73
1-9-51.....h9 W	56-50
1-20-51.....a L	66-77
2-7-51.....h9 L	53-54
2-6-52.....a L	64-72
2-23-52.....h9 W	79-73
12-30-52.....n4 W	71-54
1-6-53.....a L	57-70
2-4-53.....h9 W	78-73
12-28-53.....n4 L	64-66
2-17-54.....a L	61-69
2-27-54.....h9 W	80-63
1-24-55.....a L	66-70
2-17-55.....h9 W	75-54
2-26-55 (2ot).....h9 L	66-67
12-17-55.....h9 W	75-62
2-16-56 (ot).....a W	72-68
2-25-56.....a W	81-72

12-18-56.....h W	80-58
2-14-57.....a W	67-65
2-23-57.....h W	74-60
12-19-57 (ot).....h L	68-69
1-20-58.....h W	72-59
2-22-58.....a L	59-62
12-11-58.....h W	73-66
1-7-59.....a W	66-62
2-21-59.....h W	82-62
12-31-59.....10/17.....h W	83-65
1-13-60.....6/6.....h W	80-64
2-20-60.....6/8.....a W	69-68
12-1-60.....h W	74-56
12-29-60.....n4 W	54-51
1-11-61 (ot).....a W	89-80
2-25-61.....h W	83-71
1-3-62.....h L	67-70
1-11-62.....h W	68-62
2-24-62.....a L	61-68
1-9-63.....7/7.....a W	72-70
2-23-63 (ot).....nr/10.....h W	66-58
12-2-63.....h W	73-65
1-21-64.....h W	71-55
2-22-64.....a L	68-81
12-19-64.....a L	66-79
2-9-65.....h W	73-62
2-20-65.....a L	66-91
1-29-65.....h L	65-76
1-19-66.....h W	89-56
2-26-66.....a L	61-67
12-7-66.....h L	87-89
1-21-67.....h W	79-53
2-15-67.....a W	87-79
12-7-67.....h W	86-78
2-15-68.....a L	76-89
12-5-68.....h L	74-84
2-13-69.....h W	73-66
12-3-69.....h W	92-80
2-4-70.....a L	69-74
12-4-71.....a W	97-88
2-3-71.....h W	90-77
2-2-72.....h W	82-78
3-7-72.....a L	78-93
1-31-73.....a L	78-87
3-6-73.....h W	77-67
1-16-74.....h L	66-75
3-7-74 (ot).....nr/10.....a W	97-95
11-29-75.....a L	67-86
3-5-75.....a L	73-77
11-28-75.....h W	59-57
1-6-76.....a L	63-69
11-26-76.....a W	64-43
1-27-77.....h L	51-60
11-25-77.....h W	75-58
1-11-78.....h L	64-68
12-1-78.....h W	75-51
2-13-79.....a L	55-56
12-15-79.....a L	59-66
2-18-80.....h W	40-38
12-6-80.....h L	38-55
12-30-80.....a L	51-65
12-4-81.....a L	61-62
12-28-81.....n5 L	42-53
12-4-82.....n5 L	67-82
12-2-83.....13/na.....n5 L	62-64
12-11-84.....12/14.....n5 L	59-60
12-7-85.....5/4.....n5 W	89-65
12-3-86.....15/nr.....n5 W	72-66
12-5-87.....n5 W	78-77
12-17-88.....11/11.....n5 L	69-80
12-16-89.....15/16.....n5 W	92-89
12-19-90 (3ot).....17/13.....n5 W	112-105
12-18-91.....13/13.....n5 L	65-66
12-16-92.....17/16.....n5 W	75-67
12-15-93.....14/14.....n5 W	72-69
12-14-94.....14/13.....n5 W	86-78
12-13-95.....19/20.....a L	70-94
12-3-96.....h W	62-61
12-23-97.....nr/23.....a L	71-77
12-13-98 (ot).....h W	84-79
12-8-99.....a L	68-70
12-6-00.....a L	70-75
12-9-01.....h W	82-95
11-27-02.....17/18.....h W	83-77
1-3-04 (2ot).....4/4.....a L	80-83
12-5-04.....4/4.....h W	87-49
12-7-05.....a L	75-91
12-22-06.....h W	78-69
1-9-08.....h W	72-79
1-6-09.....h W	67-62
1-5-10.....20/17.....a L	66-73
12-7-10.....h L	72-73
12-7-11.....a W	68-56
12-4-12.....h14 W	62-54

HISTORY

SERIES HISTORY VS. ALL OPPONENTS

11-15-13.....a W 80- 71
 11-14-14.....h14 W 80- 73
 12-19-15.....a L 61- 75
 12-20-16.....h14 L 43- 60

h1-Peachtree Auditorium; h2-Cable Piano Company; h3-Crystal Palace; h4-City Auditorium; h7-Temporary Gym; h8-Naval Armory; h9-Helsman Gym; n1-SIC Tournament (City Auditorium, Atlanta, Ga.); n2-SEC Tournament (City Auditorium, Atlanta, Ga.); n3-SEC Tournament (Louisville, Ky.); n4-Gator Bowl Tournament (Jacksonville, Fla.); n5-The Omni, Atlanta, Ga.

Georgia Medical College (2-0)

Home: 1-0, Away: 1-0, Neutral: 0-0
 1-15-44.....h9 W 68- 28
 2-6-44.....a W 68- 45

Georgia Pre-Flight (2-2)

Home: 2-0, Away: 0-2, Neutral: 0-0
 1-21-44.....h9 W 34- 18
 1-28-44.....a L 34- 43
 1-10-45.....h9 W 41- 36
 1-17-45.....a L 36- 52

Georgia Southern (3-2)

Home: 2-1, Away: 1-0, Neutral: 0-1
 12-29-53.....n1 L 80-101
 12-1-58.....h L 64- 72
 2-13-60.....6/8.....h W 66- 53
 2-13-82.....a W 55- 40
 1-28-98.....h W 77- 45

Formerly Georgia Teachers College
n1-Gator Bowl Tournament (Jacksonville, Fla.)

Georgia State (17-2)

Home: 16-1, Away: 1-1, Neutral: 0-0
 2-17-70.....h W 101- 62
 3-10-73.....a L 73- 77
 2-2-74.....h W 73- 61
 12-13-74.....h W 80- 74
 1-21-76.....h L 62- 69
 1-10-77.....h W 74- 54
 12-3-77.....h W 82- 55
 2-27-82.....h W 74- 73
 1-19-83.....h W 64- 60
 2-3-87.....h W 98- 74
 1-12-88.....h W 111- 82
 1-10-89.....19/16.....h W 121- 86
 11-24-89.....21/19.....h W 108- 83
 12-14-91.....13/13.....h W 90- 72
 12-12-92.....13/15.....h W 102- 79
 12-4-93.....16/17.....h W 95- 65
 11-16-06.....23/21.....h W 103- 74
 12-5-07.....a W 72- 67
 12-17-08.....h W 84- 64

Gonzaga (0-1)

Home: 0-0, Away: 0-0, Neutral: 0-1
 12-18-04.....3/3...22/.....n1 L 73- 85

n1-Las Vegas Showdown (Thomas & Mack Center, Las Vegas, Nev.)

Grambling State (1-0)

Home: 0-0, Away: 0-0, Neutral: 1-0
 11-24-99.....n1 W 100- 88

n1-Great Alaska Shootout (Sullivan Arena, Anchorage, Alaska)

Grayson Athletic Club (1-0)

Home: 1-0, Away: 0-0, Neutral: 0-0
 1-27-32.....h4 W 52- 27

Green Bay (1-0)

Home: 1-0, Away: 0-0, Neutral: 0-0
 11-19-15.....h14 W 107- 77

Hamline (0-1)

Home: 0-0, Away: 0-0, Neutral: 0-1
 12-31-47.....n1 L 35- 52

n1-All-College Tournament (Oklahoma City, Okla.)

Harvard (1-0)

Home: 1-0, Away: 0-0, Neutral: 0-0
 12-28-00.....h W 90- 59

University of Havana (1-1)

Home: 0-0, Away: 1-1, Neutral: 0-0
 12-30-25 (ext).....a W 18- 5
 1-2-26 (ext).....a L 10- 16

Havana Yacht Club (1-1)

Home: 0-0, Away: 1-1, Neutral: 0-0
 12-29-25 (ext).....a L 28- 29
 12-31-25 (ext-0).....a W 31- 25

Hawai'i (2-2)

Home: 2-0, Away: 0-2, Neutral: 0-0
 1-25-69.....h W 85- 59
 2-19-71.....a L 61- 63
 2-20-71.....a L 62- 91
 1-6-73 (ot).....h W 85- 82

Hofstra (2-1)

Home: 1-0, Away: 0-0, Neutral: 1-1
 12-26-96.....n1 W 58- 47
 12-26-98.....n1 L 42- 61
 11-20-03.....h W 75- 56

*n1-ECAC Holiday Festival (Madison Square Garden, New York, N.Y.); *h-Preseason NIT second round*

Houston (2-0)

Home: 0-0, Away: 0-0, Neutral: 2-0
 12-28-88.....17/17.....n1 W 87- 78
 3-19-92.....n2 W 65- 60
 3-16-16.....h14 W 81- 62

*n1-Rainbow Classic (Blaisdell Center, Honolulu, Hawaii); n2-NCAA Midwest Regional first round (Bradley Center, Milwaukee, Wis.); *Post-season NIT*

Howard (3-0)

Home: 2-0, Away: 1-0, Neutral: 0-0
 12-4-48.....a W 62- 42
 1-3-57.....h W 95- 54
 1-2-91.....24/nr.....h W 84- 77

Idaho State (3-1)

Home: 0-0, Away: 0-0, Neutral: 3-1
 12-28-54 (ot).....n1 W 72- 69
 12-28-56.....20/nr.....n2 W 75- 72
 12-10-76.....n3 L 72- 88
 12-18-00.....n4 W 78- 56

n1-Queen City Tournament (Buffalo, N.Y.); n2-All-College Tournament (Oklahoma City, Okla.); n3-Marshall Invitational (Huntington, W.Va.); n4-Stanford Invitational (Stanford, Calif.)

Illinois (2-7)

Home: 1-1, Away: 0-2, Neutral: 1-4
 12-30-66.....n1 L 71- 83
 12-28-67.....n2 L 54- 65
 3-21-85.....6/6...12/10.....n3 W 61- 53
 3-1-86.....4/3.....h10 L 57- 59
 12-29-88.....17/17...4/4.....n4 L 75- 80
 1-22-89 (2ot).....nr/20.....a L 92-102
 11-23-01.....3/2.....n5 L 66-105
 11-28-12.....a L 62- 75
 12-3-13.....h14 W 67- 64

n1-Bruin Classic (Pauley Pavilion, Los Angeles, Calif.); n2-Chicago Classic, Chicago, Ill.; n3-NCAA East Regional semifinal (Providence [R.I.] Civic Center); n4-Rainbow Classic (Blaisdell Center, Honolulu, Hawaii); n5-Las Vegas Invitational (Valley High School, Las Vegas, Nev.)

Illinois-Chicago (1-2)

Home: 0-2, Away: 1-0, Neutral: 0-0
 11-22-04.....3/3.....a W 60- 59
 11-25-05.....h L 51- 73
 12-14-08.....h L 60- 66

Indiana (1-2)

Home: 1-0, Away: 0-1, Neutral: 0-1
 12-29-69.....n1 L 65- 87
 11-27-07.....a1 L 79- 83
 3-14-17.....h14 W 75- 63

*a1-ACC/Big Ten Challenge; n1-Bruin Classic (Pauley Pavilion, Los Angeles, Calif.); *Post-season NIT*

Indiana U. of Pennsylvania (1-0)

Home: 1-0, Away: 0-0, Neutral: 0-0
 11-8-09 (ot) (ext).....h W 84- 76

IUPUI (0-1)

Home: 0-1, Away: 0-0, Neutral: 0-0
 12-29-01.....h L 92- 98

176th Infantry (0-2)

Home: 0-1, Away: 0-1, Neutral: 0-0
 2-11-44.....h9 L 52- 55
 2-18-44.....a L 42- 64

Iona (2-1)

Home: 0-0, Away: 0-0, Neutral: 2-1
 1-4-83.....n1 L 58- 81
 2-8-89.....20/20.....n2 W 78- 69
 12-27-98.....n3 W 72- 65

n1-Brendan Byrne Arena, East Rutherford, N.J.; n2-Madison Square Garden, New York, N.Y.; n3-ECAC Holiday Festival (Madison Square Garden, New York, N.Y.)

Iowa (1-1)

Home: 0-0, Away: 1-1, Neutral: 0-0
 11-28-00.....a1 L 67- 85
 3-24-03.....a2 W 79- 78

a1-ACC-Big Ten Challenge (Iowa City, Iowa); a2-NIT second round (Iowa City, Iowa)

Iowa State (1-0)

Home: 0-0, Away: 0-0, Neutral: 1-0
 3-18-88.....n1 W 90- 78

n1-NCAA East First Round (Hartford [Conn.] Civic Center)

IPFW (1-0)

Home: 1-0, Away: 0-0, Neutral: 0-0
 11-21-14.....h14 W 78- 69

Islay Dairy (1-0)

Home: 0-0, Away: 1-0, Neutral: 0-0
 12-24-26.....a W 29- 24

Jackson State (2-0)

Home: 2-0, Away: 0-0, Neutral: 0-0
 12-1-87.....h W 79- 71
 11-13-06.....23/21.....h W 100- 70

Jacksonville (5-5)

Home: 3-2, Away: 1-2, Neutral: 1-1
 2-6-67.....a W 81- 71
 1-8-68.....a L 53- 63
 2-12-68.....h W 97- 77
 1-6-69.....h L 62- 71
 2-8-69.....a L 67- 73
 2-26-70.....6/6.....h L 81- 86
 12-27-80.....n1 L 41- 64
 12-21-85.....7/7.....n1 W 72- 53
 12-22-05.....h W 92- 67
 11-28-08.....h W 79- 76

n1-Gator Bowl Tournament (Jacksonville, Fla.)

Jacksonville YMCA (1-0)

Home: 0-0, Away: 1-0, Neutral: 0-0
 12-31-23.....a W 32- 31

James Madison (2-0)

Home: 2-0, Away: 0-0, Neutral: 0-0
 11-20-91.....23/24.....h W 93- 69
 12-15-04.....3/3.....h W 72- 47

**h-Preseason NIT first round*

Kansas (1-5)

Home: 0-2, Away: 0-2, Neutral: 1-1
 1-12-71.....h L 71- 84
 2-7-72.....a L 65- 93
 11-27-99.....10/11.....n1 L 70- 84
 3-28-04 (ot).....14/15...16/14.....n2 W 79- 71
 1-1-05 (ot).....9/9...2/2.....a L 68- 70
 12-18-07.....3/3.....h L 66- 71

Kennesaw State (3-1)

Home: 3-0, Away: 0-1, Neutral: 0-0
 11-6-04 (ext).....h W 80- 60
 12-22-09.....v22.....h W 80- 55
 11-15-10.....a L 63- 80
 12-16-13.....h14 W 74- 57

Kentucky State (1-0)

Home: 1-0, Away: 0-0, Neutral: 0-0
 1-30-10.....22/22.....h W 98- 50

Kentucky (15-56)

Home: 10-19, Away: 4-31, Neutral: 1-6
 2-23-24.....a1 L 27- 33
 2-6-25.....h7 L 16- 18
 1-16-26.....a2 L 24- 25
 1-22-27.....h7 W 48- 16
 2-11-28.....a2 W 35- 31
 1-16-29.....h7 W 33- 19
 2-8-30.....a2 L 19- 39
 2-7-31.....a2 L 34- 38
 2-17-31.....h7 L 16- 35
 2-11-33.....a2 L 22- 45
 2-10-34.....a2 L 25- 49
 2-9-35.....a2 L 30- 57
 3-2-37.....n1 L 30- 40
 2-19-40.....h9 W 44- 39
 1-20-41.....h9 L 37- 47
 2-17-41.....a2 L 41- 60
 1-20-42.....h9 L 53- 63
 2-16-42.....a2 L 51- 57
 1-19-43.....h9 L 36- 38
 2-15-43.....a2 L 31- 58
 1-22-45.....h9 L 58- 64
 2-3-45.....a2 L 32- 51
 1-21-46.....h9 L 43- 68
 1-28-46.....h9 L 26- 54
 1-20-47.....h9 L 47- 70
 2-22-47.....a2 L 46- 83
 3-1-47.....n2 L 53- 75
 1-19-48.....h9 L 56- 71
 2-21-48.....a2 L 54- 78
 3-6-48.....n2 L 43- 54
 1-17-49.....h9 L 45- 66
 2-19-49.....a2 L 32- 78
 1-16-50.....2/na.....h9 L 47- 61
 2-18-50.....5/na.....a2 L 62- 97
 1-22-51.....2/2.....h9 L 61- 82
 2-9-51.....1/1.....a3 L 42- 75
 3-2-51.....1/1.....n2 L 56- 82
 1-21-52.....3/3.....h9 L 51- 96
 2-9-52.....1/1.....a3 L 42- 93
 2-28-52.....1/1.....n2 L 59- 80
 1-9-54.....1/1.....a3 L 53- 105
 2-2-54.....1/1.....n3 L 48- 99
 1-8-55.....1/1.....a3 W 59- 58
 1-31-55.....1/1.....h9 W 65- 59
 1-7-56.....6/6.....a3 L 51- 104
 1-30-56.....3/4.....h9 L 62- 84
 1-5-57.....3/3.....a3 L 72- 95
 1-28-57.....5/3.....h L 65- 76
 1-4-58.....10/15.....a3 L 60- 76
 1-27-58.....9/12.....h W 71- 52
 1-3-59.....1/1.....a3 L 62- 72
 1-26-59.....1/1.....h L 70- 94
 1-2-60.....10/17...13/14.....a3 W 62- 54
 1-25-60.....6/6...16/15.....h W 65- 44
 1-7-61.....a3 L 79- 89
 1-30-61.....h W 62- 60
 1-6-62.....3/5.....a3 L 70- 89
 1-29-62.....2/3.....h L 62- 71
 1-5-63 (2ot).....nr/13...6/7.....a3 W 86- 85
 1-28-63.....6/6.....h W 66- 62
 1-4-64.....1/1.....h W 76- 67
 1-25-64.....5/4.....a3 L 62- 79
 12-19-75.....20/nr.....a3 L 64- 66
 12-21-91.....13/13...8/9.....n4 W 81- 80
 12-5-92.....13/15...5/5.....a L 87- 96
 12-9-95.....16/15...5/5.....a L 60- 83
 12-21-96.....3/3.....h11 L 59- 88
 12-13-97.....24/23...4/5.....a L 71- 85
 12-19-98.....3/4.....h11 L 39- 80
 1-5-00.....24/24.....a4 L 71- 80
 12-9-00.....h12 W 86- 84

*a-Rupp Arena; a1-Buell Armory; a2-Alumni Gym; a3-Memorial Coliseum; a4-Freedom Hall, Louisville, Ky.; n1-SEC Tournament (Knoxville, Tenn.); n2-SEC Tournament (Louisville, Ky.); n3-Louisville, Ky.; n4-Kuppenheimer Classic (The Omni, Atlanta, Ga.); *n1-Delta Classic (Georgia Dome, Atlanta, Ga.); *n12-Delta Classic (Philips Arena, Atlanta, Ga.)*

HISTORY

SERIES HISTORY VS. ALL OPPONENTS

Knights of Columbus (0-1)

Home: 0-0, Away: 0-1, Neutral: 0-0
12-30-30.....a L 24- 29

Lafayette (3-0)

Home: 3-0, Away: 0-0, Neutral: 0-0
12-10-94.....17/15.....h W 112- 84
1-2-00.....h W 75- 64
12-28-04.....9/9.....h W 92- 58

LaGrange YMCA (1-0)

Home: 0-0, Away: 1-0, Neutral: 0-0
12-23-28.....a W 33- 31

LaSalle (1-1)

Home: 0-0, Away: 0-1, Neutral: 1-0
12-22-48.....a L 59- 67
3-20-71.....n1 W 70- 67
n1-NIT first round (Madison Square Garden, New York, N.Y.)

LeMoyne (2-0)

Home: 2-0, Away: 0-0, Neutral: 0-0
11-14-04 (exh).....h W 103- 66
11-7-08 (exh).....h W 85- 54

Lithuanian National Team (1-0)

Home: 1-0, Away: 0-0, Neutral: 0-0
11-22-93 (exh).....h W 88- 68

Long Island (0-1)

Home: 0-0, Away: 0-0, Neutral: 0-1
2-20-48.....n1 L 60- 74
n1-Madison Square Garden, New York, N.Y.

Loraine Lions Club (1-0)

Home: 0-0, Away: 1-0, Neutral: 0-0
12-25-26.....a W 26- 25

Louisiana-Lafayette (1-0)

Home: 1-0, Away: 0-0, Neutral: 0-0
11-18-03.....h W 79- 45
*h-Preseason NIT first round

Louisiana State (14-21)

Home: 7-5, Away: 6-11, Neutral: 1-5
2-10-27.....a L 27- 29
2-26-32.....n1 L 33- 36
2-14-38.....a L 35- 47
2-9-39.....h9 W 37- 35
2/2-40.....a W 34- 33
2-10-41.....a L 41- 43
2-6-42.....a L 41- 54
2-5-43.....h9 W 45- 44
1-10-48.....a W 52- 40
1-26-48.....h L 46- 54
1-8-49.....a L 59- 65
2-7-49.....h9 L 63- 72
3-3-49.....n2 L 53- 55
1-6-50.....a L 52- 63
2-6-50.....h9 W 85- 58
1-5-51.....a L 49- 68
2-4-52.....h9 L 51- 73
2-21-53.....a L 52- 76
2-13-54.....17/12.....h9 L 54- 89
2-12-55 (ot).....a W 79- 72
2-13-56.....h9 W 97- 74
2-11-57.....a W 87- 60
2-10-58.....19/nr.....a W 88- 61
2-9-59.....a W 64- 63
2-8-60.....6/6.....h W 76- 56
2-11-61.....a L 50- 63
2-10-62.....h L 51- 52
2-9-63.....6/6.....a L 54- 56
2-7-64.....h W 51- 49
3-20-86.....6/6.....n3 L 64- 70
12-14-86.....15/nr.....a L 49- 52
3-13-87.....n4 L 79- 85
12-16-87.....9/7.....h10 W 87- 70
3-17-90.....9/7.....19/nr.....n5 W 94- 91
11-20-11.....n6 L 50- 59
n1-SEC Tournament (City Auditorium, Atlanta, Ga.); n2-SEC Tournament (Louisville, Ky.); n3-NCAA Southeast Regional semifinal (The Omni, Atlanta, Ga.); n4-NCAA Midwest Regional first round (Rosemont Horizon, Chicago, Ill.); n5-NCAA Southeast Regional second round (Thompson-Boling Arena, Knoxville, Tenn.); n6-Charleston Classic (TD Arena, Charleston, S.C.)

Louisville (13-19)

Home: 7-6, Away: 4-10, Neutral: 2-3
All Home Games: 7-6
At McCamish Pavilion: 0-3
At AMC: 4-2
In Atlanta: 7-5
All Road Games: 4-9
At KFC Yum! Center: 0-1
At Freedom Hall: 3-8
At Louisville Convention Center: 1-1
As ACC members: 0-4
In the ACC Tournament: 0-0
As Metro Conference members: 2-2
All Neutral Games: 2-3
Under Roy McArthur: 0-1
Under Whack Hyder: 3-6
Under Dwane Morrison: 2-2
Under Bobby Cremins: 8-5
Under Paul Hewitt: 0-1
Under Brian Gregory: 0-3
Under Josh Pastner: 0-1
Vs. Rick Pitino: 0-5 at Louisville (1-8 overall)
Vs. Denny Crum: 10-7
Longest Winning Streak: 4 games (1990-92)
Longest Losing Streak: 4 games (2014-present)
Most Points Scored: 94 on 2-10-1990 and 12-20-1997
Fewest Points Scored: 48 on 12-27-1965
Most Points Allowed: 91 on 2-25-1977
Fewest Points Allowed: 50 on 2-17-1962
Largest Margin of Victory: 13 on 2-24-1991
Largest Margin of Defeat: 22 on 12-18-1950 and 3-20-2005

• Of the four most recent newcomers of the expanded ACC, Tech has the longest history with Louisville, meeting 29 times prior to the Cardinals joining the conference.

• Louisville has won all four games between the two teams as ACC brethren, the first three by a combined eight points before a 65-50 Cardinal victory at McCamish Pavilion, the only meeting between the two teams last season. Three of the four conference meetings have taken place at McCamish Pavilion; Tech lost its only game at the KFC Yum! Center, 56-53, on March 1, 2016.

• Tech went 3-6 against the Cardinals with Whack Hyder as its head coach, all of those games between 1958 and 1965.
• After a 12-year hiatus, Tech was 2-2 vs. Louisville when both teams were members of the Metro Conference in the late 1970s. Dwane Morrison was the Yellow Jackets' head coach for all those games, and Denny Crum was on the Cardinals' bench.

• After another long break, the teams met 13 times between 1988 and 1999, with Bobby Cremins and Crum on the opposing benches in all those games. The Yellow Jackets went 8-5 against the Cardinals during this time. Three of the meetings took place at Alexander Memorial Coliseum, and six at Freedom Hall.

• The other four were played at the Georgia Dome. Tech won three of those, including the first-ever college basketball game played in the facility, and before the largest crowd ever to witness a college game in the state of Georgia at the time (28,885). That game will be forever remembered in Tech lore after the James Forrest launched a half-court heave that dropped through the net at the buzzer for an 87-85 Yellow Jacket victory.

• The teams have met seven times when both were ranked among the nation's top 25 teams, and Tech has won four of those meetings.

• Tech coach Josh Pastner went 2-2 against Louisville during his seven-year stint as the head coach at Memphis and is now 3-2 against the Cardinals.

• Tech faced Rick Pitino once as the Louisville head coach prior to the Cardinals' entry into the ACC, a 76-54 UofL win in the second round of the 2005 NCAA Tournament in Nashville, Tenn. The Yellow Jackets were 1-4 against Kentucky teams coached by Pitino, including an 81-80 victory over the Wildcats at Philips Arena on Dec. 21, 1991.

All-Time Series Results

12-18-50.....a L 57- 79
12-6-58.....a L 57- 71
12-5-59.....h W 68- 56
12-12-60.....a1 L 65- 74
2-17-62.....h W 59- 50
2-16-63.....10/9.....h L 73- 78
1-18-64.....a2 L 59- 68
12-29-64.....n1 L 71- 77
1-16-65.....a2 W 66- 63
12-27-65.....n2 L 48- 54
2-25-77.....10/10.....a L 80- 91
3-4-77.....10/9.....n3 W 56- 55
1-14-78.....9/8.....a L 84- 90

2-14-78.....h W 69- 59
1-6-88.....a W 62- 61
1-15-89.....19/16.....9/9.....h L 65- 67
2-10-90.....16/15.....15/14.....a W 94- 84
2-24-91.....h W 82- 69
1-25-92.....18/17.....20/21.....a W 73- 65
12-19-92.....17/16.....21/22.....*h11 W 87- 85
1-15-94.....17/18.....15/15.....a L 68- 88
12-17-94.....14/13.....*h11 L 72- 77
12-16-95.....19/20.....20/19.....*h11 W 88- 77
1-11-97.....14/16.....a L 56- 60
11-29-97.....19/19.....n5 W 73- 69
12-20-97.....*h11 W 94- 86
2-14-99.....a L 58- 78
3-20-05.....25/25.....4/4.....n6 L 54- 76
2-23-15.....17/15.....h14 L 51- 52
1-23-16.....17/16.....h14 L 71- 75
3-1-16.....11/x.....a L 53- 56
1-7-17.....9/9.....h14 L 50- 65

*h11-Holiday Classic (Georgia Dome, Atlanta, Ga.);
a1-Bluegrass Invitational (Freedom Hall, Louisville, Ky.);
a2-Louisville Convention Center; n1-Sugar Bowl Tournament (New Orleans, La.); n2-Hurricane Classic (Miami, Fla.); n3-Metro Tournament (Mid-South Coliseum, Memphis, Tenn.); n5-Puerto Rico Shootout (Eugenio Guerra Sports Complex, Bayamon, P.R.); n6-NCAA Tournament second round (Gaylord Entertainment Center, Nashville, Tenn.)

Loyola-Chicago (0-1)

Home: 0-0, Away: 0-1, Neutral: 0-0
12-30-67.....a L 71- 96

Loyola Marymount (1-0)

Home: 0-0, Away: 0-0, Neutral: 1-0
12-22-90.....n1 W 135- 94
n1-Kupperheimer Classic (The Omni, Atlanta, Ga.)

Macon YMCA (3-1)

Home: 1-0, Away: 2-1, Neutral: 0-0
1-17-20.....h4 W 28- 23
2-14-20.....a L 4- 64
1-21-22.....a W 29- 14
12-29-23.....a W 31- 28

Maine (1-0)

Home: 1-0, Away: 0-0, Neutral: 0-0
1-4-71.....h W 99- 52

Manhattan (1-1)

Home: 1-0, Away: 0-1, Neutral: 0-0
1-1-31 (ot).....a L 26- 32
11-15-95.....*h11 W 87- 67
*h11-Preseason NIT first round (Georgia Dome, Atlanta, Ga.)

Marathon Oil (2-2)

Home: 2-2, Away: 0-0, Neutral: 0-0
11-21-83 (exh).....h W 91- 88
11-17-84 (exh-ot).....h W 104- 89
11-2-95 (exh-ot).....h10 L 88- 91
11-5-96 (exh).....h L 62- 91

Marist (4-0)

Home: 2-0, Away: 0-0, Neutral: 2-0
3-13-86.....6/6.....n1 W 68- 53
1-2-90.....12/12.....h W 86- 77
12-7-02.....n2 W 67- 53
12-23-03.....4/4.....h W 90- 40
n1-NCAA Southeast Regional first round (Assembly Center, Baton Rouge, La.); n2-Madison Square Garden, New York, N.Y.

Marquette (3-4)

Home: 1-1, Away: 1-1, Neutral: 1-2
1-13-26.....h W 23- 19
12-27-56.....n1 L 78-102
12-27-57.....n2 W 67- 58
12-27-63.....a1 W 84- 83
1-26-76.....3/2.....h L 44- 55
1-3-77.....12/14.....a L 45- 63
11-27-14.....n3 L 70- 72
a1-Milwaukee Classic (Milwaukee, Wis.); n1-All-College Tournament (Oklahoma City, Okla.); n2-Motor City Classic (Detroit, Mich.); n3-Orlando Classic (Lake Buena Vista, Fla.)

Maryland (36-40)

Home: 20-11, Away: 11-25, Neutral: 5-4
12-29-72.....2/4.....a L 55- 90
12-27-74.....5/7.....a L 67-103
12-10-75.....2/3.....a L 65- 93
12-29-77.....14/14.....a L 63- 65
12-19-79.....a L 60- 70
1-3-80.....h L 74- 83
2-28-80.....7/7.....n1 L 49- 51
12-23-80.....9/9.....h L 55- 66
1-31-81.....14/13.....a L 64- 72
12-23-81.....a W 45- 43
1-30-82.....h W 64- 63
2-5-83.....a L 68- 77
2-23-83.....h W 70- 60
3-11-83.....n2 W 64- 58
2-4-84 (2ot).....18/nr.....10/9.....h W 71- 70
2-23-84.....a L 74- 79
12-28-84.....10/13.....nr/20.....n3 W 70- 69
2-2-85.....8/9.....17/17.....a W 72- 60
2-19-85.....8/9.....nr/29.....h W 48- 43
1-11-86.....5/5.....h W 68- 67
2-22-86.....5/5.....a W 77- 70
3-8-86.....6/6.....n1 W 64- 62
2-1-87.....h W 76- 72
2-10-87.....a W 78- 74
2-8-88.....a W 96- 83
2-17-88.....h W 104- 82
3-11-88.....18/18.....n1 L 67- 84
2-4-89.....h W 87- 74
2-14-89.....a W 67- 66
2-3-90.....17/15.....a W 90- 84
2-13-90.....13/11.....h W 80- 78
2-1-91.....23/22.....h W 80- 65
2-13-91.....a L 93- 96
1-5-92.....15/11.....h W 92- 67
2-9-92.....20/18.....a W 67- 65
1-5-93.....10/11.....a W 85- 75
2-7-93.....22/22.....h W 93- 79
1-4-94.....12/13.....h L 88- 91
2-5-94.....21/21.....a W 83- 71
1-4-95.....24/20.....7/11.....a L 67- 80
2-4-95.....21/20.....5/8.....h W 100- 91
1-3-96.....h10 W 98- 84
2-3-96.....25/nr.....a L 74- 88
3-9-96.....18/18.....n1 W 84- 79
12-12-96.....a L 63- 77
2-19-97.....14/13.....h L 68- 76
1-21-98.....h L 67- 70
2-21-98.....a L 69- 81
3-6-98.....21/24.....n1 L 65- 83
1-19-99.....4/4.....a L 62- 77
2-21-99.....5/5.....h L 60- 91
1-15-00.....18/16.....h W 69- 68
2-16-00.....22/22.....a L 70- 92
1-6-01.....17/17.....a L 80- 93
2-6-01.....13/13.....h W 72- 62
1-13-02.....4/4.....h L 87- 92
2-13-02.....3/3.....a L 65- 85
12-29-02.....23/22.....a L 77- 84
2-9-03.....8/8.....h W 90- 84
1-17-04.....12/14.....h W 81- 71
2-19-04.....18/16.....a W 75- 64
1-30-05.....22/21.....a L 71- 79
1-25-06.....18/19.....h L 74- 86
2-18-06 (ot).....a L 84- 87
3-9-06.....n1 L 62- 84
1-24-07.....a L 65- 80
2-2-08.....h L 86- 88
1-10-09.....a L 61- 68
2-8-09.....h L 56- 57
2-20-10.....a L 74- 76
3-12-10.....19/19.....n1 W 69- 64
1-30-11.....h L 63- 74
1-15-12.....a L 50- 61
2-25-12.....h12 W 63- 61
2-27-13.....h14 W 78- 68
1-4-14.....a L 61- 77
n1-ACC Tournament (Greensboro [N.C.] Coliseum); n2-ACC Tournament (The Omni, Atlanta, Ga.); n3-Rainbow Classic (Blaisdell Arena, Honolulu, Hawaii); h10-The Omni, Atlanta, Ga.

Maryland-Eastern Shore (2-0)

Home: 2-0, Away: 0-0, Neutral: 0-0
2-20-84.....h W 70- 61
1-3-85.....8/7.....h W 93- 40



SERIES HISTORY VS. ALL OPPONENTS

Massachusetts (0-1)

Home: 0-0, Away: 0-0, Neutral: 0-1
 12-22-95.....21/18...2/2.....n1 L 67- 75
 n1-Jimmy V Classic (Brendan Byrne Arena, East Rutherford, N.J.)

Mayport Naval Base (2-0)

Home: 1-0, Away: 1-0, Neutral: 0-0
 1-26-44.....h9 W 58- 44
 2-21-44.....a W 57- 53

Memphis (4-3)

Home: 2-1, Away: 1-1, Neutral: 1-1
 1-17-77.....18/nr.....h W 89- 82
 1-24-78.....h L 62- 65
 2-18-78.....a L 59- 61
 1-16-79 (2ot).....a W 89- 84
 2-22-79.....h W 79- 63
 3-27-92 (ot).....n1 L 79- 83
 11-21-06.....19/19...12/11...n2 W 92- 85
 Formerly Memphis State
 n1-NCAA Midwest Regional semifinal (Kemper Arena, Kansas City, Mo.); n2-EA Sports Maui Invitational (Lahaina Civic Center, Lahaina, Maui, Hawaii)

Mercer (28-17)

Home: 17-8, Away: 10-7, Neutral: 1-2
 1-8-09.....h2 W 28- 7
 1-15-09.....a L 13- 26
 2-21-13.....h3 L 25- 31
 2-25-13.....a W 23- 19
 2-7-14.....a W 30- 20
 2-13-14.....h3 W 31- 22
 1-16-20.....h5 W 30- 26
 2-13-20.....a W 21- 16
 1-8-21.....h4 L 19- 20
 1-29-21.....a L 18- 41
 1-7-22.....a L 26- 28
 1-20-22.....h4 W 44- 35
 2-26-22.....n1 L 14- 29
 1-6-23.....a L 20- 30
 1-20-23.....h4 W 33- 32
 3-2-23.....n1 L 26- 30
 1-18-24.....h4 L 26- 30
 1-19-24.....a L 20- 36
 1-16-25.....h7 L 18- 23
 2-13-25.....a L 21- 28
 1-23-32.....a L 39- 40
 2-13-32.....h4 L 33- 42
 1-21-33.....h4 W 47- 18
 2-20-35.....a W 42- 28
 1-8-36.....a W 59- 42
 1-15-36.....h8 W 46- 20
 1-9-37.....h8 W 53- 36
 1-17-38.....a W 46- 37
 1-19-38.....h W 53- 23
 1-11-39.....h9 L 28- 30
 1-8-44.....h9 W 48- 31
 2-5-44.....a W 67- 34
 1-30-67.....h W 91- 57
 1-18-69.....a W 67- 59
 1-28-74.....h L 85-102
 1-4-75.....a W 70- 68
 1-31-75.....h W 91- 80
 3-15-85.....6/6.....n1 W 65- 58
 12-28-91.....13/13.....h W 97- 67
 12-11-93.....17/17.....h W 86- 69
 11-19-99.....h W 91- 79
 11-22-08 (ot).....a W 82- 76
 11-27-09.....v25.....h W 85- 74
 12-31-10.....h W 87- 78
 12-22-11.....h13 L 59- 66
 n1-NCAA East Regional first round (The Omni, Atlanta, Ga.)

Mexico City YMCA (1-0)

Home: 1-0, Away: 0-0, Neutral: 0-0
 2-9-33.....h4 W 41- 21

Miami (8-13)

Home: 4-6, Away: 4-6, Neutral: 0-1
 All Home Games: 4-6
 At McCamish Pavilion: 0-3
 At AMC: 4-2
 At Philips Arena: 0-2
 In Atlanta: 4-7
 All Road Games: 4-6
 At Watsco Center: 3-5

As ACC members: 6-13
 In the ACC Tournament: 0-1
 All Neutral Games: 0-0
 Under Whack Hyder: 1-1
 Under Bobby Cremins: 1-0
 Under Paul Hewitt: 4-6
 Under Brian Gregory: 2-5
 Under Josh Pastner: 0-1
 Vs. Jim Larranaga: 2-6
 Longest Winning Streak: 4 games (1967-2005)
 Longest Losing Streak: 4 games (2006-08)
 Most Points Scored: 90 on 2-27-1967
 Fewest Points Scored: 36 on 3-8-2012
 Most Points Allowed: 90 on 12-3-2006
 Fewest Points Allowed: 54 on 3-8-2012
 Largest Margin of Victory: 20 on 1-28-2015
 Largest Margin of Defeat: 22 on 1-3-1953

- Miami has won the last two games of the series, including a 70-61 victory last season in Coral Gables, the teams' only meeting. After winning the first two meetings with Miami after the Hurricanes became members of the ACC, Georgia Tech has dropped 10 of the last 14.
- Miami has a 13-8 lead in the all-time series which dates back to 1953, and is 13-6 against the Yellow Jackets since joining the ACC.
- Tech had won its last two games against Miami in Coral Gables prior to last year's visit, including a 71-69 victory over 6th-ranked Miami on March 6, 2013. It was Tech's first win at the Watsco Center since Feb. 26, 2005.
- Miami won the last five meetings in Atlanta and is 3-0 at McCamish Pavilion. Miami also won the only regular-season meeting between the two teams in 2011-12, as well as their ACC Tournament meeting, both games at Philips Arena.
- Miami was the opponent for Tech in its last game at Alexander Memorial Coliseum, a game the Yellow Jackets won 66-57 to close out the 2010-11 regular season. Tech won four of six games against the Hurricanes in the building.
- Thirteen of the 21 meetings have been decided by 10 points or less.
- The last meeting between the two schools prior to Miami's joining the ACC occurred in December of 1997 as part of the Orange Bowl Classic doubleheader at Miami Arena, the Hurricanes' home court until the team moved into the on-campus Convocation Center last year. The Yellow Jackets led that year by senior forward Matt Harpring, won that game, 69-61.
- Tech played Miami twice under former head coach Whack Hyder, losing the first-ever meeting in the series by 22 points in 1953, then taking a six-point homecourt victory in 1967. That was the only pre-ACC visit by the Hurricanes to Alexander Memorial Coliseum, and the 90-84 Tech win has been the highest scoring game in the short series.

All-Time Series Results

1-3-53.....a L 60- 82
2-27-67.....h W 90- 84
12-27-97.....a1 W 69- 61
1-6-05.....9/10.....h W 80- 69
2-26-05.....a W 76- 72
2-4-06.....h L 53- 70
12-3-06.....21/23.....a L 82- 90
1-12-08.....25/v.....a L 68- 78
2-17-08.....h L 63- 64
3-4-09.....h W 78- 68
2-10-10.....20/20.....a L 62- 64
2-3-11.....a L 57- 59
3-6-11.....h W 66- 57
1-24-12.....h12 L 49- 64
3-8-12.....n1 L 36- 54
1-5-13.....h14 L 49- 62
3-6-13.....6/7.....a W 71- 69
1-18-14.....h14 L 42- 56
1-28-15.....23/23.....a W 70- 50
2-7-16.....17/15...h14 L 68- 75

a1-Orange Bowl Classic (Miami Arena); n1-ACC Tournament, Philips Arena, Atlanta, Ga.

Michigan (4-3)

Home: 1-1, Away: 0-0, Neutral: 3-2
 12-28-66.....n1 W 101- 70
 3-24-71.....n2 W 78- 70
 11-30-85.....2/2...3/3.....n3 L 44- 49
 11-26-93.....13/15...5/5.....n3 L 70- 80
 11-24-95.....25/20...17/16...n4 W 77- 61
 12-1-99.....h12 L 77- 80
 11-30-04.....4/4.....h1 W 99- 68
 n1-ACC-Big Ten Challenge (AMC); n1-Bruin Classic (Pauley Pavilion, Los Angeles, Calif.); n2-NIT quarterfinals (Madison Square Garden, New York, N.Y.); n3-Hall of Fame-Tipoff Classic (Springfield [Mass.] Civic Center); n4-Preseason NIT third place game (Madison Square Garden, New York, N.Y.); *n12-ACC-Big Ten Challenge (Philips Arena, Atlanta, Ga.)

Michigan State (2-2)

Home: 0-0, Away: 1-2, Neutral: 1-0
 1-4-47.....a L 52- 62
 12-22-49.....a W 68- 60
 3-23-90 (ot).....9/7...4/4.....n1 W 81- 80
 11-30-05.....a1 L 86- 88
 a1-ACC-Big Ten Challenge; n1-NCAA Southeast Regional semifinal (Louisiana Superdome, New Orleans, La.)

Minnesota (1-2)

Home: 0-0, Away: 0-2, Neutral: 1-0
 12-30-78.....a1 L 56- 57
 3-25-90.....9/7...20/nr.....n2 W 93- 91
 12-4-02.....20/17...a2 L 63- 64
 a1-Phillibury Holiday Classic (Minneapolis, Minn.); n2-NCAA Southeast Regional final (Louisiana Superdome, New Orleans, La.); a2-ACC-Big Ten Challenge (Minneapolis, Minn.)

Mississippi (12-9)

Home: 6-3, Away: 5-3, Neutral: 1-3
 2-27-26.....n1 L 24- 36
 3-7-38.....n2 W 58- 47
 3-3-39.....n3 L 38- 42
 1-20-40.....h9 W 50- 39
 1-14-41.....h9 W 60- 47
 1-27-51.....a W 73- 59
 1-14-52.....h9 L 64- 94
 2-7-53.....a L 63- 78
 1-16-54.....h9 L 71- 80
 1-15-55.....a L 66- 81
 1-16-56.....h9 W 79- 58
 1-14-57.....a W 82- 78
 1-13-58.....h W 76- 67
 1-12-59.....a W 89- 70
 1-11-60.....6/8.....h W 91- 66
 1-14-61.....a L 67- 69
 1-13-62.....h L 55- 60
 1-12-63 (ot).....a W 73- 71
 1-11-64.....h W 69- 54
 11-29-13.....n4 L 67- 77
 3-21-17.....a W 74- 66
 n1-SIC Tournament (City Auditorium, Atlanta, Ga.); n2-SEC Tournament (Baton Rouge, La.); n3-SEC Tournament (Knoxville, Tenn.); n4-Barclays Center Classic (Barclays Center, Brooklyn, N.Y.); *Post-season NIT

Mississippi State (16-13)

Home: 6-5, Away: 5-6, Neutral: 5-2
 2-24-22.....n1 W 34- 30
 2-19-23.....a L 31- 45
 3-1-23.....n1 L 17- 25
 2-2-24.....h4 L 36- 40
 2-16-24.....a L 28- 53
 2-6-26.....h7 L 20- 31
 2-25-27.....n1 W 40- 24
 3-1-37.....n2 W 43- 30
 2-26-43.....n2 L 41- 48
 3-2-45.....n3 W 60- 43
 2-28-47.....n3 W 65- 52
 1-26-51.....a W 55- 46
 1-30-52.....h9 W 66- 64
 2-9-53.....a L 62- 66
 1-14-54.....h9 L 74- 75
 1-17-55.....a W 90- 71
 1-14-56.....h9 W 87- 59
 1-12-57.....a W 80- 77
 1-11-58.....h W 78- 61
 1-10-59.....a L 67- 75
 1-9-60.....h W 82- 60
 1-16-61 (ot).....a L 61- 62
 1-15-62.....h L 56- 57
 1-14-63.....a L 69- 81
 1-13-64.....h W 59- 45
 12-9-64.....a W 83- 65
 1-25-65.....h W 75- 73
 12-18-73.....h L 77- 85
 12-19-75.....a W 64- 61
 n1-SIAA Tournament (City Auditorium, Atlanta, Ga.); n2-SEC Tournament (Knoxville, Tenn.); n3-SEC Tournament (Louisville, Ky.)

Mississippi Valley State (1-0)

Home: 1-0, Away: 0-0, Neutral: 0-0
 11-26-13.....h14 W 76- 59

Missouri (1-0)

Home: 1-0, Away: 0-0, Neutral: 0-0
 12-21-61.....h W 58- 57

Monmouth (1-0)

Home: 1-0, Away: 0-0, Neutral: 0-0
 1-17-85.....17/15.....h W 96- 66

Morehead State (2-0)

Home: 1-0, Away: 0-0, Neutral: 1-0
 12-27-89.....14/13.....n1 W 98- 76
 12-18-99.....h W 81- 75
 n1-Kuppenheimer Classic (The Omni, Atlanta, Ga.)

Morehouse (1-0)

Home: 1-0, Away: 0-0, Neutral: 0-0
 11-4-06 (exh).....23/21.....h W 96- 52

Morgan State (3-0)

Home: 3-0, Away: 0-0, Neutral: 0-0
 11-27-90.....14/14.....h W 87- 65
 11-26-96.....h W 74- 58
 12-23-00.....h W 94- 58

Mount St. Mary's (2-1)

Home: 2-1, Away: 0-0, Neutral: 0-0
 12-20-93.....14/15.....h W 79- 62
 12-18-95.....21/18.....h10 L 69- 71
 12-30-98.....h W 80- 74

Murray State (1-1)

Home: 1-0, Away: 0-1, Neutral: 0-0
 1-25-54.....a L 66- 77
 12-4-56.....h W 67- 64

Navy (2-2)

Home: 1-1, Away: 0-0, Neutral: 1-1
 12-30-60.....n1 L 60- 63
 1-2-62 (ot).....h L 62- 64
 12-31-63.....h W 88- 73
 12-28-85.....7/6.....n2 W 82- 64
 n1-Gator Bowl Tournament (Jacksonville, Fla.); n2-Cotton States Classic (The Omni, Atlanta, Ga.)

Nebraska (1-0)

Home: 0-0, Away: 0-0, Neutral: 1-0
 12-28-83.....n1 W 66- 49
 n1-Cotton States Classic (The Omni, Atlanta, Ga.)

Nevada (1-0)

Home: 0-0, Away: 0-0, Neutral: 1-0
 3-26-04.....14/15.....n1 W 72- 67
 n1-NCAA St. Louis Regional semifinal (Edward Jones Dome, St. Louis, Mo.)

Nevada-Las Vegas (0-2)

Home: 0-0, Away: 0-0, Neutral: 0-2
 3-31-90.....9/7...2/2.....n1 L 81- 90
 3-16-07.....19/18...n2 L 63- 67
 n1-NCAA Final Four, national semifinal (McNichols Arena, Denver, Colo.); n2-NCAA Midwest Regional, First Round (United Center, Chicago, Ill.)

Newberry (5-0)

Home: 4-0, Away: 1-0, Neutral: 0-0
 3-5-20.....a W 22- 14
 1-12-74.....h W 82- 76
 1-24-76.....h W 71- 61
 1-6-79.....h W 90- 59
 1-12-81.....h W 77- 70

Newcastle of Australia (1-0)

Home: 1-0, Away: 0-0, Neutral: 0-0
 2-18-96 (exh).....h W 91- 79

New Orleans (1-0)

Home: 0-0, Away: 0-0, Neutral: 1-0
 11-27-98 (ot).....n1 W 65- 62
 n1-Big Island Invitational (Alook-Chinen Civic Auditorium, Hilo, Hawaii)

Niagara (1-0)

Home: 1-0, Away: 0-0, Neutral: 0-0
 11-19-10.....h W 78- 51

HISTORY

SERIES HISTORY VS. ALL OPPONENTS

Nike Elite (0-1)

Home: 0-1, Away: 0-0, Neutral: 0-0
11-18-01 (exh).....h L 90- 99

North Carolina (25-67)

Home: 14-21, Away: 5-31, Neutral: 6-15
All Home Games: 14-21
At McCamish Pavilion: 1-3
At AMC: 11-12
At The Omni: 3-7
At the Georgia Dome: 0-1
In Atlanta: 15-24
All Road Games: 5-31
At the Smith Center: 4-24
At Chapel Hill: 5-29
At Greensboro (regular season): 0-2
At Greensboro (all games): 2-3
At Charlotte: 2-10
As ACC members: 23-53
In the ACC Tournament: 5-4
All Neutral Games: 6-15
As SIC members: 0-1
Under Whack Hyder: 2-8
Under Dwane Morrison: 0-8
Under Bobby Cremins: 12-31
Under Paul Hewitt: 10-11
Under Brian Gregory: 0-7
Under Josh Pastner: 1-0
Vs. Roy Williams: 9-14 (9-13 at UNC)
Longest Winning Streak: 4 games (2010-11)
Longest Losing Streak: 20 games (1971-84)
Most Points Scored: 104 on 2-14-1970
Fewest Points Scored: 26 on 2-8-1925
Most Points Allowed: 108 on 2-12-1972
Fewest Points Allowed: 34 on 2-8-1925
Largest Margin of Victory: 27 on 2-1-1990
Largest Margin of Defeat: 45 on 2-12-1972

- North Carolina has a 67-25 lead in the all-time series between the two teams, and a 53-23 advantage since Tech joined the ACC.
- Georgia Tech snapped a seven-game losing streak in the series on New Year's Eve last season by opening its ACC schedule with a 75-63 home-court upset of the Tar Heels, who would go on to win the national championship. It was the Jackets' first win in the series since a 78-58 win in Atlanta on Jan. 16, 2011.
- Before that, Tech had won four games in a row for its longest winning streak in the series. Tech is 11-13 against North Carolina dating back to the 2001-02 season.
- The teams have played 39 times in the city of Atlanta, including four at McCamish Pavilion. The teams met 23 times at Alexander Memorial Coliseum, where the Tar Heels won 12 of 23. Tech won six of the last seven meetings in the Thrillerdome, however, and won six of eight against UNC in the Coliseum under Paul Hewitt.
- Between 1982 and 1996, the Yellow Jackets played eight of their home games with the Tar Heels at the old Omni arena in downtown Atlanta (2-6 record). Counting ACC and SIC Tournament games played in the city, Tech is 15-24 vs North Carolina in Atlanta.
- Tech is 8-5 in games played away from Chapel Hill since 2000-01, including three ACC Tournament wins. The Jackets are 9-13 against the Tar Heels under Roy Williams, 9-14 against Williams all-time. Tech's win over the Tar Heels last season was Josh Pastner's first game against them as a head coach.
- Tech has lost 11 of the last 12 meetings in the Smith Center and is 4-24 all-time in the building. Counting regular-season games in Greensboro, Tech is 5-31 on the road against UNC.
- In ACC Tournament play, the Yellow Jackets have won five of nine meetings, and Tech has won the last three encounters (2004, 2005, 2010). Two of Tech's five tournament wins occurred in championship games, the 1985 final in Atlanta and the 1993 final in Charlotte.
- Tech's greatest success in its series with North Carolina occurred during the middle 1990s when the Jackets won five of seven meetings, including three straight wins over No. 1-ranked Tar Heel teams during the 1993 and 1994 campaigns.

All-Time Series Results

2-28-25.....n1	L	26- 34
2-14-47.....a	L	48- 58
12-9-55.....n2	L	76- 88
2-11-67.....2/2	h W	82- 80
1-27-68.....3/3	n2 L	54- 82
1-14-69.....2/2	h L	70-101
2-14-70.....10/8	n2 W	104- 95
2-12-71.....11/11	n2 L	58- 87
3-27-71 (NIT).....13/13	n3 L	64- 84
2-12-72.....3/3	n2 L	73-118

2-23-72.....5/3	a1 L	66- 87
2-9-73.....6/6	n2 L	72-107
2-9-74.....4/4	n2 L	70-108
2-8-75.....12/11	n2 L	81-111
2-6-76.....4/3	n2 L	74- 79
2-4-77.....13/12	n2 L	74- 97
1-14-80.....15/15	a2 L	53- 54
2-11-80.....11/11	h L	50- 60
1-24-81.....17/18	a1 L	60-100
2-25-81.....11/10	h L	51- 76
1-23-82.....1/1	h10 L	54- 66
2-24-82.....2/2	a1 L	54- 77
3-4-82.....1/1	n4 L	39- 55
1-29-83.....3/3	a2 L	65- 72
3-2-83.....8/10	h10 L	73- 85
1-28-84.....1/1	a1 L	61- 73
2-29-84.....1/1	h10 L	56- 69
1-27-85.....16/17	8/9 a1 W	66- 62
2-27-85.....10/13	8/11 h10 W	67- 62
3-10-85.....9/11	6/7 n5 W	57- 54
1-25-86.....4/3	1/1 a L	77- 85
2-4-86 (ot).....2/2	1/1 h10 L	77- 78
1-24-87.....2/1	a L	55- 92
3-1-87.....2/3	h10 L	76- 92
1-30-88.....3/3	a L	71- 73
3-2-88.....13/15	6/6 h10 L	80- 97
1-28-89.....nr/19	7/6 a L	85- 92
3-1-89.....5/5	h W	76- 74
3-10-89.....9/8	n5 L	62- 77
2-1-90.....17/15	25/18 h W	102- 75
2-28-90.....11/11	a L	79- 81
1-27-91.....nr/25	7/8 a W	88- 86
2-28-91.....nr/21	4/4 h L	74- 91
2-2-92.....20/18	11/11 h L	76- 86
3-4-92.....16/16	a L	75- 79
1-13-93.....8/8	3/4 a L	67- 80
2-14-93.....nr/24	6/6 h L	66- 77
3-14-93.....1/1	n6 W	77- 75
1-12-94.....17/18	1/1 h W	89- 69
2-12-94.....1/1	a W	86- 89
1-11-95.....22/17	4/2 a L	75- 86
2-12-95.....18/15	1/1 h L	81- 85
1-10-96.....10/9	h10 W	80- 77
2-10-96 (ot).....12/11	a W	92- 83
1-18-97.....22/21	a L	50- 73
2-15-97.....16/17	h L	68- 72
1-8-98.....1/1	a L	75- 96
2-8-98 (2ot).....2/2	h L	100-107
12-22-98.....6/7	h W	66- 64
1-31-99.....10/9	a L	66- 75
3-5-99.....15/15	n6 L	49- 78
1-29-00.....h	L	53- 70
3-1-00 (ot).....a	L	72- 74
1-2-01.....13/14	h L	70- 84
2-3-01.....4/4	a L	69- 82
3-10-01.....6/5	n7 L	63- 70
12-2-01.....a	L	77- 83
2-2-02.....h	W	86- 74
1-29-03.....h	W	88- 68
3-1-03.....h	L	66- 67
1-11-04.....8/8	12/13 a L	88-103
2-10-04.....15/16	14/17 h W	88- 77
3-12-04.....14/18	16/19 n4 W	83- 82
1-12-05.....8/8	3/4 a L	69- 91
3-12-05.....2/2	n8 W	78- 75
2-15-06.....23/23	a L	75- 82
1-20-07.....4/4	a L	61- 77
3-1-07.....8/8	h W	84- 77
1-16-08.....1/1	h L	82- 83
2-28-09.....4/5	a L	74-104
1-16-10.....20/18	12/13 a W	73- 71
2-16-10.....4/5	h W	68- 51
3-11-10.....n4	W	62- 58
1-16-11.....h	W	78- 58
1-29-12.....7/8	a L	81- 93
1-23-13.....a	L	63- 79
2-19-13.....h14	L	58- 70
1-29-14.....h14	L	65- 78
2-21-15.....15/16	a L	60- 89
3-3-15.....19/19	h14 L	49- 81
1-2-16.....7/8	a L	78- 86
3-3-15.....9/10	h14 W	75- 63

n1-SIC Tournament (City Auditorium, Atlanta, Ga.); n2-North-South Doubleheader (Charlotte [N.C.] Coliseum); n3-NIT Finals (Madison Square Garden, New York, N.Y.); n4-ACC Tournament (Greensboro [N.C.] Coliseum); n5-ACC Tournament (The Omni, Atlanta, Ga.); n6-ACC Tournament (Charlotte [N.C.] Coliseum); n7-ACC Tournament (Georgia Dome, Atlanta, Ga.); n8-ACC Tournament (MCI Center, Washington, D.C.); h10-The Omni; a1-Carmichael Auditorium; a2-Greensboro, N.C., Coliseum

UNC Asheville (2-0)

Home: 2-0, Away: 0-0, Neutral: 0-0
11-25-88.....14/nr.....h W 97- 63
11-18-05.....h W 80- 52

UNC Greensboro (2-1)

Home: 2-1, Away: 0-0, Neutral: 0-0
12-31-96.....h W 65- 40
12-28-99.....h W 97- 73
11-9-07.....h L 74- 83

UNC Wilmington (4-0)

Home: 4-0, Away: 0-0, Neutral: 0-0
2-21-77.....h W 63- 57
11-28-77.....h W 77- 67
1-19-95.....22/18.....h W 87- 68
12-8-12.....h14 W 73- 66

North Carolina A&T (8-0)

Home: 8-0, Away: 0-0, Neutral: 0-0
12-18-84.....13/13.....h W 81- 43
1-14-87.....h W 83- 67
1-19-88.....h W 84- 72
12-11-89.....18/18.....h W 101- 87
11-30-93.....16/17.....h W 93- 77
2-15-95.....20/18.....h W 85- 81
11-24-13.....h14 W 78- 71
12-28-16.....h14 W 59- 52

NC State (39-57)

Home: 22-18, Away: 11-31, Neutral: 6-8
All Home Games: 22-18
At McCamish Pavilion: 0-3
At AMC: 19-14
At The Omni: 1-0
At Philips Arena: 0-1
In Atlanta: 22-18
All Road Games: 10-31
At Reynolds Coliseum: 7-18
At PNC Arena: 4-11
As ACC members: 31-43
In the ACC Tournament: 3-3
All Neutral Games: 6-8
As SIC members: 1-2
Under Whack Hyder: 5-7
Under Dwane Morrison: 1-7
Under Bobby Cremins: 20-22
Under Paul Hewitt: 8-12
Under Brian Gregory: 2-5
Under Josh Pastner: 1-1
Vs. Mark Gottfried: 3-6
Longest Winning Streak: 7 games (1994-97)
Longest Losing Streak: 9 games (1977-83)
Most Points Scored: 102 on 1-14-1967
Fewest Points Scored: 12 on 2-16-1925
Most Points Allowed: 118 on 2-10-1973
Fewest Points Allowed: 22 on 1-22-1926
Largest Margin of Victory: 27 on 12-19-1959
Largest Margin of Defeat: 44 on 2-8-1974

- NC State has a 57-39 lead in the overall series which dates back to 1925. Georgia Tech snapped a five-game skid in the series its 90-83 victory at PNC Arena on Jan. 27, 2016 and won again on the Wolfpack's home floor on Jan. 15 of last season, 86-76. Prior to that five-game skid, Tech had won six of nine meetings.
- Owing to the ACC's most recent expansion, Tech and NC State met twice in the regular season for the first time in four years in 2016-17. Each team won on the other's home court.
- Nineteen of the last 23 meetings in the series have been decided by 10 points or less, with three of those decided in overtime.
- Tech is 22-18 against the Wolfpack in Atlanta, including one home-court meeting that was played at the Omni in 1986 and one at Philips Arena in 2012. NC State has won all three games played at McCamish Pavilion.
- Since it joined the ACC, Tech is 31-43 against NC State, including regular-season and tournament.
- The Jackets are 11-31 against NC State in Raleigh, including a 4-11 mark at PNC Arena.
- Tech is 3-3 against NC State in ACC Tournament games, the last meeting occurring in 2003 in a 71-65 Wolfpack victory in Greensboro. The Jackets won first-round games in 1996 in Greensboro (88-73) and 1990 in Charlotte (76-67).

All-Time Series Results

2-16-25.....a L	12- 35	
1-22-26.....h W	23- 22	
2-12-26.....a L	14- 30	
1-8-38.....h W	35- 30	
12-30-49.....a L	34- 57	
12-19-59.....na/12	na/16 h W	80- 53
12-17-60.....15/12	10/nr a L	76- 82
12-19-62.....h W	84- 71	
2-13-65.....nr/18	a L	68- 97
12-20-65.....nr/19	h L	69- 93
2-12-66.....a L	93-102	
1-14-67.....h W	102- 85	
2-22-67.....a L	61- 65	
2-13-70.....5/6	n1 W	89- 77
2-13-71.....n1 W	73- 66	
2-11-72.....n1 L	70- 87	
2-10-73.....2/2	n1 L	94-118
2-8-74.....2/2	n1 L	54- 98
2-7-75.....6/6	n1 L	66-101
2-7-76.....10/10	n1 W	78- 67
2-5-77.....n1 L	71- 81	
12-29-79.....L	62- 73	
2-6-80.....a L	49- 60	
1-10-81.....a L	68- 93	
1-28-81.....L	55- 70	
1-9-82.....15/15	h L	49- 55
1-26-82.....17/17	a L	40- 49
1-15-83.....19/19	a L	61- 81
2-2-83.....h L	64- 74	
1-15-84.....h W	56- 47	
2-12-84.....18/nr	a L	67- 68
12-15-84.....12/14	9/8 a W	66- 64
1-30-85.....8/9	h L	53- 61
1-29-86.....3/3	a W	67- 54
2-27-86.....4/3	18/18 h10 W	69- 57
1-10-87.....18/20	a L	62- 63
2-14-87.....h W	87- 76	
1-16-88.....h L	74- 76	
2-20-88.....14/14	a W	87- 84
1-14-89.....19/16	15/17 a L	68- 82
2-18-89.....19/18	h L	69- 71
1-13-90.....9/9	17/nr h W	92- 85
2-17-90 (2ot).....13/11	a W	95- 92
3-9-90.....14/13	n2 W	76- 67
1-13-91.....24/21	a L	83- 90
2-3-91.....23/22	h L	73- 79
3-8-91.....n2 L	68- 82	
1-8-92.....14/15	a W	80- 63
2-29-92 (ot).....h W	98- 88	
1-27-93.....18/17	h W	85- 74
2-28-93.....h W	60- 68	
1-26-94.....21/19	a L	78- 84
2-26-94.....23/nr	h W	81- 69
1-25-95.....21/21	h W	75- 71
2-25-95.....24/22	a W	72- 68
1-24-96.....a W	76- 71	
2-25-96 (ot).....23/22	h W	92- 83
3-8-96.....18/18	n3 W	88- 73
1-25-97.....h W	54- 53	
2-22-97.....a L	51- 72	
3-6-97.....n3 L	46- 60	
12-4-97 (ot).....h L	69- 71	
1-25-98.....a L	51- 66	
1-2-99.....a L	69- 75	
2-2-99.....h L	50- 51	
1-22-00.....h L	58- 66	
2-24-00.....h W	66- 63	
1-16-01.....a L	60- 72	
2-17-01.....h W	69- 54	
1-19-02.....a L	71- 84	
2-20-02.....h W	65- 59	
1-11-03.....h W	85- 61	
2-12-03.....a L	57- 63	
3-14-03.....n3 L	65- 71	
1-24-04.....11/13	h L	72- 76
2-25-04.....18/20	14/19 h L	69- 79
1-16-05.....8/8	a L	68- 76
2-13-05.....h L	51- 53	
1-14-06.....h L	78- 87	
2-12-06.....h W	71- 68	
2-6-07.....h W	74- 65	
1-23-08.....a W	77- 74	
1-17-09 (ot).....a L	71- 76	
2-14-09.....h L	65- 86	
2-6-10.....21/19	h W	73- 71
3-13-10.....n3 W	57- 54	
2-26-11.....a L	74- 79	
1-11-12.....a W	82- 71	
2-9-12.....h12 L	52- 61	
1-9-13.....a L	70- 83	
3-3-13.....h14 L	57- 70	
1-26-14 (ot).....a L	78- 80	

HISTORY



SERIES HISTORY VS. ALL OPPONENTS

1-31-15 (ot).....h14	L	80- 81
1-27-16.....a	W	90- 83
1-15-17.....a	W	86- 76
2-21-17.....h14	L	69- 71

n1-North-South Doubleheader (Charlotte [N.C.] Coliseum); n2-ACC Tournament (Charlotte [N.C.] Coliseum); n3-ACC Tournament (Greensboro [N.C.] Coliseum); h10-The Omni, Atlanta, Ga.

North Texas (1-0)

Home: 1-0, Away: 0-0, Neutral: 0-0

12-31-97.....h	W	93- 76
----------------	---	--------

Northern Iowa (1-0)

Home: 0-0, Away: 0-0, Neutral: 1-0

3-19-04.....14/15.....n1	W	65- 60
--------------------------	---	--------

n1-NCAA Tournament first round (Bradley Center, Milwaukee, Wis.)

Northwestern (1-2)

Home: 0-1, Away: 1-1, Neutral: 0-0

11-30-10.....*a	L	71- 91
11-29-11.....*h11	L	60- 76
12-3-14.....*a	W	66- 58

**ACC-Big Ten Challenge*

Notre Dame (9-7)

Home: 6-1, Away: 2-6, Neutral: 1-0

All Home Games: 6-1
At McCamish Pavilion: 3-1
At AMC: 3-0
In Atlanta: 6-1
All Road Games: 2-6
At Purcell Pavilion/Joyce Center: 1-5
As ACC members: 3-5
In the ACC Tournament: 0-0
All Neutral Games: 1-0
Under Roy Mundorff: 0-1
Under Whack Hyder: 3-1
Under Dwane Morrison: 1-7
Under Bobby Cremins: 2-0
Under Paul Hewitt: 1-0
Under Brian Gregory: 2-4
Under Josh Pastner: 1-1
Vs. Mike Brey: 4-5
Vs. Digger Phelps: 3-0
Longest Winning Streak: 5 games (1972-2014)
Longest Losing Streak: 4 games (2014-16)
Most Points Scored: 102 on 2-4-1967
Fewest Points Scored: 42 on 2-22-1941
Most Points Allowed: 87 on 2-4-1967
Fewest Points Allowed: 53 on 2-22-1941
Largest Margin of Victory: 20 in 1-17-1972
Largest Margin of Defeat: 19 on 1-30-1969

- Georgia Tech holds a 9-7 lead in the all-time series with Notre Dame that began in the 1940-41 season. Tech has won two of the last three meetings, both wins coming on last-second baskets at McCamish Pavilion (62-60 last season, 63-62 in 2015-16).
- The Yellow Jackets are 2-2 against Notre Dame at home since the Fighting Irish joined the ACC, with the four meetings decided by a total of 11 points.
- Notre Dame has won all four meetings at South Bend since the Fighting Irish became a member of the Atlantic Coast Conference, including last season's 64-60 decision.
- The average margin of victory in the eight meetings since the Irish joined the ACC is 4.1 points. Notre Dame's 72-64 win in South Bend on Jan. 13, 2016, is the widest.
- The Yellow Jackets won five straight meetings between the two teams from 1972 through Tech's 74-69 victory in McCamish Pavilion on Jan. 11, 2014, the team's first meeting as ACC foes.
- All but one game in the series has been played on the two campuses, the exception being a 2007 meeting in the third-place game of the Paradise Jam. The Yellow Jackets erased a 9-point deficit in the final 5:11 and won the game on a three-point basket by Matt Causey with two seconds remaining.
- Tech is 2-6 in games played in South Bend, and 1-5 in Purcell Pavilion, including an 88-80 overtime win on Feb. 24, 1990, with the Jackets headed toward an ACC title and Final Four berth later that season.
- That game and a 90-80 Tech victory in Atlanta a year earlier were the only two face-offs ever between legendary coaches Bobby Cremins and Digger Phelps.
- Tech is 6-1 all-time against Notre Dame in Atlanta, three of those wins at Alexander Memorial Coliseum and three at McCamish Pavilion.
- Four of the five meetings before that were played with

Whack Hyder as Tech's head coach, and the Jackets won three of those, including an 82-62 win in 1972 at Alexander Memorial Coliseum in Phelps' first season as the Fighting Irish head coach.

All-Time Series Results

2-22-41.....a	L	42- 53
2-5-66.....a	W	75- 61
2-4-67.....h	W	102- 87
1-30-69.....nr/16.....a	L	52- 71
1-17-72.....h	W	82- 62
2-25-89.....h	W	90- 80
2-24-90 (ot).....8/6.....a	W	88- 80
11-19-07.....n1	W	70- 69
1-11-14.....h14	W	74- 69
2-26-14.....a	L	62- 65
1-3-15 (2 ot).....14/13.....a	L	76- 83
1-14-15.....12/12.....h14	L	59- 62
1-13-16.....a	L	64- 72
2-20-16.....19/18.....h14	W	63- 62
1-28-17.....14/12.....h14	W	62- 60
2-26-17.....21/17.....a	L	60- 64

n1-Paradise Jam (St. Thomas, U.S. Virgin Islands)

Oglethorpe (1-0)

Home: 1-0, Away: 0-0, Neutral: 0-0

2-16-27.....h5	W	45- 31
----------------	---	--------

Ohio State (3-11)

Home: 2-3, Away: 1-5, Neutral: 0-3

3-12-60.....13/8...3/3.....n1	L	69- 86
1-2-65.....a	L	68- 73
1-16-67.....h	W	84- 73
1-22-68.....a	L	55- 66
1-20-69.....13/nr.....h	L	66- 73
1-26-70.....a	L	71- 74
12-1-71.....4/4.....h	L	55- 63
1-15-73.....h	L	79- 85
1-7-74.....a	L	71- 89
12-23-74.....a	L	67- 75
3-17-91.....5/5.....n2	L	61- 65
3-19-03.....h1	W	72- 58
12-3-03.....13/15.....a1	W	73- 53
3-19-10.....5/7.....n3	L	66- 75

n1-NCAA Midwest Regional second round (Freedom Hall, Louisville, Ky.); n2-NCAA Midwest Regional second round (Dayton, Ohio, Arena); n3-NCAA Midwest Regional second round (Bradley Center, Milwaukee, Wis.); h1-NIT first round (Alexander Memorial Coliseum, Atlanta, Ga.); a1-ACC-Big Ten Challenge

Ohio University (1-1)

Home: 0-1, Away: 0-0, Neutral: 1-0

3-11-60.....13/8.....n1	W	57- 54
11-18-16.....h14	L	61- 67

n1-NCAA Midwest Regional first round (Freedom Hall, Louisville, Ky.)

Oklahoma (2-2)

Home: 1-0, Away: 0-2, Neutral: 1-0

12-18-82.....a	L	73-101
3-3-85.....10/13...6/6.....a	L	80- 87
12-29-94.....17/16.....n1	W	89- 85
11-17-95.....*h11	W	83- 72

*n1-Rainbow Classic (Special Events Center, Honolulu, Hawaii); *h11-Preseason NIT second round (Georgia Dome, Atlanta, Ga.)*

Oklahoma City (3-3)

Home: 2-1, Away: 1-1, Neutral: 0-1

2-14-59 (3ot).....14/19.....h	W	71- 65
12-21-68.....n1	L	57- 59
12-6-69.....h	W	68- 54
12-5-70.....a	W	74- 73
2-28-73.....h	L	82-102
2-23-74.....a	L	71- 94

n1-Sun Bowl Tournament (Special Events Center, El Paso, Texas)

Oklahoma State (2-2)

Home: 0-0, Away: 0-0, Neutral: 2-2

12-19-81.....n1	L	57- 59
11-29-91.....18/18...11/8.....n2	L	71- 78
4-3-04.....14/15...4/3.....n3	W	67- 65
3-21-10.....n4	W	64- 59

n1-Sun Bowl Tournament (Special Events Center, El Paso, Texas); n2-Preseason NIT finals (Madison Square Garden, New York, N.Y.); n3-NCAA Final Four national semifinal (Alamodome, San Antonio, Texas); n4-NCAA Midwest Regional second round (Bradley Center, Milwaukee, Wis.)

Old Dominion (2-0)

Home: 1-0, Away: 1-0, Neutral: 0-0

12-17-85.....7/7.....h	W	96- 86
1-12-87.....a	W	81- 64

Oregon (1-1)

Home: 0-0, Away: 0-1, Neutral: 1-0

12-16-77.....n1	W	64- 57
3-10-99.....a1	L	64- 67

n1-Dayton Invitational (Dayton, Ohio, Arena); a1-NIT first round (Eugene, Ore.)

Original Celtics (0-2)

Home: 0-2, Away: 0-0, Neutral: 0-0

1-11-33 (ext).....h	L	31- 40
1-17-34 (ext).....h	L	28- 50

Penn-Dixie (1-1)

Home: 0-0, Away: 0-1, Neutral: 1-0

12-31-27.....n1	W	41- 36
12-31-28.....a	L	29- 31

n1-Chattanooga, Tenn.

Pennsylvania (2-4)

Home: 1-2, Away: 1-2, Neutral: 0-0

12-28-29.....a	L	23- 33
2-6-37.....a	L	30- 31
2-24-51 (ot).....h9	L	77- 83
12-1-86.....h	W	84- 57
12-19-87.....a	W	79- 55
11-19-01.....h*	L	74- 79

h-Las Vegas Invitational*

Penn State (1-3)

Home: 1-2, Away: 0-1, Neutral: 0-0

3-18-98.....h*	L	70- 75
11-28-06.....21/24.....h	W	77- 73
12-3-08.....h	L	83- 85
11-29-16.....a	L	60- 67

h-NIT quarterfinals*

Pepperdine (2-0)

Home: 0-0, Away: 1-0, Neutral: 1-0

12-16-83.....n1	W	67- 56
12-20-08.....a	W	86- 58

n1-Casaba Club Classic (A.G. Spanos Center, Stockton, Calif.)

Phillips Oilers (0-1)

Home: 0-1, Away: 0-0, Neutral: 0-0

2-5-65 (ext).....h	L	69- 82
--------------------	---	--------

Piedmont (1-0)

Home: 0-0, Away: 1-0, Neutral: 0-0

2-28-20.....a	W	29- 26
---------------	---	--------

Pittsburgh (7-4)

Home: 4-1, Away: 1-2, Neutral: 2-1

All Home Games: 4-1
At McCamish Pavilion: 2-1
At AMC: 2-0
At The Omni: 1-0
In Atlanta: 5-1
All Road Games: 1-3
At Petersen Events Center: 0-2
As ACC members: 2-4
In the ACC Tournament: 0-1
All Neutral Games: 2-1
Under Whack Hyder: 3-0
Under Bobby Cremins: 2-0
Under Brian Gregory: 0-3
Under Josh Pastner: 1-1
Vs. Jamie Dixon: 1-3
vs. Kevin Stallings: 1-1
Longest Winning Streak: 5 games (1966-89)
Longest Losing Streak: 3 games (2014-16)
Most Points Scored: 111 on 12-28-1989
Fewest Points Scored: 61 on 2-28-3017
Most Points Allowed: 92 on 12-4-1989, 12-28-1989
Fewest Points Allowed: 51 on 2-28-17
Largest Margin of Victory: 30 on 2-9-1970
Largest Margin of Defeat: 7 on 1-14-2014

- Pittsburgh won the first three meetings between the two teams after the Panthers became members of the ACC, and the Yellow Jackets have won the next two games in the series, both of them at home, before the Panthers scored a victory in the teams' first ACC tournament encounter last season.
- Tech won the only regular-season meeting between the two teams last season, 61-52, on Feb. 28 at McCamish Pavilion, and Pitt came back with a 61-59 victory in the opening round of the conference tournament at the Barclays Center.
- The six meetings between the two teams as ACC brethren have been decided by an average of 5.3 points, the nine-point Tech win at home last season being the largest margin.
- Pitt earned its first win over the Yellow Jackets in Atlanta on Jan. 14, 2014, with an 81-74 victory, and made it three straight with victories at home during the 2014-15 season (70-65) and 2015-16 season (89-84).
- Tech won the first five games in the series, which took place between 1966 and 1989.
- The two most entertaining games between Tech and the former Big East member played in the same month of the 1989-90 season, when the Yellow Jackets were on the way to their second ACC title and first Final Four appearance. Bobby Cremins and Paul Evans were the respective head coaches at the time.
- Tech overcame an early 26-5 deficit to win the ACC/Big East Challenge game in Hartford in early December, getting 42 points from Dennis Scott, including the game-winner with 8 seconds left. Later in the month, the Panthers came to Atlanta for a Kuppenheimer Classic game at the Omni, and Tech won the game without head coach Bobby Cremins, who was attending his father's funeral. Kenny Anderson recorded a triple-double with 32 points, 12 rebounds and 18 assists.
- Tech scored easy wins over Pitt in the first three games of the series, all under head coach Whack Hyder, two of which were played at Alexander Memorial Coliseum on the Tech campus.
- Tech is 4-3 against the Panthers' current head coach, Kevin Stallings, including six games while he piloted the program at Vanderbilt.

All-Time Series Results

1-4-66.....h	W	89- 77
2-9-70.....a1	W	92- 62
3-6-71.....h	W	78- 61
12-4-89.....21/19...18/nr.....n1	W	93- 92
12-28-89.....14/13.....n2	W	111- 92
1-14-14.....h14	L	74- 81
1-17-15.....a2	L	65- 70
1-6-16.....24/21...a2	L	84- 89
3-5-16.....h14	W	63- 59
2-28-17.....h14	W	61- 52
3-7-17.....n3	L	59- 61

at-Fitzgerald Field House; a2-Petersen Events Center; n1-ACC-Big East Challenge (Hartford [Conn.] Civic Center); n2-Kuppenheimer Classic (The Omni, Atlanta, Ga.); n3-ACC Tournament (Barclays Center, Brooklyn, N.Y.)

Presbyterian (9-0)

Home: 9-0, Away: 0-0, Neutral: 0-0

1-24-75 (ot).....h	W	89- 84
1-29-76.....h	W	87- 61
2-9-77.....h	W	82- 63
12-12-79.....h	W	68- 53
12-17-80.....h	W	64- 61
11-30-81.....h	W	82- 66
1-6-08.....h	W	77- 64
11-14-12.....h14	W	52- 38
11-8-13.....h14	W	88- 57

Progressive Club (3-1)

Home: 1-1, Away: 2-0, Neutral: 0-0

1-23-23.....a	W	33- 30
2-19-23.....h4	L	33- 43
1-19-27.....h4	W	44- 16
2-2-27.....a	W	31- 28

Purdue (2-1)

Home: 0-0, Away: 0-0, Neutral: 2-1

12-26-80.....n1	L	45- 53
12-30-88.....17/17.....n2	W	72- 69
11-20-06.....19/19.....n3	W	79- 61

n1-Gator Bowl Tournament (Jacksonville, Fla.); n2-Rainbow Classic (Blaisdell Center, Honolulu, Hawaii); n3-EA Sports Maui Invitational (Lahaina Civic Center, Lahaina, Maui, Hawaii)

Radford (1-0)

Home: 1-0, Away: 0-0, Neutral: 0-0

11-29-96.....h	W	91- 60
----------------	---	--------

HISTORY

SERIES HISTORY VS. ALL OPPONENTS

Randolph-Macon (1-0)

Home: 1-0, Away: 0-0, Neutral: 0-0
 2-26-72.....h W 80-74

Rhode Island (1-0)

Home: 0-0, Away: 0-0, Neutral: 1-0
 11-30-14.....n1 L 64-61
n1-Orlando Classic (Lake Buena Vista, Fla.)

Rice (10-5)

Home: 6-0, Away: 3-4, Neutral: 1-1
 12-30-47.....n1 L 42-43
 1-2-51.....a L 51-58
 12-2-61.....a L 80-84
 11-30-62.....h W 81-63
 12-16-63 (ot).....a L 79-84
 12-5-64.....h W 71-56
 12-6-65.....a W 96-87
 12-3-66.....h W 87-61
 12-2-67.....a W 84-70
 1-23-69.....h W 75-56
 12-9-69.....a W 87-57
 1-2-71.....h W 82-72
 1-12-72.....a L 74-87
 1-8-73.....h W 69-65
 12-2-12.....n2 W 54-36
n1-All-College Tournament (Oklahoma City, Okla.); n2-DirectTV Classic (Anaheim, Calif.)

Richmond (5-4)

Home: 3-1, Away: 2-2, Neutral: 0-1
 12-30-85.....7/6.....h W 90-64
 11-29-86 (ot).....a1 L 62-67
 12-22-87.....n/20.....h L 67-73
 3-20-88.....n1 L 55-59
 12-20-88.....16/16.....a W 62-50
 11-28-89.....21/19.....h W 87-74
 12-1-90.....14/14.....a L 71-73
 1-2-92.....15/11.....h W 82-75
 2-17-93.....a W 65-60
 12-18-10.....n2 W 67-54
a1-Central Fidelity Classic (Robins Center, Richmond, Va.); n1-NCAA East Regional second round (Hartford [Conn.] Civic Center); n2-Battle at Atlantis (Imperial Arena, Atlantis Resort, Paradise Island, Bahamas)

Rider (1-2)

Home: 0-0, Away: 0-2, Neutral: 1-0
 1-2-31.....a L 33-38
 12-29-33.....a L 32-40
 11-28-14.....n1 W 61-54
n1-Orlando Classic (Lake Buena Vista, Fla.)

Rome YMCA (1-1)

Home: 0-0, Away: 1-1, Neutral: 0-0
 1-31-20.....a L 33-41
 1-1-29.....a W 37-33

Rutgers (2-2)

Home: 0-0, Away: 0-0, Neutral: 2-2
 12-30-71.....n1 L 64-91
 12-30-75.....14/16.....n2 L 87-94
 1-9-86.....5/5.....n2 W 85-46
 12-27-86.....18/nr.....n3 W 79-61
n1-Charlotte Invitational (Charlotte [N.C.] Coliseum); n2-Poinsettia Tournament (Greenville, S.C.); n3-Madison Square Garden, New York, N.Y.; n4-ECAC Holiday Festival (Madison Square Garden, New York, N.Y.)

St. Bernard (1-0)

Home: 1-0, Away: 0-0, Neutral: 0-0
 1-10-74.....h W 70-62

St. Bonaventure (3-1)

Home: 1-0, Away: 0-0, Neutral: 2-1
 12-29-70.....n1 L 68-70
 3-25-71 (2ot).....n2 W 76-71
 12-28-74.....n3 W 70-61
 12-30-91.....15/11.....h W 98-60
n1-Gator Bowl Tournament (Jacksonville, Fla.); n2-NIT Semifinals (Madison Square Garden, New York, N.Y.); n3-Maryland Invitational (Cole Field House, College Park, Md.)

St. Francis, N.Y. (1-0)

Home: 1-0, Away: 0-0, Neutral: 0-0
 12-2-82.....h W 76-54

St. Francis, Pa. (2-0)

Home: 2-0, Away: 0-0, Neutral: 0-0
 12-13-76.....h W 74-72
 12-30-06.....h W 87-43

St. John's (4-5)

Home: 1-0, Away: 0-0, Neutral: 3-5
 3-16-70.....n1 L 55-56
 12-28-77.....n2 W 73-67
 12-29-86.....18/nr.....15/16.....n3 L 53-62
 12-5-90 (ot).....20/20.....17/18.....n4 L 72-73
 12-29-93.....15/15.....n3 W 71-69
 12-28-96.....n3 L 55-67
 11-28-97.....n5 W 77-65
 12-21-03.....5/6.....h W 79-66
 11-30-13.....n6 L 58-69

n1-NIT quarterfinals (Madison Square Garden, New York, N.Y.); n2-Maryland Invitational (Cole Field House, College Park, Md.); n3-ECAC Holiday Festival (Madison Square Garden, New York, N.Y.); n4-ACC-Big East Challenge (Capital Centre, Landover, Md.); n5-Puerto Rico Shootout (Eugenio Guerra Sports Complex, Bayamon, P.R.); n6-Barclays Center Classic (Barclays Center, Brooklyn, N.Y.)

Saint Joseph's (0-2)

Home: 0-0, Away: 0-0, Neutral: 0-2
 3-15-01.....23/23.....n1 L 62-66
 11-17-11.....n2 L 53-66
n1-NCAA West Regional first round (Cox Arena, San Diego, Calif.); n2-Charleston Classic (TD Arena, Charleston, S.C.)

Saint Louis (7-3)

Home: 4-0, Away: 3-2, Neutral: 0-1
 12-20-49.....a L 45-59
 12-27-58.....16/nr.....a L 79-90
 1-14-77.....h W 71-59
 1-21-78.....a W 92-79
 1-28-78.....h W 57-49
 3-2-85.....10/13.....h W 64-54
 12-2-85.....2/na.....a W 62-55
 11-24-01.....n1 L 54-67
 2-16-02.....a W 60-40
 12-13-03.....10/11.....h12 W 75-62
n1-Las Vegas Invitational (Valley High School, Las Vegas, Nev.); h12-Chick-fil-A Peach Bowl Classic (Phillips Arena, Atlanta, Ga.)

Saint Mary's (1-0)

Home: 0-0, Away: 0-0, Neutral: 1-0
 11-25-12.....n1 W 65-56
n1-DirectTV Classic (Anaheim, Calif.)

St. Thomas, Pa. (0-2)

Home: 0-0, Away: 0-2, Neutral: 0-0
 1-3-30.....a L 37-39
 12-30-33.....a L 31-45

Samford (4-0)

Home: 3-0, Away: 1-0, Neutral: 0-0
 12-4-48.....a W 62-42
 1-3-57.....h W 95-54
 12-22-69.....h W 97-76
 2-3-75 (ot).....h W 78-75
Formerly Howard College

Sam Houston State (1-0)

Home: 1-0, Away: 0-0, Neutral: 0-0
 11-22-16.....h14 W 81-73

San Diego State (0-1)

Home: 0-0, Away: 0-1, Neutral: 0-0
 3-23-16.....a L 56-72
**Post-season NIT*

San Francisco (0-1)

Home: 0-0, Away: 0-1, Neutral: 0-0
 12-28-50.....a L 47-61

Santa Clara (0-1)

Home: 0-0, Away: 0-0, Neutral: 0-1
 12-30-95.....n1 L 66-71
n1-Cable Car Classic (San Jose [Calif.] Arena)

Savannah Athletic Club (1-0)

Home: 0-0, Away: 1-0, Neutral: 0-0
 12-30-23.....a W 39-9

Savannah JEA (2-0)

Home: 1-0, Away: 1-0, Neutral: 0-0
 12-27-28.....a W 34-26
 1-14-30.....h7 W 36-22

Savannah State (2-0)

Home: 1-0, Away: 1-0, Neutral: 0-0
 12-11-10.....h W 69-59
 12-10-11.....a W 65-45

Seton Hall (2-1)

Home: 2-0, Away: 0-1, Neutral: 0-0
 11-24-78.....a L 73-78
 2-2-80.....h W 70-69
 3-11-98.....h1 W 88-78
h1-NIT first round

Shorter (1-0)

Home: 1-0, Away: 0-0, Neutral: 0-0
 11-5-16 (exh/ot).....h14 W 95-87

Siena (2-2)

Home: 1-0, Away: 0-2, Neutral: 0-0
 3-16-94.....a1 L 68-76
 12-2-09.....h W 74-61
 12-22-10.....a L 57-62
 11-23-11.....h13 W 72-44
a1-NIT first round (Knickerbocker Arena, Albany, N.Y.)

University of the South (17-1)

Home: 12-0, Away: 4-1, Neutral: 1-0
 2-27-25.....n1 W 31-14
 1-17-33.....a W 38-32
 2-6-33.....h4 W 38-26
 1-20-34.....a W 40-39
 2-21-34.....h W 43-27
 3-2-35.....h4 W 42-31
 2-12-36.....h8 W 34-16
 2-15-36.....a W 58-35
 1-23-37.....a W 54-32
 2-10-37.....h8 W 36-18
 2-10-38.....h8 W 41-31
 2-8-39.....h9 W 37-32
 12-18-54.....h9 W 74-57
 1-6-55.....a L 66-67
 1-6-65.....h W 84-71
 12-2-80.....h W 45-42
 12-2-81.....h W 92-56
 12-13-82.....h W 85-41
*Formerly Sewanee
 n1-SIC Tournament (City Auditorium, Atlanta, Ga.)*

South Carolina (24-18)

Home: 12-8, Away: 10-8, Neutral: 2-2
 2-25-22.....n1 W 34-23
 1-23-26.....h7 L 20-26
 2-13-26.....a L 19-36
 2-26-27.....n1 L 18-32
 1-10-30.....h7 W 31-16
 1-7-31.....h7 L 25-30
 2-21-31.....a W 41-17
 2-9-38.....h8 W 57-35
 2-26-38.....a W 51-30
 2-1-39.....a W 29-25
 2-21-39.....h9 W 38-28
 1-6-40.....a L 30-34
 12-29-40 (ot).....n2 W 39-34
 12-31-40.....a W 44-35
 1-7-41.....h9 W 41-34
 1-10-42.....a W 35-32
 1-9-43.....h9 W 33-23
 2-2-46.....h9 W 55-45
 2-16-46.....a L 47-63
 12-14-46.....h9 W 51-34
 12-15-51.....a W 66-64
 12-28-51.....n3 L 63-78
 1-28-52.....h9 L 58-67
 12-12-52.....h9 L 61-66
 1-24-53 (ot).....a L 66-70
 12-5-53.....a L 45-50
 2-18-54.....h9 W 58-53
 12-20-54.....h9 L 67-69
 2-19-54 (ot).....a W 87-84
 2-18-56.....a W 79-74

12-20-56.....h L 83-90
 12-7-57.....a L 64-70
 12-20-58.....h W 92-62
 12-10-59.....na/15.....a W 70-64
 1-3-61.....h W 85-65
 1-8-64.....h W 87-73
 2-13-74.....14/14.....h L 73-82
 3-1-75.....a L 47-58
 2-23-76.....h L 55-63
 2-19-77.....a W 47-45
 2-16-83.....a L 53-61
 2-16-84.....h W 68-50
 3-21-16.....a W 83-66
*n1-SIC Tournament (City Auditorium, Atlanta, Ga.); n2-Augusta, S.C.; n3-Carolina Invitational (Charlotte, N.C., Coliseum); *Post-season NIT*

USC Aiken (1-0)

Home: 1-0, Away: 0-0, Neutral: 0-0
 11-25-85.....2/na.....h W 119-60

USC Upstate (0-1)

Home: 0-1, Away: 0-0, Neutral: 0-0
 12-6-14.....h14 L 54-59

South Carolina State (2-0)

Home: 2-0, Away: 0-0, Neutral: 0-0
 1-13-83.....h W 106-78
 1-9-84.....h W 90-65

Southeast Atlanta All-Stars (2-0)

Home: 2-0, Away: 0-0, Neutral: 0-0
 11-10-02 (exh).....h W 110-73
 11-10-03 (exh).....h W 112-75

Southeastern Louisiana (1-0)

Home: 1-0, Away: 0-0, Neutral: 0-0
 12-21-15.....h14 W 75-62

Southern University (1-1)

Home: 1-0, Away: 0-0, Neutral: 0-1
 3-19-93.....18/20.....n1 L 78-93
 11-14-16.....h14 W 77-62
n1-NCAA West Regional first round (McKale Center, Tucson, Ariz.)

Southern Bell (1-0)

Home: 1-0, Away: 0-0, Neutral: 0-0
 1-28-27.....h W 75-14

Southern California (2-1)

Home: 1-0, Away: 0-1, Neutral: 1-0
 3-21-92.....6/6.....n1 W 79-78
 12-22-08.....a L 57-76
 12-5-09.....v/23.....h W 79-53
n1-NCAA Midwest Regional second round (Bradley Center, Milwaukee, Wis.)

Southern Illinois (1-1)

Home: 1-0, Away: 0-1, Neutral: 0-0
 1-5-70.....h W 100-71
 1-30-71.....a L 69-89

Southern Methodist (8-6)

Home: 6-0, Away: 1-6, Neutral: 1-0
 12-21-59.....na/12.....a L 71-90
 12-9-60.....na/12.....h W 67-64
 12-1-61.....a L 55-67
 12-6-62.....h W 73-65
 12-17-63.....a L 75-97
 12-3-64.....h W 83-75
 12-4-65.....a L 73-83
 12-1-66.....h W 87-70
 12-4-67.....a W 77-74
 12-3-68.....h W 87-59
 12-10-69.....a L 66-77
 12-2-70.....h W 91-77
 12-18-71.....a L 70-93
 12-21-86.....18/nr.....n1 W 63-54
n1-Suntory Ball (Aoyama College, Tokyo, Japan)

SERIES HISTORY VS. ALL OPPONENTS

Southern Mississippi (2-2)

Home: 2-1, Away: 0-1, Neutral: 0-0

1-31-74	h	L	86-98
12-17-74	a	L	86-94
2-19-76	h	W	65-60
1-9-78	h	W	94-65

Soviet National Team (2-2)

Home: 2-2, Away: 0-0, Neutral: 0-0

11-12-86 (ext)	h	L	78-96
11-5-87 (ext)	h	L	78-87
11-15-89 (ext)	h	W	103-88
11-15-90 (ext-ot)	h	W	99-92

Standard Oil (1-0)

Home: 0-0, Away: 0-0, Neutral: 1-0

12-28-27	n1	W	47-20
----------	----	---	-------

n1-Savannah, Ga.

Stanford (1-2)

Home: 0-1, Away: 0-1, Neutral: 1-0

11-28-86	n1	W	67-65
12-11-99 (ot)	3/3	*h12	61-64
12-19-00	3/3	a1	66-80

n1-Central Fidelity Classic (Robins Center, Richmond, Va.);
 *h12-Delta Air Lines Classic for Kids (Philips Arena, Atlanta, Ga.);
 a1-Stanford Invitational (Maples Pavilion, Stanford, Calif.)

Stetson (1-1)

Home: 1-1, Away: 0-0, Neutral: 0-0

2-6-20	h6	W	44-33
2-17-73	h	L	70-81

Stevens Tech (1-0)

Home: 0-0, Away: 1-0, Neutral: 0-0

12-30-29	a	W	37-25
----------	---	---	-------

Syracuse (4-5)

Home: 2-1, Away: 1-3, Neutral: 1-1

- All Home Games: 2-1
- At McCamish Pavilion: 1-1
- At Philips Arena: 1-0
- At The Omni: 1-0
- In Atlanta: 3-1
- All Road Games: 1-3
- At Carrier Dome: 1-3
- As ACC members: 2-3
- In the ACC Tournament: 0-0
- All Neutral Games: 1-1
- Under Bobby Cremins: 1-0
- Under Paul Hewitt: 1-2
- Under Brian Gregory: 1-2
- Under Josh Pastner: 1-1
- Vs. Jim Boeheim: 3-5
- Longest Winning Streak: 2 games (1985-2001)
- Longest Losing Streak: 2 games (2002-10, 2015-16)
- Most Points Scored: 96 on 12-16-2001
- Fewest Points Scored: 45 on 1-7-2015
- Most Points Allowed: 92 on 12-21-2002
- Fewest Points Allowed: 46 on 1-7-2015
- Largest Margin of Victory: 17 on 3-17-1985
- Largest Margin of Defeat: 27 on 12-12-2002
- Syracuse has won four of six meetings between the two teams since joining the ACC and five of seven dating back to 2002.
- Last season was the first season that Tech and Syracuse played home-and-away since the Orange joined the ACC, with each team winning at home. Tech won the first meeting between the two teams, 71-65, in Atlanta, and the Orange earned the split with a 90-61 victory at the Carrier Dome in the teams' regular-season finale.
- The average margin of victory in the teams' first four meetings as ACC brethren, before the Syracuse rout late last season, was 3.75 points.
- Tech has won once in three trips to the Carrier Dome, a 67-62 decision on March 4, 2014, with the Orange ranked No. 7 in the nation.
- Three of the first four games in the series were played on neutral courts, the first of which had the highest stakes, a second-round NCAA Tournament game at the Omni in Atlanta in 1985.
- The last meeting between the two teams before Syracuse joined the ACC occurred in the championship game of the Legends Classic in Atlantic City in 2010, and 9th-ranked

Syracuse survived a 32-point effort by Brian Oliver (who later transferred to Seton Hall) to win, 80-76.
 • Tech's first trip to the Carrier Dome came in December of 2003, when the Orange, led by freshmen Carmelo Anthony and Gerry McNamara, routed the Jackets with its freshman duo of Chris Bosh and Jarrett Jack, 92-65, and eventually won the national championship.
 • Syracuse had never played on Tech's campus until the 2014-15 season, but the Yellow Jackets did host the 13th-ranked Orange in a Delta Air Lines Classic for Kids game at Philips Arena in 2001. Jim Boeheim missed the game due to prostate surgery and the Yellow Jackets won by 16.

All-Time Series Results

3-17-85	6/6	n1	W	70-53
12-16-01	13/12	*h12	W	96-80
12-21-02		a	L	65-92
11-27-10	9/9	n2	L	76-80
3-4-14	7/7	a	W	67-62
1-7-15		h14	L	45-46
1-30-16		a	L	57-60
2-19-17		h14	W	71-65
3-4-17		a	L	61-90

n1-NCAA East Regional second round (The Omni, Atlanta, Ga.); *h12-Delta Air Lines Classic (Philips Arena, Atlanta, Ga.); n2-Legends Classic (Boardwalk Hall, Atlantic City, N.J.)

Tampa (2-1)

Home: 2-0, Away: 0-1, Neutral: 0-0

1-2-53	a	L	58-64
1-2-69	h	W	98-77
2-26-71	h	W	99-72

Team Fokus (1-0)

Home: 1-0, Away: 0-0, Neutral: 0-0

11-11-00 (ext)	h	W	96-85
----------------	---	---	-------

Team Nike (2-0)

Home: 2-0, Away: 0-0, Neutral: 0-0

11-19-02 (ext)	h	W	81-48
11-6-03 (ext)	h	W	100-89

Temple (2-3)

Home: 1-0, Away: 0-2, Neutral: 1-1

1-3-31	a	L	30-34		
1-16-90	11/11	h	W	59-57	
12-15-90	23/21	a	L	67-69	
12-27-93	15/15	4/4	n1	W	57-51
12-7-96		n2	L	58-76	

n1-ECAC Holiday Festival (Madison Square Garden, New York, N.Y.); n2-Coaches vs. Cancer Classic (Atlantic City [N.J.] Convention Center)

Tennessee (28-43)

Home: 19-14, Away: 9-25, Neutral: 0-4

2-19-21	h4	L	28-29
2-17-22	a	L	14-26
1-20-28	h7	W	31-26
2-13-28	a	W	42-25
2-13-29	h7	L	25-30
1-22-30	a	L	28-33
1-24-31	h7	W	49-29
2-9-31	a	W	32-25
2-4-33	h4	W	37-23
2-13-33	a	L	26-33
2-24-33	n1	L	24-30
1-31-34	h4	L	35-45
2-12-34	a	L	21-23
1-16-35	h4	L	26-36
2-18-35	a	L	30-34
1-17-36	h8	W	33-30
2-24-36	a	L	21-33
2-29-40	n2	L	43-55
1-27-45	a	L	26-44
2-10-45	h	W	53-49
3-3-45	n3	L	37-41
1-26-46	h	L	27-49
2-9-46	a	W	38-34
1-25-47	h	W	48-43
2-7-47	a	L	28-40
1-24-48	h	L	57-59
2-6-48	a	L	46-49
1-22-49	h	L	56-63
2-5-49	a	W	72-71
1-21-50	h	W	68-57
2-4-50	a	L	56-69
3-2-50	n3	L	56-63
2-3-51	a	W	71-57
2-21-51	h	W	74-64
1-26-52	a	L	56-69
2-20-52	h	L	81-83

1-17-53	a	L	67-89	
2-16-53	h	L	79-81	
1-30-54	h	L	61-68	
2-22-54	a	L	57-69	
1-29-55	a	L	58-79	
2-21-55	18/nr	h	W	83-77
1-28-56	h	W	73-72	
2-20-56	a	L	74-76	
1-26-57	a	W	84-77	
2-19-57	h	W	87-85	
1-25-58	h	W	82-79	
2-18-58	a	L	65-84	
1-24-59	a	L	71-84	
2-17-59	h	W	59-49	
1-23-60	6/6	h	W	74-69
2-16-60	6/8	a	L	56-57
1-28-61	a	L	60-65	
2-21-61	h	W	60-59	
1-27-62	(ot)	a	W	66-65
2-20-62	h	W	67-50	
1-26-63	7/6	h	W	73-69
2-19-63	nr/10	a	W	72-60
1-27-64	a	L	63-83	
2-18-64	nr/17	h	W	47-45
12-7-64	h	L	52-66	
1-23-65	nr/13	a	L	48-55
1-22-66	nr/20	a	L	48-83
2-28-66	h	L	47-58	
2-1-67	nr/13	a	L	48-59
2-20-68 (2ot)	nr/11	h	L	69-71
12-17-68	a	L	59-72	
12-15-02	*h12	L	69-70	
2-7-04	15/16	a	W	77-62
11-16-15	h14	W	69-67	
12-3-16	a	L	58-81	

n1-SEC Tournament (City Auditorium, Atlanta, Ga.); n1-SEC Tournament (Knoxville, Tenn.); n3-SEC Tournament (Louisville, Ky.); *h12-Chick-fil-A Peach Bowl Classic for Kids (Philips Arena, Atlanta, Ga.)

Tennessee State (4-0)

Home: 3-0, Away: 1-0, Neutral: 0-0

12-6-03	13/15	h	W	94-43
12-10-05		h	W	82-72
11-11-07		a	W	99-85
12-30-08		h	W	63-58

Tennessee Tech (4-0)

Home: 4-0, Away: 0-0, Neutral: 0-0

12-14-78	h	W	108-63	
11-30-84	18/nr	h	W	96-78
12-27-07	h	W	83-63	
11-11-16	h14	W	70-55	

Texas (2-2)

Home: 0-0, Away: 0-0, Neutral: 2-2

12-29-47	n1	L	45-54		
12-26-85	7/6	n2	W	90-55	
3-17-89	n3	L	70-76		
11-27-91	18/18	24/nr	n4	W	120-07

n1-All-College Tournament (Oklahoma City, Okla.); n2-Cotton States Classic (The Omni, Atlanta, Ga.); n3-NCAA Midwest Regional first round (Reunion Arena, Dallas, Texas); n4-Preseason NIT semifinals (Madison Square Garden, New York, N.Y.)

Texas A&M (2-0)

Home: 1-0, Away: 0-0, Neutral: 1-0

12-15-56	h	W	76-69	
12-27-85	7/7	n1	W	83-58

n1-Gator Bowl Tournament (Jacksonville, Fla.)

Texas Christian (2-1)

Home: 2-0, Away: 0-0, Neutral: 0-1

12-1-65	h	W	112-87
12-21-67	h	W	70-67
3-30-17	n1	L	56-88

n1-Post-season NIT championship game (Madison Square Garden, New York, N.Y.)

Texas-El Paso (1-2)

Home: 0-0, Away: 0-2, Neutral: 1-0

12-20-68	a1	L	71-75
12-18-81	a1	L	44-73
11-26-10	n1	W	71-61

Formerly Texas Western. a1-Sun Bowl Tournament (Special Events Center, El Paso, Texas); n1-Legends Classic (Boardwalk Hall, Atlantic City, N.J.)

Texas-Pan American (0-1)

Home: 0-1, Away: 0-0, Neutral: 0-0

1-28-75	h	L	73-80
---------	---	---	-------

Texas Tech (3-3)

Home: 0-1, Away: 1-1, Neutral: 2-1

12-29-56	n1	W	79-66	
12-14-57 (ot)	h	L	64-67	
12-22-59	8/8	a	W	63-60
12-30-64	n2	L	90-95	
3-26-03	a1	L	72-80	
11-28-03	25/v	n3	W	85-65

n1-All-College Tournament (Oklahoma City, Okla.); n2-Sugar Bowl Tournament (New Orleans, La.); a1-NIT quarterfinals (Lubbock, Texas); n3-Preseason NIT championship game (Madison Square Garden, New York, N.Y.)

The Citadel (6-0)

Home: 4-0, Away: 2-0, Neutral: 0-0

12-26-28	a	W	41-35
2-21-76	h	W	58-56
1-22-77	a	W	63-59
2-15-77	h	W	90-64
11-20-98	h	W	73-50
12-22-12	h14	W	73-41

Troy (4-2)

Home: 4-2, Away: 0-0, Neutral: 0-0

11-30-77	h	W	84-69
1-13-79	h	W	78-54
1-12-80	L	L	49-64
2-11-81	h	L	50-54
12-17-02	h	W	88-66
12-28-06	h	W	85-55

Formerly Troy State

Tulane (38-33)

Home: 23-10, Away: 9-22, Neutral: 6-1

1-16-09	h	L	15-29
1-4-26	a	L	18-33
1-11-26	h	W	31-18
2-11-27	a	W	38-37
2-28-30	n1	W	53-31
2-5-38	a	L	22-37
3-4-38	n2	W	44-29
1-21-39 (ot)	h	W	32-31
2-3-40	h	L	25-37
1-25-41	h	L	20-37
2-7-42	a	W	52-43
2-6-43	h	W	60-36

SERIES HISTORY VS. ALL OPPONENTS

12-22-72.....h L	68-69
3-2-73.....a W	87-83
1-19-74.....a L	90-96
2-20-74.....h L	70-71
2-24-75.....h W	74-69
1-17-76.....a L	58-59
3-4-76.....n4 W	74-68
12-22-76.....a L	57-64
1-29-77.....h W	89-62
1-16-78.....a W	75-70
2-11-78.....h W	63-58
12-27-90.....n5 W	95-83
12-23-01.....h L	69-79
1-2-03.....a L	66-80
12-3-11.....a L	52-57
11-9-12.....h14 W	79-61
12-5-15.....a W	76-68
11-26-16.....h14 W	82-68

n1-SEC Tournament (City Auditorium, Atlanta, Ga.); n2-SEC Tournament (Baton Rouge, La.); n3-SEC Tournament (Louisville, Ky.); n4-Metro Tournament (Freedom Hall, Louisville, Ky.); n5-Sugar Bowl Tournament (Louisiana Superdome, New Orleans, La.)

Turner Field (1-0)
Home: 1-0, Away: 0-0, Neutral: 0-0

1-8-42.....h9 W	49-35
-----------------	-------

Tusculum (1-0)
Home: 1-0, Away: 0-0, Neutral: 0-0

2-7-17.....h14 W	96-58
------------------	-------

UCLA (1-3)
Home: 0-0, Away: 0-2, Neutral: 1-1

12-29-66.....1/1.....a1 L	72-91
12-27-69.....2/2.....a1 L	90-121
12-2-00.....n1 W	72-67
11-22-06.....19/19.....5/5.....n2 L	73-88

a1-Bruin Classic (Pauley Pavilion, Los Angeles, Calif.); n1-Wooden Classic (Arrowhead Pond, Anaheim, Calif.); n2-EA Sports Maui Invitational (Lahaina Civic Center, Lahaina, Maui, Hawaii)

U.S. Marines (0-1)
Home: 0-0, Away: 0-0, Neutral: 0-1

12-8-51 (ext).....n1 L	58-90
------------------------	-------

n1-Paris Island, S.C.

USA Verich Repts (1-0)
Home: 1-0, Away: 0-0, Neutral: 0-0

11-16-93 (ext).....h W	124-110
------------------------	---------

Utah State (0-1)
Home: 0-0, Away: 0-0, Neutral: 0-1

12-13-60.....15/12.....n1 L	62-67
-----------------------------	-------

n1-Bluegrass Invitational (Freedom Hall, Louisville, Ky.)

Vanderbilt (33-40)
Home: 22-14, Away: 8-26, Neutral: 3-0

2-6-14.....h L	55-41
1-30-20.....h L	21-39
2-27-20.....a L	3-32
1-24-25.....h L	28-37
1-15-26.....a L	23-27
1-21-27.....h W	36-29
2-10-28.....a W	41-31
1-19-29.....a W	40-28
2-2-29.....h W	38-15
2-1-30.....h W	46-25
2-7-30.....a W	41-37
1-16-31.....h W	44-37
2-5-31.....a L	32-45
1-16-32.....h W	45-27
1-18-33.....a L	27-38
1-6-34.....h L	22-24
2-9-34.....a L	30-38
1-25-35 (ot).....h L	32-33
2-8-35.....a L	24-53
1-18-36.....a L	23-42
2-8-36.....h L	40-42
2-28-36.....n1 W	42-37
1-16-37.....h W	39-27
2-13-37.....a W	40-30
1-15-38.....h W	59-25
2-12-38.....a W	40-35
3-5-38.....n2 W	50-18
1-14-39.....h W	30-24
2-11-39.....a L	42-49
1-13-40.....h W	49-43

2-10-40.....a W	57-39
1-18-41.....h W	55-48
2-15-41.....a L	41-54
1-17-42.....h L	32-39
2-14-42.....a W	35-27
1-16-43.....h W	43-29
2-13-43.....a L	28-52
3-2-44.....n3 W	63-51
2-10-51.....a L	47-65
2-19-51.....h L	67-69
2-2-52.....a L	67-92
2-18-52.....h L	58-83
1-10-53.....a L	60-72
1-26-53.....h W	85-79
1-11-54.....h L	55-63
1-23-54.....19/nr.....a L	65-84
1-10-55.....h L	69-71
1-22-55.....a L	63-83
1-9-56.....4/nr.....h L	59-72
1-21-56.....5/6.....a L	64-67
1-7-57.....9/11.....h L	73-81
1-19-57.....10/10.....a L	74-93
1-18-58.....h W	81-60
3-1-58.....a L	59-60
1-17-59.....nr/19.....h W	80-61
2-28-59.....a W	71-67
1-16-60 (ot).....6/6.....h W	74-66
2-27-60.....6/8.....a L	57-62
1-21-61.....h L	56-69
3-4-61.....nr/18.....a L	59-79
1-20-62.....h W	71-66
3-3-62.....a L	74-88
2-13-63.....10/9.....h W	69-62
3-2-63.....10/12.....a L	74-75
2-12-64 (ot).....7/7.....h W	75-71
2-29-64.....nr/13.....a L	89-103
12-28-93 (ot).....14/14.....24/24.....h11 W	86-77
1-3-06.....h W	76-67
12-9-06.....25/nr.....a L	64-73
1-21-07.....a L	79-92
1-2-08.....h W	63-51
1-21-13.....a L	63-76
12-20-14.....h14 W	65-60

**h11-Kuppenheimer Classic (Georgia Dome, Atlanta, Ga.); n1-SEC Tournament (Knoxville, Tenn.); n2-SEC Tournament (Baton Rouge, La.); n3-SEC Tournament (Louisville, Ky.)*

Villanova (3-1)
Home: 0-0, Away: 0-0, Neutral: 3-1

3-15-86.....6/6.....n1 W	66-61
12-28-90.....n2 W	99-87
12-3-91.....17/6.....n3 W	80-59
11-27-15.....8/9.....n4 L	52-69

n1-NCAA Southeast Second Round (Assembly Center, Baton Rouge, La.); n2-Sugar Bowl Tournament (Louisiana Superdome, New Orleans, La.); n3-ACC-Big East Challenge (The Omni, Atlanta, Ga.); n4-NIT Season Tip-Off (Barclays Center, Brooklyn, N.Y.)

Virginia (40-39)
Home: 24-12, Away: 11-22, Neutral: 5-5

All Home Games: 24-12
At McCamish Pavilion: 2-1
At AMC: 21-8
At Georgia Dome: 1-0
At The Omni: 1-3
At Philips Arena: 0-1
In Atlanta: 26-13
All Road Games: 11-22
At John Paul Jones Arena: 1-6
At University Hall: 10-16
As ACC members: 38-38
In the ACC Tournament: 5-5
All Neutral Games: 5-5
Under Whack Hyder: 1-1
Under Dwane Morrison: 1-4
Under Bobby Cremins: 24-20
Under Paul Hewitt: 11-8
Under Brian Gregory: 2-5
Under Josh Pastner: 0-1
Vs. Tony Bennett: 2-9
Longest Winning Streak: 9 games (1990-94)
Longest Losing Streak: 8 games (1981-83)
Most Points Scored: 105 on 2-14-1998
Fewest Points Scored: 28 on 1-22-2015
Most Points Allowed: 96 on 3-12-1983
Fewest Points Allowed: 46 on 1-21-1985
Largest Margin of Victory: 27 on 1-19-1991
Largest Margin of Defeat: 41 on 2-16-1981

- Virginia has won 10 of the last 12 meetings, but Georgia Tech leads the all-time series, 40-39.
- The Cavaliers have won the last two games in the series, including a 62-49 win in Charlottesville on Jan. 21 last season. Virginia captured a 72-52 win in the quarterfinals of the 2016 ACC Tournament.
- Tech has four wins in its last 11 trips to Charlottesville, but is just 1-6 at John Paul Jones Arena and has lost on its last five trips to Charlottesville.
- The Yellow Jackets were 10-16 against Virginia at University Hall, the Cavaliers' former homecourt, Tech's best winning percentage on any ACC foe's home court.
- Tech is 2-1 against Virginia in McCamish Pavilion and was 21-8 against the Cavaliers in Alexander Memorial Coliseum. Overall, the Yellow Jackets are 24-12 on all home courts and 26-13 in games played in the city of Atlanta.
- Since Tech joined the ACC, the Yellow Jackets are 38-38 against Virginia.
- Tech was 11-8 against Virginia under Paul Hewitt, including wins in all three meetings in Hewitt's first season of 2000-01. Josh Pastner is 0-2 vs. Virginia (one loss at Memphis), and Tony Bennett is 9-2 vs. Tech.
- Tech has averaged less than 54 points per game in 11 meetings against Bennett's Virginia teams, and tallied just 77 total on its two visits to John Paul Jones Arena.
- Tech and Virginia have played to overtime seven times since the 1983-84 season, including a 72-71 triple-overtime win for Tech in Atlanta on Jan. 23, 1984, and an 88-85 double-overtime triumph for Virginia in Charlottesville on Jan. 22, 1995.
- In the ACC Tournament, Tech has won five of nine meetings, including a 70-61 Jacket victory in the 1990 final in Charlotte.

All-Time Series Results

12-20-47.....h9 W	51-48
12-1-69.....h W	72-49
1-16-71.....a L	84-89
12-1-79.....13/13.....a L	37-55
2-9-80.....18/nr.....h W	62-61
1-17-81.....2/2.....a L	48-85
2-16-81.....1/1.....h L	42-83
3-5-81.....4/4.....n1 L	47-76
1-16-82.....3/2.....h L	60-79
2-15-82.....1/1.....a L	52-56
1-17-83.....2/2.....h10 L	52-66
2-14-83.....3/2.....a L	69-92
3-12-83.....2/2.....n2 L	67-96
1-23-84 (3ot).....h W	72-71
2-7-84.....18/nr.....a L	59-91
1-21-85.....17/15.....h W	49-46
2-16-85.....6/5.....a L	55-62
3-8-85.....9/11.....n2 W	55-48
1-4-86.....6/6.....a W	64-61
2-15-86.....5/5.....h W	62-55
1-22-87.....h10 L	58-61
2-18-87.....a L	58-60
3-6-87.....n1 L	54-55
1-23-88.....a L	55-58
2-25-88.....20/16.....h W	76-71
2-6-89.....a L	71-78
2-22-89.....h W	73-65
1-21-90 (ot).....11/11.....a L	79-81
2-22-90.....8/6.....h L	71-73
3-11-90.....14/13.....n3 W	70-61
1-19-91.....14/15.....h W	78-51
2-19-91.....20/19.....a W	73-60
1-14-92.....16/14.....h W	75-71
2-22-92.....a W	52-49
3-13-92.....n3 W	68-56
1-23-93.....16/16.....7/10.....a W	75-71
2-23-93.....22/22.....h W	73-61
1-23-94.....17/17.....h W	74-70
2-22-94 (ot).....23/nr.....a L	72-73
1-22-95 (2ot).....22/18.....18/19.....a L	85-88
2-22-95.....24/22.....14/14.....h L	60-83
3-7-95.....11/13.....n4 L	67-77
1-20-96.....h W	90-70
2-21-96.....23/22.....a W	84-75
1-22-97.....a L	64-68
2-6-97.....h W	66-53
1-15-98.....a W	83-65
2-14-98.....h W	105-86
1-23-99.....a W	77-65
2-25-99 (ot).....h W	74-68
1-8-00.....a L	65-83
2-9-00.....h W	68-47
1-9-01.....10/11.....a W	73-68
2-11-01.....6/9.....h W	62-56
3-9-01.....12/12.....n5 W	74-69
1-22-02.....7/7.....h L	65-69
2-23-02.....22/15.....a W	82-80
2-1-03.....h W	80-60
3-5-03.....a W	90-73
1-15-04.....12/14.....h W	75-57
2-14-04.....15/16.....a L	80-82
1-8-05.....9/10.....h W	92-69
12-4-05.....h W	63-54

2-24-07.....24/N.....a L	69-75
1-27-08 (ot).....a W	92-82
3-3-08.....h L	74-76
3-13-08.....n6 W	94-76
12-28-08 (ot).....h L	84-88
1-13-10.....20/18.....a L	75-82
1-22-11.....a L	64-72
2-23-11.....h L	56-62
1-19-12.....15/17.....h12 L	38-70
2-3-13.....h14 W	66-60
2-24-13.....a L	54-82
2-8-14.....h14 L	45-64
1-22-15.....a L	28-57
1-9-16.....4/4.....h14 W	68-64
3-10-16.....4/4.....n7 L	52-72
1-21-17.....16/16.....a L	49-62

n1-ACC Tournament (Capital Centre, Landover, Md.); n2-ACC Tournament (The Omni, Atlanta, Ga.); n3-ACC Tournament (Charlotte [N.C.] Coliseum); n4-ACC Tournament (Greensboro [N.C.] Coliseum); n5-ACC Tournament (Georgia Dome, Atlanta, Ga.); n6-ACC Tournament (Boca Raton Arena, Charlotte, N.C.); n7-ACC Tournament (Verizon Center, Washington, D.C.)

Virginia Commonwealth (4-0)
Home: 2-0, Away: 1-0, Neutral: 1-0

12-29-03.....3/3.....h W	86-65
11-18-11.....n1 W	73-60
12-15-15.....h14 W	77-64
12-7-16 (ot).....a W	76-73

n1-Charleston Classic (TD Arena, Charleston, S.C.)

Virginia Tech (6-17)
Home: 3-6, Away: 1-9, Neutral: 2-2

All Home Games: 3-6
At AMC: 2-4
At McCamish Pavilion: 1-2
In Atlanta: 3-6
In Blacksburg: 1-9
At Cassell Coliseum: 1-9
As ACC members: 5-13
In the ACC Tournament: 1-1
All Neutral Games: 2-2
Under Whack Hyder: 1-1
Under Dwane Morrison: 0-1
Under Bobby Cremins: 0-1
Under Paul Hewitt: 3-8
Under Brian Gregory: 2-4
Under Josh Pastner: 0-1
Vs. Buzz Williams: 0-3
Longest Winning Streak: 2 games (2011-14)
Longest Losing Streak: 4 games (2011-13)
Most Points Scored: 84 on 2-23-2008
Fewest Points Scored: 15 on 2-14-1921
Most Points Allowed: 102 on 2-13-2011
Fewest Points Allowed: 31 on 2-14-1921
Largest Margin of Victory: 19 on 3-11-2008
Largest Margin of Defeat: 25 on 2-13-2011

- Virginia Tech has won 17 of 23 all-time meetings with Georgia Tech, including 13 of 18 as a member of the ACC.
- The Hokies have won the last three games of the series, all in the final minute, including a 62-61 decision last season in Blacksburg, a 78-77 win Jan. 16, 2016 at McCamish Pavilion, and a 65-63 win on Feb. 9, 2015 at Cassell Coliseum. The Yellow Jackets won the two meetings before that.
- Tech's 64-54 win on Feb. 9, 2013 in Blacksburg is its only triumph at Cassell Coliseum in 10 tries.
- Tech has defeated Virginia Tech only three times in nine meetings at home since the Hokies joined the ACC, and the Yellow Jackets received extraordinary performances by a individuals to win two of those games. On Jan. 19, 2008, reserve guard Matt Causey came off the bench to hit seven threes and pour in 30 points in the Jackets' 81-70 victory. On Jan. 25, 2011, current Cleveland Cavalier Iman Shumpert recorded the fourth triple-double in Tech history with 22 points, 12 rebounds and 11 assists in the Jackets' 72-57 win.
- The Hokies, led by future NBA star Dell Curry, held off the Jackets and their future All-Americans Mark Price and John Salley, 77-74, in the teams' first meeting, a first-round post-season NIT game, at Cassell Coliseum in 1984.
- The teams have split two ACC Tournament encounters, the Jackets capturing a 73-54 victory in the first round of the 2005 tournament in Washington, D.C., and the Hokies winning a 59-43 decision in the first round in 2011.
- Georgia Tech's first victory over Virginia Tech occurred on Dec. 27, 1962, a 73-72 overtime triumph at the Gator Bowl Tournament that was part of an 11-0 start for the Yellow Jackets. Tech went on to finish the season 21-5. Both teams

SERIES HISTORY VS. ALL OPPONENTS

were ranked in the UPI poll at the time, Georgia Tech at No. 18, Virginia Tech at No. 14.

• Both teams were members of the old Metro Conference, but not at the same time. Georgia Tech was a member for three seasons from 1975-76 through 1977-78 before leaving to join the ACC. Virginia Tech joined the league for the 1978-79 season.

All-Time Series Results

2-14-21.....a	L	15-31
12-20-57.....h	L	59-70
12-27-62 (ot).....nr/18.....nr/14.....n1	W	73-72
12-22-79.....n2	L	62-67
3-10-84.....a1	L	74-77
1-22-05.....12/15.....h	L	69-70
3-11-05.....n3	W	73-54
1-31-06.....a	L	62-63
1-28-07.....h	L	65-73
1-19-08.....h	W	81-70
2-23-08.....a	L	84-92
2-11-09.....a	L	71-76
3-6-10.....h	L	82-88
1-25-11.....h	W	72-57
2-13-11.....a	L	77-102
3-10-11.....n4	L	43-59
2-18-12 (ot).....a	L	73-74
1-12-13 (ot).....h14	L	65-70
2-9-13.....a	W	64-54
3-8-14.....h14	W	62-51
2-9-15.....a	L	63-65
1-16-16.....h14	L	77-78
1-18-17.....a	L	61-62

n1-Gator Bowl Tournament (Jacksonville, Fla.); n2-Roanoke Times & World News Holiday Classic (Roanoke [Va.] Civic Center); n3-ACC Tournament (MCI Center, Washington, D.C.); n4-ACC Tournament (Greensboro Coliseum, Greensboro, N.C.); a1-NIT first round

VMI (6-2)

Home: 5-0, Away: 0-2, Neutral: 1-0

2-12-21.....a	L	16-53
1-18-65.....h	W	82-71
1-15-66.....h	W	86-73
1-30-68.....h	W	90-70
2-5-69.....n1	W	87-74
12-8-75.....a	L	53-68
2-2-76.....h	W	66-56
1-2-93.....14/13.....h	W	78-52

n1-Salem, Va.

Wake Forest (41-39)

Home: 28-9, Away: 12-26, Neutral: 1-4

All Home Games: 28-9
At AMC: 24-9
At McCamish Pavilion: 3-0
At Phillips Arena: 1-0
All Road Games: 12-26
At Joel Coliseum: 8-19
At Winston-Salem: 9-23
At Greensboro (regular season): 2-3
At Greensboro (all games): 2-4
As ACC members: 40-37
In the ACC Tournament: 0-4
All Neutral Games: 1-4
Under Whack Hyder: 0-2
Under Dwane Morrison: 0-4
Under Bobby Gremins: 22-18
Under Paul Hewitt: 12-12
Under Brian Gregory: 6-2
Under Josh Pastner: 0-1
Vs. Danny Manning: 2-2
Longest Winning Streak: 12 games (1985-91)
Longest Losing Streak: 9 games (1965-83)
Most Points Scored: 112 on 3-8-2007
Fewest Points Scored: 38 on 2-6-1982
Most Points Allowed: 114 on 3-8-2007
Fewest Points Allowed: 39 on 1-19-2011
Largest Margin of Victory: 35 on 1-19-2011
Largest Margin of Defeat: 30 on 2-7-1981

- Georgia Tech has a 41-39 lead in the all-time series and a 40-37 lead in games played since it became a member of the ACC.
- Tech has won six of the last eight meetings between the two teams, but lost the only meeting between the two teams last season (81-69 in Winston-Salem).
- Tech has won its last 11 games against Wake Forest at home, dating back to an 80-76 Demon Deacon win on Feb. 22, 2004 when both teams were ranked in the top 20. The Jackets won the last seven meetings in Alexander Memorial Coliseum, a 69-62 decision at Philips Arena during the 2011-12 season, and all three meetings so far at McCamish Pavilion.
- Tech was 24-9 against Wake Forest in games played at Alexander Memorial Coliseum, and is 28-9 against the Demon Deacons in Atlanta.
- Tech made a sweep of the season series in 2010-11, setting school records in each game for margin of victory in an ACC game (74-39 at home on Jan. 19) and for margin of victory in an ACC road game (80-54 on Mar. 3). The Jackets also swept the Demon Deacons in 2012-13.
- The home team has won 35 of the last 46 regular-season games in the series, with Wake Forest winning four times in Atlanta during that span, and Tech winning seven times in Winston-Salem.
- Tech has lost 13 of the last 18 meetings at the Joel Coliseum, but has one of its better records in an opponent's building at 8-19. Tech is 12-26 against Wake Forest on the road, including a 2-3 mark in regular-season games played in Greensboro and a 2-4 mark in games played in Winston-Salem prior to the opening of Joel Coliseum.
- Tech is 38-28 against Wake Forest since 1985, including 12 straight victories from 1985-91.
- Wake Forest has won all four of its meetings with Georgia Tech in the ACC Tournament, including a 75-74 triumph in the 1996 championship game in Greensboro. Wake Forest took the 2007 first round meeting, winning 114-112 in double-overtime, the highest-scoring game in ACC Tournament history and the highest-scoring game for Tech involving an ACC opponent in its history.

All-Time Series Results

12-29-49.....n1	W	64-57
1-12-65.....h	L	78-97
1-8-66.....a1	L	80-96
1-26-80.....h	L	59-67
2-16-80.....a1	L	48-49
1-3-81.....8/8.....a1	L	61-87
2-7-81.....8/8.....h	L	56-86
1-2-82.....nr/20.....h	L	56-74
2-6-82.....13/16.....a2	L	38-53
1-8-83.....a2	L	53-60
2-12-83.....h	W	70-69
1-7-84.....8/9.....h	W	68-66
2-2-84 (ot).....18/nr.....15/15.....a1	L	74-78
1-5-85.....8/7.....a2	L	54-68
2-10-85.....10/7.....h	W	94-75
1-8-86.....5/5.....h	W	72-58
2-19-86.....5/5.....a1	W	59-49
1-3-87 (ot).....18/nr.....a1	W	65-59
2-7-87.....h	W	83-69
1-10-88.....h	W	78-66
2-13-88.....a2	W	78-75
1-7-89.....19/16.....a2	W	84-75
2-11-89.....h	W	75-70
1-6-90.....12/12.....a	W	91-79
2-7-90.....16/15.....h	W	79-70
1-6-91.....24/nr.....h	W	101-91
2-9-91.....a	L	74-86
1-18-92.....16/14.....nr/24.....a	L	72-86
2-27-92.....h	W	80-61
1-21-93.....16/16.....h	L	58-81
2-20-93.....10/11.....a	W	69-58
1-19-94.....17/17.....a	L	63-67
2-19-94.....25/nr.....h	W	71-69
3-11-94.....n2	L	49-74
1-17-95.....22/18.....15/16.....h	W	67-65
2-18-95.....20/17.....14/14.....a	L	62-73
1-17-96.....6/6.....a	L	63-66
2-17-96.....8/9.....h	W	64-63
3-10-96.....18/18.....12/10.....n3	L	74-75
1-8-97.....2/2.....h	L	63-73
2-25-97.....5/5.....a	L	55-71
1-10-98.....h	W	70-63
2-11-98.....a	W	77-76
1-16-99.....h	W	75-61
2-16-99.....h	L	58-67
1-27-00.....h	L	46-60
2-27-00.....a	L	64-76
1-13-01 (ot).....6/6.....h	W	95-89
2-14-01.....23/15.....a	L	65-81
1-26-02.....21/16.....a	L	74-87
2-27-02.....24/22.....h	W	90-77
3-8-02.....n2	L	83-92
1-19-03.....a	L	66-73
2-20-03.....h	L	67-75
1-20-04.....11/13.....10/7.....a	W	73-66
2-22-04.....18/16.....15/15.....h	L	76-80
1-27-05 (ot).....22/21.....5/5.....h	W	102-101
3-2-05.....4/4.....a	L	91-98
1-18-06.....a	L	71-86
2-25-06.....h	W	76-61
1-30-07.....a	L	75-85
2-21-07.....h	W	75-61
3-8-07 (2 ot).....n4	L	112-114
2-6-08.....a	W	89-83

3-1-08 (ot).....h	W	87-79
1-31-09.....6/4.....h	W	76-74
2-18-09.....8/8.....a	L	69-87
1-28-10.....22/22.....h	W	79-58
2-13-10.....20/20.....a	L	64-75
1-19-11.....h	W	74-39
3-3-11.....a	W	80-54
2-15-12.....a	L	50-59
3-3-12.....h12	W	69-62
1-26-13.....h14	W	82-62
2-16-13.....a	W	57-56
2-1-14.....a	W	79-70
1-10-15.....a	L	69-76
2-7-15.....h14	W	73-59
2-10-16.....h14	W	71-66
2-4-17.....a	L	69-81

n1-Dixie Classic (Reynolds Coliseum, Raleigh, N.C.); n2-ACC Tournament (Charlotte [N.C.] Coliseum); n3-ACC Tournament (Greensboro [N.C.] Coliseum); a1-Winston-Salem, N.C., Coliseum; n4-ACC Tournament (St. Pete Times Forum, Tampa, Fla.); a2-Greensboro [N.C.] Coliseum

Washington (2-1)

Home: 0-0, Away: 0-0, Neutral: 2-1

12-27-84.....10/13.....11/12.....n1	W	65-58
11-29-98.....16/16.....n2	L	60-76
11-26-99.....n3	W	82-65

n1-Rainbow Classic (Special Events Center, Honolulu, Hawaii); n2-Big Island Invitational (Aloof-Chinen Civic Auditorium, Hilo, Hawaii); n3-Great Alaska Shootout (Sullivan Arena, Anchorage, Alaska)

West Chester State (1-0)

Home: 1-0, Away: 0-0, Neutral: 0-0

12-16-81.....h	W	89-60
----------------	---	-------

West Virginia (2-1)

Home: 0-0, Away: 0-1, Neutral: 2-0

12-31-49.....n1	W	63-48
2-7-68.....a	L	75-79
11-28-99.....n2	W	58-53

n1-Dixie Classic (Reynolds Coliseum, Raleigh, N.C.); n2-Big Island Invitational (Aloof-Chinen Civic Auditorium, Hilo, Hawaii)

West Virginia Tech (1-0)

Home: 1-0, Away: 0-0, Neutral: 0-0

2-21-80.....h	W	67-52
---------------	---	-------

Western Carolina (6-1)

Home: 5-1, Away: 1-0, Neutral: 0-0

1-11-79.....a	W	72-50
2-1-79.....h	W	100-75
1-9-80.....h	W	70-60
11-28-80.....h	L	77-88
12-2-93.....16/17.....h	W	77-55
12-1-94.....20/19.....h	W	89-63
1-13-96.....h10	W	91-78

Westminster (1-0)

Home: 0-0, Away: 0-0, Neutral: 1-0

12-29-55.....n1	W	65-56
-----------------	---	-------

n1-Queen City Tournament (Buffalo, N.Y.)

William & Mary (6-1)

Home: 5-0, Away: 0-1, Neutral: 1-0

12-6-61.....h	W	72-56
2-4-63.....6/6.....h	W	50-49
12-21-64.....h	W	91-73
12-22-65.....h	W	92-73
12-20-71.....h	W	83-71
12-18-72.....a	L	60-63
12-29-87.....n1	W	90-59

n1-Cotton States Classic (The Omni, Atlanta, Ga.)

Winthrop (1-1)

Home: 1-0, Away: 0-0, Neutral: 0-1

11-24-97.....h	W	95-65
11-18-07.....n1	L	73-79

n1-Paradise Jam (St. Thomas, U.S. Virgin Islands)

Winston-Salem State (3-0)

Home: 3-0, Away: 0-0, Neutral: 0-0

1-3-07.....h	W	97-46
11-14-08.....h	W	92-47
12-29-09.....v20	W	78-43

Wisconsin (1-1)

Home: 1-0, Away: 0-0, Neutral: 0-1

12-28-63.....n1	L	84-104
11-28-01.....h1	W	62-61

n1-ACC-Big Ten Challenge (AMC); n1-Milwaukee Classic (Milwaukee, Wis.)

Wisconsin-LaCrosse (1-0)

Home: 1-0, Away: 0-0, Neutral: 0-0

1-4-74.....h	W	73-69
--------------	---	-------

Wittenberg (0-1)

Home: 0-0, Away: 0-1, Neutral: 0-0

12-27-26.....a	L	37-40
----------------	---	-------

Wofford (14-2)

Home: 14-2, Away: 0-0, Neutral: 0-0

1-14-21.....h	L	18-20
2-10-68.....h	W	97-67
1-17-75.....h	W	75-74
1-31-77.....h	W	81-37
12-17-79.....h	W	84-64
12-20-80.....h	L	44-49
11-29-82.....h	W	116-72
1-19-84.....h	W	78-44
11-22-96.....h	W	74-49
1-3-98.....h	W	90-58
12-16-98.....h	W	76-63
12-22-99.....h	W	80-70
11-17-00.....h	W	92-49
12-21-01.....h	W	79-70
12-1-15.....h14	W	77-61
12-22-16.....h14	W	76-72

Wyoming (1-0)

Home: 1-0, Away: 0-0, Neutral: 0-0

12-22-58.....h	W	110-78
----------------	---	--------

Xavier (0-2)

Home: 0-0, Away: 0-1, Neutral: 0-1

2-16-35.....a	L	19-38
1-2-56.....n1	L	67-92

n1-Queen City Tournament (Buffalo, N.Y.)

Yale (0-2)

Home: 0-1, Away: 0-0, Neutral: 0-1

1-2-68.....h	L	78-79
12-28-73.....n1	L	95-101

n1-Old Dominion Invitational (The Scope, Norfolk, Va.)

Young Harris (1-0)

Home: 1-0, Away: 0-0, Neutral: 0-0

11-1-13 (ext).....h	W	90-53
---------------------	---	-------

Youngstown State (1-0)

Home: 1-0, Away: 0-0, Neutral: 0-0

12-29-92.....14/13.....h	W	105-85
--------------------------	---	--------

Yugoslavian National Team (1-0)

Home: 1-0, Away: 0-0, Neutral: 0-0

11-13-88 (ext).....h	W	77-74
----------------------	---	-------

HISTORY

SERIES HISTORY VS. ALL OPPONENTS

Winning Streaks

Overall: 15 games, 12-2-85 (at St. Louis) through 1-21-86 (Duke). Ended by North Carolina (1-25-86)

Start of Season: 12 games, 11-18-03 (Louisiana-Lafayette) through 12-29-03 (VCU). Ended by Georgia (1-3-04)

Home: 16 games, 2-23-63 (Georgia) through 2-18-64 (Tennessee). Ended by Auburn (12-1-64).

Away: 5 games, 2-7-59 (Tulane) through 12-10-59 (South Carolina); 12-3-62 (Furman) through 1-12-63 (Mississippi); 2-23-70 (Tulane) through 1-9-71 (Tulane); 12-2-85 (St. Louis) through 1-18-86 (Clemson).

ACC: 9 games, 2-27-85 (North Carolina) through 1-21-86 (Duke). Ended by North Carolina (1-25-86).

ACC Home: 9 games, 3-2-95 (Florida State) through 3-3-96 (Clemson). Includes the Omni which was Tech's homecourt early in 1996 while AMC was being renovated

ACC at home: 8 games, 2-6-85 (Duke) through 3-2-86 (Clemson); 2-19-94 (Wake Forest) through 2-4-95 (Maryland).

ACC Away: 3 games, 1-23-85 (Clemson) through 2-2-85 (Maryland); 2-10-96 (North Carolina) through 2-28-96 (Florida State); 2-19-04 (Maryland) through 3-3-04 (Duke); 1-23-08 (NC State) through 2-6-08 (Wake Forest)

Record by Decade

Period	*Yrs	Games	Won	Lost	Pct.
1900-09	2	10	3	7	.300
1910-19	2	16	8	8	.500
1920-29	10	186	92	94	.495
1930-39	10	175	96	79	.549
1940-49	10	197	104	93	.528
1950-59	10	248	110	138	.444
1960-69	10	259	151	108	.583
1970-79	10	270	132	138	.489
1980-89	10	298	165	133	.554
1990-99	10	316	188	128	.595
2000-09	10	315	167	148	.530
2010-present	8	266	133	133	.500
All-time	102	2,556	1,349	1,207	.528

*Actual number of seasons played during decade.

Tech's Most Frequent Non-ACC Foes

(20 or more meetings)

Alabama*	28-41
Auburn*	61-53
Florida*	26-20
Georgia*	105-88
Kentucky*	15-56
Louisville (pre-ACC)	13-15
Maryland+	36-40
Mercer	28-17
Mississippi State*	16-13
South Carolina	25-18
Tennessee*	28-43
Tulane*	38-33
Vanderbilt*	34-39

*denotes SEC member while Tech was also a member (1932-64)

+denotes ACC member while Tech was also a member (1979-2014)

Georgia Tech in Overtime

All Overtime Games: 63-58

Single Overtime Games: 53-47

Double Overtime Games: 6-11

Triple Overtime Games: 4-0

3-17-06	Georgia	W, 13-11
2-8-22	Agoga Class	L, 25-26
1-13-25	@Ft. McPherson (2 ot)	W, 28-26
1-8-27	Auburn	W, 22-20
1-15-27	@Georgia	W, 36-35
1-1-31	@Manhattan	L, 26-32
1-25-35	Vanderbilt	L, 32-33
2-23-35	@Georgia	W, 49-39
1-21-39	Tulane	W, 32-31
2-4-39	@Florida	L, 29-33
2-21-40	@Auburn	L, 38-39
12-29-40	@South Carolina	L, 39-40
1-22-41	@Clemson	L, 49-52
2-21-45	Atlanta NAS	W, 51-47
1-26-49	Georgia	L, 60-74
2-15-50	@Georgia	L, 72-73
2-24-51	Pennsylvania	L, 77-83
3-1-51	Tulane	W, 63-61
1-24-53	@South Carolina	L, 66-70
12-28-54	Idaho State	W, 72-69
2-12-55	@Louisiana State	W, 79-72
2-19-55	@South Carolina	W, 87-84
2-26-55	Georgia (2 ot)	L, 66-67
2-7-56	@Auburn	L, 74-77
2-16-56	@Georgia	W, 72-68
2-4-57	Auburn	W, 76-67
12-14-57	Texas Tech	L, 64-67
12-19-57	Georgia	L, 68-69
2-1-58	@Alabama (2 ot)	L, 72-74
2-24-58	@Florida	W, 62-61
2-14-59	Oklahoma City (3 ot)	W, 71-65
1-16-60	Vanderbilt	W, 74-66
1-11-61	@Georgia	W, 89-80
1-16-61	@Mississippi St.	L, 61-62
1-24-61	@Auburn	W, 48-43
1-2-62	Navy	L, 62-64
1-27-62	@Tennessee	W, 66-65
2-12-62	Tulane	W, 77-74
2-26-62	@Florida	L, 75-82
12-3-62	@Furman	W, 80-79
12-27-62	Virginia Tech	W, 73-72
1-5-63	@Kentucky (2 ot)	W, 86-85
1-12-63	@Mississippi	W, 73-71
2-8-63	@Tulane	L, 69-77
2-23-63	Georgia	W, 66-58
12-16-63	@Rice	L, 89-74
2-12-64	Vanderbilt	W, 75-71
2-15-64	Florida State	W, 77-73
12-21-66	Auburn	W, 78-76
1-10-67	@Furman	L, 68-69
2-20-68	Tennessee (2 ot)	L, 69-71
3-25-71	St. Bonaventure (2 ot) +	W, 76-71
1-6-73	Hawaii	W, 85-83
2-5-73	Florida	L, 85-87
3-7-74	@Georgia	W, 97-95
12-28-74	St. Bonaventure	W, 70-61
1-24-75	Presbyterian	W, 89-84
2-3-75	Samford	W, 78-75
2-16-79	@Memphis State (2 ot)	W, 89-84
2-27-79	East Carolina	L, 64-66
2-28-80	Maryland	L, 49-51
1-23-84	Virginia (3 ot)	W, 72-71
2-2-84	@Wake Forest	L, 74-78
2-4-84	Maryland (2 ot)	W, 71-70
2-4-86	North Carolina	L, 77-78
11-29-86	Richmond	L, 62-67
12-20-86	Boston College	W, 65-62
1-3-87	@Wake Forest	W, 65-59
3-5-88	@Clemson (2 ot)	L, 94-97
1-22-89	@Illinois (2 ot)	L, 92-103
3-4-89	@Clemson	L, 79-81
1-21-90	@Virginia	L, 79-81
2-17-90	@NC State (2 ot)	W, 95-92
2-24-90	@Notre Dame	W, 88-80
3-23-90	Michigan State#	W, 81-80
12-5-90	St. John's	L, 72-73
12-19-90	Georgia (3 ot)	W, 112-105
2-5-92	@Clemson	L, 78-95
2-29-92	NC State	W, 98-88

3-27-92	Memphis State#	L, 79-83
12-18-93	Vanderbilt	W, 86-77
2-22-94	@Virginia	L, 72-73
1-22-95	@Virginia (2 ot)	L, 85-88
2-7-96	Duke	W, 73-71
2-10-96	@North Carolina	W, 92-83
2-25-96	NC State	W, 92-83
12-4-97	NC State	L, 69-71
2-8-98	North Carolina (2 ot)	L, 100-107
3-16-98	Georgetown+	W, 80-79
11-27-98	West Virginia	W, 65-62
12-5-98	Appalachian State	W, 74-72
12-13-98	Georgia	W, 84-79
2-11-99	@Florida State (3 ot)	W, 111-108
2-25-99	Virginia	W, 74-68
12-11-99	Stanford	L, 61-64
3-1-00	@North Carolina	L, 72-74
1-13-01	Wake Forest	W, 95-89
1-3-04	@Georgia (2 ot)	L, 80-83
3-1-04	Kansas#	W, 79-71
1-1-05	Kansas	L, 68-70
1-27-05	Wake Forest	W, 102-101
2-18-06	@Maryland	L, 84-87
3-8-07	Wake Forest (2 ot)*	L, 112-114
1-27-08	@Virginia	W, 92-82
3-1-08	Wake Forest	W, 87-79
11-22-08	@Mercer	W, 82-76
12-28-08	Virginia	L, 84-88
1-17-09	@NC State	L, 71-76
1-20-09	Boston College	L, 76-80
11-20-09	Florida State	L, 59-66
1-2-11	Charlotte (2 ot)	L, 83-86
2-18-12	Virginia Tech	L, 73-74
1-12-13	Virginia Tech	L, 65-70
1-26-14	@NC State	L, 78-80
3-12-14	Boston College*	W, 73-70
3-13-14	Clemson*	L, 65-69
1-3-15	@Notre Dame (2 ot)	L, 76-83
1-31-15	NC State	L, 80-81
2-28-15	@Clemson	L, 63-70
3-9-16	Clemson*	W, 88-85
12-7-16	@VCU	W, 76-73

Georgia Tech's longest stretch of regulation games without an overtime is 103, from Feb. 7, 1975 vs. NC State through Jan. 13, 1979 vs. Troy State, inclusive.

Most overtime games in one season: 6 in 1962-63

NCAA Tournament

+ Post-Season NIT

*ACC Tournament



MISCELLANEOUS HISTORY

Tech at Off-Campus Atlanta Venues

Philips Arena

12-1-99	Michigan ²	L, 77-80
12-11-99	Stanford ¹ (ot)	L, 61-64 (ot)
12-9-00	Kentucky ¹	W, 86-84
12-16-01	Syracuse ¹	W, 96-80
12-15-02	Tennessee ¹	L, 69-70
12-13-03	Saint Louis ¹	W, 75-62
12-11-04	Air Force ¹	W, 64-42
11-29-11	Northwestern	L, 60-76
1-3-12	Alabama	L, 48-73
1-7-12	Duke	L, 74-81
1-19-12	Virginia	L, 38-70
1-24-12	Miami	L, 49-64
2-4-12	Boston College	W, 51-47
2-9-12	NC State	L, 52-61
2-21-12	Clemson	L, 37-56
2-25-12	Maryland	W, 63-61
3-3-12	Boston College	W, 69-62
3-8-12	Miami ⁴	L, 36-54

Arena at Gwinnett Center

11-11-11	Florida A&M	W, 92-59
11-14-11	Delaware State	W, 70-52
11-23-11	Siena	W, 72-44
12-19-11	Alabama A&M	W, 65-54
12-22-11	Mercer	L, 59-66

Georgia Dome

12-19-92	Louisville ¹	W, 87-85
12-18-93	Vanderbilt ¹	W, 86-77
12-17-94	Louisville ¹	L, 72-77
11-15-95	Manhattan ³	W, 87-67
11-17-95	Oklahoma ³	W, 83-72
12-16-95	Louisville ¹	W, 88-77

12-21-96	Kentucky ¹	L, 59-88
12-20-97	Louisville ¹	W, 94-86
12-13-98	Kentucky ¹	L, 39-80
3-9-01	Virginia ⁴	W, 74-69
3-10-01	North Carolina ⁴	L, 63-70
2-11-07	Connecticut	W, 65-52
3-12-09	Clemson ⁴	W, 86-81
3-13-09	Florida State ⁴	L, 62-64

¹Chick-fil-A Classic for Kids

²ACC-Big Ten Challenge

³Pre-Season NIT

⁴ACC Tournament

Tech at Non-Power 5 Venues Since 2000

Date	Opponent	Conference	Result
12/7/16	VCU	A-10	W, 76-73 (ot)
12/5/15	Tulane	C-USA	W, 76-68
12/23/14	Dayton	A-10	L, 61-75
12/29/13	Charlotte	A-10	W, 58-55
12/29/11	Fordham	A-10	L, 66-72
12/10/11	Savannah State	MEAC	W, 65-45
12/3/11	Tulane	C-USA	L, 52-57
12/22/10	Siena	MAAC	L, 57-62
11/15/10	Kennesaw State	A-Sun	L, 63-80
1/2/10	Charlotte	A-10	W, 76-67
12/14/09	Chattanooga	SoCon	W, 95-64
11/22/08	Mercer	A-Sun	W, 82-76 (ot)
11/11/07	Tennessee State	OVC	W, 99-85
1/10/06	Centenary	Summit	W, 85-69
12/28/05	Air Force	Mt. West	L, 46-54
11/22/04	Illinois-Chicago	Horizon	W, 60-59
11/23/03	Cornell	Ivy	W, 90-69
1/2/03	Tulane	C-USA	L, 66-80
2/16/02	Saint Louis	C-USA	W, 60-40

Tech Month-by-Month

Season	Nov	Dec	Jan	Feb	Mar/Apr	Total
1905-06	0-0	0-0	0-0	0-1	2-0	2-1
1906-08						did not play
1908-09	0-0	0-0	1-5	0-1	0-0	1-6
1909-12						did not play
1912-13	0-0	0-0	0-0	2-6	0-0	2-6
1913-14	0-0	0-0	0-0	6-2	0-0	6-2
1914-19						did not play
1919-20	0-0	0-0	3-3	3-5	1-2	7-10
1920-21	0-0	0-0	1-4	3-6	0-0	4-10
1921-22	0-0	0-0	4-2	7-4	0-0	11-6
1922-23	0-0	0-0	5-2	4-5	0-2	9-9
1923-24	0-0	3-0	2-7	4-6	0-0	9-13
1924-25	0-0	0-0	3-4	1-8	0-0	4-12
1925-26	0-0	0-0	4-6	2-5	0-0	6-11
1926-27	0-0	3-6	7-1	7-3	0-0	17-10
1927-28	0-0	2-1	3-3	5-3	0-0	10-7
1928-29	0-0	4-1	7-1	4-3	0-1	15-6
1929-30	0-0	1-2	3-5	6-5	0-1	10-13
1930-31	0-0	2-1	5-7	4-5	0-0	11-13
1931-32	0-0	0-0	4-2	3-4	0-0	7-6
1932-33	0-0	0-0	4-2	5-4	0-0	9-6
1933-34	0-0	0-3	3-3	3-5	0-1	6-12
1934-35	0-0	0-0	0-4	5-4	1-0	6-8
1935-36	0-0	0-0	3-4	7-4	0-0	10-8
1936-37	0-0	0-0	6-0	6-1	1-1	13-2
1937-38	0-0	0-0	6-0	8-2	4-0	18-2
1938-39	0-0	0-0	2-2	4-6	0-1	6-9
1939-40	0-0	0-0	2-4	5-4	0-0	7-8
1940-41	0-0	2-0	4-3	2-8	0-0	8-11
1941-42	0-0	0-0	4-3	4-5	0-0	8-8
1942-43	0-0	0-0	4-2	7-3	0-0	11-5
1943-44	0-0	0-0	8-1	5-2	1-1	14-4
1944-45	0-0	0-0	3-4	6-1	2-1	11-6
1945-46	0-0	1-0	4-6	5-5	0-0	10-11
1946-47	0-0	4-0	4-5	4-5	0-1	12-11
1947-48	0-0	2-4	2-6	5-5	3-1	12-16
1948-49	0-0	4-2	1-7	6-3	0-1	11-13
1949-50	0-0	6-3	4-5	4-4	0-1	14-13
1950-51	0-0	1-5	4-6	2-7	1-1	8-19
1951-52	0-0	3-1	2-6	2-8	0-0	7-15
1952-53	0-0	1-4	3-7	1-6	0-0	5-17
1953-54	0-0	0-5	0-8	2-8	0-1	2-22
1954-55	0-0	2-2	4-8	6-3	0-0	12-13
1955-56	0-0	3-2	4-5	5-4	0-0	12-11
1956-57	0-1	6-2	5-4	7-1	0-0	18-8
1957-58	0-0	5-4	7-2	3-5	0-0	15-11
1958-59	0-0	6-3	4-5	7-1	0-0	17-9
1959-60	0-0	8-1	8-1	5-3	1-1	22-6
1960-61	0-0	4-5	4-5	5-2	0-1	13-13
1961-62	0-0	4-4	3-6	3-5	0-1	10-16
1962-63	1-0	6-0	8-1	6-3	0-1	21-5
1963-64	0-0	5-3	5-3	7-3	0-0	17-9
1964-65	0-0	4-5	6-4	4-2	0-0	14-11
1965-66	0-0	4-5	5-3	4-5	0-0	13-13
1966-67	0-0	5-3	6-3	6-3	0-0	17-9
1967-68	0-0	4-3	3-5	5-4	0-1	12-13
1968-69	0-1	1-4	6-4	5-3	0-1	12-13
1969-70	0-0	5-3	6-3	5-3	1-1	17-10
1970-71	0-0	6-1	7-3	5-4	5-1	23-9
1971-72	0-0	2-5	2-6	2-8	0-1	6-20
1972-73	1-1	0-6	3-3	1-7	2-1	7-18
1973-74	0-1	0-5	3-7	1-7	1-1	5-21
1974-75	0-1	3-4	5-4	3-4	0-2	11-15
1975-76	1-0	2-5	4-5	5-3	1-1	13-14
1976-77	1-0	4-2	7-3	4-4	2-1	18-10
1977-78	3-0	4-3	5-3	2-5	1-1	15-12
1978-79	1-1	4-3	6-3	6-2	0-0	17-9
1979-80	0-0	3-5	1-9	4-4	0-0	8-18
1980-81	0-1	3-6	1-8	0-7	0-1	4-23
1981-82	1-0	3-4	2-7	4-4	0-1	10-16
1982-83	1-0	3-2	4-6	4-5	1-2	13-15
1983-84	1-0	5-1	8-3	4-5	0-2	18-11
1984-85	3-0	6-1	6-3	5-2	7-2	27-8
1985-86	1-1	9-0	7-1	5-2	5-3	27-7
1986-87	1-1	5-2	4-4	6-3	0-3	16-13
1987-88	1-1	7-1	6-3	7-1	1-4	22-10
1988-89	2-0	5-2	5-4	7-3	1-3	20-12
1989-90	2-0	6-0	4-4	8-2	8-1	28-7
1990-91	2-0	5-3	5-3	4-4	1-3	17-13
1991-92	3-1	6-1	6-3	4-4	4-3	23-12
1992-93	0-0	6-1	5-4	4-4	4-2	19-11
1993-94	1-1	8-0	2-6	4-3	1-3	16-13
1994-95	2-0	6-3	5-3	4-4	1-2	18-12
1995-96	4-1	2-6	7-2	6-1	5-2	24-12
1996-97	3-0	3-4	2-6	1-6	0-2	9-18
1997-98	4-0	5-3	4-4	4-4	2-3	19-14
1998-99	4-1	6-2	3-5	2-6	0-2	15-16
1999-00	3-1	3-3	3-6	3-5	1-2	13-17
2000-01	3-1	5-2	4-4	4-4	1-2	17-13
2001-02	3-3	3-4	2-6	6-2	1-1	15-16
2002-03	2-0	3-4	5-3	2-5	4-3	16-15
2003-04	5-0	7-0	4-4	4-4	8-2	28-10
2004-05	4-0	5-1	3-5	4-3	4-3	20-12
2005-06	2-2	4-2	3-6	2-5	0-2	11-17
2006-07	6-1	4-2	3-5	5-2	2-2	20-12
2007-08	3-3	3-3	4-3	1-6	4-2	15-17
2008-09	4-0	4-4	2-6	0-7	2-2	12-19
2009-10	4-1	6-1	6-3	3-4	4-4	23-13
2010-11	4-3	3-2	3-5	1-7	2-1	13-18
2011-12	4-3	3-3	1-7	2-6	1-1	11-20
2012-13	4-2	5-0	2-6	4-4	1-3	16-15
2013-14	5-4	4-1	2-6	2-5	3-2	16-17
2014-15	5-1	4-2	1-8	2-6	0-2	12-19
2015-16	4-2	6-1	2-6	5-3	4-3	21-15
2016-17	4-2	5-2	4-4	4-5	4-3	21-16

113-43 315-205 392-420 412-423 117-117 1349-1207

Georgia Tech Year-by-Year vs. ACC Opponents (Regular Season)

Year	ACC	BC	CL	DU	FS	UL	MD	UM	NC	ST	ND	UP	SU	VA	VT	WF
1979-80	1-13	-	0-2	0-2	-	-	0-2	-	0-2	0-2	-	-	-	1-1	-	0-2
1980-81	0-14	-	0-2	0-2	-	-	0-2	-	0-2	0-2	-	-	-	0-2	-	0-2
1981-82	3-11	-	0-2	1-1	-	-	2-0	-	0-2	0-2	-	-	-	0-2	-	0-2
1982-83	4-10	-	1-1	1-1	-	-	1-1	-	0-2	0-2	-	-	-	0-2	-	1-1
1983-84	6-8	-	1-1	1-2	-	-	1-1	-	0-2	1-1	-	-	-	1-1	-	1-1
1984-85	9-5	-	1-1	1-1	-	-	2-0	-	2-0	1-1	-	-	-	1-1	-	1-1
1985-86	11-3	-	2-0	1-1	-	-	2-0	-	0-2	2-0	-	-	-	2-0	-	2-0
1986-87	7-7	-	0-2	2-0	-	-	2-0	-	0-2	1-1	-	-	-	0-2	-	2-0
1987-88	8-6	-	1-1	1-1	-	-	2-0	-	0-2	1-1	-	-	-	1-1	-	2-0
1988-89	8-6	-	1-1	1-1	-	-	2-0	-	1-1	0-2	-	-	-	1-1	-	2-0
1989-90	8-6	-	1-1	1-2	-	-	2-0	-	1-1	2-0	-	-	-	0-2	-	2-0
1990-91	6-8	-	1-1	0-2	-	-	1-1	-	1-1	0-2	-	-	-	2-0	-	1-1
1991-92	8-8	-	1-1	0-2	0-2	-	2-0	-	0-2	2-0	-	-	-	2-0	-	1-1
1992-93	8-8	-	1-1	1-1	0-2	-	2-0	-	0-2	1-1	-	-	-	2-0	-	1-1
1993-94	7-9	-	1-1	0-2	0-2	-	1-1	-	2-0	1-1	-	-	-	1-1	-	1-1
1994-95	8-8	-	1-1	1-1	2-0											

MCCAMISH PAVILION



2017-18 GEORGIA TECH YELLOW JACKETS


Front row (from left): Shembari Phillips, Josh Okogie, Tadic Jackson, Jose Alvarado, Malachi Rice, Jon Brown, Justin Moore, Curtis Hayward II. Middle row (from left): Adam Prather (manager), Hayden Sheridan (graduate assistant), Mario West (director of player personnel), Julian Swartz (director of recruiting and compliance), Tavaras Hardy (assistant coach), Josh Pastner (head coach), Darryl LaBarrie (assistant coach), Eric Reveno (assistant coach), Tyler Benson (director of scouting), Dan Taylor (player development coach), Ellie Cantkier (program and operations manager), Richard Stewart (athletic trainer). Back row (from left): Rand Rowland (character development coach), Brandon Alston, Avi Schafer, Abdoulaye Gueye, Ben Lammers, Sylvester Ogbonda, Evan Cole, Moses Wright, Evan Jester, Erik Maday (manager), Shawn Valentine (graduate assistant).

RADIO/TV ROSTER



Brandon Alston
G • 6-5 • Jr. (Grad.)

4




Jose Alvarado
G • 6-0 • Fr.

10



Jon Brown
G • 6-5 • Fr.

23



Evan Cole
F • 6-9 • Fr.

3



Abdoulaye Gueye
F • 6-9 • r-Jr.

34




Curtis Haywood II
G • 6-5 • Fr.

13



Tadic Jackson
G • 6-2 • Sr.

1



Evan Jester
F • 6-6 • Fr.

11



Ben Lammers
C • 6-10 • Sr.

44



Justin Moore
G • 6-4 • So.

0



Sylvester Ogbonda
F • 6-10 • r-So.

24




Josh Okogie
G • 6-4 • So.

5



Shembari Phillips
G • 6-3 • Jr.

2



Malachi Rice
G • 6-0 • Fr.

55



Avi Schafer
C • 6-8 • Fr.

32



Moses Wright
F • 6-9 • Fr.

12




Josh Pastner
Head Coach



Tavaras Hardy
Assistant Coach



Darryl LaBarrie
Assistant Coach



Eric Reveno
Assistant Coach



Julian Swartz
Director of Recruiting and Compliance



Mario West
Director of Player Personnel



Tyler Benson
Director of Scouting

2017-18 MEN'S BASKETBALL SCHEDULE

NOV. 2	THU.	FAULKNER (EXHIBITION)		7:30 P.M.	JAN. 13	SAT.	AT PITTSBURGH	ACC NETWORK	2 P.M.
NOV. 10	FRI.	VS. UCLA (SHANGHAI, CHINA) ESPN		11:30 P.M.	JAN. 18	THU.	VIRGINIA	ACC NETWORK	8 P.M.
NOV. 19	SUN.	BETHUNE-COOKMAN	ACC NETWORK EXTRA	2 P.M.	JAN. 20	SAT.	AT NORTH CAROLINA	ESPN OR ESPN2	2 P.M.
NOV. 22	WED.	UT-RIO GRANDE VALLEY	ACC NETWORK EXTRA	7:30 P.M.	JAN. 24	WED.	AT FLORIDA STATE	RSN	7 P.M.
NOV. 24	FRI.	NORTH TEXAS	RSN	4 P.M.	JAN. 28	SUN.	CLEMSON	ESPNU	6 P.M.
NOV. 28	TUE.	NORTHWESTERN	ESPN2	7 P.M.	JAN. 31	WED.	SYRACUSE	ACC NETWORK	8 P.M.
DEC. 1	FRI.	GRAMBLING STATE	ACC NETWORK EXTRA	7:30 P.M.	FEB. 4	SUN.	AT BOSTON COLLEGE	ESPNU	12 P.M.
DEC. 3	SUN.	TENNESSEE	ESPNU	6 P.M.	FEB. 8	THU.	AT LOUISVILLE	ESPN2	7 P.M.
DEC. 6	WED.	AT WOFFORD	ESPN3	7 P.M.	FEB. 11	SUN.	DUKE	ESPN	6 P.M.
DEC. 17	SUN.	FLORIDA A&M	ESPNU	4 P.M.	FEB. 14	WED.	AT WAKE FOREST	RSN	9 P.M.
DEC. 19	TUE.	AT GEORGIA	ESPNU	9 P.M.	FEB. 17	SAT.	VIRGINIA TECH	ESPN OR ESPN2	12 P.M.
DEC. 22	FRI.	WRIGHT STATE	RSN	9 P.M.	FEB. 21	WED.	AT VIRGINIA	ESPN2	7 P.M.
DEC. 27	WED.	COPPIN STATE	ACC NETWORK EXTRA	7:30 P.M.	FEB. 24	SAT.	AT CLEMSON	ACC NETWORK	3 P.M.
DEC. 30	SAT.	AT NOTRE DAME	ESPN2	TBA	MAR. 1	THU.	NC STATE	ACC NETWORK	8 P.M.
JAN. 3	WED.	MIAMI	RSN	9 P.M.	MAR. 3	SAT.	WAKE FOREST	RSN	12 P.M.
JAN. 6	SAT.	YALE	ACC NETWORK	7 P.M.					
JAN. 10	WED.	NOTRE DAME	ESPNU	7 P.M.	MAR. 6-10	TUE.-SAT.	ACC TOURNAMENT (BROOKLYN, N.Y.)	ACC NETWORK/ESPN NETWORKS	

