



AFC
FUTSAL CLUB
CHAMPIONSHIP
QATAR 2011

Technical Report and Statistics

AFC FUTSAL CLUB CHAMPIONSHIP

QATAR 2011

26th June - 1st July 2011

AFC
The Future is Asia





Contents

GENERAL

Message from AFC Acting President	3
-----------------------------------	----------

OVERALL ANALYSIS

General Organization	6
Technical and Tactical Analysis	8
Story of the Championship	10

STATISTICS AND TEAM DATA

Venues and Stadiums	14
Results and Rankings	16
Match Data	20
Official AFC Awards	28
General Statistics	30
Referee Assessors and Referees	42
Referees Report/Write-Up	44
Preliminary Competitions	46
Team Data and Analysis	48
AFC Delegation	64
Technical Study Group	66





Message from AFC Acting President

Dear friends,

The second edition of the AFC Futsal Club Championship was a great success with nine clubs battling it out for the honours.

Played against the beautiful setting of the Al Rayyan Stadium in Doha, the top-class action proved the popularity of futsal once again with the players exhibiting superb technical skills.

Futsal is one of the fastest growing sports in Asia and AFC's decision to introduce club futsal to our array of competitions has added a new dimension to the game.

The prowess of Japanese and Iranian clubs was yet again underlined when they rose to the top of their group almost effortlessly and kept their much anticipated date in the final.

In keeping with one of the intriguing qualities of futsal, which is its unpredictability, Nagoya Oceans prevailed over Shahid Mansouri in the grand finale though the Japanese club was taken the distance by their Iranian rivals.

The final represented what the AFC Futsal Club Championship stands for: attacking futsal and fair play, making for thorough entertainment.

A handwritten signature in black ink, appearing to be 'Zhang Jilong' in a stylized cursive script.

Zhang Jilong
AFC Acting President

OVERALL ANALYSIS

- General Organization
- Technical and Tactical Analysis
- Story of the Championship





GENERAL ORGANIZATION

Local Organising Committees

Qatar Football Association was awarded as the host and Al Rayyan Sport Club acted as the co-organiser for the competition. The Host Association has contributed towards the competition's success.

Participating Teams

All the participating teams were well prepared for the competition cooperated well with the organiser. Teams were well satisfied with the venues and training pitches.

Live Streaming

The Futsal Championship Qatar 2011 added value to the history of AFC when the matches were broadcasted live via the AFC.com website - free of charge. Below is the summary of the live streaming report with a total 85,672 fans who watched the live streams over 16 matches:



Match	Peak	Streams
JPN/CHN	260	3,713
IRN/UZB	95	1,798
THA/LEB	513	6,653
QAT/IRQ	58	1,211
IRQ/JPN	325	4,290
LEB/IRN	150	3,442
UZB/THA	674	10,707
CHN/QAT	102	2,156
IRN/THA	624	8,818
<i>LEB/UZB</i>	<i>Match not broadcasted</i>	
QAT/JPN	201	3,005
<i>CHN/IRQ</i>	<i>Match not broadcasted</i>	
JPN/LEB	485	8,510
IRN/QAT	85	1,584
LEB/QAT	114	1,838
JPN/IRN	837	18,492



TECHNICAL AND TACTICAL ANALYSIS



The AFC Futsal Club Championship Qatar 2011 was well organized but it was still in the developmental stage.

Hosted by Qatar Football Association, in collaboration with Al Rayyan Sport Club, of Qatar, eight top clubs in Asia participated in the second edition of the Championship.

The Championship favourites, Iran's Shahid Al Mansouri and Japanese club Nagoya Oceans booked their final tickets by eliminating Al Rayyan (5-3) and Lebanon's Al Sadaka (2-1) respectively in the last four.

In a highly anticipated final, Nagoya edged Shahid 3-2 to emerge champions for the first time.

Meanwhile, Al Sadaka clinched third place after a penalty shootout win against the host.

A big variation in method between the coaches was obvious with regards to their discipline and strategic preparation in this tournament.

Most of the teams used a mass substitution system, four players being substituted at the same time, while some of the teams had coaches who took a practical and careful approach by opting to make one switch at a time.

In general, exceptional teams used 1-3-1 and 1-4-0 formations and switching to 1-1-3, 1-2-2 formations when they were in the attacking mode. Good players were mostly versatile and were able to adapt to any kind of formation. However, other teams needed to work more on the training ground to adapt quickly and efficiently to different playing systems.

Two of the semi finalists were using pressing defence in the opponents' half. Good stamina and fitness made them a standout in the competition. It also shows that physical preparation had become increasingly important in futsal.

All teams adopted defensive strategy. They went for attack immediately after regaining the ball and used varied counter attack tactics. Some teams used man to man defence but without a coordinated change in the system which created confusion when the opponents employed a rotation system.

Good teams used mixed defending system (zone and man marking) depending on the situation, which proved to be more dynamic.

Goalkeepers' performances had vastly improved. They were more skilful, especially when receiving and making passes, besides their shot stopping skills.



Story of the Championship



Group A:

Table toppers, Nagoya Oceans of Japan, had a perfect record in this group. Compared to their last outing, they were more aggressive in attack, better organised in defence and played as a team, making them one of the most exciting teams in this tournament.

Second placed Al-Rayyan SC (Qatar) had two foreign players with very good skills and futsal knowledge. The team played most of the games without reserves. Most of the times, they have only two players on the bench.

Al Karkh SC (Iraq) finished with a single point from three games. However, they put up a good show against Al-Rayyan and fought till the end.

China's Zhejiang Dragon FC (China) only managed a draw in the group. As a young and inexperienced team, they definitely needed more training and game exposure.

Group B:

Tournament favourites, Shahid Mansouri (Iran), finished top of the group with 7 points from two wins and a draw from three games. They were a versatile team with superior physical strength and worked well as a unit.

Al Sadaka (LIB) were strong and super fit. They had some skilful players and worked consistently well as a unit. Given time, they will be a force to be reckoned with.

Thai GH Bank RBAC boasted with fit and skilful players. Their reserves were as good as the starting five. In some games, they made four substitutions in one go. With only a draw to show, a young Ardu (Uzbekistan) team showed good discipline and creativity but failed to make their chances count.

(1st Semi-Finals)**Nagoya Oceans VS Al-Sadaka**

It was a very close affair with not much scoring chances. Looking for an early goal, the Japanese pressed from the start with their trademark wing-play, coupled with speedy movements from all players to create more space. Al-Sadaka looked nervous and not their usual self in the first half. The Lebanese played much better after the break and managed to equal the score at 1-1. However, at the end of the second half, they committed a grave mistake to let the opponent scored the winning goal.

(2nd Semi-Finals)**Shahid Mansouri VS Al-Rayyan**

A one-sided game dominated by the Iranians. Shahid Mansouri were much more experienced and individually brilliant. Under heavy pressure from start to the end, Al Rayyan players were no match to their much better opponent.

Al-Rayyan VS Al Sadaka (3rd/4th Place)

An open game end to end, even both teams have not recovered from the pain of their semi finals elimination. The match went to penalties with Al-Sadaka had the last laugh.

Nagoya Oceans VS Shahid Mansouri (Final)

The match was a repeat of last edition of AFC Futsal Championship final. Technical and tactical sound, both teams were well deserved finalists.

The Japanese were highly concentrated and stuck to their game plan of attack and defence as a unit; while Shahid played tight and tried to close down any space.

The Iranians lost their tactical discipline in the second half after Nagoya scored their second goal out of a rare mistake by Shahid. Thereafter, Shahid's players played individually thus committed a lot of mistakes.

The exciting Nagoya deservedly won the final due to their excellent teamwork, persistence and vast experience.



STATISTICS AND TEAM DATA

- Venues and Stadiums
- Result and Ranking
- Match Data
- Official AFC Awards
- General Statistics
- Referee Assessors and Referees
- Referees Report
- Preliminary Competitions
- Team Data and Analysis
- AFC Delegation
- TSG Members and Assistants





VENUES & STADIUMS

Host Country Information - Qatar

Qatar is an Arab emirate, in the Middle East, occupying the small Qatar Peninsula on the northeasterly coast of the much larger Arabian Peninsula. Its sole land border is with Saudi Arabia to the south, with the rest of its territory surrounded by the Persian Gulf. A strait of the Gulf separates Qatar from the nearby island state of Bahrain.

Much of the country consists of a low, barren plain, covered with sand. To the southeast lies the spectacular Khor al Adaid ("Inland Sea"), an area of rolling sand dunes surrounding an inlet of the Persian Gulf. There are mild winters and very hot, humid summers.

The total population is approximately 900,000, out of which about 350,000 were official citizens. The remaining were of different origins belonging to neighbouring Arab countries. Arabic, Malayalam, Hindi, Urdu and English are the most widely spoken languages.

Islam is the predominant religion. Muslims constitute most of the country's population.

Qatar became independent in 1971, and has become one of the region's wealthiest states due to its enormous oil and natural gas revenues.

Qatar has the world's largest per capita production and proven reserves of both oil and natural gas. In 2010, Qatar had the world's highest GDP per capita, while the economy grew by 19.40%, the fastest in the world. The main drivers for this rapid growth are attributed to ongoing increases in production and exports of liquefied natural gas, oil, petrochemicals and related industries. Qatar has the second-highest human development in the Arab World after the United Arab Emirates. In 2009, Qatar was the United States' fifth-largest export market in the Middle East.

Football is the most popular sport in the country.

Qatar hosted the AFC Asian Cup finals in January 2011. It was the 15th Edition of the tournament and the second time it was hosted by Qatar, the other being the 9th Edition in 1988.

The AFC Futsal Championship Qualifiers 2010 for West Asian zone was held in Qatar in November 2009. It was the first time a Futsal tournament was held in this country. The AFC Futsal Club Championship 2011 was the second Futsal official event hosted by Qatar.

In December 2010, Qatar was selected to host the 2022 FIFA World Cup.



Venues

- **Al Rayyan Main Hall**
- **Al Gharafa Main Hall**

Both venues were up to international standards with all the facilities provided as per the AFC tournament requirements. The outcome of the competition was good as compared to the previous edition.



Al Rayyan Main Hall
[Capacity: 3620 seats]



Al Gharafa Main Hall
[Capacity: 3620 seats]

Training pitches

-
- Al Rayyan Club Training Hall
- Al Gharafa Club Training Hall
- Qatar Sport Club Training Hall
- Al Wakra Training Hall

All the training pitches were of very good standard.

RESULTS AND RANKINGS

Group A

	P	W	D	L	F	A	GD	PTS
Nagoya Oceans (JPN)	3	3	0	0	21	6	15	9
AI - Rayyan SC (QAT)	3	2	0	1	15	14	1	6
AI Karkh SC (IRQ)	3	0	1	2	11	15	-4	1
Zhejiang Dragon FC (CHN)	3	0	1	2	6	18	-12	1

	Nagoya Oceans (JPN)	AI - Rayyan SC (QAT)	AI Karkh SC (IRQ)	Zhejiang Dragon FC (CHN)	P	W	D	L	GOALS		GD	PTS	CAU.	EXP.
									F	A				
Nagoya Oceans (JPN)		8-3	5-2	8-1	3	3	0	0	21	6	15	9	1	1
AI - Rayyan SC (QAT)	3-8		6-5	6-1	3	2	0	1	15	14	1	6	1	0
AI Karkh SC (IRQ)	2-5	5-6		4-4	3	0	1	2	11	15	-4	1	4	0
Zhejiang Dragon FC (CHN)	1-8	1-6	4-4		3	0	1	2	6	18	-12	1	4	0
TOTAL									53				10	1
AVERAGE PER MATCH									8.83				1.67	0.17

Group B

	P	W	D	L	F	A	GD	PTS
Shahid Mansouri FC (IRN)	3	3	0	0	14	9	5	9
AL Sadaka (LEB)	3	1	1	1	7	8	-1	4
GH Bank RBAC (THA)	3	0	2	1	8	9	-1	2
Ardus (UZB)	3	0	1	2	9	12	-3	1
New South Wales Thunder (AUS)	4	0	0	4	15	27	-12	0

	Shahid Mansouri FC (IRN)	AL Sadaka (LEB)	GH Bank RBAC (THA)	Ardus (UZB)	P	W	D	L	GOALS		GD	PTS	CAU.	EXP.
									F	A				
Shahid Mansouri FC (IRN)		5-3	5-4	4-2	3	3	0	0	14	9	5	9	5	0
AL Sadaka (LEB)	3-5		0-0	4-3	3	1	1	1	7	8	-1	4	7	0
GH Bank RBAC (THA)	4-5	0-0		4-4	3	0	2	1	8	9	-1	2	6	1
Ardus (UZB)	2-4	3-4	4-4		3	0	1	2	9	12	-3	1	6	0
TOTAL									38				24	1
AVERAGE PER MATCH									6.33				4	0.17

SEMI-FINALS

	P	W	D	L	F	A	GD	PTS
Shahid Mansouri FC (IRN)	1	1	0	0	6	5	1	3
Nagoya Oceans (JPN)	1	1	0	0	2	1	1	3
Al - Rayyan SC (QAT)	1	0	0	1	5	6	-1	0
Al Sadaka (LEB)	1	0	0	1	1	2	-1	0

	Shahid Mansouri FC (IRN)	Nagoya Oceans (JPN)	Al - Rayyan SC (QAT)	Al Sadaka (LEB)	P	W	D	L	GOALS		GD	PTS	CAU.	EXP.
										A				
Shahid Mansouri FC (IRN)			6-5		1	1	0	0	6	5	1	3	0	0
Nagoya Oceans (JPN)				2-1	1	1	0	0	2	1	1	3	0	0
Al - Rayyan SC (QAT)	5-6				1	0	0	1	5	6	-1	0	1	0
Al Sadaka (LEB)		1-2			1	0	0	1	1	2	-1	0	3	1
TOTAL									14				4	1
AVERAGE PER MATCH									7				2	0.5

3RD AND 4TH PLACINGS

	P	W	D	L	F	A	GD	PTS
AL Sadaka (LEB)	1	0	1	0	4	4	0	1
Al - Rayyan SC (QAT)	1	0	1	0	4	4	0	1

	AL Sadaka (LEB)	Al - Rayyan SC (QAT)	P	W	D	L	GOALS		GD	PTS	CAU.	EXP.
								A				
Al Sadaka (LEB)		4-4	1	0	1	0	4	4	0	1	2	0
Al - Rayyan SC (QAT)	4-4		1	0	1	0	4	4	0	1	2	0
TOTAL								8			4	0
AVERAGE PER MATCH								8			4	0

FINALS

	P	W	D	L	F	A	GD	PTS
Nagoya Oceans (JPN)	1	1	0	0	3	2	1	3
Shahid Mansouri FC (IRN)	1	0	0	1	2	3	-1	0

	Nagoya Oceans (JPN)	Shahid Mansouri FC (IRN)	P	W	D	L	GOALS		GD	PTS	CAU.	EXP.
								A				
Nagoya Oceans (JPN)		3-2	1	1	0	0	3	2	1	3	2	1
Shahid Mansouri FC (IRN)	2-3		1	0	0	1	2	3	-1	0	2	0
TOTAL								5			4	1
AVERAGE PER MATCH								5			4	1

RESULTS AND RANKINGS

Tournament Results

No.	Date	Time	Team A	Score	Team B	Group
1	26 Jun,11	11:30:00	Nagoya Oceans (JPN)	8-1 (2-1)	Zhejiang Dragon FC (CHN)	Group A
2	26 Jun,11	14:00:00	Shahid Mansouri FC (IRN)	4-2 (2-0)	Ardus (UZB)	Group B
3	26 Jun,11	16:30:00	GH Bank RBAC (THA)	0-0 (0-0)	AL Sadaka (LEB)	Group B
4	26 Jun,11	19:00:00	Al - Rayyan SC (QAT)	6-5 (3-0)	Al Karkh SC (IRQ)	Group A
5	27 Jun,11	11:30:00	Al Karkh SC (IRQ)	2-5 (1-2)	Nagoya Oceans (JPN)	Group A
6	27 Jun,11	14:00:00	AL Sadaka (LEB)	3-5 (1-1)	Shahid Mansouri FC (IRN)	Group B
7	27 Jun,11	16:30:00	Ardus (UZB)	4-4 (1-1)	GH Bank RBAC (THA)	Group B
8	27 Jun,11	19:00:00	Zhejiang Dragon FC (CHN)	1-6 (0-2)	Al - Rayyan SC (QAT)	Group A
9	28 Jun,11	16:00:00	Shahid Mansouri FC (IRN)	5-4 (4-3)	GH Bank RBAC (THA)	Group B
10	28 Jun,11	16:00:00	AL Sadaka (LEB)	4-3 (2-3)	Ardus (UZB)	Group B
11	28 Jun,11	19:00:00	Al - Rayyan SC (QAT)	3-8 (1-1)	Nagoya Oceans (JPN)	Group A
12	28 Jun,11	19:00:00	Zhejiang Dragon FC (CHN)	4-4 (1-1)	Al Karkh SC (IRQ)	Group A
13	30 Jun,11	16:00:00	Nagoya Oceans (JPN)	2-1 a.e.t. (1-1,1-0)	AL Sadaka (LEB)	Semi Finals
14	30 Jun,11	19:00:00	Shahid Mansouri FC (IRN)	6-5 a.e.t. (5-5,3-1)	Al - Rayyan SC (QAT)	Semi Finals
15	01 Jul,11	15:45:00	AL Sadaka (LEB)	4-4 a.e.t. (3-3,0-1)4-3 PSO	Al - Rayyan SC (QAT)	3rd/4th Placing
16	01 Jul,11	19:00:00	Nagoya Oceans (JPN)	3-2 a.e.t. (2-2,0-2)	Shahid Mansouri FC (IRN)	Final

Overall Ranking

Stage	Group	Team Name	Ranking
Final Round	Final	Nagoya Oceans (JPN)	1
Final Round	Final	Shahid Mansouri FC (IRN)	2
Final Round	3rd/4th Placing	Al Sadaka (LEB)	3
Final Round	3rd/4th Placing	Al - Rayyan SC (QAT)	4
Final Round	Group B	GH Bank RBAC (THA)	5
Final Round	Group A	Al Karkh SC (IRQ)	6
Final Round	Group B	Ardus (UZB)	7
Final Round	Group A	Zhejiang Dragon FC (CHN)	8
Play-off	Play-off	Harimau Rawa (IDN)	9



MATCH DATA

Group A

NAGOYA OCEANS (JPN) v. ZHEJIANG DRAGON FC (CHN) 8-1 (2-1)		AL RAYYAN SC (QAT) v. AL KARKH SC (IRQ) 6-5 (3-0)	
NAGOYA OCEANS	3 KITAHARA, 9 MORIOKA, 10 KOGURE, 14 KAWAHARA, 15 MAEDA, 1 ISHIGURO, 2 MORI, 4 SAKAI, 5 HOSHI, 8 HENMI, 11 HATAKEYAMA, 13 WATANABE	AL RAYYAN SC	4 SAAD, 9 A. RAJA, 10 M. TAHERI, 13 BADI, 17 HASSAN ZADEH, 1 HUSSAIN, 7 MAURICINHO, 8 AL-MARRI, 14 HAMAD, 15 F. AL THANI, 16 M. ALI, 18 ABDULRAHMAN
TEAM COACH	AMARANTE JOSE ADIL	TEAM COACH	HASSAN RHOUILA
TEAM MANAGER	WATANABE YUKI	TEAM MANAGER	MOHAMED ABDULRAHMAN J. M AL THANI
ZHEJIANG DRAGON FC	5 CONG LIN, 8 GENG DEYANG, 10 ISHIZEKI SATOSHI, 12 WANG JUN, 18 DENG TAO, 6 LI HAO, 9 WANG XIANG, 11 JIANG PANLONG, 13 ZHANG WEN, 14 ZHOU LIEDONG, 16 XU CHANGZHI, 20 LI XUEHAN	AL KARKH SC	1 UTAYL. K, 5 HUSSEIN A., 6 MUSTAFA S., 9 HASHIM K., 10 ABDULKAREEM G., 2 ABDULRAZZAQ A., 3 ALI S., 7 YASIR A., 8 YASIR H., 11 KARRAR M., 12 ASAAD H., 14 AHMED A.
TEAM COACH:	ZHANGBIN	TEAM COACH:	SAAD HUSSEIN HADHAL
TEAM MANAGER:	SUN ZHEDONG	TEAM MANAGER:	LAITH KHALEL ABED
Scorers:	1-0 15' KITAHARA(3), 1-1 15' WANG XIANG(9), 2-1 18' MORIOKA(9), 3-1 23' SAKAI(4), 4-1 28' WATANABE(13), 5-1 32' HATAKEYAMA(11), 6-1 36' HATAKEYAMA(11), 7-1 37' MORIOKA(9), 8-1 39' MORI(2)	Scorers	1-0 3' HASSAN ZADEH(17), 2-0 10' HASSAN ZADEH(17), 3-0 12' PK M. TAHERI(10), 4-0 24' M. TAHERI(10), 4-1 27' HASHIM K.(9), 4-2 28' HASHIM K.(9), 4-3 31' KARRAR M.(11), 4-4 35' HASHIM K.(9), 5-4 36' A. RAJA(9), 5-5 36' ABDULKAREEM G.(10), 6-5 36' A. RAJA(9)
Referee:	BUKUEV NURDIN (KGZ)	Referee:	VADIM BARATOV (TKM)
Second Referee:	ALI REZA SOHRABI BALSINI (IRN)	Second Referee:	HUSEIN MAHMOUD HUSEN KHALAILEH (JOR)
Third Referee:	RITAGA REY MARTINEZ (PHI)	Third Referee:	MOHAMAD CHAMI (LIB)
Time Keeper:	MOHAMAD CHAMI (LIB)	Time Keeper:	REY RITAGA (PHI)
Match Commissioner	TOKABAEV KEMEL (KGZ)	Match Commissioner	TALAL ALSWAILMYEEN (JOR)
Referee Inspector	MOUSAVI SEYED SADRODDIN (IRN)	Referee Inspector	SAMINATHEN MARIMUTHU (MAS)
AL KARKH SC (IRQ) v. NAGOYA OCEANS (JPN) 2-5 (1-2)		ZHEJIANG DRAGON FC (CHN) v. AL RAYYAN SC (QAT) 1-6 (0-2)	
AL KARKH SC	1 UTAYL. K, 5 HUSSEIN A., 9 HASHIM K., 10 ABDULKAREEM G., 12 ASAAD H., 2 ABDULRAZZAQ A., 3 ALI S., 4 ZEYAD K., 7 YASIR A., 8 YASIR H., 11 KARRAR M., 14 AHMED A.	ZHEJIANG DRAGON FC	5 CONG LIN, 8 GENG DEYANG, 10 ISHIZEKI SATOSHI, 12 WANG JUN, 18 DENG TAO, 6 LI HAO, 9 WANG XIANG, 11 JIANG PANLONG, 13 ZHANG WEN, 14 ZHOU LIEDONG, 16 XU CHANGZHI, 20 LI XUEHAN
TEAM COACH	SAAD HUSSEIN HADHAL	TEAM COACH	ZHANGBIN
TEAM MANAGER	LAITH KHALEL ABED	TEAM MANAGER	SUN ZHEDONG
NAGOYA OCEANS	3 KITAHARA, 9 MORIOKA, 10 KOGURE, 14 KAWAHARA, 15 MAEDA, 1 ISHIGURO, 2 MORI, 4 SAKAI, 5 HOSHI, 8 HENMI, 11 HATAKEYAMA, 13 WATANABE	AL RAYYAN SC	4 SAAD, 9 A. RAJA, 10 M. TAHERI, 13 BADI, 17 HASSAN ZADEH, 1 HUSSAIN, 7 MAURICINHO, 8 AL-MARRI, 14 HAMAD, 15 F. AL THANI, 18 ABDULRAHMAN, 19 AL-QAHTANI
TEAM COACH:	AMARANTE JOSE ADIL	TEAM COACH:	HASSAN RHOUILA
TEAM MANAGER:	WATANABE YUKI	TEAM MANAGER:	MOHAMED ABDULRAHMAN J. M AL THANI
Scorers:	1-0 3' PK HUSSEIN A.(5), 1-1 9' SAKAI(4), 1-2 20' HENMI(8), 1-3 25' KOGURE(10), 1-4 29' KOGURE(10), 2-4 36' KARRAR M.(11), 2-5 37' HENMI(8)	Scorers:	0-1 17' SAAD(4), 0-2 17' M. TAHERI(10), 1-2 21' CONG LIN(5), 1-3 25' HASSAN ZADEH(17), 1-4 28' HAMAD(14), 1-5 35' MAURICINHO(7), 1-6 38' MAURICINHO(7)
Referee:	ABDULRAHMAN ABDULQADER ABDULRAHMAN ABDULLA (BHR)	Referee:	MOHAMAD CHAMI (LIB)
Second Referee:	KIM JANG KWAN (KOR)	Second Referee:	RYAN JOHN SHEPHEARD (AUS)
Third Referee:	ALI REZA SOHRABI BALSINI (IRN)	Third Referee:	ALI REZA SOHRABI BALSINI (IRN)
Time Keeper:	MOHAMMED AL HADDAD (KUW)	Time Keeper:	ABDULRAHMAN ABDULQADER ABDULRAHMAN ABDULLA (BHR)
Match Commissioner	TALAL ALSWAILMYEEN (JOR)	Match Commissioner	KEMEL TOKABAEV (KGZ)
Referee Inspector	SEYED MOUSAVI (IRN)	Referee Inspector	SAMINATHEN MARIMUTHU (MAS)

AL RAYYAN SC (QAT) v. NAGOYA OCEANS (JPN)		3-8 (1-1)
AL RAYYAN SC	4 SAAD, 9 A. RAJA, 10 M. TAHERI, 13 BADI, 17 HASSAN ZADEH, 1 HUSSAIN, 7 MAURICINHO, 8 AL-MARRI, 14 HAMAD, 15 F. AL THANI, 16 M. ALI, 18 ABDULRAHMAN	
TEAM COACH	HASSAN RHOUILA	
TEAM MANAGER	MOHAMED ABDULRAHMAN J. M AL THANI	
NAGOYA OCEANS	9 MORIOKA, 10 KOGURE, 11 HATAKEYAMA, 14 KAWAHARA, 15 MAEDA, 1 ISHIGURO, 2 MORI, 4 SAKAI, 5 HOSHI, 8 HENMI, 13 WATANABE, 17 KANAI	
TEAM COACH:	AMARANTE JOSE ADIL	
TEAM MANAGER:	WATANABE YUKI	
Scorers:	0-1 4' MAEDA(15), 1-1 12' HASSAN ZADEH(17), 1-2 23' KOGURE(10), 2-2 23' HASSAN ZADEH(17), 2-3 26' SAKAI(4), 2-4 27' SAKAI(4), 2-5 28' SAKAI(4), 2-6 35' HENMI(8), 2-7 38' KANAI(17), 2-8 40' WATANABE(13)	
Referee:	REY RITAGA (PHI)	
Second Referee:	NURDIN BUKUEV (KGZ)	
Third Referee:	ALI REZA SOHRABI BALSINI (IRN)	
Time Keeper:	KIM JANG KWAN (KOR)	
Match Commissioner	KEMEL TOKABAEV (KGZ)	
Referee Inspector	SAMINATHEN MARIMUTHU (MAS)	

ZHEJIANG DRAGON FC (CHN) v. AL KARKH SC (IRQ)		1-1 (4-4)
ZHEJIANG DRAGON FC	5 CONG LIN, 9 WANG XIANG, 13 ZHANG WEN, 14 ZHOU LIEDONG, 18 DENG TAO, 6 LI HAO, 8 GENG DEYANG, 10 ISHIZEKI SATOSHI, 11 JIANG PANLONG, 12 WANG JUN, 16 XU CHANGZHI, 20 LI XUEHAN	
TEAM COACH	ZHANGBIN	
TEAM MANAGER	SUN ZHEDONG	
AL KARKH SC	1 UTAYL. K, 5 HUSSEIN A., 6 MUSTAFA S., 9 HASHIM K., 10 ABDULKAREEM G., 2 ABDULRAZZAQ A., 4 ZEYAD K., 7 YASIR A., 8 YASIR H., 11 KARRAR M., 12 ASAAD H., 14 AHMED A.	
TEAM COACH:	SAAD HUSSEIN HADHAL	
TEAM MANAGER:	LAITH KHALEL ABED	
Scorers:	1-0 18' ZHANG WEN(13), 1-1 20' HASHIM K.(9), 1-2 22' DENG TAO(18), 2-2 27' WANG XIANG(9), 2-3 27' ABDULKAREEM G.(10), 2-4 28' ASAAD H.(12), 3-4 30' CONG LIN(5), 4-4 37' DENG TAO(18)	
Referee:	RYAN JOHN SHEPHEARD (AUS)	
Second Referee:	ABDULRAHMAN ABDULQADER ABDULRAHMAN ABDULLA (BHR)	
Third Referee:	MOHAMAD CHAMI (LIB)	
Time Keeper:	MOHAMMED AL HADDAD (KUW)	
Match Commissioner	TALAL ALSWAILMYEEN (JOR)	
Referee Inspector	SEYED MOUSAVI (IRN)	

	P	W	D	L	F	A	GD	PTS
Nagoya Oceans (JPN)	3	3	0	0	21	6	15	9
Al - Rayyan SC (QAT)	3	2	0	1	15	14	1	6
Al Karkh SC (IRQ)	3	0	1	2	11	15	-4	1
Zhejiang Dragon FC (CHN)	3	0	1	2	6	18	-12	1



MATCH DATA

Group B

SHAHID MANSOURI FC (IRN) v. ARDUS (UZB)		4-2 (2-0)
SHAHID MANSOURI FC	2 M. NASIRNIAIE, 4 M. KESHAVARZ, 10 H. NASIRI, 11 M. TIKDARINEJAD, 18 M. DANESHVAR, 3 M. LATIFI, 5 A. KIAEI, 7 A. PARIAZAR, 9 M. AZIMAEI, 16 A. ESMAEILPOUR, 17 M. VATANKHAH, 20 M. MOSTAFAEI	
TEAM COACH	REZA LAK ALI ABADI	
TEAM MANAGER	SEYEDAKBAR TAGHAVI	
ARDUS	1 UMAROV, 3 TOJIBOEV, 9 SHLEMA, 10 SHARIPOV, 14 SVIRIDOV, 2 IRSALIEV, 5 ANOROV, 6 SAYDAHMATOV, 7 FARHUTDINOV, 11 SADYKOV, 12 KRAVCHENKO, 15 ABDUMAVLYANOV	
TEAM COACH:	PETROV ALEXANDER	
TEAM MANAGER:	TAGAEV BAKHTIYOR	
Scorers:	1-0 10' M. VATANKHAH(17), 2-0 19' M. KESHAVARZ(4), 3-0 28' M. AZIMAEI(9), 3-1 31' SVIRIDOV(14), 3-2 37' SHARIPOV(10), 4-2 38' M. DANESHVAR(18)	
Referee:	KIM JANG KWAN (KOR)	
Second Referee:	RYAN JOHN SHEPHEARD (AUS)	
Third Referee:	HUSEIN MAHMOUD HUSEIN KHALAILEH (JOR)	
Time Keeper:	ZHANG YOUZE (CHN)	
Match Commissioner	TALAL ALSWAILMYEEN (JOR)	
Referee Inspector	SAMINATHEN MARIMUTHU (MAS)	

GH BANK RBAC (THA) v. AL SADAKA (LIB)		0-0 (0-0)
GH BANK RBAC	4 PANUWAT, 5 LERTCHAI, 9 SUPHAWUT, 10 EKAPONG, 12 SURAPONG, 1 SUKRIT, 3 NATTHAPON, 6 PANOMKORN, 7 KRITSADA, 8 ANDRIANO, 13 SERMPHAN, 20 RENATO	
TEAM COACH	RAKPHOL SAINETNGAM	
TEAM MANAGER	MOHAMED IQBAL MARICAR	
AL SADAKA	1 R. EL KAKHI, 3 SERGIO, 11 J. KOTANY, 12 K. TAKAJI, 16 R.A. CHAAYA, 2 Z. LEVESKI, 4 A. EL HOMSI, 6 H. BAJOUK, 7 M. SERHAN, 10 M. GORGES, 13 H. CHAITO, 19 H. HAMADANI	
TEAM COACH:	HUSSEIN DIB	
TEAM MANAGER:	ROGER CHAAYA	
Scorers:	-	
Referee:	YASUKAZU NOBUMOTO (JPN)	
Second Referee:	MOHAMMED AL HADDAD (KUW)	
Third Referee:	NURDIN BUKUEV (KGZ)	
Time Keeper:	ABDULRAHMAN ABDULQADER ABDULRAHMAN ABDULLA (BHR)	
Match Commissioner	KEMEL TOKABAEV (KGZ)	
Referee Inspector	SEYED MOUSAVI (IRN)	

AL SADAKA (LIB) v. SHAHID MANSOURI FC (IRN)		3-5 (1-1)
AL SADAKA	1 R. EL KAKHI, 2 Z. LEVESKI, 11 J. KOTANY, 12 K. TAKAJI, 16 R.A. CHAAYA, 3 SERGIO, 4 A. EL HOMSI, 5 J. ATIE, 10 M. GORGES, 13 H. CHAITO, 19 H. HAMADANI, 20 T. DOUMIT	
TEAM COACH	HUSSEIN DIB	
TEAM MANAGER	ROGER CHAAYA	
SHAHID MANSOURI FC	2 M. NASIRNIAIE, 4 M. KESHAVARZ, 10 H. NASIRI, 16 A. ESMAEILPOUR, 18 M. DANESHVAR, 5 A. KIAEI, 7 A. PARIAZAR, 8 A. KESHVAR, 9 M. AZIMAEI, 11 M. TIKDARINEJAD, 17 M. VATANKHAH, 20 M. MOSTAFAEI	
TEAM COACH:	REZA LAK ALI ABADI	
TEAM MANAGER:	SEYEDAKBAR TAGHAVI	
Scorers:	0-1 12' M. AZIMAEI(9), 1-1 14' M. GORGES(10), 1-2 22' M. DANESHVAR(18), 1-3 26' M. VATANKHAH(17), 2-3 27' K. TAKAJI(12), 2-4 35' M. AZIMAEI(9), 2-5 40' A. PARIAZAR(7), 3-5 40' K. TAKAJI(12)	
Referee:	HUSEIN MAHMOUD HUSEIN KHALAILEH (JOR)	
Second Referee:	REY RETAGA (PHI)	
Third Referee:	YASUKAZU NOBUMOTO (JPN)	
Time Keeper:	RYAN JOHN SHEPHEARD (AUS)	
Match Commissioner	KEMEL TOKABAEV (KGZ)	
Referee Inspector	SAMINATHEN MARIMUTHU (MAS)	

ARDUS (UZB) v. GH BANK RBAC (THA)		4-4 (1-1)
ARDUS	1 UMAROV, 2 IRSALIEV, 3 TOJIBOEV, 9 SHLEMA, 14 SVIRIDOV, 5 ANOROV, 6 SAYDAHMATOV, 7 FARHUTDINOV, 10 SHARIPOV, 11 SADYKOV, 12 KRAVCHENKO, 15 ABDUMAVLYANOV	
TEAM COACH	PETROV ALEXANDER	
TEAM MANAGER	TAGAEV BAKHTIYOR	
GH BANK RBAC	4 PANUWAT, 5 LERTCHAI, 10 EKAPONG, 12 SURAPONG, 20 RENATO, 1 SUKRIT, 3 NATTHAPON, 6 PANOMKORN, 7 KRITSADA, 8 ANDRIANO, 13 SERMPHAN, 19 KITTIPONG, RAKPHOL SAINETNGAM, MOHAMED IQBAL MARICAR	
TEAM COACH:	RAKPHOL SAINETNGAM	
TEAM MANAGER:	MOHAMED IQBAL MARICAR	
Scorers:	0-1 6' SERMPHAN(13), 1-1 8' FARHUTDINOV(7), 2-1 26' SVIRIDOV(14), 3-1 29' SHARIPOV(10), 3-2 32' PANUWAT(4), 3-3 37' RENATO(20), 4-3 37' SVIRIDOV(14), 4-4 40' RENATO(20)	
Referee:	NURDIN BUKUEV (KGZ)	
Second Referee:	ZHANG YOUZE (CHN)	
Third Referee:	MOHAMMED AL HADDAD (KUW)	
Time Keeper:	VADIM BARATOV (TKM)	
Match Commissioner	TALAL ALSWAILMYEEN (JOR)	
Referee Inspector	SEYED MOUSAVI (IRN)	

SHAHID MANSOURI FC (IRN) v. GH BANK RBAC (THA)		5-4 (4-3)
SHAHID MANSOURI FC	2 M. NASIRNIAIE, 4 M. KESHAVARZ, 9 M. AZIMAEI, 10 H. NASIRI, 16 A. ESMAEILPOUR, 3 M. LATIFI, 5 A. KIAEI, 7 A. PARIAZAR, 8 A. KESHVAR, 11 M. TIKDARINEJAD, 17 M. VATANKHAH, 20 M. MOSTAFAEI	
TEAM COACH	REZA LAK ALI ABADI	
TEAM MANAGER	SEYEDAKBAR TAGHAVI	
GH BANK RBAC	4 PANUWAT, 5 LERTCHAI, 10 EKAPONG, 12 SURAPONG, 20 RENATO, 1 SUKRIT, 3 NATTHAPON, 6 PANOMKORN, 7 KRITSADA, 8 ANDRIANO, 13 SERMPHAN, 19 KITTIPONG	
TEAM COACH:	RAKPHOL SAINETNGAM	
TEAM MANAGER:	MOHAMED IQBAL MARICAR	
Scorers:	1-0 2' M. AZIMAEI(9), 1-1 3' LERTCHAI(5), 2-1 11' H. NASIRI(10), 2-2 11' LERTCHAI(5), 2-3 12' RENATO(20), 3-3 18' M. TIKDARINEJAD(11), 4-3 20' H. NASIRI(10), 5-3 38' M. TIKDARINEJAD(11), 5-4 40' RENATO(20)	
Referee:	VADIM BARATOV (TKM)	
Second Referee:	KIM JANG KWAN (KOR)	
Third Referee:	HUSEIN MAHMOUD HUSEIN KHALAILEH (JOR)	
Time Keeper:	REY RITAGA (PHI)	
Match Commissioner	KEMEL TOKABAEV (KGZ)	
Referee Inspector	SAMINATHEN MARIMUTHU (MAS)	

AL SADAKA (LIB) v. ARDUS (UZB)		4-3 (2-3)
AL SADAKA	1 R. EL KAKHI, 3 SERGIO, 11 J. KOTANY, 12 K. TAKAJI, 16 R.A. CHAAYA, 2 Z. LEVESKI, 4 A. EL HOMSI, 5 J. ATIE, 7 M. SERHAN, 10 M. GORGES, 13 H. CHAITO, 19 H. HAMADANI	
TEAM COACH	HUSSEIN DIB	
TEAM MANAGER	ROGER CHAAYA	
ARDUS	1 UMAROV, 3 TOJIBOEV, 9 SHLEMA, 10 SHARIPOV, 14 SVIRIDOV, 2 IRSALIEV, 5 ANOROV, 6 SAYDAHMATOV, 7 FARHUTDINOV, 11 SADYKOV, 12 KRAVCHENKO, 15 ABDUMAVLYANOV	
TEAM COACH:	PETROV ALEXANDER	
TEAM MANAGER:	TAGAEV BAKHTIYOR	
Scorers:	0-1 2' IRSALIEV(2), 1-1 7' J. KOTANY(11), 2-1 7' H. CHAITO(13), 2-2 12' SHARIPOV(10), 2-3 20' ANOROV(5), 3-3 35' SERGIO(3), 4-3 39' H. CHAITO(13)	
Referee:	ZHANG YOUZE (CHN)	
Second Referee:	MOHAMMED AL HADDAD (KUW)	
Third Referee:	RYAN JOHN SHEPHEARD (AUS)	
Time Keeper:	YASUKAZU NABUMOTO (JPN)	
Match Commissioner	TALAL ALSWAILMYEEN (JOR)	
Referee Inspector	SEYED MOUSAVI (IRN)	

	P	W	D	L	F	A	GD	PTS
Shahid Mansouri FC (IRN)	3	3	0	0	14	9	5	9
Al Sadaka (LEB)	3	1	1	1	7	8	-1	4
GH Bank RBAC (THA)	3	0	2	1	8	9	-1	2
Ardus (UZB)	3	0	1	2	9	12	-3	1



MATCH DATA

Semi Finals

NAGOYA OCEANS (JPN) v. AL SADAKA (LIB)		2-1 (1-0)
NAGOYA OCEANS	9 MORIOKA, 10 KOGURE, 11 HATAKEYAMA, 14 KAWAHARA, 15 MAEDA, 1 ISHIGURO, 2 MORI, 3 KITA HARA, 4 SAKAI, 5 HOSHI, 8 HENMI, 13 WATANABE	
TEAM COACH	AMARANTE JOSE ADIL	
TEAM MANAGER	WATANABE YUKI	
AL SADAKA	1 R. EL KAKHI, 2 Z. LEVESKI, 11 J. KOTANY, 12 K. TAKAJI, 13 H. CHAITO, 3 SERGIO, 4 A. EL HOMSI, 5 J. ATIE, 6 H. BAJOUK, 7 M. SERHAN, 10 M. GORGES, 19 H. HAMADANI	
TEAM COACH:	HUSSEIN DIB	
TEAM MANAGER:	ROGER CHAAYA	
Scorers:	1-0 3' MORIOKA(9), 1-1 34' A. EL HOMSI(4), 2-1 41' MAEDA(15)	
Referee:	NURDIN BUKUEV (KGZ)	
Second Referee:	REY RITAGA (PHI)	
Third Referee:	MOHAMMED AL HADDAD (KUW)	
Time Keeper:	HUSEIN MAHMOUD HUSEIN KHALAILEH (JOR)	
Match Commissioner	TALAL ALSWAILMYEEN (JOR)	
Referee Inspector	SEYED MOUSAVI (IRN)	

SHAHID MANSOURI FC (IRN) v. AL RAYYAN SC (QAT) 6-5 (3-1)	
SHAHID MANSOURI FC	2 M. NASIRNIAIE, 4 M. KESHAVARZ, 10 H. NASIRI, 16 A. ESMAILPOUR, 18 M. DANESHVAR, 3 M. LATIFI, 5 A. KIAEI, 6 A. RAHNAMA, 9 M. AZIMAEI, 11 M. TIKDARINEJAD, 17 M. VATANKHAH, 20 M. MOSTAFAEI
TEAM COACH	REZA LAK ALI ABADI
TEAM MANAGER	SEYEDAKBAR TAGHAVI
AL RAYYAN SC	4 SAAD, 9 A. RAJA, 10 M. TAHERI, 13 BADI, 17 HASSAN ZADEH, 1 HUSSAIN, 7 MAURICINHO, 8 ALMARRI, 14 HAMAD, 15 F. AL THANI, 18 ABDULRAHMAN, 19 AL-QAHTANI
TEAM COACH:	HASSAN RHOULA
TEAM MANAGER:	MOHAMED ABDULRAHMAN J. M AL THANI
Scorers:	1-0 13' A. RAHNAMA(6), 2-0 17' M. AZIMAEI(9), 2-1 19' A. RAJA(9), 3-1 20' A. RAHNAMA(6), 4-1 23' A. ESMAILPOUR(16), 4-2 27' M. TAHERI(10), 4-3 33' SAAD(4), 4-4 35' HASSAN ZADEH(17), 5-4 36' M. AZIMAEI(9), 6-5 44' M. KESHAVARZ(4)
Referee:	KIM JANG KWAN (KOR)
Second Referee:	VADIM BARATOV (TKM)
Third Referee:	RYAN JOHN SHEPHEARD (AUS)
Time Keeper:	ZHANG YOUZE (CHN)
Match Commissioner	KEMEL TOKABAEV (KGZ)
Referee Inspector	SAMINATHEN MARIMUTHU (MAS)

	P	W	D	L	F	A	GD	PTS
Shahid Mansouri FC (IRN)	1	1	0	0	6	5	1	3
Nagoya Oceans (JPN)	1	1	0	0	2	1	1	3
Al - Rayyan SC (QAT)	1	0	0	1	5	6	-1	0
Al Sadaka (LEB)	1	0	0	1	1	2	-1	0



3rd/4th Placing

AL SADAKA (LIB) v. AL RAYYAN SC (QAT)		4-4 (0-1)
AL SADAKA	1 R. EL KAKHI, 3 SERGIO, 11 J. KOTANY, 12 K. TAKAJI, 16 R.A. CHAAYA, 2 Z. LEVESKI, 4 A. EL HOMSI, 5 J. ATIE, 6 H. BAJOUK, 7 M. SERHAN, 19 H. HAMADANI, 20 T. DOUMIT	
TEAM COACH	HUSSEIN DIB	
TEAM MANAGER	ROGER CHAAYA	
AL RAYYAN SC	4 SAAD, 9 A. RAJA, 10 M. TAHERI, 13 BADI, 17 HASSAN ZADEH, 1 HUSSAIN, 7 MAURICINHO, 8 AL-MARRI, 14 HAMAD, 15 F. AL THANI, 16 M. ALI, 18 ABDULRAHMAN	
TEAM COACH:	HASSAN RHOUILA	
TEAM MANAGER:	MOHAMED ABDULRAHMAN J. M AL THANI	
Scorers:	0-1 6' HASSAN ZADEH(17, 1-1 26' J. KOTANY(11), 2-1 37' K. TAKAJI(12), 3-1 37' A. EL HOMSI(4), 3-2 38' M. TAHERI(10), 3-3 40' SERGIO(3), 4-3 42' J. KOTANY(11), 4-4 42' HASSAN ZADEH(17)	
Referee:	RYAN JOHN SHEPHEARD (AUS)	
Second Referee:	ZHANG YOUZE (CHN)	
Third Referee:	REY RITAGA (PHI)	
Time Keeper:	ABDULRAHMAN ABDULQADER ABDULRAHMAN ABDULLA (BHR)	
Match Commissioner	KEMEL TOKABAEV (KGZ)	
Referee Inspector	SEYED MOUSAVI (IRN)	



	P	W	D	L	F	A	GD	PTS
Al Sadaka (LEB)	1	0	1	0	4	4	0	1
Al - Rayyan SC (QAT)	1	0	1	0	4	4	0	1



MATCH DATA

Final

NAGOYA OCEANS (JPN) v. SHAHID MANSOURI (IRN) 3-2 (0-2)

NAGOYA OCEANS 3 KITAHARA, 9 MORIOKA, 10 KOGURE, 14 KAWAHARA, 15 MAEDA, 1 ISHIGURO, 2 MORI, 4 SAKAI, 5 HOSHI, 8 HENMI, 11 HATAKEYAMA, 13 WATANABE

TEAM COACH AMARANTE JOSE ADIL

TEAM MANAGER WATANABE YUKI

SHAHID MANSOURI FC 2 M. NASIRNIAIE, 4 M. KESHAVARZ, 10 H. NASIRI, 16 A. ESMAEILPOUR, 18 M. DANESHVAR, 3 M. LATIFI, 5 A. KIAEI, 6 A. RAHNAMA, 9 M. AZIMAEI, 11 M. TIKDARINEJAD, 17 M. VATANKHAH, 20 M. MOSTAFAEI

TEAM COACH: REZA LAK ALI ABADI

TEAM MANAGER: SEYEDAKBAR TAGHAVI

Scorers: 0-1 16' H. NASIRI(10), 0-2 20' M. AZIMAEI(9), 1-2 27' KOGURE(10), 2-2 32' MORIOKA(9), 3-2 48' WATANABE(13)

Referee: VADIM BARATOV (TKM)

Second Referee: MOHAMMED AL HADDAD (KUW)

Third Referee: NURDIN BUKUEV (KGZ)

Time Keeper: HUSEIN MAHMOUD HUSEIN KHALAILEH (JOR)

Match Commissioner TALAL ALSWAILMYEEN (JOR)

Referee Inspector SAMINATHEN MARIMUTHU (MAS)



	P	W	D	L	F	A	GD	PTS
Nagoya Oceans (JPN)	1	1	0	0	3	2	1	3
Shahid Mansouri FC (IRN)	1	0	0	1	2	3	-1	0





OFFICIAL AFC AWARDS

Champion: NAGOYA OCEANS FC (JPN)





Most Valuable Player:
MOHAMMAD KESHAVARZ NASRABADI
(SHAHID MANSOURI SC, IRN)



Top Scorer:
HASSAN ZADEH NAVLIGHE ALI ASGHAR
(AL-RAYYAN SC, QAT)



Fair Play Award:
AL-RAYYAN SC, QAT

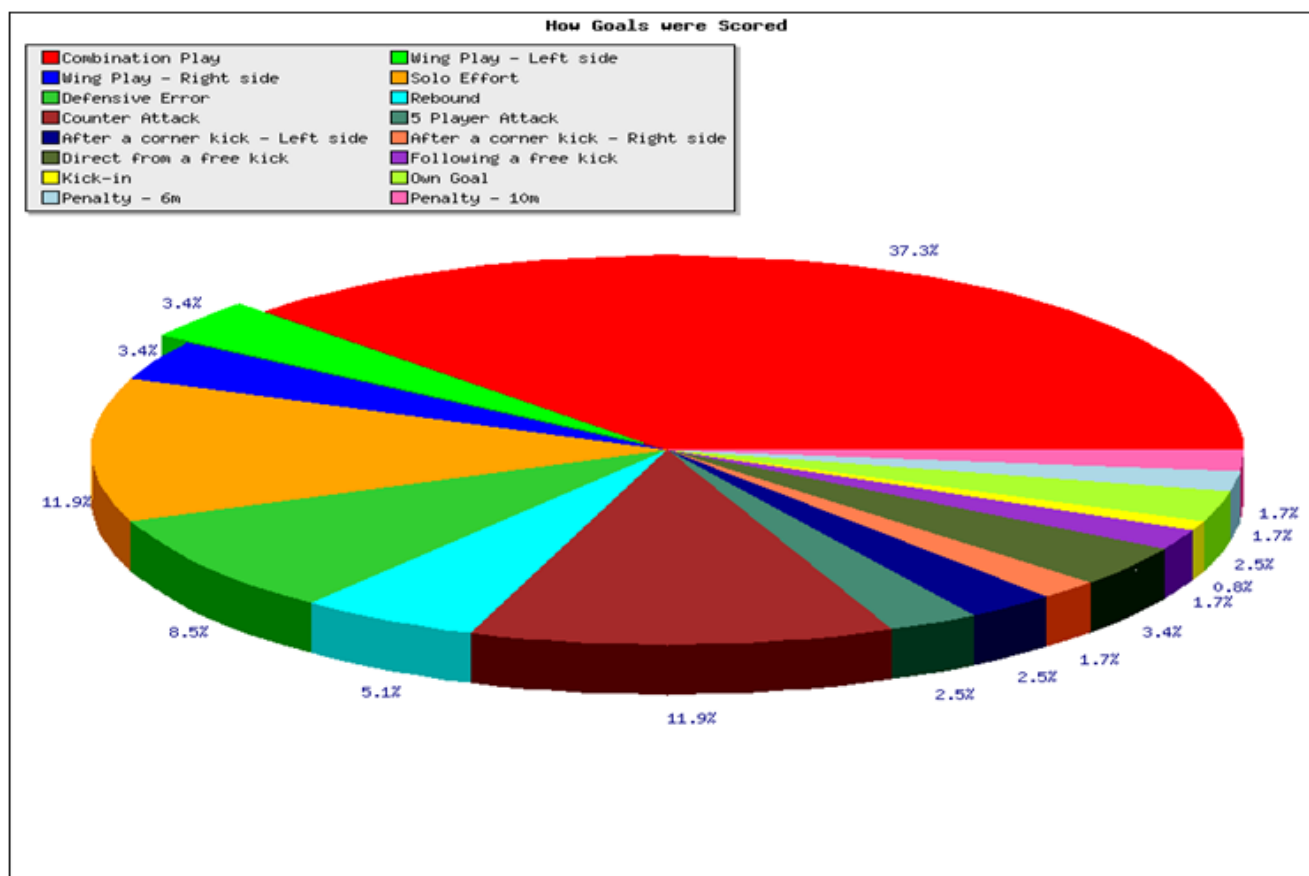
GENERAL STATISTICS

How Goals Were Scored

Stage: Final Round

Division: Final, 3rd/4th Placing, Semi Finals, Group Stage

NO	Goal Type	Goals	Percentage
1	Combination Play	44	37.3%
2	Wing Play - Left side	4	3.4%
3	Wing Play - Right side	4	3.4%
4	GK Distribution	14	11.9%
5	Solo Effort	10	8.5%
6	Defensive Error	6	5.1%
7	Rebound	14	11.9%
8	5 Player Attack	3	2.5%
9	After a corner kick - Left side	3	2.5%
10	After a corner kick - Right side	2	1.7%
11	Direct from a free kick	4	3.4%
12	Following a free kick	2	1.7%
13	Kick-in	1	0.8%
14	Own Goal	3	2.5%
15	Penalty - 6m	2	1.7%
16	Penalty - 10m	2	1.7%
	Total	118	

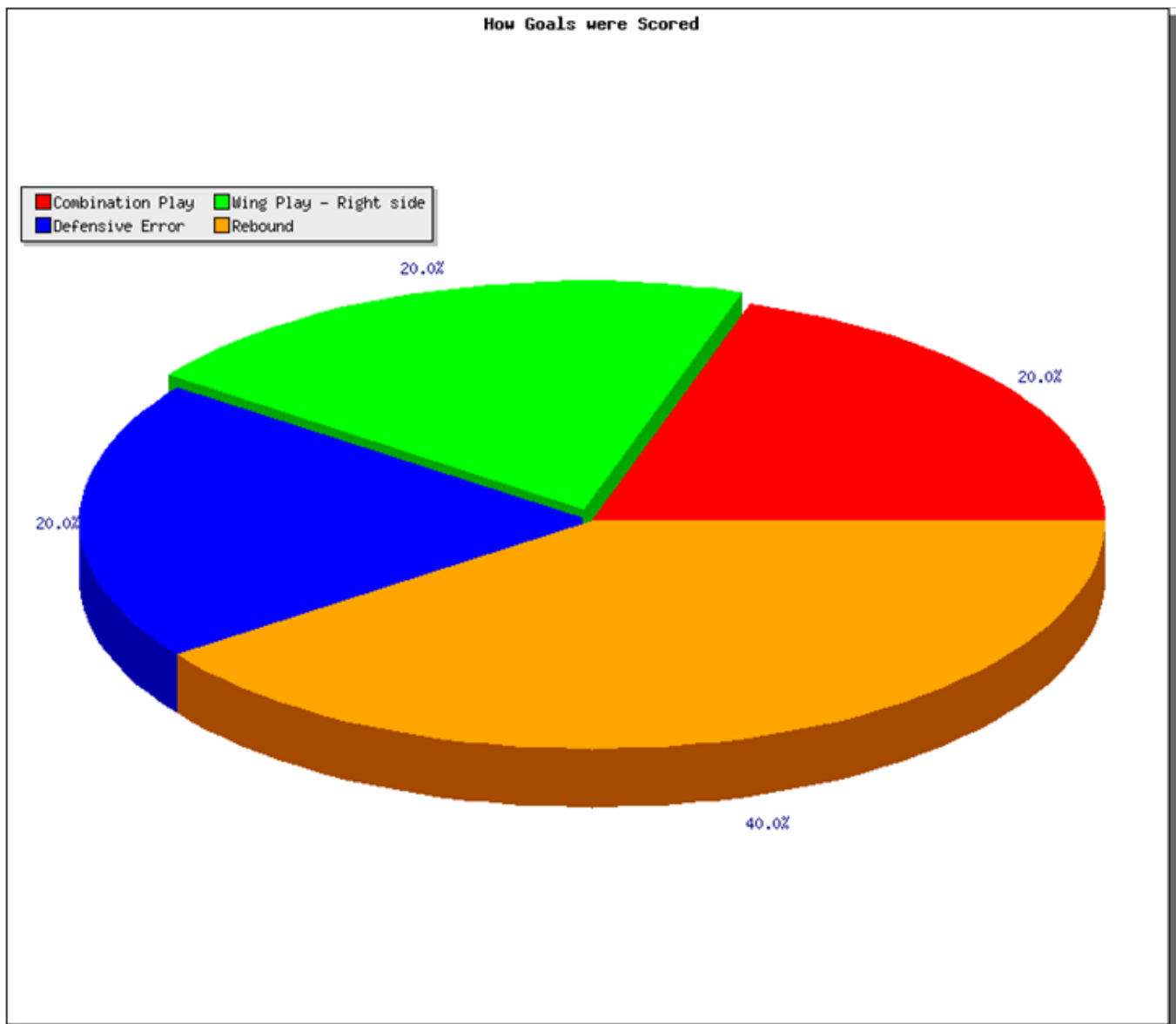


How Goals Were Scored

Stage: Final Round

Division: Final

NO	Goal Type	Goals	Percentage
1	Combination Play	1	20.0%
2	Wing Play - Right side	1	20.0%
3	Defensive Error	1	20.0%
4	Rebound	2	40.0%
	Total	5	



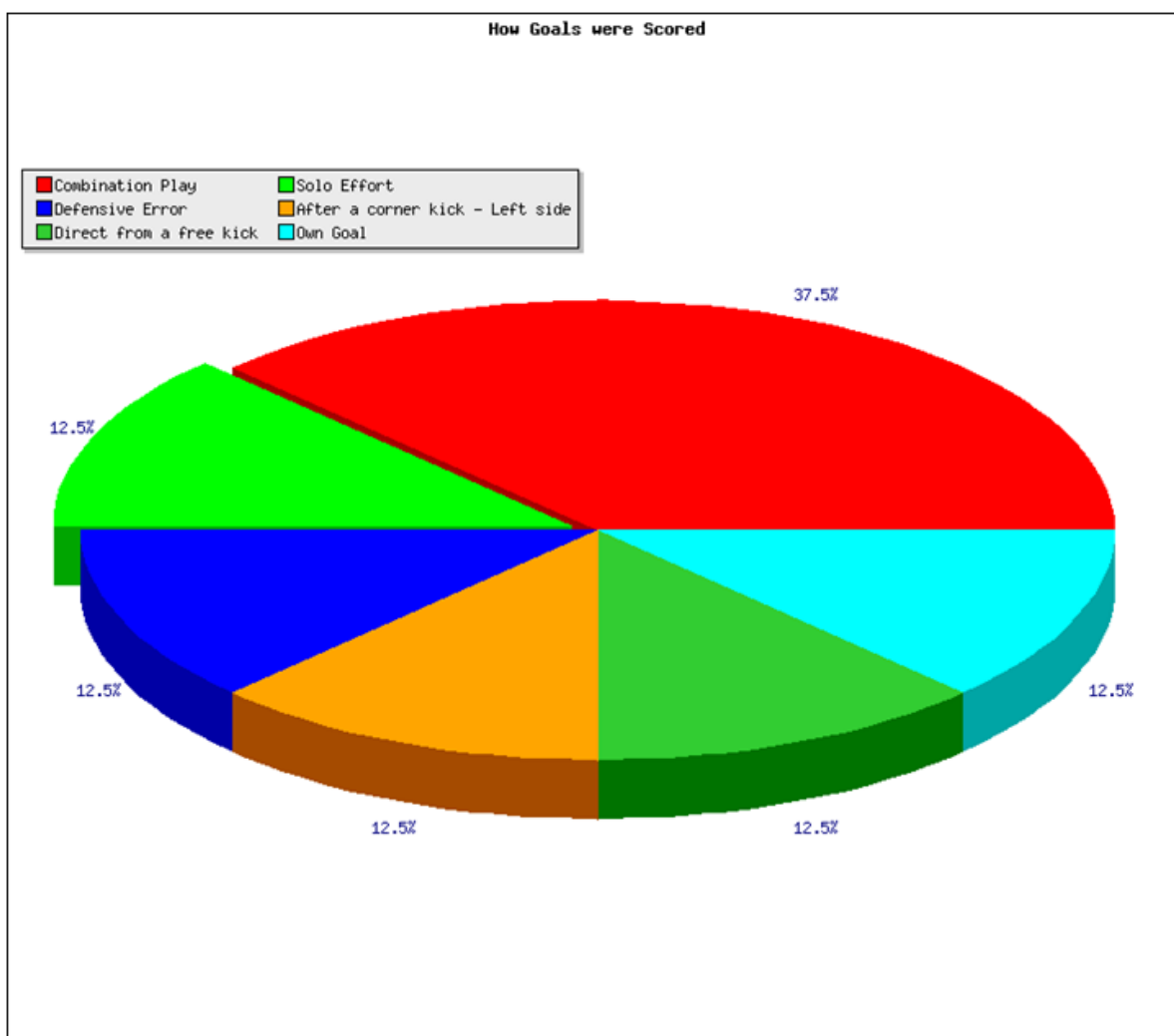
GENERAL STATISTICS

How Goals Were Scored

Stage: Final Round

Division: 3rd/4th Placing

NO	Goal Type	Goals	Percentage
1	Combination Play	3	37.5%
2	Solo Effort	1	12.5%
3	Defensive Error	1	12.5%
4	After a corner kick - Left side	1	12.5%
5	Direct from a free kick	1	12.5%
6	Own Goal	1	12.5%
	Total	8	

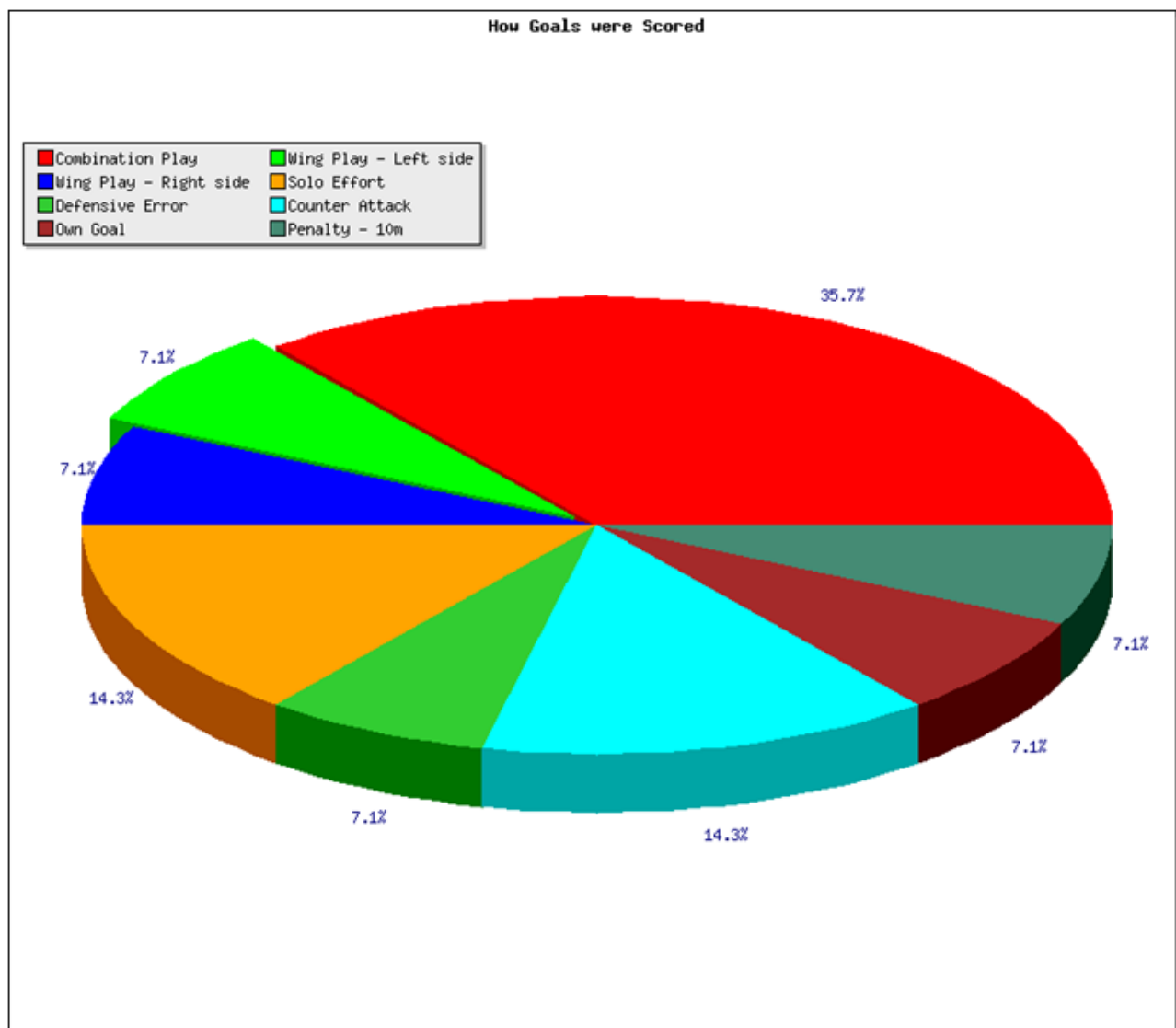


How Goals Were Scored

Stage: Final Round

Division: Semi Finals

NO	Goal Type	Goals	Percentage
1	Combination Play	5	35.7%
2	Wing Play - Left side	1	7.1%
3	Wing Play - Right side	1	7.1%
4	Solo Effort	2	14.3%
5	Defensive Error	1	7.1%
6	Counter Attack	2	14.3%
7	Own Goal	1	7.1%
8	Penalty - 10m	1	7.1%
	Total	14	



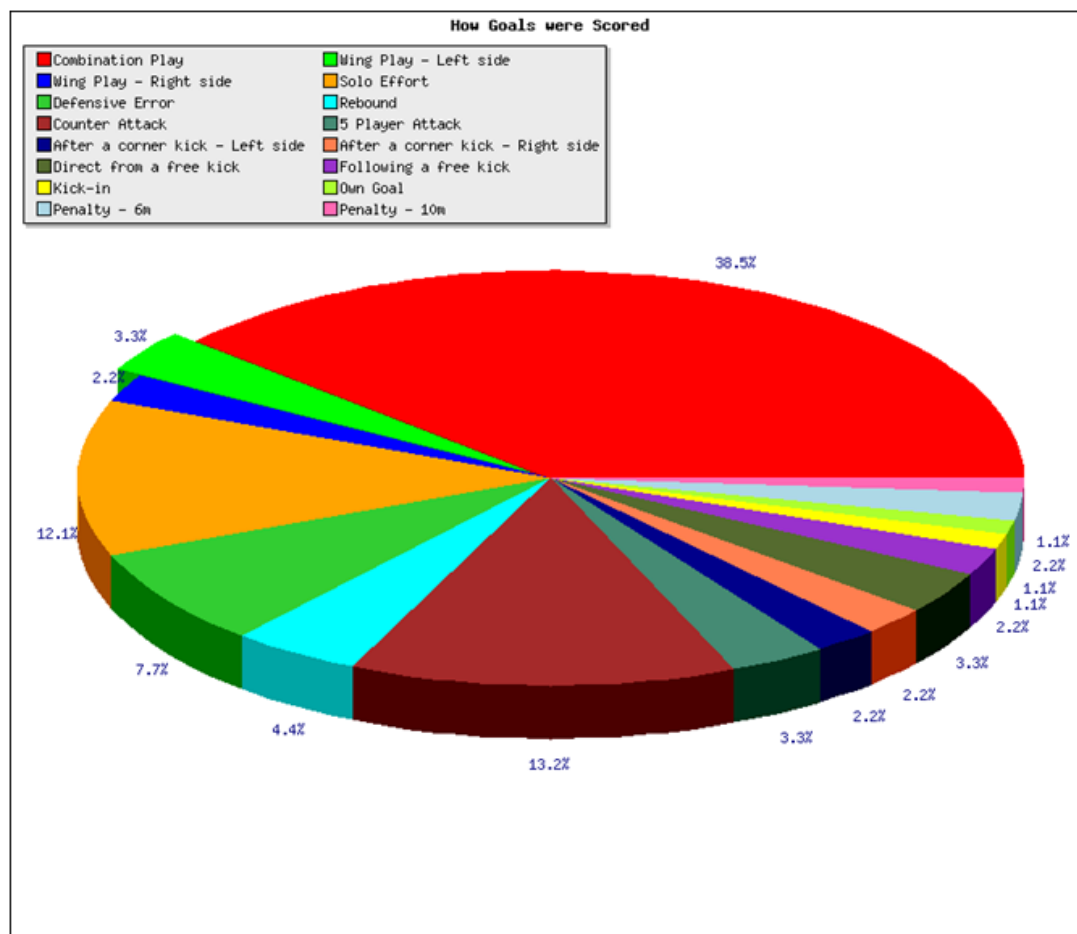
GENERAL STATISTICS

How Goals Were Scored

Stage: Final Round

Division: Group Stage

NO	Goal Type	Goals	Percentage
1	Combination Play	35	38.5%
2	Wing Play - Left side	3	3.3%
3	Wing Play - Right side	2	2.2%
4	Solo Effort	11	12.1%
5	Defensive Error	7	7.7%
6	Rebound	4	4.4%
7	Counter Attack	12	13.2%
8	5 Player Attack	3	3.3%
9	After a corner kick - Left side	2	2.2%
10	After a corner kick - Right side	2	2.2%
11	Direct from a free kick	3	3.3%
12	Following a free kick	2	2.2%
13	Kick-in	1	1.1%
14	Own Goal	1	1.1%
15	Penalty - 6m	2	2.2%
16	Penalty - 10m	1	1.1%
	Total	91	

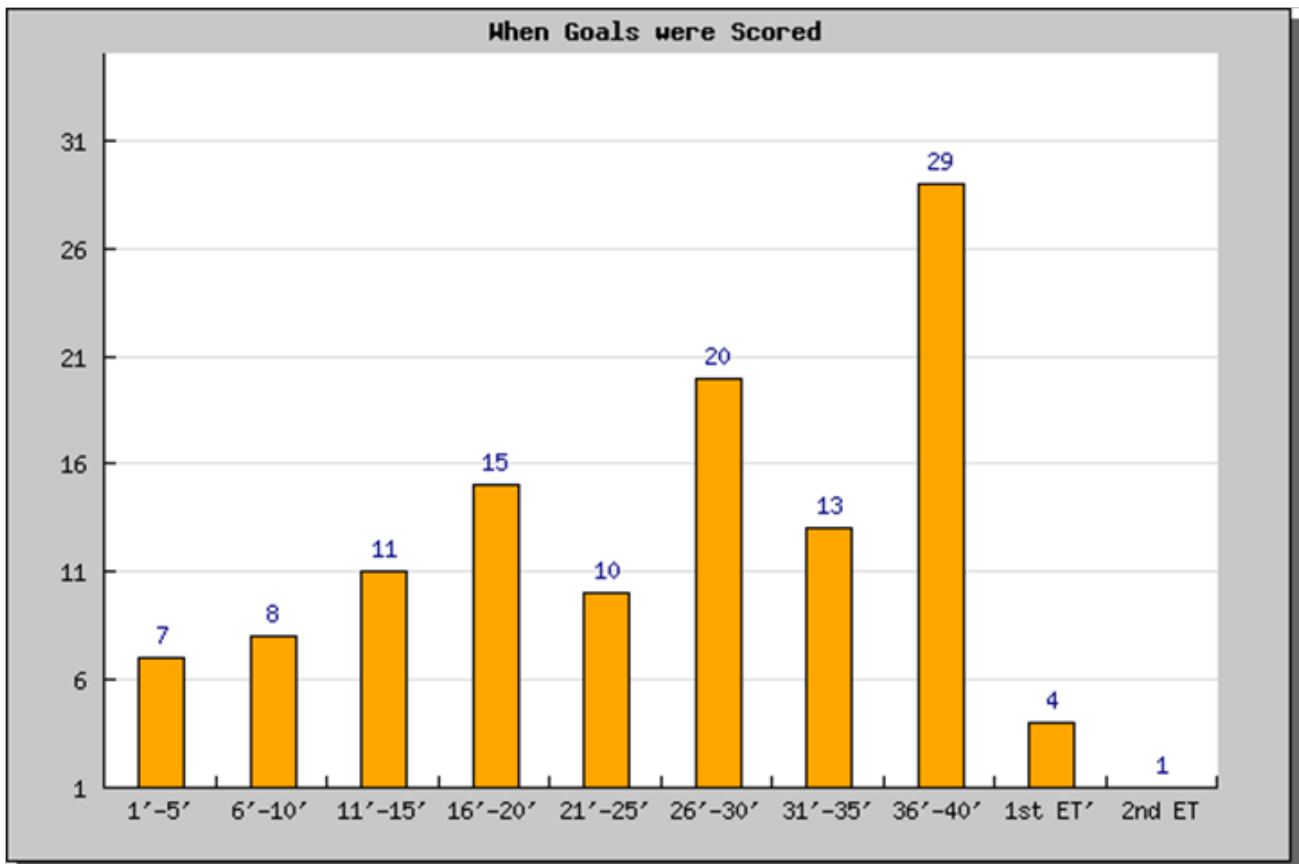


When Goals Were Scored

Stage: Final Round

Division: Final, 3rd/4th Placing, Semi Finals, Group Stage

Time	No. Of Goals
1'-5'	7
6'-10'	8
11'-15'	11
16'-20'	15
21'-25'	10
26'-30'	20
31'-35'	13
36'-40'	29
1st Half Extra Time	4
2nd Half Extra Time	1
Total	118



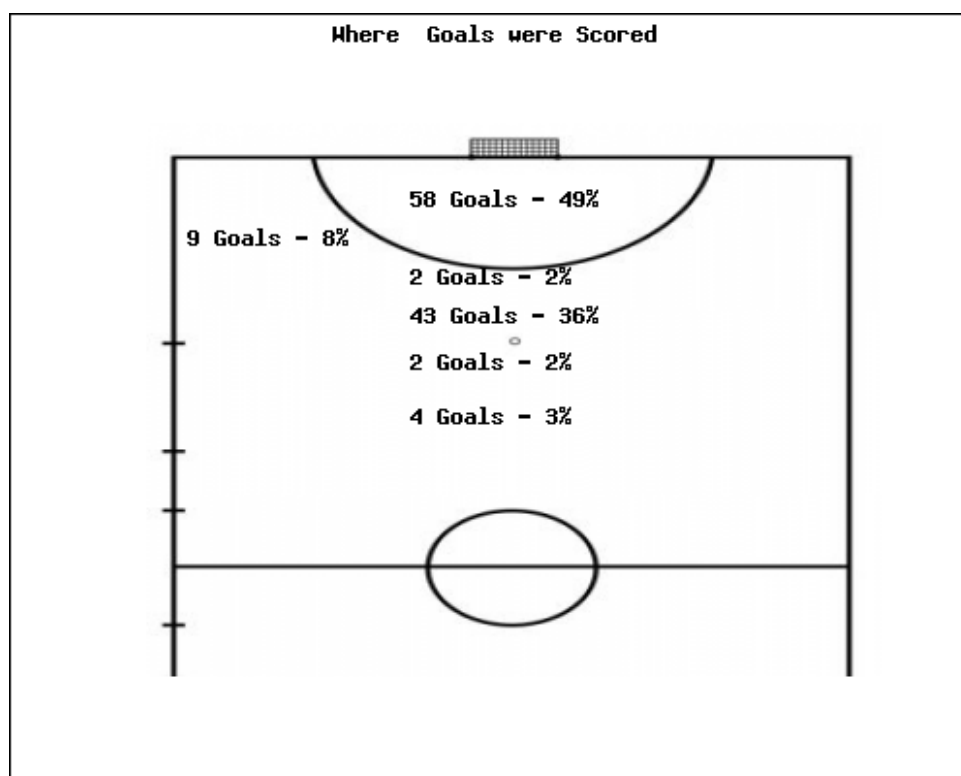
GENERAL STATISTICS

Where Goals Were Scored

Stage: Final Round

Division: Final, 3rd/4th Placing, Semi Finals, Group Stage

From Where	Count	Percentage
Penalty Mark	2	2%
2nd Penalty Mark	2	2%
Inside Penalty Area	58	49%
Between Penalty Mark and Goal line but outside Penalty Area	9	8%
Between Penalty Mark and 2nd Penalty Mark	43	36%
Between 2nd Penalty Mark and Halfway Line	4	3%
Total	118	



Actual Playing Time

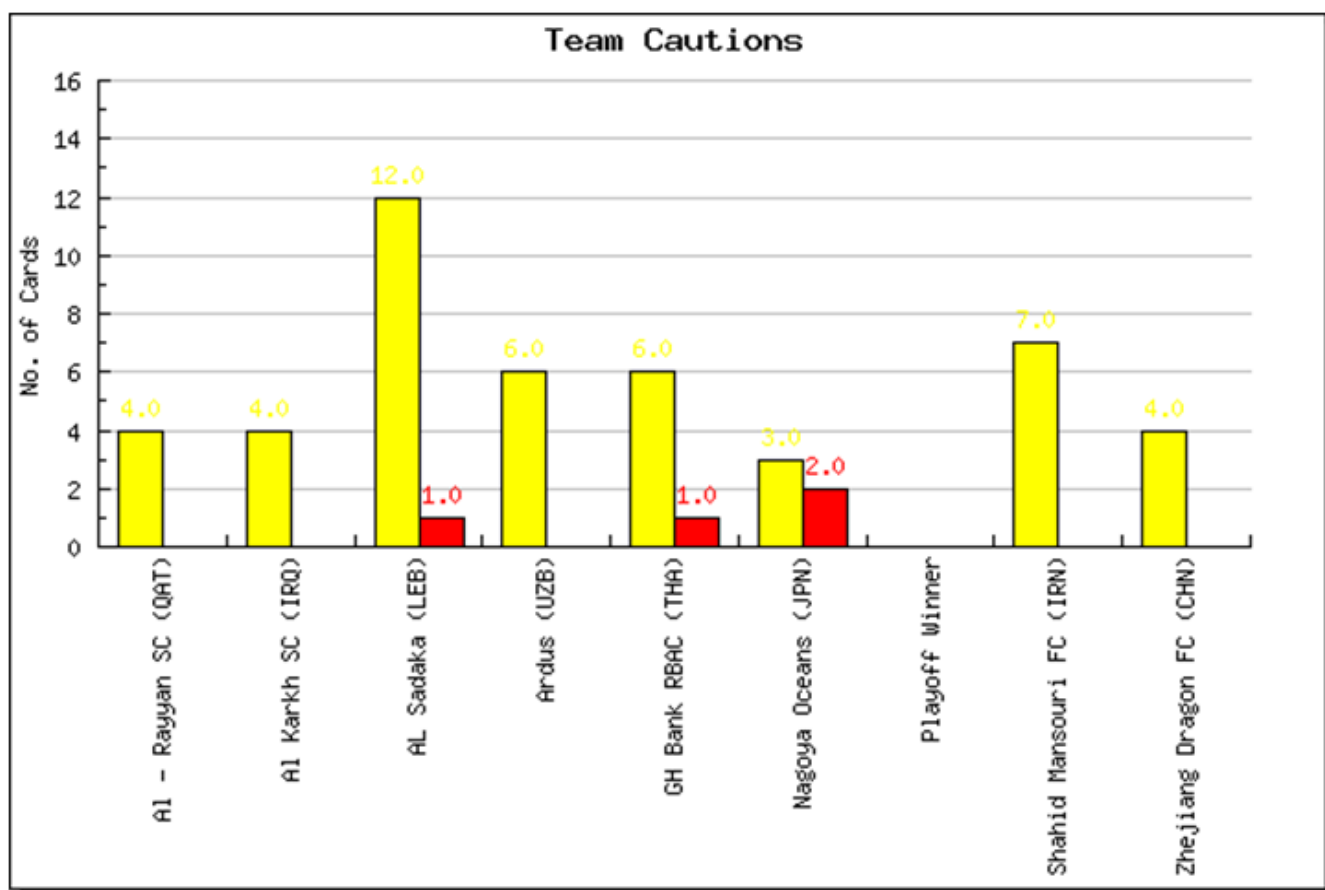
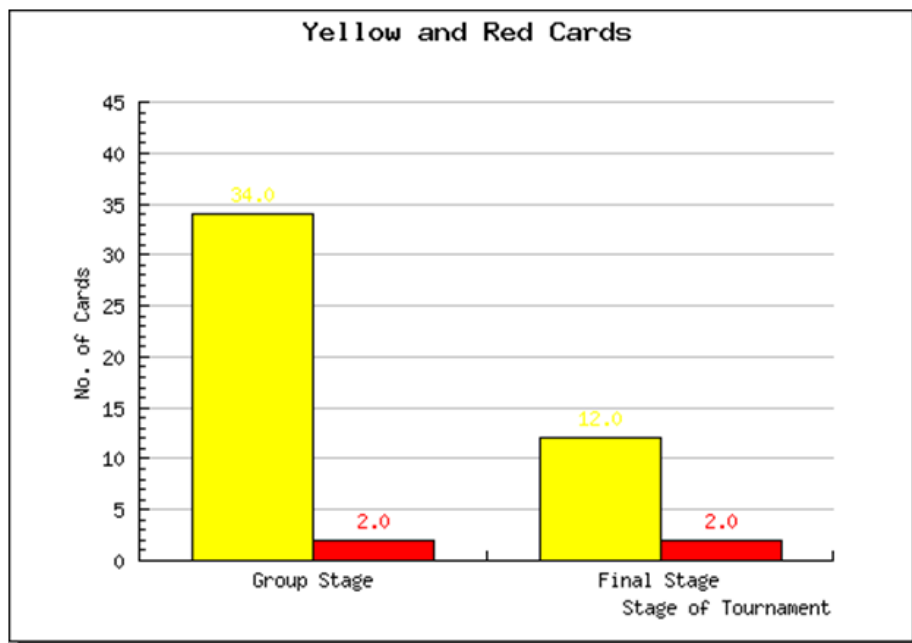
Stage: Final Round

Date	Venue	TeamA vs TeamB	Actual Playing Time
Final			
01-July-2011	Al-Rayyan Main Hall	Nagoya Oceans (JPN) vs Shahid Mansouri FC (IRN)	78:04
3rd/4th Placing			
01-July-2011	Al-Rayyan Main Hall	AL Sadaka (LEB) vs AI - Rayyan SC (QAT)	69:17
Semi Finals			
30-June-2011	Al-Rayyan Main Hall	Nagoya Oceans (JPN) vs AL Sadaka (LEB)	75:37
30-June-2011	Al-Rayyan Main Hall	Shahid Mansouri FC (IRN) vs AI - Rayyan SC (QAT)	77:04
Groups Stage			
27-June-2011	Al-Rayyan Main Hall	Zhejiang Dragon FC (CHN) vs AI - Rayyan SC (QAT)	76:08
27-June-2011	Al-Rayyan Main Hall	AI Karkh SC (IRQ) vs Nagoya Oceans (JPN)	73:47
26-June-2011	Al-Rayyan Main Hall	Nagoya Oceans (JPN) vs Zhejiang Dragon FC (CHN)	71:30
26-June-2011	Al-Rayyan Main Hall	AI - Rayyan SC (QAT) vs AI Karkh SC (IRQ)	76:02
28-June-2011	Al-Rayyan Main Hall	AI - Rayyan SC (QAT) vs Nagoya Oceans (JPN)	74:30
28-June-2011	Al-Gharafa Main Hall	Zhejiang Dragon FC (CHN) vs AI Karkh SC (IRQ)	74:50
26-June-2011	Al-Rayyan Main Hall	Shahid Mansouri FC (IRN) vs Ardus (UZB)	80:02
26-June-2011	Al-Rayyan Main Hall	GH Bank RBAC (THA) vs AL Sadaka (LEB)	81:33
27-June-2011	Al-Rayyan Main Hall	Ardus (UZB) vs GH Bank RBAC (THA)	85:57
27-June-2011	Al-Rayyan Main Hall	AL Sadaka (LEB) vs Shahid Mansouri FC (IRN)	74:37
28-June-2011	Al-Rayyan Main Hall	Shahid Mansouri FC (IRN) vs GH Bank RBAC (THA)	74:15
28-June-2011	Al-Gharafa Main Hall	AL Sadaka (LEB) vs Ardus (UZB)	86:27

GENERAL STATISTICS

Yellow and Red Cards

Stage: Final Round



Tournament Goal Scorers

Player	Country	Team	Goals
HASSAN ZADEH NAVLIGHE ALI ASGHAR	I.R. IRAN	Al - Rayyan SC (QAT)	8 (G), 2 (PK), 0 (Own), 10 (total)
AZIMAEIDIVKOLAEI MORTEZA	I.R. IRAN	Shahid Mansouri FC (IRN)	7 (G), 0 (PK), 0 (Own), 7 (total)
RAFAEL YOSHIO SAKAI	BRAZIL	Nagoya Oceans (JPN)	5 (G), 0 (PK), 0 (Own), 5 (total)
TAHERI MOHAMMAD	I.R. IRAN	Al - Rayyan SC (QAT)	4 (G), 1 (PK), 0 (Own), 5 (total)
HASHIM KHALID KADHIM AL-SARAF	IRAQ	Al Karkh SC (IRQ)	4 (G), 0 (PK), 0 (Own), 4 (total)
KAORU	PERU	Nagoya Oceans (JPN)	4 (G), 0 (PK), 0 (Own), 4 (total)
KOGURE KENICHIRO	JAPAN	Nagoya Oceans (JPN)	4 (G), 0 (PK), 0 (Own), 4 (total)
RENATO GOMES MIRANDA	BRAZIL	GH Bank RBAC (THA)	4 (G), 0 (PK), 0 (Own), 4 (total)
AHMAD RAJA S R AL-FAYADH	QATAR	Al - Rayyan SC (QAT)	3 (G), 0 (PK), 0 (Own), 3 (total)
HAMID NASIRI NAHRIGH	I.R. IRAN	Shahid Mansouri FC (IRN)	3 (G), 0 (PK), 0 (Own), 3 (total)
HENMI KATSUTOSHI RAFAEL	JAPAN	Nagoya Oceans (JPN)	3 (G), 0 (PK), 0 (Own), 3 (total)
JEAN KOTANY	LEBANON	AL Sadaka (LEB)	3 (G), 0 (PK), 0 (Own), 3 (total)
KHALED TAKAJI	LEBANON	AL Sadaka (LEB)	3 (G), 0 (PK), 0 (Own), 3 (total)
SHARIPOV JAMOLIDDIN	UZBEKISTAN	Ardus (UZB)	3 (G), 0 (PK), 0 (Own), 3 (total)
SVIRIDOV KONSTANTIN	UZBEKISTAN	Ardus (UZB)	3 (G), 0 (PK), 0 (Own), 3 (total)
WATANABE TOMOAKI	JAPAN	Nagoya Oceans (JPN)	3 (G), 0 (PK), 0 (Own), 3 (total)
ABDULKAREEM AL-SHARSHAHI	IRAQ	Al Karkh SC (IRQ)	2 (G), 0 (PK), 0 (Own), 2 (total)
ALI EL HOMSI	LEBANON	AL Sadaka (LEB)	2 (G), 0 (PK), 0 (Own), 2 (total)
BRUNO	JAPAN	Nagoya Oceans (JPN)	2 (G), 0 (PK), 0 (Own), 2 (total)
CONG LIN	CHINA P.R.	Zhejiang Dragon FC (CHN)	2 (G), 0 (PK), 0 (Own), 2 (total)
DANESHVAR MASOUD	I.R. IRAN	Shahid Mansouri FC (IRN)	2 (G), 0 (PK), 0 (Own), 2 (total)
HASSAN CHAITO	LEBANON	AL Sadaka (LEB)	2 (G), 0 (PK), 0 (Own), 2 (total)
ISSARASUWIPAKORN LERTCHAI	THAILAND	GH Bank RBAC (THA)	2 (G), 0 (PK), 0 (Own), 2 (total)
KARRAR MOHSIN MOHAMMED AL THABETI	IRAQ	Al Karkh SC (IRQ)	2 (G), 0 (PK), 0 (Own), 2 (total)
MAEDA YOSHIFUMI	JAPAN	Nagoya Oceans (JPN)	2 (G), 0 (PK), 0 (Own), 2 (total)
MAJID HOSSEIN TIKDARINEJAD	I.R. IRAN	Shahid Mansouri FC (IRN)	2 (G), 0 (PK), 0 (Own), 2 (total)
MAURICIO ALBUQUERQUE D GOMES	BRAZIL	Al - Rayyan SC (QAT)	2 (G), 0 (PK), 0 (Own), 2 (total)
MOHAMMAD KESHAVARZ NASRABADI	I.R. IRAN	Shahid Mansouri FC (IRN)	2 (G), 0 (PK), 0 (Own), 2 (total)
MOHAMMADESMAEIL VATANKHAH FATHEHSARI	I.R. IRAN	Shahid Mansouri FC (IRN)	2 (G), 0 (PK), 0 (Own), 2 (total)
RAHNAMA ALI	I.R. IRAN	Shahid Mansouri FC (IRN)	2 (G), 0 (PK), 0 (Own), 2 (total)
SAAD BILAL S A AL-SHAHWANI	QATAR	Al - Rayyan SC (QAT)	2 (G), 0 (PK), 0 (Own), 2 (total)
WANG XIANG	CHINA P.R.	Zhejiang Dragon FC (CHN)	2 (G), 0 (PK), 0 (Own), 2 (total)
AHMAD PARIAZAR	I.R. IRAN	Shahid Mansouri FC (IRN)	1 (G), 0 (PK), 0 (Own), 1 (total)
ANOROV JAVLON	UZBEKISTAN	Ardus (UZB)	1 (G), 0 (PK), 0 (Own), 1 (total)
ASAAD HAMD MAJEED	IRAQ	Al Karkh SC (IRQ)	1 (G), 0 (PK), 0 (Own), 1 (total)
DENG TAO	CHINA P.R.	Zhejiang Dragon FC (CHN)	1 (G), 0 (PK), 1 (Own), 1 (total)
ESMAEILPOUR AHMAD	I.R. IRAN	Shahid Mansouri FC (IRN)	1 (G), 0 (PK), 0 (Own), 1 (total)
FARHUTDINOV FARRUH	UZBEKISTAN	Ardus (UZB)	1 (G), 0 (PK), 0 (Own), 1 (total)
HAMAD MEHSIN W M KASSAB	QATAR	Al - Rayyan SC (QAT)	1 (G), 0 (PK), 0 (Own), 1 (total)
HUSSEIN ABD ALI MOHAMMED AL-ZUBAIDI	IRAQ	Al Karkh SC (IRQ)	0 (G), 1 (PK), 0 (Own), 1 (total)
IRSALIEV DILSHOD	UZBEKISTAN	Ardus (UZB)	1 (G), 0 (PK), 0 (Own), 1 (total)
JANTA PANUWAT	THAILAND	GH Bank RBAC (THA)	1 (G), 0 (PK), 0 (Own), 1 (total)
KANAI TOMOYUKI	JAPAN	Nagoya Oceans (JPN)	1 (G), 0 (PK), 0 (Own), 1 (total)
KHUMTHINKAEW SERMPHAN	THAILAND	GH Bank RBAC (THA)	1 (G), 0 (PK), 0 (Own), 1 (total)
KITAHARA WATARU	JAPAN	Nagoya Oceans (JPN)	1 (G), 0 (PK), 0 (Own), 1 (total)
MARWAN GORGES	IRAQ	AL Sadaka (LEB)	1 (G), 0 (PK), 0 (Own), 1 (total)
MORI SHUTA	JAPAN	Nagoya Oceans (JPN)	1 (G), 0 (PK), 0 (Own), 1 (total)
SERGIO LOCH	BRAZIL	AL Sadaka (LEB)	1 (G), 0 (PK), 1 (Own), 1 (total)
ZHANG WEN	CHINA P.R.	Zhejiang Dragon FC (CHN)	1 (G), 0 (PK), 0 (Own), 1 (total)

GENERAL STATISTICS

Tournament Report : Spectators

Date	Fixture	Group Name	Venue	Venue	Spectators	Capacity	%
6/30/2011	Shahid Mansouri FC (IRN) vs Al - Rayyan SC (QAT)	AFC FUTSAL CLUB CHAMPIONSHIP 2011, Final Round	Semi Finals	Al-Rayyan Main Hall, Doha	712	3620	20%
6/28/2011	Al - Rayyan SC (QAT) vs Nagoya Oceans (JPN)	AFC FUTSAL CLUB CHAMPIONSHIP 2011, Final Round	Group A	Al-Rayyan Main Hall, Doha	409	3620	11%
6/27/2011	Zhejiang Dragon FC (CHN) vs Al - Rayyan SC (QAT)	AFC FUTSAL CLUB CHAMPIONSHIP 2011, Final Round	Group A	Al-Rayyan Main Hall, Doha	328	3620	9%
7/1/2011	AL Sadaka (LEB) vs Al - Rayyan SC (QAT)	AFC FUTSAL CLUB CHAMPIONSHIP 2011, Final Round	3rd/4th Placing	Al-Rayyan Main Hall, Doha	262	3620	7%
6/26/2011	Al - Rayyan SC (QAT) vs Al Karkh SC (IRQ)	AFC FUTSAL CLUB CHAMPIONSHIP 2011, Final Round	Group A	Al-Rayyan Main Hall, Doha	250	3620	7%
7/1/2011	Nagoya Oceans (JPN) vs Shahid Mansouri FC (IRN)	AFC FUTSAL CLUB CHAMPIONSHIP 2011, Final Round	Final	Al-Rayyan Main Hall, Doha	250	3620	7%
6/30/2011	Nagoya Oceans (JPN) vs AL Sadaka (LEB)	AFC FUTSAL CLUB CHAMPIONSHIP 2011, Final Round	Semi Finals	Al-Rayyan Main Hall, Doha	200	3620	6%
6/28/2011	Shahid Mansouri FC (IRN) vs GH Bank RBAC (THA)	AFC FUTSAL CLUB CHAMPIONSHIP 2011, Final Round	Group B	Al-Rayyan Main Hall, Doha	158	3620	4%
6/26/2011	Shahid Mansouri FC (IRN) vs Ardus (UZB)	AFC FUTSAL CLUB CHAMPIONSHIP 2011, Final Round	Group B	Al-Rayyan Main Hall, Doha	120	3620	3%
6/26/2011	GH Bank RBAC (THA) vs AL Sadaka (LEB)	AFC FUTSAL CLUB CHAMPIONSHIP 2011, Final Round	Group B	Al-Rayyan Main Hall, Doha	109	3620	3%
6/26/2011	Nagoya Oceans (JPN) vs Zhejiang Dragon FC (CHN)	AFC FUTSAL CLUB CHAMPIONSHIP 2011, Final Round	Group A	Al-Rayyan Main Hall, Doha	93	3620	3%
6/27/2011	Ardus (UZB) vs GH Bank RBAC (THA)	AFC FUTSAL CLUB CHAMPIONSHIP 2011, Final Round	Group B	Al-Rayyan Main Hall, Doha	70	3620	2%
6/27/2011	AL Sadaka (LEB) vs Shahid Mansouri FC (IRN)	AFC FUTSAL CLUB CHAMPIONSHIP 2011, Final Round	Group B	Al-Rayyan Main Hall, Doha	64	3620	2%
6/27/2011	Al Karkh SC (IRQ) vs Nagoya Oceans (JPN)	AFC FUTSAL CLUB CHAMPIONSHIP 2011, Final Round	Group A	Al-Rayyan Main Hall, Doha	50	3620	1%
6/28/2011	AL Sadaka (LEB) vs Ardus (UZB)	AFC FUTSAL CLUB CHAMPIONSHIP 2011, Final Round	Group B	Al-Gharafa Main Hall, Doha	50	3620	1%
6/28/2011	Zhejiang Dragon FC (CHN) vs Al Karkh SC (IRQ)	AFC FUTSAL CLUB CHAMPIONSHIP 2011, Final Round	Group A	Al-Gharafa Main Hall, Doha	30	3620	1%
Total Attendance: 3155							

Fair Play Report

Team	Total
AL - RAYYAN SC (QAT)	44.8
SHAHID MANSOURI FC (IRN)	42.3
NAGOYA OCEANS (JPN)	40.43
AL SADAKA (LEB)	40.1
ZHEJIANG DRAGON FC (CHN)	24.25
AL KARKH SC (IRQ)	24
ARDUS (UZB)	23.43
GH BANK RBAC (THA)	23.31

Tournament Team Disciplinary Report

Team	Yellow Cards	Red Cards (2nd yellow)	Red Cards
AL KARKH SC (IRQ)	4	-	-
ZHEJIANG DRAGON FC (CHN)	4	-	-
AL - RAYYAN SC (QAT)	4	-	-
NAGOYA OCEANS (JPN)	3	1	1
ARDUS (UZB)	6	-	-
GH BANK RBAC (THA)	6	-	1
SHAHID MANSOURI FC (IRN)	7	-	-
AL SADAKA (LEB)	12	1	-

REFEREE ASSESSORS AND REFEREES



Name	Country	Designation
SADR MOOSAVI	IR IRAN	Referees Assessor
SAMINATHEN MARIMUTHU	MALAYSIA	Referees Assessor
SHEPHEARD RYAN JOHN	AUSTRALIA	FUTSAL Referee
ABDULLA ABDUL RAHMAN ABDUL QADER	BAHRAIN	FUTSAL Referee
ZHANG YOUZE	CHINA PR	FUTSAL Referee
SOHRABI ALIREZA	IR IRAN	FUTSAL Referee
NOBUMOTO YASUKAZU	JAPAN	FUTSAL Referee
KHALAILEH HUSEIN	JORDAN	FUTSAL Referee
KIM JANG KWAN	KOREA REP.	FUTSAL Referee
AL HADDAD MOHAMMED	KUWAIT	FUTSAL Referee
BUKUEV NURDIN	KYRGYZSTAN	FUTSAL Referee
CHAMI MOHAMAD	LEBANON	FUTSAL Referee
RITAGA REY	PHILIPPINES	FUTSAL Referee
BARATOV VADIM	TURKMENISTAN	FUTSAL Referee



REFEREES REPORT

ARRIVAL & COORDINATION MEETING

All the Futsal Referees and Referees Instructors reported on 23 June 2011. A Coordination meeting was conducted with the Match Officials on the 23 June 1800 hrs at Millennium Hotel. They were informed on the Administration and House Keeping matters, Tournament Rules and Regulations.

FITNESS TEST

The fitness test for Referees was conducted on 24th June 2011 at Qatar Sport Club at 1900 hrs. All Referees passed the requirement time for the fitness test. The fitness test was conducted by two Assessors and assisted by 2 helpers from LOC. The medical team and ambulance were present to assist us.

PRACTICAL SESSION

The practical sessions during Preparatory Course were held at Al-Rayyan Hall on 25th June 2011. Daily practical were held at Olympic Day School just nearby the Millennium Hotel starts from 26th till 30th June every morning an hour start from 0700.

APPOINTMENT OF REFEREES

Appointments of referees were decided for first 2 match days and distributed to the referees. The list appointments were given to Head of Delegation, Head of Administration and Match Commissioners. Subsequent appointments were distributed to the relevant officials after discussion with the Instructors and Referees Coordinator for each match day. Appointments were based on the referees' performance during the competition. During the semi finals, 3 Futsal referees (Iran, Japan & Lebanon) were released as their teams qualify.

DAILY BRIEFING AND DEBRIEFING

Sessions were held in the Millennium hotel, referees meeting room, at 09.30am, the debriefing sessions began with the referee team giving their own assessment of the match and their performance for the matches of previous day. After this, appropriate incidents from the DVD were discussed for the referees to improve further. Also team tactics from that game were also discussed and for referees considerations for the next games involving these teams. A flip board was used to clearly explain incidents.

HOSPITALITY BY LOCAL ORGANISING COMMITTEE

On the refereeing side, LOC has done exceptionally well. The LOC and the hotel staff were very accommodating and provided good assistance and support to the referees and the instructors. The transport support during training and on match days, were very well coordinated. The referees were given free internet access, gym and swimming pool facilities for them to have recovery after each match day.

OVERALL PERFORMANCE OF REFEREES

All matches were generally played with the spirit of fair play and the players respecting the decisions of the referees. There were no major errors committed by the match officials which affected the result of the match. The teamwork, cooperation and communication among the referees were encouraging. The overall performance of the referees was very good

DISCIPLINE OF MATCH OFFICIALS

Although the matches were played every day from 1130 to 2100 hrs, except during rest days, the discipline of the referees were very high. They listened and abided with the instructions given from the instructors and the staff.

The camaraderie between the referees was very good and they supported one another after each match, with words of encouragement and motivation during the daily de-briefing.



Match Officials for the Final Match



PRELIMINARY COMPETITIONS

Play-off Match

	P	W	D	L	F	A	GD	PTS
Al Karkh SC (IRQ)	1	1	0	0	6	1	5	3
Harimau Rawa (IDN)	1	0	0	1	1	6	-5	0





TEAM DATA AND ANALYSIS

NAGOYA OCEANS (JPN)

Group Matches:

26 June 2011	Nagoya vs Dragon	8 : 1	(2-1)
27 June 2011	Nagoya vs Al Karkh	5 : 2	(2-1)
28 June 2011	Nagoya vs Al Rayyan	8 : 3	(1-1)

Semi-Final

30 June 2011	Nagoya vs Al Sadaka	2 : 1	(1-0)
--------------	---------------------	-------	-------

Final

1st July 2011	Nagoya vs Shahid Mansouri	3 : 2	(2-2)
			* After extra time (0-2) *

TEAM DATA:

Average Age: 26.2 years old

Disciplinary Record:

Yellow cards	2
Red cards (indirect)	1
Red cards (direct)	1

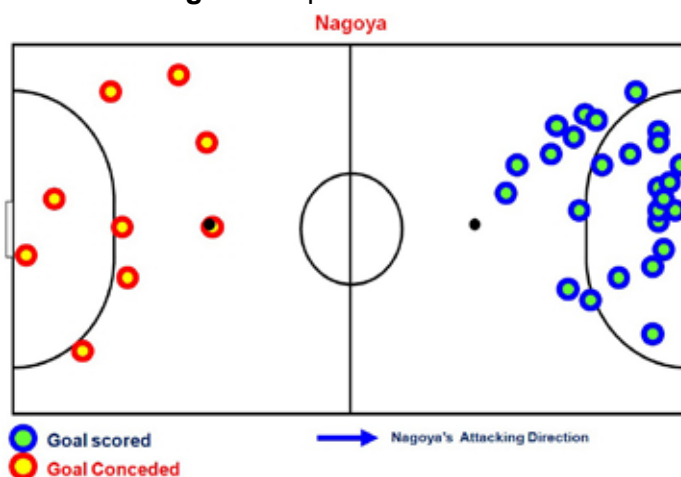
Statistics and Team Data

Team: Thailand		Attacking										Defending						Sanctions			
No	Player	Minutes Played					Total	Shots				Passes		Field Player		Goalkeeper		YC	2YC	RC	
		Match 1	Match 2	Match 3	Match 4	Match 5		Score	Saved	Post	Out	Assist	Miss	IP	DP	CS	NCS				DO
3	KITAHARA WATARU (KITAHARA) (C)	21	3	0	28	20	72	1	4	2	4	3	12	6	6				1	1	2
9	KAORU (MORIOKA)	19	23	18	27	27	114	5	18	1	9	3	12	9	10				1		
10	KOGURE KENICHIRO (KOGURE)	30	23	26	33	30	142	4	6	1	9	4	15	9	6						
14	KAWAHARA HISAMITSU (KAWAHARA)	40	40	39	50	50	219		1		3		5	5		10	20	28			
15	MAEDA YOSHIFUMI (MAEDA)	17	16	16	17	21	87	1	1	1	2	1	6	7	7						
1	ISHIGURO HIROHISA (ISHIGURO)	0	0	1	0	0	1														
2	MORI SHUTA (MORI)	3	1	4	0	0	8	1			1		1								
4	RAFAEL YOSHIO SAKAI (SAKAI)	17	17	22	23	23	102	6	16		12	1	9	11	8						
5	HOSHI RYUTA (HOSHI)	4	7	5	0	0	16				1		3		1						
8	HENMI KATSUTOSHI RAFAEL (HENMI)	22	20	22	29	35	128	2	6	5	10	5	12	19	21						
11	BRUNO (HATAKEYAMA)	17	27	33	32	34	143	2	27	4	16	1	17	12	11						
13	WATANABE TOMOAKI (WATANABE)	10	23	11	11	10	65	3	11		5	1	1	8	3						
17	KANAI TOMOYUKI (KANAI)			3			3	1													
18	SHINODA RYUMA (SHINODA)																				

Legends:

IP: Intercepted Pass | DP: Dispossessed Opponent | CS: Completed Save | NCS: Non Completed Save | DO: Deflected Out of the pitch

Group A Final Ranking: Champion



Goal Scorers:

KAORU (MORIOKA)	5
RAFAEL YOSHIO SAK	6
KOGURE KENICHIRO	4
HENMI KATSUTOSHI	2
WATANABE TOMOAKI	3
BRUNO (HATAKEYAMA)	2
MAEDA YOSHIFUMI	1
MORI SHUTA (MORI)	1
KITAHARA WATARU	1
KANAI TOMOYUKI	1

Coach:

Coach: Jose Adil Amarante

Day of birth: 19 December 1965

Coaching Qualification:

- UEFA Coach (Level 3) Portugal

Career as a Coach:

- A. Abangwr/Vasco deGama/A.A enxuta/A.A. Malharia Guerra (BRAZIL)
- A. Academica combra/coloegio Da.luta pereiraDa costa/ Instituto D.govo/Sport lisboa E benfica (Portugal)
- Nagoya (Japan)



Career as a Player:

- Segaba (Futsal) Brazil



Outstanding Players:

- No 9 KAORU MORIOKA – skilful player and strong, one of the best pivots, fast and clever player
- No 11 BRUNO HATAKEYAMA – skilful dribbler, creative and strong tactically.

Key Points:

- Fit
- Outstanding individual skills
- Fast players and quick transition from attack to defence
- Good in one on man defence and strong adaptability
- Variable offensive system (i.e 4 x 0 to 3 x 1)
- Versatile players, good finishing
- Good understanding

System/Formation:

Flexible 1-3-1 with a pivot in wing. 1-4-0 as second system

Style of Play:

The team played consistently well in the competition. All players were comfortable when in possession, coped well under pressure and played as a team

Technical:

Very good individual technique, good finishing ability, able to execute any tactics and adapt to different playing systems efficiently

Tactics:

- **Defensive:**
- Combination of zone defence and man marking. Press from the first passing line
- First defensive line between marking line 2 and 3
- Strong in one on one defence. Man marking in the last 10 meters
- Changed strategy if opponent started with 2 or 3 players at the back
- Good transition from attack to defence
- Good recovery of the ball

Offensive:

- Used 1-3-1 as the starting formation. Passed the ball to the pivot, and started move from deep
- Used 1-2-1 to counter attack with pivot movements. Opposite winger went to second post
- Speedy, dynamic movements and quick transitions
- A lot of ball possession but played slowly in the first half. Changed the velocity of team movements in the second half and this made wonders
- Wholesale changes by making four substitutions at the same time
- Good rotation with ball

Physical Condition:

High fitness level

Mental Aspect:

High concentration, strong mentality. Managed their anxiety very well in the final.

TEAM DATA AND ANALYSIS

SHAHID MANSOURI FC (IRN)

Group Matches:

26 June 2011	Shahid Mansouri vs Ardus	4 : 2	(2-0)
27 June 2011	Shahid Mansouri vs Al Sadaka	5 : 3	(1-1)
28 June 2011	Shahid Mansouri vs GHB Bank	5 : 4	(4-3)

Semi-Final

30 June 2011	Shahid Mansouri vs Al Rayyan	6 : 5	(5-5)
		* After extra time	(3-1) *

Final

1st July 2011	Shahid Mansouri vs Nagoya	2 : 3	(2-2)
		* After extra time	(2-0) *

TEAM DATA:

Average Age: 26.5 years old

Disciplinary Record:

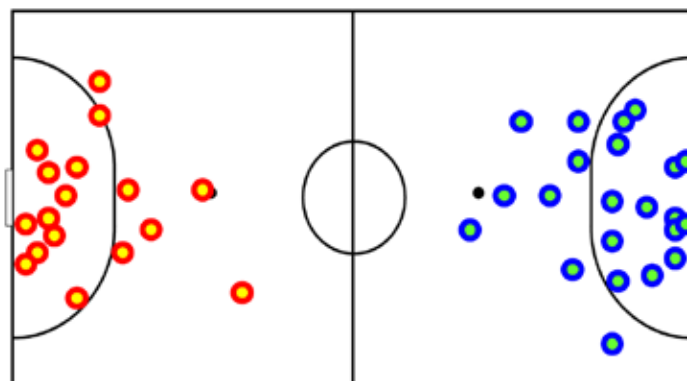
Yellow cards	7
Red cards (indirect)	0
Red cards (direct)	0

Statistics and Team Data

Group A

Final Ranking: 2nd PLACE

Shahid Mansori



● Goal Scored
● Goal Conceded
→ Shahid mansori's Attacking Direction

Goal Scorers:

AZIMAEI DIVKOLAEI MORTEZA	7
HAMID NASIRI NAHRIGH	3
MOHAMMAD KESHAV ARZ NASRABADI	2
RAHNAMA ALI	2
M. VATANKHAH	2
DANESHVAR MASOUD	2
MAJID HOSSEIN TIKDARINEJAD	2
AHMAD PARIAZAR	1
ESMAEIL POUR AHMAD	1

Team: Thailand		Attacking																Defending			Sanctions		
No	Player	Minutes Played						Shots				Passes		Field Player		Goalkeeper			YC	2YC	RC		
		Match 1	Match 2	Match 3	Match 4	Match 5	Total	Score	Saved	Post	Out	Assist	Miss	IP	DP	CS	NCS	DO					
2	NASIRNIAEFAROUJI MOJTABA (M.NASIRNIAIE) GK	40	40	40	50	49	219				5		9	3		34	37	12					
4	MOHAMMAD KESHAVARZ NASRABADI (M. KESHAVARZ)	25	26	24	24	39	138	2	17		9	1	10	24	19								
10	HAMID NASIRI NAHRIGH (H.NASIRI) (C)	13	19	20	24	21	97	3	8	1	7	2	15	13	14								
16	ESMAEILPOUR AHMAD (A.ESMAEILPOUR)	17	24	26	28	40	135	1	28	2	12	5	15	11	7								
18	DANESHVAR MASOUD (M.DANESHVAR)	25	25	0	33	30	113	2	9	4	11	4	10	7	7				2				
3	MARUYAMA TEPPEI	7	0	20	17	20	64		2		3	2	6	10	9								
5	SEYEDALI KIAEI (A.KIAEI)	12	21	7	9	0	49			2	3		11	5	2					1			
6	RAHNAMA ALI (A.RAHNAMA)	0	0	0	24	23	47	2	5		2		8	6	4					1			
9	AZIMAEIDIVKOLAEI MORTEZA (M.AZIMAEI)	18	15	21	17	21	92	7	11		8		12	11	9								
11	MAJID HOSSEIN TIKDARINEJAD (M.TIKDARINEJAD)	16	10	13	13	0	52	2	7		11		6	9	5					1			
17	MOHAMMADESMAEIL VATANKHAH FATHEHSARI	21	16	14	11	7	69	2	7	1	5		5	9	4					2			
20	MAHDI MOSTAFAEIMOGHADAM (M.MOSTAFAEI) GK	0	0	0	0	0	0																
7	AHMAD PARIAZAR (A.PARIAZAR)	6	4	9	0	0	19	1	1	2	2		2	1	2								
8	SEYED AMIR KESHVAR (A.KESHVAR)	0	0	6	0	0	6																

Legends:

IP: Intercepted Pass | DP: Dispossessed Opponent | CS: Completed Save | NCS: Non Completed Save | DO: Deflected Out of the pitch

Coach:

Coach: Reza Lak Ali Ahadi

Day of birth: 15 April 1976

Coaching Qualification:

- AFC 'C' Coaching Certificate

Career as a Coach:

- Rah Ahan FC
- Basji Rey FC
- Shensa Saveh FC
- Shahid Mansouri FC

Career as a Player:

- Rah Ahan FC
- Shahid Mansouri FC
- Iran Futsal National Team



Outstanding Players:

- No. 4 MOHAMMAD KESHAVARZ NASRABADI - the best player in the championship, very clever, good leadership and vision, mentally strong, skilful, and influential. Moves well with and without the ball
- No. 18 DANESHVAR MASOUD - skilful, strong and good mentality

Key Points:

- Team with good number of reserves
- Dominating players in all four phases
- Experienced, good in controlling game rhythm
- Strong will, determined and positive attitude
- Very strong in one on one play
- Versatile and able to adapt to many playing systems
- Good ball possession
- Good rotation
- Sharp finishing

System/Formation:

Flexible 3 x 1 and 4 x 0

Style of Play:

Play all kinds of systems, conducted all phases of play, when they pressed they did that as a unit. Aggressive. Communicated well between defence and offense

Technical:

Good technical skills

Tactics:

Defensive:

- Combination of zone defence and man marking. Press from the first passing line
- First defensive line between marking line 2 and 3
- Very strong in man marking
- They changed defensive strategy if opposition start with 2 or 3 players at the back
- Good transition from attack to defence
- Good recovery of the ball

Offensive:

- First offensive option is 4x0 with direct and simple cross and pass
- Alternately used 3x1 with one pivot
- When in 3x1, the opposite winger will break into the centre for support or make a diagonal pass
- When being pressed, they put one passing line to the first or second pass from deep near the opponent area

Physical Condition:

Very high physical condition

Mental Aspect:

Very strong mentality, high concentration, can manage the anxiety

TEAM DATA AND ANALYSIS

AL SADAKA (LIB)

Group Matches:

26 June 2011	Al Sadaka vs GHB Bank	0 : 0	(0-0)
27 June 2011	Al Sadaka vs Shahid Mansouri	3 : 5	(1-1)
28 June 2011	Al Sadaka vs Arduş	4 : 3	(2-3)
Semi-Final			
30 June 2011	Al Sadaka vs Nagoya	1 : 2	(0-1)
3rd & 4th Placing			
1st July 2011	Al Sadaka vs Al Rayyan	8 : 7	(4-4)
	* After extra time & penalty kicks		(0-1) *

TEAM DATA:

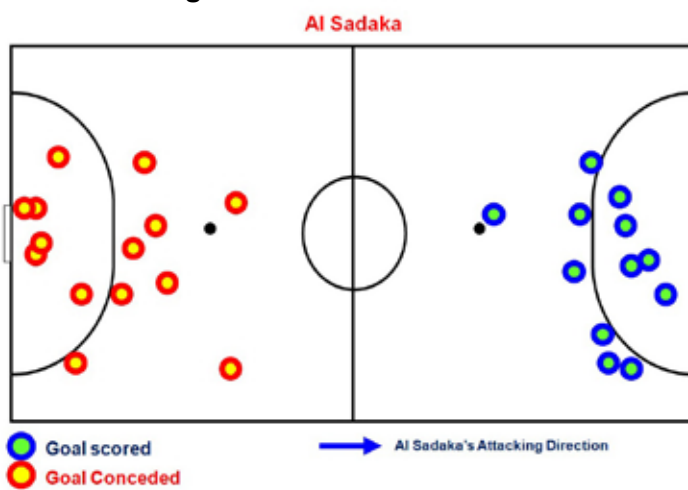
Average Age: 26 years old

Disciplinary Record:

Yellow cards	12
Red cards (indirect)	1
Red cards (direct)	0

Group B

Final Ranking: 3rd PLACE



Goal Scorers:

KHALED TAKAJI	3
HASSAN CHAITO	2
ALI EL HOMSI	2
JEAN KOTANY	2
SERGIO LOCH	1
MOSTAFA SERHAN	1

Statistics and Team Data

Team: Thailand		Attacking										Defending						Sanctions			
No	Player	Minutes Played					Total	Shots				Passes		Field Player		Goalkeeper		YC	2YC	RC	
		Match 1	Match 2	Match 3	Match 4	Match 5		Score	Saved	Post	Out	Assist	Miss	IP	DP	CS	NCS				DO
1	RABIE JAMIL EL KAKHI (R. EL KAKHI)GK	40	40	20	49	50	199						13	1	22	34	16				
3	SERGIO LOCH (SERGIO)	25	22	29	32	35	143	1	15	1	15	1	6	24	16				2		
11	JEAN KOTANY (J.KOTANY)	24	21	15	30	29	119	3	5		3	2	8	12	5				2		
12	KHALED TAKAJI (K.TAKAJI)	31	29	33	41	45	179	2	30	7	17	3	25	12	11				1		
16	RABIH ABOU CHAAYA (R.A.CHAAYA) (C)	20	20	29		32	101		10	1	5	1	15	13	16				2		
2	ZORAN LEVESKI (Z. LEVESKI)	11	18	11	18	15	73		7	1	3	1	5	7	4				1		
4	ALI EL HOMSI (A. EL HOMSI)	3	16	11	29	20	79	2	1		1		7	10	6						
5	JOSEPH ATIE (J.ATIE)		0	0	0	0	0														
6	HASSAN BAJOUK (H.BAJOUK)	0		0	0	5	5			1											
7	MOSTAFA SERHAN (M. SERHAN)	7		2	6	14	29		3	1	5		4	2	6						
19	HUSSEIN HAMADANI (H. HAMADANI)	0	0	20	1	0	21						1	4		10	14	4	1		
20	TONY DOUMIT (T.DOUMIT)		0	0		5	5														
13	HASSAN CHAITO (H. CHAITO)	17	14	20	33	0	84	2											3		1
10	MARWAN GORGES (M. GORGES)	22	20	10	11	0	63	1													

Legends:

IP: Intercepted Pass | DP: Dispossessed Opponent | CS: Completed Save | NCS: Non Completed Save | DO: Deflected Out of the pitch

Coach:

Coach: Dib Hussien

Day of birth: 1 January 1967

Coaching Qualification:

- AFC 'C' Coaching Certificate
- Level 1 Futsal

Career as a Coach:

- Al Sadaka Club 2008-2011

Career as a Player:

- Alarz



Outstanding Players:

- No. 3 SERGIO LOCH - clever and fast
- No.12 KHALED TAKAJI- very skilful, fast but sometimes without defending transition
- RABIE JAMIL EL KAKHI- one of the best goal keepers in the championship

Key Points:

- Stuck to counter attack strategy
- Strong in one on one duel
- Skilful
- Coped well under pressure

System/Formation:

1-3-1 and second system 1-4-0, sometimes 1-2-2 with parallel pass

Style of Play:

- Started with 1-3-1 and changed the system to 1-4-0. In the second period, they used 1-2-2 when they get tired
- Build up from behind and coped well under pressure , always trying to counter attack

Technical:

Very skilful players

Tactics:

Defensive:

- First defence line between marking line 3 and 4 without press the ball, contain, closing on the middle and played without defensive covers
- Zone defence
- Individual defence
- Bad return behind ball line

Offensive:

- Quick transition. Counter attack individually most of the time. Occasionally support from behind
- When in attacking position, the team moved well and used 1-3-1 and 1-4-0
- Breaking pressure using 4-0 with support to the middle
- Parallels attack

Physical Condition:

Average physical condition

Mental Aspect:

Well motivated and confident

TEAM DATA AND ANALYSIS

AL RAYYAN SC (QAT)

Group Matches:

26 June 2011 Al Rayyan vs Al Kharkh 6 : 5 (3-0)
 27 June 2011 Al Rayyan vs Zhejiang Dragon 6 : 1 (2-0)
 28 June 2011 Al Rayyan vs Nagoya Oceans 3 : 8 (1-1)

Semi-Final

30 June 2011 Al Rayyan vs Shahid Mansouri 5 : 6 (5-5)
 * After extra time (1-3) *

3rd & 4th Placing

1st July 2011 Al Rayyan vs Al Sadaka 7 : 8 (4-4)
 * After extra time & penalty kicks (1-0) *

TEAM DATA:

Average Age: 25.1 years old

Disciplinary Record:

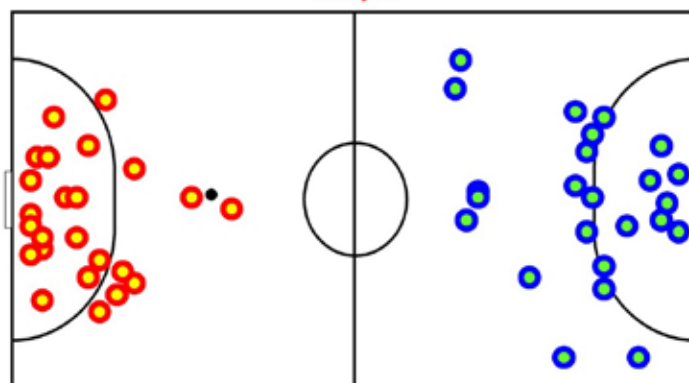
Yellow cards 4
 Red cards (indirect) 0
 Red cards (direct) 0

Statistics and Team Data

Group A

Final Ranking: 4th PLACE

AIRayan



● Goal scored
 ● Goal Conceded

→ AIRayan's Attacking Direction

Goal Scorers:

HASSAN ZADEH 10
 M. TAHERI 5
 A. RAJA 3
 MAURICINHO 2
 SAAD BILAL S A AL-SHAHWANI 2
 HAMAD MEHSIN W M KASSAB 1

Team: Thailand		Attacking										Defending						Sanctions			
No	Player	Minutes Played					Total	Shots				Passes		Field Player		Goalkeeper		YC	2YC	RC	
		Match 1	Match 2	Match 3	Match 4	Match 5		Score	Saved	Post	Out	Assist	Miss	IP	DP	CS	NCS				DO
4	SAAD BILAL S A AL-SHAHWANI (SAAD)	40	39	39	49	46	213	2	7		14		14	25	23				1		
9	AHMAD RAJA S R AL-FAYADH (A.RAJA)		17	19	26	36	98	3	10	1	3	1	15	12	3				2		
10	TAHERI MOHAMMAD (M.TAHERI)	40	40	40	50	50	220	5	33	4	17	8	20	22	20						
13	BADI JOHAR S ABDULLA (BADI) (C) GK	40	38	37	50	28	193						6	7		24	36	28	1		
17	HASSAN ZADEH NAVLIGHE ALI ASGHAR (HASSAN ZADEH)	29	28	37	34	45	173	10	27	3	18	2	21	10	20						
1	HUSSAIN KHALID D H AL-SHARSHANI (HUSSAIN)		2	3		11	16										2				
7	MAURICIO ALBUQUERQUE D GOMES (MAURICINHO)	11	12	3	16	5	47	2	9	2	4	2	2	8	3						
8	MOHAMMED SAEED M A AL-MARRI (AL-MARRI)		2	1			3														
14	HAMAD MEHSIN W M KASSAB (HAMAD)	40	21	13	25	24	123	1	4	1	3	1	9	11	9						
15	FAHAD ABDULRAHMAN JASSIM M. AL-THANI (F.AL THANI)						0														
16	MOHAMMED ALI KHOWAR (M.ALI)					5	5														
18	ABDULRAHMAN AREF A A MOHD (ABDULRAHMAN)		1	8			9								1						
19	KHALIFA AYED H A ALQAHTANI (AL-QAHTANI)																				

Legends:

IP: Intercepted Pass | DP: Dispossessed Opponent | CS: Completed Save | NCS: Non Completed Save | DO: Deflected Out of the pitch

Coach:

Coach: Rhouila Hassan

Day of birth: 3 May 1958

Coaching Qualification:

-

Career as a Coach:

- Ajax Kenitra
- Ajax Tanger
- Morocco National Team 1995-1998 and 2004-2008



Career as a Player:

- Moroccan National team 1994(futsal)
- Germain 89-93
- Formator 1984 to 1986



Outstanding Players:

- No. 10 TAHERI MOHAMMAD – Dynamic with excellent ball control and vision, good finishing ability
- No. 17 HASSAN ZADEH – Skilful dribbler, creative and fast, good finishing ability

Key Points:

- Two foreign players with very good skills with good knowledge of the game
- Team without reserves. Only one player on the bench
- Good technical and tactical skills
- Fast in transitions to attack
- Used only 7 players in the game

System/Formation:

Flexible 1-3-1 or 1-4-0 and sometimes 1-2-2

Style of Play:

- Changed playing system from 1-3-1 to 1-4-0 with good finishing ability from the players but without reserves
- Moved quickly between offence & defence
- Very skilful, however, they played individually most of the time

Technical:

- Very skillful and good ball possession
- Confident but not aggressive

Tactics:

Defensive:

- First defensive line in Zone defence. Marking line 3, pass to marking line 4, waiting to pounce on opponent's mistake when in marking line 3 and pressing in marking line 4; first defensive line did not press the ball and giving defence covers
- Did not pressure, only waiting for the mistake of opponent

Offensive:

- The team played 3x1 with a positional pivot in the centre, who also acted as the last man. The pivot come to support the passing line at the wing, without covers
- In transition with or without support. Used counter-attack as the main strategy
- Direct play. Goal keeper started transition from the deep, passed to the pivot
- Combination between wing-pivot, 1-2-1 formation
- Played individually most of the time

Physical Condition:

Average fitness

Mental Aspect:

Occasional lost of concentration, especially in the second period, but a very good motivated team with "never say die" fighting spirit

TEAM DATA AND ANALYSIS

AL KARKH SC (IRQ)

Group Matches:

26 June 2011	Al Karkh vs Al Rayyan	5 : 6	(3-0)
27 June 2011	Al Karkh vs Nagoya Oceans	2 : 5	(1-2)
28 June 2011	Al Karkh vs Zhejiang Dragon	4 : 4	(1-1)

TEAM DATA:

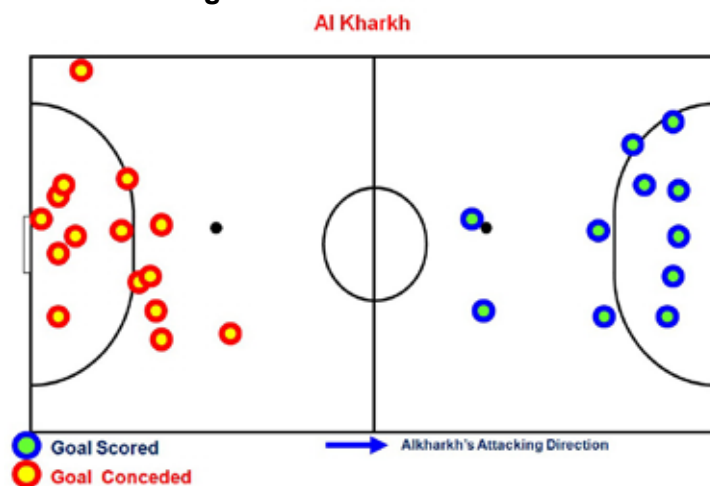
Average Age: 28.5 years old

Disciplinary Record:

Yellow cards	4
Red cards (indirect)	0
Red cards (direct)	0

Group A

Final Ranking: 5th PLACE



Goal Scorers:

HASHIM KHALID KADHIM AL-SARAF	4
ABDULKAREEM AL-SHARSHAHI	2
KARRAR MOHSIN MOHAMMED	2
ASAAD HAMD MAJEED	1
HUSSEIN ABD ALI MOHAMMEDAL-ZUBAIDI	1

Statistics and Team Data

Team: Thailand		Attacking										Defending						Sanctions					
No	Player	Minutes Played					Total	Shots			Passes		Field Player		Goalkeeper			YC	2YC	RC			
		Match 1	Match 2	Match 3	Match 4	Match 5		Score	Saved	Post	Out	Assist	Miss	IP	DP	CS	NCS				DO		
1	OTAIL. KH. ABDUL KADIR (UTAYL.K) (C) GK	40	40	40			120						3				21	26	18				
5	HUSSEIN ABD ALI MOHAMMED AL-ZUBAIDI (HUSSEIN.A)	31	35	20			86	1	12		8		10	5	10								
9	HASHIM KHALID KADHIM AL-SARAF (HASHIM.K)	34	32	37			103	4	12	2	9		11	10	16								
10	ABDULKAREEM AL-SHARSHAHI (ABDULKAREEM.G)	36	38	34			108	2	11	1	13	2	8	10	13								
12	ASAAD HAMD MAJEED (ASAAD H)	7	14	16			37	1		1	3		5	8	4					2			
2	ABDULRAZZAQ ABU-ALHAIL LABID (ABDULRAZZAQ.A)	0	0	0			0																
3	ALI S. HASSEIN (ALI.S)	2	7	0			9		1				2	1	1								
4	ZEYAD KHAYOON YADAM (ZEYAD.K)	0	9	0			9						4	5									
7	YASIR ABDULHADI QASIM AL-RUBAYE (YASIR.A)	4	5	3			12				2		1	2	2								
8	YASIR. H. JABIR (YASIR.H)	5	4	3			12			1	1		2	3	1					1			
11	KARRAR MOHSIN MOHAMMED AL THABETI (KARRAR. M)	14	16	14			44	2	4	2	5		3	4									
14	AHMED ABDULHASSAN MOHAMMED (AHMED A) GK	0	0	0			0																
6	MUSTAFA SAADI MAHDI (MUSTAFA.S)	27	0	33			60		10	3	8		10	7	8					1			
13	ATHEER KHALID RAZOOQI (ATHEER K)	0	0	0			0																

Legends:

IP: Intercepted Pass | DP: Dispossessed Opponent | CS: Completed Save | NCS: Non Completed Save | DO: Deflected Out of the pitch

Coach:

Coach: Saad Hussien Hathal

Day of birth: 1 July 1952

Coaching Qualification:

-

Career as a Coach:

- National Team Futsal Coach
- 4 years with Futsal Clubs

Career as a Player:

- 23 years in different clubs



Outstanding Players:

- No. 9 HASHIM KHALID KADHIM - skilful, clever
- No. 11 KARRAR MOHSIN - technically strong and good composure

Key Points:

- Average fitness condition
- Very good mentality, fight till the end
- Experienced players and competitive
- Played counter attack most of the time
- Good transition from attack to defence

System/Formation:

Team formation: 1 - 3 - 1 without a positional pivot

Style of Play:

Diamond formation most of the time in defence but not very well organised, depended much on counter attack

Technical:

Average skills. Zone defence and attacked individually.

Tactics:

Defensive:

- Zone defence without pressure on the ball
- First defensive line between marking line 3 and 4 with defensive covers back off ball line
- Waiting for opponent mistakes especially in the last 10 minutes
- Good transition from attack to defence
- Good recovery of the ball

Offensive:

- Quick transition. Counter-attack individually. Sometimes there were supports from behind.
- Played with movements from ball position to pivot position while in positional attack
- When the goalkeeper had the ball, the team stayed as 1-2-2 to receive the long ball or 1-3-1 with the pivot in deep position

Physical condition

Good physical condition

Mental aspect

They were well prepared mentally as shown in all their matches.

TEAM DATA AND ANALYSIS

GH BANK RBAC (THA)

Group B
Final Ranking: 6th PLACE

Group Matches:

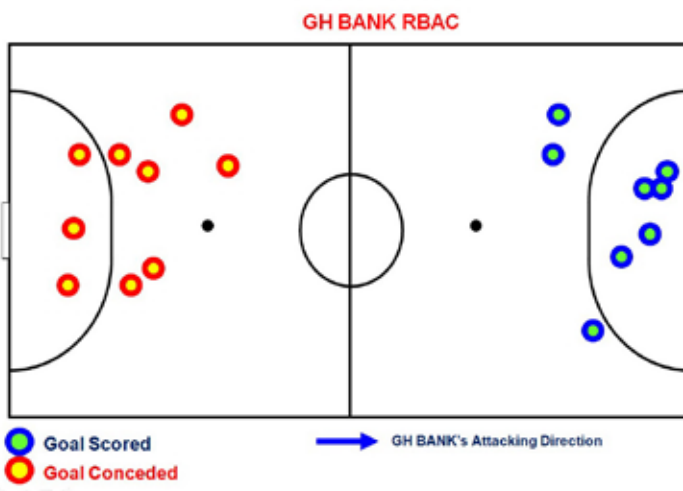
26 June 2011	GH Bank RBAC vs Al Sadaka	0 : 0 (0-0)
27 June 2011	GH Bank RBAC vs Ardus	4 : 4 (1-1)
28 June 2011	GH Bank RBAC vs Shahid Mansouri	4 : 5 (3-4)

TEAM DATA:

Average Age: 26.4 years old

Disciplinary Record:

Yellow cards	5
Red cards (indirect)	0
Red cards (direct)	0



Goal Scorers:

RENATO GOMES	4
ISSARASUWIPAKORN LERTCHAI	2
KHUMTHINKAEW SERMPHAN	1
JANTA PANUWAT	1

Statistics and Team Data

Team: Thailand		Attacking										Defending						Sanctions			
No	Player	Minutes Played					Total	Shots				Passes		Field Player		Goalkeeper		YC	2YC	RC	
		Match 1	Match 2	Match 3	Match 4	Match 5		Score	Saved	Post	Out	Assist	Miss	IP	DP	CS	NCS				DO
4	JANTA PANUWAT (PANUWAT)	10	19	14			43	1	4	1	5		2	11	1				1		
5	ISSARASUWIPAKORN LERTCHAI (LERTCHAI)	20	18	18			56	2	13		6	1	6	14	9				2		
9	THUEANKLANG SUPHAWUT (SUPHAWUT)	23	0	0			23		5		7		3	3							1
10	SURATSAWANG EKAPONG (EKAPONG)	25	22	22			69		8	1	6		3	14	8						
12	TOMPA SURAPONG (SURAPONG) GK	40	38	37			115						6	7		11	20	8	1		
1	ROJJANAMETHEESAP SUKRIT (SUKRIT) GK	0	0	0			0														
3	SUTTIROJ NATTHAPON (NATTHAPON)	16	20	21			57		3		4		3	5	3				1		
6	SAISORN PANOMKORN (PANOMKORN) (C)	18	20	20			58		10	1	1		7	9	9						
7	WONGKAEAO KRITSADA (KRITSADA)	10	22	22			54		7		3	1	6	9	2						
8	ANDRIANO LUCHETTA (ANDRIANO)	0	4	0			4				2			1	1						
13	KHUMTHINKAEW SERMPHAN (SERMPHAN)	20	12	26			58	1	11		5		7	5	1						
20	RENATO GOMES MIRANDA (RENATO)	18	22	20			60	4	7	2	7	2	7	9	3				2		
18	TEERAWAT KHUMMARIANG (TEERAWAT)	0	0	0			0														
19	KITTIPONG POCHAI (KIT-TIPONG)	0	3	0			3														

Legends:

IP: Intercepted Pass | DP: Dispossessed Opponent | CS: Completed Save | NCS: Non Completed Save | DO: Deflected Out of the pitch

Coach:

Coach: Rakphol Sainetngam

Day of birth: 14 November 1979

Coaching Qualification:

- AFC 'C' Coaching Certificate

Career as a Coach:

- Assist National Team
- Head coach Womens National Team
- Rbe club

Career as a Player:

- U17-19 National Team



Outstanding Players:

- No. 5 LERTCHAI - very athletic, technically strong
- No. 20 RENATO GOMES - quick, clever, good finishing ability

Key Points:

- Basic formation of 3-1, 4-0
- Versatile players
- Excellent team spirit
- Rapid transition from attack to defence, from defence to attack
- Good reserves
- Dominated all 4 phases of the game
- Ability to change offensive systems

System/Formation:

Played (3x1 and 4x0) and changed to 4x0 and 2x2 when necessary

Style of Play:

- They played between 4x0 and 3x1 without positional system, faster players in transition to attack and defend. Sometimes the team ran too much and blindly attacked. In many occasion, they went for one-on-one without offensive covers.
- Good individual skills and used 4 substitutions at the same time

Technical:

Players with very good individual skills dominated all 4 phases of the game.

Tactics:

Defensive:

- Pressing between marking line 4 and went up marking line 3
- Pressing from the first line
- In the corners they defended in Y
- Zone pressing with first defensive line marking line 2 when opponent started with two players at the back

Offensive:

- First offensive option in 3x1 with pivot waiting in the wings to receive
- Waiting for opponent's mistakes to launch counter-attack
- Good ball possession
- When in positional attack they played between 3x1 and 4x0, then from 4x0 switched to 2x2
- Sometimes lost ball possession in two passing lines

Physical Condition:

Very good physical condition, well prepared

Mental Aspect:

Good spirit; confident but lack of experience

TEAM DATA AND ANALYSIS

ARDUS (UZB)

Group Matches:

26 June 2011	Arduş vs Shahid Mansouri	2 : 4	(0-2)
27 June 2011	Arduş vs GHB Bank	4 : 4	(1-1)
28 June 2011	Arduş vs Al Sadaka	3 : 4	(3-2)

TEAM DATA:

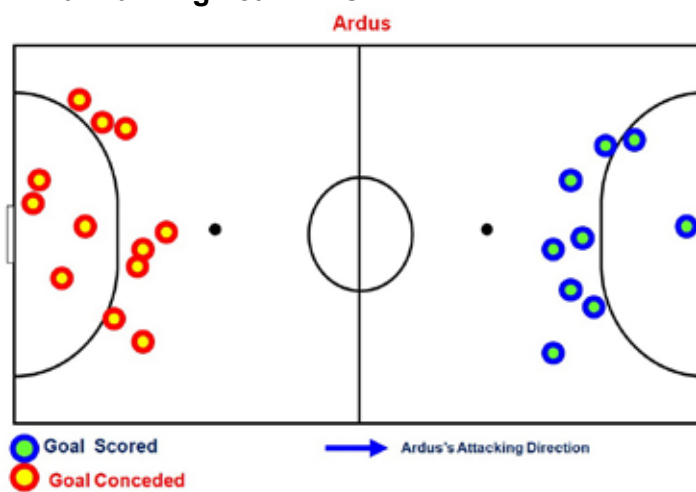
Average Age: 25.8 years old

Disciplinary Record:

Yellow cards	6
Red cards (indirect)	0
Red cards (direct)	0

Statistics and Team Data

Group B
Final Ranking: 8th PLACE



Goal Scorers:

SVIRIDOV KONSTANTIN	3
SHARIPOV JAMOLIDDIN	3
FARHUTDINOV FARRUH	1
IRSALIEV DILSHOD	1
ANOROV JAVLON	1

Team: Thailand		Attacking											Defending					Sanctions		
No	Player	Minutes Played					Total	Shots			Passes		Field Player		Goalkeeper			YC	2YC	RC
		Match 1	Match 2	Match 3	Match 4	Match 5		Score	Saved	Post	Out	Assist	Miss	IP	DP	CS	NCS			
1	UMAROV RUSTAM (UMAROV) GK	40	40	38			118					4	2	2	9	34	13			
2	IRSALIEV DILSHOD (IRSALIEV)	11	23	25			59	1	3	3		1	3	2						
3	TOJIBOEV SHUHRAT (TOJIBOEV)	25	25	26			76		4	1	1	13	10	12				1		
9	SHLEMA ANDREY (SHLEMA) (C)	19	20	16			55		2	1	3	1	3	2	2					
14	SVIRIDOV KONSTANTIN (SVIRIDOV)	30	26	22			78	3	7	1	8	1	9	9	8			1		
5	ANOROV JAVLON (ANOROV)	17	0	19			36	1	4		7	1	3	3	4			1		
6	SAYDAHMATOV AZAM (SAYDAHMATOV)	0	0	0			0													
7	FARHUTDINOV FARRUH (FARHUTDINOV)	22	15	16			53	1	8		5	1		4	3			2		
10	SHARIPOV JAMOLIDDIN (SHARIPOV)	18	24	25			67	3	12	1	8		2	8	7					
11	SADYKOV JASUR (SADYKOV)	18	12	12			42		3		4			3	1			1		
12	KRAVCHENKO NIKOLAY (KRAVCHENKO) GK	0					0													
15	ABDUMAVLYANOV FARKHOD	0	15	1			16				1			1	2					
8	(ABDUMAVLYANOV)	0					0													
20	RAZAKOV DANIYAR (RAZAKOV)																			

Legends:

IP: Intercepted Pass | DP: Dispossessed Opponent | CS: Completed Save | NCS: Non Completed Save | DO: Deflected Out of the pitch

Coach:

Coach: Petrov Alexander

Day of birth: 8 February 1964

Coaching Qualification:
AFC 'C' Coaching Certificate

Career as a Coach:

- Uzbekistan Futsal National Team 2006-2008
- Head coach of Ardos futsal club since 2006



Career as a Player:

- Tashkent football club 1986 -1988
- Khiva city M. Madaminova futsal club 1996-1998



Outstanding Players:

- No. 14 SVIRIDOV KONSTANTIN - technically strong and skilful, one of the best players in the tournament
- No. 9 SHLEMA ANDREY – skilful and intelligent player but physically weak

Key Points:

- Substitution 4 by 4 but no varieties of playing system
- Average physically condition
- Good tactical movement in 3-1 and 4-0
- Good return behind line of the ball
- Good ball possession

System/Formation:

4-0 and sometimes change to 3-1 with double cross 4x0 with diagonal pass

Style of Play:

- The team played 1-4-0 with double and single entries. They coped well under pressure and moved as a team. However when SVIRIDOV KONSTANTIN and SHLEMA ANDREY had gotten tired in the second half, the team lost its shape and became disorganised
- Used their trademark power play in the closing stages

Technical:

Very good players, bright future

Tactics:

Defensive:

- One-on-one defence but no interchange after line three. Marking line two by pressing the ball when in disadvantage situation and covering by using Y system
- Started pressing in marking line $\frac{3}{4}$ to pressurise the opponent
- Interchange in the first line between defence
- Good transition from attack to defence
- Solid defence in marking line 4-5
- Badly organised in 5 x 4 defence

Offensive:

- Fast break to ease up pressure from the opponent
- Quick support in the middle
- Emphasised on positional attack
- No specific player to pivot in 3 x 1 attack
- Good ball protection

Physical Condition:

Generally good, most of their players are agile and quick

Mental Aspect:

Very good mental preparation, but lack of concentration in the second period

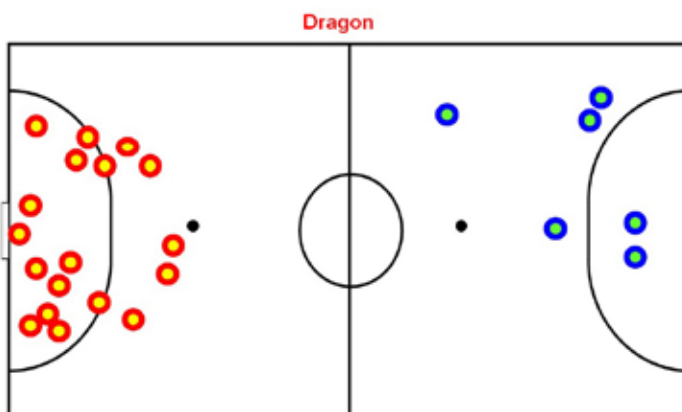
TEAM DATA AND ANALYSIS

ZHEJIANG DRAGON FC (CHN)

Group A
Final Ranking: 9th PLACE

Group Matches:

26 June 2011 Zhejiang Dragon vs Nagoya 1 : 8 (1-2)
 27 June 2011 Zhejiang Dragon vs Al Rayyan 1 : 6 (0-2)
 28 June 2011 Zhejiang Dragon vs Al Karkh 4 : 4 (1-1)



● Goal scored
 ● Goal Conceded
 → Dragon's Attacking Direction

TEAM DATA:

Average Age: 23.5 years old

Disciplinary Record:

Yellow cards 4
 Red cards (indirect) 0
 Red cards (direct) 0

Goal Scorers:

WANG XIANG 2
 CONG LIN 2
 ZHANG WEN 1
 DENG TAO 1

Statistics and Team Data

Team: Thailand		Attacking										Defending						Sanctions			
No	Player	Minutes Played					Total	Shots				Passes		Field Player		Goalkeeper		YC	2YC	RC	
		Match 1	Match 2	Match 3	Match 4	Match 5		Score	Saved	Post	Out	Assist	Miss	IP	DP	CS	NCS				DO
5	CONG LIN (CONG LIN) (C)	23	30	20			73	2	7	1	7	1	10	14	7				1		
9	WANG XIANG (WANG XIANG)	15	19	16			50	2	3		3		1	2	2				2		
13	ZHANG WEN (ZHANG WEN)	20	12	19			51	1	2	1	4	1	9	7	5						
14	ZHOU LIEDONG (ZHOU LIEDONG)	24	9	7			40						2	4	2						
18	DENG TAO (DENG TAO)	29	31	24			84	1	4	1	4		11	6	4						
6	LI HAO (LI HAO)	14	2	9			25				1		1	3	1						
8	GENG DEYANG (GENG DEYANG)	12	29	30			71		3	1	7		8	4	5						
10	ISHIZEKI SATOSHI (ISHIZEKI SATOSHI)	22	22	25			69		6	2	4	3	8	7	6				1		
11	JIANG PANLONG (JIANG PANLONG)	1	6	0			7				1		1								
12	WANG JUN (WANG JUN) GK	38	37	40			115				1	1	6	1		13	33	14			
16	XU CHANGZHI (XU CHANGZHI) GK	2	3	0			5										1				
20	LI XUEHAN (LI XUEHAN)			10			10				2		4	3							

Legends:

IP: Intercepted Pass | DP: Dispossessed Opponent | CS: Completed Save | NCS: Non Completed Save | DO: Deflected Out of the pitch

Coach:

Coach: Zhang Bi

Day of birth: 7 March 1969

Coaching Qualification:
AFC 'C' Coaching Certificate

Career as a Coach:
Club coach for 5 years

Career as a Player:
Played in district league from 1988-1993



Outstanding Players:

- No. 10 ISHIZEKI SATOSHI - fast, skilful and clever

Key Points:

- Good tactical movement
- Smooth transition to defence
- Ineffective counter attack
- Lack of experience

System/Formation:

Team formation: 1- 4-0 to 1-3-1

Style of Play:

- The team played with organised defence and concentrating on counter-attack; waiting to pounce on opponent's mistake
- They were good in transition from attack to defence. This team has a good future and only lacking in experience

Technical:

Most of the players are pretty skilful and technically sound but not their finishing ability

Tactics:

Defensive:

- Zone defence with the first defensive line in marking line 4
- Used defensive covers from the opposite side of the ball
- Go up to marking line 3 when the opponent is badly organised
- Double cover in the pivot inside the area
- Good transition from attack to defence
- In the last two minutes the team went up to marking line 2
- Well organised team
- Good return behind line of the ball
- Good defence in line 4-5

Offensive:

- Go for counter-attack from the beginning or let the goalkeeper to start direct attack move They changed movements in 4x0 to 3x1, not positional, but too slow to unbalance the opposition
- Dynamic in attack, a lot of movements but poor final pass
- Emphasised on counter attack
- Usually used 4-0 formation
- Many mistakes in passing

Physical Condition:

Good physical condition, well prepared

Mental Aspect:

Good fighting spirit, great confidence

AFC DELEGATION

Name	Country	Designation
RICHARD LAI	GUAM	Head of Delegation
ALI TARGHOLIZADE	IR IRAN	Head of Administration
MOHAMED FAIROZE MUHISEEN	SRI LANKA	Venue Manager
AVAZBEK BERDIKULOV	UZBEKISTAN	Assistant Venue Manager
EDNAN OTHMAN	MALAYSIA	Disciplinary Officer
DR. RANDOLPH MOLO	PHILIPPINES	Medical/Doping Officer
DR. AMMAR KASHMIRI	OMAN	Medical/Doping Officer
<i>STEPHEN WONG</i>	<i>HONG KONG</i>	<i>Appeals Officer (on standby)</i>
EISA SADDOM	KUWAIT	TSG Officer
SHAMIL DAGHISTANI	JORDAN	TSG Officer
TALAL ALSWAILMYEEN	JORDAN	Match Commissioner
TOKABAEV KEMEL	KYRGYZSTAN	Match Commissioner
MOUSAVI SEYED SADRODDIN	IR IRAN	Futsal Referee Assessor
SAMINATHEN MARIMUTHU	MALAYSIA	Futsal Referee Assessor
BRIAN JOHNSON	MALAYSIA	Event Logistics Dept
SHUHAIZA BINTI MOHD SHUKRI	MALAYSIA	Legal Dept
LORNA LEONG	MALAYSIA	Finance Dept
EDNA PONELAS CARPIO	PHILIPPINES	Medical Coordinator
YONG CHUL YUN	KOREA REP.	Marketing Officer
ALSON YUE AUN SOON	MALAYSIA	AV Dept
BADRUL HISHAM BIN KALAM	MALAYSIA	Referee Coordinator
DEBORAH MARY PEREIRA	MALAYSIA	Secretary
STACY JANSEN	MALAYSIA	Secretary



TECHNICAL STUDY GROUP

Technical Study Group Members:

1. Essa Saadon – AFC elite futsal instructor from KUWAIT
2. Shamil Al-Daghistani–AFC elite futsal instructor from JORDAN

TSG Assistants:

1. Francisco Baptista
2. Paula Rego
3. Mohamed Atya
4. Adel Sayeh- futsal coach
5. Luís Barros
6. Sérgio Barbosa
7. Flávio Amaral
8. Rogério

TSG Members Arrival:

The team arrived in Doha on 24th of June

TSG Assistants meetings:

Tasks were distributed to the group

The TSG had been divided into two groups:

- Group (A) lead by MR Essa Saadon
- Group (B) lead by MR Shamil Al- Daghistani

Each group consisted of four assistants; the TSG assistants with very high coaching experience, worked very hard and efficiently through out the tournament to gather technical information for this tournament, and they achieved the mission with very high performance.

The TSG group had chosen upper area to gain optimal observation for all games in the main stadium. The TSG assistants had big achievement in executing the technical study groups' assignments and did the best analysis of the matches.







The Future is Asia

Asian Football Confederation

AFC House, Jalan 1/155B, Bukit Jalil, 57000 Kuala Lumpur, Malaysia
Tel : +603 8994 3388 | Fax : +603 8994 2689 | Email : marketing@the-afc.com

www.the-AFC.com

Official Home of Asian Football