

UTAH STATE™

2017-18 Women's Basketball

TABLE OF CONTENTS

Quick Facts.....	1
Letter From Coach Finkbeiner.....	2
Media Information.....	3
This Is Utah State.....	4-16
USU Women's Basketball.....	4-5
Dee Glen Smith Spectrum.....	6
Wayne Estes Center.....	7
ICON Sports Performance Center.....	8
Dale Mildenerger Sports Medicine Complex.....	9
Aggie Spirit.....	10
Student-Athlete Services.....	11
Utah State Media Coverage.....	12
Utah State Campus.....	13
Cache Valley.....	14
State of Utah.....	15
Athletics Facilities.....	16
2017-18 Outlook.....	17-19
2017-18 Roster.....	20
Meet the Aggies.....	21-44
Coaching Staff Bios.....	22-27
Head Coach Jerry Finkbeiner.....	22-23
Assistant Coach Ben Finkbeiner.....	24
Assistant Coach JC Carter.....	25
Assistant Coach Kelsie Kruger.....	26
Director of Operations Stephanie Gonzales.....	27
Support Staff.....	27
Player Bios.....	28-41
Rachel Brewster.....	28-29
Deja Mason.....	30-31
Lindsey Jensen.....	32
Victoria Price.....	33
Hailey Bassett.....	34
Shannon Dufficy.....	35
Jessie Geer.....	36
Eliza West.....	37
Olivia West.....	38
Laura Daulton/Taylor Franson/Emmie Harris.....	39
Team Pictures.....	40-42
Aggie Opponents.....	43-57
Non-Conference Opponents.....	44-45
Mountain West Opponents.....	46-50
Series History.....	51-52
All-Time Series Results.....	53-57
2016-17 Year in Review.....	58-74
Statistics.....	59-61
Trends.....	62
Mountain West Statistics.....	63-66
Box Scores.....	67-74
Utah State Records.....	75-86
All-Time Letterwinners.....	76
Career Records.....	77
Single-Season Records.....	78
Single-Game Records.....	79
Records & Honors.....	80
All-Time Results.....	81-85
Year-By-Year Results.....	86
Utah State Administration.....	87-91
Utah State President Noelle E. Cockett.....	88
Vice President/Athletics Director John Hartwell.....	89-90
Utah State Support Staff.....	91
The Mountain West.....	92-94
The Mountain West.....	92
2017-18 Composite Schedule.....	93-94

UTAH STATE QUICK FACTS

Location.....	Logan, Utah
Founded.....	1888
Enrollment.....	28,118
Nickname.....	Aggies
Colors.....	Navy Blue, White, Pewter Grey
President.....	Noelle E. Cockett
Vice President & Athletics Director.....	John Hartwell
Deputy AD/SWA.....	Jana Doggett
Faculty Rep.....	Ed Heath
Affiliation.....	NCAA Division I
Conference.....	Mountain West (MW)

UTAH STATE BASKETBALL INFORMATION

Head Coach.....	Jerry Finkbeiner
Alma Mater.....	Southwest Nazarene, '80
Record at Utah State.....	72-85, Sixth Year
Career Record.....	546-327 (.625), 29th Year
Assistant Coaches.....	Ben Finkbeiner (Oral Roberts, '06), Fourth Year
.....	JC Carter (Southwest Baptist, '02), Fourth Year
.....	Kelsie Kruger (Adams State, '11), Second Year
Director of Operations.....	Stephanie Gonzales, First Year
Basketball Office Phone.....	(435) 797-8156

Arena.....	Dee Glen Smith Spectrum (10,270)
Arena Record.....	170-158 (.518)
Program Record.....	327-468 (29 Years)
Program Conference Record.....	176-199
.....	66-37 (Intermountain Athletic Conference - Nine Years)
.....	3-35 (High Country Athletic Conference - Three Years)
.....	14-22 (Big West - Two Years)
.....	63-65 (Western Athletic Conference - Eight Years)
.....	30-42 (Mountain West - Four Years)

2016-17 Record.....	17-15
2016-17 MW Record/Finish.....	9-9/6th
Postseason.....	WBI - First Round
Final National Ranking.....	NA
Starters Returning/Lost.....	5/0
Letterwinners Returning/Lost.....	8/3
Returning Redshirts.....	2
Newcomers.....	3

UTAH STATE MEDIA RELATIONS

Asst. Media Relations Coordinator/WBB Contact . Megan McCuiston	
Office Phone.....	(435) 797-5547
Cell Phone.....	(435) 232-9112
Press Row Phone.....	(435) 797-3443
Email.....	megan.mccuiston@usu.edu
Media Relations Fax.....	(435) 797-2615
Associate AD - Media Relations.....	Doug Hoffman
Phone.....	(435) 797-3714
Mailing Address.....	7400 Old Main Hill
	Logan, Utah 84322-7400
Website.....	www.utahstateaggies.com
Facebook.....	/UtahStateWBB
Twitter.....	@USUWBBasketball
Instagram.....	@USUWBBasketball

Utah State Aggie

Women's Basketball

HEAD COACH

Jerry Finkbeiner

ASSISTANT COACHES

Ben Finkbeiner

JC Carter

Kelsie Kruger

Dear Future Aggies,

Whenever our coaching staff is out hitting the recruiting trail, we try to make it clear to everyone that Utah State University is a very unique place in today's world of higher education. USU is an institution that "walks the talk" when it comes to educating the complete person, as it addresses the maturity and growth of an individual socially, academically and physically. If you are looking to reach your maximum potential as a student-athlete, there is no better place to spend your college years than in Logan at Utah State! As the Aggies fans say "we believe" this is the place to be.

Our women's basketball program makes every effort to "walk the talk" as well. When you chose to become an Aggie, you choose a lifestyle because you are expected to train and condition yourself 24/7/365! You commit yourself to personal and team goals that will demand constant improvement and achievement. You will dive after every loose ball, fight for every rebound and take the charge when the opportunity arises.

Being an Aggie means being the most you can be in every area of your life. Any time you hit the floor, you "run your race to win" and strive to live a champions lifestyle on-and-off the court.

Next time our coaching staff is out on the recruiting trail, maybe there will be something about the Aggie lifestyle that makes us sit up and take notice, something that shows you have what it take to be an Aggie.

Running the Race -- Head Coach Jerry Finkbeiner

MEDIA SERVICES

The 2017-18 Utah State University women's basketball guide has been prepared to assist the working media and is designed to aid all media members in their coverage of Aggie basketball. Questions, requests for additional information, player interviews, photographs and press credentials should be directed to Media Relations Coordinator Megan McCuiston, Athletic Media Relations. She can be contacted at (435) 797-5547, by email at megan.mccuiston@usu.edu, or by mail at 7400 Old Main Hill, Logan, UT, 84322.

MEDIA CREDENTIALS

Credentials for Utah State home women's basketball games will be issued through the Utah State Athletic Media Relations Office for working press only. We urge all members of the media to send their credential requests on company letterhead to Megan McCuiston, Assistant Media Relations Coordinator well in advance to ensure the availability of credentials. If desired, credentials can be left at the "Will Call" booth at the main entrance of the Dee Glen Smith Spectrum.

GAME DAY SERVICES

The Utah State University Athletic Media Relations Office provides pregame notes, statistics and scorecards prior to each home game. A complete box score will be available approximately five minutes after the conclusion of each game. Power outlets are located throughout the main working area of press row. Those members of the media with special utility needs should contact the USU Athletic Media Relations Office well in advance in order to complete the arrangements. A courtesy telephone line is available for official visiting radio crews. All other stations requesting broadcast space must pay a rights fee to the Utah State University Athletics Department.

PHOTOGRAPHERS

Photographers are allowed to shoot from designated areas on the baselines on each end of the court. Due to limited space, photographers cannot shoot from or in front of the scorer's table. Team rosters are available at press row.

INTERVIEWS

All requests for interviews with Utah State players and coaches should be made directly through the Athletic Media Relations Office (435) 797-5547 and should be made at least one day in advance. The best time for player interviews is right after practice, while head coach Jerry Finkbeiner should be available in the morning as well as after practice. Player interviews will be conducted through Wednesday each game week. The Utah State locker room is closed to the media on game days. Post game interviews will take place in a designated area after a brief cooling off period.

AGGIES ON THE AIR

Utah State women's basketball games are broadcast on 92.3 KBLU in Logan, Utah as well as on the internet at www.Utah-StateAggies.com. Jaden Johnson serves as the primary play-by-play announcer.

ON THE INTERNET

All of Utah State's home games are available to watch live online on the Mountain West Network, available at www.Utah-StateAggies.com/watch. USU fans can also listen to every game both home and away, via USU's website.

GAMETRACKER

Aggie fans will be able to follow Utah State home games through the USU web site at www.UtahStateAggies.com, via GameTracker, a program that documents each play and updates statistics.

DIRECTIONS TO LOGAN

Logan, Utah is home to Utah State University and is located approximately 90 miles north of Salt Lake City, Utah. From Salt Lake International Airport: Take I-80 East out of the airport to 215 North, which will run into I-15 North. Follow I-15 North to exit 362 (Highway 89-91) at Brigham City. Follow Highway 89 into Logan, where it becomes Main Street. Stay on Main Street until you reach 1000 North and turn right. Follow 1000 North east until it runs into the campus.

FOLLOW THE AGGIES

Fans can follow USU women's basketball on Twitter, @USUWBasketball, on Instagram, @USUWBasketball, as well as on Facebook, at /UtahStateWBB. Aggie fans can also follow Utah State Athletics on Twitter.com, @USUAthletics, on Instagram, @USUAthletics and on Facebook at /USUAthletics.

MEDIA OUTLETS

Newspapers

Logan Herald Journal (435) 752-2121
75 West 300 North
Logan, UT 84321 Fax: 753-6642

Utah Statesman (435) 797-1761
P.O. Box 1249
Logan, UT 84322-0165 Fax: 797-1760

Deseret News (801) 237-2161
#5 Triad Center
Salt Lake City, UT 84110 Fax: 237-2543

Salt Lake Tribune (801) 257-8900
400 West, 90 South #700
Salt Lake City, UT 84101 Fax: 257-8950

Ogden Standard Examiner (801) 625-4261
P.O. Box 12790
Ogden, UT 84412 Fax: 625-4299

St. George Spectrum (435) 674-6250
275 East St. George Blvd.
St. George, UT 84770 Fax: 674-6265

Associated Press (801) 322-3405
90 South 400 West, Ste. 670
Salt Lake City, UT 84101 Fax: 322-0051

Radio

92.3 KBLU (435) 797-2346

KZNS (1280 AM/97.5 FM) (801) 524-2600
Salt Lake City, UT 84102

KACH (1340 AM/105.5 FM) (208) 852-1340
1633 North Radio Station Road
Preston, ID 83263

KUSU (Utah Public Radio) (435) 797-1352
8505 Old Main Hill
Logan, UT 84322 Fax: 797-3150

Television

KUTV (CBS-ch.2) (801) 973-3327
299 South Main
Salt Lake City, UT 84111 Fax: 973-3349

KTVX (ABC-ch.4) (801) 975-4427
2175 West 1700 South
Salt Lake City, UT 84104 Fax: 973-4176

KSL-TV (NBC-ch.5) (801) 575-5535
#5 Triad Center
Salt Lake City, UT 84110 Fax: 575-5560

KSTU-TV (Fox-ch.13) (801) 536-1371
5020 West Amelia Earhart Drive
Salt Lake City, UT 84116 Fax: 537-5535

Cis-Com Sports (435) 744-4403
1395 N 400 E, Suite C
Logan, UT 84341

THIS IS UTAH STATE



Women's Basketball

THIS IS UTAH STATE



THIS IS UTAH STATE

The Dee Glen Smith Spectrum, completed in 1970, is home to Aggie basketball and gymnastics. The arena holds 10,270 and also houses the Ticketing and Athletic Department offices.

The men's team has combined for a 562-136 (.805) record since 1970, giving the Dee Glen Smith Spectrum the reputation of being one of the toughest places for opponents to play college basketball. The Aggie women are 168-158 (.515) all-time in the Spectrum.

The arena is named for Brigham City native Dee Glen Smith, who built one of America's largest grocery store chains and was a substantial supporter of Utah State University. Smith died in 1984.

In the summer of 2012, a new updated state-of-the-art video board, scoreboard and scores tables were installed, along with the resurfacing of the playing floor with the new U-state logo.

More changes came in the summer of 2013, when the floor was again resurfaced and re-painted. The keys were painted navy blue, while the Mountain West logos were also added.



DEE GLEN SMITH SPECTRUM

THIS IS UTAH STATE

The Wayne Estes Center is a \$9.5 million, 32,000 square-foot basketball practice facility and volleyball competition venue that opened in April, 2014. The facility contains a regulation size competition court with chair back seating for 1,400 fans, along with a training room and in-season strength and conditioning area. Office space for both men's and women's basketball and volleyball is included in the new facility, as well as a locker room and film room for volleyball. Ticketing and concession services are available on game days. Located inside the foyer of the Wayne Estes Center is a visual tribute of the building's namesake.

The facility was made possible following a lead gift of \$5.25 million from Jim and Carol Laub (the largest single gift in the history of Aggie Athletics) and a \$1.3 million gift from Blake Kirby. All funding for this new facility came from private donations.



WAYNE ESTES CENTER

THIS IS UTAH STATE



Completed in June of 2013, Utah State's \$6.5 million, 26,329 square-foot ICON Sports Performance Center features areas for weight training, cardiovascular workouts and speed and agility training, as well as offices for staff. Built on existing university property at the northwest corner of Maverik Stadium, the state-of-the-art multi-level facility alleviated overcrowding in the previous 5,800 square-foot strength and conditioning center and accommodates almost 400 student-athletes from 16 sports programs.

The ICON Sports Performance Center is the largest such facility in the Mountain West Conference and rivals any strength and conditioning complex in the country. Of the schools Utah State competes against in the MW, Fresno State currently has the second-largest strength and conditioning center(s) at 12,500 square feet, followed by Air Force (12,000 sq. ft.), Boise State (12,000 sq. ft.), Wyoming (11,100 sq. ft.), Hawai'i (10,000 sq. ft.), New Mexico (10,000 sq. ft.), Colorado State (10,000 sq. ft.), San José State (10,000 sq. ft.), UNLV (8,200 sq. ft.) and Nevada (8,000 sq. ft.).



ICON SPORTS PERFORMANCE CENTER

THIS IS UTAH STATE

The Dale Mildenerger Sports Medicine Complex and the Dr. John Worley Sports Medicine Research Center is one of the finest in the nation with over 11,000 square-feet to provide maximum service to Utah State's 16 intercollegiate sports and 400-plus student-athletes. Among the many amenities are 24 treatment tables, a 2,000 square-foot physical therapy and rehabilitation center, and three hydroxox therapy pools for non-weight or partial weight-bearing rehabilitation to enhance recovery. The Sports Medicine Complex also houses office space for five full-time staff members and numerous graduate assistants, a team physician examination room and physical therapy office.

With the addition of the new facilities and the continued cooperation between Utah State Athletics, Intermountain HealthCare and HPER/Exercise Science, Utah State University is becoming one of the foremost sports medicine research institutions in the intermountain west.



ATHLETIC TRAINING

THIS IS UTAH STATE



AGGIE SPIRIT

THIS IS UTAH STATE



During the 2016-17 academic year, Utah State ranked second in the Mountain West in number of academic all-league honorees as the Aggies had 254 student-athletes recognized for academic excellence as 148 student-athletes received academic all-Mountain West honors, while 106 were named Mountain West Scholar-Athletes. Utah State's student-athletes traditionally rank among the best in the Mountain West with an 89 percent graduation success rate, which is the highest in the MW, and a cumulative 3.196 grade-point average. Additionally, Utah State's athletics department recognized 195 student-athletes for achieving a 3.2 grade point average at the 23rd annual Joe E. and Elma Whitesides Scholar-Athlete Luncheon. To be eligible for the honor, student-athletes must have a cumulative 3.2 grade point average or have posted a 3.2 GPA during the last two semesters. In all, approximately 54 percent of USU's student-athletes earned a 3.2 GPA to qualify for the awards.

STUDENT-ATHLETE SERVICES

THIS IS UTAH STATE

The screenshot shows the Utah State Aggies website. At the top, it says "THE OFFICIAL SITE OF UTAH STATE ATHLETICS" and "UTAH STATE AGGIES". There are buttons for "BUY TICKETS" and "DONATE NOW". Below that is a navigation menu with "SPORTS", "TICKETS", "INSIDE ATHLETICS", "MULTIMEDIA", "FAN ZONE", "DONATE", and "SHOP NOW". A search bar is also present. The main content area is for "WOMEN'S BASKETBALL" and includes links for "ROSTER", "SCHEDULE/RESULTS", "NEWS", "ARCHIVES", and "PHOTOS". A large banner for "AGGIE WEEKEND GETAWAY" is featured, with a photo of the basketball team huddled on the court. To the right of the main photo is a vertical strip of smaller images, including one of a player named Kelsie Kruger.

Utah State's web page, UtahStateAggies.com, allows media and fans around the world to follow Aggie Athletics. Updated on a daily basis, the site provides video streaming, radio broadcasts, information on the team and features on the players.



All Utah State women's basketball games this season can be heard live on 92.3 KBLU in Logan, with Jaden Johnson calling the play-by-play. Links to the broadcast will be available online at UtahStateAggies.com.

A vertical stack of three newspaper logos. At the top is "The Herald Journal" with a small graphic of a building. Below it is "The Salt Lake Tribune" in a stylized font. At the bottom is "Deseret News" in a large, serif font.

Located just 80 miles from Salt Lake City, Utah State falls into the 31st largest media market in the country. Attention is received from the state's largest newspapers. Nationally syndicated USA Today, even featured the reinstatement of USU's women's program in a five-part series in 2003.

The logo for the Mountain West Network. It features a stylized "MW" in purple and white. To the right of the logo, it says "MOUNTAIN WEST NETWORK" in large, bold, purple letters. Below that, it says "POWERED BY: CAMPUS INSIDERS.COM" in a smaller font.

This season, Utah State and the Mountain West Digital Network will work together to stream various live events. All USU home women's basketball will be streamed live on UtahStateAggies.com. Postgame highlights and interviews will be on YouTube, following the games.

MEDIA COVERAGE

THIS IS UTAH STATE



Founded in 1888, Utah's land-grant institution, the Utah Agricultural College, opened for instruction in September, 1890. More than 637,000 students have since enrolled at the institution, which officially became Utah State University in March, 1957.

USU occupies 7,000 acres, 400 of which are on campus, with more than 200 buildings, 63 of which are devoted to academics. USU also has three branch campuses and Extension offices in all of Utah's 29 counties.



USU CAMPUS

THIS IS UTAH STATE



With a population of 101,811, nearly 50,000 of whom live in Logan, Cache County is a growing area 80 miles north of Salt Lake City. The Cache Valley itself is 60 miles long and 15 miles wide and experiences each of the four seasons.



The Cache Valley, a fertile green valley with lakes and streams, is surrounded by the Wellsville Mountains on the west and the Bear River Range on the east. Just east of Logan is the Wasatch-Cache National Forest, accessed by Logan Canyon Scenic Byway (Hwy. 89). Logan Canyon is filled with geological wonders, including vertical rock formations, caves and wind tunnels. Thirty minutes from Logan, Beaver Mountain Ski Resort is a popular winter getaway. Fifteen minutes beyond Beaver Mountain, the summit of Logan Canyon is a breathtaking view of turquoise-colored Bear Lake.



CACHE VALLEY

THIS IS UTAH STATE



Fifteen national parks, including Zion, Arches and Yellowstone are within a day's drive of Logan. The state is known for its skiing and gorgeous mountain views.

Salt Lake City is home to four professional teams, including the NBA's Utah Jazz and the MLS' Real Salt Lake. The Bees are the Triple-A affiliate of the Anaheim Angels, and the Utah Grizzlies are part of the Elite Competition Hockey League.



Salt Lake City combines the amenities of a major metropolitan area with the friendliness of a small, western city. Hosting the Olympic Winter Games of 2002 enhanced the community's profile as a world-class travel destination.

Eleven airlines serve Salt Lake International Airport, offering nonstop service to more than 68 destinations. By air, more than half the U.S. population is within 2 1/2 hours.



THE STATE OF UTAH

ATHLETICS FACILITIES



MERLIN OLSEN FIELD AT MAVERIK STADIUM

Football
Built - 1968 • Capacity - 24,206
Largest Crowd - 33,119 vs. BYU on Oct. 4, 1996



STAN LAUB INDOOR TRAINING CENTER

Football, Men's Golf, Softball, Women's Soccer, Track & Field
Built - 1998



LAREE AND LEGRAND JOHNSON SOFTBALL FIELD

Softball
Built - 1995 • Capacity - 500



ICON SPORTS PERFORMANCE CENTER

Built - 2013



DEE GLEN SMITH SPECTRUM

Men's and Women's Basketball, Gymnastics
Built - 1970 • Capacity - 10,270
Largest Crowd - 11,114 vs. BYU on Jan. 20, 1973




RALPH MAUGHAN TRACK STADIUM

Men's and Women's Outdoor Track & Field
Rebuilt - 1997 • Capacity - 1,500
Hosted 2009 WAC Outdoor Track & Field Championships



CHUCK AND GLORIA BELL SOCCER FIELD

Women's Soccer
Built - 2002 • Capacity - 500
Hosted 2012 WAC Championships



WAYNE ESTES CENTER

Volleyball
Built - 2014 • Capacity - 1,400



0-0

AGGIES

3

AGGIES

25

ES

TVRDY

10

OUTLOOK

2017-18 OUTLOOK

With the 2017-18 season quickly approaching, Utah State women's basketball is ready to continue building on its success from last season. After posting a winning record and making a postseason appearance, the Aggies return the majority of their playing time, scoring and leadership to the court this season.

As the season gets underway, Utah State wants to take advantage of the experience and skill returning. The Aggies have big plans up their sleeves when it comes to the game plan, but also have high hopes of continuing the success the program has seen over the last few years.

THE RETURNERS

With just two seniors on last year's roster, the Aggies return a lot of experience to the court this season. The team returns seven letterwinners and the five players with the most starts a year ago. Now, with no seniors and just two juniors on the team, Utah State is the second-youngest program in the country.

"Last year, physically on paper, we were very, very young," head coach Jerry



Junior guard Rachel Brewster

GUARDS

1	Eliza West
2	Jessie Geer
3	Olivia West
11	Lindsey Jensen
21	Victoria Price
22	Rachel Brewster
32	Emmie Harris

Finkbeiner said. "This year, we're still young, but we've had as much starting experience as anybody in the league, so our youth can be counter-balanced by the experience our youth got last year as freshmen."

Those freshmen, now sophomores, make up the majority of the roster. Among those is reigning Mountain West Freshman of the Year, guard Eliza West. She led the team in minutes, assists and steals a year ago. Along with the freshmen are two juniors, guard Rachel Brewster and center Deja Mason. Both have been instrumental for the team in their two seasons at Utah State.

"Our core group last year were freshmen, based on statistics as a class. This year has to be the same way, too, our sophomore class in numbers, minutes played and what they bring to the table. We have no seniors, obviously, and we have two juniors who have both played good minutes," Finkbeiner said. "I feel good about our team coming into the 2017-18 season based on basically just experience returning."

THE NEWCOMERS

The Aggies welcome three new players to the roster this season in Laura Daulton (Spring, Texas/Oak Ridge HS), Emmie Harris (Danville, Ky./Boyle County HS) and Taylor Fran-son (American Fork, Utah/American Fork HS).

"Really, as a group, this class has very good chemistry," Finkbeiner said. "They are fitting in quite well. Laura had a good high

school career. Taylor's dad is an Aggie; they're an Aggie family and she knows what it's all about. Then Emmie is from is a state hurdles champion and an all-state basketball player. As a group, team chemistry and fitness are their biggest pluses coming in. We're looking forward to seeing how much they contribute to this year's team."

The three freshmen bring high levels of experience and athleticism to the court and the coaching staff has high expectations for their futures.

THE SCHEDULE

Utah State's season will start on Nov. 10 at UC Irvine, opening an 11-game non-conference ledger. Four of those games will be played at home at the Dee Glen Smith Spectrum. The non-conference schedule will feature games against three Pac-12 teams, including Oregon State, which finished the 2016-17 season ranked eighth in the AP Top 25. Through the preseason, the Aggies will face six in-state opponents, along with border-foe Idaho State.

"We have a really a strong schedule this season. It's highlighted by two home games against Arizona and Utah, and two away games with a neutral meeting against Oregon State in Hawaii, then at BYU," Finkbeiner said. "Those four preseason games are as tough as we could schedule. Then you throw in the rest of our preseason schedule of teams we've played before. We've had close games we've won, and we've lost a couple of those. In the end, our preseason success will be based on the opponents outside those four. Wins will add icing on the cake as far as regional attention and possibly even national attention based on a couple of these opponents."

When the year moves to Mountain West play, Utah State will play eight conference foes twice in home-and-home contests. The Aggies will play just one game against the other two opponents, San Diego State and Colorado State. The season will conclude with the 2017-18 Mountain West Championships, which will be held in Las Vegas, Nev., March 5-9.

THE CONFERENCE

Utah State is looking to continue to build on its success in the Mountain West. Each season in the conference has



Sophomore Guard Eliza West

found the Aggies performing a little bit better, and has built more confidence.

“Last year, we finished sixth, so that’s the baseline for this year. Our expectations are to continue to move up the ladder of the Mountain West, and we’ve done that the last three years,” Finkbeiner said. “You can’t control injuries, you can’t control things that happen to teams in the long season, but our expectations are the top third and to be competitive and to challenge for the Mountain West tournament championship at the end of the year.”

For the first time since the 2013-14 season, a team other than Colorado State was picked to finish first in the conference standings. Boise State, which won last season’s conference tournament and represented the league at the NCAA Tournament, earned the first-place spot this season, followed by Wyoming. Colorado State followed in third, New Mexi-

co fourth and UNLV fifth. The Aggies hold the sixth-place spot, followed by Fresno State in seventh and San Diego State in eighth. San José State, Nevada and Air Force concluded the poll in ninth, 10th and 11th places, respectively.

ON THE COURT

The Utah State coaching staff is optimistic and confident in the skills its team has to offer this season. The program has implemented some changes in the off-season that everyone hopes to see push the team forward. One change has been to focus more on the teams’ strength and conditioning training.

“We’ve asked our strength coach, David Land, to push them in the weight room and push them in the conditioning aspect of fitness. We’re running more as a team in practice,” Finkbeiner said.

“We’re trying to establish a higher baseline of fitness conditioning because the game plan we have is going to require more of it from them.”

On the court, the Aggies look to play a faster game and up the physicality. With that, the plan is to move to a four-guard lineup. The team returns experience at every position, along with players who have the flexibility to move around the floor.

“Philosophically, we want to score more points and we want to put more pressure on our opponents,” Finkbeiner said. “Our returning experience comes in the one, two, three and four spots, so it’s the guards. I wouldn’t say we’re guard-dominant, but the philosophy we’re looking at is we’re trying to create more face-the-basket positions on the floor.”

Finkbeiner knows who he can count on to help implement these changes on the floor.

“We’re asking Hailey and Shannon to play more of a guard, face-the-basket type of position this year,” he said. “We have one pure, low post in Deja, along with new players Laura and Taylor,

FORWARDS

- 5 Shannon Dufficy
- 12 Hailey Bassett
- 41 Taylor Franson

that’s kind of their spot.”

LOOKING FORWARD

With so much experience returning to the Aggie bench this season, the coaches are ready to make the most of it. Finkbeiner and his staff are excited about the strength and skill that came back from a year ago, and will continue to help the group develop and improve.

“We’re going to make some changes with our philosophy on the floor, create more defensive pressure full court, push the basketball quicker full court just because we know this team quite well. Not only does that speak of confidence here-and-now, but also next year and the year after,” Finkbeiner said. “We’re kind of building on the known of what’s coming back, and that’s fun to do because we’ve had transfers in the past like any program. We’ve lost players to graduation like any program, but this is the most we’ve ever had come back. As a coaching staff we can give more input early in the season about what we want to do and maybe not have as many surprises early on with experimentation and rotation, and things like that.”

The success the team has hoped to create has already shown itself early in the preseason. Heading into its first games of the year, the team and coaching staff are pleased with what they have seen and put together.

“Compared to last year’s team right out of the gate, we’re lightyears ahead because we have so much returning experience. Then, just piggy-backing that point is that we’re so much further along, we’re deeper in our game plan and the girls are just a lot more confident drill-to-drill, scrimmage-to-scrimmage,” Finkbeiner said. “It’s just a different outlook this year than last year. Last year, we were cautiously optimistic, this year we’re confidently optimistic.”

CENTER

- 15 Laura Daulton
- 44 Deja Mason

2017-18 ROSTER

NUMERICAL ROSTER

<u>NO.</u>	<u>NAME</u>	<u>POS.</u>	<u>HT.</u>	<u>YR.</u>	<u>EXP.</u>	<u>HOMETOWN (HIGH SCHOOL/LAST SCHOOL)</u>
1	Eliza West	G	5-5	So.	1L	Mount Martha, Victoria, Australia (The Peninsula School)
2	Jessie Geer	G	5-8	So.	1L	Gillette, Wyo. (Campbell County HS)
3	Olivia West	G	5-6	So.	1L	Launceston, Tasmania, Australia (Templestowe College)
5	Shannon Dufficy	G/F	6-2	So.	1L	Preston, Victoria, Australia (Our Lady of Mercy College)
11	Lindsey Jensen	G	5-9	RS So.	1L	Smithfield, Utah (Sky View HS)
12	Hailey Bassett	G/F	6-2	So.	1L	Layton, Utah (Layton HS)
15	Laura Daulton	C	6-2	Fr.	HS	Spring, Texas (Oak Ridge HS)
21	Victoria Price	G	5-8	RS So.	1L	Grand Prairie, Texas (South Grand Prairie HS)
22	Rachel Brewster	G	5-11	Jr.	2L	Melbourne, Victoria, Australia (Rowville Secondary College)
32	Emmie Harris	G	5-10	Fr.	HS	Danville, Ky. (Boyle County HS)
41	Taylor Franson	F	6-1	Fr.	HS	American Fork, Utah (American Fork HS)
44	Deja Mason	C	6-4	Jr.	2L	San Antonio, Texas (Brennan HS)

Head Coach: Jerry Finkbeiner (Southern Nazarene, '80), Sixth year

Assistant Coaches: Ben Finkbeiner (Oral Roberts, '06), Fourth year

JC Carter (Southwest Baptist, '02), Fourth year

Kelsie Kruger (Adams State, '11), Second year

Director of Operations: Stephanie Gonzalez, First year

PRONUNCIATIONS

Laura Daulton = Low-ruh Dall-ton

Shannon Dufficy = Duff-uh-sea

Finkbeiner = Fink-by-ner

Deja Mason = Day-juh

HEIGHT BREAKDOWN

6-4 (1) – Deja Mason

6-2 (3) – Hailey Bassett, Laura Daulton, Shannon Dufficy

6-1 (1) – Taylor Franson

5-11 (1) – Rachel Brewster

5-10 (1) – Emmie Harris

5-9 (1) – Lindsey Jensen

5-8 (2) – Jessie Geer, Victoria Price

5-6 (1) – Olivia West

5-5 (1) – Eliza West

CLASS BREAKDOWN

Seniors (0) – NA

Juniors (2) – Rachel Brewster, Deja Mason

Redshirt Sophomores (2) – Lindsey Jensen, Victoria Price

Sophomores (5) – Hailey Bassett, Shannon Dufficy, Jessie Geer, Eliza West, Olivia West

Freshmen (3) – Laura Daulton, Emmie Harris, Taylor Franson

POSITION BREAKDOWN

Centers (2) – Laura Daulton, Deja Mason

Forward (1) – Taylor Franson

Guard/Forwards (2) – Shannon Dufficy, Hailey Bassett

Guards (7) – Rachel Brewster, Jessie Geer, Emmie Harris, Lindsey Jensen, Victoria Price, Eliza West, Olivia West

ALPHABETICAL ROSTER

<u>NO.</u>	<u>NAME</u>	<u>POS.</u>	<u>HT.</u>	<u>YR.</u>	<u>EXP.</u>	<u>HOMETOWN (HIGH SCHOOL/LAST SCHOOL)</u>
12	Hailey Bassett	G/F	6-2	So.	1L	Layton, Utah (Layton HS)
22	Rachel Brewster	G	5-11	Jr.	2L	Melbourne, Victoria, Australia (Rowville Secondary College)
15	Laura Daulton	C	6-2	Fr.	HS	Spring, Texas (Oak Ridge HS)
5	Shannon Dufficy	G/F	6-2	So.	1L	Preston, Victoria, Australia (Our Lady of Mercy College)
41	Taylor Franson	F	6-1	Fr.	HS	American Fork, Utah (American Fork HS)
2	Jessie Geer	G	5-8	So.	1L	Gillette, Wyo. (Campbell County HS)
32	Emmie Harris	G	5-10	Fr.	HS	Danville, Ky. (Boyle County HS)
11	Lindsey Jensen	G	5-9	RS So.	1L	Smithfield, Utah (Sky View HS)
44	Deja Mason	C	6-4	Jr.	2L	San Antonio, Texas (Brennan HS)
21	Victoria Price	G	5-8	RS So.	1L	Grand Prairie, Texas (South Grand Prairie HS)
1	Eliza West	G	5-5	So.	1L	Mount Martha, Victoria, Australia (The Peninsula School)
3	Olivia West	G	5-6	So.	1L	Launceston, Tasmania, Australia (Templestowe College)



MEET THE AGGIES

COACHING STAFF

JERRY FINKBEINER – HEAD COACH

Southern Nazarene, '80
Sixth Year
Utah State Record: 72-85, Five years
Career Record: 546-327, 28 years



Jerry Finkbeiner is in his sixth season as the head women's basketball coach at Utah State.

Finkbeiner (pronounced Fink-by-ner) was named the ninth head coach in USU program history on April 26, 2012. He is the second male coach in Utah State history, joining Bob Corbin, who was the Aggies' coach from 1984-86.

Finkbeiner is only the second USU coach since the reinstatement of the program in 2003 when Raegan Pebley took over, and is the second-longest-tenured coach in program history after Pebley.

Overall, Finkbeiner has a 546-327 (.625) record in 28 years as a collegiate head coach, including his time at Utah State, Oral Roberts (1996-2013) and Southern Nazarene (1991-96). He also ranks 24th in the nation among active coaches with his 546 career wins.

In the 2016-17 season, Finkbeiner led the Aggies to a 17-15 record, including a 9-9 finish in Mountain West play. Additionally, USU won a program-record 12 home games, going 12-4 in the Dee Glen Smith Spectrum. Utah State finished sixth in the conference standings, advancing to the second round of the championship tournament. Utah State also made its first postseason appearance in four seasons, accepting a Women's Basketball Invitational bid.

At the conclusion of the season, guard Eliza West was named the Mountain West Freshman of the Year, while also earning a spot on the all-freshman team. Forward Shannon Dufficy joined West on the all-freshman team, while guard Rachel Brewster earned honorable mention all-Mountain West honors. Eight Aggies were recognized for their work in the classroom, as eight earned Academic all-Mountain West honors and five were named Mountain West Scholar-Athletes.

Finkbeiner coached the 2015-16 squad to a 14-17 record, including an 8-10 Mountain West ledger. The Aggies finished seventh in the league, advancing to the second round of the conference tournament. Guard Funda Nakkasoglu earned first-team all-Mountain West honors, while Brewster was named to the all-freshman team.

Off the court, seven Aggies earned academic all-Mountain West honors with another six being named Mountain West Scholar-Athletes.

In 2014-15, Finkbeiner coached the Aggies to an 8-23 record, going 5-13 in Mountain West play. That year, Finkbeiner led Nakkasoglu to the Mountain West Freshman of the Year award. Additionally, Nakkasoglu earned honorable mention all-conference accolades. At the conclusion of the season, forward Franny Vaaulu became the second of Finkbeiner's players to sign a professional contract, playing for the Wolfpack in Wolfenbüttel, Germany.

In the classroom, four players earned academic all-Mountain West honors, while three were named Mountain West Scholar-Athletes.

During the summer of 2015, Finkbeiner took the Aggie women on an eight-day trip to the Yucatán Peninsula of Mexico. On the trip, the team played against local club and university teams, hosted coaches and children's clinics and toured the sights.

In the 2013-14 season, Finkbeiner led the Aggies to a 15-16 overall record, while going 8-10 in league play in their first year in the Mountain West. The

team advanced to the quarterfinals of the Mountain West Championships.

That year, Finkbeiner coached guard Jennifer Schlott to several accolades and records. Schlott finished the year third in the nation in scoring with 26.2 points per game. She was named the Mountain West Player of the Year and became USU's first-ever AP All-American, earning honorable mention accolades. She became the all-time leading scorer at Utah State, ending her career with 1,556 points. Schlott was invited to a WNBA train-



GET TO KNOW COACH FINKBEINER

PERSONAL

Birthdate: January 6, 1957
Family: Wife: Reva
Children: Isaac (Angela), Ben (Alycia), Corban (Nathan), Micha (Tommy), Bethany
Grandchildren: Nine

EDUCATION

College: Southern Nazarene (1980)
Physical Education
Master's Degree: Northwest Missouri State (1984)
Physical Education

PLAYING EXPERIENCE

College: Southern Nazarene (1975-80)
1979 Christian All-American

ing camp with the Indiana Fever, before signing a professional contract to play for Tapiolan Honka in Finland.

Off the court, the 2013-14 Aggies also succeeded academically. Six student-athletes received academic all-Mountain West honors, while two were named Mountain West Scholar-Athletes.

In Finkbeiner's debut season in 2012-13, the Aggies achieved an 18-14 record. USU finished second in the Western Athletic Conference standings for the second-straight season with a 14-4 mark. Under the direction of Finkbeiner, Utah State advanced to the postseason for the third-straight season, as the Aggies played in the Women's Basketball Invitational. USU finished the season second in the nation in free throw percentage with a school and WAC record 80.1 percent. Three players were honored by the WAC as Devyn Christensen earned first-team honors, while Jennifer Schlott and Jenna Johnson earned second and third-team honors, respectively.

The Aggies also found success in the classroom under Finkbeiner as five players earned academic all-WAC honors.

Finkbeiner came to Utah State from Oral Roberts in Tulsa, Okla., where he spent 16 years as head coach. During his tenure at ORU, the Golden Eagles averaged 17 wins per season and advanced to postseason play eight times with five trips to the NCAA Tournament and three appearances in the WNIT.

As the head coach at Oral Roberts, Finkbeiner led the Golden Eagles to seven Summit League regular season and tournament titles and six 20-win seasons. At ORU, Finkbeiner coached five All-Americans, eight conference players of the year, five conference newcomers of the year and 26 all-conference selections. He was named conference coach of the year twice during his ORU tenure.

In his six years prior to ORU, Finkbeiner led Southern Nazarene to three-straight NAIA national titles and a combined 99-4 record from 1994 to 1996. Finkbeiner posted a 186-20 record in six seasons at SNU. During his career at Southern Nazarene, Finkbeiner coached nine NAIA All-Americans and a two-time NAIA Player of the Year, while five of his players went on to play professional basketball overseas.

During his tenure at Southern Nazarene, Finkbeiner's coaching achievements did not go unnoticed, as he was named the NAIA National Coach of the Year in 1994, 1995 and 1996. He was also named as the College Sports Magazine and Converse National Coach of the Year in 1995. Finkbeiner was named the NAIA District 9 Coach of the Year in 1993 and the Sooner Athletic Conference Coach of the Year from 1992 to 1996.

FINKBEINER COACHING FILE

COACHING EXPERIENCE

1980-83	Melba (Idaho) High School Boy's Head Coach
1983-84	Northwest Missouri State Men's Graduate Assistant
1984-85	Northwest Nazarene Men's Assistant Coach
1985-86	Northwest Nazarene Women's Head Coach
1986-88	Nampa (Idaho) High School Girls' Head Coach
1991-96	Southern Nazarene Women's Head Coach
1997-2012	Oral Roberts Women's Head Coach
2012-	Utah State Women's Head Coach

COACHING HIGHLIGHTS

- Summit League Coach of the Year (2010 & 2011)
- Five Summit League Tournament Titles
- Five NCAA Tournament Appearances
- Three NAIA National Championships
- Three-time NAIA National Coach of the Year (1994-96)
- Six Sooner Athletic Conference Titles
- ORU's All-Time Wins Leader (454)

FINKBEINER'S COACHING RECORD:

YEAR	SCHOOL	W-L	POSTSEASON
1985-86	Northwest Nazarene	13-14	NA
1990-91	Southern Nazarene	26-8	SAC Champions
1991-92	Southern Nazarene	31-3	NAIA Sweet 16
1992-93	Southern Nazarene	30-5	NAIA Final Four
1993-94	Southern Nazarene	34-0	NAIA Champions
1994-95	Southern Nazarene	30-2	NIA Champions
1995-96	Southern Nazarene	35-2	NAIA Champions
1996-97	Oral Roberts	13-14	NA
1997-98	Oral Roberts	7-20	Mid-Con Quarterfinals
1998-99	Oral Roberts	17-13	NCAA Tournament
1999-00	Oral Roberts	12-16	Mid-Con Quarterfinals
2000-01	Oral Roberts	20-11	NCAA Tournament
2001-02	Oral Roberts	13-16	Mid-Con Semifinals
2002-03	Oral Roberts	18-10	Mid-Con Quarterfinals
2003-04	Oral Roberts	17-13	Mid-Con Championship
2004-05	Oral Roberts	22-9	NCAA Tournament
2005-06	Oral Roberts	16-12	Mid-Con Quarterfinals
2006-07	Oral Roberts	22-11	NCAA Tournament
2007-08	Oral Roberts	19-14	NCAA Tournament
2008-09	Oral Roberts	13-17	Summit Quarterfinals
2009-10	Oral Roberts	23-10	WNIT
2010-11	Oral Roberts	23-11	WNIT
2011-12	Oral Roberts	20-11	WNIT
2012-13	Utah State	18-14	WBI
2013-14	Utah State	15-16	NA
2014-15	Utah State	8-23	NA
2015-16	Utah State	14-17	NA
2016-17	Utah State	17-15	WBI
TOTALS	28 Seasons	546-327	.625 Winning Percentage

Finkbeiner, a native of Southern California, attended Southern Nazarene in Oklahoma City, Okla. from 1975-80, where he was a four-year letterwinner. In that time, he was selected as a Christian Collegiate All-American in 1978. Finkbeiner graduated with a bachelor's of science degree in physical education and completed his master's degree in physical education at Northwest Missouri State University. Along with coaching at SNU, Finkbeiner also worked as a professor in the kinesiology and sports management department.

Finkbeiner and his wife, Reva, have five children and two daughters-in-law, Isaac (Angela), Ben (Alycia), Corban (Nathan), Micha (Tommy) and Bethany and nine grandchildren. His son, Ben, is an assistant coach for the Aggies.



Jerry and Reva Finkbeiner with seven of their nine grandchildren

COACHING STAFF

BEN FINKBEINER – ASSISTANT COACH

Oral Roberts, '06
Fourth Year



Ben Finkbeiner is in his fourth year as an assistant coach at Utah State after joining the staff prior to the 2014-15 season.

Finkbeiner (pronounced Fink-by-ner) serves as the USU recruiting coordinator and defensive coordinator, while also overseeing the guard position.

Through the 2016-17 season, the Aggies finished in the top half of the Mountain West in every major defensive category.

He coached three players to all-conference honors, as guard Rachel Brewster, forward Shannon Dufficy and guard Eliza West were all recognized by the Mountain West.

Dufficy and West each earned a spot in the USU career record books, ranking on the single-season rebound and assist lists, respectively. Dufficy ranks fifth with 261 rebounds, while West tallied 146 assists to rank fourth. The Aggies finished the season with a 17-15 record, including a 9-9 Mountain West ledger.

Finkbeiner spent the 2015-16 overseeing the USU post players. The Aggie defense ranked among the best in the Mountain West in multiple categories, averaging 41.2 rebounds, 4.4 blocks and 6.6 steals per game. Utah State finished the year with a 14-17 overall record, going 8-10 in league action.

In Finkbeiner's first season at Utah State, the Aggie defense averaged 40.3 rebounds per game, while tallying 142 blocks, the most since the 2009-10 season, and 232 steals.

Prior to accepting the USU position, Finkbeiner spent three seasons as an assistant coach at Boise State. While there, he coached several Boise State players to Mountain West postseason honors. In addition, seven players earned Mountain West all-academic team recognition.

Finkbeiner's first full-time coaching position was at New Mexico Junior College in Hobbs, N.M., where he spent three seasons as an assistant coach. He served in several capacities, including the recruiting coordinator, guard position coach, defense coach, strength and conditioning coach and assisted with scouting. In his last season (2010-11) at NMJC the team recorded a 20-win season going 20-10 and 6-6 in league. In 2009-10, Finkbeiner helped guide the team to the program's first postseason appearance in eight years, finishing third in the conference with a 16-14 overall mark.


During Finkbeiner's first season in 2008-09, the Lady T-Birds had a 17-win campaign, an improvement of 14 wins over the previous year. In his final two seasons at NMJC, he coached five Lady T-Birds to all-conference honors, two to all-conference honorable mention and one player to NJCAA All-Region 5 honors.

Finkbeiner started his coaching career as a graduate assistant for the University of Central Oklahoma's men's basketball team in Edmond, Okla. The Broncos ended the 2007-08 season with a 28-6 record, reaching the NCAA Division II Elite Eight.

Before UCO, Finkbeiner served as the director of basketball operations for the Oral Roberts University women's basketball team in Tulsa, Okla., where Jerry Finkbeiner was the head coach. He assisted the program in winning the Mid-Continent Conference Tournament, as well as earning a berth into the NCAA Tournament.

Finkbeiner earned his bachelor's at Oral Roberts in 2006, followed by a master's degree from Central Oklahoma in 2008.

Finkbeiner and his wife, Alycia, have three sons, Zane, Jude and Lyle, and a daughter, Rose. The family lives in Wellsville.



The Finkbeiner Family

JC CARTER – ASSISTANT COACH

Southwest Baptist, '02
Fourth Year



JC Carter enters his fourth year as an assistant coach with the women's basketball team after being hired prior to the 2014-15 season.

Throughout the season, Carter oversees the player skill development, while serving as the offensive floor assistant during games. He also directs the program's summer camps and assists with recruiting.

Last year, Carter directed the USU offense, as the team averaged 58.8 points per game. He helped coach guard Eliza West to Mountain West Freshman of the Year honors. West led USU in assists, tallying 146 to rank fifth on the USU single-season record list. The Aggies finished the season with a 17-15 record, including a 9-9 Mountain West ledger.

Through the 2015-16 campaign, Carter directed the Utah State offense that finished the season ranked in the top half of the Mountain West in each offensive category, including the best free throw percentage in the league. Additionally, the team saw improvement from the year before in each category, highlighted by a 67.1 points per game average and a 40.4 (746-of-1,846) field goal percentage. Utah State finished the year with a 14-17 overall record, going 8-10 in league action.

In the 2014-15 season, his first with the Aggies, Carter worked directly with the guards, including Funda Nakkasoglu who was named the Mountain West Freshman of the Year.

Carter came to Utah State after one season as a men's assistant coach at John Brown University in Siloam Springs, Ark. Prior to that, he spent two seasons as the head boy's basketball coach at Marshfield High School (Mo.). He took over the Blue Jay program in 2011, leading the team to back-to-back conference championships. In his first season there, Carter was named the Central Ozark Conference Coach of the Year as his team made an appearance in the Missouri State High School Activities Association 4A Top-10.


Before taking over at Marshfield, Carter spent four seasons in multiple capacities at his alma mater, Southwest Baptist University in Bolivar, Mo. He was named the assistant men's basketball coach in 2007 and quickly helped lead the program to a Mid-America Intercollegiate Athletics Association (MIAA) Championship in 2008. After one season with the men's program, Carter assumed his first collegiate head coaching position, taking over the SBU women's team for three seasons.

His Lady Bearcat teams were known for their three-point prowess, as SBU ranked second in the nation in triples made. Carter also spent time on the west coast, moving to Los Angeles for the 2003-04 season to take charge of the Village Christian High School boys' team. After two seasons there, he was offered an assistant coaching position with the Cal State Northridge men's team. While at CSUN, Carter coordinated recruiting efforts, team travel and opponent scouting reports.

Carter's coaching career began in 2002, when he spent a season as the director of basketball operations at Texas-Pan American.

Carter's playing career began at Angelina College in Lufkin, Texas, where he spent one season in NJCAA competition prior to transferring to NCAA I Stephen F. Austin for his sophomore campaign. Finally, in 2000, Carter settled in for his last two years at NCAA II Southwest Baptist in Bolivar, Mo., where he earned the Greg Germany 2002 Senior Leadership Award for his efforts.

Carter earned his undergraduate degree from Southwest Baptist in 2002. He has two sons, Landon and Tate.



The Carter Family

COACHING STAFF

KELSIE KRUGER – ASSISTANT COACH

Adams State, '11
Second Year



Kelsie Kruger begins her second year on the Utah State women's basketball staff after she was hired prior to the 2016-17 season.

In her role, Kruger serves as the defensive floor assistant, while overseeing post player development and assisting with recruiting.

Through the 2016-17 season, Utah State finished in the top half of the Mountain West standings in several defensive areas, as the Aggies ranked second in blocks (5.0 bpg), fourth in steals (7.8 spg) and fifth in rebounds (37.3 rpg). Under her coaching, forward Shannon Dufficy claimed the fifth-place spot on the single-season rebound list, tallying 261 on the year, while center Deja Mason continued to climb the all-time blocks record list, where she currently ranks fifth with 90. The Aggies finished the season with a 17-15 record, including a 9-9 Mountain West ledger.

A native of Marshall, Minn., Kruger joined the Aggies from South Dakota State, where she spent the 2015-16 season as the director of basketball operations.

Prior to her time in Brookings, Kruger spent two seasons as assistant coach at California State University, East Bay. There, she helped lead the Pioneers to the California Collegiate Athletic Association Tournament title game, posting a 20-11 record.

Before coaching at CSU East Bay, Kruger spent a season as an assistant coach at her alma mater, Adams State, and was a women's basketball and volleyball graduate assistant at Iowa Lakes Community College.

As a student-athlete at Adams State, Kruger helped lead the Grizzlies to back-to-back appearances in the NCAA Division II postseason tournament in 2009-10 and 2010-11. She was a member of Adams State's most successful squads, accumulating an overall record of 44-18 over her final two seasons. Kruger was an all-Rocky Mountain Athletic Conference selection, averaging 11.6 points and 7.2 rebounds per game, while shooting 51.3 percent from the field as a senior. She also spent five years as an instructor at the Adams State Basketball Academy before being promoted to Assistant Director of the camp in 2012.

Kruger earned her bachelor's degree in sports administration from Adams State in 2011. She completed her master's degree in educational leadership and policy studies at Iowa State in 2013.



SUPPORT STAFF

STEPHANIE GONZALEZ – DIRECTOR OF OPERATIONS

Utah State, '18
First Year



Stephanie Gonzales is entering her first season as the director of basketball operations after being hired in August, 2017.

In her role, Gonzales will oversee the team's travel, including coordinating flights, hotels and meals. She is also responsible for scheduling and executing practices and events, and serves as the team's liaison for NCAA compliance.

Prior to this position, Gonzalez served as the Utah State Athletics travel coordinator for four years. She spent the summer doing an internship with Micron in Boise, Idaho. Gonzales will graduate from Utah State next spring with a dual-discipline degree in computer science and communications. She and her husband, Brad, live in Brigham City.



Jessica Achatz
Athletic Trainer
First Year



David Land
Strength & Conditioning
First Year



James Vaterlaus
Team Manager
Second Year



Andi Decker
Team Manager
Second Year

RETURNER BIOS



RACHEL BREWSTER 22

JUNIOR | GUARD

5-11 | 2L

Melbourne, Victoria, Australia
Rowville Secondary College

RECORDS: Is tied for second in single-season games played with 32 appearances as a sophomore... Ranks fifth in single-season field goal attempts (434) in the 2016-17 season.

HONORS: Honorable Mention All-Mountain West (2017); Mountain West All-Freshman Team (2016); Academic All-Mountain West (2016, 2017); Mountain West Scholar-Athlete (2016, 2017).

2016-17 (SO): Earned honorable mention all-Mountain West honors... Was the only player on the team to start all 32 games... Her 32 appearances tie for second on the single-season games played list... Led the team in scoring, averaging 13.4 points per game... Averaged 28.7 minutes per game, playing a career-high 39 minutes at UNLV (Jan. 7)... Scored a career-best 22 points against Idaho State (Dec. 1), New Mexico (Jan. 25) and San José State (Feb. 22)... Tallied a career-high 12 rebounds at UNLV (Jan. 7)... Added 12 points against the Lady Rebels for her first-career double-double... Scored in double figures 24 times, including during a season-long eight-game streak... Also had four 20-point games... Had a career-high six steals at Arizona (Dec. 21)... Had multiple steals in 10 games... Also had a season-high five assists at Arizona... Had 434 field goal attempts, which ranks fifth on the single-season record list... Was named to the all-tournament team at the Lady Griz Classic... Averaged 13.4 points and 4.2 rebounds per game... Shot 39.9 (173-of-434) percent from the field, including 34.8 percent (40-of-115) from the 3-point line and 76.8 percent (43-of-56) from the free throw line... Earned academic all-Mountain West honors and was a Mountain West Scholar-Athlete... Was also a Joe E. and Elma Whitesides Scholar-Athlete Award recipient.

2015-16 (FR): Named to the Mountain West all-freshman team... Played in all 31 games, starting 30... Averaged 31.3 minutes per game... Scored a then-career-high 20 points at Nevada (Jan. 30)... Made her first-career start against Sacramento State (Nov. 14)... Scored eight points in her collegiate debut against the Hornets... Had 11 rebounds against Sacramento State and at San Diego State (Jan. 2)... Had 14 double-digit scoring and two double-figure rebounding games... Scored in double-figures for four-straight games twice on the year... Had multiple steals in 10 games, including a season-best five at Air Force (Jan. 13)... Recorded a career-best eight assists against Sacramento State... Averaged 9.3 points and 5.7 rebounds per game... Shot 33.6 percent (103-of-307) from the field, 26.5 percent (31-of-117) from the 3-point line and 80.0 percent (52-of-65) from the free throw line... Earned academic all-Mountain West honors and was a Mountain West Scholar-Athlete... Was also a Joe E. and Elma Whitesides Scholar-Athlete Award recipient.

HIGH SCHOOL: Played at Rowville Secondary College in Melbourne, Australia... Averaged 15 points and seven rebounds per game, while shooting 46.7 percent from the field... Helped lead her team to the 2014 Australia School Champions title... Was a three-time Victoria Metro Squad player, where she helped the U20 team to the 2015 gold medal... Also played at the club level with the Nunawading Spectres and the Melbourne Tigers... Played six seasons in the Victoria Junior Basketball League.

PERSONAL: Daughter of Craig and Suzanne Brewster... Has one older sister... Majoring in exercise science.



GET TO KNOW RACHEL

Favorite Place on Campus:
The Spectrum

Favorite Former Aggie Athlete:
Tai Wesley

Favorite Pro Sports Team:
Richmond Tigers (Australian Football)

Place I Want to Travel Most:
New York, Switzerland, the Maldives

Toughest Opposing Arena:
Arena Auditorium (Wyoming)

Person I Admire Most:
My mum

Favorite Place to Eat in Logan:
Rumbi, Elements

CAREER HIGHS

Points
22 (3) vs. San José State (2/22/17)

FG Made
9 (4) vs. San José State (2/22/17)

FG Attempted
25 vs. San José State (2/22/17)

3PT Made
4 at Fresno State (1/28/17)

3PT Attempted
8 at Fresno State (1/28/17)

FT Made
7 at Arizona (12/21/16)

FT Attempted
10 at Arizona (12/21/16)

Rebounds
12 at UNLV (1/7/17)

Assists
8 vs. Sacramento State (11/14/15)

Steals
6 at Arizona (12/21/16)

Blocks
2 vs. Colorado State (2/8/17)

Minutes
39 at UNLV (1/7/17)

CAREER STATISTICS

	GP-GS	Min.	Avg.	FG-FGA	Pct.	3FG-FGA	Pct.	FT-FTA	Pct.	Off.	Def.	Total	Avg.	PF	DQ	A	TO	Blk.	Stl.	Pts.	Avg.
2015-16 (Fr.)	31-30	971	31.3	103-307	.336	31-117	.265	52-65	.800	46	131	177	5.7	93	5	68	71	5	36	289	9.3
2016-17 (So.)	32-32	917	28.7	173-434	.399	40-115	.348	43-56	.768	39	95	134	4.2	80	1	53	65	10	42	429	13.4
TOTAL	63-62	1,888	30.0	276-741	.372	71-232	.306	95-121	.785	85	226	311	4.9	174	6	121	136	15	78	718	11.4

RETURNER BIOS

BREWSTER'S 2016-17 GAME-BY-GAME STATISTICS

Opponent	MIN	FG	3FG	FT	O-D-T	PF	A	TO	B	S	TP
Westminster	^21	5-11	1-2	0-0	2-2-4	1	3	2	0	3	11
Montana State	^35	7-19	0-1	4-4	2-1-3	4	2	2	0	0	18
UC Irvine	^25	7-15	2-5	0-0	1-4-5	4	1	3	0	0	16
Southern Utah	^25	4-14	1-4	0-0	1-0-1	3	3	4	0	3	9
vs. Incarnate Word	^24	8-12	2-2	0-0	0-2-2	2	1	1	0	0	18
at Montana	^26	2-6	1-1	2-3	0-3-3	4	0	2	0	2	7
Idaho State	^34	9-17	1-2	3-4	4-0-4	3	2	1	0	1	22
at Utah	^21	5-8	0-0	0-0	1-4-5	5	1	1	0	0	10
Utah Valley	^32	8-19	3-5	0-0	1-4-5	2	3	3	0	0	19
BYU	^29	1-13	1-3	0-0	2-5-7	2	1	5	1	1	3
at Arizona	^36	4-14	0-3	7-10	2-4-6	3	5	1	0	6	15
at Boise State *	^20	1-6	0-1	0-0	2-1-3	1	0	3	1	0	2
Air Force *	^20	3-7	0-1	4-4	1-1-2	1	1	1	0	0	10
at New Mexico *	^26	3-12	0-2	1-2	0-3-3	3	3	1	1	1	7
at UNLV *	^39	5-13	2-4	0-0	3-9-12	4	4	3	0	1	12
Wyoming *	^27	4-14	1-3	0-0	2-3-5	2	2	1	0	1	9
San Diego State *	^30	6-17	1-1	5-7	4-5-9	4	3	3	0	4	18
at Colorado State *	^22	5-13	2-6	0-0	2-3-5	4	1	2	0	0	12
New Mexico *	^34	9-18	2-3	2-3	1-5-6	0	4	1	1	1	22
at Fresno State *	^32	7-16	4-8	1-2	0-2-2	2	1	4	0	2	19
at Nevada *	^27	6-13	2-4	0-0	2-3-5	2	1	3	0	1	14
Boise State *	^30	8-17	3-5	0-0	1-0-1	4	2	1	0	3	19
Colorado State *	^28	4-10	1-5	0-0	0-6-6	1	1	4	2	2	9
at Wyoming *	^29	6-15	1-5	2-2	0-3-3	2	1	2	0	2	15
at San Diego State *	^23	6-14	1-6	1-2	0-2-2	1	2	1	0	0	14
Nevada *	^35	9-17	1-2	2-2	0-3-3	2	1	3	1	0	21
San José State *	^34	9-25	2-7	2-3	1-5-6	3	1	1	1	1	22
at Air Force *	^34	4-11	1-5	2-2	0-5-5	4	1	3	1	1	11
UNLV *	^34	4-14	0-6	4-4	1-0-1	1	0	0	0	3	12
vs. Air Force !	^31	6-13	1-6	1-2	1-2-3	1	1	1	1	1	14
vs. UNLV !	^29	5-11	1-3	0-0	2-4-6	2	1	1	0	1	11
at Idaho &	^26	3-10	2-4	0-0	0-1-1	3	0	1	0	1	8

^ Starter * MW Game ! MW Tournament # WBI game

BREWSTER'S 2015-16 GAME-BY-GAME STATISTICS

Opponent	MIN	FG	3FG	FT	O-D-T	PF	A	TO	B	S	TP
Sacramento State	^32	2-5	0-2	4-4	2-9-11	3	8	6	0	3	8
Westminster	^22	2-7	1-3	2-2	2-2-4	5	4	0	1	3	7
Pacific	^34	4-13	2-7	1-2	4-4-8	3	1	0	0	1	11
at BYU	^34	6-18	1-4	4-5	1-3-4	2	2	3	0	2	17
at Northern Colorado	^30	4-11	1-5	0-0	1-7-8	5	1	1	1	0	9
Haskell	^28	5-8	3-4	4-6	0-5-5	2	3	1	0	0	17
at Idaho State	^33	2-14	0-5	0-0	0-4-4	0	1	1	0	0	4
at Utah Valley	^33	2-8	0-3	3-5	1-3-4	4	4	4	0	0	7
vs. Tennessee State	^26	2-6	0-3	0-0	1-7-8	4	0	1	0	2	4
at Montana	^32	3-9	1-3	2-3	0-4-4	3	3	3	1	1	9
Utah	^28	0-4	0-2	0-0	2-3-5	2	2	2	0	1	0
San José State*	^32	5-11	2-5	0-0	5-1-6	5	2	0	1	1	12
at San Diego State*	^37	3-10	2-6	0-0	3-8-11	4	4	3	0	0	8
at Boise State*	^36	2-8	1-5	0-0	2-3-5	5	3	3	0	1	5
New Mexico*	^33	3-8	2-3	4-4	1-5-6	1	1	3	0	0	12
at Air Force*	^33	3-5	1-2	3-4	0-2-2	3	1	2	0	5	10
Colorado State*	^26	2-6	0-0	0-0	2-2-4	3	1	3	0	2	4
at UNLV*	^24	0-5	0-1	4-5	1-3-4	2	1	1	0	0	4
San Diego State*	^25	4-8	3-7	3-4	2-2-4	2	3	4	0	0	14
at Nevada*	^33	7-9	2-2	4-4	1-7-8	4	4	3	0	0	20
Boise State*	^35	4-14	0-4	4-5	2-3-5	3	4	1	0	0	12
Wyoming*	^31	5-16	0-2	2-2	0-5-5	4	1	1	0	2	12
at New Mexico*	^34	0-9	0-4	2-2	2-8-10	3	2	5	1	0	2
at Colorado State*	^37	3-9	1-5	0-0	2-0-2	3	0	3	9	1	7
Fresno State*	^34	2-10	1-4	2-4	0-5-5	3	2	2	0	1	7
Nevada*	^30	1-8	0-3	2-2	3-2-5	2	1	0	0	1	4
at San José State*	^35	7-15	2-4	0-0	2-6-8	5	2	4	0	2	16
Air Force*	29	6-14	0-2	2-2	2-6-8	1	3	3	0	2	14
at Fresno State*	^36	5-15	2-8	0-0	0-4-4	3	2	3	0	0	12
vs. Nevada!	^33	5-13	2-5	0-0	0-5-5	3	0	3	0	1	12
vs. Fresno State!	^27	4-11	1-4	0-0	2-3-5	1	2	2	0	0	9

^ Starter * Conference Game !MW Tournament



Utah State Women's Basketball

RETURNER BIOS



DEJA MASON

44

JUNIOR | CENTER

6-4 | 2L

San Antonio, Texas

Brennan High School

GET TO KNOW DEJA

Favorite Professional Athlete:

Tim Duncan

Toughest Opposing Arena:

Dreamstyle Arena (New Mexico)

Place I Want to Travel Most:

Europe

Favorite TV Show:

Empire

Favorite Place to Eat in Logan:

Herm's

I Wear My Number Because:

It's the same number my dad wore

Favorite Thing About Cache Valley:

The close-knit community

CAREER HIGHS

Points

13 vs. San José State (2/22/17)

FG Made

5 (4) vs. San José State (2/22/17)

FG Attempted

11 vs. Nevada (2/24/16)

3PT Made

NA

3PT Attempted

1 vs. Wyoming (1/11/17)

FT Made

5 vs. Montana State (11/14/16)

FT Attempted

8 vs. Wyoming (2/6/16)

Rebounds

12 vs. San José State (2/22/17)

Assists

4 at BYU (12/17/16)

Steals

3 (3) vs. Boise State (2/4/17)

Blocks

8 vs. Boise State (2/3/16)

Minutes

33 vs. Colorado State (2/8/17)

RECORDS: Is tied for first in single-game blocks with eight against Boise State (Feb. 3, 2016)... Ranks fifth in career blocks (90)... Is tied for second in single-season games played with 32 appearances as a sophomore... Ranks fourth in single-season blocks with 52 (2016-17).

HONORS: Academic All-Mountain West (2016, 2017); Mountain West Scholar-Athlete (2016, 2017).

2016-17 (SO): Played in all 32 games, starting 18... Her 32 appearances tie for second on the single-season games played list... Averaged 17.2 minutes per game, playing a career-high 33 minutes against Colorado State (Feb. 8)... Led the team with 52 blocks, which ranks fourth on the single-season blocks list... Averaged 1.6 blocks per game, recording multiple blocks in 15 games... Had a season-high five blocks in back-to-back games... Scored in double figures twice, recording double-doubles in both games... Scored a career-high 13 points along with a career-best 12 rebounds against San José State (Feb. 22)... Tallied five or more rebounds in 15 games, including a span of five-straight games... Had a career-high three steals twice... Averaged 3.6 points and 4.3 rebounds per game... Shot 48.0 percent (49-of-102) from the field and 61.5 percent (16-of-26) from the free throw line... Earned academic all-Mountain West honors and was a Mountain West Scholar-Athlete... Was also a Joe E. and Elma Whitesides Scholar-Athlete Award recipient.

2015-16 (FR): Played in 26 games, starting 12 and averaging 15.1 minutes per game... Tied the USU single-game blocks record with eight against Boise State (Feb. 3)... Led the team in blocks with 38 on the year... Had multiple blocks in eight games... Recorded her first-career double-double against Nevada (Feb. 24) with 11 points and a career-best 10 rebounds... Recorded five or more rebounds in 12 games on the season... Scored a career-best 11 points against Wyoming (Feb. 6) and Nevada (Feb. 24)... Made her first-career start against Sacramento State (Nov. 14)... Scored in double digits three times... Averaged 4.4 points and 4.4 rebounds per game... Shot 48.9 percent (44-of-90) from the field and 60.5 percent (26-of-43) from the free throw line... Earned academic all-Mountain West honors and was a Mountain West Scholar-Athlete... Was also a Joe E. and Elma Whitesides Scholar-Athlete Award recipient.

HIGH SCHOOL: Was a three-year letterwinner at Brennan High School in San Antonio, Texas... Averaged 8.8 points, 11.7 rebounds and 4.5 blocks per game as a senior... Helped team to Texas 6A semifinals her sophomore and junior years... Earned all-district accolades every season of her career... Named Newcomer of the Year after her sophomore season... Earned academic

all-state honors... Played at the club level for San Antonio Finest.

PERSONAL: Daughter of Frank and Cindi Mason... Has one older brother and one older sister... Majoring in family, consumer and human development.



CAREER STATISTICS

	GP-GS	Min.	Avg.	FG-FGA	Pct.	3FG-FGA	Pct.	FT-FTA	Pct.	Off.	Def.	Total	Avg.	PF	DQ	A	TO	Blk.	Stl.	Pts.	Avg.
2015-16 (Fr.)	26-12	392	15.1	44-90	.489	0-0	.000	26-43	.605	52	62	114	4.4	36	1	12	19	38	5	114	4.4
2016-17 (So.)	32-18	549	17.2	49-102	.480	0-1	.000	16-26	.615	49	89	138	4.3	61	3	16	49	52	16	114	3.6
TOTAL	58-30	941	16.2	93-192	.484	0-1	.000	42-69	.609	101	151	252	4.3	97	4	28	68	90	21	228	3.9

MASON'S 2016-17 GAME-BY-GAME STATISTICS

Opponent	MIN	FG	3FG	FT	O-D-T	PF	A	TO	B	S	TP
Westminster	9	0-2	0-0	0-0	0-1-1	1	0	2	0	0	0
Montana State	13	1-5	0-0	5-6	2-4-6	0	1	1	4	0	7
UC Irvine	16	1-4	0-0	0-0	2-4-6	1	0	1	3	0	2
Southern Utah	14	0-2	0-0	1-2	1-6-7	2	0	1	2	0	1
vs. Incarnate Word	^ 19	1-3	0-0	0-0	0-8-8	0	2	1	3	0	2
at Montana	^ 29	3-5	0-0	0-2	3-4-7	4	0	1	4	2	6
Idaho State	^ 20	1-4	0-0	2-2	1-2-3	2	1	1	3	3	4
at Utah	12	3-4	0-0	0-0	0-4-4	2	0	1	0	0	6
Utah Valley	^ 18	0-0	0-0	0-0	1-0-1	1	0	0	5	0	0
BYU	^ 30	5-8	0-0	1-2	3-8-11	1	4	2	5	0	11
at Arizona	^ 8	2-2	0-0	0-0	1-0-1	4	0	1	3	0	4
at Boise State*	^ 15	1-3	0-0	0-0	0-2-2	0	0	0	1	0	2
Air Force*	^ 13	2-4	0-0	0-0	4-2-6	1	0	1	0	1	4
at New Mexico*	10	2-3	0-0	0-0	1-1-2	3	0	1	0	1	4
at UNLV*	14	0-1	0-0	0-0	1-1-2	5	0	5	0	0	0
Wyoming*	21	1-5	0-1	0-0	1-4-5	0	0	0	2	0	2
San Diego State*	10	2-3	0-0	0-0	1-3-4	0	0	0	1	0	4
at Colorado State*	8	0-0	0-0	0-0	0-2-2	0	0	1	0	0	0
New Mexico*	^ 13	1-5	0-0	0-0	0-1-1	5	1	1	0	3	2
at Fresno State*	^ 16	2-2	0-0	0-0	1-0-1	2	0	2	1	0	4
at Nevada*	^ 14	2-3	0-0	2-2	1-1-2	3	0	2	4	0	6
Boise State*	^ 25	3-3	0-0	0-0	4-2-6	2	1	4	1	3	6
Colorado State*	^ 33	2-4	0-0	1-2	3-4-7	4	1	4	0	0	5
at Wyoming*	^ 22	3-6	0-0	0-0	3-2-5	2	0	0	0	0	5
at San Diego State*	^ 24	3-4	0-0	1-2	3-0-3	1	1	3	0	0	7
Nevada*	^ 12	0-0	0-0	0-0	0-4-4	4	0	1	2	1	0
San José State*	^ 27	5-9	0-0	3-4	7-5-12	0	1	0	1	0	13
at Air Force*	^ 19	2-3	0-0	0-0	1-4-5	3	0	4	2	1	4
UNLV*	22	0-2	0-0	0-0	2-2-4	3	0	1	0	0	0
vs. Air Force!	^ 28	3-3	0-0	1-2	2-6-8	4	1	2	3	2	7
vs. UNLV!	12	0-1	0-0	0-0	1-1-2	0	0	0	0	0	0
at Idaho &	19	1-2	0-0	0-0	1-5-6	1	0	3	4	1	2

^ Starter * MW Game ! MW Tournament # WBI game

MASON'S 2015-16 GAME-BY-GAME STATISTICS

Opponent	MIN	FG	3FG	FT	O-D-T	PF	A	TO	B	S	TP
Sacramento State	^ 16	4-6	0-0	1-3	2-4-6	3	2	1	1	0	9
Westminster	^ 22	2-6	0-0	1-2	4-5-9	3	0	3	0	0	5
Pacific	^ 25	3-5	0-0	1-2	4-3-7	1	0	0	1	0	7
at BYU	^ 14	2-3	0-0	0-2	3-4-7	3	1	2	1	1	4
at Northern Colorado	^ 21	1-2	0-0	0-0	0-2-2	4	0	0	1	0	2
Haskell	^ 16	2-4	0-0	4-4	4-5-9	1	1	0	2	0	8
at Idaho State	^ 15	2-5	0-0	1-1	2-0-2	0	0	0	0	0	5
at Utah Valley	3	0-1	0-0	0-0	0-1-1	0	0	0	0	0	0
vs. Tennessee State	6	0-1	0-0	1-2	2-0-2	0	0	1	1	0	1
at Montana	DNP										
Utah	DNP										
San José State*	8	0-1	0-0	0-0	1-1-2	1	1	1	0	0	0
at San Diego State*	1	0-0	0-0	1-2	0-1-1	1	0	1	0	0	1
at Boise State*	DNP										
New Mexico*	DNP										
at Air Force*	6	0-0	0-0	1-2	1-2-3	0	0	1	1	0	1
Colorado State*	6	0-0	0-0	0-0	0-0-0	0	0	0	0	0	0
at UNLV*	DNP										
San Diego State*	5	0-0	0-0	0-0	3-1-4	0	0	0	0	0	0
at Nevada*	3	0-0	0-0	2-2	0-0-0	0	0	0	0	0	2
Boise State*	17	2-3	0-0	0-0	2-5-7	0	0	0	8	0	4
Wyoming*	12	4-5	0-0	3-8	7-1-8	0	1	1	1	0	11
at New Mexico*	13	1-1	0-0	1-2	1-0-1	3	0	1	3	0	3
at Colorado State*	20	1-3	0-0	1-1	1-4-5	1	0	0	0	0	3
Fresno State*	20	5-8	0-0	0-0	2-1-3	1	0	2	0	0	10
Nevada*	^ 31	5-11	0-0	1-2	6-4-10	1	1	2	2	1	11
at San José State*	^ 16	2-6	0-0	0-0	2-1-3	1	0	0	0	1	4
Air Force*	21	1-2	0-0	2-2	0-3-3	1	2	3	3	0	4
at Fresno State*	^ 24	3-7	0-0	0-0	2-5-7	3	0	0	1	0	6
vs. Nevada!	^ 25	2-3	0-0	3-4	2-4-6	3	0	1	5	1	7
vs. Fresno State!	^ 26	2-7	0-0	2-2	1-5-6	5	3	1	5	1	6

^ Starter * Conference Game ! MW Tournament



Utah State Women's Basketball

RETURNER BIOS



LINDSEY JENSEN 11

RS SOPHOMORE I GUARD

5-9 | 1L

Smithfield, Utah

Sky View High School

2016-17 (SO): Redshirted the 2016-17 season.

2015-16 (FR): Saw time in 14 games on the season... Averaged 4.7 minutes per game, playing a season-high 11 minutes at BYU (Nov. 24)... Scored a career-high five points against Sacramento State (Nov. 14) and Westminster (Nov. 16)... Recorded a career-best three rebounds against Westminster... Made her collegiate debut against Sacramento State... Shot 30.8 percent (8-of-26) from the floor, 20.0 percent (3-of-15) from the 3-point line and 37.5 percent (3-of-8) from the free throw line.

HIGH SCHOOL: Was a four-year letterwinner at Sky View High School in Smithfield, Utah... Helped Sky View to a 25-0 record, winning the 2015 4A state championship... Averaged 23.2 points and 5.4 rebounds per game, leading the team in both categories... Was also the leading scorer among all high school players in Utah... Named the Utah Gatorade Player of the Year in 2015... Earned *Parade* All-American honors... Was a two-time *USA Today* all-Utah first-team honoree, earning the Player of the Year title as a senior... Was a McDonald's All-American nominee... Named the *Herald Journal* All-Valley Player of the Year twice... Named Ms. Basketball by the *Deseret News* and was the *Salt Lake Tribune* MVP... Earned all-state first-team honors as a junior and senior... Played on the Utah All-Star and US Junior National All-Star teams... Led Sky View to two region championships, earning the MVP title both times... Played club basketball for Salt Lake Metro and Cache Valley Elite... Was also an all-state volleyball player for Sky View High School.

PERSONAL: Daughter of Brian and Liz Jensen... Has three brothers... Majoring in exercise science.

JENSEN'S 2015-16 GAME-BY-GAME STATISTICS

Opponent	MIN	FG	3FG	FT	O-D-T	PF	A	TO	B	S	TP
Sacramento State	3	2-2	1-1	0-2	1-0-1	0	0	0	0	0	5
Westminster	9	2-3	1-1	0-0	1-2-3	0	1	1	0	0	5
Pacific	10	1-4	0-1	0-0	1-2-3	4	0	0	0	0	2
at BYU	11	0-2	0-1	1-2	0-1-1	0	0	2	0	1	1
at Northern Colorado	DNP										
Haskell	DNP										
at Idaho State	DNP										
at Utah Valley	0+	0-0	0-0	0-0	0-0-0	0	0	0	0	0	0
vs. Tennessee State	5	0-0	0-0	0-0	0-0-0	0	0	0	0	0	0
at Montana	2	0-1	0-1	0-0	0-0-0	0	0	0	0	1	0
Utah	DNP										
San José State*	7	1-5	0-4	0-0	1-0-1	1	0	1	1	0	2
at San Diego State*	DNP										
at Boise State*	DNP										
New Mexico*	DNP										
at Air Force*	DNP										
Colorado State*	7	0-3	0-3	0-0	0-0-0	1	1	1	0	0	0
at UNLV*	0+	0-0	0-0	0-0	0-0-0	0	0	0	0	0	0
San Diego State*	DNP										
at Nevada*	DNP										
Boise State*	DNP										
Wyoming*	DNP										
at New Mexico*	DNP										
at Colorado State*	7	1-2	0-0	0-0	1-0-1	0	0	1	0	0	2
Fresno State*	1	0-2	0-1	2-2	1-0-1	0	0	0	0	0	2
Nevada*	DNP										
at San José State*	3	1-2	1-2	0-0	0-0-0	0	0	0	0	0	3
Air Force*	1	0-0	0-0	0-2	0-0-0	0	0	0	0	0	0
at Fresno State*	DNP										
vs. Nevada!	DNP										
vs. Fresno State!	DNP										

^ Starter * Conference Game !MW Tournament



GET TO KNOW LINDSEY

Favorite Former Aggie Athlete:
Devin Christensen

Favorite Professional Athlete:
LeBron James

Gameday Traditions:
Put on my left shoe first

Favorite Place to Eat in Logan:
El Toro Viejo

Favorite Junk Food:
Cheesecake

Toughest Opposing Arena:
Cox Pavilion (UNLV)

People I Admire Most:
My parents

CAREER HIGHS

- Points**
- 5 (2) vs. Westminster (11/16/15)
- FG Made**
- 2 (2) vs. Westminster (11/16/15)
- FG Attempted**
- 5 vs. San José State (12/30/15)
- 3PT Made**
- 1 (3) at San José State (2/27/16)
- 3PT Attempted**
- 4 vs. San José State (12/30/15)
- FT Made**
- 2 vs. Fresno State (2/20/16)
- FT Attempted**
- 2 (4) vs. Air Force (3/1/16)
- Rebounds**
- 3 (2) vs. Pacific (11/21/15)
- Assists**
- 1 (2) vs. Colorado State (1/16/16)
- Steals**
- 1 (2) at Montana (12/20/15)
- Blocks**
- 1 vs. San José State (12/30/15)
- Minutes**
- 11 at BYU (11/24/15)

CAREER STATISTICS

	GP-GS	Min.	Avg.	FG-FGA	Pct.	3FG-FGA	Pct.	FT-FTA	Pct.	Off.	Def.	Total	Avg.	PF	DQ	A	TO	Blk.	Stl.	Pts.	Avg.
2015-16 (Fr.)	14-0	66	4.7	8-26	.308	3-15	.200	3-8	.375	6	5	11	0.8	6	0	2	6	1	2	22	1.6
2016-17 (RS)	Redshirted																				



VICTORIA PRICE 21

RS SOPHOMORE | GUARD

5-8 | 1L

Grand Prairie, Texas
South Grand Prairie High School

2016-17 (SO): Redshirted the 2016-17 season.

2015-16 (FR): Played in 19 games, starting seven, before missing the remainder of the season with a knee injury... Scored in double-digits four times with a career-best 13 points against Sacramento State (Nov. 14)... Recorded a career-high seven rebounds against the Hornets... Had a season-best six assists at BYU (Nov. 24)... Made her first-career start against Westminster (Nov. 16), scoring 10 points... Recorded a career-best five steals against the Griffins... Had multiple steals in eight games on the year... Averaged 5.1 points and 1.9 rebounds per game... Shot 42.9 percent (36-of-84) from the field and 75.0 percent (24-of-32) from the free throw line.

HIGH SCHOOL: Was a four-year letterwinner at South Grand Prairie High School in Grand Prairie, Texas... Led her team in assists (56) and steals (61) as a senior... Averaged 15.5 points per game over her career... Earned second-team all-district honors as a freshman, picking up first-team accolades the following three years... Was a two-time district MVP and earned all-tournament honors three times.

PERSONAL: Daughter of Melvin and Fabiola Price... Has three older brothers and two older sisters... Majoring in general studies.

PRICE'S 2015-16 GAME-BY-GAME STATISTICS

Opponent	MIN	FG	3FG	FT	O-D-T	PF	A	TO	B	S	TP
Sacramento State	24	6-10	1-3	1-2	3-4-7	2	0	3	1	1	13
Westminster	^25	4-11	0-1	2-3	0-1-1	1	2	3	0	5	10
Pacific	^24	0-2	0-1	2-2	0-2-2	4	4	3	0	1	2
at BYU	^23	3-7	0-2	4-6	1-2-3	3	6	4	0	0	10
at Northern Colorado	11	0-1	0-0	0-2	0-1-1	1	0	0	0	1	0
Haskell	18	1-6	0-0	0-0	2-3-5	1	3	3	0	1	2
at Idaho State	15	2-3	0-0	3-4	1-0-1	1	1	1	0	1	7
at Utah Valley	^30	5-8	0-1	0-0	1-2-3	4	0	2	0	1	10
vs. Tennessee State	^27	1-2	0-1	3-4	1-1-2	0	2	2	0	0	5
at Montana	^30	4-7	0-1	0-0	3-3-6	4	3	1	0	2	8
Utah	^30	3-7	0-0	3-3	0-0-0	1	1	1	0	3	9
San José State*	16	2-7	0-0	2-2	1-1-2	4	2	3	0	2	6
at San Diego State*	9	0-0	0-0	0-0	0-1-1	0	0	1	0	1	0
at Boise State*	12	1-2	0-0	0-0	1-0-1	4	1	0	0	2	2
New Mexico*	3	1-1	0-0	0-0	0-1-1	1	1	3	0	0	2
at Air Force*	DNP										
Colorado State*	9	0-3	0-1	2-2	0-0-0	1	0	0	0	1	2
at UNLV*	16	0-2	0-0	0-0	0-2-2	2	1	2	0	0	0
San Diego State*	18	1-2	0-0	2-2	0-1-1	1	0	0	0	1	4
at Nevada*	20	2-3	0-1	0-0	0-1-1	1	0	1	0	1	4
Boise State*	DNP										
Wyoming*	DNP										
at New Mexico*	DNP										
at Colorado State*	DNP										
Fresno State*	DNP										
Nevada*	DNP										
at San José State*	DNP										
Air Force*	DNP										
at Fresno State*	DNP										
vs. Nevada!	DNP										
vs. Fresno State!	DNP										

^ Starter * Conference Game !MW Tournament

GET TO KNOW LINDSEY

I Wear My Number Because:

It's a family thing

Favorite Place on Campus:

Wayne Estes Center

Favorite Place to Eat in Logan:

Cafe Rio

Favorite TV Show:

Teen Wolf

If I Could Play Another Sport I'd Choose:

Softball

Favorite Professional Athlete:

LeBron James

Place I Want to Travel Most:

France

CAREER HIGHS

Points

13 vs. Sacramento State (11/14/15)

FG Made

6 vs. Sacramento State (11/14/15)

FG Attempted

11 vs. Westminster (11/16/15)

3PT Made

NA

3PT Attempted

2 at BYU (11/24/15)

FT Made

4 at BYU (11/24/15)

FT Attempted

6 at BYU (11/24/15)

Rebounds

6 at Montana (12/20/15)

Assists

6 at BYU (11/24/15)

Steals

5 vs. Westminster (11/16/15)

Blocks

1 vs. Sacramento State (11/14/15)

Minutes

30 (3) vs. Utah (12/22/15)



CAREER STATISTICS

	GP-GS	Min.	Avg.	FG-FGA	Pct.	3FG-FGA	Pct.	FT-FTA	Pct.	Off.	Def.	Total	Avg.	PF	DQ	A	TO	Blk.	Stl.	Pts.	Avg.
2015-16 (Fr.)	19-7	360	18.9	36-84	.429	0-10	.000	24-32	.750	13	23	36	1.9	37	0	27	36	1	23	96	5.1
2016-17 (RS)	Redshirted																				

RETURNER BIOS



HAILEY BASSETT **12**
SOPHOMORE | GUARD/FORWARD
6-2 | 1L
 Layton, Utah
 Layton High School

RECORDS: Is tied for second in single-season games played with 32 appearances as a freshman.

2016-17 (FR): Played in all 32 games, making 11 starts... Her 32 appearances tie for second on the single-season games played list... Made her first-career start against UC Irvine (Nov. 17)... Averaged 13.4 minutes per game, playing a season-high 27 minutes at UNLV (Jan. 7)... Scored in double figures four times, including two 16-point performances against BYU (Dec. 17) and San José State (Feb. 22)... Had a career-high 12 rebounds at UNLV... Had five or more rebounds in eight games on the year... Recorded a career-high two blocks in two games... Averaged 5.1 points and 3.2 rebounds per game... Shot 40.9 percent (63-of-154) from the floor, 19.0 percent (4-of-21) from the 3-point line and 75.6 percent (34-of-45) from the free throw line.

HIGH SCHOOL: Was a four-year letterwinner at Layton (Utah) High School... Led team to an undefeated season and Utah 5A state title in 2016... Averaged 19.5 points, 7.7 rebounds, 2.5 blocks, 1.8 steals and 1.2 assists per game as a senior... Shot 56.1 (185-of-330) percent from the field and 41.7 percent (15-of-36) from the 3-point line... Named Utah 5A MVP after her senior season... Was named *Salt Lake Tribune* Player of the Year and *Standard Examiner* all-Area MVP as a senior... Named to the all-USA *Today* Utah first-team... Played club basketball for Utah Flash under head coach Natalie Williams... Also lettered in softball and track... Qualified for the state championships in javelin as a senior.

PERSONAL: Daughter of Denny and Teresa Bassett... Second oldest of four children... Majoring in health education and promotion.

BASSETT'S 2016-17 GAME-BY-GAME STATISTICS

Opponent	MIN	FG	3FG	FT	O-D-T	PF	A	TO	B	S	TP
Westminster	16	1-5	1-1	2-4	3-4-7	2	0	2	0	0	5
Montana State	8	2-7	0-2	0-0	3-0-3	0	0	0	0	0	4
UC Irvine	^ 15	2-7	0-1	0-0	4-2-6	1	0	0	1	0	4
Southern Utah	13	1-2	0-0	3-4	1-2-3	2	0	2	1	0	5
vs. Incarnate Word	16	3-5	0-0	0-0	2-3-5	2	0	1	2	0	6
at Montana	9	1-3	0-0	2-2	0-4-4	5	0	1	1	0	4
Idaho State	11	2-4	1-1	0-0	1-1-2	1	0	1	1	1	5
at Utah	15	2-4	0-1	2-2	1-1-2	2	0	1	1	0	6
Utah Valley	10	2-3	0-0	0-0	0-3-3	3	0	0	0	0	4
BYU	^ 24	1-11	1-1	1-2	1-4-5	4	0	1	1	0	16
at Arizona	9	2-3	0-0	0-0	1-0-1	1	0	0	0	1	4
at Boise State *	11	1-1	0-0	2-4	1-1-2	1	0	0	0	0	4
Air Force *	17	4-8	0-0	0-0	2-1-3	1	0	0	0	2	8
at New Mexico *	^ 26	4-16	0-5	3-4	0-5-5	4	0	1	2	1	11
at UNLV *	^ 27	3-7	0-0	2-2	3-9-12	3	0	0	0	0	8
Wyoming *	^ 15	2-3	0-0	0-0	0-1-1	1	0	1	0	0	4
San Diego State *	11	2-5	1-1	0-0	0-2-2	0	1	0	0	0	5
at Colorado State *	24	2-5	0-2	0-0	1-2-3	1	0	1	0	0	4
New Mexico *	19	3-9	0-0	2-3	2-2-4	2	0	1	1	0	8
at Fresno State *	^ 17	0-3	0-0	0-0	3-0-3	1	0	1	1	0	0
at Nevada *	^ 19	6-10	0-0	1-2	2-5-7	2	1	1	0	1	13
Boise State *	^ 10	0-4	0-2	0-0	0-0-0	2	0	2	0	0	0
Colorado State *	^ 14	2-2	0-0	0-0	1-0-1	1	0	2	0	0	4
at Wyoming *	^ 11	0-1	0-1	0-0	0-2-2	3	0	0	0	0	0
at San Diego State *	^ 5	0-1	0-0	0-0	0-0-0	0	1	1	0	0	0
Nevada *	10	2-6	0-1	3-4	2-1-3	2	0	0	0	0	7
San José State *	14	6-9	0-0	4-4	3-5-8	2	0	0	1	0	16
at Air Force *	7	0-0	0-0	1-2	0-0-0	1	1	3	0	0	1
UNLV *	6	0-3	0-1	0-0	0-2-2	0	0	0	0	0	0
vs. Air Force !	6	0-1	0-0	2-2	2-0-2	2	0	0	0	0	2
vs. UNLV !	6	0-1	0-0	4-4	1-0-1	3	0	2	1	0	4
at Idaho &	7	1-5	0-1	0-0	0-1-1	1	0	0	0	0	2

^ Starter * MW Game ! MW Tournament # WBI game



GET TO KNOW HAILEY

Person I Admire Most:

My grandpa

Toughest Opposing Arena:

Arena Auditorium (Wyoming)

Favorite Place to Eat in Logan:

Mo'Bettah's

Favorite TV Show:

One Tree Hill

Gameday Traditions:

Drink a Coke

If I Played Another Sport I'd Choose:

Volleyball

Place I Want to Travel Most:

Hawaii

CAREER HIGHS

Points

16 (2) vs. San José State (2/22/17)

FG Made

7 vs. BYU (12/17/16)

FG Attempted

16 at New Mexico (1/4/17)

3PT Made

4 San Diego State (1/14/17)

3PT Attempted

5 at New Mexico (1/4/17)

FT Made

4 (2) at UNLV (3/7/17)

FT Attempted

4 (7) at UNLV (3/7/17)

Rebounds

12 at UNLV (1/7/17)

Assists

1 (4) at San Diego State (2/15/17)

Steals

2 vs. Air Force (12/31/16)

Blocks

2 (2) at New Mexico (1/4/17)

Minutes

27 at UNLV (1/7/17)

CAREER STATISTICS

	GP-GS	Min.	Avg.	FG-FGA	Pct.	3FG-FGA	Pct.	FT-FTA	Pct.	Off.	Def.	Total	Avg.	PF	DQ	A	TO	Blk.	Stl.	Pts.	Avg.
2016-17 (Fr.)	32-11	428	13.4	63-154	.409	4-21	.190	34-45	.756	40	63	103	3.2	56	1	4	25	14	7	164	5.1



SHANNON DUFFICY 5

SOPHOMORE | FORWARD

6-2 | 1L

Preston, Victoria, Australia

Our Lady of Mercy College

RECORDS: Is tied for fifth in single-season rebounds with 261 during the 2016-17 season... Is tied for 15th and 21st in single-game rebounds, recording 17 (Feb. 8, 2017) and 16 (Jan. 11, 2017), respectively.

HONORS: Mountain West All-Freshman Team (2017); Academic All-Mountain West (2017).

2016-17 (FR): Was named to the Mountain West all-freshman team... Played in and started 30 games... Averaged 28.4 minutes per game, playing a season-high 38 at Arizona (Dec. 21)... Had 261 rebounds on the year, which ranks fifth on the single-season record list... Had double-digit rebounds 11 times, tallying career-high 17 against Colorado State (Feb. 8)... Recorded five or more rebounds in all but six games of the season... Is tied for 15th and 21st on the single-game rebound record list with 17 and 16-board performances against Colorado State (Feb. 8) and San Diego State (Jan. 14), respectively... Scored in double figures 10 times, including a career-best 21 points at Arizona... Finished the season with five double-doubles... Had a career-high seven assists against Boise State (Feb. 4)... Recorded a career-best three blocks against Wyoming (Jan. 11)... Was named to the all-tournament team at the Lady Griz Classic... Averaged 8.2 points and a team-high 8.7 rebounds per game... Shot 40.1 percent (99-of-247) from the field, 30.9 percent (17-of-55) from the 3-point line and 67.4 percent (31-of-46) from the free throw line... Earned academic all-Mountain West honors and was a Joe E. and Elma Whitesides Scholar-Athlete Award recipient.

HIGH SCHOOL: Attended Our Lady of Mercy College in Heidelberg, Melbourne, Australia... Played club basketball for the Diamond Valley Eagles... Was named the team's MVP and Big V Youth League Rookie of the Year in 2014... Led the Big V Youth League in rebounding in 2014, averaging 16.2 per game... Was the Most Improved Player in the Senior Women's Championship League for the 2015 season... Also played on an all-star team that won the Australia U20 national championship in 2015 and 2016.

PERSONAL: Daughter of Oliver and Eileen Dufficy... Has three older brothers... Majoring in exercise science.

DUFFICY 2016-17 GAME-BY-GAME STATISTICS

Opponent	MIN	FG	3FG	FT	O-D-T	PF	A	TO	B	S	TP
Westminster	^ 26	6-15	0-1	2-5	8-1-9	0	3	0	0	3	14
Montana State	^ 32	3-9	0-0	1-2	5-9-14	3	3	2	2	2	7
UC Irvine	DNP										
Southern Utah	^ 19	3-5	1-3	1-1	1-2-3	1	2	5	1	1	8
vs. Incarnate Word	^ 20	3-7	2-2	2-4	2-7-9	1	5	2	0	2	10
at Montana	^ 26	2-6	0-1	0-0	5-9-14	5	1	4	0	1	4
Idaho State	^ 28	2-5	0-0	2-2	2-6-8	1	3	3	0	2	6
at Utah	^ 30	5-12	1-3	0-0	2-1-3	0	5	3	1	1	11
Utah Valley	^ 30	3-8	0-0	0-2	8-6-14	3	0	1	0	0	6
BYU	DNP										
at Arizona	^ 38	8-13	0-1	5-8	2-9-11	1	0	3	1	3	21
at Boise State *	^ 32	5-12	1-1	2-2	5-7-12	0	0	3	1	0	13
Air Force *	^ 29	3-9	1-2	2-2	4-3-7	0	2	2	0	1	9
at New Mexico *	^ 30	2-4	0-1	0-0	2-7-9	3	0	5	0	0	4
at UNLV *	^ 23	3-11	0-0	0-0	2-1-3	0	0	3	0	2	6
Wyoming *	^ 35	4-11	2-6	2-2	6-10-16	2	1	5	3	0	12
San Diego State *	^ 29	2-7	0-2	0-0	1-7-8	3	3	1	0	0	4
at Colorado State *	^ 31	1-5	1-1	3-4	1-4-5	0	0	4	0	0	6
New Mexico *	^ 25	2-6	0-1	0-0	0-2-2	0	5	0	0	0	4
at Fresno State *	^ 32	6-11	1-3	4-4	1-5-6	0	0	1	0	1	17
at Nevada *	^ 29	5-11	1-4	0-0	5-9-14	2	2	0	0	1	11
Boise State *	^ 32	4-6	0-1	1-1	3-5-8	5	7	3	0	3	9
Colorado State *	^ 34	2-7	0-2	0-0	2-15-17	0	4	0	0	0	4
at Wyoming *	^ 31	2-7	1-4	0-0	1-4-5	2	0	0	0	0	5
at San Diego State *	^ 15	2-5	0-2	0-0	0-1-1	0	0	2	0	1	4
Nevada *	^ 27	2-5	0-1	2-2	4-7-11	2	3	2	0	1	6
San José State *	^ 25	4-10	0-1	0-2	4-8-12	1	1	2	0	0	8
at Air Force *	^ 22	3-7	1-2	0-1	2-6-8	3	1	3	0	1	7
UNLV *	^ 29	2-8	0-2	0-0	3-6-9	2	4	2	0	0	4
vs. Air Force !	^ 28	1-6	0-0	2-2	2-6-8	1	0	3	1	1	4
vs. UNLV !	^ 26	4-8	2-3	0-0	3-1-4	0	0	2	0	2	10
at Idaho &	^ 30	5-11	2-5	0-0	3-8-11	3	1	0	0	0	12

^ Starter * MW Game ! MW Tournament # WBI game



GET TO KNOW SHANNON

Favorite Professional Athlete:

Penny Taylor

Gameday Traditions:

Shower before every game

Place I Want to Travel Most:

Hawaii, Greece

Favorite Place to Eat in Logan:

Mo'Bettah's

Reality Show I Want to Be On:

The Bachelorette

Favorite Junk Food:

Chocolate

Favorite Non-Basketball Activity:

Sleeping

CAREER HIGHS

Points

21 at Arizona (12/21/16)

FG Made

8 at Arizona (12/21/16)

FG Attempted

13 at Arizona (12/21/16)

3PT Made

2 (3) at Idaho (3/15/17)

3PT Attempted

6 vs. Wyoming (1/11/17)

FT Made

5 at Arizona (12/21/16)

FT Attempted

8 at Arizona (12/21/16)

Rebounds

17 vs. Colorado State (2/8/17)

Assists

7 vs. Boise State (2/4/17)

Steals

3 (3) vs. Boise State (2/4/17)

Blocks

3 vs. Wyoming (1/11/17)

Minutes

38 at Arizona (12/21/16)

CAREER STATISTICS

	GP-GS	Min.	Avg.	FG-FGA	Pct.	3FG-FGA	Pct.	FT-FTA	Pct.	Off.	Def.	Total	Avg.	PF	DQ	A	TO	Blk.	Stl.	Pts.	Avg.
2016-17 (Fr.)	30-30	853	28.4	99-247	.401	17-55	.309	31-46	.674	89	172	261	8.7	44	2	56	66	10	29	246	8.2

RETURNER BIOS



JESSIE GEER 2

SOPHOMORE | GUARD

5-8 | 1L
Gillette, Wyo.
Campbell County High School

RECORDS: Is tied for second in single-season games played with 32 appearances as a freshman.

HONORS: Academic All-Mountain West (2017); Mountain West Scholar-Athlete (2017).

2016-17 (FR): Played in all 32 games, starting 14... Her 32 appearances tie for second on the single-season games played list... Made her first-career start against Incarnate Word (Nov. 25)... Averaged 16.9 minutes per game, playing a season-high 39 at UNLV (Jan. 7)... Scored a career-best nine points three times, doing so against UC Irvine (Nov. 17), at Montana (Nov. 27) and against Utah Valley (Dec. 15)... Tallied a season-high seven rebounds against San Diego State (Jan. 14)... Had a career-high seven assists against UC Irvine... Averaged 3.8 points and 1.7 rebounds per game... Shot 33.3 percent (47-of-141) from the floor, 26.5 percent (22-of-83) from the 3-point line and 83.3 percent (5-of-6) from the free throw line... Earned academic all-Mountain West honors and was a Mountain West Scholar-Athlete... Was also a Joe E. and Elma Whitesides Scholar-Athlete Award recipient.

HIGH SCHOOL: Was a four-year letterwinner at Campbell County High School in Gillette, Wyo... Helped the team to back-to-back Wyoming 4A state titles her junior and senior years... Averaged 15.4 points, 3.9 rebounds, 4.7 assists and 4.0 steals per game her senior year... Earned all-conference honors each year of her career... Earned all-state accolades as a junior and senior... Was named the Wyoming co-Player of the Year her junior year... Named the *USA Today* Wyoming Player of the Year as a junior, while being named to the all-USA Team as a senior... Played club basketball for the Colorado Chill... Also lettered in both indoor and outdoor track & field, helping the teams to two state titles.

PERSONAL: Daughter of Jerry and Sonja Geer... Has one younger sister... Majoring in health education and promotion.

GEER'S 2016-17 GAME-BY-GAME STATISTICS

Opponent	MIN	FG	3FG	FT	O-D-T	PF	A	TO	B	S	TP
Westminster	19	2-5	1-2	0-0	1-0-1	1	2	2	0	2	5
Montana State	12	3-3	1-1	0-0	1-1-2	1	1	2	0	0	1
UC Irvine	20	4-6	1-3	0-0	0-1-1	1	7	2	0	4	9
Southern Utah	20	2-7	0-4	2-2	3-1-4	1	2	3	0	2	6
vs. Incarnate Word	^ 20	2-6	0-1	0-0	0-4-4	0	1	1	0	0	4
at Montana	^ 26	3-10	3-8	0-0	2-2-4	1	2	0	1	1	9
Idaho State	^ 20	2-6	1-3	1-2	1-0-1	0	0	2	0	1	6
at Utah	^ 20	2-7	1-5	0-0	0-3-3	2	1	1	0	0	5
Utah Valley	^ 27	3-8	1-6	2-2	0-3-3	1	3	3	0	1	9
BYU	^ 23	0-6	0-4	0-0	1-2-3	2	3	2	0	0	0
at Arizona	^ 19	1-5	1-5	0-0	2-0-2	0	2	2	0	1	3
at Boise State*	^ 23	3-4	1-2	0-0	0-2-2	1	0	3	0	0	7
Air Force*	^ 24	1-3	0-1	0-0	0-1-1	1	0	2	0	1	2
at New Mexico*	^ 17	3-6	2-4	0-0	0-0-0	2	3	0	0	1	8
at UNLV*	^ 39	3-10	2-5	0-0	0-2-2	0	3	3	0	2	8
Wyoming*	^ 18	0-4	0-4	0-0	0-1-1	1	2	3	0	0	0
San Diego State*	^ 25	3-8	0-3	0-0	1-6-7	0	2	1	0	0	6
at Colorado State*	^ 20	2-5	2-5	0-0	0-1-1	0	0	2	0	1	6
New Mexico*	6	0-0	0-0	0-0	0-1-1	1	0	1	0	0	0
at Fresno State*	16	1-4	1-3	0-0	0-0-0	0	0	0	0	0	3
at Nevada*	16	1-3	0-0	0-0	0-1-1	1	0	0	0	0	2
Boise State*	12	1-2	0-1	0-0	0-2-2	0	0	1	0	0	2
Colorado State*	2	0-0	0-0	0-0	0-1-1	0	1	0	0	0	0
at Wyoming*	9	0-3	0-2	0-0	1-0-1	1	0	1	0	0	0
at San Diego State*	9	1-2	1-1	0-0	0-0-0	0	0	0	0	2	3
Nevada*	7	1-4	1-2	0-0	0-1-1	0	0	1	0	0	3
San José State*	19	2-6	2-5	0-0	0-2-2	0	2	0	0	0	6
at Air Force*	11	1-1	0-0	0-0	0-0-0	2	0	1	0	0	2
UNLV*	4	0-0	0-0	0-0	0-1-1	0	0	0	0	0	0
vs. Air Force!	5	0-0	0-0	0-0	0-0-0	1	0	0	0	0	0
vs. UNLV!	11	0-5	0-1	0-0	1-0-1	0	0	2	0	0	0
at Idaho &	17	0-2	0-2	0-0	0-2-2	2	1	2	0	2	0

^ Starter * MW Game ! MW Tournament # WBI game



GET TO KNOW JESSIE

- Favorite Pro Sports Team:**
Pittsburgh Steelers
- Favorite Past Aggie Athlete:**
John Chick
- Toughest Opposing Arena:**
Arena Auditorium (Wyoming)
- Favorite TV Show:**
Friends
- Favorite Movie:**
How the Grinch Stole Christmas
- Gameday Tradition:**
Eat a package of M&Ms
- Favorite Thing About Cache Valley:**
The mountains

CAREER HIGHS

- Points**
9 (3) vs. Utah Valley (12/15/16)
- FG Made**
4 vs. UC Irvine (11/17/16)
- FG Attempted**
10 (2) at UNLV (1/17/17)
- 3PT Made**
3 at Montana (11/27/16)
- 3PT Attempted**
8 at Montana (11/27/16)
- FT Made**
2 (2) vs. Utah Valley (12/15/16)
- FT Attempted**
2 (2) vs. Utah Valley (12/15/16)
- Rebounds**
7 vs. San Diego State (1/14/17)
- Assists**
7 vs. UC Irvine (11/17/16)
- Steals**
4 (2) vs. UC Irvine (11/17/16)
- Blocks**
1 at Montana (11/27/16)
- Minutes**
39 at UNLV (1/7/17)

CAREER STATISTICS

	GP-GS	Min.	Avg.	FG-FGA	Pct.	3FG-FGA	Pct.	FT-FTA	Pct.	Off.	Def.	Total	Avg.	PF	DQ	A	TO	Blk.	Stl.	Pts.	Avg.
2016-17 (Fr.)	32-14	540	16.9	47-141	.333	22-83	.265	5-6	.833	14	41	55	1.7	23	0	37	42	1	27	121	3.8



ELIZA WEST

1

SOPHOMORE | GUARD

5-5 | 1L

Mount Martha, Victoria, Australia
The Peninsula School

RECORDS: Ranks fourth in single-season assists with 146 during the 2016-17 season.

HONORS: Mountain West Freshman of the Year (2017); Mountain West All-Freshman Team (2017); Academic All-Mountain West (2017).

2016-17 (FR): Named the Mountain West Freshman of the Year, and was on the league's all-freshman team... Played in and started 31 games on the year... Averaged 32.7 minutes per game, playing a season-high 45 minutes at UNLV (Jan. 7)... Tallied a team-high 146 assists, which ranks fourth in a single-season in USU history... Had a career-high nine assists against Boise State (Feb. 4)... Recorded at least five assists in 14 games... Scored a career-best 18 points against Montana (Nov. 27)... Had a career-high seven rebounds against San José State (Feb. 22)... Had multiple steals in 16 games, including a career-best six at Nevada (Feb. 1)... Scored in double figures 11 times... Led the team with 55 steals, recording a season-high six at Nevada (Feb. 1)... Averaged 7.6 points, 3.5 rebounds and 4.7 assists per game... Averaged 33.7 minutes per game... Shot 35.7 percent (84-of-235) from the field, 33.0 percent (17-of-51) from the 3-point line and 72.9 percent (51-of-70) from the free throw line... Earned academic all-Mountain West honors and was a Joe E. and Elma Whitesides Scholar-Athlete Award recipient.

HIGH SCHOOL: Attended The Peninsula School in Mount Eliza, Victoria, Australia... Played club basketball for the Southern Peninsula Sharks... Was named the MVP of the 2014 National Junior Classic Championship game... Was also named the team and league MVP that season... Represented Victoria in the national championship game three-straight years... Averaged 9.6 points, 4.4 rebounds and 4.4 assists per game as a senior, while shooting 44.3 percent from the field... Also played touch rugby, leading her team to the 2016 National Touch League championship.

PERSONAL: Daughter of Jeremy and Charlotte West... Youngest of three children... Majoring in biology.

WEST'S 2016-17 GAME-BY-GAME STATISTICS

Opponent	MIN	FG	3FG	FT	O-D-T	PF	A	TO	B	S	TP
Westminster	^ 26	4-11	1-3	1-2	0-6-6	3	3	2	0	4	10
Montana State	^ 33	3-8	0-1	2-4	1-2-3	2	3	6	0	2	8
UC Irvine	^ 28	1-9	0-3	0-0	1-3-4	1	5	0	0	4	2
Southern Utah	^ 29	4-7	3-3	0-0	0-2-2	2	4	2	1	2	11
vs. Incarnate Word	^ 20	0-3	0-0	6-6	0-3-3	1	4	0	0	3	6
at Montana	^ 35	8-14	2-5	0-0	0-3-3	2	3	0	0	2	18
Idaho State	^ 29	1-3	0-1	0-2	0-1-1	1	7	4	0	0	2
at Utah	^ 38	4-9	0-2	1-2	0-2-2	1	4	8	0	2	9
Utah Valley	^ 32	1-7	0-3	4-5	1-3-4	3	3	5	0	5	6
BYU	^ 31	0-4	0-1	0-0	1-5-6	1	3	5	1	1	0
at Arizona	^ 36	1-7	0-1	0-0	2-3-5	2	4	4	0	1	2
at Boise State *	^ 34	4-9	1-2	5-7	2-2-4	3	5	6	0	0	14
Air Force *	^ 37	1-12	0-0	1-2	2-2-4	4	5	4	0	1	3
at New Mexico *	^ 38	3-5	0-0	0-0	2-3-5	3	6	6	0	2	6
at UNLV *	^ 45	5-9	1-2	2-2	1-4-5	4	3	8	0	2	13
Wyoming *	^ 23	1-8	0-1	0-0	2-3-5	1	3	0	1	0	2
San Diego State *	^ 32	1-4	0-0	0-0	0-2-2	3	6	5	0	0	2
at Colorado State *	^ 34	5-9	1-3	1-1	2-4-6	1	4	3	0	0	12
New Mexico *	^ 35	2-7	1-3	2-2	0-3-3	1	5	2	0	1	7
at Fresno State *	^ 38	3-10	1-2	0-0	3-2-5	4	4	3	0	3	7
at Nevada *	^ 37	5-9	1-1	5-6	1-2-3	3	8	5	0	6	16
Boise State *	^ 37	4-7	1-1	0-1	0-4-4	2	9	8	0	3	9
Colorado State *	^ 40	5-12	2-5	4-4	0-2-2	1	4	3	1	1	16
at Wyoming *	^ 34	1-6	0-1	1-2	0-1-1	1	2	0	0	0	3
at San Diego State *	^ 37	2-8	1-1	2-2	1-2-3	3	6	2	0	1	7
Nevada *	^ 34	2-8	1-3	7-8	2-2-4	2	5	3	0	3	12
San José State *	^ 36	2-6	0-1	1-2	0-7-7	4	7	0	0	0	5
at Air Force *	^ 33	3-7	0-0	5-8	1-1-2	4	8	4	0	3	11
UNLV *	^ 37	6-10	0-1	1-2	0-1-1	0	7	10	0	2	13
vs. Air Force !	^ 25	1-6	0-1	0-0	0-3-3	2	3	2	0	1	2
vs. UNLV !	^ 10	1-1	0-0	0-0	0-0-0	1	3	6	0	0	2
at Idaho &											DNP

^ Starter * MW Game ! MW Tournament # WBI game



GET TO KNOW ELIZA

Favorite Place on Campus:

The Spectrum

Favorite Pro Sports Team:

Richmond Tigers (Australian football)

Toughest Opposing Arena:

Arena Auditorium (Wyoming)

Favorite Former Aggie Athlete:

Jay Brown

Place I Want to Travel Most:

Italy

Favorite Junk Food:

Dark chocolate

Favorite Place to Eat in Logan:

Mo'Bettah's

CAREER HIGHS

Points

18 at Montana (11/27/16)

FG Made

8 at Montana (11/27/16)

FG Attempted

14 at Montana (11/27/16)

3PT Made

2 (2) vs. Colorado State (2/8/17)

3PT Attempted

5 (2) vs. Colorado State (2/8/17)

FT Made

7 vs. Nevada (2/18/17)

FT Attempted

8 (2) at Air Force (2/25/17)

Rebounds

7 vs. San José State (2/22/17)

Assists

9 vs. Boise State (2/4/17)

Steals

6 at Nevada (2/1/17)

Blocks

1 (4) vs. Colorado State (2/8/17)

Minutes

45 at UNLV (1/7/17)

CAREER STATISTICS

	GP-GS	Min.	Avg.	FG-FGA	Pct.	3FG-FGA	Pct.	FT-FTA	Pct.	Off.	Def.	Total	Avg.	PF	DQ	A	TO	Blk.	Stl.	Pts.	Avg.
2016-17 (Fr.)	31-31	1,013	32.7	84-235	.357	17-51	.311	51-70	.729	25	83	108	3.5	66	0	146	116	4	55	236	7.6

RETURNER BIOS



OLIVIA WEST

2

SOPHOMORE | GUARD

5-6 | 1L

Launceston, Tasmania, Australia
Templestowe College

RECORDS: Is tied for second in single-season games played with 32 appearances as a freshman.

HONORS: Academic All-Mountain West (2017); Mountain West Scholar-Athlete (2017).

2016-17 (FR): Played in all 32 games... Her 32 appearances tie for second on the single-season games played list... Averaged 15.5 minutes per game, including a season-high 31 against BYU (Dec. 17)... Scored in double-figures six times during the year, recording a career-best 19 points at New Mexico (Jan. 4)... Recorded a career-high five assists at Idaho (March 15)... Also had a career-high seven rebounds against the Vandals... Averaged 5.1 points and 1.2 rebounds per game... Shot 34.8 percent (55-of-158) from the field, including 32.9 percent (26-of-79) from the 3-point line, and was 74.3 percent (26-of-35) from the free throw line... Earned academic all-Mountain West honors and was a Mountain West Scholar-Athlete... Was also a Joe E. and Elma Whitesides Scholar-Athlete Award recipient.

HIGH SCHOOL: Attended Templestowe College in Victoria, Australia... Played club basketball for the Diamond Valley Eagles... Also played on an all-star team that won the Australia U20 national championship in 2014... Averaged 13.6 points and 2.1 assists per game, while shooting 39.0 percent from the field and 35.0 percent from the 3-point line during the U20 national tournament.

PERSONAL: Daughter of Christopher and Linda West... Youngest of five children... Majoring in dietetics.

WEST'S 2016-17 GAME-BY-GAME STATISTICS

Opponent	MIN	FG	3FG	FT	O-D-T	PF	A	TO	B	S	TP
Westminster	16	4-8	1-2	0-0	2-2-4	4	4	0	0	2	9
Montana State	6	0-1	0-0	1-2	0-0-0	1	1	2	0	0	1
UC Irvine	11	2-5	2-3	0-0	0-0-0	1	2	4	0	2	6
Southern Utah	23	2-8	1-5	0-0	0-2-2	4	1	0	0	1	5
vs. Incarnate Word	22	5-7	1-3	3-4	0-1-1	4	3	3	0	1	14
at Montana	18	3-4	1-2	0-0	0-0-0	0	4	1	0	0	7
Idaho State	18	5-11	4-5	1-2	2-0-2	2	0	1	0	3	15
at Utah	25	0-6	0-1	0-0	0-0-0	4	0	0	0	0	0
Utah Valley	9	0-3	0-1	0-0	0-2-2	5	0	3	0	0	0
BYU	31	0-4	0-1	0-0	1-5-6	1	3	5	1	1	0
at Arizona	9	0-1	0-1	0-0	0-0-0	2	0	0	0	0	0
at Boise State *	10	1-1	0-0	1-2	0-0-0	5	1	2	0	0	3
Air Force *	22	3-3	2-2	4-4	0-0-0	2	3	1	0	0	12
at New Mexico *	23	6-10	5-8	2-4	0-0-0	1	2	1	0	0	19
at UNLV *	17	1-7	1-3	0-0	0-2-2	0	3	1	0	0	3
Wyoming *	19	4-4	1-1	0-0	0-0-0	0	1	3	0	0	9
San Diego State *	16	0-3	0-0	0-0	0-1-1	3	1	3	0	0	0
at Colorado State *	10	0-5	0-4	0-0	0-2-2	0	0	1	0	0	0
New Mexico *	6	0-2	0-0	2-2	1-0-1	0	0	0	0	0	2
at Fresno State *	5	0-1	0-0	0-0	0-1-1	0	0	1	0	0	0
at Nevada *	10	0-1	0-1	0-0	0-0-0	2	3	2	0	0	0
Boise State *	21	2-9	1-6	3-3	1-1-2	1	1	5	0	0	8
Colorado State *	20	4-13	2-7	3-4	0-3-3	1	0	0	0	0	13
at Wyoming *	17	0-4	0-2	0-0	0-0-0	1	0	0	0	0	0
at San Diego State *	9	0-2	0-2	0-0	0-1-1	0	1	0	0	0	0
Nevada *	14	0-0	0-0	0-0	0-1-1	1	1	0	0	0	0
San José State *	15	0-3	0-2	4-4	0-1-1	2	1	2	0	1	4
at Air Force *	12	0-0	0-0	0-0	0-1-1	1	2	0	0	0	0
UNLV *	6	1-2	1-2	2-2	0-2-2	0	0	1	0	0	5
vs. Air Force !	21	4-9	0-3	0-0	0-1-1	3	1	0	0	0	8
vs. UNLV !	27	2-7	0-3	0-0	0-0-0	1	1	3	0	0	4
at Idaho &	27	6-15	3-9	0-2	2-5-7	4	5	1	0	1	15

^ Starter * MW Game ! MW Tournament # WBI game



GET TO KNOW OLIVIA

Favorite Place on Campus:

The Spectrum

Favorite Former Aggie Athlete:

Victoria Saucedo

Toughest Opposing Arena:

Arena Auditorium (Wyoming)

Favorite Professional Athlete:

Maya Moore

Favorite Place to Eat in Logan:

Mo'Bettah's

Favorite Junk Food:

Chocolate

I Wear My Number Because:

I like single digits

CAREER HIGHS

Points

19 at New Mexico (1/4/17)

FG Made

6 (2) at Idaho (3/15/17)

FG Attempted

15 at Idaho (3/15/17)

3PT Made

5 at New Mexico (1/4/17)

3PT Attempted

9 at Idaho (3/15/17)

FT Made

4 (2) vs. San José State (2/22/17)

FT Attempted

4 (5) vs. San José State (2/22/17)

Rebounds

7 at Idaho (3/15/17)

Assists

5 at Idaho (3/15/17)

Steals

3 vs. Idaho State (12/1/16)

Blocks

NA

Minutes

31 vs. BYU (12/17/16)

CAREER STATISTICS

	GP-GS	Min.	Avg.	FG-FGA	Pct.	3FG-FGA	Pct.	FT-FTA	Pct.	Off.	Def.	Total	Avg.	PF	DQ	A	TO	Blk.	Stl.	Pts.	Avg.
2016-17 (Fr.)	32-0	496	15.5	55-158	.348	26-79	.329	26-35	.743	8	29	37	1.2	57	2	43	41	0	11	162	5.1



LAURA DAULTON

15

Freshman | Center | 6-2 | HS
Spring, Texas
Oak Ridge High School

HIGH SCHOOL: Was a four-year letterwinner at Oak Ridge High School in Spring, Texas... Averaged 13 points and 10 rebounds per game her senior season... Was a four-time all-state selection, earning first-team honors as a junior and senior, second-team honors as a sophomore and honorable mention accolades as a freshman... Also earned first-team all-district honors all four years of her prep career... Helped her team to the district championship her senior year... Played club basketball for DFW Elite... Also played volleyball and ran track in high school.

PERSONAL: Daughter of Charlie and Gretchen Daulton... Has one younger sister... Majoring in economics and political science.



GET TO KNOW LAURA

Favorite Pro Sports Team:
 Houston Rockets, Houston Texans

On Roadtrips | Always Pack:
 My basketball blanket

Favorite Movie:
 Lion King



TAYLOR FRANSON

41

Freshman | Forward | 6-1 | HS
American Fork, Utah
American Fork HS

HIGH SCHOOL: Was a four-year letterwinner at American Fork (Utah) High School... Averaged 10.0 points and 7.4 rebounds per game as a senior... Helped the Cavemen to the Utah 5A state championship in 2014 and 2017... Team also advanced to the semifinals of the state tournament her sophomore and junior years... Earned second-team all-state honors her senior year, and honorable mention accolades as a sophomore and junior... Also earned all-region honors each year of her career.

PERSONAL: Daughter of Eric and Jenny Franson... Her father played basketball at Utah State (1991, 1993-95), and her mother ran track for the Aggies (1994-96)... Has one younger brother... Is undeclared on a college major.



GET TO KNOW TAYLOR

Favorite Former Aggie Athlete:
 My dad, Eric Franson

Favorite Place on Campus:
 The Marketplace

Favorite TV Show:
 Criminal Minds



EMMIE HARRIS

32

Freshman | Guard | 5-10 | HS
Danville, Ky.
Boyle County High School

HIGH SCHOOL: Was a four-year letterwinner at Boyle County High School in Danville, Ky... Ended her career as the team's all-time leading scorer with 2,525 points... Averaged 26.3 points and 4.3 rebounds per game, while shooting 47.6 percent from the floor as a senior... Was the team's leading scorer for three-straight seasons... Was named the KABC Region Player of the Year in 2017... Earned first-team all-region honors as a junior and senior, and second-team all-state accolades as a senior... Received the Wendy's High School Heisman award for the state of Kentucky... Was a Miss Kentucky Basketball nominee... Played in the Kentucky East/West and Kentucky/Ohio all-star games... Also ran track and played soccer in high school... Earned state titles in the 100m and 300m hurdles, 4x400m and 4x800m races... Earned first-team all-state honors for soccer.

PERSONAL: Daughter of Jim and Melanie Harris... Has one older sister... Majoring in biology.



GET TO KNOW EMMIE

Favorite Pro Sports Team:
 Boston Celtics

Place I Want to Travel Most:
 All 50 states

Favorite Place to Eat in Logan:
 Herm's



The Team

Front Row (L-R): James Vaterlaus (manager), Jessica Achatz (athletic trainer), Kelsie Kruger (assistant coach), JC Carter (assistant coach), Jerry Finkbeiner (head coach), Ben Finkbeiner (assistant coach), Stephanie Gonzales (director of basketball operations), David Land (strength coach), Andi Decker (manager)

Back Row (L-R): Eliza West, Olivia West, Lindsey West, Emmie Harris, Rachel Brewster, Hailey Bassett, Laura Daulton, Deja Mason, Shannon Dufficy, Taylor Franson, Lizzy Klinker (no longer with the team), Jessie Geer, Victoria Price



The Freshmen

L-R: Emmie Harris, Laura Daulton, Taylor Franson



The Sophomores

Front L-R: Jessie Geer, Eliza West, Olivia West
Back L-R: Hailey Bassett, Shannon Dufficy


Front L-R: Hailey Bassett, Eliza West, Shannon Dufficy
Back L-R: Jessie Geer, Olivia West

MEET THE AGGIES



The Juniors

Front L-R: Lindsey Jensen, Victoria Price (RS sophomores)
Back L-R: Rachel Brewster, Deja Mason, Lizzy Klinker (no longer with the team)



Front: Rachel Brewster
Middle L-R: Lizzy Klinker, Deja Mason
Back L-R: Lindsey Jensen, Victoria Price



The Staff

L-R: JC Carter, Kelsie Kruger, Jerry Finkbeiner, Ben Finkbeiner



AGGIE OPPONENTS

2017-18 NON-CONFERENCE OPPONENTS



WESTMINSTER

Nov. 4, 2017 • 2 p.m. (MT)
Dee Glen Smith Spectrum
Logan, Utah

General Information:

Location Salt Lake City, Utah
Founded 1875
Enrollment 3,108
Colors Purple and Gold
Nickname Griffins
Conference Rocky Mountain (Division II)
Arena Behnken Field House (1,200)
President Steve Morgan
Athletics Director Shay Wyatt

Coaching Staff:

Head Coach Shelley Jarrard
Alma Mater Vanderbilt, 1993
School Record (yrs) 127-48 (6)
Career Record (yrs) Same
Assistant Coaches Jenteal Jackson, Alli Blake

Team Information:

2016-17 Record 11-15
Conference Record/Finish 9-13 / T-9th
Postseason NA
Starters (R/L) 3/2
Letterwinners (R/L) 4/5
Newcomers 6
Series vs. USU Utah State leads, 3-0

Sports Information:

Basketball SID TBA
Office Phone (801) 832-2890
Cell Phone TBA
Email TBA
Website westminstergriffins.com



UC IRVINE

Nov. 10, 2017 • 8 p.m.
Bren Events Center
Irvine, Calif.

General Information:

Location Irvine, Calif.
Founded 1965
Enrollment 30,000
Colors Blue and Gold
Nickname Anteaters
Conference Big West
Arena Bren Events Center (5,000)
Chancellor Howard Gillman
Athletics Director Michael Izzi

Coaching Staff:

Head Coach Tamara Inoue
Alma Mater Long Beach State, 2002
School Record (yrs) 5-26 (1)
Career Record (yrs) Same
Assistant Coaches Cacia Russell-Nava,
Jualeah Woods, Justin Wilson

Team Information:

2016-17 Record 5-26
Conference Record/Finish 3-13 / 8th
Postseason Big West Tournament - First Round
Starters (R/L) 3/2
Letterwinners (R/L) 5/6
Newcomers 5
Series vs. USU UC Irvine leads, 7-4

Sports Information:

Basketball SID Andrea Ohta
Office Phone (949) 824-9474
Cell Phone (949) 648-4544
Email aohta@uci.edu
Website ucirvinesports.com



DIXIE STATE

Nov. 14, 2017 • Noon (MT)
Dee Glen Smith Spectrum
Logan, Utah

General Information:

Location St. George, Utah
Founded 1911
Enrollment 8,993
Colors Red, Navy Blue and White
Nickname Trailblazers
Conference Pacific West (Division II)
Arena Burns Arena (4,779)
President Richard B. Williams
Athletics Director Jason Boothe

Coaching Staff:

Head Coach JD Gustin
Alma Mater Montana Western, 2000
School Record (yrs) 5-21 (1)
Career Record (yrs) Same
Assistant Coaches Nicole Yazzie, Deb Bennett

Team Information:

2016-17 Record 5-21
Conference Record/Finish 5-15 / 11th
Postseason NA
Starters (R/L) 4/1
Letterwinners (R/L) 5/8
Newcomers 7
Series vs. USU Dixie State leads, 1-0

Sports Information:

Basketball SID Keric Seegmiller
Office Phone (435) 879-4288
Cell Phone (435) 668-6978
Email keric.seegmiller@dixie.edu
Website dixiestateathletics.com



ARIZONA

Nov. 17, 2017 • 7 p.m. (MT)
Dee Glen Smith Spectrum
Logan, Utah

General Information:

Location Tucson, Ariz.
Founded 1885
Enrollment 43,500
Colors Cardinal Red and Navy Blue
Nickname Wildcats
Conference Pac-12
Arena McKale Center (14,655)
President Robert C. Robbins
Athletics Director Dave Heeke

Coaching Staff:

Head Coach Adia Barnes
Alma Mater Arizona, '98
School Record (yrs) 14-16 (1)
Career Record (yrs) Same
Assistant Coaches Sunny Smallwood,
Salvo Coppa, Morgan Valley

Team Information:

2016-17 Record 14-16
Conference Record/Finish 5-13 / T-9th
Postseason Pac-12 Tournament - First Round
Starters (R/L) 2/3
Letterwinners (R/L) 3/9
Newcomers 10
Series vs. USU Utah State leads, 8-5

Sports Information:

Basketball SID Adam Gonzales
Office Phone (520) 626-9395
Cell Phone (520) 591-6239
Email adamgonzales@email.arizona.edu
Website arizonawildcats.com



SOUTHERN UTAH

Nov. 21, 2017 • 5 p.m. (MT)
America First Events Center
Cedar City, Utah

General Information:

Location Cedar City, Utah
Founded 1897
Enrollment 8,881
Colors Red, White and Black
Nickname Thunderbirds
Conference Big Sky
Arena America First Events Center (5,300)
President Scott L. Wyatt
Interim Athletics Director Debbie Corum

Coaching Staff:

Head Coach Chris Boettcher
Alma Mater BYU, '94
School Record (yrs) 24-57 (2)
Career Record (yrs) Same
Assistant Coaches Dionisio Gomez, Robert Yonce

Team Information:

2016-17 Record 7-23
Conference Record/Finish 2-17 / 12th
Postseason Big Sky Tournament - First Round
Starters (R/L) 3/2
Letterwinners (R/L) 5/6
Newcomers 4
Series vs. USU Utah State leads, 5-3

Sports Information:

Basketball SID Makenzie Companion
Office Phone (435) 865-8229
Cell Phone (425) 308-6249
Email makenziecompanion@suu.edu
Website suutbirds.com



IDAHO STATE

Nov. 27, 2017 • 7 p.m. (MT)
Reed Gym
Pocatello, Idaho

General Information:

Location Pocatello, Idaho
Founded 1901
Enrollment 14,489
Colors Orange and Black
Nickname Bengals
Conference Big Sky
Arena Reed Gym (3,040)
President Arthur C. Vailas
Athletics Director Jeff Tingey

Coaching Staff:

Head Coach Seton Sobolewski
Alma Mater Northern Arizona, 2001
School Record (yrs) 150-131 (9)
Career Record (yrs) Same
Assistant Coaches Michael Trujillo,
Ryan Johnson, Bryanna Mueller

Team Information:

2016-17 Record 19-14
Conference Record/Finish 10-8 / 6th
Postseason Big Sky Tournament - Finals
Starters (R/L) 2/3
Letterwinners (R/L) 5/5
Newcomers 9
Series vs. USU Idaho State leads, 16-15

Sports Information:

Basketball SID Jenna Larson
Office Phone (208) 282-3651
Cell Phone (208) 479-4910
Email galljen2@isu.edu
Website isubengals.com

2017-18 NON-CONFERENCE OPPONENTS



MONTANA STATE

Dec. 1, 2017 • 9 p.m. (MT)
War Memorial Gym
Maui, Hawaii

General Information:

Location Bozeman, Mont.
Founded 1893
Enrollment 15,550
Colors Blue and Gold
Nickname Bobcats
Conference Big Sky
Arena Brick Breeden Fieldhouse (7,250)
President Waded Cruzado
Athletics Director Leon Costello

Coaching Staff:

Head Coach Tricia Binford
Alma Mater Boise State, 1995
School Record (yrs) 196-166 (12)
Career Record (yrs) Same
Assistant Coaches Nate Harris,
Katie Burrows Mobley, Julian Assibey

Team Information:

2016-17 Record 25-7
Conference Record/Finish 15-3 / 1st
Postseason NCAA Tournament - First Round
Starters (R/L) 3/2
Letterwinners (R/L) 6/4
Newcomers 5
Series vs. USU Montana State leads, 10-3

Sports Information:

Basketball SID Tom Schulz
Office Phone (406) 994-5130
Cell Phone (406) 580-6786
Email tschulz@msubobcats.com
Website msubobcats.com



OREGON STATE

Dec. 2, 2017 • 11 p.m. (MT)
War Memorial Gym
Maui, Hawaii

General Information:

Location Corvallis, Ore.
Founded 1868
Enrollment 31,303
Colors Orange and Black
Nickname Beavers
Conference Pac-12
Arena Gill Coliseum (9,604)
President Edward J. Ray
Athletics Director Scott Barnes

Coaching Staff:

Head Coach Scott Rueck
Alma Mater Oregon State, 1991
School Record (yrs) 153-80 (7)
Career Record (yrs) 441-168 (20)
Assistant Coaches Jonas Chatterton,
Brian Holsinger, Katie Baker

Team Information:

2016-17 Record 31-5
Conference Record/Finish 16-2 / 1st
Postseason NCAA Tournament - Sweet 16
Starters (R/L) 2/3
Letterwinners (R/L) 6/4
Newcomers 3
Series vs. USU Oregon State leads, 3-1

Sports Information:

Basketball SID Trevor Cramer
Office Phone (541) 737-3720
Cell Phone @@
Email trevor.cramer@oregonstate.edu
Website osubeavers.com



BYU

Dec. 6, 2017 • 4 p.m. (MT)
Marriott Center
Provo, Utah

General Information:

Location Provo, Utah
Founded 1875
Enrollment 29,672
Colors Blue and White
Nickname Cougars
Conference West Coast
Arena Marriott Center (20,900)
President Kevin J. Worthen
Athletics Director Tom Holmoe

Coaching Staff:

Head Coach Jeff Judkins
Alma Mater Utah, '78
School Record (yrs) 351-162 (16)
Career Record (yrs) Same
Assistant Coaches Dan Nielson,
Ray Stewart, Ashley Garfield

Team Information:

2016-17 Record 20-12
Conference Record/Finish 13-5 / 2nd
Postseason WNIT - First Round
Starters (R/L) 2/3
Letterwinners (R/L) 6/2
Newcomers 8
Series vs. USU BYU leads, 35-3

Sports Information:

Basketball SID Norma Collett
Office Phone (801) 422-4908
Cell Phone (801) 372-0989
Email norma_collett@byu.edu
Website byucougars.com



UTAH VALLEY

Dec. 9, 2017 • 3 p.m. (MT)
Lockhart Arena
Orem, Utah

General Information:

Location Orem, Utah
Founded 1941
Enrollment 37,303
Colors Green and White
Nickname Wolverines
Conference Western Athletic (WAC)
Arena UCCU Center (8,500)
President Matthew S. Holland
Athletics Director Vince Otoupal

Coaching Staff:

Head Coach Cathy Nixon
Alma Mater BYU, 1989
School Record (yrs) 355-310 (22)
Career Record (yrs) Same
Assistant Coaches Anthony Turner,
Adam Wardenburg, Aubree Henrie

Team Information:

2016-17 Record 9-22
Conference Record/Finish 3-11 / 7th
Postseason WAC Tournament - Semifinals
Starters (R/L) 5/0
Letterwinners (R/L) 8/4
Newcomers 6
Series vs. USU Utah State leads, 8-4

Sports Information:

Basketball SID Tim Castaneda
Office Phone (801) 863-5452
Cell Phone (530) 605-7176
Email tim.castaneda@uvu.edu
Website gouvu.com



DENVER

Dec. 16, 2017 • 2 p.m. (MT)
Dee Glen Smith Spectrum
Logan, Utah

General Information:

Location Denver, Colo.
Founded 1864
Enrollment 11,614
Colors Crimson and Gold
Nickname Pioneers
Conference Summit League
Arena Magness Arena (7,200)
Chancellor Rebecca Chopp
Athletics Director Ron Grahame

Coaching Staff:

Head Coach Jim Turgeon
Alma Mater Washburn, @
School Record (yrs) First season
Career Record (yrs) 369-172 (17)
Assistant Coaches Kayla Ard,
Terra Moyers, Tommie Johnson

Team Information:

2016-17 Record 6-24
Conference Record/Finish 3-13 / 8th
Postseason Summit League Tournament - First Round
Starters (R/L) 3/2
Letterwinners (R/L) 10/2
Newcomers 5
Series vs. USU Utah State leads, 3-0

Sports Information:

Basketball SID Evan House
Office Phone (303) 871-7555
Cell Phone @@
Email evan.house@du.edu
Website denverpioneers.com



UTAH

Dec. 18, 2017 • 7 p.m. (MT)
Dee Glen Smith Spectrum
Logan, Utah

General Information:

Location Salt Lake City, Utah
Founded 1850
Enrollment 31,673
Colors Crimson and White
Nickname Utes
Conference Pac-12
Arena Jon M. Huntsman Center (15,000)
President David W. Pershing
Athletics Director Chris Hill

Coaching Staff:

Head Coach Lynne Roberts
Alma Mater Seattle Pacific, 1997
School Record (yrs) 34-30 (2)
Career Record (yrs) 255-205 (15)
Assistant Coaches Gavin Petersen,
Danyelle Snelgro, Joanna Reitz

Team Information:

2016-17 Record 16-15
Conference Record/Finish 5-13 / T-9th
Postseason WNIT - First Round
Starters (R/L) 3/2
Letterwinners (R/L) 8/3
Newcomers 6
Series vs. USU Utah leads, 32-4

Sports Information:

Basketball SID Jordie Lindley
Office Phone (801) 581-8997
Cell Phone (801) 581-4358
Email jlindley@huntsman.utah.edu
Website utahutes.com

2017-18 MOUNTAIN WEST OPPONENTS



SAN JOSÉ STATE

Dec. 28, 2017 • 8 p.m. (MT)
The Event Center
San Jose, Calif.

Feb. 27, 2018 • 7 p.m. (MT)
Dee Glen Smith Spectrum
Logan, Utah

General Information:

Location San Jose, Calif.
Founded 1857
Enrollment 32,471
Colors Gold, White and Blue
Nickname Spartans
Conference Mountain West
Arena The Event Center (5,000)
President Mary Papazian
Athletics Director Marie Tuite

Coaching Staff:

Head Coach Jamie Craighead
Alma Mater Oregon, 2002
School Record (yrs) 50-74 (4)
Overall Record (yrs) 90-144 (8)
Assistant Coaches Dan Muscatell, Jourdan Willard, Alle Moreno

Team Information:

2016-17 Record 11-21
Conference Record/Finish 7-11 / 8th
Postseason Mountain West Championships - Quarterfinals
Starters (R/L) 1/4
Letterwinners (R/L) 7/4
Newcomers 7
Series vs. USU Utah State leads, 16-9

Returning Starters:

Myzhaniue Ladd, Sr., G 8.4 ppg, 6.3 rpg

Sports Information:

Basketball SID Richard Stern
Office Phone (408) 924-1208
Cell Phone (408) 318-8111
Email richard.stern@sjsu.edu
Website sjsuspartans.com



Jamie Craighead
Head Coach



Myzhaniue Ladd
Senior Guard



SAN DIEGO STATE

Dec. 30, 2017 • 2 p.m. (MT)
Dee Glen Smith Spectrum
Logan, Utah

General Information:

Location San Diego, Calif.
Founded 1897
Enrollment 33,726
Colors Scarlet and Black
Nickname Aztecs
Conference Mountain West
Arena Steve Fisher Court at Viejas Arena (12,414)
President Sally Roush
Athletics Director John David Wicker

Coaching Staff:

Head Coach Stacie Terry
Alma Mater UT Arlington, 1998
School Record (yrs) 48-74 (4)
Career Record (yrs) Same
Assistant Coaches Jesse Clark, Ciara Carl, Nick Grant

Team Information:

2016-17 Record 11-19
Conference Record/Finish 6-12 / 9th
Postseason Mountain West Championships - First Round
Starters (R/L) 4/2
Letterwinners (R/L) 9/2
Newcomers 6
Series vs. USU San Diego State leads, 4-5

Returning Starters:

McKynzie Fort, Sr., G 14.3 ppg, 4.1 rpg
Geena Gomez, Sr., G 6.8 ppg, 3.2 rpg
Lexy Thorderson, Sr., G 9.5 ppg, 2.8 rpg

Sports Information:

Basketball SID Jen Heisel
Office Phone (619) 594-5549
Cell Phone (862) 432-5499
Email jheisel@mail.sdsu.edu
Website goaztecs.com



Stacie Terry
Head Coach



McKynzie Fort
Senior Guard

2017-18 MOUNTAIN WEST OPPONENTS

FRESNO STATE



Jan. 3, 2018 • 8 p.m. (MT)
*SaveMart Center
 Fresno, Calif.*

Jan. 27, 2018 • 2 p.m. (MT)
*Dee Glen Smith Spectrum
 Logan, Utah*

General Information:

Location Fresno, Calif.
 Founded 1911
 Enrollment 24,500
 Colors Red and Blue
 Nickname Bulldogs
 Conference Mountain West
 Arena SaveMart Center (15,596)
 President Joseph I. Castro
 Athletics Director Jim Bartko

Coaching Staff:

Head Coach Jamie White
 Alma Mater Southern Utah, 1994
 School Record (yrs) 73-37 (3)
 Career Record (yrs) 179-165 (11)
 Assistant Coaches Mandy Carver, Bobby Ratterree, Shannon Bush

Team Information:

2016-17 Record 18-15
 Conference Record/Finish 8-10 / 7th
 Postseason Mountain West Championships - Finals
 Starters (R/L) 2/3
 Letterwinners (R/L) 6/5
 Newcomers 4
 Series vs. USU Fresno State leads, 20-3

Returning Starters:

Candice White, Jr., G 14.8 ppg, 5.2 rpg
 Tory Jacobs, Jr., G 8.2 ppg, 2.7 rpg

Sports Information:

Basketball SID Josh Mitchell
 Office Phone (559) 278-7301
 Cell Phone (559) 389-1960
 Email jomitchell@csufresno.edu
 Website gobulldogs.com



Jamie White
Head Coach



Candice White
Junior Guard

UNLV



Jan. 6, 2018 • 2 p.m. (MT)
*Dee Glen Smith Spectrum
 Logan, Utah*

March 2, 2018 • 7 p.m. (MT)
*Cox Pavilion
 Las Vegas, Nev.*

General Information:

Location Las Vegas, Nev.
 Founded 1957
 Enrollment 29,500
 Colors Scarlet and Gray
 Nickname Lady Rebels
 Conference Mountain West
 Arena Cox Pavilions (2,500)
 President Len Jessup
 Athletics Director Desiree Reed-Francois

Coaching Staff:

Head Coach Kathy Olivier
 Alma Mater UNLV, 1982
 School Record (yrs) 138-146 (9)
 Career Record (yrs) 370-354 (24)
 Associate Head Coach Caitlin Collier
 Assistant Coaches Mia Bell, Peggy Smith

Team Information:

2016-17 Record 22-11
 Conference Record/Finish 12-6 / T-3rd
 Postseason WNIT - First Round
 Starters (R/L) 4/2
 Letterwinners (R/L) 10/3
 Newcomers 2
 Series vs. USU UNLV leads, 19-4

Returning Starters:

Brooke Johnson, Sr., G 12.2 ppg, 4.5 rpg
 Nikki Wheatley, RS Jr., G 10.3 ppg, 6.3 rpg
 Paris Strawther, Jr., F 8.7 ppg, 6.1 rpg
 Katie Powell, Jr., C 7.5 ppg, 6.8 rpg

Sports Information:

Basketball SID Mark Wasik
 Office Phone (702) 895-3208
 Cell Phone (702) 528-0289
 Email mark.wasik@unlv.edu
 Website unlvrebels.com



Cathy Olivier
Head Coach



Brooke Johnson
Senior Guard

2017-18 MOUNTAIN WEST OPPONENTS

COLORADO STATE



Jan. 10, 2018 • 7 p.m. (MT)
Moby Arena
Fort Collins, Colo.

General Information:

Location Fort Collins, Colo.
Founded 1870
Enrollment 33,198
Colors Green and Gold
Nickname Rams
Conference Mountain West
Arena Moby Arena (8,745)
President Anthony A. Frank
Athletics Director Joe Parker

Coaching Staff:

Head Coach Ryun Williams
Alma Mater South Dakota, 1992
School Record (yrs) 115-46 (5)
Career Record (yrs) 342-197 (18)
Assistant Coaches Tim Moser, Rebecca Alvidrez

Team Information:

2016-17 Record 25-9
Conference Record/Finish 15-3 / 1st
Postseason WNIT - Second Round
Starters (R/L) 3/2
Letterwinners (R/L) 6/3
Newcomers 4
Series vs. USU Colorado State leads, 17-10

Returning Starters:

Hannah Tvrdy, RS Sr., G 8.3 ppg, 4.6 rpg
Stine Austgulen, RS Sr., G 6.3 ppg, 3.2 rpg
Sofie Tryggedsson, Jr., G 6.2 ppg, 2.5 rpg

Sports Information:

Basketball SID Rob Slaman
Office Phone (970) 491-5067
Cell Phone (970) 632-0738
Email robert.slaman@colostate.edu
Website csurams.com



Ryun Williams
Head Coach



Hannah Tvrdy
Redshirt Senior Guard

NEVADA



Jan. 13, 2018 • 2 p.m. (MT)
Dee Glen Smith Spectrum
Logan, Utah

Feb. 17, 2018 • 3 p.m. (MT)
Lawlor Events Center
Reno, Nev.

General Information:

Location Reno, Nev.
Founded 1874
Enrollment 21,353
Colors Navy Blue and Silver
Nickname Wolf Pack
Conference Mountain West
Arena Lawlor Events Center (11,536)
President Marc Johnson
Athletics Director Doug Knuth

Coaching Staff:

Head Coach Amanda Levens
Alma Mater Arizona State, 2002
School Record (yrs) First season
Career Record (yrs) 42-76 (4)
Assistant Coaches Laura Gonsalves, Shannon Gholar, Sybil Dosty

Team Information:

2016-17 Record 11-19
Conference Record/Finish 5-13 / 10th
Postseason Mountain West Championships - First Round
Starters (R/L) 3/2
Letterwinners (R/L) 7/3
Newcomers 2
Series vs. USU Utah State leads, 16-11

Returning Starters:

AJ Cephas, Jr., F 8.2 ppg, 7.5 rpg
T Moe, Sr., G 7.7 ppg, 3.6 rpg
Teige Zeller, Sr., F 5.6 ppg, 5.6 rpg

Sports Information:

Basketball SID Katie Rihn
Office Phone (775) 682-6963
Cell Phone (412) 719-0168
Email krihn@unr.edu
Website nevadawolfpack.com



Amanda Levens
Head Coach



AJ Cephas
Junior Forward

2017-18 MOUNTAIN WEST OPPONENTS

BOISE STATE



Jan. 17, 2018 • 7 p.m. (MT)
Dee Glen Smith Spectrum
Logan, Utah

Feb. 10, 2018 • 2 p.m. (MT)
Taco Bell Arena
Boise, Idaho

General Information:

Location Boise, Idaho
 Founded 1932
 Enrollment 23,886
 Colors Blue and Orange
 Nickname Broncos
 Conference Mountain West
 Arena Taco Bell Arena (12,480)
 President Robert Kustra
 Athletics Director Curt Aspey

Coaching Staff:

Head Coach Gordy Presnell
 Alma Mater Northwest Nazarene, 1983
 School Record (yrs) 220-157 (12)
 Career Record (yrs) 616-284 (30)
 Assistant Coaches Cody Butler, Heather Sower, Cariann Ramirez

Team Information:

2016-17 Record 25-8
 Conference Record/Finish 12-6 / T-3rd
 Postseason NCAA Tournament - First Round
 Starters (R/L) 3/2
 Letterwinners (R/L) 8/4
 Newcomers 3
 Series vs. USU Boise State leads, 23-9

Returning Starters:

Shalen Shaw, Sr., F 10.1 ppg, 7.1 rpg
 Marijke Vanderschaaf, RS Jr., C 10.1 ppg, 6.5 rpg
 Marta Hermida, Jr., G 8.5 ppg, 4.0 rpg

Sports Information:

Basketball SID Aaron Juarez
 Office Phone (208) 426-3438
 Cell Phone (208) 982-0040
 Email aaronjuarez@boisestate.edu
 Website broncosports.com



Gordy Presnell
Head Coach



Shalen Shaw
Senior Forward

WYOMING



Jan. 20, 2018 • 2 p.m. (MT)
Arena Auditorium
Laramie, Wyo.

Feb. 7, 2018 • 7 p.m. (MT)
Dee Glen Smith Spectrum
Logan, Utah

General Information:

Location Laramie, Wyo.
 Founded 1886
 Enrollment 12,600
 Colors Brown and Gold
 Nickname Cowgirls
 Conference Mountain West
 Arena Arena Auditorium (11,612)
 President Laurie Nichols
 Athletics Director Tom Burman

Coaching Staff:

Head Coach Joe Legerski
 Alma Mater Wyoming, 1979
 School Record (yrs) 267-166 (14)
 Career Record (yrs) Same
 Associate Head Coach Gerald Mattinson
 Assistant Coaches Bojan Jankovic, Heather Ezell

Team Information:

2016-17 Record 22-10
 Conference Record/Finish 13-5 / 2nd
 Postseason WNIT - Second Round
 Starters (R/L) 4/1
 Letterwinners (R/L) 12/3
 Newcomers 2
 Series vs. USU Wyoming leads, 18-8

Returning Starters:

Liv Roberts, Sr., G 15.6 ppg, 7.8 rpg
 Natalie Baker, Sr., F 9.7 ppg, 5.7 rpg
 Clara Tapia, Jr., G 6.2 ppg, 2.2 rpg
 Bailee Cotton, Jr., F 5.9 ppg, 4.8 rpg

Sports Information:

Basketball SID Amy Dambro
 Office Phone (307) 766-2269
 Cell Phone (307) 760-1736
 Email montross@uwyo.edu
 Website gowyo.com



Joe Legerski
Head Coach



Liv Roberts
Senior Guard

2017-18 MOUNTAIN WEST OPPONENTS



AIR FORCE

Jan. 24, 2018 • 7 p.m. (MT)
Clune Arena
United States Air Force Academy, Colo.

Feb. 24, 2018 • 2 p.m. (MT)
Dee Glen Smith Spectrum
Logan, Utah

General Information:

Location USAF Academy, Colo.
Founded 1953
Enrollment 4,000
Colors Blue and Silver
Nickname Falcons
Conference Mountain West
Arena Clune Arena (5,843)
Superintendent Lt. Gen. Jay Silveria
Athletics Director Jim Knowlton

Coaching Staff:

Head Coach Chris Gobrecht
Alma Mater USC, 1977
School Record (yrs) 5-53 (2)
Career Record (yrs) 547-527 (37)
Associate Head Coach Stacy McIntyre
Assistant Coaches Erin Mills-Reid, Clare Fitzpatrick,
Rynae Ralsey, Capt. Brooke Cultra

Team Information:

2016-17 Record 4-25
Conference Record/Finish 2-16 / 11th
Postseason Mountain West Championships - First Round
Starters (R/L) 4/2
Letterwinners (R/L) 6/6
Newcomers 10
Series vs. USU Utah State leads, 8-2

Returning Starters:


Dee Bennett, Sr., F 8.1 ppg, 8.2 rpg
Cortney Porter, Sr., G 8.6 ppg, 5.5 rpg
Kassady Huffman, So., F 7.7 ppg, 5.1 rpg
Venessannah Itugbu, Jr., G 2.2 ppg, 3.0 rpg

Sports Information:

Basketball SID Nick Arseniak
Office Phone (719) 333-9251
Cell Phone (719) 510-2684
Email nicholas.arseniak@usafa.edu
Website goairforcefalcons.com



Chris Gobrecht
Head Coach



Cortney Porter
Senior Guard



NEW MEXICO

Jan. 31, 2018 • 2 p.m. (MT)
Dreamstyle Arena
Albuquerque, N.M.

Feb. 14, 2018 • 7 p.m. (MT)
Dee Glen Smith Spectrum
Logan, Utah

General Information:

Location Albuquerque, N.M.
Founded 1889
Enrollment 25,015
Colors Cherry and Silver
Nickname Lobos
Conference Mountain West
Arena Dreamstyle Arena (28,500)
Interim President Chaouki T. Abdullah
Athletics Director Eddie Nuñez

Coaching Staff:

Head Coach Mike Bradbury
Alma Mater Chattanooga, 1994
School Record (yrs) 15-15 (1)
Career Record (yrs) 193-132 (10)
Assistant Coaches Valerie King, Erin Grant, Bill Ferrara

Team Information:

2016-17 Record 15-15
Conference Record/Finish 10-8 / 5th
Postseason Mountain West Championships - Quarterfinals
Starters (R/L) 3/2
Letterwinners (R/L) 5/3
Newcomers 6
Series vs. USU New Mexico leads, 15-6

Returning Starters:

Cherise Beynon, Sr., G 15.8 ppg, 7.5 rpg
Mykiel Burleson, So., G 9.7 ppg, 4.4 rpg
Alex Lapeyrolerie, RS Sr., G 11.4 ppg, 3.0 rpg

Sports Information:

Basketball SID Clayton Jones
Office Phone (505) 925-5521
Cell Phone (575) 318-3013
Email claytonjones@unm.edu
Website golobos.com



Mike Bradbury
Head Coach



Cherise Beynon
Senior Guard

SERIES HISTORY



<u>OPPONENT</u>	<u>TOTAL GAMES</u>	<u>USU WINS</u>	<u>USU LOSSES</u>	<u>FIRST MEETING</u>	<u>LAST MEETING</u>
Air Force	9	8	2	12/4/04	03/06/17
Alaska-Anchorage	6	3	3	02/17/79	12/21/12
American	1	0	1	12/7/03	12/7/03
Arizona	13	8	5	2/22/73	12/21/16
Arizona State	7	4	3	1/23/75	1/28/84
Asbury	1	1	0	1/03/12	1/3/12
Baylor	1	0	1	11/28/14	11/28/14
Black Hills State	1	1	0	11/09/13	11/9/13
Boise State	32	9	23	2/15/75	02/04/17
Bowling Green	1	0	1	12/11/04	12/11/04
BYU	38	3	35	1/8/74	12/17/16
California	1	0	1	11/21/80	11/21/80
Cal Poly	4	3	1	1/10/04	2/3/05
Cal State Fullerton	7	1	6	1/08/77	2/19/05
Cal State Los Angeles	1	0	1	12/20/80	12/20/80
Cal State Northridge	5	4	1	1/17/04	11/30/13
Chico State	1	0	1	12/12/80	12/12/80
Colgate	1	1	0	12/30/06	12/30/06
College of Idaho	1	0	1	12/28/13	12/28/13
Colorado	16	5	11	1/18/75	11/26/05
Colorado Mesa	1	1	0	1/8/87	1/8/87
Colorado State	26	10	17	1/17/75	2/8/17
Creighton	1	0	1	1/4/82	1/04/82
Denver	3	3	0	1/19/12	3/13/13
Dixie State	1	0	1	11/12/10	11/12/10
Eastern Montana	1	0	1	12/8/84	12/8/84
Eastern Washington	4	2	2	11/30/81	12/6/08
Federal City	1	0	1	1974-75	1974-75
Fresno State	23	3	20	1/7/06	1/28/17
Georgia Tech	1	0	1	12/15/86	12/15/86
Hampton	1	0	1	11/29/13	11/29/13
Haskell	1	1	0	12/4/15	12/4/15
Hawai'i	17	9	8	12/19/78	3/1/12
Idaho	26	12	14	2/4/83	3/15/17
Idaho State	31	15	16	12/2/97	12/1/16
Illinois	1	0	1	11/25/05	11/25/05
Incarnate Word	1	1	0	11/25/16	11/25/16
Indiana	1	0	1	2/27/82	2/27/82
Iowa State	1	0	1	12/29/06	12/29/06
IPFW	1	0	1	12/21/03	12/21/03
Long Beach State	6	1	5	2/9/84	2/24/05
Louisiana Tech	18	4	14	2/4/06	2/28/13
Loyola Marymount	3	2	1	12/18/85	11/13/13
Marist	1	0	1	11/29/14	11/29/14
Massachusetts	1	0	1	12/6/03	12/6/03
Midland	1	1	0	1/19/81	1/19/81
Monmouth	1	0	1	11/29/08	11/29/08
Montana	11	3	8	12/21/78	11/27/16
Montana State	13	3	10	2/6/78	11/14/16
Montana State-Northern	1	1	0	11/24/08	11/24/08
Montana Western	1	1	0	12/28/09	12/28/09
Nebraska	1	0	1	12/8/13	12/8/13
Nevada	27	16	11	1/8/80	2/18/17
New Mexico	21	6	15	2/8/75	1/25/17
New Mexico State	35	16	19	2/7/75	2/16/13
Nippon College of PE	1	0	1	12/16/79	12/16/79
North Dakota State	2	1	1	12/14/09	11/15/10
Northern Arizona	19	15	4	2/21/75	12/19/11

SERIES HISTORY

<u>OPPONENT</u>	<u>TOTAL GAMES</u>	<u>USU WINS</u>	<u>USU LOSSES</u>	<u>FIRST MEETING</u>	<u>LAST MEETING</u>
Northern Colorado	11	7	4	1974-75	12/1/15
Notre Dame	1	0	1	12/8/12	12/8/12
Oakland	1	1	0	1/5/80	1/5/80
Omaha	1	0	1	1/7/82	1/7/82
Oral Roberts	1	0	1	1/12/80	1/12/80
Oregon	2	0	2	1/7/86	11/14/14
Oregon State	4	1	3	11/29/80	11/16/14
Pacific	9	4	5	1/8/82	11/21/15
Pepperdine	4	0	4	12/19/77	12/4/09
Portland	4	2	2	12/20/06	11/16/09
Portland State	2	0	2	11/16/07	12/16/08
Prairie View A&M	1	1	0	11/20/12	11/20/12
Puget Sound	1	0	1	12/10/83	12/10/83
Sacramento State	2	0	2	12/19/14	11/14/15
Saint Louis	2	0	2	12/31/05	12/22/06
Saint Mary's	2	2	0	11/27/06	12/22/07
San Diego	4	1	3	1/14/82	12/10/04
San Diego State	9	4	5	12/5/80	2/15/17
San Francisco	3	1	2	12/4/85	12/8/10
San José State	25	16	9	11/20/80	2/22/17
Santa Clara	3	1	2	12/18/82	12/22/84
Seattle	3	1	2	1/3/80	2/2/13
Seattle-Pacific	1	1	0	12/19/75	12/19/75
Seminole Junior College	1	0	1	12/17/75	12/17/75
Simon Fraser	1	1	0	1/9/81	1/9/81
South Dakota	3	1	2	12/20/12	12/5/13
South Dakota State	2	1	1	12/20/10	11/13/11
Southern	1	0	1	12/6/80	12/6/80
Southern California	2	0	2	12/21/77	2/28/86
Southern Idaho	6	6	0	11/26/80	12/3/84
Southern Utah	8	5	3	11/28/86	11/22/16
Stanford	1	0	1	12/10/82	12/10/82
Stetson	1	0	1	11/30/14	11/30/14
Tennessee State	1	1	0	12/19/15	12/19/15
Tennessee Tech	1	0	1	3/19/75	3/19/75
Texas A&M	1	0	1	12/28/05	12/28/05
Texas State	3	3	0	11/28/08	3/7/13
Tulsa	1	1	0	1/11/80	1/11/80
UC Irvine	11	4	7	12/11/82	11/17/16
UCLA	1	0	1	12/20/77	12/20/77
UC Riverside	6	3	3	1/24/04	11/13/12
UC Santa Barbara	8	3	5	12/11/76	12/19/13
UNLV	23	4	19	1/30/75	3/7/17
US International	1	0	1	2/25/83	2/25/83
Utah	36	4	32	1/22/75	12/13/16
Utah Valley	12	8	4	11/23/04	12/15/16
UT Arlington	2	2	0	1/24/13	3/2/13
UTEP	5	5	0	2/6/75	3/3/79
UT San Antonio	2	1	1	12/29/12	3/9/13
Washington	1	0	1	12/3/81	12/3/81
Washington State	1	1	0	2/5/80	2/5/80
Weber State	39	16	23	2/12/75	11/16/11
Western Michigan	1	0	1	12/19/03	12/19/03
Western Washington	2	1	1	11/27/82	12/6/85
Westminster	3	3	0	12/6/14	11/11/16
Wyoming	26	8	18	1/25/75	2/11/17

Bold = 2016-17 Opponent

Bold Italics = Mountain West Opponent



ALL-TIME SERIES RESULTS

AIR FORCE

USU leads, 8-2

Home: 4-1, Away: 3-1, Neutral: 1-0

12/4/04	A	W	72-68
12/8/05	H	L	56-60
1/1/14	H	W	88-78
1/17/15	A	W	69-53
2/28/15	H	W	84-50
1/13/16	A	W	66-53
3/1/16	H	W	64-40
12/31/16	H	W	65-62
2/25/17	A	L	61-64
3/6/17	N	W	46-40

ALASKA-ANCHORAGE

Tied, 3-3

Home: 0-1, Away: 3-2, Neutral: 0-0

12/18/79	A	W	72-46
12/22/80	A	L	74-81
2/26/82	A	W	81-66
11/23/82	H	L	63-75
3/2/86	A	L	62-81
11/21/12	A	W	67-57

AMERICAN

AU leads, 1-0

Home: 0-0, Away: 0-0, Neutral: 0-1

12/7/03	N	L	41-60
---------	---	---	-------

ARIZONA

USU leads, 8-5

Home: 4-2, Away: 2-3, Neutral: 2-0

2/22/73	N	W	---
3/9/74	N	W	---
2/1/75	H	L	54-55
3/7/75	H	W	72-51
1/24/76	A	W	60-59
1/15/77	H	W	100-72
1/28/78	A	W	72-65
2/2/79	H	W	105-63
1/27/84	A	L	53-72
1/11/86	A	L	50-79
12/4/86	H	L	41-75
3/17/11	H	W	103-95
12/21/16	A	L	57-61

ARIZONA STATE

USU leads, 4-3

Home: 2-0, Away: 2-3, Neutral: 0-0

1/23/75	A	W	70-36
1/23/76	A	W	80-57
1/14/77	H	W	76-69
2/4/78	H	W	98-51
2/9/79	A	L	96-104
2/28/82	A	L	70-115
1/28/84	A	L	62-118

ASBURY

USU leads, 1-0

Home: 1-0, Away: 0-0, Neutral: 0-0

1/3/12	H	W	85-53
--------	---	---	-------

BAYLOR

USU trails, 0-1

Home: 0-0, Away: 0-1, Neutral: 0-0

11/28/14	A	L	43-99
----------	---	---	-------

BLACK HILLS STATE

USU leads, 1-0

Home: 1-0, Away: 0-0, Neutral: 0-0

11/9/13	H	W	103-46
---------	---	---	--------

BOISE STATE

USU trails, 9-23

Home: 5-9, Away: 4-12, Neutral: 0-2

2/15/75	H	L	49-62
12/20/75	A	W	58-45
2/4/77	A	L	63-73
12/16/77	H	L	82-83
12/14/78	H	W	100-71
2/3/83	A	L	72-94
12/9/83	N	L	48-67
12/21/84	A	L	49-64
12/14/85	A	L	50-60
1/12/06	A	L	38-70
2/23/06	H	L	55-72
1/4/07	H	L	70-80
1/24/07	A	L	38-80
1/17/08	A	L	77-85
3/6/08	H	L	57-65
3/12/08	N	L	47-61
1/17/09	H	W	58-44
2/20/09	A	W	65-61
1/30/10	A	L	63-70
3/3/10	H	L	47-57
1/6/11	H	W	69-57
2/5/11	A	W	84-69
11/23/11	H	W	97-86
12/22/11	A	W	64-52
1/18/14	H	L	68-71
2/8/14	A	L	62-83
1/3/15	H	L	53-63
2/4/15	A	L	55-94
1/16/16	A	L	78-84 (OT)
2/3/16	H	L	58-63
12/29/16	A	L	56-76
2/4/17	H	W	65-63

BOWLING GREEN

USU trails, 0-1

Home: 0-0, Away: 0-0, Neutral: 0-1

12/11/04	N	L	54-75
----------	---	---	-------

BYU

USU trails, 3-35

Home: 2-15, Away: 1-17, Neutral: 0-2

1/8/74	H	W	48-41
2/9/74	A	W	42-33
3/1/75	A	L	53-55
2/21/76	A	L	66-77
3/6/76	H	L	58-65
12/4/76	H	L	64-67
2/12/77	A	L	75-79
1/7/78	N	L	68-71

3/3/78	H	L	71-79
12/7/78	H	W	80-72
1/20/79	A	L	110-111
3/6/80	A	L	85-105
1/2/81	A	L	65-99
11/21/81	H	L	82-108
1/23/82	A	L	64-105
11/30/82	A	L	80-115
12/14/82	H	L	71-92
1/8/83	N	L	63-118
11/26/83	H	L	70-121
1/2/84	H	L	54-89
2/9/85	H	L	80-93
3/8/85	A	L	67-119
2/6/86	H	L	60-91
3/4/86	A	L	59-112
1/2/87	N	L	67-105
2/3/87	H	L	66-116
2/26/87	A	L	44-99
12/29/07	H	L	64-70
12/13/08	A	L	60-61 (20T)
12/19/09	H	L	48-61
11/23/10	A	L	52-84
3/19/11	A	L	63-102
12/17/11	H	L	65-73
12/4/12	A	L	77-81
12/21/13	A	L	74-84
12/22/14	H	L	58-62 (20T)
11/24/15	A	L	69-81
12/17/16	H	L	40-60

CALIFORNIA

USU trails, 0-1

Home: 0-0, Away: 0-1, Neutral: 0-0

11/21/80	A	L	82-93
----------	---	---	-------

CAL POLY

USU leads, 3-1

Home: 2-0, Away: 1-1, Neutral: 0-0

1/10/04	H	W	76-73
2/5/04	A	L	44-69
1/8/05	A	W	71-60
2/3/05	H	W	57-52

CAL STATE FULLERTON

USU trails, 1-6

Home: 1-2, Away: 0-3, Neutral: 0-1

1/8/77	H	L	51-86
12/6/85	N	L	60-74
12/20/86	A	L	56-88
1/22/04	H	L	68-69
2/21/04	A	L	59-71
1/20/05	A	L	55-64
2/19/05	H	W	72-64

CAL STATE LOS ANGELES

USU trails, 0-1

Home: 0-0, Away: 0-1, Neutral: 0-0

12/20/80	A	L	83-95
----------	---	---	-------

CAL STATE NORTHRIDGE

USU leads, 4-1

Home: 2-0, Away: 2-1, Neutral: 0-0

1/17/04	A	W	69-63
2/12/04	H	W	76-71
1/15/05	H	W	61-57
2/10/05	A	L	52-63
11/30/13	A	W	75-67

CHICO STATE

USU trails, 0-1

Home: 0-1, Away: 0-0, Neutral: 0-0

12/12/80	H	L	66-80
----------	---	---	-------

COLGATE

USU leads, 1-0

Home: 0-0, Away: 0-0, Neutral: 1-0

12/30/06	N	W	58-42
----------	---	---	-------

COLLEGE OF IDAHO

USU trails, 0-1

Home: 0-1, Away: 0-0, Neutral: 0-0

12/28/13	H	L	81-86
----------	---	---	-------

COLORADO

USU trails, 5-11

Home: 2-4, Away: 3-7, Neutral: 0-0

1/18/75	A	W	50-44
2/18/76	A	W	71-53
2/19/77	A	W	92-71
2/11/78	H	W	81-67
12/11/78	H	W	88-81
2/16/79	A	L	96-101
2/2/80	H	L	90-107
3/1/80	A	L	89-109
1/28/81	A	L	40-103
2/20/81	H	L	76-91
1/21/82	H	L	74-83
2/10/82	A	L	53-70
1/11/83	A	L	57-92
1/6/86	H	L	63-83
12/13/86	A	L	27-100
11/26/05	A	L	56-73

COLORADO MESA

USU leads, 1-0

Home: 1-0, Away: 0-0, Neutral: 0-0

1/8/87	H	W	83-68
--------	---	---	-------

COLORADO STATE

USU trails, 10-17

Home: 6-5, Away: 4-11, Neutral: 0-1

1/17/75	A	W	56-49
3/7/75	H	W	61-45
2/27/76	H	W	78-43
2/18/77	A	W	65-64
2/18/78	A	W	91-51
2/23/79	H	W	99-59
2/29/80	A	W	84-75
11/20/81	H	L	77-92
2/9/82	A	L	55-78
3/12/82	A	L	74-89
1/12/83	A	L	57-78

ALL-TIME SERIES RESULTS

2/21/83	H	W	84-81
1/21/84	A	L	45-65
1/23/85	H	W	79-71
2/23/85	A	L	69-76
1/23/86	A	L	73-74
2/20/86	H	L	62-71
2/14/87	H	L	51-67
3/7/87	A	L	45-73
1/15/14	A	L	78-88
2/12/14	H	L	75-100
3/11/14	N	L	67-72
3/6/15	A	L	58-76
1/16/16	H	L	49-69
2/17/16	A	L	64-91
1/21/17	A	L	43-74
2/8/17	H	W	55-48

CREIGHTON

USU trails, 0-1

Home: 0-1, Away: 0-0, Neutral: 0-0

1/4/82	H	L	63-67
--------	---	---	-------

DENVER

USU leads, 3-0

Home: 1-0, Away: 1-0, Neutral: 1-0

1/19/13	H	W	85-69
2/14/13	A	W	92-89 (20T)
3/13/13	N	W	78-65

DIXIE STATE

USU trails, 0-1

Home: 0-1, Away: 0-0, Neutral: 0-0

11/12/10	H	L	67-71
----------	---	---	-------

EASTERN MONTANA

USU trails, 0-1

Home: 0-0, Away: 0-1, Neutral: 0-0

12/8/84	A	L	67-78
---------	---	---	-------

EASTERN WASHINGTON

Tied, 2-2

Home: 1-2, Away: 1-0, Neutral: 0-0

11/30/81	H	L	83-96
11/22/82	H	L	67-81
12/2/07	A	W	74-55
12/6/08	H	W	71-65

FEDERAL CITY

USU trails, 0-1

Home: 0-1, Away: 0-0, Neutral: 0-0

1974-75	H	L	34-89
---------	---	---	-------

FRESNO STATE

USU trails, 3-20

Home: 2-7, Away: 1-10, Neutral: 0-3

1/7/06	H	L	58-60
3/2/06	A	L	52-70
1/6/07	H	W	81-75
3/3/07	A	L	60-71
2/10/08	A	L	52-69
2/24/08	H	W	44-40
2/1/09	A	L	59-68

3/7/09	H	L	54-67
3/13/09	N	L	54-57
1/16/10	A	L	46-73
2/17/10	H	L	63-69
1/8/11	H	L	69-79
2/12/11	A	L	63-81
3/11/11	N	L	76-86
1/19/12	H	L	67-90
2/18/12	A	L	60-78
2/22/14	A	L	70-72
1/7/15	H	L	64-70
2/21/15	A	L	55-64
2/20/16	H	L	61-67
3/4/16	A	L	62-66
3/8/16	N	L	47-55
1/28/17	A	W	52-47

GEORGIA TECH

USU trails, 0-1

Home: 0-0, Away: 0-1, Neutral: 0-0

12/15/86	A	L	40-106
----------	---	---	--------

HAMPTON

USU trails, 0-1

Home: 0-0, Away: 0-0, Neutral: 0-1

11/29/13	N	L	88-98
----------	---	---	-------

HASKELL

USU leads, 1-0

Home: 1-0, Away: 0-0, Neutral: 0-0

12/4/15	H	W	90-63
---------	---	---	-------

HAWAI'I

USU leads, 9-8

Home: 4-3, Away: 5-5, Neutral: 0-0

12/19/78	A	W	81-61
12/20/78	A	W	95-66
12/19/80	A	W	86-75
1/26/06	A	L	48-61
2/18/06	H	L	50-63
1/27/07	H	L	57-62
2/18/07	A	L	63-79
1/9/08	H	W	55-48
2/7/08	A	L	42-69
1/25/09	A	W	52-43
1/30/09	H	L	61-63
1/18/10	A	L	56-69
3/6/10	H	W	53-51
1/27/11	H	W	52-41
3/3/11	A	L	71-72 (OT)
2/4/12	A	W	69-55
3/1/12	H	W	85-64

IDAHO

USU trails, 12-14

Home: 6-4, Away: 5-8, Neutral: 1-2

2/4/83	A	L	81-86
11/23/84	A	L	62-100
1/3/04	A	L	51-62
3/5/04	H	L	65-80
12/29/04	H	L	62-63
3/4/05	A	L	65-75

1/14/06	A	L	51-54
2/16/06	H	W	63-53
3/7/06	N	L	59-70
1/11/07	H	W	78-70
2/10/07	A	W	57-53
1/19/08	A	L	64-70 (OT)
3/8/08	H	L	55-67
1/5/09	A	L	63-71
2/22/09	H	W	70-64 (20T)
3/11/09	N	W	59-58 (OT)
1/27/10	A	W	57-55
2/27/10	H	L	53-54
2/10/11	H	W	70-64
2/19/11	A	W	67-51
1/28/12	A	W	78-70
2/25/12	H	W	85-63
1/5/13	A	W	91-85
1/31/13	H	W	81-50
3/15/13	N	L	82-84
3/15/17	A	L	57-64

IDAHO STATE

USU trails, 15-16

Home: 10-6, Away: 5-10, Neutral: 0-0

12/2/78	A	W	81-65
2/20/79	H	W	91-87
1/18/80	H	W	77-65
2/16/80	A	L	77-83
3/4/80	A	W	74-57
11/28/80	H	W	82-69
1/23/81	A	W	73-59
2/6/81	H	W	71-67
2/5/82	H	W	81-67
2/23/82	A	W	74-65
1/25/83	H	L	62-80
3/2/83	A	L	83-91
11/22/83	H	L	58-93
2/22/84	A	L	70-97
11/24/84	A	L	68-71
12/14/84	H	W	85-79
1/7/85	A	L	62-81
11/30/85	A	W	75-74
12/3/86	H	L	62-75
12/20/04	H	W	67-61
12/2/05	A	L	73-96
11/17/06	H	W	85-83
11/28/07	A	L	60-69
11/22/08	H	L	43-58
12/5/09	H	L	53-56
12/12/09	A	L	58-63
12/11/10	H	L	52-64
12/10/11	A	L	65-67
11/22/13	H	W	78-66
12/8/15	A	L	67-81
12/1/16	H	W	69-56

ILLINOIS

USU trails, 0-1

Home: 0-0, Away: 0-0, Neutral: 0-1

11/25/05	N	L	43-62
----------	---	---	-------

INCARNATE WORD

USU leads, 1-0

Home: 0-0, Away: 0-0, Neutral: 1-0

11/25/16	N	W	79-46
----------	---	---	-------

INDIANA

USU trails, 0-1

Home: 0-0, Away: 0-1, Neutral: 0-0

2/27/82	A	L	57-70
---------	---	---	-------

IOWA STATE

USU trails, 0-1

Home: 0-0, Away: 0-1, Neutral: 0-0

12/29/06	A	L	40-70
----------	---	---	-------

IPFW

USU trails, 0-1

Home: 0-0, Away: 0-1, Neutral: 0-0

12/21/03	A	L	74-83
----------	---	---	-------

LONG BEACH STATE

USU trails, 1-5

Home: 0-3, Away: 1-1, Neutral: 0-1

2/9/84	H	L	57-111
1/31/04	A	W	63-60
2/26/04	H	L	57-64
3/10/04	N	L	48-55
1/29/05	H	L	36-63
2/24/05	A	L	59-75

LOUISIANA TECH

USU trails, 4-14

Home: 0-7, Away: 3-5, Neutral: 0-2

2/4/06	H	L	56-73
2/11/06	A	L	54-88
1/15/07	A	L	54-69
2/24/07	H	L	58-71
1/26/08	H	L	56-71
2/28/08	A	L	47-62
1/10/09	H	L	82-90 (OT)
2/28/09	A	L	46-53
1/6/10	A	W	69-66
2/6/10	H	L	54-74
3/10/10	N	L	65-82
1/20/11	A	L	31-74
2/26/11	H	L	70-78
1/14/12	A	W	79-62
2/9/12	H	L	76-82
3/9/12	N	L	69-73
1/26/13	A	W	76-75 (OT)
2/28/13	H	W	70-56

LOYOLA MARYMOUNT

USU leads, 2-1

Home: 1-0, Away: 1-1, Neutral: 0-0

12/18/85	A	W	73-61
11/17/12	A	L	81-98
11/13/13	H	W	100-58

ALL-TIME SERIES RESULTS

MARIST

USU trails, 0-1

Home: 0-0, Away: 0-0, Neutral: 0-1

11/29/14 N L 65-68

MASSACHUSETTS

USU trails, 0-1

Home: 0-0, Away: 0-0, Neutral: 0-1

12/6/03 N L 50-61

MIDLAND

USU leads, 1-0

Home: 1-0, Away: 0-0, Neutral: 0-0

1/19/81 H W 88-84

MONMOUTH

USU trails, 0-1

Home: 0-0, Away: 0-0, Neutral: 0-1

11/29/08 N L 44-48

MONTANA

USU leads, 3-8

Home: 2-2, Away: 1-6, Neutral: 0-0

12/1/78 H W 70-49

12/8/79 A L 62-73

12/3/80 H W 63-62

1/4/83 A L 34-85

12/7/84 A L 60-64

11/18/05 H L 70-71

12/4/06 A L 56-85

11/20/10 H L 62-65

11/30/11 A L 60-61

12/20/15 A L 70-86

11/27/16 A W 65-47

MONTANA STATE

USU trails, 3-10

Home: 3-5, Away: 0-5, Neutral: 0-0

2/6/78 H W 101-71

12/7/79 A L 75-86

12/13/80 H L 67-91

11/21/83 H L 66-82

12/6/84 A L 50-65

1/5/87 H L 52-80

11/24/03 A L 41-65

12/31/04 H W 59-52

12/6/06 A L 53-71

12/17/07 H L 49-71

12/2/11 A L 61-78

12/1/12 H L 65-71

11/14/16 H W 64-56

MONTANA STATE-NORTHERN

USU leads, 1-0

Home: 1-0, Away: 0-0, Neutral: 0-0

11/24/08 H W 42-39

MONTANA WESTERN

USU leads, 1-0

Home: 1-0, Away: 0-0, Neutral: 0-0

12/28/09 H W 71-34

NEBRASKA

USU trails, 0-1

Home: 0-0, Away: 0-1, Neutral: 0-0

12/8/13 A L 75-95

NEVADA

USU leads, 16-11

Home: 9-4, Away: 5-6, Neutral: 2-1

1/8/80 H W 76-65

11/30/84 H W 64-62

11/21/06 A L 54-64

2/25/06 H L 51-67

2/15/07 H W 59-44

3/1/07 A L 49-61

3/7/07 N L 60-61

2/2/08 A L 55-75

2/21/08 H W 56-48

1/14/09 H L 49-56

2/8/09 A W 63-52

1/13/10 H L 58-69

2/13/10 A L 66-77

1/15/11 H W 81-69

2/3/11 A W 79-73

1/21/12 H W 91-69

2/16/12 A W 84-72

3/7/12 N W 75-66

1/11/14 H L 72-76

2/5/14 A L 66-70

1/21/15 H W 68-57

2/25/15 A L 44-49

1/30/16 A W 79-66

2/24/16 H W 70-55

3/7/16 N W 59-35

2/1/17 A W 81-69

2/18/17 H W 60-57

NEW MEXICO

USU trails, 6-15

Home: 4-6, Away: 1-9, Neutral: 1-0

2/8/75 H W 62-46

1/29/76 H W 73-53

1/20/77 A L 98-101

3/3/77 A L 86-90

1/27/78 A L 64-68

2/3/79 H L 62-86

1/31/85 A L 49-70

3/2/85 H L 77-79 (OT)

1/28/85 H L 45-62

2/15/86 A L 46-72

1/29/87 A L 55-62

2/21/87 H L 54-65

1/29/14 A W 75-69

2/26/14 H W 67-65

3/10/14 N W 69-66

1/10/15 A L 59-60

2/7/15 H L 51-56

1/9/16 H W 72-56

2/10/16 A L 70-73

1/4/17 A L 67-79

1/25/17 H L 58-68

NEW MEXICO STATE

USU trails, 16-19

Home: 10-6, Away: 5-13, Neutral: 1-0

2/7/75 A W 62-44

1/31/76 H W 66-52

1/22/77 A L 82-83

2/25/78 H W 83-76

3/2/79 A L 73-81

1/26/80 A L 70-77

2/23/80 H L 89-97

1/16/81 H W 83-75

2/12/81 A L 81-102

1/16/82 A L 78-88

1/28/82 A L 66-70

2/20/82 H W 105-98

2/2/85 A L 59-74

3/1/85 H W 82-62

2/1/86 H L 52-81

2/13/86 A L 47-68

1/31/87 A L 62-111

2/17/87 H L 58-83

2/2/06 H L 48-55

2/9/06 A W 55-45

2/5/07 A W 68-51

2/22/07 H W 70-67 (OT)

1/12/08 A L 56-71

1/24/08 H L 58-71

1/8/09 H W 72-58

2/26/09 A W 69-52

1/23/10 H L 55-56

2/23/10 A L 54-73

1/22/11 A L 71-75

2/24/11 H W 72-61

3/10/11 N W 72-67

1/12/12 A W 74-56

2/11/12 H W 57-45

1/17/13 H W 65-63

2/16/13 A L 94-106

NIPPON COLLEGE OF PE

USU trails, 0-1

Home: 0-0, Away: 0-0, Neutral: 0-1

12/16/79 N L 63-73

NORTH DAKOTA STATE

Tied, 1-1

Home: 1-0, Away: 0-1, Neutral: 0-0

12/14/09 H W 58-46

11/15/10 A L 64-86

NORTHERN ARIZONA

USU leads, 15-4

Home: 8-2, Away: 7-2, Neutral: 0-0

2/21/75 H W 76-24

1/22/76 A W 90-20

1/13/77 H W 65-53

2/3/78 H W 75-48

2/10/79 A W 96-91

1/24/80 A W 88-68

2/22/80 H W 110-93

1/17/81 H W 74-56

2/14/81 A W 82-69

1/30/82 A W 76-55

2/19/82 H W 66-63

2/17/83 A L 65-69

1/4/84 H L 66-76

2/24/84 A L 64-84

1/23/87 H L 64-70

12/8/07 A W 65-51

11/19/08 H W 64-56 (OT)

12/4/10 A W 80-75 (OT)

12/19/11 H W 70-51

NORTHERN COLORADO

USU leads, 7-4

Home: 4-1, Away: 3-3, Neutral: 0-0

1974-75 H W 75-58

1/16/76 A W 80-61

2/25/77 H W 80-79

3/2/77 A W 90-74

2/10/78 H W 81-65

2/17/79 A W 92-62

12/12/86 A L 71-79

12/13/03 H L 70-73 (OT)

12/2/04 A L 62-68

12/14/14 H W 65-61

12/1/15 A L 60-74

NOTRE DAME

USU trails, 0-1

Home: 0-0, Away: 0-1, Neutral: 0-0

12/8/12 A L 70-109

OAKLAND

USU leads, 1-0

Home: 0-0, Away: 0-0, Neutral: 1-0

1/5/80 N W 80-64

OMAHA

USU trails, 0-1

Home: 0-1, Away: 0-0, Neutral: 0-0

1/7/82 H L 78-89

ORAL ROBERTS

USU trails, 0-1

Home: 0-0, Away: 0-1, Neutral: 0-0

1/12/80 A L 67-104

OREGON

USU trails, 0-2

Home: 0-1, Away: 0-1, Neutral: 0-0

1/7/86 H L 64-73

11/14/14 A L 77-100

OREGON STATE

USU trails, 1-3

Home: 0-1, Away: 0-2, Neutral: 1-0

11/29/80 H L 77-101

12/21/80 A L 72-105

12/13/85 N W 74-73

11/16/14 A L 62-95

ALL-TIME SERIES RESULTS

PACIFIC

USU trails, 4-5

Home: 3-2, Away: 1-3, Neutral: 0-0

1/8/82	H	W	82-81
1/15/04	A	L	58-67
2/14/04	H	L	52-67
1/13/05	H	W	67-48
2/12/05	A	W	77-75
11/29/06	A	L	49-56
11/9/07	H	L	66-67
12/16/14	A	L	62-70
11/21/15	H	W	78-70

PEPPERDINE

USU trails, 0-4

Home: 0-1, Away: 0-2, Neutral: 0-1

12/19/77	A	L	71-81
12/31/85	N	L	85-103
12/17/86	A	L	61-78
12/4/09	H	L	46-67

PORTLAND

Tied, 2-2

Home: 1-1, Away: 1-1, Neutral: 0-0

12/20/06	H	W	68-58
11/18/07	A	L	55-68
11/14/08	H	L	51-64
11/16/09	A	W	63-57

PORTLAND STATE

USU trails, 0-2

Home: 0-1, Away: 0-1, Neutral: 0-0

11/16/07	A	L	59-61
12/16/08	H	L	57-67

PRAIRIE VIEW A&M

USU leads, 1-0

Home: 0-0, Away: 0-0, Neutral: 1-0

11/20/12	N	W	67-66
----------	---	---	-------

PUGET SOUND

USU trails, 0-1

Home: 0-0, Away: 0-1, Neutral: 0-0

12/10/83	A	L	68-76
----------	---	---	-------

SACRAMENTO STATE

USU trails, 0-2

Home: 0-1, Away: 0-1, Neutral: 0-0

12/19/14	A	L	92-102
11/14/15	H	L	86-95

SAINT LOUIS

USU trails, 0-2

Home: 0-1, Away: 0-1, Neutral: 0-0

12/31/05	A	L	61-75
12/22/06	H	L	57-60

SAINT MARY'S

USU leads, 2-0

Home: 1-0, Away: 1-0, Neutral: 0-0

11/27/06	A	W	67-61
12/22/07	H	W	81-60

SAN DIEGO

USU trails, 1-3

Home: 0-1, Away: 1-0, Neutral: 0-2

1/14/82	A	W	85-74
12/2/82	H	L	63-96
3/1/86	N	L	56-60
12/10/04	N	L	68-71

SAN DIEGO STATE

USU trails, 4-5

Home: 3-1, Away: 1-4, Neutral: 0-0

12/5/80	A	L	51-79
12/16/84	A	L	32-63
1/25/14	A	L	72-88
2/19/14	H	W	79-69
1/31/15	H	L	59-70
1/2/16	A	W	55-36
1/23/16	H	W	72-59
1/14/17	H	W	53-47
2/15/17	A	L	59-66

SAN FRANCISCO

USU trails, 1-2

Home: 1-0, Away: 0-2, Neutral: 0-0

12/4/85	A	L	61-81
11/22/09	A	L	48-57
12/8/10	H	W	77-71

SAN JOSÉ STATE

USU leads, 16-9

Home: 10-2, Away: 6-6, Neutral: 0-1

11/20/80	A	L	66-88
1/5/06	H	L	51-63
3/4/06	A	L	49-70
1/20/07	H	W	58-50
2/3/07	A	L	57-65
1/5/08	H	W	68-58
2/14/08	A	W	61-60
1/23/09	A	W	64-54
3/5/09	H	W	62-51
1/9/10	H	W	65-54
2/11/10	A	W	66-46
1/29/11	H	W	72-57
3/5/11	A	W	75-39
2/2/12	A	W	78-73
3/3/12	H	W	84-71
1/12/13	A	L	80-103
2/9/13	H	W	87-54
1/4/14	A	W	78-65
3/1/14	H	W	96-67
12/31/14	A	L	58-62
2/18/15	H	W	85-80
3/9/15	N	L	85-99
12/30/15	H	L	74-86
2/27/16	A	L	65-83
2/22/17	H	W	82-78

SANTA CLARA

USU trails, 1-2

Home: 1-0, Away: 0-2, Neutral: 0-0

12/18/82	H	W	69-61
12/19/83	A	L	66-68
12/22/84	A	L	47-70

SEATTLE

USU trails, 1-2

Home: 1-0, Away: 0-1, Neutral: 0-1

1/3/80	N	L	74-81
1/3/13	A	L	68-71 (OT)
2/2/13	H	W	67-62

SEATTLE-PACIFIC

USU leads, 1-0

Home: 0-0, Away: 0-1, Neutral: 0-0

12/19/75	A	W	57-52
----------	---	---	-------

SEMINOLE JUNIOR COLLEGE

USU trails, 0-1

Home: 0-0, Away: 0-1, Neutral: 0-0

12/17/75	A	L	56-87
----------	---	---	-------

SIMON FRASER

USU leads, 1-0

Home: 1-0, Away: 0-0, Neutral: 0-0

1/9/81	H	W	75-64
--------	---	---	-------

SOUTH DAKOTA

USU trails, 1-2

Home: 1-1, Away: 0-1, Neutral: 0-0

12/20/12	H	W	70-69
3/21/13	H	L	69-77
12/5/13	A	L	71-81

SOUTH DAKOTA STATE

Tied, 1-1

Home: 1-0, Away: 0-1, Neutral: 0-0

12/20/10	H	W	60-57
11/13/11	A	L	73-84

SOUTHERN

USU trails, 0-1

Home: 0-0, Away: 0-1, Neutral: 0-0

12/6/80	A	L	70-99
---------	---	---	-------

SOUTHERN CALIFORNIA

USU trails, 0-2

Home: 0-0, Away: 0-1, Neutral: 0-1

12/21/77	A	L	65-70
2/28/86	N	L	45-115

SOUTHERN IDAHO

USU leads, 6-0

Home: 3-0, Away: 3-0, Neutral: 0-0

11/26/80	H	W	82-56
12/2/80	A	W	76-62
11/17/81	A	W	78-59
12/1/81	H	W	95-68
11/27/84	H	W	78-44
12/3/84	A	W	96-39

SOUTHERN UTAH

USU leads, 5-3

Home: 2-3, Away: 3-0, Neutral: 0-0

11/28/86	H	L	63-77
11/21/03	H	L	60-79
11/26/04	A	W	89-68

1/2/08	A	W	58-34
12/20/08	H	W	52-37
12/23/09	A	W	53-44
11/29/10	H	W	63-56
11/22/16	H	L	54-70

STANFORD

USU trails, 0-1

Home: 0-0, Away: 0-1, Neutral: 0-0

12/10/82	A	L	57-80
----------	---	---	-------

STETSON

USU trails, 0-1

Home: 0-0, Away: 0-0, Neutral: 0-1

11/30/14	N	L	64-84
----------	---	---	-------

TENNESSEE STATE

USU leads, 1-0

Home: 0-0, Away: 0-0, Neutral: 1-0

12/19/15	N	W	63-46
----------	---	---	-------

TENNESSEE TECH

USU trails, 0-1

Home: 0-1, Away: 0-0, Neutral: 0-0

3/19/75	H	L	45-91
---------	---	---	-------

TEXAS A&M

USU trails, 0-1

Home: 0-0, Away: 0-1, Neutral: 0-0

12/28/05	A	L	55-81
----------	---	---	-------

TEXAS STATE

USU leads, 3-0

Home: 1-0, Away: 1-0, Neutral: 1-0

11/28/08	N	W	50-47
12/31/12	H	W	82-69
3/7/13	A	W	73-56

TULSA

USU leads, 1-0

Home: 0-0, Away: 1-0, Neutral: 0-0

1/11/80	A	W	80-69
---------	---	---	-------

UC IRVINE

USU trails, 4-7

Home: 3-1, Away: 1-5, Neutral: 0-1

12/11/82	A	L	65-81
12/18/83	A	L	70-80
12/20/85	A	L	52-77
1/29/04	A	L	45-66
2/28/04	H	W	61-46
1/27/05	H	W	71-68
2/26/05	A	L	74-81
3/9/05	N	L	63-75
11/19/11	A	W	69-64
12/18/12	H	L	70-71
11/17/16	H	W	66-52

UCLA

USU trails, 0-1

Home: 0-0, Away: 0-1, Neutral: 0-0

12/20/77	A	L	61-125
----------	---	---	--------

ALL-TIME SERIES RESULTS

UC RIVERSIDE

Tied, 3-3
Home: 2-1, Away: 1-2, Neutral: 0-0

1/24/04	H	L	62-89
2/19/04	A	L	56-66
1/22/05	A	W	70-63 (OT)
2/17/05	H	W	71-55
11/25/11	H	W	71-68
11/13/12	A	L	90-94 (OT)

UC SANTA BARBARA

USU trails, 3-5
Home: 0-2, Away: 2-3, Neutral: 1-0

12/11/76	N	W	77-68
12/20/83	A	W	72-56
12/19/86	A	L	54-60
1/8/04	H	L	51-86
2/7/04	A	L	54-88
1/6/05	A	L	41-61
2/5/05	H	L	59-67
12/19/13	A	W	81-70

UNLV

USU trails, 4-19
Home: 4-5, Away: 0-19, Neutral: 0-0

1/30/75	H	W	70-63
12/16/75	A	L	57-104
12/9/76	A	L	49-110
1/29/77	A	L	75-105
12/9/77	A	L	71-111
1/21/78	H	L	71-88
12/16/78	A	L	95-119
1/4/80	A	L	64-86
1/13/81	H	L	90-97
2/19/83	A	L	77-99
2/11/84	H	L	68-116
1/18/85	H	L	48-81
1/13/86	A	L	53-85
12/30/08	A	L	47-65
1/2/10	H	W	78-70
1/22/14	H	L	67-73
2/15/14	A	L	80-82
1/24/15	H	W	85-72
2/25/15	A	L	61-69
1/20/16	A	L	38-46
1/7/17	A	L	53-55 (OT)
2/28/17	H	W	58-49
3/7/17	A	L	43-68

US INTERNATIONAL

USU trails, 0-1
Home: 0-1, Away: 0-0, Neutral: 0-0

2/25/83	H	L	82-88
---------	---	---	-------

UTAH

USU trails, 4-32
Home: 4-12, Away: 0-20, Neutral: 0-0

1/22/75	H	W	69-58
2/28/75	H	W	69-55
2/20/76	A	L	44-55
3/5/76	H	L	48-62
12/14/76	H	L	46-62

1/1/77	A	L	51-61
2/11/77	H	L	46-63
3/4/78	A	L	66-92
1/5/79	A	L	66-74
1/18/79	H	L	71-87
12/1/79	H	L	81-102
1/22/80	H	L	70-75
1/8/81	A	L	68-85
12/15/81	A	L	78-93
2/15/82	A	L	59-81
1/15/83	A	L	59-81
2/12/83	H	L	72-100
1/13/84	A	L	52-109
2/18/84	H	L	37-84
1/3/85	A	L	56-93
2/6/85	A	L	67-84
3/9/85	H	L	74-89
1/3/86	A	L	39-80
2/4/86	A	L	41-85
3/6/86	H	L	54-75
2/5/87	A	L	50-91
2/28/87	H	L	52-74
12/15/07	A	L	38-70
11/13/09	H	W	67-58
1/1/11	A	L	61-73
3/15/12	A	L	58-69
11/27/12	A	L	64-92
11/19/13	H	W	77-61
12/3/14	A	L	57-63
12/22/15	H	L	61-64
12/13/16	A	L	58-65

UTAH VALLEY

USU leads, 8-4
Home: 5-1, Away: 3-3, Neutral: 0-0

11/23/04	A	W	75-59
12/10/05	H	W	74-51
11/14/06	A	L	60-68
11/24/07	H	L	74-89
12/31/09	H	W	63-45
1/3/09	A	L	79-84
12/1/10	A	W	80-66
1/7/12	H	W	61-43
11/12/12	A	L	62-78
11/20/14	H	W	79-61
12/10/15	A	W	76-72
12/15/16	H	W	56-45

UT ARLINGTON

USU leads, 2-0
Home: 1-0, Away: 1-0, Neutral: 0-0

1/24/13	A	W	93-83
3/2/13	H	W	81-57

UTEP

USU leads, 5-0
Home: 3-0, Away: 2-0, Neutral: 0-0

2/6/75	H	W	63-59
1/30/76	H	W	74-46
1/21/77	A	W	67-56
2/24/78	H	W	87-54
3/3/79	A	W	90-67

UTSA

Tied, 1-1
Home: 1-0, Away: 0-1, Neutral: 0-0

12/29/12	H	W	79-66 (OT)
3/9/13	A	L	72-80

WASHINGTON

USU trails, 0-1
Home: 0-1, Away: 0-0, Neutral: 0-0

12/3/81	H	L	85-100
---------	---	---	--------

WASHINGTON STATE

USU leads, 1-0
Home: 1-0, Away: 0-0, Neutral: 0-0

2/5/80	H	W	84-68
--------	---	---	-------

WEBER STATE

USU trails, 16-23
Home: 8-9, Away: 7-12, Neutral: 1-2

2/12/75	H	W	63-47
1/10/76	A	L	61-69
2/6/76	A	L	52-54
12/16/76	A	W	99-83
1/27/77	H	W	88-82
12/2/77	H	L	62-68
1/6/78	H	L	70-82
1/19/78	A	L	67-76
1/6/79	N	W	97-82
1/26/79	H	L	110-115
11/29/79	H	L	82-87
2/1/80	H	W	83-77
2/27/80	A	W	88-81
3/3/80	A	W	102-83
1/3/81	A	L	73-91
1/31/81	A	L	71-91
2/21/81	H	L	86-93
12/16/81	A	W	82-79
1/22/82	H	W	79-74
2/13/82	A	L	79-83
3/11/82	N	L	71-91
12/16/82	H	L	84-90 (OT)
1/7/83	A	L	61-98
12/14/83	A	L	85-102
1/3/84	H	W	68-67
12/18/84	H	W	85-75
1/4/85	A	W	63-59
11/22/85	A	L	64-95
1/2/86	N	L	58-62
12/9/86	H	L	54-84
1/3/87	A	L	38-75
12/30/03	A	L	50-71
11/19/04	H	L	53-69
12/17/05	A	L	69-77
11/21/06	H	L	55-72
12/22/08	A	W	44-41
12/21/09	H	W	72-51
11/27/10	A	W	66-54
11/16/11	H	W	73-63

WESTERN MICHIGAN

USU trails, 0-1
Home: 0-0, Away: 0-1, Neutral: 0-0

12/19/03	A	L	65-116
----------	---	---	--------

WESTERN WASHINGTON

Tied, 1-1
Home: 1-0, Away: 0-0, Neutral: 0-1

11/27/82	H	W	82-69
12/6/85	N	L	62-87

WESTMINSTER

USU leads, 3-0
Home: 3-0, Away: 0-0, Neutral: 0-0

12/6/14	H	W	60-51
11/16/15	H	W	74-67
11/11/16	H	W	72-49

WYOMING

USU trails, 8-18
Home: 4-9, Away: 4-9, Neutral: 0-0

1/25/75	H	W	80-47
1/17/76	A	W	59-41
2/26/77	H	W	75-56
2/17/78	A	L	73-79
2/24/79	H	L	85-93
1/15/82	A	L	60-93
1/5/83	A	L	68-113
12/30/83	H	L	59-74
1/20/84	A	L	58-80
1/26/85	H	L	62-78
2/21/85	A	W	89-85
1/25/86	A	L	63-69
2/18/86	H	L	54-63
2/12/87	H	L	61-84
3/5/87	A	L	52-95
12/19/05	H	L	59-73
12/17/06	A	L	43-62
12/23/10	H	L	50-80
11/11/11	A	W	62-56
2/1/14	H	W	80-75
3/4/14	A	W	84-80
1/28/15	A	L	51-86
3/3/15	H	L	57-61
2/6/16	H	W	84-75
1/11/17	H	L	48-71
2/11/17	A	L	40-59





2016-17 IN REVIEW

OVERALL STATISTICS

17-15 Overall • 12-4 Home • 3-11 Away • 2-0 Neutral

#	Player	gp-gs	min	avg	Total		3-Point		F-Throw		Rebounds				pf	dq	a	to	blk	stl	pts	avg
					fg-fga	fg%	3fg-fga	3fg%	ft-fa	ft%	off	def	tot	avg								
22	BREWSTER, Rachel	32-32	917	28.7	173-434	.399	40-115	.348	43-56	.768	39	95	134	4.2	80	1	53	65	10	42	429	13.4
05	DUFFICY, Shannon	30-30	853	28.4	99-247	.401	17-55	.309	31-46	.674	89	172	261	8.7	44	2	56	66	10	29	246	8.2
01	WEST, Eliza	31-31	1013	32.7	84-235	.357	17-51	.333	51-70	.729	25	83	108	3.5	66	0	146	116	4	55	236	7.6
12	BASSETT, Hailey	32-11	428	13.4	63-154	.409	4-21	.190	34-45	.756	40	63	103	3.2	56	1	4	25	14	7	164	5.1
03	WEST, Olivia	32-0	496	15.5	55-158	.348	26-79	.329	26-35	.743	8	29	37	1.2	57	2	43	41	0	11	162	5.1
41	ROBINSON, Antoina	31-12	598	19.3	64-140	.457	1-3	.333	26-40	.650	39	83	122	3.9	80	2	14	32	36	21	155	5.0
31	TOOLE, Katie	31-5	440	14.2	52-119	.437	12-28	.429	9-15	.600	12	20	32	1.0	23	0	16	20	5	17	125	4.0
02	GEER, Jessie	32-14	540	16.9	47-141	.333	22-83	.265	5-6	.833	14	41	55	1.7	23	0	37	42	1	27	121	3.8
44	MASON, Deja	32-18	549	17.2	49-102	.480	0-1	.000	16-26	.615	49	89	138	4.3	61	3	16	49	52	16	114	3.6
30	MOORE, Dee	27-0	227	8.4	30-74	.405	1-4	.250	16-20	.800	28	33	61	2.3	25	0	8	16	20	5	77	2.9
33	KLINKER, Lizzy	31-7	344	11.1	17-60	.283	2-15	.133	15-28	.536	16	23	39	1.3	30	0	25	14	9	18	51	1.6
35	DE PAULO, Angelica	3-0	20	6.7	1-5	.200	0-1	.000	0-0	.000	3	1	4	1.3	2	0	0	1	0	2	2	0.7
Team											38	62	100				15					
Total.....		32	6425		734-1869	.393	142-456	.311	272-387	.703	400	794	1194	37.3	547	11	418	502	161	250	1882	58.8
Opponents.....		32	6425		658-1739	.378	208-655	.318	386-557	.693	359	786	1145	35.8	468	10	399	494	85	247	1910	59.7

MOUNTAIN WEST ONLY STATISTICS

9-9 Overall • 7-2 Home • 2-7 Away

#	Player	gp-gs	min	avg	Total		3-Point		F-Throw		Rebounds				pf	dq	a	to	blk	stl	pts	avg
					fg-fga	fg%	3fg-fga	3fg%	ft-fa	ft%	off	def	tot	avg								
22	BREWSTER, Rachel	18-18	524	29.1	99-252	.393	24-74	.324	26-33	.788	20	59	79	4.4	41	0	29	37	8	23	248	13.8
01	WEST, Eliza	18-18	641	35.6	55-146	.377	11-27	.407	37-49	.755	19	47	66	3.7	44	0	97	72	2	28	158	8.8
05	DUFFICY, Shannon	18-18	510	28.3	54-142	.380	9-36	.250	16-20	.800	46	107	153	8.5	25	1	33	38	4	11	133	7.4
12	BASSETT, Hailey	18-9	263	14.6	37-93	.398	1-13	.077	18-25	.720	20	38	58	3.2	27	0	4	14	5	5	93	5.2
41	ROBINSON, Antoina	17-4	326	19.2	36-64	.563	1-2	.500	11-15	.733	18	41	59	3.5	45	1	9	16	15	14	84	4.9
03	WEST, Olivia	18-0	252	14.0	22-70	.314	13-40	.325	21-25	.840	2	16	18	1.0	19	1	20	23	0	1	78	4.3
31	TOOLE, Katie	17-0	190	11.2	26-52	.500	11-21	.524	3-4	.750	2	5	7	0.4	13	0	6	8	3	6	66	3.9
44	MASON, Deja	18-12	318	17.7	31-60	.517	0-1	.000	7-10	.700	33	40	73	4.1	41	3	7	33	16	10	69	3.8
02	GEER, Jessie	18-7	278	15.4	23-65	.354	12-38	.316	0-0	.000	2	22	24	1.3	10	0	13	19	0	7	58	3.2
30	MOORE, Dee	14-0	121	8.6	17-44	.386	1-2	.500	10-12	.833	17	15	32	2.3	14	0	5	11	6	3	45	3.2
33	KLINKER, Lizzy	17-4	182	10.7	8-31	.258	2-9	.222	4-8	.500	7	11	18	1.1	18	0	10	6	4	12	22	1.3
35	DE PAULO, Angelica	3-0	20	6.7	1-5	.200	0-1	.000	0-0	.000	3	1	4	1.3	2	0	0	1	0	2	2	0.7
Team											24	38	62				13					
Total.....		18	3625		409-1024	.399	85-264	.322	153-201	.761	213	440	653	36.3	299	6	233	291	63	122	1056	58.7
Opponents.....		18	3625		393-978	.402	125-384	.326	220-310	.710	185	426	611	33.9	247	5	241	244	52	137	1131	62.8

2016-17 IN REVIEW

GAME-BY-GAME RESULTS & LEADERS

Date	Opponent	Result	Score	Att.	High Points	High Rebounds
11/11/16	WESTMINSTER	W	72-49	510	(14)DUFFICY, Shannon	(9)DUFFICY, Shannon
11/14/16	MONTANA STATE	W	64-56	633	(18)BREWSTER, Rachel	(14)DUFFICY, Shannon
11/17/16	UC IRVINE	W	66-52	2487	(16)BREWSTER, Rachel	(6)MASON, Deja (6)BASSETT, Hailey (7)MASON, Deja
11/22/16	SOUTHERN UTAH	L	54-70	854	(11)WEST, Eliza	(9)DUFFICY, Shannon
11/25/16	vs Incarnate Word	W	79-46	256	(18)BREWSTER, Rachel	(14)DUFFICY, Shannon
11/27/16	at Montana	W	65-47	2506	(18)WEST, Eliza	(8)DUFFICY, Shannon
12/1/16	IDAHO STATE	W	69-56	665	(22)BREWSTER, Rachel	(5)BREWSTER, Rachel
12/03/16	at Utah	L	58-65	1190	(11)DUFFICY, Shannon	(5)ROBINSON, Antoina
12/15/16	UTAH VALLEY	W	56-45	563	(19)BREWSTER, Rachel	(14)DUFFICY, Shannon
12/17/16	BYU	L	40-60	697	(16)BASSETT, Hailey	(11)MASON, Deja
12/21/16	at Arizona	L	57-61	1133	(21)DUFFICY, Shannon	(11)DUFFICY, Shannon
12/29/16	*at Boise State	L	56-76	807	(14)WEST, Eliza	(12)DUFFICY, Shannon
12/31/16	*AIR FORCE	W	65-62	519	(13)ROBINSON, Antoina	(7)DUFFICY, Shannon
01/04/17	*at New Mexico	L	67-78	4554	(19)WEST, Olivia	(9)DUFFICY, Shannon
01/07/17	*at UNLV	L (OT)	53-55	1854	(13)WEST, Eliza	(12)BREWSTER, Rachel (12)BASSETT, Hailey
01/11/17	*WYOMING	L	48-71	528	(12)DUFFICY, Shannon	(16)DUFFICY, Shannon
01/14/17	*SAN DIEGO STATE	W	53-47	517	(18)BREWSTER, Rachel	(9)BREWSTER, Rachel
01/21/17	*at Colorado State	L	43-74	1480	(12)WEST, Eliza	(6)WEST, Eliza
01/25/17	*NEW MEXICO	L	58-68	450	(22)BREWSTER, Rachel	(12)BREWSTER, Rachel (6)ROBINSON, Antoina (6)BREWSTER, Rachel
01/28/17	*at Fresno State	W	52-47	2024	(19)BREWSTER, Rachel	(6)DUFFICY, Shannon
02/01/17	*at Nevada	W	81-69	1129	(16)WEST, Eliza	(14)DUFFICY, Shannon
02/04/17	*BOISE STATE	W	65-63	490	(19)BREWSTER, Rachel	(8)DUFFICY, Shannon
02/08/17	*COLORADO STATE	W	55-48	390	(16)WEST, Eliza	(17)DUFFICY, Shannon
02/11/17	*at Wyoming	L	40-59	2770	(15)BREWSTER, Rachel	(5)DUFFICY, Shannon
02/15/17	*at San Diego State	L	59-66	464	(14)BREWSTER, Rachel	(5)MASON, Deja (3)ROBINSON, Antoina (3)MASON, Deja (3)WEST, Eliza
02/18/17	*NEVADA	W	60-57	595	(21)BREWSTER, Rachel	(11)DUFFICY, Shannon
02/22/17	*SAN JOSE STATE	W	82-78	370	(22)BREWSTER, Rachel	(12)DUFFICY, Shannon (12)MASON, Deja
02/25/17	*at Air Force	L	61-64	392	(17)ROBINSON, Antoina	(8)DUFFICY, Shannon
02/28/17	*UNLV	W	58-49	77	(16)TOOLE, Katie	(9)DUFFICY, Shannon
03/06/17	vs Air Force	W	46-40	1414	(14)BREWSTER, Rachel	(8)DUFFICY, Shannon (8)ROBINSON, Antoina
03/07/17	at UNLV	L	43-68	1776	(11)BREWSTER, Rachel	(7)ROBINSON, Antoina
3/15/17	at Idaho	L	57-64	1109	(15)WEST, Olivia	(11)DUFFICY, Shannon

GAME-BY-GAME COMPARISON

Opponent	1st	2nd	Score	Mar	Total FG	FG Pct	3-Pointers	3FG Pct	Free Throws	FT Pct	Rebounds	Assist	T/Over	Block	Steal	Fouls
WESTMINSTER	39/19	33/30	72-49	+23	29-74/19-49	.392/.388	5-12/7-21	.417/.333	9-15/4-7	.600/.571	49/29 +20	19/12	12/22	1/2	16/4	16/15
MONTANA STATE	25/29	39/27	64-56	+8	23-68/22-62	.338/.355	1-6/4-21	.167/.190	17-23/8-14	.739/.571	49/41 +8	15/10	16/21	8/4	12/6	16/24
UC IRVINE	35/22	31/30	66-52	+14	29-74/19-56	.392/.339	5-16/5-15	.313/.333	3-4/9-14	.750/.643	39/45 (6)	20/10	11/23	13/2	14/7	17/11
SOUTHERN UTAH	23/39	31/31	54-70	(16)	20-60/27-58	.333/.466	7-21/7-16	.333/.438	7-9/9-17	.778/.529	33/43 (10)	13/18	24/20	6/1	10/11	16/14
Incarnate Word	43/24	36/22	79-46	+33	29-54/15-61	.537/.246	5-9/6-26	.556/.231	16-21/10-14	.762/.714	44/33 +11	21/9	13/13	8/0	6/4	18/21
Montana	29/21	36/26	65-47	+18	27-58/11-51	.466/.216	7-17/3-15	.412/.200	4-9/22-33	.444/.667	41/37 +4	12/10	16/14	8/2	9/6	26/13
IDAHO STATE	32/24	37/32	69-56	+13	24-61/18-53	.393/.340	7-12/6-22	.583/.273	14-24/14-20	.583/.700	37/42 (5)	14/11	14/24	7/5	12/6	19/20
Utah	28/33	30/32	58-65	(7)	25-58/22-58	.431/.379	2-12/5-20	.167/.250	6-7/16-24	.857/.667	29/44 (15)	12/11	17/18	3/2	4/13	20/15
UTAH VALLEY	30/20	26/25	56-45	+11	22-58/16-47	.379/.340	4-16/5-20	.250/.250	8-13/8-15	.615/.533	41/31 +10	12/8	18/22	5/0	9/11	20/20
BYU	22/27	18/33	40-60	(20)	17-58/20-60	.293/.333	2-12/6-18	.167/.333	4-8/14-17	.500/.824	43/42 +1	13/13	19/10	14/3	2/10	15/11
Arizona	22/27	35/34	57-61	(4)	21-53/22-54	.396/.407	1-11/3-11	.091/.273	14-22/14-21	.636/.667	32/39 (7)	12/11	14/23	8/6	13/9	17/20
Boise State	23/46	33/30	56-76	(20)	19-56/30-65	.339/.462	3-8/8-24	.375/.333	15-20/8-13	.750/.615	39/38 +1	6/21	20/13	5/4	5/9	16/21
AIR FORCE	40/28	25/34	65-62	+3	24-59/23-53	.407/.434	4-7/5-15	.571/.333	13-17/11-16	.765/.688	33/33 -	13/13	14/17	3/3	8/6	15/15
New Mexico	37/32	30/46	67-78	(11)	25-61/25-62	.410/.403	9-22/8-24	.409/.333	8-12/20-26	.667/.769	36/40 (4)	16/16	17/12	3/6	8/10	21/11
UNLV	25/22	24/27	53-55	(2)	21-63/18-56	.333/.321	7-16/3-27	.438/.111	4-4/16-23	1000/.696	46/40 +6	13/7	25/17	0/3	8/9	20/16
WYOMING	27/33	21/38	48-71	(23)	19-62/28-58	.306/.483	5-19/11-19	.263/.579	5-6/4-8	.833/.500	42/31 +11	9/21	16/6	8/0	1/9	10/8
SAN DIEGO STATE	28/22	25/25	53-47	+6	22-56/17-59	.393/.288	2-8/5-22	.250/.227	8-10/8-12	.700/.667	43/38 +5	18/6	17/13	5/2	6/8	17/11
Colorado State	15/39	28/35	43-74	(31)	16-51/30-53	.314/.566	6-23/10-24	.261/.417	5-7/4-6	.714/.667	30/28 +2	8/25	17/7	1/5	2/10	11/10
NEW MEXICO	30/24	28/44	58-68	(10)	22-61/24-53	.361/.453	5-12/11-29	.417/.379	9-12/9-17	.750/.529	32/42 (10)	17/16	11/16	3/6	7/5	14/15
Fresno State	28/23	24/24	52-47	+5	20-54/18-44	.370/.409	7-16/3-13	.438/.231	5-6/8-11	.833/.727	33/28 +5	8/7	12/15	5/3	7/9	15/12
Nevada	47/21	34/48	81-69	+12	32-63/22-58	.508/.379	5-11/8-23	.455/.348	12-15/17-22	.800/.773	39/33 +6	16/13	17/18	6/4	11/8	19/14
BOISE STATE	32/42	33/21	65-63	+2	28-57/21-44	.491/.477	5-17/6-12	.294/.500	4-5/15-25	.800/.600	31/28 +3	23/13	24/25	2/3	17/14	22/16
COLORADO STATE	29/17	26/31	55-48	+7	21-50/15-56	.420/.268	5-19/9-29	.263/.310	8-10/9-13	.800/.692	48/26 +22	12/9	16/6	3/2	3/5	9/9
Wyoming	25/30	15/29	40-59	(19)	17-54/19-48	.315/.396	2-18/3-15	.111/.200	4-5/18-20	.800/.900	25/42 (17)	5/11	9/11	3/0	7/3	21/9
San Diego State	22/35	37/31	59-66	(7)	22-48/23-43	.458/.535	7-18/7-21	.389/.333	8-12/13-15	.667/.867	19/28 (9)	15/10	15/20	3/2	9/5	18/14
NEVADA	29/24	31/33	60-57	+3	21-53/18-56	.396/.321	4-11/4-17	.364/.235	14-16/17-28	.875/.607	40/38 +2	10/14	16/10	6/2	6/6	19/19
SAN JOSE STATE	49/33	33/45	82-78	+4	31-75/28-70	.413/.400	4-16/12-31	.250/.387	16-21/10-15	.762/.667	52/39 +13	16/16	7/7	4/4	2/3	17/17
Air Force	33/26	28/38	61-64	(3)	25-45/19-48	.556/.396	2-7/6-15	.286/.400	9-15/20-26	.600/.769	30/24 +6	16/13	22/14	3/0	7/10	24/16
UNLV	22/26	36/23	58-49	+9	24-56/15-52	.429/.288	3-16/6-24	.188/.250	7-8/13-14	.875/.929	35/35 -	12/10	16/17	0/3	8/8	11/14
Air Force	17/16	29/24	46-40	+6	18-53/10-44	.340/.227	1-12/4-12	.083/.333	9-14/16-22	.643/.727	33/36 (3)	7/8	10/16	6/3	7/7	17/17
UNLV	23/33	20/35	43-68	(25)	17-50/25-54	.340/.463	3-12/10-22	.250/.455	6-11/8-13	.545/.615	32/34 (2)	6/14	17/13	4/2	7/13	12/13
Idaho	25/27	32/37	57-64	(7)	24-66/19-54	.364/.352	7-24/12-32	.292/.375	2-6/14-16	.333/.875	39/38 +1	9/13	10/11	7/1	7/3	19/7

INDIVIDUAL POINTS-REBOUNDS-ASSISTS

Opponent	Date	Score	01		02		03		05		12		22		30	
			WEST,ELIZA	GEER,JESSI	WEST,OLIVI	DUFFICY,SH	BASSETT,HA	BREWSTER,R	MOORE,DEE							
WESTMINSTER	11/11/16	72-49	w	10-6-3	5-1-2	9-4-4	14-9-3	5-7-0	11-4-3	2-2-1						
MONTANA STATE	11/14/16	64-56	w	8-3-3	7-2-0	1-0-1	7-14-3	4-3-0	18-3-2	2-2-0						
UC IRVINE	11/17/16	66-52	w	2-4-5	9-1-7	6-0-2	DNP	4-6-0	16-5-1	6-2-0						
SOUTHERN UTAH	11/22/16	54-70	L	11-2-4	6-4-2	5-2-1	8-3-2	5-3-0	9-1-3	2-1-0						
vs Incarnate Word	11/25/16	79-46	w	6-3-4	4-4-1	14-1-3	10-9-5	6-5-0	18-2-1	8-5-0						
at Montana	11/27/16	65-47	w	18-3-3	9-4-2	7-0-4	4-14-1	4-4-0	7-3-0	4-0-0						
IDAHO STATE	12/1/16	69-56	w	2-1-7	6-1-0	15-2-0	6-8-3	5-2-0	22-4-2	1-6-1						
at Utah	12/03/16	58-65	L	9-2-4	5-3-1	0-0-0	11-3-5	6-2-0	10-5-1	0-0-0						
UTAH VALLEY	12/15/16	56-45	w	6-4-3	9-3-3	0-2-0	6-14-0	4-3-0	19-5-3	3-1-0						
BYU	12/17/16	40-60	L	0-6-3	0-3-3	0-0-1	DNP	16-5-0	3-7-1	2-3-0						
at Arizona	12/21/16	57-61	L	2-5-4	3-2-2	0-0-0	21-11-0	4-1-0	15-6-5	0-0-0						
at Boise State	12/29/16	56-76	L	14-4-5	7-2-0	3-0-1	13-12-0	4-2-0	2-3-0	4-2-0						
AIR FORCE	12/31/16	65-62	w	3-4-5	2-1-0	12-0-3	9-7-2	8-3-0	10-2-1	DNP						
at New Mexico	01/04/17	67-78	L	6-5-6	8-0-3	19-0-2	4-9-0	11-5-0	7-3-3	DNP						
at UNLV	01/07/17	53-55	L	13-5-3	8-2-3	3-2-3	6-3-0	8-12-0	12-12-4	0-1-0						
WYOMING	01/11/17	48-71	L	2-5-3	0-1-2	9-0-1	12-16-1	4-1-0	9-5-2	0-3-0						
SAN DIEGO STATE	01/14/17	53-47	w	2-2-6	6-7-2	0-1-1	4-8-3	5-2-1	18-9-3	0-0-1						
at Colorado State	01/21/17	43-74	L	12-6-4	6-1-0	0-2-0	6-5-0	4-3-0	12-5-1	1-1-0						
NEW MEXICO	01/25/17	58-68	L	7-3-5	0-1-0	2-1-0	4-2-5	8-4-0	22-6-4	4-4-1						
at Fresno State	01/28/17	52-47	w	7-5-4	3-0-0	0-1-0	17-6-0	0-3-0	19-2-1	2-2-0						
at Nevada	02/01/17	81-69	w	16-3-8	2-1-0	0-0-3	11-14-2	13-7-1	14-5-1	7-5-0						
BOISE STATE	02/04/17	65-63	w	9-4-9	2-2-0	8-2-1	9-8-7	0-0-0	19-1-2	6-4-0						
COLORADO STATE	02/08/17	55-48	w	16-2-4	0-1-1	13-3-0	4-17-4	4-1-0	9-6-1	DNP						
at Wyoming	02/11/17	40-59	L	3-1-2	0-1-0	0-0-0	5-5-0	0-2-0	15-3-1	3-2-0						
at San Diego State	02/15/17	59-66	L	7-3-6	3-0-0	0-1-1	4-1-0	0-0-1	14-2-2	7-3-1						
NEVADA	02/18/17	60-57	w	12-4-5	3-1-0	0-1-1	6-11-3	7-3-0	21-3-1	7-3-0						
SAN JOSE STATE	02/22/17	82-78	w	5-7-7	6-2-2	4-1-1	8-12-1	16-8-0	22-6-1	4-0-0						
at Air Force	02/25/17	61-64	L	11-2-8	2-0-0	0-1-2	7-8-1	1-0-1	11-5-1	0-2-2						
UNLV	02/28/17	58-49	w	13-1-7	0-1-0	5-2-0	4-9-4	0-2-0	12-1-0	DNP						
vs Air Force	03/06/17	46-40	w	2-3-3	0-0-0	8-1-1	4-8-0	2-2-0	14-3-1	0-3-0						
at UNLV	03/07/17	43-68	L	2-0-3	0-1-0	4-0-1	10-4-0	4-1-0	11-6-1	2-4-1						
at Idaho	3/15/17	57-64	L	DNP	0-2-1	15-7-5	12-11-1	2-1-0	8-1-0	DNP						

Opponent	Date	Score	31		33		35		41		44	
			TOOLE,KATI	KLINKER,LI	DE PAULO,A	ROBINSON,A	MASON,DEJA					
WESTMINSTER	11/11/16	72-49	w	6-1-0	6-5-3	DNP	4-5-0	0-1-0				
MONTANA STATE	11/14/16	64-56	w	2-2-1	4-4-3	DNP	4-7-1	7-6-1				
UC IRVINE	11/17/16	66-52	w	11-4-3	2-2-1	DNP	8-5-1	2-6-0				
SOUTHERN UTAH	11/22/16	54-70	L	5-0-1	0-2-0	DNP	2-3-0	1-7-0				
vs Incarnate Word	11/25/16	79-46	w	2-3-1	2-0-4	DNP	7-2-0	2-8-2				
at Montana	11/27/16	65-47	w	0-1-1	2-1-1	DNP	4-4-0	6-7-0				
IDAHO STATE	12/1/16	69-56	w	7-4-0	0-1-0	DNP	1-5-0	4-3-1				
at Utah	12/03/16	58-65	L	2-3-1	2-0-0	DNP	7-5-0	6-4-0				
UTAH VALLEY	12/15/16	56-45	w	2-0-1	1-1-1	DNP	6-3-1	0-1-0				
BYU	12/17/16	40-60	L	2-2-0	3-1-1	DNP	3-2-0	11-11-4				
at Arizona	12/21/16	57-61	L	0-0-1	0-0-0	DNP	8-4-0	4-1-0				
at Boise State	12/29/16	56-76	L	2-0-0	0-2-0	2-1-0	3-5-0	2-2-0				
AIR FORCE	12/31/16	65-62	w	4-1-2	0-0-0	0-1-0	13-4-0	4-6-0				
at New Mexico	01/04/17	67-78	L	8-0-1	DNP	DNP	0-5-1	4-2-0				
at UNLV	01/07/17	53-55	L	0-0-0	0-0-0	DNP	3-3-0	0-2-0				
WYOMING	01/11/17	48-71	L	7-0-0	3-2-0	0-2-0	DNP	2-5-0				
SAN DIEGO STATE	01/14/17	53-47	w	0-0-0	2-1-0	DNP	12-5-1	4-4-0				
at Colorado State	01/21/17	43-74	L	2-1-0	0-0-3	DNP	0-2-0	0-2-0				
NEW MEXICO	01/25/17	58-68	L	0-0-0	9-1-0	DNP	0-6-1	2-1-1				
at Fresno State	01/28/17	52-47	w	0-0-0	0-2-1	DNP	0-4-2	4-1-0				
at Nevada	02/01/17	81-69	w	3-0-1	2-0-0	DNP	7-1-0	6-2-0				
BOISE STATE	02/04/17	65-63	w	0-0-1	2-2-1	DNP	4-0-1	6-6-1				
COLORADO STATE	02/08/17	55-48	w	DNP	0-2-1	DNP	4-5-0	5-7-1				
at Wyoming	02/11/17	40-59	L	2-0-0	0-0-0	DNP	6-1-0	6-5-2				
at San Diego State	02/15/17	59-66	L	12-0-1	0-0-0	DNP	5-3-2	7-3-1				
NEVADA	02/18/17	60-57	w	2-0-0	2-2-0	DNP	0-4-0	0-4-0				
SAN JOSE STATE	02/22/17	82-78	w	0-0-0	2-2-3	DNP	2-1-0	13-12-1				
at Air Force	02/25/17	61-64	L	8-1-0	0-0-1	DNP	17-5-0	4-5-0				
UNLV	02/28/17	58-49	w	16-4-0	0-2-0	DNP	8-5-1	0-4-0				
vs Air Force	03/06/17	46-40	w	7-1-0	2-1-0	DNP	7-8-1	0-2-1				
at UNLV	03/07/17	43-68	L	7-2-0	1-1-0	DNP	2-7-0	0-2-0				
at Idaho	3/15/17	57-64	L	6-2-0	4-2-1	DNP	8-3-1	2-6-0				

2016-17 IN REVIEW

Overall Record 17-15, 9-9 MW

When the Aggies.....they are

Play day games..... 9-6

Play night games 8-9

Lead at halftime 14-4

Trail at halftime..... 3-11

Are tied at halftime..... 0-0

Shoot better from the field than opponent 13-5

Shoot worse from the field than opponent..... 3-10

Shoot the same from the field as opponent..... 0-0

Shoot better from three than opponent 9-5

Shoot worse from three than opponent..... 7-10

Shoot the same from three as opponent..... 1-0

Shoot better from the FT line than opponent 13-7

Shoot worse from the FT line than opponent..... 4-8

Shoot the same from the FT line as opponent..... 0-0

Out-rebound opponent 12-7

Are out-rebounded by opponent..... 3-8

Are even in rebounds with opponent 2-0

Commit fewer fouls than opponent 4-4

Commit more fouls than opponent..... 7-11

Commit same number of fouls..... 6-0

Have more assists than opponent..... 13-6

Have fewer assists than opponent..... 2-7

Have same number of assists..... 2-2

Have fewer turnovers than opponent..... 11-6

Have more turnovers than opponent..... 4-9

Have same number of turnovers..... 2-0

Utah State's Points Scored/Allowed Summary

Record When Scoring		Record When Allowing	
0-0	30-39	0-0	
1-5	40-49	9-0	
5-7	50-59	3-2	
7-2	60-69	2-8	
2-0	70-79	1-5	
2-0	80-89	0-0	
0-0	90-99	0-0	
0-0	100+	0-0	

Record When the Scoring Margin is...

1 (pt.)	2	3	4	5	6
0-0	1-1	3-1	1-1	1-0	2-0
7	8	9	10-15	16-20	20+
1-3	1-0	1-0	4-2	1-3	2-4

Record By Month

Nov.	Dec.	Jan.	Feb.	March
5-1	3-3	2-5	5-3	1-2

Utah State's Record By Day Of The Week

Sun.	Mon.	Tues.	Wed.	Thurs.	Fri.	Sat.
1-0	2-0	1-2	3-5	4-1	2-0	5-7

2016-17 Production Summary

	Starters Total/% Team	Bench Total/% Team
Minutes	3,782 / 64.9	2,043 / 35.1
Points	1,140 / 65.6	596 / 34.4
Rebounds	684 / 62.8	406 / 37.2

2016-17 Miscellaneous Statistics

	Games	Double Figure Scoring	20-Pt. Games	Double Figure Reb/Asst	Double Doubles
Bassett	32	4	0	1/0	0
Brewster	32	24	4	2/0	1
de Paulo	3	0	0	0/0	0
Dufficy	30	10	1	11/0	5
Enders	0	0	0	0/0	0
Geer	32	0	0	0/0	0
Jensen	0	0	0	0/0	0
Klinker	31	0	0	0/0	0
Mason	32	2	0	2/0	2
Moore	27	0	0	0/0	0
Price	0	0	0	0/0	0
Robinson	31	3	0	0/0	0
Toole	31	2	0	0/0	0
E. West	31	11	0	0/0	0
O. West	32	6	0	0/0	0



FINAL MOUNTAIN WEST STANDINGS

	MW Games				All Games			
	W-L	Pct.	PF	PA	W-L	Pct.	PF	PA
Colorado State	15-3	.833	62.6	51.4	25-9	.735	65.0	53.6
Wyoming	13-5	.722	64.2	54.1	22-10	.688	64.7	54.5
Boise State	12-6	.667	66.2	60.6	25-8	.758	68.7	62.4
UNLV	12-6	.667	57.3	54.9	22-11	.667	60.2	55.7
New Mexico	10-8	.556	65.4	61.3	15-15	.500	67.1	62.1
Utah State	9-9	.500	58.7	62.8	17-15	.531	58.8	59.7
Fresno State	8-10	.444	59.9	61.8	18-15	.545	60.1	59.9
San Jose State	7-11	.389	74.4	77.8	11-21	.344	71.4	77.8
San Diego State	6-12	.333	63.8	70.6	11-19	.367	63.5	70.4
Nevada	5-13	.278	65.8	69.8	11-19	.367	67.1	69.9
Air Force	2-16	.111	54.4	67.7	4-25	.138	53.5	67.3

MOUNTAIN WEST TEAM STATISTICS

SCORING OFFENSE

Team	G	W-L	Pts	Avg.
1. San José State	32	11-21	2284	71.4
2. Boise State	33	25-8	2266	68.7
3. New Mexico	30	15-15	2013	67.1
4. Nevada	30	11-19	2012	67.1
5. Colorado State	34	25-9	2209	65.0
6. Wyoming	32	22-10	2069	64.7
7. San Diego State	30	11-19	905	63.5
8. UNLV	33	22-11	1988	60.2
9. Fresno State	33	18-15	1983	60.1
10. UTAH STATE	32	17-15	1882	58.8
11. Air Force	29	4-25	1551	53.5

SCORING DEFENSE

Team	G	Pts	Avg.
1. Colorado State	34	1824	53.6
2. Wyoming	32	1743	54.5
3. UNLV	33	1837	55.7
4. UTAH STATE	32	1910	59.7
5. Fresno State	33	1976	59.9
6. New Mexico	30	1863	62.1
7. Boise State	33	2060	62.4
8. Air Force	29	1952	67.3
9. Nevada	30	2098	69.9
10. San Diego State	30	2111	70.4
11. San José State	32	2491	77.8

SCORING MARGIN

Team	G	Off	Def	Mar.
1. Colorado State	34	65.0	53.6	+11.3
2. Wyoming	32	64.7	54.5	+10.2
3. Boise State	33	68.7	62.4	+6.2
4. New Mexico	30	67.1	62.1	+5.0
5. UNLV	33	60.2	55.7	+4.6
6. Fresno State	33	60.1	59.9	+0.2
7. UTAH STATE	32	58.8	59.7	-0.9
8. Nevada	30	67.1	69.9	-2.9
9. San José State	32	71.4	77.8	-6.5
10. San Diego State	30	63.5	70.4	-6.9
11. Air Force	29	53.5	67.3	-13.8

FREE THROW PERCENTAGE

Team	G	FTM	FTA	Pct.
1. Nevada	30	443	597	.742
2. San José State	32	358	484	.740
3. Wyoming	32	355	480	.740
4. Colorado State	34	336	458	.724
5. Boise State	33	325	444	.732
6. San Diego State	30	337	479	.704
7. UTAH STATE	32	272	387	.703
8. UNLV	33	389	575	.677
9. Air Force	29	361	540	.669
10. Fresno State	33	334	512	.652
11. New Mexico	30	342	551	.621

FIELD GOAL PERCENTAGE

Team	G	FGM	FGA	Pct.
1. Wyoming	32	742	1693	.438
2. Colorado State	34	809	1908	.424
3. Fresno State	33	742	1837	.404
4. Boise State	33	852	2135	.399
5. San Diego State	30	682	1732	.394
6. UTAH STATE	32	734	1869	.393
7. New Mexico	30	737	1904	.387
8. San José State	32	832	2171	.383
9. Nevada	30	697	1844	.378
10. UNLV	33	708	1923	.368
11. Air Force	29	536	1574	.341

FIELD GOAL PCT. DEFENSE

Team	G	FGM	FGA	Pct.
1. Colorado State	34	660	1947	.339
2. New Mexico	30	699	2010	.348
3. Wyoming	32	665	1784	.373
4. Fresno State	33	741	1982	.374
5. UNLV	33	659	1762	.374
6. UTAH STATE	32	658	1739	.378
7. Boise State	33	747	1900	.393

8. Nevada	30	787	1950	.404
9. San José State	32	934	2176	.429
10. Air Force	29	717	1669	.430
11. San Diego State	30	789	1748	.451

3-POINT FIELD GOAL PERCENTAGE

Team	G	FGM	FGA	Pct.
1. Wyoming	32	230	628	.366
2. Colorado State	34	255	751	.340
3. Boise State	33	237	722	.328
4. San Diego State	30	204	639	.319
5. UTAH STATE	32	142	456	.311
6. Nevada	30	175	569	.308
7. San José State	32	262	854	.307
8. Air Force	29	118	395	.299
9. Fresno State	33	165	553	.298
10. UNLV	33	183	620	.295
11. New Mexico	30	195	697	.280

3-POINT FIELD GOAL PCT. DEFENSE

Team	G	FGM	FGA	Pct.
1. Colorado State	34	220	794	.277
2. Wyoming	32	137	479	.286
3. Boise State	33	183	638	.287
4. UNLV	33	198	651	.304
5. Nevada	30	172	564	.305
6. New Mexico	30	215	698	.308
7. Fresno State	33	199	642	.310
8. UTAH STATE	32	208	655	.318
9. Air Force	29	115	357	.322
10. San José State	32	222	661	.336
11. San Diego State	30	219	618	.354

3-POINT FIELD GOALS MADE

Team	G	3FG	Avg.
1. San José State	32	262	8.2
2. Colorado State	34	255	7.5
3. Wyoming	32	230	7.2
4. Boise State	33	237	7.2
5. San Diego State	30	204	6.8
6. New Mexico	30	195	6.5
7. Nevada	30	175	5.8
8. UNLV	33	183	5.5
9. Fresno State	33	165	5.0
10. UTAH STATE	32	142	4.4
11. Air Force	29	118	4.1

REBOUNDING OFFENSE

Team	G	Reb.	Avg.
1. New Mexico	30	1364	45.5
2. Nevada	30	1246	41.5
3. UNLV	33	1328	40.2
4. Boise State	33	1288	39.0
5. UTAH STATE	32	1194	37.3
6. San José State	32	1187	37.1
7. Fresno State	33	1215	36.8
8. Colorado State	34	1217	35.8
9. Wyoming	32	1140	35.6
10. Air Force	29	999	34.4
11. San Diego State	30	1010	33.70

REBOUNDING DEFENSE

Team	G	Reb.	Avg.
1. Wyoming	32	1037	32.4
2. UNLV	33	1147	34.8
3. UTAH STATE	32	1145	35.8
4. San Diego State	30	1095	36.5
5. Boise State	33	1214	36.8
6. Fresno State	33	1231	37.3
7. Nevada	30	1133	37.8
8. Colorado State	34	1290	37.9
9. Air Force	29	1134	39.1
10. New Mexico	30	1234	41.1
11. San José State	32	1477	46.2

REBOUNDING MARGIN

Team	G	TM	Avg.	Opp.	Avg.	Mar.
1. UNLV	33	1328	40.2	1147	34.8	+5.5
2. New Mexico	30	1364	45.5	1234	41.1	+4.3
3. Nevada	30	1246	41.5	1133	37.8	+3.8

4. Wyoming	32	1140	35.6	1037	32.4	+3.2
5. Boise State	33	1288	39.0	1214	36.8	+2.2
6. UTAH STATE	32	1194	37.3	1145	35.8	+1.5
7. Fresno State	33	1215	36.8	1231	37.3	-0.5
8. Colorado State	34	1217	35.8	1290	37.9	-2.1
9. San Diego State	30	1010	33.7	1095	36.5	-2.8
10. Air Force	29	999	34.4	1134	39.1	-4.7
11. San José State	32	1187	37.1	1477	46.2	-9.1

BLOCKED SHOTS

Team	G	Blks.	Avg.
1. Fresno State	33	167	5.1
2. UTAH STATE	32	161	5.0
3. New Mexico	30	141	4.7
4. Nevada	30	130	4.3
5. Colorado State	34	118	3.5
6. Boise State	33	107	3.2
7. UNLV	33	105	3.2
8. Air Force	29	81	2.8
9. San José State	32	74	2.3
10. Wyoming	32	51	1.6
11. San Diego State	30	38	1.3

ASSISTS

Team	G	Stls.	Avg.
1. Wyoming	32	488	15.3
2. Boise State	33	496	15.0
3. New Mexico	30	445	14.8
4. Colorado State	34	475	14.0
5. San José State	32	436	13.6
6. Nevada	30	395	13.2
7. UTAH STATE	32	418	13.1
8. Fresno State	33	427	12.9
9. San Diego State	30	366	12.2
10. UNLV	33	376	11.4
11. Air Force	29	293	10.1

STEALS

Team	G	Stls.	Avg.
1. UNLV	33	304	9.2
2. Boise State	33	266	8.1
3. Colorado State	34	268	7.9
4. UTAH STATE	32	250	7.8
5. San José State	32	237	7.4
6. Nevada	30	214	7.1
7. Air Force	29	201	6.9
8. Fresno State	33	222	6.7
9. New Mexico	30	193	6.4
10. Wyoming	32	191	6.0
11. San Diego State	30	178	5.9

TURNOVER MARGIN

Team	G	TM	Avg.	Opp.	Avg.	Mar.
1. Colorado State	34	392	11.5	498	14.6	+3.1
2. Boise State	33	496	15.0	580	17.6	+2.5
3. UNLV	33	531	16.1	605	18.3	+2.2
4. San José State	32	411	12.8	476	14.9	+2.0
5. San Diego State	30	420	14.0	430	14.3	+0.3
6. UTAH STATE	32	502	15.7	494	15.4	-0.2
7. Wyoming	32	420	13.1	396	12.4	-0.8
8. Fresno State	33	495	15.0	462	14.0	-1.0
9. New Mexico	30	414	13.8	373	12.4	-1.4
10. Air Force	29	562	19.4	463	16.0	-3.4
11. Nevada	30	563	18.8	450	15.0	-3.8

ASSIST/TURNOVER RATIO

Team	G	TM	Avg.	Opp.	Avg.	Mar.
1. Colorado State	34	475	14.0	392	11.5	1.2
2. Wyoming	32	488	15.3	420	13.1	1.2
3. New Mexico	30	445	14.8	414	13.8	1.1
4. San José State	32	436	13.6	411	12.8	1.1
5. Boise State	33	496	15.0	496	15.0	1.0
6. San Diego State	30	366	12.2	420	14.0	0.9
7. Fresno State	33	427	12.9	495	15.0	0.9
8. UTAH STATE	32	418	13.1	502	15.7	0.8
9. UNLV	33	376	11.4	531	16.1	0.7
10. Nevada	30	395				

2016-17 IN REVIEW

MOUNTAIN WEST TEAM STATISTICS (CONFERENCE ONLY)

SCORING OFFENSE

Team	G	W-L	Pts	Avg.
1. San José State	18	7-11	1340	74.4
2. Boise State	18	12-6	1192	66.2
3. Nevada	18	5-13	1185	65.8
4. New Mexico	18	10-8	1178	65.4
5. Wyoming	18	13-5	1155	64.2
6. San Diego State	18	6-12	1149	63.8
7. Colorado State	18	15-3	1127	62.6
8. Fresno State	18	8-10	1078	59.9
9. UTAH STATE	18	9-9	1056	58.7
10. UNLV	18	12-6	1031	57.3
11. Air Force	18	2-16	980	54.4

SCORING DEFENSE

Team	G	Pts	Avg.
1. Colorado State	18	926	51.4
2. Wyoming	18	973	54.1
3. UNLV	18	988	54.9
4. Boise State	18	1091	60.6
5. New Mexico	18	1103	61.3
6. Fresno State	18	1113	61.8
7. UTAH STATE	18	1131	62.8
8. Air Force	18	1219	67.7
9. Nevada	18	1256	69.8
10. San Diego State	18	1270	70.6
11. San José State	18	1401	77.8

SCORING MARGIN

Team	G	Off	Def	Mar.
1. Colorado State	18	62.6	51.4	+11.2
2. Wyoming	18	64.2	54.1	+10.1
3. Boise State	18	66.2	60.6	+5.6
4. New Mexico	18	65.4	61.3	+4.2
5. UNLV	18	57.3	54.9	+2.4
6. Fresno State	18	59.9	61.8	-1.9
7. San José State	18	74.4	77.8	-3.4
8. Nevada	18	65.8	69.8	-3.9
9. UTAH STATE	18	58.7	62.8	-4.2
10. San Diego State	18	63.8	70.6	-6.7
11. Air Force	18	54.4	67.7	-13.3

FREE THROW PERCENTAGE

Team	G	FTM	FTA	Pct.
1. San José State	18	207	263	.787
2. UTAH STATE	18	153	201	.761
3. Nevada	18	266	359	.741
4. Colorado State	18	153	209	.732
5. Boise State	18	167	232	.720
6. Wyoming	18	182	255	.714
7. Air Force	18	204	290	.703
8. UNLV	18	207	296	.699
9. San Diego State	18	183	268	.683
10. New Mexico	18	207	314	.659
11. Fresno State	18	158	263	.601

FIELD GOAL PERCENTAGE

Team	G	FGM	FGA	Pct.
1. Wyoming	18	423	936	.451
2. Colorado State	18	423	1000	.423
3. Fresno State	18	413	1003	.412
4. Boise State	18	462	1156	.400
5. UTAH STATE	18	409	1024	.399
6. San Diego State	18	416	1069	.389
7. San José State	18	491	1267	.388
8. New Mexico	18	428	1123	.381
9. Nevada	18	408	1103	.370
10. UNLV	18	368	1033	.356
11. Air Force	18	349	986	.354

FIELD GOAL PCT. DEFENSE

Team	G	FGM	FGA	Pct.
1. Colorado State	18	342	1058	.323
2. New Mexico	18	406	1173	.346
3. UNLV	18	353	965	.366
4. Wyoming	18	385	1030	.374
5. Fresno State	18	418	1088	.384
6. Boise State	18	398	1018	.391
7. UTAH STATE	18	393	978	.402
8. Nevada	18	460	1112	.414
9. San José State	18	514	1227	.419
10. Air Force	18	451	1007	.448
11. San Diego State	18	470	1044	.450

3-POINT FIELD GOAL PERCENTAGE

Team	G	FGM	FGA	Pct.
1. Wyoming	18	127	330	.385
2. Colorado State	18	128	380	.337
3. San Diego State	18	134	405	.331
4. UTAH STATE	18	85	264	.322
5. San José State	18	151	482	.313
6. Fresno State	18	94	303	.310
7. Nevada	18	103	343	.300
8. Air Force	18	78	265	.294
9. Boise State	18	101	360	.281
10. New Mexico	18	115	413	.278
11. UNLV	18	88	333	.264

3-POINT FIELD GOAL PCT. DEFENSE

Team	G	FGM	FGA	Pct.
1. Colorado State	18	110	442	.249
2. Wyoming	18	75	282	.266
3. Boise State	18	92	329	.280
4. UNLV	18	106	347	.305
5. New Mexico	18	135	438	.308
6. Fresno State	18	114	367	.311
7. UTAH STATE	18	125	384	.326
8. Air Force	18	71	213	.333
9. Nevada	18	111	328	.338
10. San José State	18	134	380	.353
11. San Diego State	18	131	368	.356

3-POINT FIELD GOALS MADE

Team	G	3FG	Avg.
1. San José State	18	151	8.4
2. San Diego State	18	134	7.4
3. Colorado State	18	128	7.1
4. Wyoming	18	127	7.1
5. New Mexico	18	115	6.4
6. Nevada	18	103	5.7
7. Boise State	18	101	5.6
8. Fresno State	18	94	5.2
9. UNLV	18	88	4.9
10. UTAH STATE	18	85	4.7
11. Air Force	18	78	4.3

REBOUNDING OFFENSE

Team	G	Reb.	Avg.
1. New Mexico	18	799	44.4
2. Nevada	18	736	40.9
3. UNLV	18	710	39.4
4. San José State	18	701	38.9
5. Boise State	18	685	38.1
6. UTAH STATE	18	653	36.3
7. Wyoming	18	649	36.1
8. Colorado State	18	648	36.0
9. Fresno State	18	630	35.0
10. San Diego State	18	620	34.4
11. Air Force	18	588	32.7

REBOUNDING DEFENSE

Team	G	Reb.	Avg.
1. Wyoming	18	563	31.3
2. UTAH STATE	18	611	33.9
3. UNLV	18	624	34.7
4. San Diego State	18	661	36.7
5. Boise State	18	667	37.1
6. Nevada	18	676	37.6
7. Fresno State	18	688	38.2
Air Force	18	688	38.2
9. Colorado State	18	701	38.9
10. New Mexico	18	713	39.6
11. San José State	18	827	45.9

REBOUNDING MARGIN

Team	G	TM	Avg.	Opp.	Avg.	Mar.
1. New Mexico	18	799	44.4	713	39.6	+4.8
2. Wyoming	18	649	36.1	563	31.3	+4.8
3. UNLV	18	710	39.4	624	34.7	+4.8
4. Nevada	18	736	40.9	676	37.6	+3.3
5. UTAH STATE	18	653	36.3	611	33.9	+2.3
6. Boise State	18	685	38.1	667	37.1	+1.0
7. San Diego State	18	620	34.4	661	36.7	-2.3
8. Colorado State	18	648	36.0	701	38.9	-2.9
9. Fresno State	18	630	35.0	688	38.2	-3.2
10. Air Force	18	588	32.7	688	38.2	-5.6
11. San José State	18	701	38.9	827	45.9	-7.0

BLOCKED SHOTS

Team	G	Blks.	Avg.
1. Nevada	18	81	4.5
2. New Mexico	18	79	4.4
3. Fresno State	18	78	4.3
4. Colorado State	18	65	3.6
5. Boise State	18	64	3.6
6. UTAH STATE	18	63	3.5
7. UNLV	18	59	3.3
8. San José State	18	42	2.3
9. Air Force	18	39	2.2
10. Wyoming	18	27	1.5
11. San Diego State	18	18	1.0

ASSISTS

Team	G	Stls.	Avg.
1. Wyoming	18	281	15.6
2. Boise State	18	264	14.7
3. New Mexico	18	256	14.2
San José State	18	256	14.2
5. Colorado State	18	247	13.7
6. UTAH STATE	18	233	12.9
7. San Diego State	18	230	12.8
8. Fresno State	18	228	12.7
9. Nevada	18	220	12.2
10. Air Force	18	195	10.8
11. UNLV	18	194	10.8

STEALS

Team	G	Stls.	Avg.
1. Boise State	18	162	9.0
2. UNLV	18	148	8.2
3. Nevada	18	128	7.1
4. Colorado State	18	127	7.1
5. San José State	18	123	6.8
6. UTAH STATE	18	122	6.8
7. Fresno State	18	116	6.4
Air Force	18	116	6.4
9. New Mexico	18	114	6.3
10. San Diego State	18	99	5.5
11. Wyoming	18	88	4.9

TURNOVER MARGIN

Team	G	TM	Avg.	Opp.	Avg.	Mar.
1. Boise State	18	251	13.9	316	17.6	+3.6
2. Colorado State	18	199	11.1	249	13.8	+2.8
3. San José State	18	202	11.2	251	13.9	+2.7
4. UNLV	18	282	15.7	316	17.6	+1.9
5. San Diego State	18	229	12.7	243	13.5	+0.8
6. Fresno State	18	242	13.4	224	12.4	-1.0
7. New Mexico	18	241	13.4	215	11.9	-1.4
8. Wyoming	18	230	12.8	193	10.7	-2.1
9. Air Force	18	319	17.7	279	15.5	-2.2
10. Nevada	18	320	17.8	276	15.3	-2.4
11. UTAH STATE	18	291	16.2	244	13.6	-2.6

ASSIST/TURNOVER RATIO

Team	G	TM	Avg.	Opp.	Avg.	Mar.
1. San José State	18	256	14.2	202	11.2	1.3
2. Colorado State	18	247	13.7	199	11.1	1.2
3. Wyoming	18	281	15.6	230	12.8	1.2
4. New Mexico	18	256	14.2	241	13.4	1.1
5. Boise State	18	264	14.7	251	13.9	1.1
6. San Diego State	18	230	12.8	229	12.7	1.0
7. Fresno State	18	228	12.7	242	13.4	0.9
8. UTAH STATE	18	233	12.9	291	16.2	0.8
9. UNLV	18	194	10.8	282	15.7	0.7
10. Nevada	18	220	12.2	320	17.8	0.7
11. Air Force	18	195	10.8	319	17.7	0.6



MOUNTAIN WEST INDIVIDUAL STATISTICS

SCORING

Player-Team	CL	G	FG	3FG	FT	Pts	Avg/G
1. RAMOS, Dezz-SJ	SR	32	259	83	151	752	23.5
2. FORT, McKynzie-SD	JR	30	176	8	116	476	15.9
3. BEYNON, Cherise-NM	JR	30	176	53	68	473	15.8
4. ROBERTS, Liv-WY	JR	25	138	43	70	389	15.6
5. NYSTROM, Ellen-CS	SR	34	186	17	124	513	15.1
6. WHITE, Candice-FS	SO	33	160	69	100	489	14.8
7. FAZ DAVALOS, Bego-FS	JR	33	203	0	77	483	14.6
8. GUSTAVSSON, Elin-CS	SR	34	199	21	74	493	14.5
9. VAN DER KEIJL, R.-NM	SR	30	175	0	65	415	13.8
10. PAHUKOA, Brooke-BSU	SR	31	141	47	92	421	13.6

FIELD GOAL PERCENTAGE

Player-Team	CL	G	FG	FGA	Pct.
1. VAN DER KEIJL, R.-NM	SR	30	175	298	.587
2. SMITH, Jasmine-SJ	SR	30	165	301	.548
3. FAZ DAVALOS, Bego-FS	JR	33	203	377	.538
4. GUSTAVSSON, Elin-CS	SR	34	199	392	.508
5. ROBERTS, Liv-WY	JR	25	138	278	.496
6. NYSTROM, Ellen-CS	SR	34	186	416	.447
7. CEPHAS, AJ-NV	SO	30	105	235	.447
8. TVRDY, Hannah-CS	JR	34	109	244	.447
9. SHAW, Shalen-BSU	JR	30	124	280	.443
10. VANDERSCHAAF, Marijk-BSU	SO	33	136	309	.440

FREE THROW PERCENTAGE

Player-Team	CL	G	FT	FTA	Pct.
1. WHITE, Candice-FS	SO	33	100	114	.877
2. RAMOS, Dezz-SJ	SR	32	151	175	.863
3. PAHUKOA, Brooke-BSU	SR	31	92	113	.814
4. MOE, T-NV	JR	29	105	129	.814
ROBERTS, Liv-WY	JR	25	70	86	.814
6. NYSTROM, Ellen-CS	SR	34	124	153	.810
7. JOHNSON, Brooke-LV	JR	31	87	109	.798
8. LADD, Myzhanique-SJ	JR	32	75	95	.789
9. FORT, McKynzie-SD	JR	30	116	148	.784
10. EVERIDGE, Riana-NV	SO	30	66	89	.742

3-POINT FIELD GOAL PERCENTAGE

Player-Team	CL	G	3FG	FGA	Pct.
1. RUSK, Taylor-WY	FR	32	41	92	.446
2. ROBERTS, Liv-WY	JR	25	43	105	.410
3. SCHMID, Stephanie-NV	SR	30	66	162	.407
4. WHITE, Candice-FS	SO	33	69	172	.401
5. GOMEZ, Marta-WY	SO	32	55	139	.396
6. GOMEZ, Geena-SD	JR	30	36	100	.360
7. TVRDY, Hannah-CS	JR	34	37	103	.359
8. LUPFER, Riley-BSU	FR	33	56	156	.359
9. BREWSTER, Rachel-US	SO	32	40	115	.348
10. FORDE, Mariah-AF	FR	29	57	165	.345

3-POINT FIELD GOALS MADE

Player-Team	CL	G	3FG	Avg/G
1. RAMOS, Dezz-SJ	SR	32	83	2.6
2. THORDERSON, Lexy-SD	JR	28	66	2.4
3. SCHMID, Stephanie-NV	SR	30	66	2.2
4. LAPEYROLERIE, Alex-NM	JR	26	55	2.1
5. WHITE, Candice-FS	SO	33	69	2.1
6. ELLISON, Kimberly-SD	SR	30	61	2.0
7. FORDE, Mariah-AF	FR	29	57	2.0
8. BEYNON, Cherise-NM	JR	30	53	1.8
9. ROBERTS, Liv-WY	JR	25	43	1.7
10. GOMEZ, Marta-WY	SO	32	55	1.7

ASSISTS

Player-Team	CL	G	Asts.	Avg/G
1. BEYNON, Cherise-NM	JR	30	198	6.6
2. RODRIGUEZ, Yaiza-BSU	SR	33	192	5.8
3. RAMOS, Dezz-SJ	SR	32	163	5.1
4. NYSTROM, Ellen-CS	SR	34	173	5.1
5. WEST, Eliza-US	FR	31	146	4.7
6. TAPIA, Clara-WY	SO	32	145	4.5
7. MOE, T-NV	JR	29	112	3.9
8. BOSTICK, Ariell-SD	SR	30	106	3.5
9. PORTER, Cortney-AF	JR	29	95	3.3
10. JOHNSON, Brooke-LV	JR	31	101	3.3

REBOUNDING

Player-Team	CL	G	OFF	DEF	TOT	Avg/G
1. FAZ DAVALOS, Bego-FS	JR	33	121	249	370	11.2
2. VAN DER KEIJL, R.-NM	SR	30	104	194	298	9.9
3. DUFFICY, Shannon-US	FR	30	89	172	261	8.7
4. BENNETT, Dee-AF	JR	29	50	188	238	8.2
5. SMITH, Jasmine-SJ	SR	30	115	130	245	8.2
6. NYSTROM, Ellen-CS	SR	34	29	237	266	7.8
7. ROBERTS, Liv-WY	JR	25	26	168	194	7.8
8. BEYNON, Cherise-NM	JR	30	32	193	225	7.5
9. CEPHAS, AJ-NV	SO	30	93	131	224	7.5
10. BRIGGS, Terae-NV	SO	30	98	122	220	7.3

STEALS

Player-Team	CL	G	Stls.	Avg/G
1. JOHNSON, Brooke-LV	JR	31	73	2.4
2. BEYNON, Cherise-NM	JR	30	58	1.9
3. NYSTROM, Ellen-CS	SR	34	65	1.9
4. WEST, Eliza-US	FR	31	55	1.8
5. GONZALEZ, Dylan-LV	JR	29	51	1.8
6. BOSTICK, Ariell-SD	SR	30	51	1.7
7. PORTER, Cortney-AF	JR	29	49	1.7
8. GONZALEZ, Dakota-LV	JR	33	53	1.6
9. WHITE, Candice-FS	SO	33	50	1.5
10. HERMIDA, Marta-BSU	SO	33	48	1.5
FAZ DAVALOS, Bego-FS	JR	33	48	1.5

BLOCKED SHOTS

Player-Team	CL	G	Blks.	Avg/G
1. FAZ DAVALOS, Bego-FS	JR	33	114	3.5
2. VAN DER KEIJL, R.-NM	SR	30	61	2.0
3. CEPHAS, AJ-NV	SO	30	50	1.7
4. MASON, Deja-US	SO	32	52	1.6
5. KELLER, Kianna-NM	SR	30	40	1.3
6. ROBINSON, Antoina-US	SR	31	36	1.2
7. POWELL, Katie-LV	SO	30	34	1.1
8. VANDERSCHAAF, Marijk-BSU	SO	33	33	1.0
9. BRIGGS, Terae-NV	SO	30	28	0.9
10. GUSTAVSSON, Elin-CS	SR	34	29	0.9

ASSIST/TURNOVER RATIO

Player-Team	CL	G	Asst.	Turn	Ratio
1. RODRIGUEZ, Yaiza-BSU	SR	33	192	83	2.3
2. NYSTROM, Ellen-CS	SR	34	173	96	1.8
3. TAPIA, Clara-WY	SO	32	145	88	1.6
4. RAMOS, Dezz-SJ	SR	32	163	100	1.6
5. BOSTICK, Ariell-SD	SR	30	106	66	1.6
6. BEYNON, Cherise-NM	JR	30	198	139	1.4
7. WEST, Eliza-US	FR	31	146	116	1.3
8. PORTER, Cortney-AF	JR	29	95	82	1.2
9. MOE, T-NV	JR	29	112	97	1.2
10. JACOBS, Tory-FS	SO	32	97	95	1.0



Utah State guard Eliza West ranked in the top-10 in the Mountain West in three categories, including assists, steals and assist/turnover ratio.

2016-17 IN REVIEW

MOUNTAIN WEST INDIVIDUAL STATISTICS (CONFERENCE ONLY)

SCORING

Player-Team	CL	G	FG	3FG	FT	Pts	Avg/G
1. RAMOS, Dezz-SJ	SR	18	163	57	87	470	26.1
2. BEYNON, Cherise-NM	JR	18	109	32	49	299	16.6
3. ROBERTS, Liv-WY	JR	14	84	25	38	231	16.5
4. GUSTAVSSON, Elin-CS	SR	18	122	16	35	295	16.4
5. WHITE, Candice-FS	SO	18	96	39	49	280	15.6
6. FORT, McKynzie-SD	JR	18	100	4	68	272	15.1
7. NYSTROM, Ellen-CS	SR	18	96	9	57	258	14.3
8. BREWSTER, Rachel-US	SO	18	99	24	26	248	13.8
9. VAN DER KEIJL, R.-NM	SR	18	100	0	44	244	13.6
GONZALEZ, Dakota-LV	JR	18	94	15	41	244	13.6

FIELD GOAL PERCENTAGE

Player-Team	CL	G	FG	FGA	Pct.
1. VAN DER KEIJL, R.-NM	SR	18	100	172	.581
2. SMITH, Jasmine-SJ	SR	16	97	170	.571
3. FAZ DAVALOS, Bego-FS	JR	18	102	184	.554
4. ROBERTS, Liv-WY	JR	14	84	165	.509
5. GUSTAVSSON, Elin-CS	SR	18	122	240	.508
6. BRIGGS, Terae-NV	SO	18	63	126	.500
7. VANDERSCHAAP, Marijk-BSU	SO	18	86	178	.483
8. SHAW, Shalen-BSU	JR	15	65	142	.458
9. BAKER, Natalie-WY	JR	18	63	138	.457
10. WHITE, Candice-FS	SO	18	96	221	.434

FREE THROW PERCENTAGE

Player-Team	CL	G	FT	FTA	Pct.
1. SCHMID, Stephanie-NV	SR	18	37	40	.925
2. WHITE, Candice-FS	SO	18	49	56	.875
3. NYSTROM, Ellen-CS	SR	18	57	66	.864
4. RAMOS, Dezz-SJ	SR	18	87	101	.861
5. LADD, Myzhaniq-SJ	JR	18	47	58	.810
6. PAHUKOA, Brooke-BSU	SR	18	57	71	.803
7. FORT, McKynzie-SD	JR	18	68	85	.800
8. ROBERTS, Liv-WY	JR	14	38	48	.792
9. BENNETT, Dee-AF	JR	18	56	72	.778
10. BRIGGS, Terae-NV	SO	18	60	79	.759

3-POINT FIELD GOAL PERCENTAGE

Player-Team	CL	G	3FG	FGA	Pct.
1. ROBERTS, Liv-WY	JR	14	25	56	.446
2. RUSK, Taylor-WY	FR	18	26	60	.433
3. SCHMID, Stephanie-NV	SR	18	40	96	.417
4. GOMEZ, Marta-WY	SO	18	30	74	.405
5. HAMM, Myanne-CS	SO	18	22	55	.400
6. THORDERSON, Lexy-SD	JR	18	53	133	.398
7. WHITE, Candice-FS	SO	18	39	101	.386
8. FORDE, Mariah-AF	FR	18	42	116	.362
GOMEZ, Geena-SD	JR	18	21	58	.362
10. AUSTGULEN, Stine-CS	JR	16	28	78	.359



Utah State guard Rachel Brewster ranked eighth in the Mountain West in scoring in conference games, averaging 13.8 points per game.

3-POINT FIELD GOALS MADE

Player-Team	CL	G	3FG	Avg/G
1. RAMOS, Dezz-SJ	SR	18	57	3.2
2. THORDERSON, Lexy-SD	JR	18	53	2.9
3. FORDE, Mariah-AF	FR	18	42	2.3
4. SCHMID, Stephanie-NV	SR	18	40	2.2
5. WHITE, Candice-FS	SO	18	39	2.2
6. ELLISON, Kymberly-SD	SR	18	33	1.8
7. LAPEYROLERIE, Alex-NM	JR	16	29	1.8
8. ROBERTS, Liv-WY	JR	14	25	1.8
9. BEYNON, Cherise-NM	JR	18	32	1.8
10. AUSTGULEN, Stine-CS	JR	16	28	1.8

ASSISTS

Player-Team	CL	G	Asst.	Avg/G
1. BEYNON, Cherise-NM	JR	18	112	6.2
2. NYSTROM, Ellen-CS	SR	18	102	5.7
3. WEST, Eliza-US	FR	18	97	5.4
4. RAMOS, Dezz-SJ	SR	18	92	5.1
5. RODRIGUEZ, Yaiza-BSU	SR	18	91	5.1
6. TAPIA, Clara-WY	SO	18	89	4.9
7. JOHNSON, Brooke-LV	JR	16	60	3.8
8. MOE, T-NV	JR	18	62	3.4
9. PORTER, Cortney-AF	JR	18	61	3.4
10. JACOBS, Tory-FS	SO	17	55	3.2

REBOUNDING

Player-Team	CL	G	OFF	DEF	TOT	Avg/G
1. FAZ DAVALOS, Bego-FS	JR	18	67	119	186	10.3
2. VAN DER KEIJL, R.-NM	SR	18	57	112	169	9.4
3. BENNETT, Dee-AF	JR	18	28	134	162	9.0
4. ROBERTS, Liv-WY	JR	14	13	107	120	8.6
5. SMITH, Jasmine-SJ	SR	16	60	77	137	8.6
6. DUFFICY, Shannon-US	FR	18	46	107	153	8.5
7. BAIRD, Paris-SJ	SR	18	30	118	148	8.2
8. NYSTROM, Ellen-CS	SR	18	15	132	147	8.2
9. BRIGGS, Terae-NV	SO	18	65	75	140	7.8
10. BEYNON, Cherise-NM	JR	18	13	122	135	7.5

STEALS

Player-Team	CL	G	Stls.	Avg/G
1. JOHNSON, Brooke-LV	JR	16	45	2.8
2. NYSTROM, Ellen-CS	SR	18	36	2.0
3. BEYNON, Cherise-NM	JR	18	35	1.9
4. GONZALEZ, Dylan-LV	JR	18	31	1.7
5. PORTER, Cortney-AF	JR	18	30	1.7
6. WEST, Eliza-US	FR	18	28	1.6
7. FAZ DAVALOS, Bego-FS	JR	18	27	1.5
PAHUKOA, Brooke-BSU	SR	18	27	1.5
9. RAMOS, Dezz-SJ	SR	18	26	1.4
WHITE, Candice-FS	SO	18	26	1.4

BLOCKED SHOTS

Player-Team	CL	G	Blks.	Avg/G
1. FAZ DAVALOS, Bego-FS	JR	18	52	2.9
2. VAN DER KEIJL, R.-NM	SR	18	36	2.0
3. CEPHAS, AJ-NV	SO	18	31	1.7
4. VANDERSCHAAP, Marijk-BSU	SO	18	23	1.3
5. POWELL, Katie-LV	SO	15	19	1.3
6. KELLER, Kianna-NM	SR	18	22	1.2
7. GUSTAVSSON, Elin-CS	SR	18	18	1.0
EVERIDGE, Riana-NV	SO	18	18	1.0
9. BRIGGS, Terae-NV	SO	18	17	0.9
10. MASON, Deja-US	SO	18	16	0.9

ASSIST/TURNOVER RATIO

Player-Team	CL	G	Asst.	Turn	Ratio
1. RODRIGUEZ, Yaiza-BSU	SR	18	91	42	2.2
2. RAMOS, Dezz-SJ	SR	18	92	53	1.7
3. TAPIA, Clara-WY	SO	18	89	53	1.7
4. NYSTROM, Ellen-CS	SR	18	102	61	1.7
5. BOSTICK, Ariell-SD	SR	18	56	39	1.4
6. WEST, Eliza-US	FR	18	97	72	1.3
7. PORTER, Cortney-AF	JR	18	61	46	1.3
8. MOE, T-NV	JR	18	62	47	1.3
9. BEYNON, Cherise-NM	JR	18	112	87	1.3
10. JACOBS, Tory-FS	SO	17	55	43	1.3

2016-17 BOX SCORES

Game 1 Utah State 72, Westminster 49

Game 2 Utah State 64, Montana State 56

Official Basketball Box Score -- Game Totals -- Final Statistics
Westminster vs Utah State
11/11/16 12:00 pm at Logan, Utah (Dee Glen Smith Spectrum)

Westminster 49 • 0-0

#	Player	Total			3-Ptr			Rebounds			PF	TP	A	TO	Blk	Stl	Min
		FG	FGA	FT	FTA	Off	Def	Off	Def	Total							
05	Sydnee Taylor	f	4-7	2-3	1-1	1	5	6	4	11	3	3	0	0	0	29	
30	Whitni Syrett	f	4-5	1-1	0-0	2	0	2	1	9	0	0	0	0	0	26	
04	Aubrie Vale	g	3-8	3-6	0-2	1	8	9	0	9	2	2	0	1	32		
13	Riley Reidhead	g	0-5	0-3	0-0	2	0	2	0	0	1	0	0	0	17		
25	Denise Gonzalez	g	4-12	1-4	3-4	1	2	3	12	4	6	0	1	1	27		
12	Sicilee Williams	g	1-2	0-1	0-0	0	1	1	0	2	0	2	0	0	11		
15	Lancee Whetman	g	0-1	0-0	0-0	0	1	1	2	0	1	1	0	0	12		
20	Janessa Aukward	g	0-3	0-2	0-0	0	0	0	1	0	2	0	0	0	9		
22	KC Gubler	g	2-3	0-0	0-0	1	1	2	1	4	0	2	1	1	13		
23	Max Shelley	g	1-3	0-1	0-0	0	2	2	3	2	1	2	1	1	22		
24	Elsie Carpenter	g	0-0	0-0	0-0	0	0	0	0	0	0	0	0	0	0		
32	Hillary Weixler	g	0-0	0-0	0-0	0	0	0	0	0	0	0	0	0	2		
Team						0	1	1									
Totals			19-49	7-21	4-7	8	21	29	15	49	12	22	2	4	200		

1st - FG %:	5-12	41.7%	2nd:	2-10	20.0%	3rd:	6-15	40.0%	4th:	6-12	50.0%	Game:	19-49	38.8%	Deadball
3FG %:	2-5	40.0%		1-5	20.0%		3-8	37.5%		1-3	33.3%		7-21	33.3%	Rebounds
FT %:	2-2	100.0%		0-2	0.0%		0-0	0.0%		2-3	66.7%		4-7	57.1%	3

Utah State 72 • 1-0

#	Player	Total			3-Ptr			Rebounds			PF	TP	A	TO	Blk	Stl	Min
		FG	FGA	FT	FTA	Off	Def	Off	Def	Total							
05	DUFFICY, Shannon	f	6-15	0-1	2-5	8	1	9	0	14	3	0	0	3	22		
41	ROBINSON, Antoina	f	2-6	0-0	0-0	4	1	5	1	4	0	0	1	1	26		
01	WEST, Eliza	g	4-11	1-3	1-2	0	6	6	3	10	3	2	0	4	26		
22	BREWSTER, Rachel	g	5-11	1-2	0-0	2	2	4	1	11	3	2	0	3	21		
31	TOOLE, Katie	g	3-6	0-1	0-0	1	0	1	1	6	0	1	0	1	19		
02	GEER, Jessie	g	2-5	1-2	0-0	1	0	1	1	5	2	2	0	2	19		
03	WEST, Olivia	g	4-8	1-2	0-0	2	2	4	4	9	4	0	0	2	16		
12	BASSETT, Hailey	g	1-5	1-1	2-4	3	4	7	2	5	0	2	0	0	16		
30	MOORE, Dee	g	0-2	0-0	2-2	1	1	2	1	2	1	0	0	0	9		
33	KLINKER, Lizzy	g	2-3	0-0	2-2	2	3	5	1	6	3	0	0	0	17		
44	MASON, Deja	g	0-2	0-0	0-0	0	1	1	1	0	0	2	0	0	9		
Team						2	2	4									
Totals			29-74	5-12	9-15	26	23	49	16	72	19	12	1	16	200		

1st - FG %:	10-17	58.8%	2nd:	7-19	36.8%	3rd:	7-22	31.8%	4th:	5-16	31.3%	Game:	29-74	39.2%	Deadball
3FG %:	3-4	75.0%		0-3	0.0%		1-2	50.0%		1-3	33.3%		5-12	41.7%	Rebounds
FT %:	1-2	50.0%		1-3	33.3%		1-4	25.0%		6-6	100.0%		9-15	60.0%	4

Officials: R-Laura Rahe, U1-Ken Sowby, U2-Jenna Reneau
Technical fouls: Westminster-None. Utah State-None.
Attendance: 510

Score by periods	1st	2nd	3rd	4th	Total
Westminster	14	5	15	15	49
Utah State	24	15	16	17	72

Last FG - WC 4th-01:46, US 4th-00:31.
Largest lead - WC None, US by 24 4th-00:31.
WC led for 00:00, US led for 39:04. Game was tied for 00:46.

Game 3 Utah State 66, UC Irvine 52

Official Basketball Box Score -- Game Totals -- Final Statistics
UC Irvine vs Utah State
11/17/16 11 a.m. at Logan, Utah (Dee Glen Smith Spectrum)

UC Irvine 52 • 0-3

#	Player	Total			3-Ptr			Rebounds			PF	TP	A	TO	Blk	Stl	Min
		FG	FGA	FT	FTA	Off	Def	Off	Def	Total							
03	Sutherland, Shereen	f	2-11	0-0	2-2	3	12	15	3	6	1	2	0	2	34		
31	Piper, Mckenzie	g	0-4	0-1	0-0	1	3	4	2	0	1	4	0	0	12		
05	Bayman, Brooke	g	4-9	0-0	0-2	1	4	5	1	8	3	6	1	2	33		
10	Ritter, Andee	g	4-11	4-10	0-0	1	3	4	1	12	0	4	0	2	38		
22	Hicks, Teirra	g	4-10	1-4	1-2	0	2	2	0	10	2	3	0	0	37		
13	Chavez, Irene	g	0-0	0-0	2-2	0	2	2	0	2	0	4	0	1	9		
14	Glassow, Brittany	g	0-0	0-0	1-2	0	0	0	0	1	0	0	0	0	13		
20	Kellum, Chloe	g	0-0	0-0	0-0	0	0	0	0	0	0	0	0	0	1		
33	Engelstad, Sabrina	g	5-11	0-0	3-4	3	1	4	4	13	3	0	1	0	23		
Team						7	2	9									
Totals			19-56	5-15	9-14	16	29	45	11	52	10	23	2	7	200		

1st - FG %:	5-15	33.3%	2nd:	5-17	29.4%	3rd:	4-9	44.4%	4th:	5-15	33.3%	Game:	19-56	33.9%	Deadball
3FG %:	0-3	0.0%		2-4	50.0%		2-4	50.0%		1-4	25.0%		5-15	33.3%	Rebounds
FT %:	0-0	0.0%		0-2	0.0%		4-6	66.7%		5-6	83.3%		9-14	64.3%	3

Utah State 66 • 3-0

#	Player	Total			3-Ptr			Rebounds			PF	TP	A	TO	Blk	Stl	Min
		FG	FGA	FT	FTA	Off	Def	Off	Def	Total							
12	BASSETT, Hailey	f	2-7	0-1	0-0	4	2	6	1	4	0	0	1	0	15		
41	ROBINSON, Antoina	f	3-7	0-0	2-2	1	4	5	8	1	1	4	1	1	27		
01	WEST, Eliza	g	1-9	0-3	0-0	1	3	4	1	2	5	0	0	4	28		
22	BREWSTER, Rachel	g	7-15	2-5	0-0	1	4	5	4	16	1	3	0	0	25		
31	TOOLE, Katie	g	5-10	0-0	1-2	3	1	4	1	11	3	0	0	2	27		
02	GEER, Jessie	g	4-6	1-3	0-0	0	1	1	1	9	7	2	0	4	20		
03	WEST, Olivia	g	2-5	2-3	0-0	0	0	0	1	6	2	4	0	2	11		
30	MOORE, Dee	g	3-6	0-1	0-0	1	1	2	1	6	0	0	4	0	16		
33	KLINKER, Lizzy	g	1-5	0-0	0-0	2	0	2	1	2	1	0	1	1	15		
44	MASON, Deja	g	1-4	0-0	0-0	2	4	6	1	2	0	1	3	0	16		
Team						1	3	4									
Totals			29-74	5-16	3-4	16	23	39	17	66	20	11	13	14	200		

1st - FG %:	10-22	45.5%	2nd:	5-16	31.3%	3rd:	8-19	42.1%	4th:	6-17	35.3%	Game:	29-74	39.2%	Deadball
3FG %:	4-8	50.0%		0-4	0.0%		1-3	33.3%		1-1	0.0%		5-16	31.3%	Rebounds
FT %:	0-0	0.0%		1-2	50.0%		2-2	100.0%		0-0	0.0%		3-4	75.0%	1

Officials: R-Clarke Stevens, U1-In'Fini Robinson, U2-Kent Johnson
Technical fouls: UC Irvine-None. Utah State-None.
Attendance: 2487

Score by periods	1st	2nd	3rd	4th	Total
UC Irvine	10	12	14	16	52
Utah State	24	11	19	12	66

Last FG - UC1 4th-00:44, US 4th-01:02.
Largest lead - UC1 by 3 1st-08:15, US by 20 3rd-06:15.
UC1 led for 02:11, US led for 37:25. Game was tied for 00:24.

Official Basketball Box Score -- Game Totals -- Final Statistics
Montana State vs Utah State
11/14/16 8:15 p.m. at Logan, Utah (Dee Glen Smith Spectrum)

Montana State 56 • 0-2

#	Player	Total			3-Ptr			Rebounds			PF	TP	A	TO	Blk	Stl	Min
		FG	FGA	FT	FTA	Off	Def	Off	Def	Total							
03	LAI, Annika	f	6-11	0-1	1-3	3	6	9	2	13	2	0	2	0	35		
44	BRAXTON, Blaire	f	4-10	0-0	0-0	0	6	6	3	8	0	1	1	1	34		
02	FERRIS, Peyton	g	4-12	0-2	4-7	4	2	6	4	12	2	5	1	1	27		
12	JUNKERMIER, Delany	g	1-8	0-5	0-0	1	1	2	3	2	0	1	0	2	29		
23	CAUDILL, Hannah	g	2-4	2-4	0-0	0	0	0	5	6	5	1	0	1	26		
10	BARHOUM, Margreet	g	2-7	1-4	0-0	1	0	1	3	5	0	2	0	1	16		
13	SIEGNER, Ashton	g	0-0	0-0	0-0	0	0	0	0	0	0	1	0	0	2		
24	SQUIRES, Oliana	g	2-7	1-5	3-4	0	4	4	3	8	1	8	0	0	18		
30	HATCHARD, Rebekah	g	0-0	0-0	0-0	0	0	0	0	0	0	1	0	0	2		
33	SMITH, Madeline	g															

2016-17 BOX SCORES

Game 5

Utah State 79, Incarnate Word 46

Official Basketball Box Score -- Game Totals -- Final Statistics
Utah State vs Incarnate Word
11/25/16 2:00 pm at Missoula, Mont. (Dahlberg Arena)

Utah State 79 • 4-1

#	Player	Total			3-Ptr			Rebounds			PF	TP	A	TO	Blk	Stl	Min
		FG	FGA	FT	FTA	FG	FGA	FT	FTA	Off							
05	DUFFICY, Shannon	f	3-7	2-2	2-4	2	7	9	1	10	5	2	0	2	20		
44	MASON, Deja	c	1-3	0-0	0-0	0	8	8	0	2	2	1	3	0	19		
01	WEST, Eliza	g	0-3	0-0	6-6	0	3	3	1	6	4	0	0	3	20		
02	GEER, Jessie	g	2-6	0-1	0-0	0	4	4	0	4	1	1	0	0	23		
22	BREWSTER, Rachel	g	8-12	2-2	0-0	0	2	2	2	18	1	1	0	0	24		
12	WEST, Olivia	g	5-7	1-3	3-4	0	1	1	4	14	3	3	0	1	22		
03	BASSETT, Hailey	g	3-5	0-0	0-0	2	3	5	2	6	0	1	2	0	16		
30	MOORE, Dee	g	3-3	0-0	2-2	2	3	5	1	8	0	0	1	0	12		
31	TOOLE, Katie	g	1-1	0-0	0-0	0	3	3	0	2	1	1	0	0	18		
33	KLINKER, Lizzy	g	0-1	0-1	2-4	0	0	0	3	2	4	0	1	0	13		
41	ROBINSON, Antoina	g	3-6	0-0	1-1	0	2	2	4	7	0	3	1	0	13		
	Team					0	2	2									
	Totals		29-54	5-9	16-21	6	38	44	18	79	21	13	8	6	200		

1st - FG %:	6-13	46.2%	2nd: 11-15	73.3%	3rd: 6-13	46.2%	4th: 6-13	46.2%	Game: 29-54	53.7%	Deadball	
3FG %:	1-2	50.0%	3-5	60.0%	0-0	0.0%	1-2	50.0%	5-9	55.6%	Rebounds	
FT %:	3-5	60.0%	2-2	100.0%	4-6	66.7%	7-8	87.5%	16-21	76.2%	2	

Incarnate Word 46 • 0-4

#	Player	Total			3-Ptr			Rebounds			PF	TP	A	TO	Blk	Stl	Min
		FG	FGA	FT	FTA	FG	FGA	FT	FTA	Off							
23	Garcia Paunero, Celia	f	2-11	0-4	0-0	0	4	4	2	4	1	0	0	0	30		
00	Berry, Chyenne	g	0-3	0-1	1-2	1	0	1	0	1	2	0	0	0	20		
10	Frias, Hailey	g	5-12	4-10	0-0	0	6	6	0	14	1	0	1	34			
11	Robinson, Imani	g	3-8	1-3	4-4	1	3	4	5	11	3	4	0	1	28		
12	Merritt, Melina	g	1-5	0-2	0-0	0	0	0	4	2	2	1	0	0	17		
02	Ramirez, Cassandra	g	4-4	0-3	0-0	3	3	6	3	0	1	0	0	0	12		
03	Busby-Leija, Alexandr	g	0-9	1-2	1-2	1	1	2	2	10	0	2	0	0	23		
04	Ajeto, Tanjunique	g	0-4	0-1	0-2	1	3	4	1	0	0	1	0	0	13		
20	McBride, Charmaine	g	0-2	0-0	2-2	0	0	0	2	2	0	1	0	1	4		
42	Cook, Courtney	g	0-3	0-0	2-2	2	1	3	2	2	0	1	0	1	19		
	Team					2	1	3									
	Totals		15-61	6-26	10-14	11	22	33	21	46	9	13	0	4	200		

1st - FG %:	3-14	21.4%	2nd: 7-15	46.7%	3rd: 2-12	16.7%	4th: 3-10	30.0%	Game: 15-61	24.6%	Deadball	
3FG %:	0-3	0.0%	2-7	28.6%	2-6	33.3%	2-20	10.0%	6-26	23.1%	Rebounds	
FT %:	2-2	100.0%	0-0	0.0%	5-6	83.3%	3-6	50.0%	10-14	71.4%	1	

Officials: Laura Sundheim, Sydney Mott, Darla Foutz
 Technical fouls: Utah State-None. Incarnate Word-None.
 Attendance: 256

Score by periods	1st	2nd	3rd	4th	Total
Utah State	16	27	16	20	79
Incarnate Word	8	16	11	11	46

Last FG - US 4th-01:22, UIW 4th-05:31.
 Largest lead - US by 33 4th-00:51, UIW None.
 US led for 38:42. UIW led for 00:00. Game was tied for 00:57.

Score tied - 1 time.
 Lead changed - 0 times.

Game 6

Utah State 65, Montana 47

Official Basketball Box Score -- Game Totals -- Final Statistics
Utah State vs Montana
11/27/16 2:00 pm at Missoula, Mont. (Dahlberg Arena)

Utah State 65 • 5-1

#	Player	Total			3-Ptr			Rebounds			PF	TP	A	TO	Blk	Stl	Min
		FG	FGA	FT	FTA	FG	FGA	FT	FTA	Off							
05	DUFFICY, Shannon	f	2-6	0-1	0-0	5	9	14	5	4	1	4	0	1	26		
44	MASON, Deja	c	3-5	0-0	0-2	3	4	7	4	6	0	1	4	2	29		
01	WEST, Eliza	g	8-14	2-5	0-0	0	3	3	2	18	3	0	0	2	35		
02	GEER, Jessie	g	3-10	3-8	0-0	2	2	4	1	9	2	0	1	1	26		
22	BREWSTER, Rachel	g	2-6	1-1	2-3	0	3	3	4	7	0	2	0	2	25		
03	WEST, Olivia	g	3-4	1-2	0-0	0	0	0	0	7	4	1	0	0	18		
12	BASSETT, Hailey	g	1-3	0-0	2-2	0	4	4	5	4	0	1	1	0	9		
30	MOORE, Dee	g	2-2	0-0	0-0	0	0	0	0	0	0	1	0	0	5		
31	TOOLE, Katie	g	0-2	0-0	0-0	0	1	1	1	0	1	2	0	0	8		
33	KLINKER, Lizzy	g	1-1	0-0	0-2	0	1	1	2	1	2	1	0	0	8		
41	ROBINSON, Antoina	g	2-5	0-0	0-0	0	4	4	3	4	0	2	1	1	11		
	Team					0	0	0									
	Totals		27-58	7-17	4-9	10	31	41	26	65	12	16	8	9	200		

1st - FG %:	8-15	53.3%	2nd: 5-11	45.5%	3rd: 8-18	44.4%	4th: 6-14	42.9%	Game: 27-58	46.6%	Deadball	
3FG %:	1-4	25.0%	0-1	0.0%	4-8	50.0%	2-4	50.0%	7-17	41.2%	Rebounds	
FT %:	0-0	0.0%	2-5	40.0%	2-2	100.0%	0-2	0.0%	4-9	44.4%	2	

Montana 47 • 2-3

#	Player	Total			3-Ptr			Rebounds			PF	TP	A	TO	Blk	Stl	Min
		FG	FGA	FT	FTA	FG	FGA	FT	FTA	Off							
14	NICHOLSON, Hailey	f	1-3	0-0	4-4	4	4	8	0	6	0	1	0	0	20		
22	ISAAK, Mekayla	f	3-9	0-1	1-2	2	7	9	1	7	1	3	2	1	24		
04	ANDERSON, Sierra	g	0-5	0-1	3-4	0	1	1	2	3	4	3	0	1	23		
23	GOLIGOSKI, Taylor	g	2-11	1-5	0-0	1	2	3	1	5	3	2	0	1	37		
34	SCHOENING, Madi	g	4-8	2-3	2-3	1	2	3	4	12	0	0	0	0	19		
00	KEAST, Maddie	g	0-1	0-0	8-12	2	1	3	0	8	0	2	0	0	20		
03	HARRINGTON, Gabi	g	0-5	0-3	0-0	1	1	2	1	0	0	1	0	1	17		
11	STAUDACHER, Rachel	g	1-3	0-0	2-2	1	3	4	1	4	1	1	0	0	12		
24	HENDERSON, Jace	g	0-1	0-0	0-2	0	1	1	0	0	0	0	0	0	6		
32	JOHNSTON, McKenzie	g	0-5	0-2	2-4	0	1	1	3	2	1	1	0	2	20		
44	STOCKHOLM, Emma	g	0-0	0-0	0-0	0	1	1	0	0	0	0	0	0	2		
	Team					1	0	1									
	Totals		11-51	3-15	22-33	13	24	37	13	47	10	14	2	6	200		

1st - FG %:	1-9	11.1%	2nd: 5-19	26.3%	3rd: 2-10	20.0%	4th: 3-13	23.1%	Game: 11-51	21.6%	Deadball	
3FG %:	0-1	0.0%	0-5	0.0%	1-3	33.3%	2-6	33.3%	3-15	20.0%	Rebounds	
FT %:	3-4	75.0%	6-6	100.0%	4-8	50.0%	9-15	60.0%	22-33	66.7%	7	

Officials: Penny Davis, Teresa Turner, Bethany Graves
 Technical fouls: Utah State-None. Montana-None.
 Attendance: 2506

Score by periods	1st	2nd	3rd	4th	Total
Utah State	17	12	22	14	65
Montana	5	16	9	17	47

Last FG - US 4th-00:43, UM 4th-00:57.
 Largest lead - US by 22 4th-02:49, UM by 2 1st-09:45.
 US led for 38:59. UM led for 00:17. Game was tied for 00:44.

Score tied - 1 time.
 Lead changed - 1 time.

Game 7

Utah State 69, Idaho State 56

Official Basketball Box Score -- Game Totals -- Final Statistics
Idaho State vs Utah State
12/1/16 7:00 pm at Logan, Utah (Dee Glen Smith Spectrum)

Idaho State 56 • 2-4

#	Player	Total			3-Ptr			Rebounds			PF	TP	A	TO	Blk	Stl	Min
		FG	FGA	FT	FTA	FG	FGA	FT	FTA	Off							
22	Lindsay Brown	f	2-6	0-1	3-6	1	5	6	1	7	1	1	0	1	31		
01	Isabel Vara De Rey	g	5-11	3-7	0-0	1	1	2	0	13	2	4	1	0	31		
02	Grace Kenyon	g	4-16	1-5	2-2	5	6	11	5	11	4	6	1	1	33		
03	Saylra Grandon	g	4-9	1-4	4-4	0	4	4	3	13	0	4	1	1	27		
10	Freyra Newton	g	1-2	1-2	0-0	1	2	3	4	3	1	4	0	0	27		
05	Bianca Thacker	g	0-1	0-1	0-0	1	0	1	0	1	0	0	1	0	8		
11	Sai Tapasa	g	1-2	0-1	0-0	1	0	1	2	2	1	2	0	0			

2016-17 BOX SCORES

Game 9 Utah State 56, Utah Valley 45

Game 10 BYU 60, Utah State 40

Official Basketball Box Score -- Game Totals -- Final Statistics
Utah Valley vs Utah State
12/15/16 7:00 pm at Logan, Utah (Dee Glen Smith Spectrum)

Utah Valley 45 • 3-9

#	Player	Total			3-Ptr			Rebounds			PF	TP	A	TO	Blk	Stl	Min
		FG-FGA	FG-FGA	FT-FTA	Off	Def	Tot	Off	Def	Tot							
35	Holland, Jordan	f	0-2	0-1	1-2	1	3	4	5	1	0	1	0	0	0	14	
40	Lubcke, Sam	c	5-11	0-0	0-1	3	2	5	2	10	1	2	0	1	1	37	
03	Seals, Mariah	g	6-10	2-5	0-0	0	2	2	3	14	5	4	0	4	36		
05	Hall, Britta	g	0-7	0-7	3-4	1	3	4	1	3	0	3	0	1	31		
22	Gordon, Taylor	g	2-8	0-1	4-8	1	3	4	5	8	0	5	0	2	34		
11	Delos Santos, Keana	f	1-4	1-4	0-0	0	3	3	2	3	0	1	0	1	10		
13	Wi Neera, Sariah	g	0-1	0-0	0-0	0	0	0	1	0	0	2	0	1	6		
21	Leos, Gabrielle	g	2-2	2-2	0-0	0	0	0	0	6	1	0	0	0	11		
42	Harvey, Leya	g	0-2	0-0	0-0	2	4	6	1	0	1	3	0	1	21		
	Team					1	2	3									
	Totals		16-47	5-20	8-15	9	22	31	20	45	8	22	0	11	200		

Utah State 56 • 7-2

#	Player	Total			3-Ptr			Rebounds			PF	TP	A	TO	Blk	Stl	Min
		FG-FGA	FG-FGA	FT-FTA	Off	Def	Tot	Off	Def	Tot							
05	DUFFICY, Shannon	f	3-8	0-0	0-2	8	6	14	3	6	0	1	0	0	0	30	
44	MASON, Deja	c	0-0	0-0	0-0	1	0	1	1	0	0	0	5	0	18		
01	WEST, Eliza	g	1-7	0-3	4-5	1	3	4	3	6	3	5	0	5	32		
02	GEER, Jessie	g	3-8	1-6	2-2	0	3	3	1	9	3	3	0	1	27		
22	BREWSTER, Rachel	g	8-19	3-5	0-0	1	4	5	2	19	3	3	0	0	32		
03	WEST, Olivia	g	0-3	0-1	0-0	0	2	2	5	0	3	0	0	0	9		
12	BASSETT, Hailey	g	2-3	0-0	0-0	0	3	3	3	4	0	0	0	0	10		
30	MOORE, Dee	g	1-1	0-0	1-2	0	1	1	1	3	0	0	0	0	10		
31	TOOLE, Katie	g	1-2	0-0	0-0	0	0	0	0	2	1	1	0	2	11		
33	KLINKER, Lizzy	g	0-1	0-1	1-2	1	0	1	1	0	0	0	1	1	9		
41	ROBINSON, Antoina	g	3-6	0-0	0-0	2	1	3	1	6	1	2	0	0	12		
	Team					2	2	4									
	Totals		22-58	4-16	8-13	16	25	41	20	56	12	18	5	9	200		

1st - FG %: 4-13 30.8% 2nd: 9-12 75.0% 3rd: 7-22 31.8% 4th: 2-11 18.2% Game: 22-58 37.9% Deadball Rebounds 3
3FG %: 0-1 0.0% 4-6 66.7% 0-6 0.0% 0-3 0.0% 4-16 25.0%
FT %: 0-0 0.0% 0-0 0.0% 1-1 100.0% 7-12 58.3% 8-13 61.5%

Officials: R-Lisa Jones, U1-Melissa Barlow, U2-Ken Nash
Technical fouls: Utah Valley-None. Utah State-None.
Attendance: 563

Score by periods	1st	2nd	3rd	4th	Total
Utah Valley	7	13	14	11	45
Utah State	8	22	15	11	56

Last FG - UVU 4th-00:41, US 4th-02:55.
Largest lead - UVU by 1 2nd-09:11, US by 14 3rd-07:39.
UVU led for 00:22. US led for 37:15. Game was tied for 01:53.

Points	In	Off	2nd	Fast	Bench
Utah Valley	12	11	3	4	9
Utah State	32	13	6	8	16

Score tied - 0 times.
Lead changed - 4 times.

Official Basketball Box Score -- Game Totals -- Final Statistics
BYU vs Utah State
12/17/16 2:00 pm at Logan, Utah (Dee Glen Smith Spectrum)

BYU 60 • 6-4

#	Player	Total			3-Ptr			Rebounds			PF	TP	A	TO	Blk	Stl	Min
		FG-FGA	FG-FGA	FT-FTA	Off	Def	Tot	Off	Def	Tot							
22	NIELSON, Kristine	f	4-10	2-6	2-2	1	3	4	0	12	2	1	0	2	32		
32	PURCELL, Kalani	f	1-7	0-0	1-2	1	7	8	4	3	5	4	0	1	27		
03	SALMON, Shalae	g	1-5	0-0	0-0	1	2	3	3	2	0	1	2	0	14		
20	BROADHEAD, Cassie	g	6-11	2-2	6-7	0	5	5	0	20	3	0	0	1	39		
23	PULSPHER, Makenzi	g	5-13	2-7	2-2	0	4	4	0	14	2	2	0	4	40		
01	CHASE, Brenna	g	0-1	0-1	0-0	0	0	0	0	0	0	1	0	0	4		
02	CHATMAN, Jessica	g	0-0	0-0	0-0	0	1	1	0	0	0	0	0	0	0+		
04	WAYMENT, Amanda	g	0-1	0-0	0-0	0	0	0	1	0	0	0	0	0	4		
11	EATON, Liz	g	0-0	0-0	0-0	0	0	0	0	0	0	0	0	0	1		
33	MOODY, Jasmine	g	0-0	0-0	3-4	0	4	4	0	3	0	1	0	0	15		
34	ORTON, Micaele	g	0-3	0-0	0-0	2	0	2	0	0	1	0	0	0	12		
50	HANKS, MaCayla	g	3-9	0-0	0-0	3	4	7	3	6	0	0	1	2	12		
	Team					2	2	4									
	Totals		20-60	6-18	14-17	10	32	42	11	60	13	10	3	10	200		

1st - FG %: 5-17 29.4% 2nd: 2-12 16.7% 3rd: 6-17 35.3% 4th: 7-14 50.0% Game: 20-60 33.3% Deadball Rebounds 2
3FG %: 2-4 50.0% 1-6 16.7% 2-6 33.3% 1-2 50.0% 6-18 33.3%
FT %: 3-4 75.0% 7-7 100.0% 3-4 75.0% 1-2 50.0% 14-17 82.4%

Utah State 40 • 7-3

#	Player	Total			3-Ptr			Rebounds			PF	TP	A	TO	Blk	Stl	Min
		FG-FGA	FG-FGA	FT-FTA	Off	Def	Tot	Off	Def	Tot							
12	BASSETT, Hailey	f	7-11	1-1	1-2	1	4	5	4	16	0	1	1	0	24		
44	MASON, Deja	c	5-8	0-0	1-2	3	8	11	1	11	4	2	5	0	30		
01	WEST, Eliza	g	0-4	0-1	0-0	1	5	6	1	0	3	5	1	1	31		
02	GEER, Jessie	g	0-6	0-4	0-0	1	2	3	2	0	3	2	0	0	23		
22	BREWSTER, Rachel	g	1-13	1-3	0-0	2	5	7	2	3	1	5	1	1	29		
03	WEST, Olivia	g	0-3	0-1	0-0	0	0	0	3	0	1	0	0	0	12		
30	MOORE, Dee	g	1-4	0-0	0-0	2	1	3	1	2	0	2	2	0	11		
31	TOOLE, Katie	g	1-2	0-1	0-0	1	1	2	0	2	0	0	0	0	18		
33	KLINKER, Lizzy	g	1-3	0-1	1-2	1	0	1	0	3	1	1	0	0	11		
41	ROBINSON, Antoina	g	1-4	0-0	1-2	0	2	2	1	3	0	1	4	0	11		
	Team					0	3	3									
	Totals		17-58	2-12	4-8	12	31	43	15	40	13	19	14	2	200		

1st - FG %: 5-15 33.3% 2nd: 5-15 33.3% 3rd: 3-13 23.1% 4th: 4-15 26.7% Game: 17-58 29.3% Deadball Rebounds 1
3FG %: 1-3 33.3% 0-1 0.0% 1-4 25.0% 0-4 0.0% 4-15 26.7%
FT %: 1-2 50.0% 0-0 0.0% 2-4 50.0% 1-2 50.0% 2-12 16.7%

Officials: R-Brenda Pantoja, U1-Chuck Gonzalez, U2-Tiffany Jump
Technical fouls: BYU-None. Utah State-None.
Attendance: 697

Score by periods	1st	2nd	3rd	4th	Total
Utah State	15	12	17	16	60
BYU	12	10	9	9	40

Last FG - BYU 4th-01:54, US 4th-02:07.
Largest lead - BYU by 20 4th-02:57, US None.
BYU led for 37:23. US led for 00:00. Game was tied for 02:37.

Points	In	Off	2nd	Fast	Bench
Utah State	26	6	12	4	10
BYU	24	17	11	6	9

Score tied - 0 times.
Lead changed - 0 times.

Game 11 Arizona 61, Utah State 57

Game 12 Boise State 76, Utah State 56

Official Basketball Box Score -- Game Totals -- Final Statistics
Utah State vs Arizona
12/21/16 6 p.m. MST at Tucson, Ariz. - McKale Center

Utah State 57 • 7-4

#	Player	Total			3-Ptr			Rebounds			PF	TP	A	TO	Blk	Stl	Min
		FG-FGA	FG-FGA	FT-FTA	Off	Def	Tot	Off	Def	Tot							
05	DUFFICY, Shannon	f	8-13	0-1	5-8	2	9	11	1	21	0	3	1	3	38		
44	MASON, Deja	c	2-2	0-0	0-0	1	0	1	4	4	0	1	3	0	8		
01	WEST, Eliza	g	1-7	0-1	0-0	2	3	5	2	2	4	4	0	1	36		
02	GEER, Jessie	g	1-5	1-5	0-0	2	0	2	0	3	2	2	0	1	19		
22	BREWSTER, Rachel	g	4-14	0-3	7-10	2	4	6	3	15	5	1	0	6	36		
03	WEST, Olivia	g	0-1	0-1	0-0	0	0	0	2	0	0	0	0	0	9		
12	BASSETT, Hailey	g	2-3	0-0	0-0	1	0	1	1	4	0	0	0	1	9		
30	MOORE, Dee	g	0-0	0-0	0-0	0	0	0	1	0	0	1	1	0	2		
31	TOOLE, Katie	g	0-3	0-0	0-0	0	0	0	0	0	1	1	0	1	14		
33	KLINKER, Lizzy	g	0-0	0-0	0-0	0	0	0	0	0	0	0	1	0	6		
41	ROBINSON, Antoina	g	3-5	0-0	2-4	1	3	4	3	8	0	0	2	0	23		
	Team					1	1	2									
	Totals		21-53	1-11	14-22	12	20	32	17	57	12	14	8	13	200		

Arizona 61 • 8-2

#	Player	Total			3-Ptr			Rebounds		
---	--------	-------	--	--	-------	--	--	----------	--	--

2016-17 BOX SCORES

Game 13 Utah State 65, Air Force 62

Official Basketball Box Score -- Game Totals -- Final Statistics
Air Force vs Utah State
12/31/16 2:00 pm at Logan, Utah (Dee Glen Smith Spectrum)

Air Force 62 • 2-10, 0-2 MW

#	Player	Total			3-Ptr			Rebounds			PF	TP	A	TO	Blk	Stl	Min
		FG-FGA	FT-FTA	Off	Def	Off	Def	Off	Def	Tot							
00	BENNETT, Dee	f	4-7	0-0	0-0	3	10	13	2	8	1	3	0	0	0	28	
55	HUFFMAN, Kassady	f	3-6	0-0	4-4	2	3	5	3	10	2	2	2	0	0	29	
10	ITUGBU, Venessannah	g	0-1	0-0	2-4	3	0	3	0	2	1	2	0	1	27		
11	PORTER, Cortney	g	5-17	1-3	1-2	0	2	2	12	2	1	0	0	2	34		
33	FORDE, Mariah	g	7-13	4-8	3-4	0	1	1	2	21	2	1	0	2	32		
12	DAVIS, Kailin	f	1-5	0-4	1-2	1	3	4	1	3	2	4	0	0	20		
25	CHAPMAN, Erika	g	2-3	0-0	0-0	0	2	2	3	4	2	3	1	0	20		
32	GLAAB, Darby	g	1-1	0-0	0-0	0	0	0	2	2	0	1	0	1	10		
	Team					2	1	3									
	Totals		23-53	5-15	11-16	11	22	33	15	62	13	17	3	6	200		

1st - FG %: 9-18 50.0% 2nd: 3-8 37.5% 3rd: 7-13 53.8% 4th: 4-14 28.6% Game: 23-53 43.4% Deadball Rebounds 4
3FG %: 0-2 0.0% 0-2 0.0% 3-4 75.0% 2-5 40.0% 1-1 100.0% 11-16 68.8%
FT %: 2-2 100.0%

Utah State 65 • 8-5, 1-1 MW

#	Player	Total			3-Ptr			Rebounds			PF	TP	A	TO	Blk	Stl	Min
		FG-FGA	FT-FTA	Off	Def	Off	Def	Off	Def	Tot							
04	DUFFICY, Shannon	f	3-9	1-2	2-2	4	3	7	0	9	2	2	0	1	29		
44	MASON, Deja	c	4-4	0-0	0-0	4	2	6	1	4	0	1	0	1	13		
01	WEST, Eliza	g	1-12	0-0	1-2	2	2	4	4	3	5	4	0	1	37		
02	GEER, Jessie	g	1-3	0-1	0-0	0	0	1	1	2	0	2	0	1	24		
22	BREWSTER, Rachel	g	3-7	0-1	4-4	1	1	2	1	10	1	1	0	0	20		
03	WEST, Olivia	g	3-3	2-2	4-4	0	0	0	2	12	3	1	0	0	22		
12	BASSETT, Hailey	g	4-8	0-0	0-0	2	1	3	1	8	0	0	0	2	17		
31	TOOLE, Katie	f	1-4	1-1	1-2	0	1	1	2	4	2	1	0	0	11		
33	KLINKER, Lizzy	g	0-0	0-0	0-2	0	0	0	1	0	0	1	0	1	2		
35	DE PAULO, Angelica	g	0-0	0-0	0-0	0	1	1	1	0	0	0	0	1	4		
41	ROBINSON, Antoina	g	6-9	0-0	1-1	2	2	4	1	13	0	1	3	0	21		
	Team					0	4	4									
	Totals		24-59	4-7	13-17	15	18	33	15	65	13	14	3	8	200		

1st - FG %: 7-15 46.7% 2nd: 9-14 64.3% 3rd: 4-17 23.5% 4th: 4-13 30.8% Game: 24-59 40.7% Deadball Rebounds 2,2
3FG %: 0-0 0.0% 3-3 100.0% 1-1 100.0% 0-3 0.0% 0-3 0.0% 1-3 33.3%
FT %: 3-6 50.0% 2-2 100.0% 0-0 0.0% 8-9 88.9% 13-17 76.5%

Officials: R-Darren Krzesnik, R1-Kent Johnson, R2-Stacie Blow
Technical fouls: Air Force-None. Utah State-None.
Attendance: 519

Score by periods	1st	2nd	3rd	4th	Total
Air Force	20	8	20	14	62
Utah State	17	23	9	16	65

Points	In	Off	2nd	Fast	Bench
Air Force	18	8	6	10	9
Utah State	34	15	14	5	37

Score tied - 9 times.
Lead changed - 6 times.
Largest lead - AF by 5 1st-00:38, US by 12 2nd-01:17.
AF led for 08:13. US led for 27:01. Game was tied for 04:41.

Game 14 New Mexico 78, Utah State 67

Official Basketball Box Score -- Game Totals -- Final Statistics
Utah State vs New Mexico
01/04/17 7 p.m. at WisePies Arena - The Pit

Utah State 67 • 8-6, 1-2 MW

#	Player	Total			3-Ptr			Rebounds			PF	TP	A	TO	Blk	Stl	Min
		FG-FGA	FT-FTA	Off	Def	Off	Def	Off	Def	Tot							
05	DUFFICY, Shannon	f	2-4	0-1	0-0	2	7	9	3	4	0	5	0	0	0	30	
12	BASSETT, Hailey	f	4-16	0-5	3-4	0	5	5	4	11	0	1	2	1	26		
01	WEST, Eliza	g	3-5	0-0	0-0	2	3	5	3	6	6	6	0	2	38		
02	GEER, Jessie	g	3-6	2-4	0-0	0	0	0	2	8	3	0	0	1	17		
22	BREWSTER, Rachel	g	3-12	0-2	1-2	0	3	3	3	7	3	1	1	1	26		
03	WEST, Olivia	g	6-10	5-8	2-4	0	0	0	1	19	2	1	0	0	23		
31	TOOLE, Katie	f	2-4	2-2	0-0	0	0	0	1	8	1	0	0	1	16		
41	ROBINSON, Antoina	g	0-1	0-0	0-0	0	5	5	1	0	1	2	0	1	14		
44	MASON, Deja	g	2-3	0-0	0-0	1	1	2	3	4	0	1	0	1	10		
	Team					2	5	7									
	Totals		25-61	9-22	8-12	7	29	36	21	67	16	17	3	8	200		

1st - FG %: 8-17 47.1% 2nd: 5-18 27.8% 3rd: 7-12 58.3% 4th: 5-14 35.7% Game: 25-61 41.0% Deadball Rebounds 3
3FG %: 5-9 55.6% 1-6 16.7% 1-3 33.3% 2-4 50.0% 9-22 40.9%
FT %: 0-0 0.0% 5-6 83.3% 2-4 50.0% 1-2 50.0% 8-12 66.7%

New Mexico 78 • 7-6, 3-0 MW

#	Player	Total			3-Ptr			Rebounds			PF	TP	A	TO	Blk	Stl	Min
		FG-FGA	FT-FTA	Off	Def	Off	Def	Off	Def	Tot							
24	BOVERO, Jayda	f	2-9	2-7	2-2	0	3	3	2	8	1	2	0	1	32		
32	KELLER, Kianna	f	0-0	0-0	0-0	1	6	7	2	0	1	1	1	2	21		
15	VAN DER KEIJL, R.	c	5-10	0-0	8-10	6	6	12	2	18	3	1	3	0	33		
00	BEYNON, Cherise	g	7-19	2-6	7-8	0	3	3	1	23	8	3	0	5	38		
22	BURLESON, Mykiel	g	1-7	1-4	0-0	0	3	3	0	3	1	1	1	2	25		
11	LINES, Emily	g	1-4	1-4	0-0	0	1	1	1	3	0	0	0	0	9		
25	BRYAN, Laneah	g	0-1	0-1	1-2	0	1	1	1	1	1	1	0	0	16		
44	NUNN, Jaisa	g	9-12	2-2	2-4	2	4	6	2	22	1	3	1	0	26		
	Team					1	3	4									
	Totals		25-62	8-24	20-26	10	30	40	11	78	16	12	6	10	200		

1st - FG %: 6-18 33.3% 2nd: 4-17 23.5% 3rd: 10-17 58.8% 4th: 5-10 50.0% Game: 25-62 40.3% Deadball Rebounds 3,1
3FG %: 2-7 28.6% 2-9 22.2% 3-5 60.0% 1-3 33.3%
FT %: 3-3 66.7% 6-8 75.0% 7-8 87.5% 5-7 71.4%

Officials: Chuck Gonzalez, Julie Krommenhoek, Peter Contreras
Technical fouls: Utah State-None. New Mexico-None.
Attendance: 4554

Score by periods	1st	2nd	3rd	4th	Total
Utah State	21	16	17	13	67
New Mexico	16	16	30	16	78

Points	In	Off	2nd	Fast	Bench
Utah State	20	12	6	10	31
New Mexico	32	19	8	9	26

Score tied - 6 times.
Lead changed - 12 times.
Largest lead - US by 5 1st-00:00, NM by 11 4th-08:29.
US led for 18:51. NM led for 18:15. Game was tied for 02:32.

Game 15 UNLV 55, Utah State 53 (OT)

Official Basketball Box Score -- Game Totals -- Final Statistics
Utah State vs UNLV
01/07/17 4:00 pm at Las Vegas, Nev. (Cox Pavilion)

Utah State 53 • 8-7, 1-3 MW

#	Player	Total			3-Ptr			Rebounds			PF	TP	A	TO	Blk	Stl	Min
		FG-FGA	FT-FTA	Off	Def	Off	Def	Off	Def	Tot							
05	DUFFICY, Shannon	f	3-11	0-0	0-0	2	1	3	0	6	0	3	0	2	23		
01	WEST, Eliza	g	5-9	1-2	2-2	1	4	5	4	13	3	8	0	2	45		
02	GEER, Jessie	g	3-10	2-5	0-0	0	2	2	0	8	3	3	0	2	39		
12	BASSETT, Hailey	g	3-7	0-0	2-2	3	9	12	3	8	0	0	0	0	27		
22	BREWSTER, Rachel	g	5-13	2-4	0-0	3	9	12	4	12	4	3	0	1	39		
03	WEST, Olivia	g	1-7	1-3	0-0	0	2	2	0	3	3	1	0	0	17		
30	MOORE, Dee	g	0-0	0-0	0-0	1	0	1	0	0	0	1	0	0	3		
31	TOOLE, Katie	f	0-0	0-0	0-0	0	0	0	0	0	0	0	0	0	3		
33	KLINKER, Lizzy	g	0-1	0-0	0-0	0	0	0	0	0	0	0	0	0	3		
41	ROBINSON, Antoina	g	1-4	1-2	0-0	2	1	3	4	3	0	1	0	1	12		
44	MASON, Deja	g	0-1	0-0	0-0	1	1	2	5	0	0	5	0	0	14		
	Team					2	2	4									
	Totals		21-63	7-16	4-4	15	31	46	20	53	13	25	0	8	225		

1st - FG %: 2-17 11.8% 2nd: 8-17 47.1% 3rd: 4-8 50.0% 4th: 5-14 35.7% Game: 21-63 33.3% Deadball Rebounds 0
3FG %: 2-5 40.0% 3-6 50.0% 1-4 25.0% 1-4 25.0% 7-16 43.8%
FT %: 0-0 0.0% 0-0 0.0% 4-4 100.0% 0-0 0.0% 4-4 100.0%

UNLV 55 • 11-5, 2-2 MW

#	Player	Total			3-Ptr			Rebounds			PF	TP	A	TO	Blk	Stl	Min
		FG-FGA	FT-FTA	Off	Def	Off	Def	Off	Def	Tot							
03	STRAWATHER, Paris	f	5-8	1-3	3-6	6	7	13	4	14	1	7	0	0	43		
21	POWELL, Katie	f	0-2	0-2	0-0	0	2	2	3	0	1	2	1	0	13		
02	JOHNSON, Brooke	g	6-14	0-5	6-9	1	6	7	3	18							

2016-17 BOX SCORES

Game 17 Utah State 53, San Diego State 47

Official Basketball Box Score -- Game Totals -- Final Statistics
San Diego State vs Utah State
01/14/17 2 p.m. at Logan, Utah (Dee Glen Smith Spectrum)

San Diego State 47 • 7-9, 2-3 MW

#	Player	Total			Rebounds			PF	TP	A	TO	Blk	Stl	Min
		FG-FGA	3P-FGA	FT-FTA	Off	Def	Tot							
22	THORNDERSON, Lexy	2-11	1-8	0-0	0	4	4	1	5	0	0	0	1	26
40	TERRY, Monique	0-2	0-0	0-0	0	1	1	0	0	0	0	0	0	15
41	ELLISON, Kymberly	1-6	1-4	0-2	1	1	2	1	3	0	1	1	1	28
15	FORT, McKynzie	6-14	0-0	5-5	1	1	2	1	17	2	5	0	4	32
20	GOMEZ, Geena	4-9	2-3	2-2	0	4	4	3	12	2	4	0	1	25
01	LARK, Khalia	2-7	1-5	0-0	2	6	8	4	5	0	1	1	1	27
03	BOSTICK, Ariell	0-2	0-1	0-0	0	3	3	1	0	0	2	0	0	17
11	GOMEZ, Arantxa	1-4	0-0	0-1	1	3	4	0	2	1	0	0	0	14
30	GREENHOUSE, Cheyen	0-2	0-1	1-2	1	1	2	0	1	1	0	0	0	8
34	VANDERDOES, Baylee	1-2	0-0	0-0	0	2	2	0	2	0	0	0	0	8
Team					6	0	6							
Totals		17-59	5-22	8-12	12	26	38	11	47	6	13	2	8	200

1st - FG %:	3-16	18.8%	2nd:	6-16	37.5%	3rd:	4-14	28.6%	4th:	4-13	30.8%	Game:	17-59	28.8%	Deadball
3FG %:	1-4	25.0%	1-4	25.0%	1-6	16.7%	2-8	25.0%	5-22	22.7%	Rebounds				1
FT %:	2-2	100.0%	0-0	0.0%	3-7	42.9%	3-3	100.0%	8-12	66.7%					

Utah State 53 • 9-8, 2-4 MW

#	Player	Total			Rebounds			PF	TP	A	TO	Blk	Stl	Min
		FG-FGA	3P-FGA	FT-FTA	Off	Def	Tot							
05	DUFFICY, Shannon	2-7	0-2	0-0	1	7	8	3	4	3	1	0	0	29
41	ROBINSON, Antoina	5-6	0-0	2-3	1	4	5	2	12	1	1	3	1	27
01	WEST, Eliza	1-4	0-0	0-0	0	2	2	3	2	6	5	0	0	32
02	GEER, Jessie	3-8	0-3	0-0	1	6	7	0	6	2	1	0	0	25
22	BREWSTER, Rachel	6-17	1-1	5-7	4	5	9	4	18	3	3	0	4	30
03	WEST, Olivia	0-3	0-0	0-0	0	1	1	3	0	1	3	0	0	16
12	BASSETT, Hailey	2-5	1-1	0-0	0	2	2	0	5	1	0	0	0	11
30	MOORE, Dee	0-1	0-0	0-0	0	0	0	0	0	1	1	0	1	3
31	TOOLE, Katie	0-1	0-1	0-0	0	0	0	1	0	0	1	0	0	8
33	KLINKER, Lizzy	1-1	0-0	0-0	0	1	1	1	2	0	0	1	0	9
44	MASON, Deja	2-3	0-0	0-0	1	3	4	0	4	0	0	1	0	10
Team					2	2	4							
Totals		22-56	2-8	7-10	10	33	43	17	53	18	17	5	6	200

1st - FG %:	9-15	60.0%	2nd:	4-11	36.4%	3rd:	4-18	22.2%	4th:	5-12	41.7%	Game:	22-56	39.3%	Deadball
3FG %:	1-4	25.0%	1-1	100.0%	0-2	0.0%	0-1	0.0%	2-8	25.0%	Rebounds				1
FT %:	0-0	0.0%	0-0	0.0%	2-3	66.7%	5-7	71.4%	7-10	70.0%					

Officials: R-Brenda Pantoja, U1-Zac Brost, U2-Peter Contreras
Technical fouls: San Diego State-None. Utah State-None.
Attendance: 517

Score by periods	1st	2nd	3rd	4th	Total
San Diego State	9	13	12	13	47
Utah State	19	9	10	15	53

Points	In	Paint	T/O	2nd	Fast	Bench
SDSU	20	19	5	6	6	10
US	28	6	6	8	8	11

Last FG - SDSU 4th-02:49, US 4th-03:42.
Largest lead - SDSU None, US by 12 2nd-08:59.
SDSU led for 00:00. US led for 38:48. Game was tied for 00:52.

Score tied - 2 times.
Lead changed - 0 times.

Game 18 Colorado State 74, Utah State 43

Official Basketball Box Score -- Game Totals -- Final Statistics
Utah State vs Colorado State
1/21/17 2:05 p.m. at Fort Collins, Colo. (Moby Arena)

Utah State 43 • 9-9, 2-5 MW

#	Player	Total			Rebounds			PF	TP	A	TO	Blk	Stl	Min
		FG-FGA	3P-FGA	FT-FTA	Off	Def	Tot							
05	DUFFICY, Shannon	1-5	1-1	3-4	1	4	5	0	6	0	4	0	0	31
41	ROBINSON, Antoina	0-3	0-0	0-0	2	0	2	4	0	0	2	1	0	21
01	WEST, Eliza	5-9	1-3	1-1	2	4	6	1	12	4	3	0	0	34
02	GEER, Jessie	2-5	2-5	0-0	0	1	1	0	6	0	2	0	1	20
22	BREWSTER, Rachel	5-13	2-6	0-0	2	3	5	4	12	1	2	0	0	22
03	WEST, Olivia	0-5	0-4	0-0	0	2	2	0	0	0	1	0	0	10
12	BASSETT, Hailey	2-5	0-2	0-0	1	2	3	1	4	0	1	0	1	24
30	MOORE, Dee	0-3	0-0	1-2	0	1	1	0	2	1	0	0	0	9
31	TOOLE, Katie	1-3	0-2	0-0	0	1	1	0	2	0	1	0	0	12
33	KLINKER, Lizzy	0-0	0-0	0-0	0	0	0	1	0	3	0	0	0	9
44	MASON, Deja	0-0	0-0	0-0	0	2	2	0	0	0	1	0	0	8
Team					2	0	2							
Totals		16-51	6-23	5-7	10	20	30	11	43	8	17	1	2	200

1st - FG %:	5-15	33.3%	2nd:	1-11	9.1%	3rd:	7-13	53.8%	4th:	3-12	25.0%	Game:	16-51	31.4%	Deadball
3FG %:	3-8	37.5%	0-6	0.0%	2-4	50.0%	1-5	20.0%	6-23	26.1%	Rebounds				2
FT %:	0-0	0.0%	0-0	0.0%	2-3	66.7%	3-4	75.0%	5-7	71.4%					

Colorado State 74 • 14-5, 6-1 MW

#	Player	Total			Rebounds			PF	TP	A	TO	Blk	Stl	Min
		FG-FGA	3P-FGA	FT-FTA	Off	Def	Tot							
22	AUSTAVSSON, Elin	10-12	1-1	1-2	2	10	12	3	22	5	1	2	1	36
02	AUGUSTULEN, Stine	0-3	0-3	0-0	0	1	1	0	0	1	0	1	0	18
10	TRVDY, Hannah	2-6	0-3	1-2	0	3	3	2	5	4	0	1	2	38
12	KAISER, Callie	6-11	3-6	0-0	0	3	3	2	15	4	1	0	3	29
13	NYSTROM, Ellen	8-11	2-3	2-2	0	4	4	1	20	10	2	0	3	36
21	HAMM, Myanne	3-5	3-5	0-0	0	2	2	1	9	1	1	0	1	20
24	KANTZY, Amanda	1-4	1-3	0-0	1	2	3	1	3	0	0	0	0	19
33	DREIMANE, Anna	0-1	0-0	0-0	0	0	0	0	0	0	1	1	0	4
Team					0	0	0							
Totals		30-53	10-24	4-6	3	25	28	10	74	25	7	5	10	200

1st - FG %:	7-12	58.3%	2nd:	9-13	69.2%	3rd:	8-14	57.1%	4th:	6-14	42.9%	Game:	30-53	56.6%	Deadball
3FG %:	1-6	16.7%	3-5	60.0%	2-8	25.0%	4-5	80.0%	10-24	41.7%	Rebounds				2
FT %:	3-4	75.0%	0-0	0.0%	0-0	0.0%	1-2	50.0%	4-6	66.7%					

Officials: Jack Jones, Anita Ortega, Brad Schmidt
Technical fouls: Utah State-None. Colorado State-None.
Attendance: 1480

Score by periods	1st	2nd	3rd	4th	Total
Utah State	13	2	18	10	43
Colorado State	18	21	18	17	74

Game 19 New Mexico 68, Utah State 58

Official Basketball Box Score -- Game Totals -- Final Statistics
New Mexico vs Utah State
01/25/17 7:00 pm at Logan, Utah (Dee Glen Smith Spectrum)

New Mexico 68 • 10-9, 6-3 MW

#	Player	Total			Rebounds			PF	TP	A	TO	Blk	Stl	Min
		FG-FGA	3P-FGA	FT-FTA	Off	Def	Tot							
32	KELLER, Kianna	0-0	0-0	0-0	1	3	4	1	0	0	0	2	0	24
15	VAN DER KEIJL, R.	2-4	0-0	0-2	2	5	7	5	4	0	6	2	1	29
00	BEYNON, Cherise	6-12	3-8	0-2	0	5	3	15	7	3	0	2	34	
04	LAPEYROLERIE, Alex	6-18	4-12	5-5	0	4	4	3	21	3	2	0	0	36
22	BURLESON, Mykiel	4-7	4-6	1-2	3	5	8	1	13	2	3	1	1	27
24	BOVERO, Jayda	1-1	0-0	2-2	0	1	1	1	4	1	0	0	0	11
25	BRYAN, Laneah	0-3	0-3	0-0	0	1	1	0	0	2	1	0	1	13
44	NUNN, Jaisa	5-8	0-0	1-4	2	5	7	1	11	1	0	1	0	26
Team					2	3	5							
Totals		24-53	11-29	9-17	10	32	42	15	68	16	16	6	5	200

1st - FG %:	3-10	30.0%	2nd:	4-14	28.6%	3rd:	9-15	60.0%	4th:	8-14	57.1%	Game:	24-53	45.3%	Deadball
3FG %:	1-7	14.3%	2-6	33.3%	5-9	55.6%	3-7	42.9%	11-29	37.9%	Rebounds				4
FT %:	4-7	57.1%	3-3	100.0%	2-7	28.6%	0-0	0.0%	9-17	52.9%					

Utah State 58 • 9-10, 2-6 MW

#	Player	Total			Rebounds			PF	TP	A	TO	Blk	Stl	Min
		FG-FGA	3P-FGA	FT-FTA	Off	Def	Tot							
05	DUFFICY, Shannon	2-6	0-1	0-0	0	2	2	0	4	5	0	0	0	25
41	ROBINSON, Antoina	0-2	0-0	0-0	1	5	6	2	0	1	2	0	1	23
44	MASON, Deja	1-5	0-0	0-0	0	1	1	5	2	1	1	0	3	13
01	WEST, Eliza	2-7	1-3	2-2	0	3	3	1	7	5	2	0	1	35
22	BREWSTER, Rachel	9-18	2-3	2-3	1	5	6	0	22	4	1	1	1	34
02	GEER, Jessie	0-0	0-0	0-0	0	1	1	1	0	0	1	0	0	6
03	WEST, Olivia	0-2	0-0	2-2	1	0	1	0	2	0	0	0	0	6
12	BASSETT, Hailey	3-9												

2016-17 BOX SCORES

Game 22

Utah State 81, Nevada 69

Official Basketball Box Score -- Game Totals -- Final Statistics
Utah State vs Nevada
 2/1/17 6:30 p.m. at Reno, Nev. | Lawlor Events Center

Utah State 81 • 11-10, 4-6 MW

#	Player	Total			Rebounds			PF	TP	A	TO	Blk	Stl	Min	
		FG-FGA	3-Ptr	FT-FTA	Off	Def	Tot								
05	DUFFICY, Shannon	f	5-11	1-4	0-0	5	9	14	2	11	2	0	0	1	29
12	BASSETT, Hailey	f	6-10	0-0	1-2	2	5	7	2	13	1	1	0	1	19
44	MASON, Deja	f	2-3	0-0	2-2	1	1	2	3	6	0	2	4	0	14
01	WEST, Eliza	g	5-9	1-1	5-6	1	2	3	3	16	8	5	0	6	37
22	BREWSTER, Rachel	g	6-13	2-4	0-0	2	3	5	2	14	1	3	0	1	27
02	GEER, Jessie	g	1-3	0-0	0-0	0	1	1	1	2	0	0	0	0	16
03	WEST, Olivia	g	0-1	0-1	0-0	0	0	0	1	0	3	2	0	0	10
30	MOORE, Dee	g	3-6	0-0	1-1	2	3	5	1	7	0	0	1	1	11
31	TOOLE, Katie	g	1-1	1-1	0-0	0	0	0	0	3	1	0	0	0	5
33	KLINKER, Lizzy	g	1-1	0-0	0-0	0	0	0	0	2	0	1	1	1	8
41	ROBINSON, Antoina	g	2-5	0-0	3-4	1	0	1	4	7	0	1	0	0	24
	Team					1	0	1			2				
	Totals		32-63	5-11	12-15	15	24	39	19	81	16	17	6	11	200

1st - FG %:	10-18	55.6%	2nd: 10-20	50.0%	3rd: 9-15	60.0%	4th: 3-10	30.0%	Game:	32-63	50.8%	Deadball	
3FG %:	1-3	33.3%	2-4	50.0%	2-3	66.7%	0-1	0.0%		5-11	45.5%	Rebounds	
FT %:	4-6	66.7%	0-0	0.0%	1-1	100.0%	7-8	87.5%		12-15	80.0%		1

Nevada 69 • 8-13, 2-8 MW

#	Player	Total			Rebounds			PF	TP	A	TO	Blk	Stl	Min	
		FG-FGA	3-Ptr	FT-FTA	Off	Def	Tot								
11	BRIGGS, Terae	f	5-7	0-0	4-5	2	4	6	3	14	0	3	2	1	28
12	CEPHAS, AJ	f	3-7	0-0	0-0	3	3	6	3	6	3	1	1	0	21
33	MOE, T	g	0-4	0-1	0-0	0	0	0	0	0	2	4	0	3	24
15	SCHMID, Stephanie	g	6-13	5-9	2-2	1	1	2	0	19	2	2	0	0	34
44	EVERIDGE, Riana	g	4-9	1-3	1-1	0	0	0	4	10	1	2	1	1	22
01	JONES, Ashlee	g	0-1	0-1	0-0	0	0	1	0	0	1	0	0	0	3
04	ZELLER, Teige	g	1-6	0-0	7-10	6	1	7	0	9	2	4	0	1	18
03	BERGMAN, Halie	g	2-4	2-4	1-2	1	1	2	1	7	1	0	0	0	18
12	TOBEY, MorningRose	g	1-4	0-2	2-2	1	2	3	4	1	2	0	1	1	20
23	GONZALEZ, Desirae	g	0-3	0-3	0-0	0	2	2	0	0	0	0	0	1	12
	Team					2	2	4							
	Totals		22-58	8-23	17-22	16	17	33	14	69	13	18	4	8	200

1st - FG %:	3-13	23.1%	2nd: 2-12	16.7%	3rd: 8-16	50.0%	4th: 9-17	52.9%	Game:	22-58	37.9%	Deadball	
3FG %:	1-6	16.7%	0-2	0.0%	4-10	40.0%	4-10	40.0%		8-23	34.8%	Rebounds	
FT %:	5-6	83.3%	5-8	62.5%	4-4	100.0%	3-4	75.0%		17-22	77.3%		1,1

Officials: Anita Ortega, Randy Campbell, Cheryl Flores
 Technical fouls: Utah State-None. Nevada-None.
 Attendance: 1129

Score by periods	1st	2nd	3rd	4th	Total
Utah State	25	22	21	13	81
Nevada	12	9	23	25	69

Game 22

Utah State 65, Boise State 63

Official Basketball Box Score -- Game Totals -- Final Statistics
Boise State vs Utah State
 02/04/17 2 p.m. at Logan, Utah (Dee Glen Smith Spectrum)

Boise State 63 • 15-7, 5-6 MW

#	Player	Total			Rebounds			PF	TP	A	TO	Blk	Stl	Min	
		FG-FGA	3-Ptr	FT-FTA	Off	Def	Tot								
33	HARRELL, Joyce	f	0-2	0-0	0-0	2	2	4	4	0	0	4	1	1	21
31	VANDERSCHAAF, Marij	c	4-10	0-0	1-2	2	5	7	3	9	1	5	1	2	35
10	RODRIGUEZ, Yaiza	g	1-4	1-3	4-4	0	2	2	1	7	5	1	0	6	32
20	HERMIDA, Marta	g	3-7	0-1	0-2	0	1	1	1	6	2	3	0	0	25
44	PAHUKOA, Brooke	g	3-7	1-2	5-5	0	1	1	3	12	1	3	0	2	29
01	WOODVINE, Jordan	g	2-3	0-0	2-7	0	3	3	1	6	3	4	0	2	16
14	HODGINS, Braydey	g	0-1	0-0	1-2	0	0	0	2	1	0	4	0	0	11
11	LUFFER, Riley	g	6-8	4-6	1-2	1	0	1	1	17	1	0	1	1	24
22	TOTH, Emerald	g	0-0	0-0	0-0	0	0	0	0	0	0	0	0	0	0+
40	PAHUKOA, Brittney	g	0-0	0-0	0-0	0	1	1	0	0	0	1	0	0	2
54	WHEELER, Brooke	g	2-2	0-0	1-1	1	2	3	0	5	0	1	0	0	5
	Team					3	2	5							
	Totals		21-44	6-12	15-25	9	19	28	16	63	13	25	3	14	200

1st - FG %:	10-16	62.5%	2nd: 6-12	50.0%	3rd: 1-6	16.7%	4th: 4-10	40.0%	Game:	21-44	47.7%	Deadball	
3FG %:	3-4	75.0%	1-3	33.3%	0-2	0.0%	2-3	66.7%		6-12	50.0%	Rebounds	
FT %:	0-2	0.0%	1-3	33.3%	0-0	0.0%	9-13	69.2%		15-25	60.0%		4

Utah State 65 • 12-10, 5-6 MW

#	Player	Total			Rebounds			PF	TP	A	TO	Blk	Stl	Min	
		FG-FGA	3-Ptr	FT-FTA	Off	Def	Tot								
05	DUFFICY, Shannon	f	4-6	0-1	1-1	3	5	8	5	9	7	3	0	3	32
12	BASSETT, Hailey	f	0-4	0-2	0-0	0	0	0	2	0	2	0	0	0	10
44	MASON, Deja	c	3-3	0-0	0-0	4	2	6	2	6	1	4	1	3	25
01	WEST, Eliza	g	4-7	1-1	0-1	0	4	4	2	9	9	8	0	3	37
22	BREWSTER, Rachel	g	8-17	3-5	0-0	1	0	1	4	19	2	1	0	3	30
02	GEER, Jessie	g	1-2	0-1	0-0	0	2	2	0	2	0	1	0	0	12
03	WEST, Olivia	g	2-9	1-6	3-3	1	1	2	1	8	1	5	0	0	21
30	MOORE, Dee	g	3-3	0-0	0-0	1	3	4	2	6	0	0	0	0	5
31	TOOLE, Katie	g	0-0	0-0	0-0	0	0	0	0	0	1	0	0	1	5
33	KLINKER, Lizzy	g	1-3	0-1	0-0	1	1	2	1	2	1	0	0	3	15
41	ROBINSON, Antoina	g	2-3	0-0	0-0	0	0	0	3	4	1	0	1	1	8
	Team					0	2	2							
	Totals		28-57	5-17	4-5	11	20	31	22	65	23	24	2	17	200

1st - FG %:	8-13	61.5%	2nd: 5-14	35.7%	3rd: 6-13	46.2%	4th: 9-17	52.9%	Game:	28-57	49.1%	Deadball	
3FG %:	1-2	50.0%	2-7	28.6%	0-3	0.0%	2-5	40.0%		5-17	29.4%	Rebounds	
FT %:	0-1	0.0%	3-3	100.0%	1-1	100.0%	0-0	0.0%		4-5	80.0%		0

Officials: R-Robert Strong, U1-Ken Sowby, U2-Cheryl Blue
 Technical fouls: Boise State-None. Utah State-None.
 Attendance: 490

Score by periods	1st	2nd	3rd	4th	Total
Boise State	23	19	2	19	63
Utah State	17	15	13	20	65

Points	In	Off	2nd	Fast	Bench
BSU	20	18	7	5	29
US	34	15	9	12	22

Largest lead - BSU by 13 2nd-00:54, US by 12 4th-03:53.
 BSU led for 27:59. US led for 10:20. Game was tied for 01:41.
 Score tied - 2 times.
 Lead changed - 1 time.

Game 23

Utah State 55, Colorado State 48

Official Basketball Box Score -- Game Totals -- Final Statistics
Colorado State vs Utah State
 02/08/17 7:00 p.m. at Logan, Utah (Dee Glen Smith Spectrum)

Colorado State 48 • 18-6, 10-2 MW

#	Player	Total			Rebounds			PF	TP	A	TO	Blk	Stl	Min	
		FG-FGA	3-Ptr	FT-FTA	Off	Def	Tot								
22	GUSTAVSSON, Elin	f	1-8	1-2	0-0	0	2	2	0	3	0	1	1	0	34
02	AUSTGULEN, Stine	g	2-9	2-8	2-2	0	4	4	0	8	2	0	0	0	33
10	TVRDY, Hannah	g	2-9	2-5	0-0	0	6	6	0	6	2	3	0	1	40
12	KAISER, Callie	g	3-5	1-3	1-4	0	4	4	3	8	2	0	0	2	19
13	NYSTROM, Ellen	g	2-10	0-1	5-5	1	2	3	3	9	3	1	1	1	40
05	TRYGGEDSSON, Sofie	g	3-6	1-3	0-0	2	0	2	0	7	0	0	0	0	11
21	HAMM, Myanne	g	2-6												

2016-17 BOX SCORES

Game 25 San Diego State 66, Utah State 59

Game 26 Utah State 60, Nevada 57

Official Basketball Box Score -- Game Totals -- Final Statistics
Utah State vs San Diego State
02/15/17 6:30 PM at Steve Fisher Court at Viejas Arena

Utah State 59 • 13-12, 6-8 MW

#	Player	Total			3-Ptr			Rebounds			PF	TP	A	TO	Blk	Stl	Min
		FG-FGA	FT-FTA	Off	Def	Off	Def	Off	Def	Tot							
05	DUFFICY, Shannon	2-5	0-2	0-0	0	1	1	0	4	0	2	0	1	0	1	15	
12	BASSETT, Hailey	0-1	0-0	0-0	0	0	0	0	0	1	1	0	0	0	5		
44	MASON, Deja	3-4	0-0	1-2	3	0	3	1	7	1	3	0	0	0	24		
01	WEST, Eliza	2-8	1-1	2-2	1	2	3	7	6	2	0	1	1	1	37		
22	BREWSTER, Rachel	6-14	1-6	1-2	0	2	2	1	14	2	1	0	0	0	23		
02	GEER, Jessie	1-2	1-1	0-0	0	0	0	0	3	0	0	0	2	9			
03	WEST, Olivia	0-2	0-2	0-0	0	1	1	0	0	1	0	0	0	9			
30	MOORE, Dee	3-5	0-0	1-2	3	0	3	2	7	1	2	1	0	16			
31	TOOLE, Katie	4-6	4-6	0-0	0	0	0	4	12	1	2	0	1	22			
33	KLINKER, Lizzy	0-0	0-0	0-0	0	0	0	0	0	0	0	0	3	13			
41	ROBINSON, Antoina	1-1	0-0	3-4	1	2	3	4	5	2	1	2	1	27			
	Team				1	2	3										
	Totals	22-48	7-18	8-12	9	10	19	18	59	15	15	3	9	200			

1st - FG %:	5-12 41.7%	2nd - FG %:	5-12 41.7%	3rd - FG %:	6-11 54.5%	4th - FG %:	6-13 46.2%	Game:	23-48 47.9%	Deadball	
3FG %:	0-3 0.0%	3FG %:	1-2 50.0%	3FG %:	3-7 42.9%	3FG %:	3-6 50.0%		7-18 38.9%	Rebounds	
FT %:	1-2 50.0%	FT %:	0-0 0.0%	FT %:	3-4 75.0%	FT %:	4-6 66.7%		8-12 66.7%		1

San Diego State 66 • 9-15, 4-9 MW

#	Player	Total			3-Ptr			Rebounds			PF	TP	A	TO	Blk	Stl	Min
		FG-FGA	FT-FTA	Off	Def	Off	Def	Off	Def	Tot							
11	GOMEZ, Arantxa	2-2	0-0	2-2	1	1	2	2	6	0	1	1	0	24			
01	LARK, Khalia	1-5	1-4	0-0	2	2	2	3	2	1	0	0	15				
15	FORT, McKynzie	8-11	0-1	3-4	1	6	7	0	19	3	2	0	1	33			
20	GOMEZ, Geena	3-6	3-4	0-0	1	7	8	1	9	0	5	0	0	23			
30	GREENHOUSE, Cheyen	1-3	0-1	2-2	0	0	0	1	4	0	2	0	0	28			
03	BOSTICK, Ariell	2-2	0-0	0-0	0	1	1	1	4	3	3	0	3	17			
04	ELLISON, Kymberly	1-5	0-4	5-5	0	1	1	0	7	1	2	0	0	20			
22	THORNDON, Lexy	4-8	3-7	0-0	1	0	1	2	11	1	1	1	0	23			
34	VANDERDOES, Baylee	1-1	0-0	1-2	1	0	1	5	3	0	2	0	1	13			
40	TERRY, Monique	0-0	0-0	0-0	0	1	1	0	0	0	0	0	0	4			
	Team				3	1	4										
	Totals	23-43	7-21	13-15	8	20	28	14	66	10	20	2	5	200			

1st - FG %:	6-13 46.2%	2nd - FG %:	8-11 72.7%	3rd - FG %:	7-11 63.6%	4th - FG %:	2-8 25.0%	Game:	23-43 53.5%	Deadball	
3FG %:	0-5 0.0%	3FG %:	4-7 57.1%	3FG %:	3-5 60.0%	3FG %:	0-4 0.0%		7-21 33.3%	Rebounds	
FT %:	0-0 0.0%	FT %:	3-3 100.0%	FT %:	2-2 100.0%	FT %:	8-10 80.0%		13-15 86.7%		4

Officials: Lisa Jones, Kent Johnson, Chuck Gonzalez
Technical fouls: Utah State-None, San Diego State-None.
Attendance: 464

Score by periods	1st	2nd	3rd	4th	Total
Utah State	11	11	18	19	59
San Diego State	12	23	19	12	66

	In	Off	2nd	Fast	Bench
Points	Paint	T/O	Chance	Break	
US	22	25	10	0	27
SDSU	22	22	3	12	25

Last FG - US 4th-01:04, SDSU 4th-02:42.
Largest lead - US None, SDSU by 20 2nd-02:54.
US led for 00:00. SDSU led for 39:44. Game was tied for 00:16.

Score tied - 0 times.
Lead changed - 0 times.

Official Basketball Box Score -- Game Totals -- Final Statistics
Nevada vs Utah State
02/18/17 2 p.m. at Dee Glen Smith Spectrum (Logan, Utah)

Nevada 57 • 10-15, 4-10 MW

#	Player	Total			3-Ptr			Rebounds			PF	TP	A	TO	Blk	Stl	Min
		FG-FGA	FT-FTA	Off	Def	Off	Def	Off	Def	Tot							
03	ZELLER, Teige	1-7	0-0	0-0	3	3	6	1	2	0	2	0	0	0	14		
11	BRIGHTS, Terae	2-5	0-0	4-0	3	4	7	5	8	1	0	0	2	22			
04	BERGMAN, Halie	0-5	0-2	0-0	2	1	3	1	0	1	2	0	1	13			
13	MOE, T	0-5	0-3	0-0	0	2	2	2	0	3	1	0	0	20			
15	SCHMID, Stephanie	1-5	1-3	4-5	0	1	1	0	7	2	0	0	0	28			
01	JONES, Ashlee	2-4	1-3	2-3	1	0	1	0	7	0	0	0	0	12			
12	TOBEY, MorningRose	0-4	0-2	0-0	0	0	0	2	0	4	1	0	2	21			
23	GONZALEZ, Desirae	0-1	0-1	0-0	1	0	1	4	0	0	0	0	0	13			
32	CEPHAS, AJ	8-10	0-0	1-2	2	6	8	2	17	0	2	2	1	30			
44	EVERIDGE, Riana	4-10	2-3	6-8	1	2	3	2	16	3	2	0	0	27			
	Team				3	3	6										
	Totals	18-56	4-17	17-28	16	22	38	19	57	14	10	2	6	200			

1st - FG %:	4-17 23.5%	2nd - FG %:	4-14 28.6%	3rd - FG %:	5-14 35.7%	4th - FG %:	5-11 45.5%	Game:	18-56 32.1%	Deadball	
3FG %:	1-5 20.0%	3FG %:	2-7 28.6%	3FG %:	1-1 100.0%	3FG %:	4-17 23.5%		17-28 60.7%	Rebounds	
FT %:	5-6 83.3%	FT %:	2-3 66.7%	FT %:	7-12 58.3%	FT %:	3-7 42.9%				4

Utah State 60 • 14-12, 7-8 MW

#	Player	Total			3-Ptr			Rebounds			PF	TP	A	TO	Blk	Stl	Min
		FG-FGA	FT-FTA	Off	Def	Off	Def	Off	Def	Tot							
05	DUFFICY, Shannon	2-5	0-1	2-2	4	7	11	2	6	3	2	0	1	27			
44	MASON, Deja	0-0	0-0	0-0	0	4	4	0	0	1	2	1	12				
01	WEST, Eliza	2-8	1-3	7-8	2	2	4	2	12	5	3	0	34				
22	BREWSTER, Rachel	9-17	1-2	2-2	0	3	2	21	1	3	1	0	35				
33	KLINKER, Lizzy	1-3	0-1	0-0	0	2	2	1	2	0	1	0	0	7			
02	GEER, Jessie	1-4	1-2	0-0	0	1	1	0	3	0	1	0	18				
03	WEST, Olivia	0-0	0-0	0-0	0	1	1	0	1	0	1	0	14				
12	BASSETT, Hailey	2-6	0-1	3-4	2	1	3	2	7	0	0	0	10				
30	MOORE, Dee	3-6	1-1	0-0	1	2	3	1	7	0	1	1	12				
31	TOOLE, Katie	1-3	0-0	0-0	0	0	0	1	2	0	0	0	15				
41	ROBINSON, Antoina	0-1	0-0	0-0	0	4	4	3	0	0	1	2	16				
	Team				2	2	4										
	Totals	21-53	4-11	14-16	11	29	40	19	60	10	16	6	6	200			

1st - FG %:	5-16 31.3%	2nd - FG %:	5-12 41.7%	3rd - FG %:	5-14 35.7%	4th - FG %:	6-11 54.5%	Game:	21-53 39.6%	Deadball	
3FG %:	2-5 40.0%	3FG %:	1-2 50.0%	3FG %:	0-1 0.0%	3FG %:	1-3 33.3%		14-16 87.5%	Rebounds	
FT %:	0-0 0.0%	FT %:	4-4 100.0%	FT %:	3-4 75.0%	FT %:	5-6 83.3%				1

Officials: R-Penny Davis, U1-Peter Contreras, U2-Teresa Olsen
Technical fouls: Nevada-None, Utah State-None.
Attendance: 595

Score by periods	1st	2nd	3rd	4th	Total
Nevada	14	10	19	14	57
Utah State	14	15	13	18	60

	In	Off	2nd	Fast	Bench
Points	Paint	T/O	Chance	Break	
NV	22	14	10	4	40
US	22	14	12	5	19

Last FG - NV 4th-00:25, US 4th-01:43.
Largest lead - NV by 7 4th-07:36, US by 7 1st-04:30.
NV led for 13:32. US led for 19:52. Game was tied for 06:24.

Score tied - 9 times.
Lead changed - 8 times.

Game 27 Utah State 82, San José State 78

Game 28 Air Force 64, Utah State 61

Official Basketball Box Score -- Game Totals -- Final Statistics
San Jose State vs Utah State
02/22/17 7:00 p.m. at Logan, Utah (Dee Glen Smith Spectrum)

San Jose State 78 • 10-17, 7-8 MW

#	Player	Total			3-Ptr			Rebounds			PF	TP	A	TO	Blk	Stl	Min
		FG-FGA	FT-FTA	Off	Def	Off	Def	Off	Def	Tot							
03	BAIRD, Paris	5-12	4-7	0-0	3	10	13	4	14	1	1	2	1	35			
23	GENNETT, Hallie	1-2	1-2	0-0	1	2	3	1	5	0	0	1	0	16			
01	LADD, Myzhanique	3-9	1-3	3-4	2	7	9	2	10	4	1	0	0	36			
20	WEST, Rachol	0-4	0-4	1-2	1	1	2	0	1	1	1	0	0	20			
21	RAMOS, Dezz	14-29	4-9	5-8	0	5	5	2	37	5	2	0	1	40-			
02	KOHLHAAS, Andrea	1-2	1-2	0-0	2	0	2	3	3	1	0	0	0	13			
04	HAFOKA, Fiem'e'a	0-1	0-0	0-0	0	0	0	0	0	0	0	0	0	2			
05	BENALLY, Anlyss	1-2	1-2	0-0	0	0	0	0	3	1	0	0	1	6			
24	HARRIS																

2016-17 BOX SCORES

Game 29 Utah State 58, UNLV 49

Official Basketball Box Score -- Game Totals -- Final Statistics
UNLV vs Utah State
02/28/17 7:00 p.m. at Logan, Utah (Dee Glen Smith Spectrum)

UNLV 49 • 20-9, 11-6 MW

#	Player	Total			3-Ptr			Rebounds			PF	TP	A	TO	Blk	Stl	Min
		FG-FGA	FG-FGA	FT-FTA	FG-FGA	FG-FGA	FT-FTA	Off	Def	Tot							
03	STRAWATHER, Paris	f	2-4	1-2	4-4	4	0	4	2	9	1	1	0	2	23		
21	POWELL, Katie	c	2-8	0-1	2-2	2	7	9	0	6	0	1	1	0	27		
02	JOHNSON, Brooke	g	5-13	1-8	3-4	1	4	5	0	14	5	2	0	4	37		
11	GONZALEZ, Dylan	g	3-12	3-10	0-0	0	3	3	3	9	1	4	0	2	37		
12	GONZALEZ, Dakota	g	2-14	1-3	0-0	1	4	5	3	5	3	5	1	0	35		
05	SHEPPARD, Simone	g	0-0	0-0	0-0	0	0	0	1	0	0	0	0	5			
20	ANDERSON, Alyssa	g	0-0	0-0	0-0	0	0	0	0	0	0	0	0	8			
23	BELL, Jordyn	g	1-1	0-0	4-4	2	1	3	5	6	0	4	1	0	28		
Team					2		4		6								
Totals			15-52	6-24	13-14	12	23	35	14	49	10	17	3	8	200		

1st - FG %:	4-19	21.1%	2nd:	5-11	45.5%	3rd:	3-12	25.0%	4th:	3-10	30.0%	Game:	15-52	28.8%	Deadball	
3FG %:	2-9	22.2%	2-5	40.0%	1-6	16.7%	1-4	25.0%	6-24	25.0%	Rebounds					
FT %:	2-2	100.0%	2-2	100.0%	3-4	75.0%	6-6	100.0%	13-14	92.9%	Rebounds					

Utah State 58 • 16-13, 9-9 MW

#	Player	Total			3-Ptr			Rebounds			PF	TP	A	TO	Blk	Stl	Min
		FG-FGA	FG-FGA	FT-FTA	FG-FGA	FG-FGA	FT-FTA	Off	Def	Tot							
05	DUFFICY, Shannon	f	2-8	0-2	0-0	3	6	9	2	4	4	2	0	0	29		
41	ROBINSON, Antoina	f	4-5	0-0	0-0	1	4	5	8	1	2	0	2	27			
01	WEST, Eliza	g	6-10	0-1	1-2	0	1	1	0	13	7	10	0	2	37		
22	BREWSTER, Rachel	g	4-14	0-6	4-4	1	0	1	12	0	0	0	3	34			
33	KLINKER, Lizzy	g	0-1	0-0	0-0	0	2	2	0	0	0	0	1	10			
02	GEER, Jessie	g	0-0	0-0	0-0	0	1	1	0	0	0	0	0	4			
03	WEST, Olivia	g	1-2	1-2	2-2	0	2	2	0	5	0	1	0	6			
12	BASSETT, Hailey	g	0-3	0-1	0-0	0	2	2	0	0	0	0	0	6			
31	TOOLE, Katie	g	7-11	2-4	0-0	1	3	4	0	16	0	0	0	25			
44	MASON, Deja	g	0-2	0-0	0-0	2	2	4	3	0	0	1	0	22			
Team					2		4										
Totals			24-56	3-16	7-8	10	25	35	11	58	12	16	0	8	200		

1st - FG %:	4-12	33.3%	2nd:	7-16	43.8%	3rd:	5-11	45.5%	4th:	8-17	47.1%	Game:	24-56	42.9%	Deadball	
3FG %:	0-4	0.0%	0-3	0.0%	1-4	25.0%	2-5	40.0%	3-16	18.8%	Rebounds					
FT %:	0-0	0.0%	0-0	0.0%	3-4	75.0%	4-4	100.0%	7-8	87.5%	Rebounds					

Officials: R-Kyle Bacon, U1-Roy Gulbeyan, U2-Tiffany Bird
Technical fouls: UNLV-None. Utah State-None.
Attendance: 477

Score by periods	1st	2nd	3rd	4th	Total
UNLV	12	14	10	13	49
Utah State	8	14	14	22	58

Last FG - UNLV 4th-01:56, US 4th-00:19.
Largest lead - UNLV by 6 1st-03:35, US by 12 4th-02:26.
UNLV led for 23:36. US led for 13:15. Game was tied for 03:09.

Points	In	Off	2nd	Fast	Bench
UNLV	36	14	15	11	6
US	36	11	4	14	21

Score tied - 4 times.
Lead changed - 5 times.

Game 30 No. 6 Utah State 46, No. 11 Air Force 40

Official Basketball Box Score -- Game Totals -- Final Statistics
Air Force vs Utah State
03/06/17 7:00 PM at Las Vegas, Nev. (Thomas & Mack Center)

Air Force 40 • 4-25

#	Player	Total			3-Ptr			Rebounds			PF	TP	A	TO	Blk	Stl	Min
		FG-FGA	FG-FGA	FT-FTA	FG-FGA	FG-FGA	FT-FTA	Off	Def	Tot							
00	BENNETT, Dee	f	1-13	0-1	2-2	0	9	9	1	4	1	2	2	1	32		
12	DAVIS, Kailin	f	1-5	1-2	2-2	1	2	3	4	5	0	3	0	0	30		
10	ITUGBU, Venessannah	g	1-6	0-1	2-4	1	5	6	3	4	1	1	0	0	33		
11	PORTER, Cortney	g	2-6	0-0	4-4	5	5	10	3	8	4	3	0	3	31		
33	FORDE, Mariah	g	3-11	3-8	5-6	0	2	2	4	14	2	2	1	3	37		
25	CHAPMAN, Erika	g	2-3	0-0	1-4	0	0	0	2	5	0	2	0	0	28		
32	GLAAB, Darby	g	0-0	0-0	0-0	0	1	1	0	0	0	1	0	0	9		
Team					2		3		5								
Totals			10-44	4-12	16-22	9	27	36	17	40	8	16	3	7	200		

1st - FG %:	3-13	23.1%	2nd:	1-8	12.5%	3rd:	2-10	20.0%	4th:	4-13	30.8%	Game:	10-44	22.7%	Deadball	
3FG %:	2-4	50.0%	0-2	0.0%	2-5	40.0%	0-1	0.0%	4-12	33.3%	Rebounds					
FT %:	1-4	25.0%	5-8	62.5%	8-8	100.0%	2-2	100.0%	16-22	72.7%	Rebounds					

Utah State 46 • 17-13

#	Player	Total			3-Ptr			Rebounds			PF	TP	A	TO	Blk	Stl	Min
		FG-FGA	FG-FGA	FT-FTA	FG-FGA	FG-FGA	FT-FTA	Off	Def	Tot							
01	WEST, Eliza	f	1-6	0-1	0-0	0	3	3	2	2	3	2	0	1	25		
05	DUFFICY, Shannon	f	1-6	0-0	2-2	2	6	8	1	4	0	3	1	1	28		
41	ROBINSON, Antoina	f	3-3	0-0	1-2	2	6	8	4	7	1	2	3	2	28		
22	BREWSTER, Rachel	g	6-13	1-6	1-2	1	2	3	1	14	1	1	1	1	31		
33	KLINKER, Lizzy	g	0-0	0-0	2-2	0	1	1	0	2	0	0	0	0	12		
02	GEER, Jessie	g	0-0	0-0	0-0	0	0	0	1	0	0	0	0	5			
03	WEST, Olivia	g	4-9	0-3	0-0	0	1	1	3	8	1	0	0	21			
12	BASSETT, Hailey	g	0-1	0-0	2-2	2	0	2	2	2	0	0	0	6			
30	MOORE, Dee	g	0-3	0-1	0-0	2	1	3	0	0	0	0	1	6			
31	TOOLE, Katie	g	3-12	0-1	1-2	0	1	1	2	7	0	1	0	1	26		
44	MASON, Deja	g	0-0	0-0	0-0	0	2	2	1	0	1	1	0	0	12		
Team					0		1		1								
Totals			18-53	1-12	9-14	9	24	33	17	46	7	10	6	7	200		

1st - FG %:	5-14	35.7%	2nd:	2-9	22.2%	3rd:	7-18	38.9%	4th:	4-12	33.3%	Game:	18-53	34.0%	Deadball	
3FG %:	0-1	0.0%	0-3	0.0%	1-3	33.3%	0-5	0.0%	4-12	33.3%	Rebounds					
FT %:	2-2	100.0%	1-4	25.0%	0-0	0.0%	6-8	75.0%	9-14	64.3%	Rebounds					

Officials: Melissa Barlow, Chuck Gonzalez, Anita Ortega
Technical fouls: Air Force-None. Utah State-TEAM.
Attendance: 1414
2017 Mountain West Women's Championships First Round
Winner advances to Tuesday's quarterfinals vs #3 UNLV at 8:30 pm

Score by periods	1st	2nd	3rd	4th	Total
Air Force	9	7	14	10	40
Utah State	12	5	15	14	46

Last FG - AF 4th-00:04, US 4th-00:39.
Largest lead - AF by 2 1st-09:36, US by 8 4th-00:11.
AF led for 05:48. US led for 30:29. Game was tied for 03:43.

Points	In	Off	2nd	Fast	Bench
AF	10	6	3	0	5
US	24	8	6	2	17

Score tied - 4 times.
Lead changed - 5 times.

Game 31 No. 3 UNLV 68, No. 11 Utah State 43

Official Basketball Box Score -- Game Totals -- Final Statistics
Utah State vs UNLV
03/07/17 8:30 PM at Las Vegas, Nev. (Thomas & Mack Center)

Utah State 43 • 17-14

#	Player	Total			3-Ptr			Rebounds			PF	TP	A	TO	Blk	Stl	Min
		FG-FGA	FG-FGA	FT-FTA	FG-FGA	FG-FGA	FT-FTA	Off	Def	Tot							
05	DUFFICY, Shannon	f	4-8	2-3	0-0	3	1	4	0	10	0	2	0	2	26		
41	ROBINSON, Antoina	f	1-5	0-0	0-0	2	5	7	1	2	0	0	2	0	25		
01	WEST, Eliza	g	1-1	0-0	0-0	0	0	0	1	2	3	6	0	1	29		
22	BREWSTER, Rachel	g	5-11	1-3	0-0	2	4	6	2	11	1	1	0	1	29		
33	KLINKER, Lizzy	g	0-1	0-1	1-4	0	1	1	0	1	0	1	0	1	13		
02	GEER, Jessie	g	0-5	0-1	0-0	1	0	1	0	0	0	2	0	2	11		
03	WEST, Olivia	g	2-7	0-3	0-0	0	0	0	1	4	1	3	0	0	27		
12	BASSETT, Hailey	g	0-1	0-0	4-4	1	0	1	3	4	0	2	1	0	6		
30	MOORE, Dee	g	1-2	0-0	0-0	0	4	3	2	1	0	1	1	17			
31	TOOLE, Katie	g	3-8	0-0	1-3	1	1	2	1	7	0	0	0	0	24		
44	MASON, Deja	g	0-1	0-0	0-0	1	1	2	0	0	0	0	0	0	12		
Team					2		4										
Totals			17-50	3-12	6-11	13	19	32	12	43	6	17					



UTAH STATE
3

AGGIE RECORDS

CAREER RECORDS

Points

Name	Years	Pts.
1. Jennifer Schlott	2011-14	1556
2. Devyn Christensen	2010-13	1551
3. Jerrie McGahan	1977-80	1353
4. Brenda House	1978-81	1192
5. Funda Nakkasoglu	2015-16	1149
6. Taylor Richards	2005-08	1138
7. Margaret Johns	1980-83	1081
8. Danyelle Snelgro	2006-09	1043
8. Pam Shirley	1977-79	1021
10. Sharon Epps	1982-83	947

Scoring Average (min. 50 games)

Name	Years	G	Pts.	Avg.
1. Funda Nakkasoglu	2015-16	60	1149	19.2
2. April Hatch	1984-85	51	877	17.2
2. Sharon Epps	1982-83	55	947	17.2
4. Pat Montgomery	1977-79	54	836	15.5
5. Ashlee Brown	2011-12	61	925	15.2
6. Mary Danielson	1981-82	59	862	14.6
7. Jerrie McGahan	1977-80	94	1353	14.4
7. Pam Shirley	1977-79	71	1021	14.4
9. Devyn Christensen	2010-13	117	1551	13.3
10. Jennifer Schlott	2011-14	126	1556	12.3

Rebounds

Name	Years	Reb.
1. Jerrie McGahan	1977-80	895
2. Margaret Johns	1980-83	665
3. Sharon Epps	1982-83	605
4. Franny Vaaulu	2012-15	601
5. Elise Nelson	2012-15	575
6. Bonnie Hansen	1980-81	566
7. Ali Marchant	2003-06	548
8. Brenda House	1978-81	540
9. Pat Montgomery	1977-79	515
10. Donna Hull	1977-79	489

Rebounding Average (min. 50 games)

Name	Years	G	Reb.	Avg.
1. Bonnie Hansen	1980-81	55	566	10.3
2. Jerrie McGahan	1977-80	94	895	9.5
2. Pat Montgomery	1977-79	54	515	9.5
4. April Hatch	1984-85	51	434	8.5
5. Donna Hull	1977-79	71	489	6.9
6. Ashlee Brown	2011-12	61	416	6.8
7. Ali Marchant	2003-06	81	548	6.7

Assists

Name	Years	Asts
1. Jennifer Schlott	2011-14	436
2. Taylor Richards	2005-08	371
3. Danyelle Snelgro	2006-09	336
4. Alice Coddington	2007-11	334
5. Elise Nelson	2012-15	285
6. Funda Nakkasoglu	2015-16	274
7. Pam Shirley	1977-79	245
8. Devyn Christensen	2010-13	235
9. Charrise Bremond	1985-86	228
10. Joy Rosenbrook	1980-81	227

Steals

Name	Years	Stls.
1. Alice Coddington	2007-11	236
2. Jenna Johnson	2010-13	219
3. Danyelle Snelgro	2006-09	216
4. Devyn Christensen	2010-13	191
5. Margaret Johns	1980-83	175
6. Taylor Richards	2005-08	172
7. Franny Vaaulu	2012-14	162
8. Elise Nelson	2012-15	161
9. Carol Garrison	1980-81	145
10. Dorinda Carey	1978-81	123



Jennifer Schlott (2011-14) is the all-time leading scorer at Utah State with 1,556 points.

Blocked Shots

Name	Years	Blks.
1. Nicole Johnson	2007-10	133
2. Jessica Freeman	2003-06	127
3. Franny Vaaulu	2012-15	123
4. Banna Diop	2008-13	118
5. Tijana Djukic	2014-16	92
6. Deja Mason	2016-pres.	90
7. Ashlee Brown	2011-12	75
8. Ali Marchant	2003-06	74
9. Jill Swainston	1987	70
10. Lydia Whitehead	2006-10	65

Field Goal Percentage (min. 200 made)

Name	Years	FG-FGA	Pct.
1. Ali Marchant	2003-06	306-572	.535
2. Pat Montgomery	1977-79	333-643	.518
3. Sharon Epps	1982-83	358-693	.517
4. April Hatch	1984-85	334-663	.504
5. Bonnie Hansen	1980-81	273-549	.497
6. Jessica Freeman	2003-06	215-452	.476

Field Goals Made

Name	Years	FGM
1. Jerrie McGahan	1977-80	560
2. Jennifer Schlott	2011-14	519
3. Devyn Christensen	2010-13	503
4. Brenda House	1978-81	492
5. Pam Shirley	1977-79	466

Field Goals Attempted

Name	Years	FGA
1. Devyn Christensen	2010-13	1256
2. Jerrie McGahan	1977-80	1247
3. Jennifer Schlott	2011-14	1210
4. Brenda House	1978-81	1111
5. Margaret Johns	1980-83	1073

Three-Point Percentage (min. 40 made)

Name	Years	3FGM-FGA	Pct.
1. Maddy Plunkett	2011-12	47-102	.461
2. Brittany Phillips	2003-07	50-152	.379
3. Devyn Christensen	2010-13	226-632	.358
4. Brittany Hagen	2003-07	83-234	.355
5. Funda Nakkasoglu	2015-16	83-247	.336
6. Jennifer Schlott	2011-14	127-379	.335
7. Ashley Rutledge	2003-06	53-167	.317
8. Christina Zdenek	2004-05	53-175	.303
9. Taylor Richards	2005-08	91-304	.299

Three-Point Field Goals Made

Name	Year	3FGM
1. Devyn Christensen	2010-13	226
2. Jennifer Schlott	2011-14	127
3. Taylor Richards	2005-08	91
4. Funda Nakkasoglu	2015-16	83
4. Ana Pares	2006-09	83
4. Brittany Hagen	2004-07	83
7. Danyelle Snelgro	2006-09	81
8. Brittany Phillips	2004-07	75
9. Alice Coddington	2007-11	58
8. Ashlee Rutledge	2003-06	53
8. Christina Zdenek	2004-05	53

Three-Point Field Goals Attempted

Name	Year	3FGA
1. Devyn Christensen	2010-13	632
2. Jennifer Schlott	2011-14	379
3. Brittany Hagen	2003-07	333
4. Taylor Richards	2005-08	304
5. Danyelle Snelgro	2006-09	274
6. Ana Pares	2006-09	273
7. Funda Nakkasoglu	2015-16	247
8. Brittany Phillips	2004-07	201
9. Alice Coddington	2007-11	183
10. Christina Zdenek	2004-05	175

Free Throw Percentage (min. 100 made)

Name	Years	FTM-FTA	Pct.
1. Devyn Christensen	2010-13	319-356	.896
2. Jennifer Schlott	2011-2014	401-491	.817
3. Funda Nakkasoglu	2015-16	342-404	.847
4. Mary Danielson	1981-82	132-166	.795
5. Brittany Phillips	2003-07	209-273	.766
6. Jenna Johnson	2010-13	238-313	.760
7. Ashlee Brown	2011-12	289-394	.734
8. Danyelle Snelgro	2006-09	210-289	.727
9. Elise Nelson	2012-15	152-212	.717
10. Sharon Epps	1982-83	231-326	.709

Free Throws Made

Name	Years	FTM
1. Jennifer Schlott	2011-2014	401
2. Funda Nakkasoglu	2015-16	342
3. Devyn Christensen	2010-13	319
4. Ashlee Brown	2011-2012	289
5. Ali Marchant	2003-06	262
6. Jenna Johnson	2010-13	238
7. Jerrie McGahan	1977-80	233
8. Sharon Epps	1982-83	231
9. Taylor Richards	2005-08	219
10. Danyelle Snelgro	2006-09	210

Free Throws Attempted

Name	Years	FTA
1. Jennifer Schlott	2011-2014	491
2. Funda Nakkasoglu	2015-16	303
3. Ashlee Brown	2011-12	394
4. Ali Marchant	2003-06	393
5. Margaret Johns	1980-83	391
6. April Hatch	1984-85	390

Games Played

Name	Years	GP
1. Lori Becker	1980-83	138
2. Jennifer Schlott	2011-2014	126
3. Elise Nelson	2012-15	125
3. Franny Vaaulu	2012-15	125
4. Devyn Christensen	2010-13	117
5. Jenna Johnson	2010-13	114
5. Danyelle Snelgro	2006-09	114
7. Taylor Richards	2005-08	113
8. Brittany Hagen	2003-07	111
9. Camille Brox	2003-07	109
10. Brittany Phillips	2003-07	106

SINGLE-SEASON RECORDS

Scoring

Name	Year	Pts.
1. Jennifer Schlott	2014	811
2. Funda Nakkasoglu	2016	645
3. Devyn Christensen	2013	643
4. Sharon Epps	1982	542
5. Funda Nakkasoglu	2015	504
6. April Hatch	1984	487
7. Ashlee Brown	2012	468
8. Devyn Christensen	2012	467
9. Jennifer Schlott	2013	457
9. Ashlee Brown	2011	457

Scoring Average

Name	Year	Avg.
1. Jennifer Schlott	2014	26.2
2. Funda Nakkasoglu	2016	20.8
3. Devyn Christensen	2013	20.1
4. April Hatch	1984	19.5
5. Jerrie McGahan	1980	18.1
6. Pat Montgomery	1979	18.1
7. Sharon Epps	1983	17.6
8. Funda Nakkasoglu	2015	17.4
9. Pat Montgomery	1977	17.2
10. Sharon Epps	1982	16.9
10. Jill Swainston	1987	16.9

Rebounds (200+)

Name	Year	Reb.
1. Sharon Epps	1982	318
2. Bonnie Hansen	1981	305
3. Sharon Epps	1983	287
4. Ashlee Brown	2012	275
5. Shannon Dufficy	2017	261
5. Bonnie Hansen	1980	261
7. Jenna Johnson	2013	251
7. Ashlee Brown	2011	251
9. Jerrie McGahan	1977	245
10. April Hatch	1985	244

Rebounding Average

Name	Year	Avg.
1. Sharon Epps	1983	12.5
2. Pat Montgomery	1977	10.7
3. Bonnie Hansen	1981	10.5
4. Bonnie Hansen	1980	10.0
5. Pat Montgomery	1979	10.0
6. Jerrie McGahan	1979	9.9
6. Sharon Epps	1982	9.9
6. Jerrie McGahan	1978	9.9
9. Jerrie McGahan	1977	9.8
10. Jerrie McGahan	1980	9.5

Assists

Name	Year	Asts.
1. Jennifer Schlott	2014	192
2. Charrise Bremond	1985	169
3. Corrina Poto	1982	150
4. Eliza West	2017	146
5. Jennifer Schlott	2013	144
6. Funda Nakkasoglu	2016	138
6. Alice Coddington	2011	138
8. Funda Nakkasoglu	2015	136
9. Elise Nelson	2014	134
10. Joy Rosenbrook	1981	129

Steals

Name	Year	Stls.
1. Jenna Johnson	2013	96
2. Carol Garrison	1981	94
3. Charrise Bremond	1985	85
4. Alice Coddington	2011	83

5. Devyn Christensen	2013	78
6. Alice Coddington	2010	75
7. Elise Nelson	2014	74
8. Danyelle Snelgro	2009	73
9. Corrina Poto	1982	71
9. Margaret Johns	1982	71
9. Jenna Johnson	2011	71

Blocked Shots

Name	Year	Blks.
1. Jill Swainston	1987	70
2. Banna Diop	2011	62
3. Nicole Johnson	2009	56
4. Deja Mason	2017	52
5. Jessica Freeman	2006	48
5. Jessica Freeman	2005	48
5. Nicole Johnson	2010	48
8. Franny Vaaulu	2013	42
8. Ashlee Brown	2012	42
10. Tijana Djukic	2015	41

Field Goal Percentage (min. 90 made)

Name	Year	FGM-FGA	Pct.
1. Ali Marchant	2004	117-196	59.7
2. Pat Montgomery	1977	120-205	58.5
3. Franny Vaaulu	2013	126-228	55.3
4. Donna Hull	1978	91-165	55.2
5. Bonnie Hansen	1980	116-213	54.5
6. Sharon Epps	1982	197-376	52.4
7. Sharon Epps	1983	161-317	50.8
8. April Hatch	1984	183-362	50.6
9. Ashlee Brown	2011	167-333	50.2
10. April Hatch	1985	151-301	50.2

Field Goals Made

Name	Year	FGM
1. Jennifer Schlott	2014	283
2. Devyn Christensen	2013	213
3. Funda Nakkasoglu	2016	199
4. Sharon Epps	1982	197
5. Mary Danielson	1982	189
6. April Hatch	1984	183
7. Pam Shirley	1979	178
8. Mary Danielson	1981	176
9. Pam Shirley	1979	175
10. Jill Swainston	1987	174

Field Goals Attempted

Name	Year	FGA
1. Jennifer Schlott	2014	637
2. Devyn Christensen	2013	575
3. Funda Nakkasoglu	2016	471
4. Mary Danielson	1982	449
5. Rachel Brewster	2017	434
6. Ana Pares	2009	418
7. Funda Nakkasoglu	2015	413
8. Jill Swainston	1987	396
9. Danyelle Snelgro	2009	390
10. Mary Danielson	1981	388

Three-Point Field Goal Pct. (min. 20 made)

Name	Year	3FGM-3FGA	Pct.
1. Maddy Plunkett	2012	36-76	.474
2. Brittany Phillips	2005	38-89	.427
3. Makenlee Williams	2013	41-97	.423
4. Brooke Jackson	2012	47-114	.412
5. Brittany Hagen	2005	25-63	.397
6. Stephanie Cooper	1985	30-76	.395
7. Stephanie Birstow	2014	21-54	.389
7. Jennifer Schlott	2011	21-54	.389
9. Devyn Christensen	2012	64-167	.383
10. Brittany Hagen	2006	38-101	.376

Free Throw Percentage (min. 50 made)

Name	Year	FTM-FTA	Pct.
1. Devyn Christensen	2013	110-119	92.4
2. Devyn Christensen	2012	97-108	89.8
3. Brooke Jackson	2012	86-97	88.7
4. Funda Nakkasoglu	2016	197-224	87.9
5. Devyn Christensen	2011	105-122	86.1
6. Jennifer Schlott	2013	134-160	83.8
7. Mary Danielson	1981	67-81	82.7
8. Jenna Johnson	2013	142-172	82.6
9. Jennifer Schlott	2012	55-67	82.1
10. Christina Zdenek	2004	73-89	82.0

Free Throws Made

Name	Year	FTM
1. Jennifer Schlott	2014	198
2. Funda Nakkasoglu	2016	197
3. Ashlee Brown	2012	166
4. Sharon Epps	1982	148
5. Funda Nakkasoglu	2015	145
6. Jenna Johnson	2013	142
7. Jennifer Schlott	2013	134
8. Ashlee Brown	2011	123
9. April Hatch	1984	121
10. Ali Marchant	2004	109

Free Throws Attempted

Name	Year	FTA
1. Jennifer Schlott	2014	246
2. Funda Nakkasoglu	2016	224
2. April Hatch	1984	224
4. Ashlee Brown	2012	214
5. Sharon Epps	1982	204
6. Funda Nakkasoglu	2015	180
6. Ashlee Brown	2011	180
8. April Hatch	1985	166
9. Ali Marchant	2004	159
10. Jill Swainston	1987	154

Games Played

Name	Year	GP
1. Devyn Christensen	2011	33
1. Alice Coddington	2011	33
1. Banna Diop	2011	33
1. Jenna Johnson	2011	33
1. Amber White	2011	33
6. Hailey Basset	2017	32
6. Rachel Brewster	2017	32
6. Jessie Geer	2017	32
6. Deja Mason	2017	32
6. Olivia West	2017	32
6. Jenna Johnson	2013	32
6. Devyn Christensen	2013	32
6. Elise Nelson	2013	32
6. Jennifer Schlott	2013	32
6. Franny Vaaulu	2013	32
6. Makenlee Williams	2013	32
6. Stephanie Birstow	2013	32
6. Sharon Epps	1982	32
6. Annette Hunt	1982	32
6. Margaret Johns	1982	32
6. Corrina Poto	1982	32
6. Lena Walker	1982	32

Bold players on 2017-18 roster

SINGLE-GAME RECORDS

Points (30+)

Name	Opponent	Year	Pts.
1. Jennifer Schlott	UC Santa Barbara	2014	44
2. Jennifer Schlott	Wyoming	2014	38
2. Pat Montgomery	Weber State	1979	38
4. Funda Nakkasoglu	Pacific	2016	37
4. Jennifer Schlott	Utah	2014	37
4. Devyn Christensen	Idaho	2013	37
7. Pam Shirley	Arizona	1979	36
8. Jennifer Schlott	Fresno State	2014	35
8. April Hatch	Colorado State	1985	35
8. Mary Danielson	Arizona	1982	35
8. Pat Montgomery	Colorado	1977	35
12. Funda Nakkasoglu	Air Force	2016	34
12. Jennifer Schlott	San José State	2014	34
12. Sharon Epps	Pacific	1982	34
15. Jennifer Schlott	New Mexico	2014	33
15. Jennifer Schlott	San Diego State	2014	33
15. Jill Swainston	Wyoming	1987	33
18. Funda Nakkasoglu	Wyoming	2016	32
18. Jennifer Schlott	Nevada	2014	32
18. Jennifer Schlott	Seattle	2013	32
18. Devyn Christensen	Alaska-Anchorage	2013	32
18. Sharon Epps	Idaho State	1982	32
23. Jennifer Schlott	Boise State	2014	31
23. Jennifer Schlott	Wyoming	2014	31
23. Devyn Christensen	LMU	2013	31
23. Ashlee Brown	South Dakota St.	2012	31
23. Christina Zdenek	Cal Poly	2004	31
23. Stephanie Cooper	Colorado State	1985	31
23. Sharon Epps	Unknown	1983	31
23. Jerrie McGahan	Colorado	1980	31
23. Jerrie McGahan	Weber State	1977	31
32. Jennifer Schlott	New Mexico	2014	30
32. Jennifer Schlott	UNLV	2014	30
32. Ashlee Brown	San José State	2012	30
32. Jill Swainston	New Mexico State	1987	30
32. Sharon Epps	Nebraska-Omaha	1982	30
32. Mary Danielson	Colorado State	1982	30
32. Jerrie McGahan	Tulsa	1980	30

Rebounds (15+)

Name	Opponent	Year	Reb.
1. Sharon Epps	Weber State	1983	22
1. Sharon Epps	Idaho	1983	22
1. Sharon Epps	Colorado State	1983	22



Alice Coddington's 13 steals against Weber State in 2010 set a new Aggie single-game record.

1. Bonnie Hansen	Southern Idaho	1981	22
5. Jerrie McGahan	UTEP	1978	21
6. Sharon Epps	Idaho State	1982	20
6. Mary Kalkwarf	Unknown	1976	20
8. Stephanie Smith	Northern Colorado	1987	19
8. Jerrie McGahan	Arizona	1978	19
8. Jerrie McGahan	Weber State	1977	19
11. April Hatch	Idaho State	1985	18
11. Sharon Epps	Northern Ariz.	1983	18
11. Sharon Epps	Creighton	1982	18
11. Bonnie Hansen	New Mexico State	1980	18
15. Shannon Dufficy	Colorado State	2017	17
15. Sharon Epps	Idaho State	1983	17
15. Sharon Epps	BYU	1982	17
15. Bonnie Hansen	Idaho State	1981	17
15. Jerrie McGahan	New Mexico State	1979	17
15. Pat Montgomery	UTEP	1977	17
21. Shannon Dufficy	Wyoming	2017	16
21. April Hatch	Northern Ariz.	1984	16
21. Sharon Epps	Stanford	1983	16
21. Sharon Epps	Southern Idaho	1982	16
21. Bonnie Hansen	California	1981	16
21. Bonnie Hansen	Oakland	1980	16
21. Pat Montgomery	Idaho State	1979	16
21. Pat Montgomery	Hawai'i	1979	16
21. Donna Hull	Arizona State	1978	16
21. Pat Montgomery	Montana State	1978	16
21. Jerrie McGahan	New Mexico State	1978	16
21. Donna Hull	Arizona	1977	16
21. Ashlee Brown	La. Tech	2012	16
34. Ashlee Brown	Idaho State	2011	15
34. Lydia Whitehead	Portland State	2009	15
34. Alice Coddington	Nevada	2009	15
34. Ali (Aird) Marchant	Idaho State	2005	15
34. Jill Swainston	Northern Colorado	1987	15
34. Lisa Grandmaison	BYU	1986	15
34. Kelly Bastian	Southern Idaho	1985	15
34. April Hatch	Wyoming	1985	15
34. Sharon Epps	Southern Idaho	1983	15
34. Sharon Epps	Santa Clara	1983	15
34. Bonnie Hansen	Utah	1981	15
34. Bonnie Hansen	UNLV	1981	15
34. Bonnie Hansen	Weber State	1980	15
34. Brenda House	Weber State	1980	15
34. Jerrie McGahan	Northern Colorado	1979	15
34. Jerrie McGahan	UNLV	1978	15

Assists (10+)

Name	Opponent	Year	State
1. Corrina Poto	San Diego	1982	14
2. Ashlee Brown	Nevada	2012	12
2. LaRonda Poydras	Pepperdine	1986	12
2. Charrise Bremond	Idaho State	1986	12
2. Charrise Bremond	BYU	1985	12
2. Kim Searle	Colorado State	1983	12
2. Joy Rosenbrook	UNLV	1981	12
2. Joy Rosenbrook	Northern Ariz.	1981	12
2. Joy Rosenbrook	UNLV	1981	12
2. Pam Shirley	UNLV	1977	12
11. Alice Coddington	Utah Valley	2011	11
11. Carol Garrison	New Mexico State	1981	11
11. Pam Shirley	BYU	1978	11
14. Ashlee Brown	Hawai'i	2012	10
14. Danyelle Snelgro	Louisiana Tech	2009	10
14. Charrise Bremond	Colorado State	1986	10
14. Maryln Harmer	LMU	1986	10
14. Charrise Bremond	New Mexico State	1985	10
14. Charrise Bremond	Utah	1985	10
14. Kim Searle	Idaho State	1983	10
14. Corrina Poto	Idaho State	1982	10
14. Carol Garrison	Northern Ariz.	1980	10
14. Pam Shirley	Northern Colorado	1979	10

Steals (7+)

Name	Opponent	Year	Stls.
------	----------	------	-------



Ashlee Brown's 12 assists against Nevada in 2012 are tied for second in single-game USU history.

1. Alice Coddington	Weber State	2010	13
2. Carol Garrison	Northern Ariz.	1981	12
3. Joy Rosenbrook	Mildland Luth.	1981	10
3. Joy Rosenbrook	Simon Fraser	1981	10
5. Charrise Bremond	Wyoming	1985	9
5. Carol Garrison	Weber State	1980	9
7. Jenna Johnson	Montana State	2013	8
7. Danyelle Snelgro	Hawai'i	2008	8
7. Charrise Bremond	New Mexico State	1985	8
7. Stephanie Cooper	Colorado State	1985	8
7. Sharon Epps	Nebraska-Omaha	1982	8
7. Pat Montgomery	Colorado	1979	8
13. Kelly Smith	Mesa	1987	7
13. Kelly Smith	Northern Colorado	1987	7
13. Angel Wells	Weber State	1985	7
13. Charrise Bremond	Montana State	1985	7
13. Venus Hare	BYU	1984	7
13. Sharon Epps	Colorado State	1983	7
13. Margaret Johns	Colorado	1982	7
13. Lena Walker	Eastern Washington	1982	7
13. Corrina Poto	New Mexico State	1982	7
13. Carol Garrison	Utah	1981	7
13. Carol Garrison	Colorado	1981	7
13. Madonna Gilcrest	Hawai'i	1979	7
13. Dorinda Carey	Boise State	1979	7
13. Jerrie McGahan	Colorado	1978	7

Blocked Shots (5+)

Name	Opponent	Year	Blks.
1. Deja Mason	Boise State	2016	8
1. Banna Diop	Boise State	2011	8
1. Jill Swainston	Northern Colorado	1987	8
4. Tijana Djukic	San Diego State	2016	6
4. Tijana Djukic	Air Force	2015	6
4. Nicole Johnson	Northern Arizona	2009	6
4. Jessica Freeman	Cal Poly	2005	6
4. Jill Swainston	Colorado State	1987	6
9. Banna Diop	Arizona	2011	5
9. Banna Diop	Nevada	2011	5
9. Nicole Johnson	San José State	2009	5
9. Nicole Johnson	Eastern Washington	2009	5
9. Jessica Freeman	San José State	2006	5
9. Jill Swainston	Weber State	1987	5
9. Jackie Jensen	Idaho State	1984	5
9. Candy Cashell	Northern Arizona	1984	5
9. Shaunna Fuhrman	BYU	1976	5

RECORDS & HONORS

TEAM RECORDS

Consecutive wins	8	1976, 2013
Consecutive conference wins	8	1976
Consecutive losses	36	1987
Consecutive conference losses	27	1985-87
Most wins/season	21	2012
Conference wins/season	13	2013
Winning percentage	.857	1974
Conference winning percentage	.778	2013

SINGLE-GAME RECORDS

Points scored	116 at Western Michigan, 2003
Points per half	67 vs. Alaska-Anchorage, 1979
Field goals made	48 vs. Weber State, 1979
Field goal percentage	.583 vs. N.M. State, 1982
Free throws made	30 at Colorado, 1980
Free throw percentage	1.000 (4) at Fresno State, 2016
Rebounds	77 vs. Southern Idaho, 1984
Assists	28 (3) vs. Sacramento State, 2015
Steals	27 vs. Hawai'i, 1979
Blocked Shots	14 vs. BYU, 2017
	vs. Boise State, 2011
Turnovers	42 vs. Wyoming, 1983
Pts. by both teams	225 vs. Weber State, 1979
Margin of victory	70 vs. No. Arizona, 1976
Fewest points allowed	20 vs. No. Arizona, 1976

SINGLE-SEASON RECORDS

Points scored	2,448	2013
Points per game	88.1	1979
Field goals made	980	1982
Field goal percentage	.442	1978
Free throws made	495	2013
Free throw percentage	.801	2013
Rebounds	1,351	1981
Assists	532	2011

NATIONAL HONORS

AP All-American

2014 Jennifer Schlott (Honorable Mention)

WBCA All-Region

Region 7

2012 Ashlee Brown
2012 Devyn Christensen

WBCA REGION 7 COACH OF THE YEAR

2012 Raegan Pebley

CONFERENCE HONORS

Coach of the Year

WAC

2011 Raegan Pebley

Defensive Player of the Year

WAC

2012 Ashlee Brown

Player of the Year

Mountain West

2014 Jennifer Schlott

Freshman of the Year

Mountain West

2015 Funda Nakkasoglu

2017 Eliza West

Newcomer of the Year

WAC

2011 Ashlee Brown

ALL-CONFERENCE TEAMS

Big West

2004 Ali (Aird) Marchant - Honorable Mention
2004 Christina Zdenek - Honorable Mention

2005 Ali (Aird) Marchant - Honorable Mention
2005 Taylor Richards - Honorable Mention

2005 Brittany Tressler - Honorable Mention

WAC

2006 Danyelle Snelgro - All-Freshman Team
2009 Danyelle Snelgro - First-Team

2010 Ana Pares - Second-Team
Banna Diop - All-Freshman Team

Alice Coddington - All-Defensive Team
Amber White - Second-Team

2011 Ashlee Brown - First-Team
Alice Coddington - All-Defensive Team

2012 Ashlee Brown - First-Team
Ashlee Brown - All-Defensive Team

2013 Devyn Christensen - First-Team
Devyn Christensen - First-Team

Jennifer Schlott - Second-Team
Jenna Johnson - Third-Team

All-Defensive Team

Mountain West

2014 Jennifer Schlott - First-Team
Elise Nelson - All-Defensive Team

2015 Funda Nakkasoglu - Honorable Mention

2016 Funda Nakkasoglu - First-Team

Rachel Brewster - All-Freshman Team

2017 **Rachel Brewster** - Honorable Mention

Eliza West - All-Freshman Team

Shannon Dufficy - All-Freshman Team

CONFERENCE PLAYERS OF THE WEEK

Big West

Oct. 29, 2004 Christina Zdenek
Feb. 21, 2005 Ali (Aird) Marchant

WAC

Jan. 8, 2007 Taylor Richards
Feb. 12, 2007 Brittany (Tressler) Phillips

Feb. 25, 2008 Jenny Gross
Feb. 9, 2009 Danyelle Snelgro

Feb. 23, 2009 Danyelle Snelgro
Nov. 16, 2009 Amber White

Dec. 13, 2010 Ashlee Brown
Feb. 7, 2011 Devyn Christensen

Nov. 14., 2011 Ashlee Brown
Nov. 21., 2011 Ashlee Brown

Feb. 6, 2012 Ashlee Brown
March 4, 2012 Ashlee Brown

Nov. 26, 2012 Devyn Christensen
Dec. 24, 2012 Devyn Christensen

Jan. 21, 2013 Jennifer Schlott

Mountain West

Nov. 25, 2013 Jennifer Schlott
Dec. 23, 2013 Jennifer Schlott

Feb. 3, 2014 Jennifer Schlott
Feb. 24, 2014 Jennifer Schlott

March 3, 2014 Jennifer Schlott

ACADEMIC ALL-CONFERENCE

Big West

2004 Jessica Freeman, Brittany Phillips

2005 Jessica Freeman, Brittany Hagen,
Ali Marchant, Brittany Phillips, Christina Zdenek

WAC

2006 Jessica Freeman, Brittany Hagen,
Ali Marchant, Taylor Richards,
Anne Marie Torp, Brittany Phillips, Jenny Gross

2007 Jenny Gross, Brittany Hagen,
Nicole Johnson, Indira Kaljo,
Brittany Phillips, Taylor Richards

2008 Alice Coddington, Ndoumbe Diop,
Jenny Gross, Nicole Johnson, LeeAnn Palo,
Ana Pares, Taylor Richards, Lindsey Shipley

2009 Chelsea Burns, Alice Coddington,
Stacey Howard, Nicole Johnson,
Ana Pares, Lydia Whitehead

2010 Alice Coddington,
Banna Diop, Stacey Howard,
Nicole Johnson, TaHara Williams,
Lydia Whitehead, Devyn Christensen,
Pualei Furtado, Jenna Johnson

2011 Chelsea Burns, Alice Coddington,
Pualei Furtado, Stacey Howard,
Jenna Johnson, Reyneisha Mays, Jen Schlott

2012 Devyn Christensen, Pualei Furtado,
Brooke Jackson, Jenna Johnson,
Elise Nelson, Jennifer Schlott

2013 Pualei Furtado, Jenna Johnson,
Addison Moore, Elise Nelson, Jennifer Schlott

2014 Tijana Djukic, Lynette Johnson,
Mariah Miles, Elise Nelson,
Jennifer Schlott, Cristal Turner

2015 Tijana Djukic, Mariah Miles,
Funda Nakkasoglu, Elise Nelson

2016 Julianne Anchling, **Rachel Brewster**,
Tijana Djukic, **Deja Mason**,
Funda Nakkasoglu, Baylee Peck, Katie Toole

2017 **Rachel Brewster**, **Shannon Dufficy**,
Jessie Geer, Lizzy Klinker, **Deja Mason**,
Katie Toole, **Eliza West**, **Olivia West**

2018 **Rachel Brewster**, **Jessie Geer**,
Deja Mason, Katie Toole, **Olivia West**

Mountain West

2014 Tijana Djukic, Lynette Johnson,
Mariah Miles, Elise Nelson,
Jennifer Schlott, Cristal Turner

2015 Tijana Djukic, Mariah Miles,
Funda Nakkasoglu, Elise Nelson

2016 Julianne Anchling, **Rachel Brewster**,
Tijana Djukic, **Deja Mason**,
Funda Nakkasoglu, Baylee Peck, Katie Toole

2017 **Rachel Brewster**, **Shannon Dufficy**,
Jessie Geer, Lizzy Klinker, **Deja Mason**,
Katie Toole, **Eliza West**, **Olivia West**

2018 **Rachel Brewster**, **Jessie Geer**,
Deja Mason, Katie Toole, **Olivia West**

MW SCHOLAR-ATHLETE

2014 Tijana Djukic, Jennifer Schlott

2015 Tijana Djukic,
Funda Nakkasoglu, Elise Nelson

2016 **Rachel Brewster**, Tijana Djukic,
Taylor Enders, **Deja Mason**,
Funda Nakkasoglu, Baylee Peck

2017 **Rachel Brewster**, **Jessie Geer**,
Deja Mason, Katie Toole, **Olivia West**

2018 **Rachel Brewster**, **Jessie Geer**,
Deja Mason, Katie Toole, **Olivia West**

2019 **Rachel Brewster**, **Jessie Geer**,
Deja Mason, Katie Toole, **Olivia West**

2020 **Rachel Brewster**, **Jessie Geer**,
Deja Mason, Katie Toole, **Olivia West**

2021 **Rachel Brewster**, **Jessie Geer**,
Deja Mason, Katie Toole, **Olivia West**

2022 **Rachel Brewster**, **Jessie Geer**,
Deja Mason, Katie Toole, **Olivia West**

2023 **Rachel Brewster**, **Jessie Geer**,
Deja Mason, Katie Toole, **Olivia West**

2024 **Rachel Brewster**, **Jessie Geer**,
Deja Mason, Katie Toole, **Olivia West**

Bold players on 2017-18 roster

ALL-TIME RESULTS

** Utah State's women's basketball program began in 1972. Records before the 1974-75 season are not available.

1974-75

Overall Record: 14-5
Intermountain Athletic Conference: 10-3
Home: 8-2 Away: 4-1 Neutral: 2-2
Head Coach: Fern Gardner

Date	Opponent	W/L	Score
Jan. 17	at Colorado State*	W	56-49
Jan. 18	at Colorado*	W	50-44
Jan. 22	UTAH	W	69-58
Jan. 23	at Arizona State*	W	70-36
NA	NORTHERN COLORADO*	W	75-58
Jan. 25	WYOMING*	W	80-47
Jan. 30	UNLV	W	70-63
Feb. 1	ARIZONA *	L	54-55
Feb. 8	NEW MEXICO*	W	62-46
Feb. 6	UTEP*	W	63-59
Feb. 7	at New Mexico State*	W	62-44
Feb. 12	WEBER STATE*	W	63-47
Feb. 15	BOISE STATE	L	49-62
Feb. 21	NORTHERN ARIZONA*	W	76-24
Feb. 28	UTAH *	W	69-55
Mar. 1	at BYU*	L	53-55
Mar. 7	ARIZONA&	W	72-51
Mar. 7	COLORADO STATE&	W	61-45
Mar. 19	TENNESSEE TECH#	L	45-91
NA	FEDERAL CITY#	L	34-89

* Intermountain Athletic Conference game & AIAW Regional Game
National Tournament

1975-76

Overall Record: 12-9
Intermountain Athletic Conference: 10-3
Home: 4-1 Away: 8-6 Neutral: 0-1
Head Coach: Fern Gardner

Date	Opponent	W/L	Score
Dec. 16	at UNLV	L	57-104
Dec. 17	at Seminole JC	L	56-87
Dec. 19	at Seattle-Pacific	W	57-52
Dec. 20	at Boise State	W	58-45
Jan. 10	at Weber State	L	61-69
Jan. 16	at Northern Colorado*	W	80-61
Jan. 17	at Wyoming*	W	59-41
Jan. 22	at Northern Arizona*	W	90-20
Jan. 23	at Arizona State*	W	80-57
Jan. 24	at Arizona*	W	60-59
Jan. 29	NEW MEXICO*	W	73-53
Jan. 30	UTEP*	W	74-46
Jan. 31	NEW MEXICO STATE*	W	66-52
Feb. 6	at Weber State*	L	52-54
Feb. 18	at Colorado*	W	71-53
Feb. 20	at Utah*	L	44-55
Feb. 21	at BYU*	L	66-77
Feb. 27	COLORADO STATE*	W	78-43
Mar. 5	UTAH&	L	48-62
Mar. 6	BYU&	L	58-65
One Game Missing		L	

* Intermountain Athletic Conference game & AIAW Region VII Championships

1976-77

Overall Record: 12-12
Intermountain Athletic Conference: 9-4
Home: 6-5 Away: 5-7 Neutral: 1-0
Head Coach: Marilyn Weiss

Date	Opponent	W/L	Score
Dec. 4	BYU*	L	64-67
Dec. 9	at UNLV^	L	49-110
Dec. 11	vs. UC Santa Barbara^	W	77-68
Dec. 14	UTAH	L	46-62
Dec. 16	at Weber State	W	99-83
Jan. 1	at Utah	L	51-61
Jan. 8	CAL STATE FULLERTON	L	51-86
Jan. 13	NORTHERN ARIZONA*	W	65-53
Jan. 14	ARIZONA STATE*	W	76-69
Jan. 15	ARIZONA*	W	100-72
Jan. 20	at New Mexico*	L	98-101
Jan. 21	at UTEP*	W	67-56
Jan. 22	at New Mexico State*	L	82-83
Jan. 27	WEBER STATE*	W	88-82
Jan. 29	at UNLV	L	75-105
Feb. 4	at Boise State	L	63-73
Feb. 11	UTAH*	L	46-63
Feb. 12	at BYU*	L	75-79
Feb. 18	at Colorado State*	W	65-64
Feb. 19	at Colorado*	W	92-71
Feb. 25	NORTHERN COLORADO*	W	80-79
Feb. 26	WYOMING*	W	75-56
<i>AIAW Playoffs to Determine Regional Qualifiers</i>			
Mar. 2	at Northern Colorado	W	90-74
Mar. 3	at New Mexico	L	86-90

* Intermountain Athletic Conference game
^ UNLV Tournament (Las Vegas, Nev.)



Pat Montgomery was a member of the USU squad from 1977-79, tallying 836 career points.

1977-78

Overall Record: 9-14
Intermountain Athletic Conference: 8-5
Home: 7-4 Away: 2-9 Neutral: 0-1
Head Coach: Marilyn Weiss

Date	Opponent	W/L	Score
Dec. 2	WEBER STATE	L	62-68
Dec. 9	at UNLV	L	71-111
Dec. 16	BOISE STATE	L	82-83
Dec. 19	at Pepperdine	L	71-81
Dec. 20	at UCLA	L	62-125
Dec. 21	at Southern California	L	65-70
Jan. 6	at Weber State^	L	70-82
Jan. 7	vs. BYU^	L	68-71
Jan. 19	at Weber State	L	67-76
Jan. 21	UNLV*	L	71-88
Jan. 27	at New Mexico*	L	64-68
Jan. 28	at Arizona*	W	72-65
Feb. 3	NORTHERN ARIZONA*	W	75-48
Feb. 4	ARIZONA STATE*	W	98-51
Feb. 6	MONTANA STATE	W	101-71
Feb. 10	NORTHERN COLORADO*	W	81-65
Feb. 11	COLORADO*	W	81-67
Feb. 17	at Wyoming*	L	73-79
Feb. 18	at Colorado State*	W	91-51
Feb. 24	UTEP*	W	87-54
Feb. 25	NEW MEXICO STATE*	W	83-76
Mar. 3	BYU*	L	71-79
Mar. 4	at Utah*	L	66-92

* Intermountain Athletic Conference game
^ Copper Classic Tournament (Ogden, Utah)

1978-79

Overall Record: 14-10
Intermountain Athletic Conference: 5-8
Home: 7-4 Away: 6-6 Neutral: 1-0
Head Coach: Cindy Perkins

Date	Opponent	W/L	Score
Dec. 1	MONTANA	W	70-49
Dec. 2	at Idaho State	W	81-65
Dec. 7	BYU	W	80-72
Dec. 11	COLORADO	W	88-81
Dec. 14	BOISE STATE	W	100-71
Dec. 16	at UNLV	L	95-119
Dec. 19	at Hawai'i	W	81-61
Dec. 20	at Hawai'i	W	95-66
Jan. 5	at Utah^	L	66-74
Jan. 6	vs. Weber State^	W	97-82
Jan. 18	UTAH*	L	71-87
Jan. 20	at BYU*	L	110-111
Jan. 26	WEBER STATE*	L	110-115
Feb. 2	ARIZONA*	W	105-63
Feb. 3	NEW MEXICO*	L	62-86
Feb. 9	at Arizona State*	L	96-104
Feb. 10	at Northern Arizona*	W	96-91
Feb. 16	at Colorado*	L	96-101
Feb. 17	at Northern Colorado*	W	92-62
Feb. 20	IDAHO STATE	W	91-87
Feb. 23	COLORADO STATE*	W	99-59
Feb. 24	WYOMING*	L	85-93
Mar. 2	at New Mexico State*	L	73-81
Mar. 3	at UTEP*	W	90-67

* Intermountain Athletic Conference game
^ Cooper Classic Tournament (Salt Lake City, Utah)

ALL-TIME RESULTS

1979-80

Overall Record: 13-15
 Intermountain Athletic Conference: 5-5
 Home: 5-5 Away: 7-8 Neutral: 1-2
 Head Coach: Cindy Perkins

Date	Opponent	W/L	Score
Nov. 29	WEBER STATE	L	82-87
Dec. 1	UTAH	L	81-102
Dec. 7	at Montana State	L	75-86
Dec. 8	at Montana	L	62-73
Dec. 16	vs. Nippon Col. of PE [^]	L	63-73
Dec. 18	at Alaska-Anchorage [^]	W	72-46
Jan. 3	vs. Seattle!	L	74-81
Jan. 4	at UNLV!	L	64-86
Jan. 5	vs. Oakland!	W	80-64
Jan. 8	NEVADA	W	76-65
Jan. 11	at Tulsa	W	80-69
Jan. 12	at Oral Roberts	L	67-104
Jan. 18	IDAHO STATE*	W	77-65
Jan. 22	UTAH	L	70-75
Jan. 24	at Northern Arizona*	W	88-68
Jan. 26	at New Mexico State*	L	70-77
Feb. 1	WEBER STATE*	W	83-77
Feb. 2	COLORADO*	L	90-107
Feb. 5	WASHINGTON STATE	W	84-68
Feb. 16	at Idaho State*	L	77-83
Feb. 22	NORTHERN ARIZONA*	W	110-93
Feb. 23	NEW MEXICO STATE*	L	89-97
Feb. 27	at Weber State*	W	88-81
Feb. 29	at Colorado State	W	84-75
Mar. 1	at Colorado*	L	89-109
Mar. 3	at Weber State	W	102-83
Mar. 4	at Idaho State	W	74-57
Mar. 6	at BYU	L	85-105

* Intermountain Athletic Conference game
[^] Rainbow Classic (Anchorage, Alaska)
 ! UNLV Tournament (Las Vegas, Nev.)

1980-81

Overall Record: 12-19
 Intermountain Athletic Conference: 5-5
 Home: 8-6 Away: 4-13
 Head Coach: Cindy Perkins

Date	Opponent	W/L	Score
Nov. 20	at San José State	L	66-88
Nov. 21	at California	L	82-93
Nov. 26	SOUTHERN IDAHO	W	82-56
Nov. 28	IDAHO STATE	W	82-69
Nov. 29	OREGON STATE	L	77-101
Dec. 2	at Southern Idaho	W	76-62
Dec. 3	MONTANA	W	63-62
Dec. 5	at San Diego State	L	51-79
Dec. 6	at Southern	L	70-99
Dec. 12	CHICO STATE	L	66-80
Dec. 13	MONTANA STATE	L	67-91
Dec. 19	at Hawai'i	W	86-75
Dec. 20	at Cal State LA	L	83-95
Dec. 21	at Oregon State	L	72-105
Dec. 22	at Alaska-Anchorage	L	74-81
Jan. 2	at BYU	L	65-99
Jan. 3	at Weber State	L	73-91
Jan. 8	at Utah	L	68-85
Jan. 9	SIMON FRASER	W	75-64
Jan. 13	UNLV	L	90-97
Jan. 16	NEW MEXICO STATE*	W	83-75
Jan. 17	NORTHERN ARIZONA*	W	74-56
Jan. 19	MIDLAND	W	88-84
Jan. 23	at Idaho State*	W	73-59
Jan. 28	at Colorado*	L	40-103
Jan. 31	at Weber State*	L	71-91
Feb. 6	IDAHO STATE*	W	71-67
Feb. 12	at New Mexico State*	L	81-102
Feb. 14	at Northern Arizona*	W	82-69
Feb. 20	COLORADO*	L	76-91
Feb. 21	WEBER STATE*	L	86-93

* Intermountain Athletic Conference game



Jerrie McGahan was a four-year letterwinner at Utah State from 1977-80.

1981-82

Overall Record: 12-20
 Intermountain Athletic Conference: 6-4
 Home: 6-7 Away: 6-13
 Head Coach: Cindy Perkins

Date	Opponent	W/L	Score
Nov. 17	at Southern Idaho	W	78-59
Nov. 20	COLORADO STATE	L	77-92
Nov. 21	BYU	L	82-108
Nov. 30	EASTERN WASHINGTON	L	83-96
Dec. 1	SOUTHERN IDAHO	W	95-68
Dec. 3	WASHINGTON	L	85-100
Dec. 15	at Utah	L	78-93
Dec. 16	at Weber State	W	82-79
Jan. 4	CREIGHTON	L	63-67
Jan. 7	OMAHA	L	79-89
Jan. 8	PACIFIC	W	82-81
Jan. 14	at San Diego	W	85-74
Jan. 15	at Wyoming	L	60-93
Jan. 16	at New Mexico State	L	78-88
Jan. 21	COLORADO*	L	74-83
Jan. 22	WEBER STATE*	W	79-74
Jan. 23	at BYU	L	64-105
Jan. 28	at New Mexico State*	L	66-70
Jan. 30	at Northern Arizona*	W	76-55
Feb. 5	IDAHO STATE*	W	81-67
Feb. 9	at Colorado State	L	55-78
Feb. 10	at Colorado*	L	53-70
Feb. 13	at Weber State*	L	79-83
Feb. 15	at Utah	L	59-81
Feb. 19	NORTHERN ARIZONA*	W	66-63
Feb. 20	NEW MEXICO STATE*	W	105-98
Feb. 23	at Idaho State*	W	74-65
Feb. 26	at Alaska-Anchorage	W	81-66
Feb. 27	at Indiana	L	57-70
Feb. 28	at Arizona State	L	70-115
Mar. 11	at Weber State	L	71-91
Mar. 12	at Colorado State	L	74-89

* Intermountain Athletic Conference game

1982-83

Overall Record: 3-22
 Home: 3-7 Away: 0-15
 Head Coach: Karen Logan

Date	Opponent	W/L	Score
Nov. 22	EASTERN WASHINGTON	L	67-81
Nov. 23	ALASKA-ANCHORAGE	L	63-75
Nov. 27	WESTERN WASHINGTON	W	82-69
Nov. 30	at BYU	L	80-115
Dec. 2	SAN DIEGO STATE	L	63-96
Dec. 10	at Stanford	L	57-80
Dec. 11	at UC Irvine	L	65-81
Dec. 14	BYU	L	71-92
Dec. 16	WEBER STATE	L	84-90 (OT)
Dec. 18	SANTA CLARA	W	69-61
Jan. 4	at Montana	L	34-85
Jan. 5	at Wyoming	L	68-113
Jan. 7	at Weber State	L	61-98
Jan. 8	vs. BYU	L	63-118
Jan. 11	at Colorado	L	57-92
Jan. 12	at Colorado State	L	57-78
Jan. 15	at Utah	L	59-81
Jan. 25	IDAHO STATE	L	62-80
Feb. 3	at Boise State	L	72-94
Feb. 4	at Idaho	L	81-86
Feb. 12	UTAH	L	72-100
Feb. 17	at Northern Arizona	L	65-69
Feb. 19	at UNLV	L	77-99
Feb. 21	COLORADO STATE	W	84-81
Mar. 2	at Idaho State	L	83-91

1983-84

Overall Record: 2-23
 Home: 1-10 Away: 1-12 Neutral: 0-1
 Head Coach: Karen Logan

Date	Opponent	W/L	Score
Nov. 21	MONTANA STATE	L	66-82
Nov. 22	IDAHO STATE	L	58-93
Nov. 26	BYU	L	70-121
Dec. 9	vs. Boise State [^]	L	48-67
Dec. 10	at Puget Sound [^]	L	68-76
Dec. 14	at Weber State	L	85-102
Dec. 16	at San Diego State	L	32-64
Dec. 18	at UC Irvine	L	70-80
Dec. 19	at Santa Clara	L	66-68
Dec. 20	at UC Santa Barbara	W	72-56
Dec. 30	WYOMING	L	59-74
Jan. 2	BYU	L	54-89
Jan. 3	WEBER STATE	W	68-67
Jan. 4	NORTHERN ARIZONA	L	66-76
Jan. 13	at Utah	L	52-109
Jan. 20	at Wyoming	L	58-80
Jan. 21	at Colorado State	L	45-65
Jan. 27	at Arizona	L	53-72
Jan. 28	at Arizona State	L	62-118
Feb. 9	LONG BEACH STATE	L	57-111
Feb. 11	UNLV	L	68-116
Feb. 18	UTAH	L	37-84
Feb. 22	at Idaho State	L	70-97
Feb. 24	at Northern Arizona	L	64-84
Feb. 25	US International	L	82-88

[^] Ewie Nagler's Classic (Tacoma, Wash.)

ALL-TIME RESULTS

1984-85

Overall Record: 9-19
 High Country Athletic Conference: 3-9
 Home: 6-5 Away: 3-14
 Head Coach: Bob Corbin

Date	Opponent	W/L	Score
Nov. 23	at Idaho	L	62-100
Nov. 24	at Idaho State	L	68-71
Nov. 27	SOUTHERN IDAHO	W	78-44
Nov. 30	NEVADA	W	64-62
Dec. 3	at Southern Idaho	W	96-39
Dec. 6	at Montana State	L	50-65
Dec. 7	at Montana	L	50-64
Dec. 8	at Eastern Montana	L	67-78
Dec. 14	IDAHO STATE	W	85-79
Dec. 18	WEBER STATE	W	85-75
Dec. 21	at Boise State	L	49-64
Dec. 22	at Santa Clara	L	47-70
Jan. 3	at Utah	L	56-93
Jan. 4	at Weber State	W	63-59
Jan. 7	at Idaho State	L	62-81
Jan. 18	UNLV	L	48-81
Jan. 23	COLORADO STATE*	W	79-71
Jan. 26	WYOMING*	L	62-78
Jan. 31	at New Mexico*	L	49-70
Feb. 2	at New Mexico State*	L	59-74
Feb. 6	at Utah*	L	67-84
Feb. 9	BYU*	L	80-93
Feb. 21	at Wyoming*	W	89-85
Feb. 23	at Colorado State*	L	69-76
Mar. 1	NEW MEXICO STATE*	W	82-62
Mar. 2	NEW MEXICO *	L	77-79 (OT)
Mar. 8	at BYU*	L	67-119
Mar. 9	UTAH*	L	74-89

* High Country Athletic Conference game

1985-86

Overall Record: 3-28
 High Country Athletic Conference: 0-12
 Home: 0-8 Away: 2-15 Neutral: 1-5
 Head Coach: Bob Corbin

Date	Opponent	W/L	Score
Nov. 22	at Weber State	L	64-95
Nov. 30	at Idaho State	W	75-74
Dec. 4	at San Francisco	L	61-81
Dec. 6	vs. Cal State Fullerton	L	60-74
Dec. 6	at Western Washington	L	62-87
Dec. 13	vs. Oregon State	W	74-73
Dec. 14	at Boise State	L	50-60
Dec. 18	at Loyola Marymount	W	73-61
Dec. 20	at UC Irvine	L	52-77
Dec. 21	vs. Pepperdine	L	85-103
Jan. 2	vs. Weber State	L	58-62
Jan. 3	at Utah	L	39-80
Jan. 6	COLORADO	L	63-83
Jan. 7	OREGON	L	64-73
Jan. 11	at Arizona	L	50-79
Jan. 13	at UNLV	L	53-85
Jan. 23	at Colorado State*	L	73-74
Jan. 25	at Wyoming*	L	63-69
Jan. 28	NEW MEXICO*	L	45-62
Feb. 1	NEW MEXICO STATE*	L	52-81
Feb. 4	at Utah*	L	41-85
Feb. 6	BYU*	L	60-91
Feb. 13	at New Mexico State*	L	47-68
Feb. 15	at New Mexico*	L	46-72
Feb. 18	WYOMING*	L	54-63
Feb. 20	COLORADO STATE*	L	62-71
Feb. 28	vs. Southern California	L	45-115
Mar. 1	vs. San Diego	L	56-60
Mar. 2	at Alaska-Anchorage	L	62-81
Mar. 4	at BYU*	L	59-112
Mar. 6	UTAH*	L	54-75

* High Country Athletic Conference game

1986-87

Overall Record: 1-26
 High Country Athletic Conference: 0-12
 Home: 1-12 Away: 0-13 Neutral: 0-1
 Head Coach: Lloydene Searle

Date	Opponent	W/L	Score
Nov. 28	SOUTHERN UTAH	L	63-77
Dec. 3	IDAHO STATE	L	62-75
Dec. 4	ARIZONA	L	41-75
Dec. 9	WEBER STATE	L	54-84
Dec. 12	at Northern Colorado	L	71-79
Dec. 13	at Colorado	L	27-100
Dec. 15	at Georgia Tech	L	40-106
Dec. 17	at Pepperdine	L	61-78
Dec. 19	at UC Santa Barbara	L	54-60
Dec. 20	at Cal State Fullerton	L	56-88
Jan. 2	vs. BYU	L	67-105
Jan. 3	at Weber State	L	38-75
Jan. 5	MONTANA STATE	L	52-80
Jan. 8	MESA COLLEGE	W	83-68
Jan. 23	NORTHERN ARIZONA	L	64-70
Jan. 29	at New Mexico*	L	55-62
Jan. 31	at New Mexico State*	L	62-111
Feb. 3	BYU*	L	66-116
Feb. 5	at Utah*	L	50-91
Feb. 12	WYOMING*	L	61-84
Feb. 14	COLORADO STATE*	L	51-67
Feb. 17	NEW MEXICO STATE*	L	58-83
Feb. 21	NEW MEXICO*	L	54-65
Feb. 26	at BYU*	L	44-99
Feb. 28	UTAH*	L	52-74
Mar. 5	at Wyoming*	L	52-95
Mar. 7	at Colorado State*	L	45-73

* High Country Athletic Conference game

2003-04

Overall Record: 5-22
 Big West Conference: 5-13
 Home: 3-8 Away: 2-11 Neutral: 0-3
 Head Coach: Raegan Pebley

Date	Opponent	W/L	Score
Nov. 21	SOUTHERN UTAH	L	60-79
Nov. 24	at Montana State	L	41-65
Dec. 6	vs. Massachusetts^	L	50-61
Dec. 7	vs. American^	L	41-60
Dec. 13	NORTHERN COLORADO	L	70-73 (OT)
Dec. 19	at Western Michigan	L	65-116
Dec. 21	at IPFW	L	74-83
Dec. 30	at Weber State	L	50-71
Jan. 3	at Idaho*	L	51-62
Jan. 8	UC SANTA BARBARA*	L	51-86
Jan. 10	CAL POLY*	W	76-73
Jan. 15	at Pacific*	L	58-67
Jan. 17	at Cal State Northridge*	W	69-63
Jan. 22	CAL STATE FULLERTON*	L	68-69
Jan. 24	UC RIVERSIDE*	L	62-89
Jan. 29	at UC Irvine*	L	45-66
Jan. 31	at Long Beach State*	W	63-60
Feb. 5	at Cal Poly*	L	44-69
Feb. 7	at UC Santa Barbara*	L	54-88
Feb. 12	CAL STATE NORTHBRIDGE*	W	76-71
Feb. 14	PACIFIC*	L	52-67
Feb. 19	at UC Riverside*	L	56-66
Feb. 21	at Cal State Fullerton*	L	59-71
Feb. 26	LONG BEACH STATE*	L	57-64
Feb. 28	UC IRVINE*	W	61-66
Mar. 5	IDAHO*	L	65-80
Mar. 10	vs. Long Beach State!	L	48-55

^ Fiesta Bowl Women's Classic (Tucson, Ariz.)

* Big West Conference game

! Big West Tournament game

2004-05

Overall Record: 14-14
 Big West Conference: 9-9
 Home: 8-4 Away: 6-7 Neutral: 0-3
 Head Coach: Raegan Pebley

Date	Opponent	W/L	Score
Nov. 19	WEBER STATE	L	53-69
Nov. 23	at Utah Valley	W	75-59
Nov. 26	at Southern Utah	W	89-68
Dec. 2	at Northern Colorado	L	62-68
Dec. 4	at Air Force	W	72-68
Dec. 10	vs. San Diego^	L	68-71
Dec. 11	vs. Bowling Green^	L	54-75
Dec. 20	IDAHO STATE	W	67-61
Dec. 29	IDAHO*	L	62-63
Dec. 31	MONTANA STATE	W	59-52
Jan. 6	at UC Santa Barbara*	L	41-61
Jan. 8	at Cal Poly*	W	71-60
Jan. 13	PACIFIC*	W	67-48
Jan. 15	CAL STATE NORTHBRIDGE*	W	61-57
Jan. 20	at Cal State Fullerton*	L	55-64
Jan. 22	at UC Riverside*	W	70-63 (OT)
Jan. 27	UC IRVINE*	W	71-68
Jan. 29	LONG BEACH STATE*	L	36-63
Feb. 3	CAL POLY*	W	57-52
Feb. 5	UC SANTA BARBARA*	L	59-67
Feb. 10	at Cal State Northridge*	L	52-63
Feb. 12	at Pacific *	W	77-75
Feb. 17	UC RIVERSIDE*	W	71-55
Feb. 19	CAL STATE FULLERTON*	W	72-64
Feb. 24	at Long Beach State*	L	59-75
Feb. 26	at UC Irvine*	L	74-81
Mar. 4	at Idaho*	L	65-75
Mar. 9	vs. UC Irvine!	L	63-75

^ New Mexico Tournament (Albuquerque, N.M.)

* Big West Conference game

! Big West Tournament game

2005-06

Overall Record: 3-24
 Western Athletic Conference: 2-14
 Home: 2-10 Away: 1-12 Neutral: 0-2
 Head Coach: Raegan Pebley

Date	Opponent	W/L	Score
Nov. 18	MONTANA	L	70-71
Nov. 25	vs. Illinois	L	43-62
Nov. 26	at Colorado	L	56-73
Dec. 2	at Idaho State	L	73-96
Dec. 8	AIR FORCE	L	56-60
Dec. 10	UTAH VALLEY	W	74-51
Dec. 17	at Weber State	L	69-77
Dec. 19	WYOMING	L	59-73
Dec. 28	at Texas A&M	L	55-81
Dec. 31	at Saint Louis	L	61-75
Jan. 5	SAN JOSÉ STATE*	L	51-63
Jan. 7	FRESNO STATE*	L	58-60
Jan. 12	at Boise State*	L	38-70
Jan. 14	at Idaho*	L	51-54
Jan. 21	at Nevada*	L	54-64
Jan. 26	at Hawaii!*	L	48-61
Feb. 2	NEW MEXICO STATE*	L	48-55
Feb. 4	LOUISIANA TECH*	L	56-73
Feb. 9	at New Mexico State*	W	55-45
Feb. 11	at Louisiana Tech*	L	54-88
Feb. 16	IDAHO*	W	63-53
Feb. 18	HAWAII*	L	50-63
Feb. 23	BOISE STATE*	L	55-72
Feb. 25	NEVADA*	L	51-67
Mar. 2	at Fresno State*	L	52-70
Mar. 4	at San José State*	L	49-70
Mar. 7	vs. Idaho!	L	59-70

* Western Athletic Conference game

! Western Athletic Conference Tournament game

ALL-TIME RESULTS

2006-07

Overall Record: 11-18
 Western Athletic Conference: 7-9
 Home: 7-5 Away: 3-12 Neutral: 1-1
 Head Coach: Raegan Pebley

Date	Opponent	W/L	Score
Nov. 14	at Utah Valley	L	60-68
Nov. 17	IDAHO STATE	W	85-83
Nov. 21	WEBER STATE	L	55-72
Nov. 27	at Saint Mary's	W	67-61
Nov. 29	at Pacific	L	49-56
Dec. 4	at Montana	L	56-85
Dec. 6	at Montana State	L	53-71
Dec. 17	at Wyoming	L	43-62
Dec. 20	PORTLAND	W	68-58
Dec. 22	SAINT LOUIS	L	57-60
Dec. 29	at Iowa State [^]	L	40-70
Dec. 30	vs. Colgate [^]	W	58-42
Jan. 4	BOISE STATE*	L	70-80
Jan. 6	FRESNO STATE*	W	81-75
Jan. 11	IDAHO*	W	78-70
Jan. 15	at Louisiana Tech*	L	54-69
Jan. 20	SAN JOSÉ STATE*	W	58-50
Jan. 24	at Boise State*	L	38-80
Jan. 27	HAWAII*	L	57-62
Feb. 3	at San José State*	L	57-65
Feb. 5	at New Mexico State*	W	68-51
Feb. 10	at Idaho*	W	57-53
Feb. 15	NEVADA*	W	59-44
Feb. 18	at Hawaii*	L	63-79
Feb. 22	NEW MEXICO STATE*	W	70-67 (OT)
Feb. 24	LOUISIANA TECH*	L	58-71
Mar. 1	at Nevada*	L	49-61
Mar. 3	at Fresno State*	L	60-71
Mar. 7	vs. Nevada!	L	60-61

[^] Iowa State Classic (Ames, Iowa)
 * Western Athletic Conference game
 ! WAC Tournament game

2007-08

Overall Record: 9-20
 Western Athletic Conference: 5-11
 Home: 5-8 Away: 4-11 Neutral: 0-1
 Head Coach: Raegan Pebley

Date	Opponent	W/L	Score
Nov. 9	PACIFIC	L	66-67
Nov. 16	at Portland State	L	59-61
Nov. 18	at Portland	L	55-68
Nov. 24	UTAH VALLEY	L	74-89
Nov. 28	at Idaho State	L	60-69
Dec. 2	at Eastern Washington	W	74-55
Dec. 8	at Northern Arizona	W	65-51
Dec. 15	at Utah	L	38-70
Dec. 17	MONTANA STATE	L	49-71
Dec. 22	SAINT MARY'S	W	81-60
Dec. 29	BYU	L	64-70
Jan. 2	at Southern Utah	W	58-34
Jan. 5	SAN JOSÉ STATE*	W	68-58
Jan. 9	HAWAII*	W	55-48
Jan. 12	at New Mexico State*	L	56-71
Jan. 17	at Boise State*	L	77-85
Jan. 19	at Idaho*	L	64-70 (OT)
Jan. 24	NEW MEXICO STATE*	L	58-71
Jan. 26	LOUISIANA TECH*	L	56-71
Feb. 2	at Nevada*	L	55-75
Feb. 7	at Hawaii*	L	42-69
Feb. 10	at Fresno State*	L	52-69
Feb. 14	at San José State*	W	61-60
Feb. 21	NEVADA*	W	56-48
Feb. 24	FRESNO STATE*	W	44-40
Feb. 28	at Louisiana Tech*	L	47-62
Mar. 6	BOISE STATE*	L	57-65
Mar. 8	IDAHO*	L	55-67
Mar. 12	vs. Boise State!	L	47-61

* Western Athletic Conference game
 ! WAC Tournament game

2008-09

Overall Record: 16-15
 Western Athletic Conference: 9-5
 Home: 8-7 Away: 6-6 Neutral: 2-2
 Head Coach: Raegan Pebley

Date	Opponent	W/L	Score
Nov. 14	PORTLAND	L	51-64
Nov. 19	NORTHERN ARIZONA	W	64-56 (OT)
Nov. 22	IDAHO STATE	L	43-58
Nov. 24	MONTANA STATE NORTHERN	W	42-39
Nov. 28	vs. Texas State	W	50-47
Nov. 29	vs. Monmouth	L	44-48
Dec. 6	EASTERN WASHINGTON	W	71-65 (OT)
Dec. 13	at BYU	L	60-61 (2OT)
Dec. 16	PORTLAND STATE	L	57-67
Dec. 20	SOUTHERN UTAH	W	52-37
Dec. 22	at Weber State	W	44-41
Dec. 30	at UNLV	L	47-65
Jan. 3	at Utah Valley	L	79-84
Jan. 5	at Idaho*	L	63-71
Jan. 8	NEW MEXICO STATE*	W	72-58
Jan. 10	LOUISIANA TECH*	L	82-90 (OT)
Jan. 14	NEVADA*	L	49-56
Jan. 17	BOISE STATE*	W	58-44
Jan. 23	at San José State*	W	64-54
Jan. 25	at Hawaii*	W	52-43
Jan. 30	HAWAII*	L	61-63
Feb. 1	at Fresno State*	L	59-68
Feb. 8	at Nevada*	W	63-52
Feb. 20	at Boise State*	W	65-61
Feb. 22	IDAHO*	W	70-64 (2OT)
Feb. 26	at New Mexico State*	W	69-52
Feb. 28	at Louisiana Tech*	L	46-53
Mar. 5	SAN JOSÉ STATE*	W	62-51
Mar. 7	FRESNO STATE*	L	54-67
Mar. 11	vs. Idaho!	W	59-58 (OT)
Mar. 13	vs. Fresno State!	L	54-57

* Western Athletic Conference game
 ! WAC Tournament game

2009-10

Overall Record: 13-17
 Western Athletic Conference: 5-11
 Home: 8-7 Away: 5-7 Neutral: 0-3
 Head Coach: Raegan Pebley

Date	Opponent	W/L	Score
Nov. 13	UTAH	W	67-58
Nov. 16	at Portland	W	63-57
Nov. 22	at San Francisco	L	48-57
Dec. 28	MONTANA-WESTERN	W	71-34
Dec. 4	PEPPERDINE	L	46-67
Dec. 5	IDAHO STATE	L	53-56
Dec. 12	at Idaho State	L	58-63
Dec. 14	NORTH DAKOTA STATE	W	58-46
Dec. 19	BYU	L	48-61
Dec. 21	WEBER STATE	W	72-51
Dec. 23	at Southern Utah	W	53-44
Dec. 31	UTAH VALLEY	W	63-45
Jan. 2	UNLV	W	78-70
Jan. 6	at Louisiana Tech*	W	69-66
Jan. 9	SAN JOSÉ STATE*	W	65-54
Jan. 13	NEVADA*	L	58-69
Jan. 16	at Fresno State*	L	46-73
Jan. 18	at Hawaii*	L	56-69
Jan. 23	NEW MEXICO STATE*	L	55-56
Jan. 27	at Idaho*	W	57-55
Jan. 30	at Boise State*	L	63-70
Feb. 6	LOUISIANA TECH*	L	54-74
Feb. 11	at San José State*	W	66-46
Feb. 13	at Nevada*	L	66-77
Feb. 17	FRESNO STATE*	L	63-69
Feb. 23	at New Mexico State*	L	54-73
Feb. 27	IDAHO*	L	53-54
Mar. 3	BOISE STATE*	L	47-57
Mar. 6	HAWAII*	W	53-51
Mar. 10	vs. Louisiana Tech!	L	65-82

* Western Athletic Conference games
 ! WAC Tournament game

2010-11

Overall Record: 18-15
 Western Athletic Conference: 10-6
 Home: 10-6 Away: 7-8 Neutral: 1-1
 Head Coach: Raegan Pebley

Date	Opponent	W/L	Score
Nov. 12	DIXIE STATE	L	67-71
Nov. 15	at North Dakota State	L	64-86
Nov. 20	MONTANA	L	62-65
Nov. 23	at BYU	L	52-84
Nov. 27	at Weber State	W	66-54
Nov. 29	SOUTHERN UTAH	W	63-56
Dec. 1	at Utah Valley	W	80-66
Dec. 4	at Northern Arizona	W	80-75 (OT)
Dec. 8	SAN FRANCISCO	W	77-71
Dec. 11	IDAHO STATE	L	52-64
Dec. 20	SOUTH DAKOTA STATE	W	60-57
Dec. 23	WYOMING	L	50-80
Jan. 1	at Utah	L	61-73
Jan. 6	BOISE STATE*	W	69-57
Jan. 8	FRESNO STATE*	L	69-79
Jan. 15	NEVADA*	W	81-69
Jan. 20	at Louisiana Tech*	L	31-74
Jan. 22	at New Mexico State*	W	77-71
Jan. 27	HAWAII*	L	52-41
Jan. 29	SAN JOSÉ STATE*	W	72-57
Feb. 3	at Nevada*	W	79-73
Feb. 5	at Boise State*	W	84-69
Feb. 10	IDAHO*	W	70-64
Feb. 12	at Fresno State*	L	63-81
Feb. 19	at Idaho*	W	67-51
Feb. 24	NEW MEXICO STATE*	W	72-61
Feb. 26	LOUISIANA TECH*	L	70-78
Mar. 3	at Hawaii*	L	71-72 (OT)
Mar. 5	at San José State*	W	75-39
Mar. 10	vs. New Mexico State!	W	72-67
Mar. 11	vs. Fresno State!	L	76-86
Mar. 17	ARIZONA%	W	103-95
Mar. 19	at BYU%	L	63-102

* Western Athletic Conference game
 ! WAC Tournament game
 % WNIT game

2011-12

Overall Record: 21-10
 Western Athletic Conference: 11-3
 Home: 11-3 Away: 9-6 Neutral: 1-1
 Head Coach: Raegan Pebley

Date	Opponent	W/L	Score
Nov. 11	at Wyoming	W	62-56
Nov. 13	at South Dakota State	L	73-84
Nov. 16	WEBER STATE	W	73-63
Nov. 19	at UC Irvine	W	69-64
Nov. 23	BOISE STATE	W	97-86
Nov. 25	UC RIVERSIDE	W	71-68
Nov. 30	at Montana	L	60-61
Dec. 2	at Montana State	L	61-78
Dec. 10	at Idaho State	L	65-67
Dec. 17	BYU	L	65-73
Dec. 19	NORTHERN ARIZONA	W	70-51
Dec. 22	at Boise State	W	64-52
Jan. 3	ASBURY	W	83-53
Jan. 7	UTAH VALLEY	W	61-43
Jan. 12	at New Mexico State*	W	74-56
Jan. 14	at Louisiana Tech*	W	79-62
Jan. 19	FRESNO STATE*	L	67-90
Jan. 21	NEVADA*	W	91-69
Jan. 28	at Idaho*	W	78-70
Feb. 2	at San José State*	W	78-73
Feb. 4	at Hawaii*	W	69-55
Feb. 9	LOUISIANA TECH*	L	76-82
Feb. 11	NEW MEXICO STATE*	W	57-45
Feb. 16	at Nevada*	W	84-72
Feb. 18	at Fresno State*	L	60-78
Feb. 25	IDAHO*	W	85-63
Mar. 1	HAWAII*	W	85-64
Mar. 3	SAN JOSÉ STATE*	W	84-71
Mar. 7	vs. Nevada!	W	75-66
Mar. 9	vs. Louisiana Tech!	L	69-73
Mar. 15	at Utah%	L	58-69

* Western Athletic Conference game
 ! WAC Tournament game
 % WNIT game

ALL-TIME RESULTS

2012-13

Overall Record: 18-14
Western Athletic Conference: 14-4
Home: 10-3 Away: 6-10 Neutral: 2-1
Head Coach: Jerry Finkbeiner

Date	Opponent	W/L	Score
Nov. 12	at Utah Valley	L	62-78
Nov. 13	at UC Riverside	L	90-94 (OT)
Nov. 17	at Loyola Marymount	L	81-98
Nov. 20	vs. Prairie View A&M [^]	W	67-66
Nov. 21	at Alaska-Anchorage [^]	W	67-57
Nov. 27	at Utah	L	64-92
Dec. 1	MONTANA STATE	L	65-71
Dec. 4	at BYU	L	77-81
Dec. 8	at No. 5 Notre Dame	L	70-109
Dec. 18	UC IRVINE	L	70-71
Dec. 20	SOUTH DAKOTA	W	70-69
Dec. 29	UTSA*	W	79-66 (OT)
Dec. 31	TEXAS STATE*	W	82-69
Jan. 3	at Seattle*	L	68-71 (OT)
Jan. 5	at Idaho*	W	91-85
Jan. 12	at San José State*	L	80-103
Jan. 17	NEW MEXICO STATE*	W	65-63
Jan. 19	DENVER*	W	85-69
Jan. 24	at UT Arlington*	W	93-83
Jan. 26	at Louisiana Tech*	W	76-75 (OT)
Jan. 31	IDAHO*	W	81-50
Feb. 2	SEATTLE*	W	67-62
Feb. 9	SAN JOSÉ STATE*	W	87-54
Feb. 14	at Denver*	W	92-89 (2OT)
Feb. 16	at New Mexico State*	L	94-106
Feb. 28	LOUISIANA TECH*	W	70-56
Mar. 2	UT ARLINGTON*	W	81-57
Mar. 7	at Texas State*	W	73-56
Mar. 9	at UTSA*	L	72-80
Mar. 13	vs. Denver!	W	78-65
Mar. 15	vs. Idaho!	L	82-84
Mar. 21	SOUTH DAKOTA%	L	69-77

[^] Great Alaska Shootout (Anchorage, Alaska)
* Western Athletic Conference game
! WAC Tournament game
% WBI game

2013-14

Overall Record: 15-16
Mountain West Conference: 8-10
Home: 9-5 Away: 5-9 Neutral: 1-2
Head Coach: Jerry Finkbeiner

Date	Opponent	W/L	Score
Nov. 9	BLACK HILLS STATE	W	103-46
Nov. 13	LOYOLA MARYMOUNT	W	100-58
Nov. 19	UTAH	W	77-61
Nov. 22	IDAHO STATE	W	78-66
Nov. 29	vs. Hampton [^]	L	88-98
Nov. 30	at Cal State Northridge [^]	W	75-67
Dec. 5	at South Dakota	L	71-81
Dec. 8	at No. 13 Nebraska	L	75-95
Dec. 19	at UC Santa Barbara	W	81-70
Dec. 21	at BYU	L	74-84
Dec. 28	COLLEGE OF IDAHO	L	81-86
Jan. 1	AIR FORCE*	W	88-78
Jan. 4	at San José State*	W	78-65
Jan. 11	NEVADA*	L	72-76
Jan. 15	at Colorado State*	L	78-88
Jan. 18	BOISE STATE*	L	68-71
Jan. 22	UNLV*	L	67-73
Jan. 25	at San Diego State*	L	72-88
Jan. 29	at New Mexico*	W	75-69
Feb. 1	WYOMING*	W	80-75
Feb. 5	at Nevada*	L	66-70
Feb. 8	at Boise State*	L	62-83
Feb. 12	COLORADO STATE*	L	75-100
Feb. 15	at UNLV*	L	80-82
Feb. 19	SAN DIEGO STATE*	W	79-69
Feb. 22	at Fresno State*	L	70-72
Feb. 26	NEW MEXICO*	W	67-65
Mar. 1	SAN JOSÉ STATE*	W	96-67
Mar. 4	at Wyoming*	W	84-80
Mar. 10	vs. New Mexico!	W	69-66
Mar. 11	vs. Colorado State!	L	67-72

[^] Radisson Hotel Chatsworth Thanksgiving Classic (Northridge, Calif.)
* Mountain West game
! MW Tournament game



Devyn Christensen was on the USU roster from 2010-13. She is second all-time in scoring with 1,551 career points..

2014-15

Overall Record: 8-23
Mountain West Conference: 5-13
Home: 7-6 Away: 1-14 Neutral: 0-3
Head Coach: Jerry Finkbeiner

Date	Opponent	W/L	Score
Nov. 14	at Oregon	L	77-100
Nov. 16	at No. 20 Oregon State	L	62-85
Nov. 20	UTAH VALLEY	W	79-61
Nov. 28	at No. 13 Baylor [^]	L	43-99
Nov. 29	vs. Marist [^]	L	65-68
Nov. 30	vs. Stetson [^]	L	64-84
Dec. 3	at Utah	L	57-63
Dec. 6	WESTMINSTER	W	60-51
Dec. 14	NORTHERN COLORADO	W	65-61
Dec. 16	at Pacific	L	62-70
Dec. 19	at Sacramento State	L	92-102
Dec. 22	BYU	L	58-62 (2OT)
Dec. 31	at San José State*	L	58-62
Jan. 3	BOISE STATE*	L	53-63
Jan. 7	FRESNO STATE*	L	64-70
Jan. 10	at New Mexico*	L	59-60
Jan. 17	at Air Force*	W	69-53
Jan. 21	NEVADA*	W	68-57
Jan. 24	UNLV*	W	85-72
Jan. 28	at Wyoming*	L	51-86
Jan. 31	SAN DIEGO STATE*	L	59-70
Feb. 4	at Boise State*	L	55-94
Feb. 7	NEW MEXICO*	L	51-56
Feb. 11	at Nevada*	L	44-49
Feb. 18	SAN JOSÉ STATE	W	85-80
Feb. 21	at Fresno State*	L	55-64
Feb. 25	at UNLV*	L	61-69
Feb. 28	AIR FORCE*	W	84-50
Mar. 3	WYOMING*	L	57-61
Mar. 6	at Colorado State*	L	58-76
Mar. 9	vs. San José State!	L	85-99

[^] BTI Classic (Waco, Texas)
* Mountain West game
! MW Tournament game

2015-16

Overall Record: 14-17
Mountain West Conference: 8-10
Home: 8-6 Away: 4-10 Neutral: 2-1
Head Coach: Jerry Finkbeiner

Date	Opponent	W/L	Score
Nov. 14	SACRAMENTO STATE	L	86-95
Nov. 16	WESTMINSTER	W	74-67
Nov. 21	PACIFIC	W	78-70
Nov. 24	at BYU	L	69-81
Dec. 1	at Northern Colorado	L	60-74
Dec. 4	HASKELL INDIAN NATIONS	W	90-63
Dec. 8	at Idaho State	L	67-81
Dec. 10	at Utah Valley	W	76-72
Dec. 19	vs. Tennessee State [^]	W	63-46
Dec. 20	at Montana [^]	L	70-86
Dec. 22	UTAH	L	61-64
Dec. 30	SAN JOSÉ STATE*	L	74-86
Jan. 2	at San Diego State*	W	55-36
Jan. 6	at Boise State*	L	78-84 (OT)
Jan. 9	NEW MEXICO*	W	72-56
Jan. 13	at Air Force*	W	66-53
Jan. 16	COLORADO STATE*	L	49-69
Jan. 20	at UNLV*	L	38-46
Jan. 23	SAN DIEGO STATE*	W	72-59
Jan. 30	at Nevada*	W	79-66
Feb. 3	BOISE STATE*	L	58-63
Feb. 6	WYOMING*	W	84-75
Feb. 10	at New Mexico*	L	70-73
Feb. 17	at Colorado State*	L	64-91
Feb. 20	FRESNO STATE*	L	61-67
Feb. 24	NEVADA*	W	70-55
Feb. 27	at San José State*	L	65-83
Mar. 1	AIR FORCE*	W	64-40
Mar. 4	at Fresno State*	L	62-66
Mar. 7	vs. Nevada!	W	59-35
Mar. 8	vs. Fresno State!	L	47-55

[^] Lady Griz Classic (Missoula, Mont.)
* Mountain West game
! MW Tournament game

2016-17

Overall Record: 17-15
Mountain West Conference: 9-9
Home: 12-4 Away: 3-11 Neutral: 2-0
Head Coach: Jerry Finkbeiner

Date	Opponent	W/L	Score
Nov. 11	WESTMINSTER	W	72-49
Nov. 14	MONTANA STATE	W	64-56
Nov. 17	UC IRVINE	W	66-52
Nov. 22	SOUTHERN UTAH	L	54-70
Nov. 25	vs. Incarnate Word [^]	W	79-46
Nov. 27	at Montana [^]	W	65-47
Dec. 1	IDAHO STATE	W	69-56
Dec. 3	at Utah	L	58-65
Dec. 15	UTAH VALLEY	W	56-45
Dec. 17	BYU	L	40-60
Dec. 21	at Arizona	L	57-61
Dec. 29	at Boise State*	L	56-76
Dec. 31	AIR FORCE*	W	65-62
Jan. 4	at New Mexico*	L	67-78
Jan. 7	at UNLV*	L	53-55 (OT)
Jan. 11	WYOMING*	L	48-71
Jan. 14	SAN DIEGO STATE*	W	53-47
Jan. 21	at Colorado State*	L	43-74
Jan. 25	NEW MEXICO*	L	58-68
Jan. 28	at Fresno State*	W	52-47
Feb. 1	at Nevada*	W	81-69
Feb. 4	BOISE STATE*	W	65-63
Feb. 8	COLORADO STATE*	W	55-48
Feb. 11	at Wyoming*	L	40-59
Feb. 15	at San Diego State*	L	59-66
Feb. 18	NEVADA*	W	60-57
Feb. 22	SAN JOSÉ STATE*	W	82-78
Feb. 25	at Air Force	L	61-64
Feb. 28	UNLV*	W	58-49
Mar. 6	vs. No. 11 Air Force!	W	46-40
Mar. 7	at No. 3 UNLV!	L	43-68
Mar. 15	at Idaho &	L	57-64

[^] Lady Griz Classic (Missoula, Mont.)
* Mountain West game
! MW Tournament game
& WBI game

YEAR-BY-YEAR RESULTS

Season	Overall	Pct.	Conf.	Pct.	Finish	Postseason	Coach
1972-73	17-3	.850	---	---	---	AIAW First Round	Fern Gardner
1973-74	12-2	.857	8-0	1.00	N/A	AIAW First Round	Fern Gardner
1974-75	14-6	.700	10-3	.769	N/A	AIAW First Round	Fern Gardner
1975-76	12-9	.571	10-3	.769	N/A	---	Fern Gardner
1976-77	12-12	.478	9-4	.692	N/A	---	Marilyn Weiss
1977-78	9-14	.391	8-5	.615	N/A	---	Marilyn Weiss
1978-79	14-10	.583	5-8	.385	N/A	---	Cindy Perkins
1979-80	13-15	.464	5-5	.500	N/A	---	Cindy Perkins
1980-81	12-19	.387	5-5	.500	N/A	---	Cindy Perkins
1981-82	12-20	.375	6-4	.600	N/A	AIAW 4th (reg.)	Cindy Perkins
1982-83	3-22	.120	---	---	---	---	Karen Logan
1983-84	2-23	.080	---	---	---	---	Karen Logan
1984-85	9-19	.321	3-9	.250	N/A	---	Bob Corbin
1985-86	3-28	.097	0-12	.000	N/A	---	Bob Corbin
1986-87	1-26	.038	0-12	.000	N/A	---	Lloydene Searle
2003-04	5-22	.185	5-13	.278	10th	BWC Tournament – L, UC Irvine, 48-55	Raegan Pebley
2004-05	14-14	.500	9-9	.500	6th	BWC Tournament – L, Long Beach State 63-75	Raegan Pebley
2005-06	3-24	.111	2-14	.125	9th	WAC Tournament – L, Idaho, 59-70	Raegan Pebley
2006-07	11-18	.379	7-9	.438	6th	WAC Tournament – L, Nevada, 60-61	Raegan Pebley
2007-08	9-20	.310	5-11	.313	7th	WAC Tournament – L, Boise State, 47-61	Raegan Pebley
2008-09	16-15	.516	9-5	.565	5th	WAC Tournament – W, Idaho, 59-58; L, Fresno State, 54-57	Raegan Pebley
2009-10	13-17	.433	5-11	.312	7th	WAC Tournament – L, Louisiana Tech, 82-65	Raegan Pebley
2010-11	18-15	.545	10-6	.625	3rd	WNIT – W, Arizona, 103-95; L, BYU, 63-102	Raegan Pebley
2011-12	21-10	.677	11-3	.786	2nd	WNIT – L, Utah 58-69	Raegan Pebley
2012-13	18-14	.563	14-4	.778	2nd	WBI – L, South Dakota, 69-77	Jerry Finkbeiner
2013-14	15-16	.484	8-10	.444	8th	MW Tournament – W, New Mexico, 69-66; L, Colorado State, 67-72	Jerry Finkbeiner
2014-15	8-23	.258	5-13	.278	10th	MW Tournament – L, San José State, 85-99	Jerry Finkbeiner
2015-16	14-17	.452	8-10	.444	7th	MW Tournament – W, Nevada, 35-59 L, Fresno State, 47-55	Jerry Finkbeiner
2016-17	17-15	.531	9-9	.500	5th	WBI – L, Idaho, 57-64	Jerry Finkbeiner
29 years	327-468	.411	176-197	.472			

Conference Affiliation

1973-82 – Intermountain Athletic Conference
 1982-84 – No Conference
 1984-87 – High Country Athletic Conference

1988-2002 – No Team
 2003-05 – Big West Conference
 2006-13 – Western Athletic Conference
 2014- – Mountain West



UTAH STATE™

WOMEN'S BASKETBALL
 2017-18 Women's Basketball Guide



UTAH STATE UNIVERSITY

AGGIE ADMINISTRATION



NOELLE E. COCKETT

University President

Noelle E. Cockett was appointed as Utah State University's 16th President in October 2016, beginning her official tenure in January 2017. She is USU's first female president and the only female president with Utah's higher education system.

Since becoming president, Cockett has worked to improve the mission and vision of the university. The dedicated and award-winning faculty at USU are scholar-educators who have shared a commitment to teaching excellence and rigorous research to help students succeed. In March 2017, Jake Christensen and Thomas Hill were named 2017 Goldwater Scholars, and fellow undergraduate A. J. Walters, received an honorable mention, in the prestigious national competition that recognizes outstanding achievements in science and mathematics. Cockett has also been working to improve the facilities students enjoy as part of their education. In April, she was proud to be a part of the ground-breaking for the new Life Sciences building on the Logan campus that will benefit students in more than 30 majors taking foundational biology classroom and lab courses housed in the new facility.

As always, friends, alumni and donors of the university contribute to the livelihood of USU. In early May 2017, the university announced a major expansion of the highly selective Huntsman Scholar Program and the launch of the Center of Growth and Opportunity thanks to a joint \$50 million gift to the Jon M. Huntsman School of Business from the Huntsman Foundation and the Charles Koch Foundation. The joint gift is the largest in the school's history and enables the university to continue fostering innovative research and teaching to improve lives and communities.

Prior to being named Utah State's President, Cockett was serving as Executive Vice President and Provost at USU and has held that position since 2013. Prior to that, she served USU as Vice President for Extension from 2006 to 2013; Dean of the College of Agriculture and Applied Sciences from 2002 to 2013; and Director of the Utah Agriculture Experiment Station from 2009 to 2013.

Cockett has built a distinguished career in sheep genomics research, maintaining an active research program even while serving in various leadership positions at Utah State University. Her research program has centered on the identification of genetic markers associated with economically important traits in sheep, as well as the development of resources that advance research on the sheep genome. Cockett and her colleagues published an article describing the sheep genome sequence in *Science* in 2014. Her current project focuses on the identification of genetic regions associated with entropion in newborn lambs. Cockett has served as the United States coordinator for sheep genome mapping since 1993 and is an active member of the International Sheep Genomics Consortium.

Utah State University Board of Trustees (2017-18)

Mr. Ronald W. Jibson, Chairman, North Salt Lake City
Mr. Scott R. Watterson, Vice-Chairman, Logan
Mr. Jody K. Burnett, Member, Salt Lake City
Mrs. Linda Clark Gillmor, Member, Cottonwood Heights
Mr. Mark K. Holland, Member, North Salt Lake City
Mrs. Karen M. Huntsman, Member, Salt Lake City
Ms. Susan D. Johnson, Member, Clearfield
Mr. J. Scott Nixon, Member, Kaysville
Mr. Frank Peczuh, Jr., Member, Price
Mr. Lane L. Thomas, Member, Spanish Fork
Ms. Ashley Waddoups, Member, Logan
Sydney M. Peterson, Secretary, Logan

As an active researcher, Cockett has received many awards and accolades throughout her career including a Young Scientist Award from the Western Section of the American Society of Animal Science (ASAS), the Utah Governor's Medal for Science and Technology (2004 and 2015) and one of USU's top honors, the D. Wynne Thorne Research Award.

After receiving her master's and doctorate in animal breeding and genetics from Oregon State University in 1983 and 1985, respectively, Cockett spent five years as a research geneticist at the United States Department of Agriculture, Agriculture Research Service U.S. Meat Animal Research Center in Clay Center, Nebraska. She joined Utah State University in 1990 as a researcher and assistant professor in the Department of Animal, Dairy and Veterinary Sciences in the College of Agriculture and Applied Sciences.

Cockett, who earned her bachelor's degree from Montana State in animal science in 1980, grew up on a beef cattle ranch in eastern Montana and is married to John Cockett, Director of Technology in USU's Emma Eccles Jones College of Education and Human Services. Noelle and John have two children, Dylan and Chantelle.



Utah State University Executive Committee (2017-18)

Noelle E. Cockett, President
Larry Smith, Interim Provost
Neil N. Abercrombie, Vice President, Government Relations
Douglas D. Anderson, Dean, Jon M. Huntsman School of Business
Jodi Bailey, Chief Audit Executive
Bradford R. Cole, Dean, Libraries
David T. Cowley, Vice President for Business & Finance
Beth E. Foley, Dean, Emma Eccles Jones College of Education & Human Services
Maura E. Hagan, Dean, College of Science
John H. Hartwell, Vice President and Director of Athletics
Eric S. Hawley, Chief Information Officer
H. Scott Hinton, President, USU Research Foundation
Craig D. Jessop, Dean, Caine College of the Arts
Jagath Kaluarachchi, Interim Dean, College of Engineering
Kimberly Lott, President, Faculty Senate
Chris Luecke, Dean, S.J. & Jessie E. Quinney College of Natural Resources
Mica McKinney, General Counsel
Mark R. McLellan, Vice President for Research; Dean, School of Graduate Studies
James D. Morales, Vice President for Student Services
Joe Peterson, Chancellor, College of Eastern Utah
Sydney M. Peterson, Chief of Staff, Secretary to the Board of Trustees
Michael Torrens, Director of Analysis, Assessment & Accreditation
Tim Vitale, Director, Public Relations & Marketing
Robert W. Wagner, Vice President for Academic & Instructional Services
Joseph P. Ward, Dean, College of Humanities & Social Sciences
Kenneth L. White, Vice President for Extension and Agriculture;
Dean, College of Agriculture & Applied Sciences



JOHN HARTWELL

**University Vice President/
Director of Athletics**

Since being named Vice President and Director of Athletics at Utah State on June 2, 2015, John Hartwell has cast his vision for Aggie Athletics, which embodies maximum effort academically, athletically and socially to ensure success in both the classroom and on the fields of competition.

Hartwell has also focused on maximizing and increasing the department's revenue streams, along with planning for future facility renovations, which includes Maverik Stadium and the Dee Glen Smith Spectrum.

In his brief time at Utah State, Hartwell has already rebranded the fundraising arm of Utah State Athletics with the creation of Aggies Unlimited, which puts all giving under one umbrella.

Utah State also entered into a new partnership with the Larry H. Miller Sports & Entertainment Group to be its flagship radio station for Aggie Athletics, which gives USU additional advertising opportunities throughout Cache Valley and the Wasatch Front, in addition to more control over each broadcast.

Additionally, Hartwell has overseen the completion of the \$36 million, 85,000-square foot West Stadium Center on the west side of Maverik Stadium, which includes 24 luxury suites, 20 loge boxes, over 700 covered club seats and a premium club area that is also used to host a student-athlete training table. Renovations also included new video boards on both the north and south ends of the stadium, along with a new public address system, while major concourse work significantly increased restrooms and upgraded concessions.

Under Hartwell's leadership, Utah State has seen unparalleled athletic success during the past two academic years, highlighted by its men's tennis program winning the school's first Mountain West regular season and tournament championships since joining the Conference in 2013. In fact, men's tennis has won back-to-back regular season championships the past two years, and advanced to the NCAA Tournament as a team in 2017 for the first time in program history as it finished the season with a school-record 23 wins and a final national ranking of No. 45.

Aggie softball has also seen increased success over the past two seasons as they finished the 2017 campaign with a 33-18 record, including a 14-9 Mountain West mark, and advanced to the National Softball Invitational, marking the program's first postseason appearance since 1993. In fact, those 33 overall wins and 14 league victories are its most since 1996, as USU finished the 2017 season tied for third place in the league.

Other Utah State sports that have excelled the past two seasons in the Mountain West include its men's track & field programs, as they finished

second at both the indoor and outdoor conference championships in 2016, and third at both championships during the 2017 academic year. Additionally, USU's football program played in a school-record fifth-straight bowl game in 2016.

Even more impressive is Utah State's continued successes by its student-athletes in the classroom as they have an 89 percent graduation success rate, which is the highest in the Mountain West, and a cumulative 3.196 grade-point average. During the 2016-17 academic year, USU had 148 student-athletes earn academic all-Mountain West honors, while 106 were named Mountain West Scholar-Athletes. Additionally, USU recognized 195 student-athletes at its annual Joe E. and Elma Whitesides Luncheon for earning a 3.2 or better GPA.

Hartwell came to Utah State after spending three years as the Athletics Director at Troy, where he laid the groundwork for the future of Trojan Athletics by spearheading several significant upgrades to its athletic facilities, including the addition of a new \$2 million practice facility for the golf teams, a \$3 million renovation and expansion of the softball facility and a \$2.1 million improvement to Veterans Memorial Stadium, while also securing funding for lights to be installed at the soccer and track complex. Hartwell also unveiled the North End Zone Project for Veterans Memorial Stadium, a \$25 million project that will be the new home for Trojan football.

Troy's athletics programs have also seen vast improvement on the fields of play due to Hartwell's leadership and oversight, including the football program that recorded its first 10-win season since joining the FBS and tied for the largest turnaround in the FBS in 2016, not to mention the Trojans being the first Sun Belt Conference team to ever appear in either the Associated Press or Coaches Poll. Men's basketball won the 2017 Sun Belt Conference Tournament and advanced to its first NCAA Tournament since 2003, while the women's basketball program has won back-to-back Sun Belt Tournament championships and appeared in two-straight NCAA Tournaments. Troy's golf programs have also excelled as the women's program has won three of the past four Sun Belt titles, while men's golf has advanced to three-straight NCAA Regionals. Troy's baseball team finished third in the Sun Belt in 2016 and defeated three ranked teams, including No. 5 Auburn.



The Hartwell Family: John, Heather, Lauren, Madison

Utah State Athletic Directors

(1950s-present)

H.B. Hunsaker	1955-63
Frank Williams	1964-72
Ladell Andersen	1973-82
Dave Kragthorpe	1983-84
Rod Tueller	1985-92
Chuck Bell	1993-97
Bruce Van De Velde	1998
Rance Pugmire	1999-2003
Randy Spetman	2004-2007
Scott Barnes	2008-2014
John Hartwell	2015-present

AGGIE ADMINISTRATION



Under Hartwell, Troy Athletics saw a significant enhancement in fundraising and external relations as he completely overhauled Troy's External Affairs division of the Athletics Department to increase revenues and enhance the fan and game day experience. As part of this makeover was the creation of a new external model, which included the addition of a Senior Associate Athletic Director for External Affairs; bringing corporate sponsorships in house with a partnership with Rockbridge Sports Group; and the development of the Troy Affinity Program to further engage Troy students in athletics.

Hartwell's strong business background also proved to be valuable at Troy as he negotiated a new footwear and apparel deal with Adidas, while also securing home-and-home football games with Duke and North Carolina State in addition to yielding a home basketball game with Mississippi. Hartwell's tenure at Troy also saw a record number of student-athletes earn a 3.0 grade-point-average, an upward trend in APR scores and additional staff positions in Troy's academic support department. During the 2014-15 academic year, Troy student-athletes finished with a 3.01 cumulative grade-point-average and over 57 percent of Troy's student-athletes had a 3.0 GPA or higher.

At Troy, Hartwell served on the NCAA Division I Basketball Issues Committee, the Division I-A Board of Trustees Executive Committee, and the NCAA Division I Council as the Sun Belt Conference representative. He has also been an instructor at the Division I-A Institute for aspiring athletic directors.

Prior to being the Director of Athletics at Troy, Hartwell spent nine-plus years at the University of Mississippi, where he was the Senior Executive Associate Athletics Director, serving as the number two administrator in athletics.

Hartwell served as the Treasurer and Chief Operating Officer of the Mississippi Athletic Association Foundation, a 501 (c)(3) organization that generated over \$17 million annually for the Ole Miss Athletics Department through priority seating and major gifts.

He was responsible for the day-to-day administrative oversight of the football, men's basketball and baseball programs, along with sport oversight of the softball and men's and women's track & field and cross country programs. Hartwell also oversaw the Rebels' business office, ticket office, equipment room, merchandise sales, concessions and football scheduling. Hartwell scheduled several marquee football games for the Rebels, including a home-and-home series with Texas that began in 2012.

Hartwell managed the growth of the Ole Miss athletic budget from \$26 million in the 2003 fiscal year to over \$47 million in the 2012 fiscal year. He

also chaired the search to hire men's basketball head coach Andy Kennedy in 2006. He was heavily involved in negotiations that increased revenues with contracts for apparel and footwear (Nike), merchandise sales (Sports Avenue/LIDS), concessions (Centerplate), wireless provider (C Spire) and video boards (Daktronics). He served on the Southeastern Conference Ticket Committee and started the annual SEC Chief Financial Officers Forum.

A 1987 graduate of The Citadel, the 52-year old Hartwell spent four-plus years as a certified public accountant with Ernst & Young before returning to his alma mater to serve as the Director of Internal Audit in 1991. From 1994 to 1997, he was in private business as the Chief Financial Officer for a \$36 million beverage distributor on the South Carolina coast.


Hartwell's direct experience in athletics administration began as the Assistant Athletics Director for Business at Georgia State in 1997. He was promoted to Associate Athletics Director for Internal Affairs in 1999, and his responsibilities expanded to include sport supervision for baseball, men's and women's golf, men's and women's track & field and cross country. He also had oversight over the Panthers' athletic facilities and game management in addition to his previous responsibilities of all financial aspects of the department. While at Georgia State, Hartwell earned a master's degree in sports administration.

Athletics has always been a big part of Hartwell's life, starting in high school where he was an all-state basketball selection at UMS-Wright in Mobile, Ala. The 6-foot-7 forward played alongside former North Carolina State and Alabama head coach Mark Gottfried in high school. Hartwell went on to play collegiately at The Citadel, where he was a three-year starter, a four-year letterman and captain of the team as a senior in 1987.

Hartwell is married to Dr. Heather Seale Hartwell, and they have two daughters, Lauren (8) and Madison (5). Hartwell also has a 25-year old son, Hunter, a Vanderbilt graduate who works for Deloitte Consulting.



AGGIE SUPPORT STAFF



Jessica Achatz
Assistant Trainer
435-797-3636



Mike Bair
Equipment
Coordinator
435-797-3255



Coleman Barnes
Assistant Vice
President &
Deputy AD
435-797-2060



James Bell
Assistant Equipment
Coordinator
435-797-3255



Joey Bergles
Assistant Strength
& Conditioning
435-797-3638



Jacob Boxx
Assistant Video
Coordinator
435-797-0079



Tyson Bybee
Staff Photographer
435-797-8584



Reed Capener
Assistant AD
Event Operations
435-797-7186



**Amber Rae
Childers**
Assistant AD
Academic Coordinator
435-797-3294



**Ronda
Christoffersen**
Business Manager
435-797-4174



Kyle Cottam
Assistant AD
Communications
435-797-2066



Landon Day
General Manager
Aggie Sports Properties
435-797-8989



Wade Denniston
Assistant Media
Relations Coordinator
435-797-1361



**Andrew
Dickinson**
Assistant AD
Major Gifts
435-797-2060




**Jessica
Dickinson**
Director of
Development
435-797-0637



Jana Doggett
Deputy AD / SWA
435-797-1850



Andi Dolinsky-Webb
Academic Coordinator
435-797-4471



Leah Dunagan
Assistant Trainer
435-797-3636



DJ Eckman
Event Coordinator
435-797-7186



Kalli Egbert
Staff Assistant
Basketball
435-797-9844



Dr. Brian Evans
Sr. Associate AD
Student Services
435-797-1868



Paul Finn
Assistant AD
Revenue Generation
435-797-1828



Jake Garlock
Associate AD
Compliance
Coordinator
435-797-1853



Bill Garren
Assistant AD
Video Coordinator
435-797-0079



Dr. Tye Harrison
Team Physician
435-716-2859



John Hartwell
Vice President &
Athletics Director
435-797-2060



Ed Heath
Faculty Representative
435-797-3306



Doug Hoffman
Associate AD
Media Relations
435-797-3714



Brandon Howard
Assistant Strength
& Conditioning Coach
435-797-3638



Shay Jeppsen
Administrative
Assistant
435-797-1850



Josh Knowles
Ticket Office
Account Executives
435-797-0348



Tyler Knowles
Director of
Marketing & Promotions
435-797-1360



David Land
Olympic Sports
Strength &
Conditioning Coach
435-797-3638



Sarah Landes
Partnership Services
Aggie Sports Properties
435-797-8989



**Megan
McCuiston**
Assistant Media
Relations Coordinator
435-797-5547




**Maggie
McInerney**
Associate AD
Business Affairs
435-797-1858



Laura McLane
Assistant Trainer
435-797-3636



Ryan McLane
Assistant AD
Marketing & Promotions
435-797-1360



Adam Moore
Assistant Multimedia
Coordinator
435-797-0382



Sarah Moore
Academic
Coordinator
435-797-7551



Jimmy Moore
Assistant AD
Special Projects
435-797-7101



Natalie Norris
Director of
Sports Nutrition
435-797-0348



Jill Ochsenbein
Travel Coordinator
435-797-1851



Rick Parker
Staff Photographer
435-797-8584



Andrea Patton
Learning Specialist
435-797-2740




Samuel Philhower
Compliance Coordinator
435-797-9448



Katie Piula
Assistant Ticket
Manager
435-797-0307



Brandy Saunders
Staff Assistant
Football
435-797-1870



Dave Scholz
Head Strength
& Conditioning Coach
435-797-3638



KC Smurthwaite
Major Gifts Officer
435-797-3456



Jamie Sweeten
Assistant Director of
Development
435-797-1850



**Nicole
Troumbley**
Spirit Squad
435-797-3384



Harrison Walker
Ticket Office
Account Executives
435-797-0348



Brandon Wells
Assistant Trainer
435-797-3636



Steve Wiley
Inventory Control
435-797-3255



Mike Williams
Associate AD
Head Athletics Trainer
435-797-3636



Karen Yindeepit
Insurance Coordinator
435-797-8030



Utah State Women's Basketball

THE MOUNTAIN WEST

THIS IS THE MOUNTAIN WEST

From its inception in 1999, the Mountain West has been committed to excellence in intercollegiate athletics, while promoting the academic missions of its member institutions. Progressive in its approach, the MW continues to cultivate opportunities for student-athletes to compete at the highest level, while fostering academic achievement and sportsmanship. Now in its 18th year, the MW has been assertive in its involvement with the NCAA governance structure and has taken a leadership role in the overall administration of intercollegiate athletics.

The Mountain West has marked several achievements during its first 17 years, most notably becoming the first to establish a sports television network dedicated solely to an intercollegiate athletic conference (The Mtn.). The Mountain West also was the first to experiment with the coaches' challenge in the college football instant replay system, and was the first non-automatic-qualifying BCS conference to participate in four BCS bowl games, winning three. In the inaugural year of the new College Football Playoff system, Boise State earned the automatic slot into a New Year's Six bowl game as the highest-ranked champion from the Group of Five 5 conferences. The Broncos defeated then 10th-ranked Arizona 38-30 in the VIZIO Fiesta Bowl. In 2011-12, the Mountain West was among the first conferences to implement a league-wide state-of-the-art basketball instant replay system.

The Mountain West is noted for its geographic diversity. Some of the most beautiful terrain and landscapes in the nation can be found within Mountain West boundaries, including the majestic Rocky Mountain range, which borders five MW institutions (Air Force, Boise State, Colorado State, New Mexico and Utah State). The high plains of Wyoming (elevation 7,220 feet – the highest Division I campus in the nation) contrast with the desert cities of Las Vegas and Reno, home to UNLV and Nevada, respectively, while Fresno State, San Diego State and San Jose State add a West coast influence with their locations in Central, Southern and Northern California. The inclusion of the Hawai'i football program extends the Mountain West footprint to the beautiful islands in the Pacific Ocean, while the addition of the women's soccer program at Colorado College gives the MW an additional presence in the Rocky Mountains.

HISTORY OF THE MOUNTAIN WEST

The Mountain West was conceived on May 26, 1998, when the presidents of eight institutions — Air Force, BYU, Colorado State, New Mexico, San Diego State, UNLV, Utah and Wyoming — decided to form a new NCAA Division I-A intercollegiate athletic conference. The split from a former 16-team conference re-established continuity and stability among the membership within the new league and signaled the continuation of its tradition-rich, long-standing athletic rivalries. Three of the MW's eight original members have been conference rivals since the 1960s (New Mexico, Wyoming and Colorado State), while San Diego State (1978) and Air Force (1980) were longtime members as well. UNLV and TCU entered the fold in 1996 and the Rebels continued as one of the original eight institutions that formed the MW in 1999. TCU re-joined the group with its first year of competition in the Mountain West in 2005-06. With conference realignment sweeping the nation in recent years, the MW has been proactive in addressing membership changes. Boise State University joined the Mountain West in 2011-12, followed by Fresno State and the University of Nevada on July 1, 2012. Also on July 1, 2012, the University of Hawai'i became a football-only member of the Conference. On July 1, 2013, the Mountain West further expanded when San José State University and Utah State University joined the Conference, bringing to 11 the number of full-time member institutions and 12 football-playing members. On July 1, 2014, the Colorado College women's soccer program became the first non-football affiliate member of the Mountain West, expanding that sport to 12 Conference participants.

When the Mountain West officially began operations on July 1, 1999, the new league had in place a seven-year contract with ESPN, giving the broadcaster exclusive national television rights to MW football and men's basketball, and three-year agreements to send the league's football champion to the Liberty Bowl and a second team to the Las Vegas Bowl. Commissioner Thompson also arranged a third bowl tie-in each of the first three seasons (1999 Motor City, 2000 Silicon Valley, 2001 New Orleans) before securing a four-year deal with the Emerald Bowl in San Francisco in 2002.

Entering the 2016 season, the MW has six contracted bowl affiliations – the Las Vegas Bowl, San Diego County Credit Union Poinsettia Bowl, Hawai'i Bowl, Famous Idaho Potato Bowl, Gildan New Mexico Bowl and NOVA® Home Loans Arizona Bowl. The league also has a secondary agreement with the Cactus Bowl.

An innovator in the postseason bowl structure, the MW engineered many "firsts," as league teams have participated in six inaugural bowl games (2000 Silicon Valley, 2001 New Orleans, 2002 San Francisco (Emerald), 2005 Poinsettia, 2006 New Mexico, 2015 Arizona), as well as placing the first non-automatic-qualifying FBS team into a BCS bowl game with Utah's appearance in the 2005 Tostitos Fiesta Bowl and into the College Football Playoff (CFP) with Boise State's selection to the 2014 Tostitos Fiesta Bowl.



MOUNTAIN WEST COMPOSITE SCHEDULE

Sunday, December 17

Nebraska at San José State	1 p.m.
Fresno State at San Francisco	3 p.m.

Monday, December 18

Prairie View A&M at Colorado State	7 p.m.
Washington State at Boise State	7 p.m.
Utah at Utah State	7 p.m.

Wednesday, December 20

Weber State at Fresno State	1 p.m.
Louisville at Air Force	1 p.m.
<i>Duel in the Desert (Cox Pavilion, Las Vegas)</i>	
Mississippi State at UNLV	3:30 p.m.
Lamar at New Mexico	7 p.m.
CSU Bakersfield at Boise State	7 p.m.
Southern Oregon at San José State	8 p.m.

Thursday, December 21

Morgan State at Colorado State	Noon
Wyoming at Duke	5 p.m.
St. Francis (Pa.) at Boise State	5:30 p.m.

Friday, December 22

<i>Duel in the Desert (Cox Pavilion, Las Vegas)</i>	
Syracuse at UNLV	3:30 p.m.
San Diego State at UC Santa Barbara	8 p.m.

Thursday, December 28

New Mexico at Air Force*	6 p.m.
Boise State at Colorado State*	7 p.m.
Fresno State at Nevada*	7:30 p.m.
Wyoming at San Diego State*	7:30 p.m.
Utah State at San José State*	8 p.m.

Saturday, December 30

UNLV at Boise State*	1 p.m.
Fresno State at Air Force*	1 p.m.
San José State at Colorado State*	2 p.m.
San Diego State at Utah State*	2 p.m.
Nevada at New Mexico*	6 p.m.

Wednesday, January 3

Nevada at Wyoming*	6:30 p.m.
San José State at UNLV*	7 p.m.
Boise State at New Mexico*	7 p.m.
Colorado State at San Diego State*	7:30 p.m.
Utah State at Fresno State*	8 p.m.

Saturday, January 6

Wyoming at Boise State*	2 p.m.
UNLV at Utah State*	2 p.m.
Colorado State at Fresno State*	3 p.m.
Air Force at Nevada*	3 p.m.
New Mexico at San José State*	3 p.m.

Wednesday, January 10

New Mexico at Wyoming*	6:30 p.m.
Air Force at UNLV*	7 p.m.
Fresno State at Boise State*	7 p.m.
Utah State at Colorado State*	7 p.m.
San Diego State at San José State*	8 p.m.

Saturday, January 13

San José State at Air Force*	1 p.m.
Boise State at San Diego State*	2 p.m.
Fresno State at New Mexico*	2 p.m.
Wyoming at Colorado State*	2 p.m.
Nevada at Utah State*	2 p.m.

Wednesday, January 17

UNLV at New Mexico*	7 p.m.
Colorado State at Air Force*	7 p.m.
Boise State at Utah State*	7 p.m.
San José State at Nevada*	7:30 p.m.
San Diego State at Fresno State*	8 p.m.

Saturday, January 20

New Mexico at San Diego State*	2 p.m.
Utah State at Wyoming*	2 p.m.
Nevada at Boise State*	2 p.m.
Air Force at Fresno State*	3 p.m.
Colorado State at UNLV*	4 p.m.

Wednesday, January 24

Fresno State at UNLV*	7 p.m.
Utah State at Air Force*	7 p.m.
San Diego State at Colorado State*	7 p.m.
Wyoming at Nevada*	7:30 p.m.
Boise State at San José State*	8 p.m.

Saturday, January 27

UNLV at San Diego State*	2 p.m.
San José State at Wyoming*	2 p.m.
Air Force at Boise State*	2 p.m.
New Mexico at Colorado State*	2 p.m.
Fresno State at Utah State*	2 p.m.

Wednesday, January 31

Colorado State at Wyoming*	6:30 p.m.
Utah State at New Mexico*	7 p.m.
Nevada at Fresno State*	8 p.m.
UNLV at San José State*	8 p.m.

Saturday, February 3

San Diego State at Air Force*	1 p.m.
San José State at New Mexico*	2 p.m.
Wyoming at Fresno State*	3 p.m.
Colorado State at Nevada*	3 p.m.
Boise State at UNLV*	4 p.m.

Wednesday, February 7

Fresno State at San Diego State*	1 p.m.
Nevada at UNLV*	7 p.m.
New Mexico at Boise State*	7 p.m.
Air Force at Colorado State*	7 p.m.
Wyoming at Utah State*	7 p.m.

Saturday, February 10

Nevada at San Diego State*	2 p.m.
Air Force at New Mexico*	2 p.m.
UNLV at Wyoming*	2 p.m.
Utah State at Boise State*	2 p.m.
Colorado State at San José State*	3 p.m.

Wednesday, February 14

San Diego State at Wyoming*	6:30 p.m.
UNLV at Air Force*	7 p.m.
New Mexico at Utah State*	p.m.
Boise State at Nevada*	7:30 p.m.
San José State at Fresno State*	8 p.m.

Saturday, February 17

Boise State at Air Force*	1 p.m.
Fresno State at Colorado State*	2 p.m.
Wyoming at San José State*	3 p.m.
Utah State at Nevada*	3 p.m.
San Diego State at UNLV*	4 p.m.

Wednesday, February 21

Wyoming at New Mexico*	7 p.m.
Colorado State at Boise State*	7 p.m.
Air Force at San Diego State*	7:30 p.m.
UNLV at Fresno State*	8 p.m.
Nevada at San José State*	8 p.m.

Saturday, February 24

San José State at San Diego State*	2 p.m.
Fresno State at Wyoming*	2 p.m.
Air Force at Utah State	2 p.m.
Nevada at Colorado State*	2 p.m.
New Mexico at UNLV*	4 p.m.

Tuesday, February 27

Colorado State at New Mexico*	7 p.m.
Wyoming at Air Force*	7 p.m.
San Diego State at Boise State*	7 p.m.
San José State at Utah State*	7 p.m.
UNLV at Nevada*	7:30 p.m.

Friday, March 2

Boise State at Wyoming*	6:30 p.m.
Utah State at UNLV*	7 p.m.
San Diego State at Nevada*	7:30 p.m.
New Mexico at Fresno State*	8 p.m.
Air Force at San José State*	8 p.m.

2018 MOUNTAIN WEST CHAMPIONSHIP

Thomas & Mack Center, Las Vegas, Nev.

Monday, March 5

MW Women's First Round #1	3 p.m.
MW Women's First Round #2	5:30 p.m.
MW Women's First Round #3	8 p.m.

Tuesday, March 6

MW Women's Quarterfinal #1	1 p.m.
MW Women's Quarterfinal #2	3:30 p.m.
MW Women's Quarterfinal #3	7 p.m.
MW Women's Quarterfinal #4	9:30 p.m.

Wednesday, March 7

MW Women's Semifinal #1	7:30 p.m.
MW Women's Semifinal #2	10 p.m.

Friday, March 9

MW Women's Championship	1 p.m.
-------------------------	--------