



UTA LADY MAVERICK BASKETBALL

#DecideToAdvance



UT ARLINGTON LADY MAVERICK BASKETBALL

#DecideToDance



0 SR
**Cierra
JOHNSON**
Guard




1 JR
**Laurynn
MCGOWEN**
Point Guard



2 JR
**Lauren
BILLIE**
Guard



3 SR
**Crystal
ALLEN**
Guard



5 SR
**Miranda
LEJUNE**
Point Guard



10 JR
**Zhane
TEMPLETON**
Guard



11 SR
**Shelby
RICHARDS**
Guard



12 SO
**Brooke
ALEXANDER**
Guard



13 JR
**Daiane
MACHADO**
Forward




22 FR
**Jennifer
PARKER**
Forward



24 SO
**Aysia
EVANS**
Guard



33 FR
**Kelsey
JOHNSON**
Forward



40 FR
**Michaela
WRIGHT**
Center



44 SR
**Rebekah
VANDIJK**
Center



**Krista
GERLICH**
Head Coach



**Kristin
COLE**
Associate Head Coach



**Ashley
CRAWFORD**
Assistant Coach



**Talby
JUSTUS**
Assistant Coach



**Jordan
VESSELS**
Dir. of Operations

QUICK FACTS/TABLE OF CONTENTS



2017-18 PREVIEW..... 3	2016-17 IN REVIEW..... 34
College Park Center 4	Final Stats..... 34
Schedule..... 5	Conference Stats..... 35
Roster 6	Game-By-Game 36
Sun Belt Conference 7	Team Leaders..... 37
SBC Championship 8	Game Highs/Lows 39
	Game Splits 43
COACHING STAFF..... 10	UTA RECORDS..... 44
Krista Gerlich..... 10	Year-by-Year Leaders..... 44
Kristin Cole 12	Individual Season Records..... 46
Ashley Crawford 13	Individual Career Records 47
Talby Justus..... 14	Maverick 1,000-Point Club 48
Jordan Vessels/Support..... 15	Individual Game Records 51
RETURNERS 16	Team Game Records..... 51
Crystal Allen..... 16	Team Season Records 51
Lauren Billie..... 18	All-Time Coaching Records..... 52
Aysia Evans..... 20	Miscellaneous Records 53
Cierra Johnson 22	Honors and Awards 54
Miranda LeJune 24	PROGRAM HISTORY 55
Shelby Richards 26	All-Time Roster..... 55
Rebekah VanDijk 28	Year-by-Year Summaries..... 57
NEWCOMERS/RED SHIRTS..... 30	Year-by-Year Team Stats..... 58
Brooke Alexander 30	Year-by-Year Opponents Stats... 59
Kelsey Johnson 30	Year-by-Year Results..... 60
Daiane Machado 31	All-Time Series Results Overall.. 66
Laurynn McGowen 31	All-Time Head-to-Head Results.. 68
Jennifer Parker 32	Postseason Results..... 77
Zhane Templeton..... 32	
Michaela Wright..... 33	

UT ARLINGTON LADY MAVERICK QUICK FACTS

GENERAL

Name University of Texas at Arlington
 City/Zip Arlington, Texas 76019
 Founded 1895 (Senior College 1959)
 Enrollment 51,000
 Nickname Mavericks
 School Colors Royal Blue, Orange and White
 Affiliations NCAA Division I
 Conference Sun Belt Conference
 President Dr. Vistasp Karbhari
 Director of Athletics..... Jim Baker
 Assoc. AD/SWA Debbie Garcia
 Athletic Dept. 817-272-2261

HISTORY

First Year of W. Basketball..... 1972-73
 Overall All-Time Record..... 624-656
 No. Years in NCAA Tournament ... 2 (2006, 2004)
 WNIT Appearances..... 3 (2017, 2008, 1998)

ARENA

Home Arena..... College Park Center
 All-Time CPC Record 35-42
 Capacity..... 7,000
 Press Row (817) 272-3795

COACHING STAFF

Head Coach..... Krista Gerlich
 Alma Mater Texas Tech, 1993
 Record at UTA (Yrs.)..... 58-73 (5)
 Overall Record (Yrs.)..... 226-115 (12)
 Office Phone..... (817) 272-7165
 Associate Head Coach . Kristin Cole, Notre Dame
 Assistant Coaches Ashley Crawford, Lamar
 Talby Justus, Tabor
 Director of Operations . Jordan Vessels, WT A&M

TEAM INFORMATION

2016-17 Overall Record 22-9
 Sun Belt Conference Record 14-4 (2)
 Starters Returning/Lost..... 3/2
 Letterwinners Returning/Lost..... 7/5
 Newcomers..... 5

ATHLETIC COMMUNICATIONS

Assistant Director Michael Eldridge
 (W. Basketball, Softball, M/W Tennis)
 Office Phone..... (817) 272-7168
 Email..... michael.eldridge@uta.edu
 Twitter @dfwsportsmike

Associate Athletics Director Richard Kilwien
 (Men's Basketball, Golf)
 Office Phone..... (817) 272-2239
 Email..... richard.kilwien@uta.edu

Assistant Director Brent Ingram
 (Volleyball, Baseball)
 Office Phone..... 817-272-2212
 Email..... brent.ingram@uta.edu

Assistant Bryce Bennett
 (Softball)
 Office Phone..... (817)-272-2212

Assistant Drew Harris
 (Track and Field, Cross Country)
 Office Phone..... (254) 716-8573


PREVIEW

TEAM

LAST SEASON

RECORDS

HISTORY



COLLEGE PARK CENTER

The \$78 million, 218,000-square-foot facility is a transformational jewel for the campus of over 33,000 students and a catalyst for revitalization in the city's central business district. It provides a home court for the university's basketball and volleyball teams and also gives the city of Arlington a signature facility for high-profile events and entertainment, conferences, and community activities.

Located between Second and Third streets east of Spaniolo Drive (formerly South Pecan Street), College Park Center can accommodate up to 6,750 guests for a center-stage concert and 7,000 for traditional court-based athletics events. The state-of-the-art practice and competition facility creates opportunities to schedule high-profile competitions, enhance recruiting, and attract significantly larger audiences and media coverage.

Arlington Partnership

College Park Center's location was strategically chosen to help lure the Arlington community downtown. The city has made it a priority to breathe new life into the area, already adding entertainment, retail, and dining opportunities. The Center is expected to provide the tipping point the city needs, catalyzing many of these initiatives and having a ripple effect on downtown revitalization efforts and campus life development, ultimately accelerating and enriching both.

Built to a Higher Standard

Designed by HKS Inc., College Park Center is expected to meet LEED (Leadership in Energy and Environmental Design) Gold standards, incorporating many energy-efficient features including low-emittance glazed windows, a highly reflective roof that reduces the solar load on the building, and a low-use water system. The building incorporates regional materials and includes native landscaping.

The exterior mixes brick and stone exteriors with windows that stretch nearly the full height of the 50-foot building. The building is oriented to allow natural light to flow onto the concourses.

Year-by-Year Lady Mavs Home Record

Season	Games	W	L	Pct.
2016-17	14	11	3	.786
2015-16	15	7	8	.466
2014-15	15	10	5	.666
2013-14	14	3	11	.214
2012-13	14	3	11	.214
2012*	5	1	4	.200
5 Seasons	77	35	42	.455

*CPC opened Feb. 1, 2012

Top Crowds At College Park Center (UTA only)

Event	Att.	Date	Opponent	Result
1. MBB	6,421	11/16/12	Oklahoma	L, 63-59
2. MBB	6,336	3/22/17	CSU Bakersfield (NIT)	L, 80-76
3. MBB	6,228	2/1/12	UTSA	W, 67-66
4. MBB	6,105	12/3/15	North Texas	W, 90-67
5. MBB	5,390	3/20/17	Akron (NIT)	W, 85-69
6. MBB	5,272	2/11/12	Texas State	W, 73-53
7. WBB	5,011	2/9/17	Little Rock	L, 58-49
8. MBB	5,033	1/23/16	Little Rock	L, 68-62
9. MBB	4,837	3/2/13	Utah State	W, 61-46
10. MBB	4,824	11/15/13	Cleveland St.	L, 83-73



2017-18 SCHEDULE

PREVIEW

TEAM

LAST SEASON

RECORDS

HISTORY



Schedule Quick Hits*

Games	29
Nonconference	11
Conference	18
States Traveled.....	10
Cities Visited.....	11
Flights	7
Time Zones.....	3

*Not including CR17 Summer Tour

Date	Opponent	Location	Time (CT)
AUGUST			
15	Univ. of Ottawa # (Exhibition)	San Jose, Costa Rica	3 p.m.
16	Univ. of Ottawa # (Exhibition)	San Jose, Costa Rica	3 p.m.
17	Costa Rica National Team # (Exhibition)	San Jose, Costa Rica	6 p.m.
18	Costa Rica National Team # (Exhibition)	San Jose, Costa Rica	7 p.m.
NOVEMBER			
11	Incarnate Word^	College Park Center	2:30 p.m.
13	Oral Roberts	College Park Center	7 p.m.
15	UTSA	San Antonio, Texas	7 p.m.
19	SMU	College Park Center	2 p.m.
24	Fresno State	College Park Center	2 p.m.
27	Utah	Salk Lake City, Utah	7 p.m.
DECEMBER			
1	Houston	College Park Center	7 p.m.
6	Kansas State	Manhattan, Kan.	7 p.m.
10	Georgia Tech	Atlanta, Ga.	1 p.m.
17	Arkansas	Fayetteville, Ark.	2 p.m.
21	San Francisco	College Park Center	4:30 p.m.
29	Coastal Carolina*	Conway, S.C.	4 p.m.
31	Appalachian State*	Boone, N.C.	12 p.m.
JANUARY			
4	Troy*	College Park Center	5 p.m.
6	South Alabama*	College Park Center	2 p.m.
11	Little Rock*	Little Rock, Ark.	5 p.m.
13	Arkansas State*	Jonesboro, Ark.	3 p.m.
18	Louisiana*	College Park Center	5 p.m.
20	ULM*	College Park Center	2 p.m.
25	Georgia State*	Atlanta, Ga.	4 p.m.
27	Georgia Southern*	Statesboro, Ga.	11 a.m.
FEBRUARY			
1	Appalachian State*	College Park Center	5 p.m.
3	Coastal Carolina*	College Park Center	2 p.m.
10	Texas State*	College Park Center	2 p.m.
15	ULM*	Monroe, La.	5 p.m.
17	Louisiana*	Lafayette, La.	4 p.m.
22	Georgia Southern*	College Park Center	11:30 a.m.
24	Georgia State*	College Park Center	2 p.m.
MARCH			
3	Texas State*	San Marcos, Texas	2 p.m.
TBA	Sun Belt Championship	New Orleans, LA	TBA

Home games in bold | * - Sun Belt Conference Game | # - Costa Rica Summer Tour | ^ Homecoming

2017-18 LADY MAVS ROSTER

PREVIEW

TEAM

LAST SEASON

RECORDS

HISTORY

No.	NAME	HT	POS	CL/EXP	Hometown / Last School
0	Cierra Johnson	5-9	G	SR-3L	Bedford, Texas/LD Bell
1	Laurynn McGowen	5-6	PG	JR-TR	Arlington, Texas/New Mexico JC
2	Lauren Billie	5-6	G	JR-2L	Tulsa, Okla./East Central
3	Crystal Allen	5-9	G	SR-1L	Fort Worth, Texas/Seattle U
5	Miranda LeJune	5-6	PG	SR-2L	Pearland, Texas/San Jacinto College-North
10	Zhane Templeton	5-10	G	JR-TR	Grand Prairie, Texas/Gonzaga
11	Shelby Richards	5-8	G	SR-1L	South Jordan, Utah/Odessa Junior College
12	Brooke Alexander	6-0	G	SO-TR	Frisco, Texas/Liberty
13	Daiane Machado	6-1	F	JR-TR	Curitiba, Brazil/New Mexico JC
22	Jennifer Parker	6-2	F	FR-HS	Leander, Texas/Rouse
24	Aysia Evans	5-6	G	SO-1L	Tulsa, Okla./Broken Arrow
33	Kelsey Johnson	6-3	F	FR-RS	Washington, Okla./Washington
40	Michaela Wright	6-5	C	FR-HS	Columbia, Mo./Father Tolton Catholic
44	Rebekah VanDijk	6-5	C	SR-3L	Nazareth, Texas/Nazareth

Coaching Staff / Support Staff

Krista Gerlich	Head Coach
Kristin Cole	Associate Head Coach
Ashley Crawford	Assistant Coach / Recruiting Coordinator
Talby Justus	Assistant Coach
Jordan Vessels	Director of Operations
Michael Eldridge	Sports Information Director
Ashley Hammond	Manager
Amanda Miller	Manager
Dian Crews	Manager

BY STATE / COUNTRY

BY CLASS

Brazil (1)

Daiane Machado

Missouri (1)

Michaela Wright

Oklahoma (3)

Lauren Billie

Aysia Evans

Kelsey Johnson

Texas (8)

Brooke Alexander

Crystal Allen

Cierra Johnson

Laurynn McGowen

Miranda LeJune

Jennifer Parker

Zhane Templeton

Rebekah VanDijk

Utah (1)

Shelby Richards

Seniors (5)

Crystal Allen

Cierra Johnson

Miranda LeJune

Shelby Richards

Rebekah VanDijk

Juniors (4)

Lauren Billie

Christina Devers

Daiane Machado

Zhane Templeton

Sophomores (2)

Brooke Alexander

Aysia Evans

Freshmen (3)

Kelsey Johnson

Jennifer Parker

Michael Wright



The Sun Belt Conference has been part of the collegiate athletics landscape for four decades, and in that time there may not be another conference that can match the Sun Belt's innovation, vision and progressive thinking.

This is, after all, the league that initiated basketball's shot clock ... the league that was the first to partner with a fledgling ESPN cable television entity that is now the "worldwide leader" ... the league that went against the status quo and inaugurated football to start the century, the first already-existing Division I conference to ever take that step ... and the league that is on the forefront of "new media" and internet-based advancement.

The Sun Belt is all about being progressive – change for the better. The league's embracing of innovations and advancements, its constant efforts to adapt in the ever-changing world of college athletics, and its continuing process of evolving to better serve its membership has been well documented since the day the conference was founded in 1976.

But one thing hasn't changed: Since that founding, the Sun Belt Conference has always been a league of opportunity. Athletic and academic programs who have shown progressive thinking and the desire to improve have always found a home in the Sun Belt.

More importantly, opportunities exist for student-athletes in the Sun Belt in untold numbers. The league is not a member of the heralded "autonomous five" group of conferences, but it does share the table as part of the NCAA's powerful 24-member Board of Directors. In other words, the conference has a voice in determining the future as college sports continues to change and evolve. It is a decision-maker, along with being a trail-blazer.

And opportunity is not a word that the Sun Belt takes lightly. The conference is uniquely positioned to provide opportunities for its institutions and student-athletes that the "autonomous five" leagues and schools often cannot.

Last December, there were three teams in the Football Bowl Subdivision (FBS) that played their first-ever bowl game. All three were members of the Sun Belt Conference – Appalachian State, Georgia Southern and Georgia State.

For student-athletes, Sun Belt institutions are leaders in providing career services and the tools to assist in the pursuit of personal goals. Sun Belt members all employ full-time academic advisors and have on average more than 20 tutors for academic support. During the 2015-16 academic year, Sun Belt member institutions awarded over \$50 million in scholarships to more than 3,100 student-athletes, while also providing life experiences such as team building, domestic and foreign travel, community service, mentoring, and recognition through honors and awards.

The league's success extends past football, though. When Little Rock upset fifth-seeded Purdue in the first round of last March's NCAA Men's Basketball Tournament, the Sun Belt became one of 12 leagues – out of 32 with automatic qualifiers – to have a team win a tournament game in each of the last two seasons (joining the ACC, AAC, A-10, Big 12, Big East, B1G, C-USA, MVC, SEC, WCC).

The Sun Belt and the Pac-12 were the only leagues to have members win an NCAA Tournament game and also post wins in two other postseason tournaments in 2015, and added an NCAA win and another postseason win this past season.

	Appalachian State Mountaineers Boone, N.C.
	Arkansas State Red Wolves Jonesboro, Ark.
	Coastal Carolina Chanticleers Conway, S.C.
	Georgia Southern Eagles Statesboro, Ga.
	Georgia State Panthers Atlanta, Ga.
	Little Rock Trojans Little Rock, Ark.
	Louisiana Ragin' Cajuns Lafayette, La.
	South Alabama Jaguars Mobile, Ala.
	Texas State Bobcats San Marcos, Texas
	Troy Trojans Troy, Ala.
	ULM Warhawks Monroe, La.
	UT Arlington Lady Mavericks Arlington, Texas

PREVIEW

TEAM

LAST SEASON

RECORDS

HISTORY



SUN BELT CHAMPIONSHIP

LAKEFRONT ARENA // NEW ORLEANS, LA.

“The Big Easy” will continue to be home to the Sun Belt Conference’s annual men’s and women’s basketball championships through the 2019 season.

The conference announced in June that New Orleans’ Lakefront Arena will host the 2018 and 2019 editions of the tournament. New Orleans has served as the host city since 2014. The conference also announced the format for the 2017 Sun Belt Championship presented by First Bank and Trust - that will include all 12 members of the Sun Belt.

“New Orleans represents a showcase platform for the Sun Belt Conference Basketball Championships,” said Sun Belt Conference Commissioner Karl Benson. “Our student-athletes and fans will continue enjoy to a first-class basketball experience at Lakefront Arena while also having the unique opportunity to experience a world-renowned city. I applaud the coaches, athletic directors, and presidents and chancellors for making this decision.”

New Orleans was originally selected as the host city in the fall of 2012, with Lakefront Arena serving as the venue for the tournament on a three-year contract. The first tournament was held in the city in 2014. In the fall of 2015, the conference membership voted to add an additional year to the existing contract to extend the partnership through March 2017. In addition, the membership agreed in the fall of 2015 to include all members in the tournaments rather than limiting the field to eight teams. The 2017 tournament will be the first year that all members will bring both their men’s and women’s basketball programs to New Orleans.

Year-by-Year Record (1-3; .250)

Season	Games	W	L	Pct.
2016-17	2	1	1	.500
2015-16	1	0	1	.000
2014-15	1	0	1	.000
2013-14	DNQ			
3 App.	4	1	3	.250



LAKEFRONT ARENA //

Lakefront Arena has set the standard in the metro-New Orleans area in providing a venue for sports and concerts. Events are intimately presented whether the performance is in 3000, 10000 or anything in between. Because of the excellent acoustics and the intimacy of design, the Arena has maintained the reputation that there is no bad seat in the house. Each patron feels close to the performer and the action!

This truly multi-purpose facility is operated by The University of New Orleans by a professional staff with extensive and proven entertainment management experience. It is located on the East Campus, less than a mile away from the University main campus. The 90 acre grounds on which the Arena is situated are ideal for an outdoor event or festival.



2018 SUN BELT WOMEN'S BASKETBALL CHAMPIONSHIP

MARCH 6-11 • LAKEFRONT ARENA • NEW ORLEANS, LA

PRESENTED BY FIRST BANK AND TRUST

FIRST ROUND | TUES 3/6

QUARTERFINALS | THURS 3/8

SEMIFINALS | SAT 3/10

FINAL | SUN 3/11

PREVIEW

TEAM

LAST SEASON

RECORDS

HISTORY



FOLLOW THE #FUNBELT

- [/SUNBELTCONFERENCE](#)
- [@SUNBELT](#)
- [SUNBELTSPORTS](#)
- [@SUNBELT](#)
- [@SUNBELT](#)
- [/SUNBELTSPORTS](#)

SBC Preseason Coaches Poll

Preseason All-SBC First Team

Rk.	University (1st Place)	Points
1.	UTA (7)	136 pts
2.	Little Rock (2)	125 pts
3.	Troy (2)	119 pts
4.	Louisiana (1)	116 pts
5.	Texas State	89 pts
6.	Arkansas State	71 pts
7.	South Alabama	70 pts
8.	Georgia State	65 pts
9.	Appalachian State	50 pts
10.	Georgia Southern	48 pts
11.	Coastal Carolina	33 pts
12.	ULM	14 pts



- Player (School)**
 Madi Story (Appalachian State, Guard, Sr.)
 Simone Fields (Louisiana, Forward, Sr.)
 Chyna Ellis (South Alabama, Center, Sr.)
Cierra Johnson (UTA, Guard, Sr.)
Rebekah VanDijk (UTA, Center, Sr.)

Preseason All-SBC Second Team

- Player (School)**
 Jada Lewis (Georgia State, Guard, So.)
 Gabriella Cortez (ULM, Forward, Sr.)
 Taeler Deer (Texas State, Guard, Sr.)
 Toshua Leavitt (Texas State, Guard, Jr.)
 Amanda Mendoza (Troy, Guard, Sr.)

Preseason All-SBC Third Team

- Player (School)**
 Madison Newby (Georgia State, Guard, So.)
 Jasmine Thomas (Louisiana, Guard, So.)
 Genesis Perrymond (South Alabama, Guard, Sr.)
Crystal Allen (UTA, Guard, Sr.)
 Ericka May (Texas State, Forward, Sr.)

2017-18 SBC Preseason Player of the Year
 Rebekah VanDijk, UTA



GERLICH BY THE NUMBERS

226 CAREER
WINS
48 WHILE AT UTA

.658 CAREER
WINNING
PERCENTAGE

4 NCAA
TOURNAMENT
APPEARANCES
NCAA DIVISION II (07,08,09,10)

3 CONFERENCE
CHAMPIONSHIPS
2008, 2009, 2010

17 WIN TURNAROUND
BETWEEN 2013-14
AND 2014-15
LARGEST IN NCAA DIVISION I

KRISTA GERLICH

HEAD COACH | TEXAS TECH (1993)

5th season | Overall: 226-1115 | Record at UTA: 58-73

Krista Gerlich has guided a resurgence for the Lady Mavericks since being named head coach on April 11, 2013.

Guiding UTA between a motto of "Change 4 Championships" and "Decide to Dance", Gerlich has helped the Lady Mavericks set their sights on becoming a power in the Sun Belt Conference. The Lady Mavs reached the SBC semifinals in 2016-17, a first since 2009, and earned the program's third all-time bid into the Women's NIT. The program had the third most wins in program history at 22 and finished with the second-best winning percentage. The Lady Mavs also picked up their first-ever votes in the USA Today Coaches' Poll after a 5-0 start, the best since 1977.

The record-breaking campaign saw Rebekah VanDijk become the program's 18th player to be a member of the 1,000-point club as the first-team All-SBC selection had a career season. Cierra Johnson was named the SBC Defensive Player of the Year as the up-tempo defense helped Johnson lead the league in steals per game and come within just one steal of the single-season record.

Also a first in program history, Gerlich's squad posted a winning record in every month of the season, something that had not done prior.

UTA has earned three consecutive trips to the Sun Belt Conference Championship tournament, as well as garnering an invitation to the 2015 Women's Preseason National Invitation Tournament. The Lady Mavericks went from just four wins in 2013-14 to a 17-win campaign in the 2014-2015 season, setting a record for largest single-season increase in the program's history, and equaling the largest turnaround in NCAA Division I between the 2013-14 and 2014-15 seasons.

During the 2014-15 season, VanDijk was named the Sun Belt Freshman of the Year, as well as VanDijk earned a second-team selection to join Desherra Nwanguma as Gerlich's first pair of all-conference team selections while at UTA.

The Lady Mavericks battled through an injury-riddled 2015-16 campaign to post a 15-16 record. The team finished 34th nationally in scoring defense at 56.5 points per game - second in the Sun Belt. VanDijk led the Lady Mavs with 12.2 points per game and was named to the All-Sun Belt second team. Cierra Johnson was on the Sun Belt third team, which tallied Gerlich's fourth all-conference selection for the Mavericks.

Prior to joining UTA in 2013, Gerlich spent seven seasons as the head coach at West Texas A&M University.

Gerlich compiled an impressive record of 168-53 in seven seasons at West Texas A&M. Her teams won four consecutive South Division Lone Star Conference titles from 2007-10 and three consecutive Lone Star Conference championships from 2008-10.

Gerlich guided the Lady Buffs to a 20-12 record overall and a 14-6 mark in the Lone Star Conference this past season. The Lady Buffs earned a berth in the Lone Star Conference championship game, while finishing third in the league standings during the regular season.

While at WT, Gerlich became the quickest coach in WTAMU history to record 100, 125 and 150 wins. Gerlich guided the Lady Buffs to the NCAA Tournament in 2011-12 and a 30-4 record in 2009-10 as it was the first 30-win season for the Lady Buffs since 1994. The 2009-10 squad won the LSC title, the 11th in school history, and finished third in the NCAA South Central Regional tournament.

Gerlich guided the Lady Buffs to the Elite Eight in 2009 for the first time in 11 seasons as they finished 28-6 with their fourth-consecutive LSC South Division title and second-consecutive LSC Tournament championship. In Gerlich's first season at WT, she guided the team to a 28-5 record in 2006-07 and a perfect 14-0 record in LSC league play, while earning Coach of the Year honors in the LSC South Division.

Gerlich spent three seasons with another highly successful West Texas women's basketball program, serving as an assistant to Hall of Fame coach Marsha Sharp at Texas Tech. During her time in Lubbock, Gerlich helped guide the Lady Raiders to

two NCAA tournament appearances, including a 24-8 overall record, a 12-4 Big 12 mark and a spot in the Sweet 16 during the 2004-05 campaign.

While on the Tech bench, Gerlich was heavily involved in almost every aspect of the program as she instructed preseason individual workouts, coached the perimeter players, reviewed film and handled game day preparations for the Lady Raiders. Throughout the school year she also assisted in the academic progress of the Lady Raider student-athletes.



Before returning to coaching with Texas Tech during the 2003-2004 season, Gerlich took some time off to start a family; she spent the 2002-2003 year teaching math at Hereford High School, where her husband, Bryan, was the athletic director and head football coach.

After graduating from Texas Tech in 1993 with a degree in exercise and sports science, Gerlich got her first coaching job at Lockney High School as the head girls' basketball coach. From 1994-1997, she was the head girls' coach at Taft High School in San Antonio, Texas. Gerlich entered the college ranks as an assistant at UTSA from 1997-1999. Gerlich followed her position at UTSA by accepting the head coaching job at San Antonio Reagan High School from 1999-2000. In the inaugural season at Reagan, the team posted a 20-5 mark.

Gerlich received her master's degree in educational administration in 1997 from Texas A&M-Kingsville. During a stellar playing career at Texas Tech, Gerlich played shooting guard from 1989-1993 and helped guide the squad to the 1993 National Championship, while picking up All-Southwest Conference honors three times. She also was named to the 1993 SWC All-Tournament team, the 1993 West Regional All-Tournament team and the 1993 Final Four All-Tournament team.

Gerlich was selected to the All-Time SWC team, while being named one of the Panhandle's Top 100 Athletes of the Century. During her senior campaign, she became Tech's all-time assist leader by finishing with 553 assists, which now ranks third all-time in program history. In 1993, she was named the NCAA Texas Woman of the Year. On Dec. 5, 1993, Gerlich's No. 21 was retired and now hangs in the rafters at the United Spirit Arena, making her one of just three Lady Raiders to have her number retired.

The Spearman, Texas, native was a three time all-state selection in basketball while attending Sudan (Texas) High and Spearman High School. She was a member of the 1987 state championship basketball team at Sudan HS, where her father, Jim Kirkland, was her high school basketball coach. In 1988, she helped Spearman HS claim the cross country state championship and was a four time all-state selection in cross country. She placed third at the 1989 state track meet in the 1600 meters.

Gerlich and her husband, Bryan, who is also a Texas Tech graduate and a former linebacker on the Red Raider football team (1987-1992), have a daughter, Bryn, and a son, Brayden.

GERLICH HEAD-TO-HEAD AT UTA

Abilene Christian	0-1	Oklahoma	0-1
Appalachian State	6-0	Oklahoma State	0-1
Arkansas State	1-6	TAMU-CC	2-0
Baylor	0-1	San Diego State	1-0
Coastal Carolina	2-0	Seton Hall	1-1
Eastern New Mexico	1-0	South Alabama	6-3
Houston Baptist	2-1	Stephen F. Austin	1-1
Incarnate Word	0-1	Texas A&M-Commerce	1-0
Jacksonville	0-1	Texas State	3-6
Georgia Southern	5-0	Texas Tech	0-1
Georgia State	5-2	Troy	2-7
Kansas State	0-3	Tulane	0-1
Little Rock	0-7	ULM	4-4
Louisiana	5-4	UTPA	0-1
McMurry	1-0	UTSA	2-2
McNeese	0-1	VCU	0-1
Missouri Valley College	2-0	Western Kentucky	1-3
North Texas	1-1	Wichita State	1-1
Northern Arizona	1-1		

GERLICH TROPHY CASE AT UTA

FULLCOURT.COM FRESHMAN ALL-AMERICAN
Rebekah VanDijk 2014-15

SBC DEFENSIVE PLAYER OF THE YEAR
Cierra Johnson 2016-17

SBC FRESHMAN OF THE YEAR
Rebekah VanDijk 2014-15

FIRST TEAM ALL-CONFERENCE
Rebekah VanDijk 2017

SECOND TEAM ALL-CONFERENCE
Desherra Nwanguma 2014
Rebekah VanDijk 2015
Rebekah VanDijk 2016
Cierra Johnson 2017

THIRD TEAM ALL-CONFERENCE
Cierra Johnson 2016

SBC Player of the Week
Desherra Nwanguma Feb. 10, 2014
Rebekah VanDijk March 7, 2016
Rebekah VanDijk Nov. 29, 2017
Rebekah VanDijk Dec. 13, 2016
Cierra Johnson Jan. 2, 2017
Cierra Johnson Feb. 27, 2017
Rebekah VanDijk March 6, 2017

UTA'S NATIONAL HIGHLIGHTS

SCORING DEFENSE
2014-15 8th (2nd in SBC)
2015-16 34th (2nd in SBC)

FREE-THROW %
2015-16 33rd (1st in SBC)

TURNOVERS FORCED PER GAME
2016-17 8th (1st in SBC)

STEALS PER GAME
2016-17 17th (1st in SBC)

YEAR-BY-YEAR

YEAR	RECORD	YEAR	RECORD
2006-07	28-5	2012-13	20-12
2007-08	26-5	2013-14	4-25
2008-09	28-6	2014-15	17-13
2009-10	30-4	2015-16	15-16
2010-11	17-11	2016-17	22-9
2011-12	19-10		

PREVIEW

TEAM

LAST SEASON

RECORDS

HISTORY



kristin COLE

ASSOCIATE HEAD COACH | NOTRE DAME (1994) | 5th season

Kristin Cole joined the UT Arlington coaching staff on May 2, 2013. She was promoted to associate head coach in June of 2015. Cole's primary responsibilities include coaching post players, scouting, game scheduling and handling equipment.

Cole has been with the Lady Mavericks for four seasons and helped in UTA's resurgence. UTA won 17 games in the 2014-15 campaign for the largest increase in program history and the best turnaround in NCAA Division I last season.

UTA has earned two consecutive trips to the Sun Belt Conference Championship tournament, and proudly accepted an invitation to the 2015 Women's Preseason

National Invitation Tournament with Cole's guidance. The team finished 34th nationally in scoring defense at 56.5 points per game - second in the Sun Belt.

Under her direction, center Rebekah VanDijk led Division I freshmen with 15 double-doubles and was named the 2014-15 Sun Belt Freshman of the Year as well as a second-team all-Sun Belt selection. In 2013-14 Desherra Nwanguma became the first player under the coaching staff to earn an all-conference selection as she was named to the league's second team. In 2016, VanDijk was named to the second team and Cierra Johnson was taken to the third team, the program's third and fourth all-conference picks.

Cole spent one season as the assistant coach under Coach Gerlich at West Texas A&M. While at West Texas A&M, the Lady Buffs compiled a 20-12 record overall and a 14-6 mark in the Lone Star Conference.

Prior to West Texas A&M, Cole had a one-year stint as an assistant coach at The George Washington University, helping the Colonials to an appearance in the Atlantic 10 Tournament.

Prior to George Washington, Cole spent three seasons as the head coach at America East program New Hampshire from 2007-10. Cole was responsible for signing the best recruiting class in UNH women's basketball history.

Cole served as an assistant coach at Xavier (2002-07). During her time with Xavier, Cole coached and recruited several players who helped turn the Musketeers' program into a national power, highlighted by Tara Boothe, XU's all-time leading scorer, and Amber Harris and Ta'Shia Phillips, both of whom were chosen in the Top 10 of the 2011 WNBA Draft. While at Xavier, the Musketeers appeared in two NCAA tournaments and three WNIT post-season tournaments. Xavier also won the 2007 Atlantic 10 Tournament and were the 2005 Atlantic 10 Western Division Champions.

Cole also had stints at Ball State ((2001-02), UNLV (1999-2001) and Auburn University (1996-99). While at Ball State, the Cardinals were MAC Western Division Champions and made it to the WNIT Quarterfinals. Cole coached Tamara Bowie who was a Kodak District All-American and played in the WNBA, as well as overseas. At UNLV, Cole coached former WNBA player Linda Frohlich, an AP All-American and MWC Player of the Year. The Lady Rebels participated in the WNIT in 2001. Cole began her collegiate coaching career at Auburn University. The Lady Tigers went to two NCAA Tournaments and won the 1997 SEC Conference Tournament.

Cole, originally from Santa Barbra, Calif., played collegiately at University of Notre Dame. She made two NCAA Tournament appearances (1992, 1994) with the Fighting Irish, one WNIT appearance (1991), as well as three Midwestern Collegiate Conference championships. Cole won a bronze medal as a participant on the 1991 U.S. Olympic Festival Team and played professionally in Sweden after graduating from Notre Dame.

A four time High School All-American, Cole played at Santa Barbara High School. Playing on two nationally ranked Top 5 teams, Cole became Santa Barbara High Schools all-time leading scorer in 1990 (1,762) and now ranks second on that list. She still holds the all-time rebounding record, single season scoring and rebounding, as well as the single game rebounding record. Cole became a member of the Santa Barbara Athletic Round Table Hall of Fame in 2001.

Cole resides in Colleyville and is the proud mother of her son, Kael.





ashley CRAWFORD

ASSISTANT COACH | LAMAR (2010) | 5th season

Ashley Crawford is entering her fifth season at UTA. Coach Crawford has been a key contributor in helping the Lady Mavs achieve the largest turnaround in school history and in all of Division I.

Crawford's primary role is to work with the guards and front court. During the 2015-16 campaign, Johnson recorded 73 steals, which tied for seventh in UTA single-season history. She was best in the Sun Belt and her 2.92 steals per game were 13th in NCAA Division I. Johnson produced a career-high 10 assists on Feb. 13 and the mark was tied for eighth in UTA single-game history. Her two six-steal games tied for fourth in single-game history. The effort nabbed Johnson an All-Sun Belt Conference third team selection.

Coach Crawford has a heavy influence on the recruiting process at UT Arlington. She is responsible for all aspects of recruiting within the Lady Mav program, including organizing visits and knowing and meeting with top players locally and nationally. With that, she was instrumental in signing the number one recruiting class in the Sun Belt.

While Crawford has been a main factor in the on court success of the Lady Mavs, she has been as influential off the court as well. Under her guidance the Mavericks have exceeded in the classroom, winning the team's first conference academic achievement award in 10 years.


Prior to UTA, she was a coach at Lamar where she helped develop some of the top guards in the Southland Conference. She helped her players rack up five all-conference selections and two conference and conference tournament MVP's. Among those guards was Kalis Loyd, who became the all time leading scorer at Lamar, was top three in all time rebounding and steals and top 10 in assists. Crawford played an important role on the 2009-2010 Lamar squad that posted a 26-8 record en route to winning the Southland Conference championship and a berth in the NCAA Tournament.

Before coaching, the Mesquite native played for the Lady Cardinals where she overcame a serious knee injury to post two solid seasons. In her final campaign, she started 26 of Lamar's 34 games, averaging 6.3 points per game while often accepting the role of shutting down the opposition's top scorer.

In the classroom, Crawford earned a bachelor's degree in kinesiology and completed her master's degree in kinesiology in 2010. She posted a perfect 4.0 GPA in her master's program during her final season on the court, earning her first-team District 6 All-Academic honors.

Crawford attended Horn High School, where she earned all-region honors as a senior. She averaged seven points per game at Trinity Valley Community College, where she set the school single-game assist record with 19. She attended UT Arlington for one season before transferring to Lamar.

Prior to her college days, Crawford was a member of one of the top summer basketball programs in the nation. As a member of the DFW Elite, she was starting back court on the founding team.



PREVIEW

TEAM

LAST SEASON

RECORDS

HISTORY



talby JUSTUS

ASSISTANT COACH | TABOR (2002) | 5th season

Talby Justus joined the Lady Mavericks as an assistant coach prior to the 2013-14 season.

Justus holds a primary focus on the defensive end of the ball as well as holding duties in recruiting, scouting, academic monitoring and helps develop the Bluebloods, UTA's male practice squad.

Under his direction, UTA women's basketball received its first academic award in more than 10 years as the Lady Mavs were earned the Sun Belt's Academic Achievement award for having the highest GPA in the conference for 2013-14.

Justus also played a role in the program's rebuilding at the start of the Krista Gerlich era. The Lady Mavericks were named the top recruiting class in the conference for the 2013-14 season by Dan Olsen Collegiate Girls Basketball Report (54th in Division I). The squad completed the largest turnaround in program history, as well as in NCAA Division I after having a 14-win improvement between the 2013-14 season to the 2014-15 season and earned a spot in the SBC Championship. UTA has earned two consecutive trips to the Sun Belt Conference Championship tournament, as well as garnering an invitation to the 2015 Women's Preseason National Invitation Tournament.

With a focus on defense, Justus helped the Lady Mavs achieve a top-ranked defense. UTA was eight in the nation in 2014-15 in scoring defense and was 20th in field-goal percentage defense. In 2015-16, the team finished 34th nationally in scoring defense at 56.5 points per game, good for second in the Sun Belt.

Prior to joining the UTA staff, Justus spent three seasons as a member of the New Mexico State Junior College coaching staff.

In his first year assisting with the women's basketball program, the Lady Thunderbirds set four new program records. In 2012 the Lady Thunderbirds went 32-5, won their first ever WJCAC Conference Championship, then went on to win one of the toughest Region tournaments in the Nation. Winning The Region 5 Tournament qualified them for the NJCAA Div. 1 National Tournament in Salina, KS.

At the National Tournament, the Lady Thunderbirds went 3-1 and finished fifth in the country. These accomplishments were new benchmarks for the rising program.

In 2013 the Lady Thunderbirds split the WJCAC Conference Title and went 23-5. Justus' combined record at NMJC is 55-10. In his final season, he helped coach the Lady Thunderbirds to their fourth-straight regional berth.

Prior to his move to the collegiate level, the Stillwater, Oklahoma native worked in the high school ranks, most recently at Ripley High School. He built the girls program at Ripley into a respected program by going 68-18 the past three seasons with a trip to the Area Tournament and two conference championships.

He spent three years previous at Glencoe High School where he led that program to the first state championship in school history in 2006 and in 2007 led them to the State Runner-up. He finished his tenure at Glencoe with a record of 76-17 and led the state in points allowed per game for three straight years.

Justus was one of four finalists for Oklahoma's Boys Basketball Coach of the Year in 2006 and named by his peers the District II Basketball Coach of the Year in 2007.

In 2006, Justus was asked to coach in the Oklahoma All-Star Games. He was also named the Cimarron Valley Conference Coach of the Year on four different occasions.

Justus played four years of college basketball. He first attended Northern Oklahoma Junior College in Tonkawa, Okla., then finished his collegiate career at Tabor College in Hillsboro, Kansas.

During his tenure at Tabor, he was named KCAC All-Conference and made an Elite Eight and Final Four appearance in the NAIA II National Tournament in 1996 and 1997. On May 15, 2010 Tabor College inducted the 1996-97 team into the Tabor College Hall of Fame.

During his high school career, at Pawnee High School, Justus played for his father, Harley Justus, who has coached in Oklahoma for more than 35 years.

Justus earned his Bachelor's Degree from Tabor College in 2007 earned a Master's Degree from Southwestern Oklahoma State University. Justus and his wife, Lori, are very proud of their three children Talby Jr., Holton, and Makenna.





jordan VESSELS

DIR. OF OPERATIONS | WEST TEXAS A&M (2014) | 2nd season

UT Arlington women's basketball announced the hiring of Jordan Vessels as the program's new Director of Operations in August of 2016.

A native of Canyon, Texas, Vessels was a four-year player for West Texas A&M, including three seasons playing under current UTA head coach Krista Gerlich from 2010-2012. Vessels served as the Lady Buffs' graduate assistant for the 2015-16 season.

Vessels graduated from West Texas A&M with her bachelor's degree in sports and exercise science and had a career that saw her play in 126 games, tied for fourth all-time in WTA&M history.

On the court, she helped the Lady Buffs to back-to-back Lone Star Conference championships in both the regular season and tournament, won back-to-back South Central Region championships and played in the 2014 National Championship Game.



SUPPORT STAFF



Michael ELDRIDGE
SPORTS INFORMATION



Breanna HAMILTON
TRAINER



Danny WARDELL
STRENGTH & CONDITIONING MANAGER



Ashley HAMMOND



Amanda MILLER
MANAGER



Dian CREWS
MANAGER

PREVIEW



crystal ALLEN

SENIOR | IL | 5-9 | G | FORT WORTH, TEXAS
TRIMBLE TECH // SEATTLE U

AS A SENIOR (2017-18): 2017-18 Sun Belt Preseason Third Team

AS A JUNIOR (2016-17): Became eligible on Dec. 18 after sitting out ... Set program record for 3-point percentage at 46.9 (30-64) ... Averaged 8.4 points and 2.8 rebounds per game ... Played in 22 games (12 starts) ... Had four-game stretch of scoring in double figures between Feb. 4-Feb. 16. Posted season high 16 points on two occasions (vs. Texas State and at Georgia State) ... was 4-4 from 3-point land vs. Louisiana ... Averaged 20.9 minutes per game.

PRIOR TO UTA (SEATTLE): Played in 30 games, made 16 starts ... Shot 33.3 percent from the field and 40.5 from 3-point range ... Was first freshman in Seattle U program history to be named WAC Player of the Week ... Named to WAC All-Newcomer Team ... Selected to 2015-16 Preseason Second Team All-WAC prior to transfer.

PRIOR TO SEATTLE: Four-year letterwinner at Trimble Tech High School (Fort Worth, Texas) ... Led team to playoffs all four years ... First Team All-District selection all four seasons ... Named Freshman Newcomer of the Year ... Vype Magazine MVP Super Team (2013-14) ... All-Region team selection in 2013-14 ... Star-Telegram Second Super Team (2013-14) ... Set school record for points as a freshman with 657 ... Recorded career-high 45-point game during 2011-12 season ... First Team All-District selection in volleyball.

TEAM

3

LAST SEASON



RECORDS

HISTORY

ALLEN'S 2016-17 GAME-BY-GAME STATS

Opponent	Date	gs	min	Total		3-Pointers		Free throws		Rebounds				pf	a	t/o	blk	stl	pts	avg
				fg-fga	pct	3fg-fga	pct	ft-fga	pct	off	def	tot	avg							
UTSA	11/13/16	dnp		-	-	-	-	-	-	-	-	-	-	-	-	-	-	-	-	-
at WKU	11/16/16	dnp		-	-	-	-	-	-	-	-	-	-	-	-	-	-	-	-	-
WICHITA STATE	11/20/16	dnp		-	-	-	-	-	-	-	-	-	-	-	-	-	-	-	-	-
vs San Diego State	11/26/16	dnp		-	-	-	-	-	-	-	-	-	-	-	-	-	-	-	-	-
at Seton Hall	11/27/16	dnp		-	-	-	-	-	-	-	-	-	-	-	-	-	-	-	-	-
STEPHEN F. AUSTIN	12/3/16	dnp		-	-	-	-	-	-	-	-	-	-	-	-	-	-	-	-	-
at Kansas State	12/7/16	dnp		-	-	-	-	-	-	-	-	-	-	-	-	-	-	-	-	-
EASTERN NEW MEXICO	12/11/16	dnp		-	-	-	-	-	-	-	-	-	-	-	-	-	-	-	-	-
TEXAS A&M-COMMERCE	12/18/16	13		2-2	1.000	0-0	.000	2-2	1.000	1	0	1	1.0	2	0	4	0	0	6	6.0
at Texas Tech	12/22/16	dnp		-	-	-	-	-	-	-	-	-	-	-	-	-	-	-	-	-
APPALACHIAN STATE	12/29/16	15		1-5	.200	1-1	1.000	0-2	.000	2	0	2	1.5	0	1	1	0	0	3	4.5
COASTAL CAROLINA	12/31/16	11		2-4	.500	0-0	.000	0-0	.000	2	1	3	2.0	0	1	2	0	0	4	4.3
at Texas State	01/07/17	15		0-4	.000	0-0	.000	2-2	1.000	1	0	1	1.8	1	0	0	1	0	2	3.8
at South Alabama	1/12/17	24		5-8	.625	2-2	1.000	1-1	1.000	2	2	4	2.2	1	2	1	0	2	13	5.6
at Troy	1/14/17	* 13		0-7	.000	0-3	.000	0-0	.000	1	1	2	2.2	5	0	3	0	0	0	4.7
UL LAFAYETTE	1/19/17	* 21		5-6	.833	4-4	1.000	0-0	.000	0	0	0	1.9	0	1	1	0	0	14	6.0
LOUISIANA MONROE	1/21/17	* 24		3-4	.750	1-1	1.000	0-1	.000	2	4	6	2.4	2	3	1	0	0	7	6.1
at Coastal Carolina	1/26/17	* 25		5-12	.417	1-4	.250	1-1	1.000	4	4	8	3.0	2	2	4	0	0	12	6.8
at Appalachian State	1/28/17	* 23		4-4	1.000	0-0	.000	0-0	.000	3	1	4	3.1	3	1	1	0	1	8	6.9
TEXAS STATE	2/4/17	* 26		4-10	.400	3-7	.429	2-2	1.000	1	2	3	3.1	2	1	1	0	1	13	7.5
LITTLE ROCK	2/9/17	* 35		5-7	.714	3-4	.750	3-4	.750	0	1	1	2.9	4	0	2	2	1	16	8.2
ARKANSAS STATE	2/11/17	* 33		4-11	.364	3-5	.600	2-2	1.000	0	4	4	3.0	1	2	1	0	2	13	8.5
at Georgia Southern	02/16/17	* 24		3-13	.231	1-7	.143	4-4	1.000	2	1	3	3.0	2	1	0	0	0	11	8.7
at Georgia State	2/18/17	* 20		1-5	.200	1-3	.333	2-2	1.000	0	2	2	2.9	3	0	1	0	0	5	8.5
TROY	2/23/17	24		5-12	.417	4-8	.500	2-2	1.000	2	2	4	3.0	3	0	2	0	1	16	8.9
SOUTH ALABAMA	2/25/17	12		0-1	.000	0-0	.000	2-2	1.000	0	0	0	2.8	5	0	4	0	1	2	8.5
at Louisiana Monroe	03/02/17	19		7-13	.538	1-3	.333	0-1	.000	1	1	2	2.8	2	1	0	0	1	15	8.9
at Louisiana	03/04/17	* 23		2-3	.667	1-2	.500	1-2	.500	1	2	3	2.8	3	2	1	0	0	6	8.7
vs South Alabama	3/9/17	* 20		1-2	.500	1-2	.500	2-2	1.000	0	3	3	2.8	1	1	0	0	0	5	8.6
vs Troy	3/11/17	21		2-7	.286	2-4	.500	3-4	.750	0	3	3	2.8	3	2	0	0	2	9	8.6
at Tulane	3/16/17	18		2-6	.333	1-4	.250	0-0	.000	0	2	2	2.8	3	0	2	1	1	5	8.4
Totals		12	459	63-146	.432	30-64	.469	29-36	.806	25	36	61	2.8	48	21	32	4	13	185	8.4



ALLEN'S UTA CAREER STATS

Season	gp-gs	min/avg	Total		3-Point		F-Throws		Rebounds				Scoring							
			fg-fga	pct	fg-fga	pct	ft-fga	pct	off	def	tot	avg	pf	fo	ast	to	blk	stl	pts	avg
2016-17	22-12	459/20.9	63-146	.432	30-64	.469	29-36	.806	25	36	61	2.8	48	2	21	32	4	13	185	8.4
TOTAL	22-12	459/20.9	63-146	.432	30-64	.469	29-36	.806	25	36	61	2.8	48	2	21	32	4	13	185	8.4

PREVIEW

TEAM

LAST SEASON

RECORDS

HISTORY

PREVIEW



TEAM

2

LAST SEASON



RECORDS

HISTORY

lauren BILLIE

JUNIOR | 2L | 5-6 | G | TULSA, OKLA.
EAST CENTRAL HS

AS A SOPHOMORE (2016-17): Averaged 3.0 points and 1.5 rebounds per game ... Played in all 31 games (8 starts) ... Had a career-high 11 points against UTSA in season opener (3-6 from beyond the arc) ... Shot 35.4 percent from the field and 31.3 from 3-point range ... Averaged 1.0 assists per game ... Scored 10 points on 3-4 shooting (all from 3-point land)

AS A FRESHMAN (2015-16): Averaged 3.2 points and 1.1 rebounds per game ... Played in 26 games, starting in four ... Shot 39.5 percent from beyond the arc (17-43) ... Had four double-digit scoring efforts ... Produced a season-high 12 points against Little Rock on Feb. 25 ... Earned first start in following game against Arkansas State on Feb. 27 with her second consecutive double-digit scoring game at 11 points ... Scored 11 in a three-minute span against Georgia Southern on Feb. 4.

PRIOR TO UTA: Four-year letterwinner at East Central High School (Tulsa, Okla.) ... Averaged 13.3 points per game over her career, 14.6 during senior season ... Had 1.9 assists per game in 2014-15 season.

BILLIE'S 2016-17 GAME-BY-GAME STATS

Opponent	Date	gs	min	Total		3-Pointers		Free throws		Rebounds				pf	a	t/o	blk	stl	pts	avg	
				fg-fga	pct	3fg-fga	pct	ft-fa	pct	off	def	tot	avg								
UTSA	11/13/16	*	29	4-9	.444	3-6	.500	0-0	.000	1	1	2	2.0	4	1	1	0	0	11	11.0	
at WKU	11/16/16	*	7	0-2	.000	0-0	.000	0-0	.000	1	1	2	2.0	1	0	0	0	0	0	5.5	
WICHITA STATE	11/20/16	*	17	2-4	.500	0-2	.000	0-0	.000	0	0	0	1.3	1	0	0	0	0	4	5.0	
vs San Diego State	11/26/16		11	2-5	.400	1-4	.250	0-0	.000	0	1	1	1.3	3	1	0	0	0	5	5.0	
at Seton Hall	11/27/16	*	15	1-5	.200	0-3	.000	0-0	.000	2	0	2	1.4	3	2	1	0	0	2	4.4	
STEPHEN F. AUSTIN	12/3/16		23	2-5	.400	2-3	.667	0-0	.000	1	2	3	1.7	3	3	2	0	1	6	4.7	
at Kansas State	12/7/16	*	8	0-1	.000	0-1	.000	0-0	.000	0	0	0	1.4	3	0	3	0	0	0	4.0	
EASTERN NEW MEXICO	12/11/16		18	1-3	.333	0-2	.000	0-0	.000	0	2	2	1.5	1	2	0	0	0	2	3.8	
TEXAS A&M-COMMERCE	12/18/16		11	0-2	.000	0-2	.000	0-0	.000	0	2	2	1.6	4	1	1	0	1	0	3.3	
at Texas Tech	12/22/16		19	3-7	.429	1-4	.250	0-0	.000	5	0	5	1.9	2	0	2	0	0	7	3.7	
APPALACHIAN STATE	12/29/16		17	0-3	.000	0-3	.000	0-0	.000	1	2	3	2.0	1	4	1	0	0	0	3.4	
COASTAL CAROLINA	12/31/16		14	0-2	.000	0-1	.000	0-0	.000	1	1	2	2.0	2	2	1	0	0	0	3.1	
at Texas State	01/07/17	*	19	1-2	.500	1-1	1.000	0-0	.000	0	0	0	1.8	0	1	0	0	0	3	3.1	
at South Alabama	1/12/17	*	18	1-1	1.000	1-1	1.000	0-0	.000	0	0	0	1.7	4	0	2	0	1	3	3.1	
at Troy	1/14/17		15	2-4	.500	2-4	.500	0-0	.000	0	3	3	1.8	1	1	2	0	0	6	3.3	
UL LAFAYETTE	1/19/17		16	3-7	.429	2-5	.400	0-0	.000	0	2	2	1.8	1	1	2	0	0	8	3.6	
LOUISIANA MONROE	1/21/17	*	16	2-7	.286	1-4	.250	2-2	1.000	2	0	2	1.8	4	1	1	0	1	7	3.8	
at Coastal Carolina	1/26/17		7	1-1	1.000	0-0	.000	0-0	.000	0	1	1	1.8	2	1	1	0	0	2	3.7	
at Appalachian State	1/28/17		8	1-3	.333	0-0	.000	0-0	.000	0	0	0	1.7	1	0	1	0	0	2	3.6	
TEXAS STATE	2/4/17		17	3-4	.750	3-4	.750	1-2	.500	1	3	4	1.8	1	0	1	0	0	10	3.9	
LITTLE ROCK	2/9/17		4	0-1	.000	0-1	.000	0-0	.000	0	0	0	1.7	1	1	0	0	0	0	3.7	
ARKANSAS STATE	2/11/17		9	0-0	.000	0-0	.000	0-0	.000	0	0	0	1.6	2	0	0	0	1	0	3.5	
at Georgia Southern	02/16/17		13	2-5	.400	2-5	.400	0-0	.000	2	2	4	1.7	1	1	1	0	0	6	3.7	
at Georgia State	2/18/17		14	0-1	.000	0-1	.000	0-0	.000	0	0	0	1.7	0	0	0	0	0	0	3.5	
TROY	2/23/17		10	1-3	.333	0-2	.000	1-1	1.000	0	1	1	1.6	2	1	1	0	0	3	3.5	
SOUTH ALABAMA	2/25/17		12	0-2	.000	0-2	.000	0-0	.000	0	1	1	1.6	3	1	0	0	0	0	3.3	
at Louisiana Monroe	03/02/17		19	2-2	1.000	2-2	1.000	0-0	.000	0	1	1	1.6	1	0	0	0	1	6	3.4	
at Louisiana	03/04/17		3	0-1	.000	0-1	.000	0-0	.000	0	1	1	1.6	0	0	1	0	0	0	3.3	
vs South Alabama	3/9/17		7	0-2	.000	0-1	.000	0-0	.000	0	2	2	1.6	0	1	0	0	0	0	3.2	
vs Troy	3/11/17		5	0-1	.000	0-1	.000	0-0	.000	1	0	1	1.6	0	0	0	0	0	0	3.1	
at Tulane	3/16/17		14	0-1	.000	0-1	.000	0-0	.000	1	0	1	1.5	2	0	0	0	0	0	3.0	
Totals			8	415	34-96	.354	21-67	.313	4-5	.800	19	29	48	1.5	54	26	25	0	6	93	3.0



BILLIES'S CAREER STATS

Season	gp-gs	min/avg	Total		3-Point		F-Throws		Rebounds				Scoring							
			fg-fga	pct	fg-fga	pct	ft-fa	pct	off	def	tot	avg	pf	fo	ast	to	blk	stl	pts	avg
2015-16	26-4	259/10.0	28-71	.394	17-43	.395	10-14	.714	15	14	29	1.1	31	0	21	26	0	9	83	3.2
2016-17	31-8	415/13.4	34-96	.354	21-67	.313	4-5	.800	19	29	48	1.5	54	0	26	25	0	6	93	3.0
TOTAL	57-12	674/11.8	62-167	.371	38-110	.345	14-19	.737	34	43	77	1.4	85	0	47	51	0	15	176	3.1

PREVIEW

TEAM

LAST SEASON

RECORDS

HISTORY

PREVIEW

TEAM

LAST SEASON

RECORDS

HISTORY



24



aysia EVANS

SOPHOMORE | IL | 5-6 | G | TULSA, OKLA.
BROKEN ARROW HS

AS A FRESHMAN (2016-17): Played in all 31 games (11 starts) ... Averaged 6.0 points and 1.3 rebounds ... Scored in double figures seven times ... Was second on the team in average points per 40 minutes played with 10.2 ... Procead a season-high 13 points on three occassions ... Was 5-7 shooting (3-5 from deep) on the way to first 13-point game at Seton Hall in SHU Thanksgiving Classic championship game, also had 4 assists and 4 steals

PRIOR TO UTA: Played for Broken Arrow High School ... Helped lead her team to consecutive Class 6A girls basketball titles ... Averaged 12.5 points, 2.3 rebounds and 2.2 assists while shooting 41 percent from 3-point range as a senior ... Named OKPreps.com Basketball Player of the Week as a junior after scoring 60 points in a three-game span while shooting 54.5 percent (12-22) from 3-point range ... Career totals include 12.7 points, 2.4 rebounds, 2.3 assists and 2.2 steals per game ... 2015-16 All-Metro team ... 2015 Tulsa World Player of the Week ... 2016 Frontier Valley Conference Award ... 2016 VYPE Top 100 ... Played club ball for Oklahoma Bluestar.

PERSONAL: Daughter of Katrina Evans ... Has one brother, Aaron and one sister, Briana ... Undeclared major.

EVANS' 2016-17 GAME-BY-GAME STATS

Opponent	Date	gs	min	Total		3-Pointers		Free throws		Rebounds				pf	a	t/o	blk	stl	pts	avg	
				fg-fga	pct	3fg-fga	pct	ft-fa	pct	off	def	tot	avg								
UTSA	11/13/16		11	1-2	.500	1-1	1.000	0-0	.000	0	1	1	1.0	0	1	1	0	1	3	3.0	
at WKU	11/16/16		16	2-5	.400	0-3	.000	0-0	.000	0	0	0	0.5	0	0	0	0	1	4	3.5	
WICHITA STATE	11/20/16		19	3-9	.333	1-5	.200	1-1	1.000	0	0	0	0.3	3	1	1	0	1	8	5.0	
vs San Diego State	11/26/16		8	2-3	.667	0-1	.000	1-2	.500	0	1	1	0.5	0	0	1	0	0	5	5.0	
at Seton Hall	11/27/16		18	5-7	.714	3-5	.600	0-0	.000	0	2	2	0.8	3	4	5	0	4	13	6.6	
STEPHEN F. AUSTIN	12/3/16	*	17	0-4	.000	0-2	.000	0-0	.000	0	1	1	0.8	4	0	2	0	1	0	5.5	
at Kansas State	12/7/16		19	5-6	.833	3-3	1.000	0-0	.000	0	0	0	0.7	4	1	1	0	1	13	6.6	
EASTERN NEW MEXICO	12/11/16	*	22	2-5	.400	1-3	.333	2-2	1.000	0	0	0	0.6	4	3	0	1	1	7	6.6	
TEXAS A&M-COMMERCE	12/18/16	*	20	3-11	.273	3-9	.333	3-6	.500	0	5	5	1.1	3	4	3	0	1	12	7.2	
at Texas Tech	12/22/16	*	18	2-7	.286	1-4	.250	0-0	.000	0	1	1	1.1	1	0	0	0	1	5	7.0	
APPALACHIAN STATE	12/29/16	*	22	4-6	.667	3-5	.600	0-0	.000	1	0	1	1.1	3	2	0	0	1	11	7.4	
COASTAL CAROLINA	12/31/16	*	11	0-2	.000	0-2	.000	2-6	.333	0	0	0	1.0	1	2	1	0	1	2	6.9	
at Texas State	01/07/17		12	4-8	.500	1-5	.200	0-0	.000	1	2	3	1.2	0	3	2	0	0	9	7.1	
at South Alabama	1/12/17		7	0-1	.000	0-1	.000	0-0	.000	0	1	1	1.1	0	0	3	0	0	0	6.6	
at Troy	1/14/17		16	2-6	.333	1-4	.250	1-2	.500	1	2	3	1.3	1	0	0	0	1	6	6.5	
UL LAFAYETTE	1/19/17		6	0-1	.000	0-1	.000	0-0	.000	0	0	0	1.2	1	0	1	0	0	0	6.1	
LOUISIANA MONROE	1/21/17		19	5-8	.625	2-3	.667	0-0	.000	1	1	2	1.2	2	3	1	0	4	12	6.5	
at Coastal Carolina	1/26/17		14	1-2	.500	0-1	.000	2-2	1.000	1	3	4	1.4	1	1	2	0	2	4	6.3	
at Appalachian State	1/28/17		17	3-4	.750	1-2	.500	3-4	.750	0	0	0	1.3	4	1	1	0	1	10	6.5	
TEXAS STATE	2/4/17		13	2-8	.250	1-5	.200	0-1	.000	2	0	2	1.4	2	1	1	0	1	5	6.5	
LITTLE ROCK	2/9/17		9	1-3	.333	0-2	.000	0-0	.000	0	0	0	1.3	1	1	0	0	0	2	6.2	
ARKANSAS STATE	2/11/17		23	5-9	.556	1-3	.333	2-2	1.000	1	4	5	1.5	2	2	1	0	1	13	6.5	
at Georgia Southern	02/16/17		17	2-4	.500	0-2	.000	2-2	1.000	1	0	1	1.4	0	1	0	0	0	6	6.5	
at Georgia State	2/18/17		16	1-4	.250	0-3	.000	0-0	.000	0	1	1	1.4	3	3	4	0	2	2	6.3	
TROY	2/23/17	*	17	3-9	.333	1-4	.250	0-0	.000	2	1	3	1.5	4	1	3	0	1	7	6.4	
SOUTH ALABAMA	2/25/17	*	20	2-7	.286	1-3	.333	0-0	.000	0	1	1	1.5	3	0	3	0	1	5	6.3	
at Louisiana Monroe	03/02/17	*	15	2-4	.500	0-1	.000	0-0	.000	0	1	1	1.4	3	2	1	0	3	4	6.2	
at Louisiana	03/04/17		6	0-0	.000	0-0	.000	0-0	.000	0	0	0	1.4	2	0	0	0	1	0	6.0	
vs South Alabama	3/9/17		15	1-5	.200	1-3	.333	4-4	1.000	1	0	1	1.4	0	0	1	0	2	7	6.0	
vs Troy	3/11/17	*	17	2-9	.222	0-4	.000	2-2	1.000	1	0	1	1.4	4	0	0	0	1	6	6.0	
at Tulane	3/16/17	*	11	2-3	.667	1-2	.500	0-0	.000	0	0	0	1.3	3	2	1	0	0	5	6.0	
Totals			11	471	67-162	.414	27-92	.293	25-36	.694	13	28	41	1.3	62	39	40	1	35	186	6.0



EVANS' CAREER STATS

Season	gp-gs	min/avg	Total		3-Point		F-Throws		Rebounds				Scoring							
			fg-fga	pct	fg-fga	pct	ft-fa	pct	off	def	tot	avg	pf	fo	ast	to	blk	stl	pts	avg
2016-17	31-11	471/15.2	67-162	.414	27-92	.293	25-36	.694	13	28	41	1.3	62	0	39	40	1	35	186	6.0
TOTAL	31-11	471/15.2	67-162	.414	27-92	.293	25-36	.694	13	28	41	1.3	62	0	39	40	1	35	186	6.0

PREVIEW

TEAM

LAST SEASON

RECORDS

HISTORY

PREVIEW



TEAM



LAST SEASON



RECORDS

HISTORY

cierra JOHNSON

SENIOR | 3L | 5-9 | G | BEDFORD, TEXAS
LD BELL HS

AS A SENIOR (2017-18): 2017-18 Sun Belt Preseason Third Team

AS A JUNIOR (2016-17): Sun Belt Defensive Player of the Year ... All-Conference Sun Belt Second team ... Played in 30 games (30 starts). Led the Sun Belt with 93 steals (3.1 per game), second in UTA single-season history and one shy of the all-time mark. Picked up at least five steals in six games ... 11-assist effort vs. Louisiana, 7th in single-game history. Had 22 points in the game and was one rebound short of program's fourth triple-double ... One of five players in UTA history to have more than 200 assists and 200 steals ... Second on the team with 12.2 points per game ... Averaged 5.8 rebounds per game ... SBC Player of the Week on Jan. 2 after 22-points vs. Coastal Carolina and seven steals in the game.

AS A SOPHOMORE (2015-16): All-Conference Sun Belt third team ... Played in 25 games (24 starts) ... Averaged 10.2 points and 3.8 rebounds per game ... Recorded 73 steals, tied for seventh in UTA single-season history, was best in the Sun Belt and 2.92 steals per game were 13th in NCAA Division I ... Had 12 double-digit scoring games ... Produced a career-high 10 assists against Appalachian State on Feb. 13. Mark was tied for eighth in UTA single-game history ... Had two six-steal games, tied for fourth in single-game history.

AS A FRESHMAN (2014-15): Played in 30 games (28 starts) ... Had 81 steals to reach fourth in UTA single-season history ... 2.7 steals per game were 27th in NCAA Division I and second in the Sun Belt ... Averaged 26.4 minutes, 8.6 points and 4.1 rebounds per game ... Second on the team with 56 assists.

PRIOR TO UTA: First-team All-District 6-5A ... District Defensive Player of the Year as a senior ... MVP of the 4-5A Division TGCA All-Star game ... Academic All-District team in each of first three seasons in high school ... Newcomer for the Year District 6-5A for 2010-2011 season ... McDonald's All-American nominee.

PERSONAL: Daughter of Mona Johnson ... Has two sisters, Asia Johnson and Sariyan Crater ... Majoring in pre-med/child psychology

JOHNSON'S 2016-17 GAME-BY-GAME STATS

Opponent	Date	gs	min	Total		3-Pointers		Free throws		Rebounds				pf	a	t/o	blk	stl	pts	avg	
				fg-fga	pct	3fg-fga	pct	ft-fa	pct	off	def	tot	avg								
UTSA	11/13/16	*	35	4-13	.308	2-4	.500	6-7	.857	2	6	8	8.0	2	2	2	0	7	16	16.0	
at WKU	11/16/16	*	30	6-12	.500	0-0	.000	2-3	.667	3	4	7	7.5	4	4	2	0	3	14	15.0	
WICHITA STATE	11/20/16	*	34	6-10	.600	0-1	.000	0-1	.000	3	3	6	7.0	3	8	2	0	3	12	14.0	
vs San Diego State	11/26/16	*	33	2-8	.250	0-1	.000	4-7	.571	4	5	9	7.5	4	3	4	0	3	8	12.5	
at Seton Hall	11/27/16	*	24	4-6	.667	1-3	.333	5-6	.833	2	5	7	7.4	2	2	1	0	3	14	12.8	
STEPHEN F. AUSTIN	12/3/16	*	26	2-5	.400	0-3	.000	1-2	.500	2	2	4	6.8	5	1	3	1	0	5	11.5	
at Kansas State	12/7/16	*	37	3-10	.300	1-3	.333	1-2	.500	1	1	2	6.1	2	6	4	0	6	8	11.0	
EASTERN NEW MEXICO	12/11/16	*	23	2-7	.286	0-2	.000	3-8	.375	1	4	5	6.0	3	2	1	0	2	7	10.5	
TEXAS A&M-COMMERCE	12/18/16	*	19	4-7	.571	0-0	.000	1-2	.500	6	2	8	6.2	4	3	4	0	2	9	10.3	
at Texas Tech	12/22/16	*	36	7-16	.438	3-6	.500	2-3	.667	3	2	5	6.1	4	3	3	0	2	19	11.2	
APPALACHIAN STATE	12/29/16	*	27	3-9	.333	1-4	.250	8-8	1.000	3	1	4	5.9	2	4	2	2	2	15	11.5	
COASTAL CAROLINA	12/31/16	*	34	7-14	.500	0-2	.000	8-9	.889	3	3	6	5.9	4	3	3	0	7	22	12.4	
at Texas State	01/07/17	*	32	2-5	.400	0-1	.000	2-3	.667	1	9	10	6.2	1	3	3	0	2	6	11.9	
at South Alabama	1/12/17	*	21	6-12	.500	1-1	1.000	0-0	.000	0	3	3	6.0	1	2	2	0	4	13	12.0	
at Troy	1/14/17	*	30	3-12	.250	0-2	.000	0-2	.000	3	3	6	6.0	3	1	3	1	3	6	11.6	
UL LAFAYETTE	1/19/17	*	37	9-13	.692	2-4	.500	4-5	.800	3	6	9	6.2	3	11	1	0	0	24	12.4	
LOUISIANA MONROE	1/21/17	dnp		-	-	-	-	-	-	-	-	-	-	-	-	-	-	-	-	-	
at Coastal Carolina	1/26/17	*	28	4-10	.400	0-2	.000	2-3	.667	0	4	4	6.1	3	1	3	0	5	10	12.2	
at Appalachian State	1/28/17	*	26	2-8	.250	0-1	.000	2-2	1.000	0	4	4	5.9	4	2	3	0	2	6	11.9	
TEXAS STATE	2/4/17	*	28	4-13	.308	1-2	.500	2-5	.400	2	2	4	5.8	4	4	2	0	3	11	11.8	
LITTLE ROCK	2/9/17	*	37	6-12	.500	1-4	.250	2-2	1.000	1	3	4	5.8	4	2	4	0	2	15	12.0	
ARKANSAS STATE	2/11/17	*	32	2-12	.167	0-0	.000	4-6	.667	2	7	9	5.9	4	5	4	0	2	8	11.8	
at Georgia Southern	02/16/17	*	28	7-12	.583	0-2	.000	0-0	.000	4	4	8	6.0	3	1	5	1	3	14	11.9	
at Georgia State	2/18/17	*	33	6-12	.500	2-4	.500	2-2	1.000	3	3	6	6.0	4	1	3	1	3	16	12.1	
TROY	2/23/17	*	32	9-11	.818	0-1	.000	4-6	.667	3	6	9	6.1	3	4	1	0	3	22	12.5	
SOUTH ALABAMA	2/25/17	*	29	2-5	.400	0-2	.000	4-4	1.000	1	2	3	6.0	1	3	1	0	6	8	12.3	
at Louisiana Monroe	03/02/17	*	13	2-3	.667	0-0	.000	0-0	.000	0	3	3	5.9	1	2	1	1	1	4	12.0	
at Louisiana	03/04/17	*	35	6-11	.545	1-4	.250	1-3	.333	1	5	6	5.9	5	3	3	0	1	14	12.1	
vs South Alabama	3/9/17	*	35	7-9	.778	1-3	.333	5-5	1.000	1	4	5	5.9	2	3	3	0	4	20	12.4	
vs Troy	3/11/17	*	31	4-10	.400	0-2	.000	6-6	1.000	1	3	4	5.8	3	1	4	0	7	14	12.4	
at Tulane	3/16/17	*	33	3-8	.375	1-2	.500	0-0	.000	3	3	6	5.8	5	3	1	0	2	7	12.2	
Totals			30	898	134-295	.454	18-66	.273	81-112	.723	62	112	174	5.8	93	93	78	7	93	367	12.2



JOHNSON'S CAREER STATS

Season	gp-gs	min/avg	Total		3-Point		F-Throws		Rebounds				Scoring							
			fg-fga	pct	fg-fga	pct	ft-fa	pct	off	def	tot	avg	pf	fo	ast	to	blk	stl	pts	avg
2014-15	30-28	791/26.4	94-215	.437	18-67	.269	52-88	.591	30	95	125	4.2	75	2	56	71	11	81	258	8.6
2015-16	25-24	711/28.4	90-230	.391	22-77	.286	52-66	.788	19	76	95	3.8	78	5	86	75	12	73	254	10.2
2016-17	30-30	898/29.9	134-295	.454	18-66	.273	81-112	.723	62	112	174	5.8	93	3	93	78	7	93	367	12.2
TOTAL	85-82	2400/28.2	318-740	.430	58-210	.276	185-266	.695	111	283	394	4.6	246	10	235	224	30	247	879	10.3

PREVIEW

TEAM

LAST SEASON

RECORDS

HISTORY

PREVIEW



TEAM

5

LAST SEASON



RECORDS

HISTORY

miranda LEJUNE

SENIOR | 2L | 5-6 | PG | PEARLAND, TEXAS
SAN JACINTO COLLEGE-NORTH // PEARLAND HS

AS A JUNIOR (2016-17): Played in all 31 games (1 start) ... Averaged 2.8 points, 1.1 rebounds and 1.9 assists per game ... Posted season-high 11 points vs. South Alabama with three 3-pointers ... Dished 9 assists in season opener vs. UTSA, tied for 10th in single-game history ... Held a 46.2 shooting percentage and 45.2 from beyond the arc.


AS A SOPHOMORE (2015-16): Played in 29 games ... Averaged 1.3 points and 1.3 rebounds per game ... Had a season-high five assists against Louisiana on Jan. 30 ... Fourth on the team with 1.2 assists per game (34 overall).

PRIOR TO UTA (San Jacinto College-North): Played one season at San Jacinto College-North ... NJCAA Region XIV Co-Freshman of the Year ... SACS All-Conference ... Averaged 9.7 points and 8.1 assists per game.

PRIOR TO SAN JACINTO: Three-year letterwinner at Pearland High School ... All-State and All-District during senior season ... Averaged 6.3 points and 6.9 assists as a senior ... Had a 6.4 assists per game average over her career.

LEJUNE'S 2016-17 GAME-BY-GAME STATS

Opponent	Date	gs	min	Total		3-Pointers		Free throws		Rebounds				pf	a	t/o	blk	stl	pts	avg
				fg-fga	pct	3fg-fga	pct	ft-fa	pct	off	def	tot	avg							
UTSA	11/13/16		25	2-5	.400	1-4	.250	0-0	.000	0	2	2	2.0	0	9	0	0	1	5	5.0
at WKU	11/16/16		27	2-3	.667	1-1	1.000	2-2	1.000	0	1	1	1.5	2	5	4	0	0	7	6.0
WICHITA STATE	11/20/16		24	2-2	1.000	2-2	1.000	0-0	.000	0	1	1	1.3	0	3	0	0	0	6	6.0
vs San Diego State	11/26/16 *		20	0-0	.000	0-0	.000	0-0	.000	0	2	2	1.5	1	0	0	0	0	0	4.5
at Seton Hall	11/27/16		8	0-0	.000	0-0	.000	0-0	.000	0	1	1	1.4	3	2	4	0	0	0	3.6
STEPHEN F. AUSTIN	12/3/16		27	2-4	.500	1-3	.333	1-4	.250	1	2	3	1.7	3	6	6	0	1	6	4.0
at Kansas State	12/7/16		8	0-1	.000	0-1	.000	0-0	.000	0	0	0	1.4	0	0	2	0	0	0	3.4
EASTERN NEW MEXICO	12/11/16		19	3-4	.750	2-2	1.000	0-0	.000	0	3	3	1.6	0	0	0	0	0	8	4.0
TEXAS A&M-COMMERCE	12/18/16		16	2-3	.667	1-2	.500	2-2	1.000	2	2	4	1.9	2	3	1	0	1	7	4.3
at Texas Tech	12/22/16		17	0-3	.000	0-2	.000	0-0	.000	0	1	1	1.8	2	3	2	0	1	0	3.9
APPALACHIAN STATE	12/29/16		14	1-1	1.000	1-1	1.000	0-0	.000	0	2	2	1.8	2	1	0	0	0	3	3.8
COASTAL CAROLINA	12/31/16		22	1-1	1.000	0-0	.000	0-0	.000	0	2	2	1.8	0	1	2	1	0	2	3.7
at Texas State	01/07/17		13	0-2	.000	0-1	.000	0-0	.000	0	0	0	1.7	1	2	3	0	1	0	3.4
at South Alabama	1/12/17		9	1-2	.500	1-2	.500	0-0	.000	0	1	1	1.6	1	1	0	0	0	3	3.4
at Troy	1/14/17		0	0-0	.000	0-0	.000	0-0	.000	0	0	0	1.5	2	0	0	0	0	0	3.1
UL LAFAYETTE	1/19/17		6	0-0	.000	0-0	.000	0-0	.000	0	1	1	1.5	0	1	1	0	0	0	2.9
LOUISIANA MONROE	1/21/17		7	1-1	1.000	1-1	1.000	0-0	.000	0	0	0	1.4	1	2	0	0	0	3	2.9
at Coastal Carolina	1/26/17		11	2-2	1.000	0-0	.000	0-0	.000	0	0	0	1.3	0	1	1	0	0	4	3.0
at Appalachian State	1/28/17		16	0-4	.000	0-3	.000	0-0	.000	0	0	0	1.3	0	3	2	0	0	0	2.8
TEXAS STATE	2/4/17		2	0-0	.000	0-0	.000	0-0	.000	0	0	0	1.2	1	2	0	0	0	0	2.7
LITTLE ROCK	2/9/17		6	0-0	.000	0-0	.000	0-0	.000	0	1	1	1.2	0	0	3	0	0	0	2.6
ARKANSAS STATE	2/11/17		17	0-0	.000	0-0	.000	1-2	.500	0	1	1	1.2	2	1	1	0	0	1	2.5
at Georgia Southern	02/16/17		11	0-2	.000	0-1	.000	0-0	.000	0	3	3	1.3	1	3	0	0	0	0	2.4
at Georgia State	2/18/17		14	2-4	.500	1-2	.500	0-0	.000	0	0	0	1.2	0	0	2	0	1	5	2.5
TROY	2/23/17		7	1-1	1.000	1-1	1.000	0-0	.000	0	0	0	1.2	1	0	0	0	0	3	2.5
SOUTH ALABAMA	2/25/17		24	4-8	.500	3-5	.600	0-0	.000	0	2	2	1.2	0	3	1	0	0	11	2.8
at Louisiana Monroe	03/02/17		23	0-2	.000	0-1	.000	0-0	.000	1	1	2	1.2	0	3	4	0	1	0	2.7
at Louisiana	03/04/17		19	2-6	.333	2-4	.500	2-2	1.000	0	0	0	1.2	2	2	0	0	1	8	2.9
vs South Alabama	3/9/17		17	1-3	.333	1-3	.333	0-0	.000	0	1	1	1.2	1	2	2	0	1	3	2.9
vs Troy	3/11/17		8	1-1	1.000	0-0	.000	0-0	.000	0	1	1	1.2	2	1	0	0	0	2	2.9
at Tulane	3/16/17		8	0-0	.000	0-0	.000	0-0	.000	0	0	0	1.1	0	0	0	0	0	0	2.8
Totals		1	445	30-65	.462	19-42	.452	8-12	.667	4	31	35	1.1	30	60	41	1	9	87	2.8



LEJUNE'S CAREER STATS

Season	gp-gs	min/avg	Total		3-Point		F-Throws		Rebounds				Scoring							
			fg-fga	pct	fg-fga	pct	ft-fa	pct	off	def	tot	avg	pf	fo	ast	to	blk	stl	pts	avg
2015-16	29-0	346/11.9	14-51	.275	6-34	.176	4-7	.571	1	36	37	1.3	22	0	34	48	1	13	38	1.3
2016-17	31-1	445/14.4	30-65	.462	19-42	.452	8-12	.667	4	31	35	1.1	30	0	60	41	1	9	87	2.8
TOTAL	60-1	791/13.2	44-116	.379	25-76	.329	12-19	.632	5	67	72	1.2	52	0	94	89	2	22	125	2.1

PREVIEW

TEAM

LAST SEASON

RECORDS

HISTORY

PREVIEW



TEAM

11

LAST SEASON



RECORDS

HISTORY

shelby RICHARDS

SENIOR | 1L | 5-8 | G | SOUTH JORDAN, UTAH
RIVERTON HS // SALT LAKE CC // ODESSA JC

AS A JUNIOR (2016-17): Played in 29 games (6 starts) ... Averaged 4.5 points and 2.6 rebounds per game ... Scored in double figures in four games. Had a season-high 14 points against ULM, shooting 5-7 from the field ... Averaged 17.2 minutes per game .. Game-winner over Louisiana in season finale featured on SportsCenter Top-10 plays.

PRIOR TO UTA (ODESSA): Averaged 14.3 points in 28 games as a sophomore ... Averaged 44.7 percent from the field and 37.4 from 3-point range ... Helped her team reach the WJCAC Region V Conference Tournament.


PRIOR TO ODESSA (SALT LAKE CITY COMMUNITY COLLEGE): Started 33 games for the Bruins during the 2014-15 season ... Averaged 13.1 points, 4.6 rebounds and 43.3 percent from the floor.

PRIOR TO SALT LAKE CITY: Averaged 12 points, 2.3 rebounds, 2.5 assists and 2.8 steals throughout her career at Riverton ... Four-year letterwinner ... 2014 Region Champions with a 22-1 record ... 2014 District 5A first team All-State and All-Star team ... 2014 team was ranked as high as 20th in the nation by USA Today ... 2013 5A State Champions (22-3) ... 2013 5A third team All-State and second team All-Region ... Played for Salt Lakers club team.

PERSONAL: Daughter of Paul and Kimberli Richards ... Has five sisters and six brothers.

RICHARDS' 2016-17 GAME-BY-GAME STATS

Opponent	Date	gs	min	Total		3-Pointers		Free throws		Rebounds				pf	a	t/o	blk	stl	pts	avg
				fg-fga	pct	3fg-fga	pct	ft-fa	pct	off	def	tot	avg							
UTSA	11/13/16		10	0-4	.000	0-3	.000	0-0	.000	0	2	2	2.0	1	1	1	0	0	0	0.0
at WKU	11/16/16		21	2-3	.667	0-1	.000	1-2	.500	1	2	3	2.5	2	1	2	0	1	5	2.5
WICHITA STATE	11/20/16		16	1-4	.250	0-2	.000	0-0	.000	1	3	4	3.0	2	1	2	0	0	2	2.3
vs San Diego State	11/26/16		18	2-4	.500	0-1	.000	1-2	.500	2	0	2	2.8	1	2	1	0	1	5	3.0
at Seton Hall	11/27/16		18	2-7	.286	0-3	.000	0-0	.000	2	5	7	3.6	1	1	2	0	2	4	3.2
STEPHEN F. AUSTIN	12/3/16		14	2-3	.667	1-1	1.000	0-2	.000	0	6	6	4.0	2	0	3	1	0	5	3.5
at Kansas State	12/7/16		12	0-0	.000	0-0	.000	0-0	.000	1	0	1	3.6	0	1	2	0	1	0	3.0
EASTERN NEW MEXICO	12/11/16		26	3-9	.333	0-2	.000	5-9	.556	4	4	8	4.1	2	3	0	0	5	11	4.0
TEXAS A&M-COMMERCE	12/18/16	*	23	4-8	.500	1-1	1.000	3-5	.600	1	4	5	4.2	1	3	1	0	0	12	4.9
at Texas Tech	12/22/16	*	15	1-5	.200	1-3	.333	0-0	.000	1	0	1	3.9	1	1	1	0	0	3	4.7
APPALACHIAN STATE	12/29/16	*	23	3-10	.300	0-2	.000	1-3	.333	3	4	7	4.2	1	1	2	0	4	7	4.9
COASTAL CAROLINA	12/31/16	*	10	2-4	.500	0-1	.000	0-0	.000	0	0	0	3.8	1	0	0	0	0	4	4.8
at Texas State	01/07/17		17	2-5	.400	0-0	.000	0-0	.000	0	0	0	3.5	0	2	1	0	1	4	4.8
at South Alabama	1/12/17		20	3-5	.600	2-2	1.000	0-0	.000	0	0	0	3.3	0	0	2	0	0	8	5.0
at Troy	1/14/17		20	3-8	.375	1-4	.250	0-0	.000	1	1	2	3.2	3	4	2	0	0	7	5.1
UL LAFAYETTE	1/19/17		17	1-4	.250	1-2	.500	0-2	.000	0	1	1	3.1	3	0	0	0	0	3	5.0
LOUISIANA MONROE	1/21/17	*	28	5-7	.714	1-2	.500	3-5	.600	0	0	0	2.9	3	3	3	0	4	14	5.5
at Coastal Carolina	1/26/17	*	24	1-5	.200	0-2	.000	4-6	.667	2	3	5	3.0	1	1	2	1	0	6	5.6
at Appalachian State	1/28/17		19	3-8	.375	0-2	.000	0-0	.000	1	1	2	2.9	1	2	2	0	0	6	5.6
TEXAS STATE	2/4/17		16	0-2	.000	0-2	.000	1-2	.500	0	1	1	2.9	1	2	0	0	0	1	5.4
LITTLE ROCK	2/9/17	dnp	-	-	-	-	-	-	-	-	-	-	-	-	-	-	-	-	-	-
ARKANSAS STATE	2/11/17	dnp	-	-	-	-	-	-	-	-	-	-	-	-	-	-	-	-	-	-
at Georgia Southern	02/16/17		11	0-1	.000	0-1	.000	0-0	.000	0	1	1	2.8	1	1	1	0	0	0	5.1
at Georgia State	2/18/17		3	0-1	.000	0-1	.000	0-0	.000	0	0	0	2.6	0	1	0	0	0	0	4.9
TROY	2/23/17		11	0-3	.000	0-2	.000	0-0	.000	2	2	4	2.7	3	2	2	0	1	0	4.7
SOUTH ALABAMA	2/25/17		19	0-1	.000	0-1	.000	1-2	.500	2	3	5	2.8	0	1	1	0	0	1	4.5
at Louisiana Monroe	03/02/17		25	2-7	.286	0-2	.000	0-0	.000	0	3	3	2.8	0	4	0	0	1	4	4.5
at Louisiana	03/04/17		22	3-4	.750	2-2	1.000	4-8	.500	0	1	1	2.7	1	2	1	0	1	12	4.8
vs South Alabama	3/9/17		15	0-3	.000	0-3	.000	0-0	.000	1	1	2	2.7	1	1	0	0	0	0	4.6
vs Troy	3/11/17		16	1-3	.333	1-1	1.000	0-0	.000	0	0	0	2.6	3	2	1	0	1	3	4.5
at Tulane	3/16/17		11	1-5	.200	1-2	.500	0-0	.000	1	2	3	2.6	2	1	2	0	0	3	4.5
Totals		6	500	47-133	.353	12-51	.235	24-48	.500	26	50	76	2.6	38	44	37	2	23	130	4.5



RICHARDS' CAREER STATS

Season	gp-gs	min/avg	Total		3-Point		F-Throws		Rebounds				Scoring							
			fg-fga	pct	fg-fga	pct	ft-fa	pct	off	def	tot	avg	pf	fo	ast	to	blk	stl	pts	avg
2016-17	29-6	500/17.2	47-133	.353	12-51	.235	24-48	.500	26	50	76	2.6	38	0	44	37	2	23	130	4.5
TOTAL	29-6	500/17.2	47-133	.353	12-51	.235	24-48	.500	26	50	76	2.6	38	0	44	37	2	23	130	4.5

PREVIEW

TEAM

LAST SEASON

RECORDS

HISTORY

PREVIEW



TEAM

44

LAST SEASON



RECORDS

HISTORY

rebekah VANDIJK

SENIOR | 3L | 6-5 | C | NAZARETH, TEXAS
NAZARETH HS

AS A SENIOR (2017-18): 2017-18 Sun Belt Preseason Third Team

AS A JUNIOR (2016-17): All-Conference Sun Belt first team ... Sun Belt Preseason Player of the Year ... 18th player to join UTA's 1,000-point club (achieved at South Alabama on Jan. 12). ... Third in the Sun Belt in scoring (15.5) and rebounding (8.8), lone player in conference to be in top three in both categories (both team highs) ... Scored in double figures in the first 21 games of the season and 29 of the 31 games played (all starts) ... Posted season-high of 34 points against Seton Hall (14-19 shooting) in SHU Thanksgiving Classic championship game, was named tournament MVP. Effort earned VanDijk the College Sports Madness Mid-Major Player of the Week award as well as SBC Player of the Week ... Achieved 30th-career double-double against Texas Tech, finished season with 12 and 37 for her career.

Enters senior season 8th in UTA history for scoring (1,238), 3rd in rebounds (847), 5th for rebounds per game (9.3), 8th in field-goals made (488), 2nd for field-goal percentage (53.4) and 144 career blocks are 3rd in UTA history and 20th in SBC history.

AS A SOPHOMORE (2015-16): All-Conference Sun Belt second team ... Led the Lady Mavs with 12.2 points and 8.9 rebounds per game ... Second in the SBC with 51 blocks, tied for eighth in UTA single-season history ... Became the fifth player in UTA history to record over 100 blocks in her career ... Recorded 10 double-doubles ... Scored a career-high 33 points on the way to her first Sun Belt Student-Athlete of the Week award in the final week of the season as she averaged 21.0 points over three games. The 33-point game was the tied for the second most scored in the Sun Belt and tied for sixth most in UTA single-game history ... Led the SBC with 3.4 offensive rebounds per game, totaling 102 for the season.


AS A FRESHMAN (2014-15): FullCourt.com mid-major freshmen All-American first team ... Sun Belt Conference Freshman of the Year ... All-Conference Sun Belt second team ... Sun Belt Conference Commissioner's List ... College Sports Madness SBC Freshman of the Year ... Led NCAA Division I freshmen with 15 double-doubles ... One of two players in the SBC to average a double-double ... Started all 30 games, scoring 13.0 points per game ... 53.9 field goal percentage was 21st in the nation, first in the Sun Belt and third in UTA single-season history ... 23rd in the nation in rebounds per game ... 309 rebounds and 10.3 rebounds per game are seventh in single-season history ... Season-high 20 points scored vs. ULM on Jan. 22, season-high 16 rebounds vs. Wichita State on Nov. 22.

PRIOR TO UTA: Four-year letterwinner in basketball and tennis ... Two-time MVP honors ... All-State team recognition in 2012-2013 ... Three-time Academic All-District ... Averaged 19.3 points, 12.3 rebounds and 4.0 blocks per game.

PERSONAL: Daughter of Joe and Appie VanDijk ... Has one brother, Nathaneal, and two sisters, Esther and Deborah ... Majoring in pre-law.

VANDIJK'S 2016-17 GAME-BY-GAME STATS

Opponent	Date	gs	min	Total		3-Pointers		Free throws		Rebounds				pf	a	t/o	blk	stl	pts	avg	
				fg-fga	pct	3fg-fga	pct	ft-fa	pct	off	def	tot	avg								
UTSA	11/13/16	*	20	5-10	.500	0-0	.000	0-4	.000	3	3	6	6.0	4	1	0	2	0	10	10.0	
at WKU	11/16/16	*	34	7-14	.500	0-0	.000	0-1	.000	7	5	12	9.0	3	1	1	3	0	14	12.0	
WICHITA STATE	11/20/16	*	20	4-8	.500	0-0	.000	4-4	1.000	5	5	10	9.3	5	0	0	1	1	12	12.0	
vs San Diego State	11/26/16	*	24	7-10	.700	0-0	.000	0-0	.000	2	3	5	8.3	4	0	2	2	0	14	12.5	
at Seton Hall	11/27/16	*	29	14-19	.737	0-0	.000	6-10	.600	7	4	11	8.8	2	0	3	0	1	34	16.8	
STEPHEN F. AUSTIN	12/3/16	*	35	7-14	.500	0-0	.000	6-10	.600	5	6	11	9.2	3	3	0	3	4	20	17.3	
at Kansas State	12/7/16	*	39	6-9	.667	0-0	.000	2-3	.667	2	7	9	9.1	3	1	3	1	2	14	16.9	
EASTERN NEW MEXICO	12/11/16	*	20	5-15	.333	0-0	.000	6-7	.857	3	2	5	8.6	3	1	0	0	0	16	16.8	
TEXAS A&M-COMMERCE	12/18/16	*	20	6-9	.667	0-0	.000	4-6	.667	2	4	6	8.3	2	0	1	3	2	16	16.7	
at Texas Tech	12/22/16	*	32	5-15	.333	0-0	.000	5-5	1.000	8	3	11	8.6	3	1	1	1	0	15	16.5	
APPALACHIAN STATE	12/29/16	*	36	7-14	.500	0-0	.000	6-10	.600	3	4	7	8.5	2	0	0	1	3	20	16.8	
COASTAL CAROLINA	12/31/16	*	37	4-12	.333	0-0	.000	6-6	1.000	6	10	16	9.1	3	0	2	0	1	14	16.6	
at Texas State	01/07/17	*	33	13-18	.722	0-0	.000	4-5	.800	4	10	14	9.5	0	1	1	1	0	30	17.6	
at South Alabama	1/12/17	*	31	7-12	.583	0-0	.000	2-6	.333	10	4	14	9.8	2	2	0	3	0	16	17.5	
at Troy	1/14/17	*	26	1-5	.200	0-0	.000	8-10	.800	5	4	9	9.7	4	0	4	0	0	10	17.0	
UL LAFAYETTE	1/19/17	*	34	4-5	.800	0-0	.000	6-7	.857	3	6	9	9.7	2	2	0	3	1	14	16.8	
LOUISIANA MONROE	1/21/17	*	24	10-15	.667	0-0	.000	1-2	.500	4	3	7	9.5	0	1	1	0	1	21	17.1	
at Coastal Carolina	1/26/17	*	19	4-5	.800	0-0	.000	2-2	1.000	1	4	5	9.3	4	0	4	0	2	10	16.7	
at Appalachian State	1/28/17	*	25	7-13	.538	0-0	.000	5-8	.625	3	8	11	9.4	2	2	1	4	0	19	16.8	
TEXAS STATE	2/4/17	*	38	6-8	.750	0-0	.000	2-2	1.000	2	6	8	9.3	2	1	1	2	2	14	16.7	
LITTLE ROCK	2/9/17	*	29	3-5	.600	0-0	.000	0-0	.000	1	5	6	9.1	3	1	0	2	0	6	16.1	
ARKANSAS STATE	2/11/17	*	31	9-13	.692	0-0	.000	3-4	.750	6	2	8	9.1	3	0	2	3	1	21	16.4	
at Georgia Southern	02/16/17	*	16	5-9	.556	0-0	.000	2-2	1.000	2	3	5	8.9	4	1	1	1	1	12	16.2	
at Georgia State	2/18/17	*	37	1-5	.200	0-0	.000	6-9	.667	2	5	7	8.8	4	0	3	0	0	8	15.8	
TROY	2/23/17	*	26	2-5	.400	0-0	.000	3-4	.750	4	4	8	8.8	4	1	3	1	0	7	15.5	
SOUTH ALABAMA	2/25/17	*	29	4-7	.571	0-0	.000	6-6	1.000	2	9	11	8.9	2	0	0	0	2	14	15.4	
at Louisiana Monroe	03/02/17	*	24	11-14	.786	0-0	.000	2-2	1.000	3	7	10	8.9	1	1	1	2	1	24	15.7	
at Louisiana	03/04/17	*	35	7-14	.500	0-0	.000	2-2	1.000	3	10	13	9.1	3	0	0	0	0	16	15.8	
vs South Alabama	3/9/17	*	37	4-8	.500	0-0	.000	11-12	.917	4	4	8	9.0	1	3	2	1	2	19	15.9	
vs Troy	3/11/17	*	24	5-9	.556	0-0	.000	1-2	.500	0	4	4	8.9	5	1	1	1	0	11	15.7	
at Tulane	3/16/17	*	28	5-13	.385	0-0	.000	1-2	.500	3	3	6	8.8	2	0	1	0	0	11	15.5	
Totals			31	892	185-332	.557	0-0	.000	112-153	.732	115	157	272	8.8	85	25	39	41	27	482	15.5



VANDIJK'S CAREER STATS

Season	gp-gs	min/avg	Total		3-Point		F-Throws		Rebounds				Scoring							
			fg-fga	pct	fg-fga	pct	ft-fa	pct	off	def	tot	avg	pf	fo	ast	to	blk	stl	pts	avg
2014-15	30-30	883/29.4	166-308	.539	0-0	.000	57-95	.600	115	194	309	10.3	72	1	30	58	52	11	389	13.0
2015-16	30-30	874/29.1	137-274	.500	0-0	.000	93-126	.738	102	164	266	8.9	82	1	22	61	51	22	367	12.2
2016-17	31-31	892/28.8	185-332	.557	0-0	.000	112-153	.732	115	157	272	8.8	85	2	25	39	41	27	482	15.5
TOTAL	91-91	2649/29.1	488-914	.534	0-0	.000	262-374	.701	332	515	847	9.3	239	4	77	158	144	60	1238	13.6

PREVIEW

TEAM

LAST SEASON

RECORDS

HISTORY

PREVIEW



brooke ALEXANDER

SOPHOMORE | TR | 6-0 | G | FRISCO, TEXAS
LIBERTY // PRESTONWOOD CHRISTIAN ACADEMY

PRIOR TO UTA (LIBERTY): Started 16 of the 31 games played for Liberty during 2015-16 ... Averaged 3.3 points a game ... Third among all Flames with 51 assists.

PRIOR TO LIBERTY: Played at Prestonwood Christian Academy ... Helped the Lady Lions reach their first-ever TAPPS 5A state final four in 2013 and win first-ever championship in 2014 ... Averaged 13.5 points and led the team in assists, steals and 3-pointers in 2014 ... Became a TAPPS 5A first team All-State selection as a junior and senior ... Was a second-team selection her sophomore year ... Played club ball for United Elite ... Member of Big Brothers Big Sisters, Gateway Church, National Honor Society, Leadership Academy and PCA Student Ambassador.

PERSONAL: Daughter of Mike and Lee Ann Alexander ... Has one brother, Blake and one sister, Lauren ... Majoring in International Business with a minor in Spanish ... Wants to become an overseas missionary or professional basketball player.

TEAM

12

LAST SEASON



kelsey JOHNSON

FRESHMAN | HS | 6-3 | F | WASHINGTON, OKLA.
WASHINGTON HS

PRIOR TO UTA: 2016 All-State selection ... Team was 2016 state runner up ... 2014 and 2015 state semi-finalist ... 2014-16 All-City first team ... 2016 OGBCA All-State ... 2014-16 Daily Oklahoma All-State and state All-Tournament team ... 2016 Class Valedictorian ... Played club ball for Oklahoma And1 Blue Star ... Member of Fellowship of Christian Athletes, National Honor Society, Science Club and was vice president of Student council.

PERSONAL: Daughter of Steven and Kelly Johnson ... Has three brothers ... Mother played basketball at Oklahoma ... Brother, Zach played football at Houston ... Undeclared major.

RECORDS

HISTORY

33



13

daiiane MACHADO

JUNIOR | TR | 6-1 | F | CURITIBA, BRAZIL
NEW MEXICO JC

PRIOR TO UTA (New Mexico JC): Averaged 12.9 points per game in 27 starts, playing 18.9 minutes per game and shooting 50.3 percent from the field. Shot 32.0 percent from 3-point land. 2015-16 Western Junior College Athletic Conference Newcomer of the Year and All-Conference first team selection. 2016-17 WJCAC All-Conference

PERSONAL: Born Jan. 25, 1995. Native of Curitiba, Brazil



1

laurynn MCGOWEN

JUNIOR | TR | 5-6 | PG | ARLINGTON, TEXAS
ARLINGTON SEGUIN

Prior to UTA (New Mexico Junior College): Started 15 of the 27 games played for NMJC during 2016-17... Averaged 10.9 points a game... Also led the Thunderbirds in assists with 64.

Prior to New Mexico Junior College (Sam Houston): Started 22 of the 32 games played for the Bearkats... Fourth leading scorer among the team as a true freshman averaging 7.7 points... Ranked third in assists with 60 for the 2015-16 season.

Prior to Sam Houston (Seguin): Earned first team all-district honors as a combo guard for Coach Courtney Phillips on 29-8 squad that reached the regional finals in 2014-15 ... Offensive "Player of the Year", Defensive "Most Valuable Player," TABC All-Region and TGCA All-State selection ... team captain of a district championship squad ... Academic All-State and All-District with 3.73 grade point average ... averaged 15.3 points, 4.1 rebounds, 4.2 assists and 5.3 steals per game as a junior ... played summer league ball for United Elite Black coached by Jamarius Brewster.

Personal:

PREVIEW



jennifer PARKER

FRESHMAN | HS | 6-2 | F | LEANDER, TEXAS
ROUSE HS

Prior to UTA: Earned First-Team All-District as a junior and second team as both a freshman and junior for Rouse High School ... Team captain of junior and senior year teams ... Defensive MVP as a sophomore and Team MVP as a junior ... Member of Academic All-District Team, Cedar Park All-Tournament Team and Bastrop All-Tournament Team.

TEAM

22

LAST SEASON



zhane TEMPLETON

JUNIOR | TR | 5-10 | G | GRAND PRAIRIE, TEXAS
GONZAGA // SOUTH GRAND PRAIRIE HS

Prior to UTA (Gonzaga): played in 29 games for the 2016-17 season... recorded 126 points averaging 4.3 per game... Held a .419 three-point percentage for the 2016-17 season... Played in 33 games for the 2015-16 season... Scored 182 points averaging 5.5 per game... Posted 21 steals during 2015-16.

RECORDS

HISTORY

10

Prior to Gonzaga (South Grand Prairie): Attended South Grand Prairie High School in Grand Prairie, Texas ... averaged 11.2 points and 4.4 rebounds in 2014 ... named Texas Girls Coaches Association First Team Class 5A All-State and First Team All-District 7-5A ... As a junior, helped South Grand Prairie reach the third round of the UIL Class 5A state tournament before falling to eventual state champion, Duncanville ... SGPHS finished the season with 22 wins.



michaela WRIGHT

FRESHMAN | HS | 6-5 | C | COLUMBIA, MO.
FATHER TOLTON CATHOLIC HS

Prior to UTA: Two-sport athlete at Father Tolton Catholic High School ... Lettered in basketball and volleyball ... All-District honors and All-Region and All-State in volleyball. Two-time Missouri Homeschool Basketball State Champion and Team MVP ... Accumulated 1,400 points during four-year HS career ... Averaged 14.9 points per game and 10.5 rebounds during senior season.

40

PREVIEW

TEAM

LAST SEASON

RECORDS

HISTORY

2016-17 OVERALL FINAL STATS

RECORD:	OVERALL	HOME	AWAY	NEUTRAL
ALL GAMES	22-9	11-3	9-5	2-1
CONFERENCE	14-4	7-2	7-2	0-0
NON-CONFERENCE	8-5	4-1	2-3	2-1

#	Player	gp-gs	min	Total		3-Point		F-Throw		Rebounds					pts	avg							
				fg-fga	fg%	3fg-fga	3fg%	ft-fa	ft%	off	def	tot	avg	pf			dq	a	to	blk	stl		
44	VanDijk,Rebekah	31-31	892	28.8	185-332	.557	0-0	.000	112-153	.732	115	157	272	8.8	85	2	25	39	41	27	482	15.5	
00	Johnson,Cierra	30-30	898	29.9	134-295	.454	18-66	.273	81-112	.723	62	112	174	5.8	93	3	93	78	7	93	367	12.2	
23	Devers,Christina	31-25	772	24.9	112-363	.309	43-152	.283	69-93	.742	31	61	92	3.0	80	0	45	79	2	47	336	10.8	
03	Allen,Crystal	22-12	459	20.9	63-146	.432	30-64	.469	29-36	.806	25	36	61	2.8	48	2	21	32	4	13	185	8.4	
24	Evans,Aysia	31-11	471	15.2	67-162	.414	27-92	.293	25-36	.694	13	28	41	1.3	62	0	39	40	1	35	186	6.0	
14	Mattingly,Ericka	31-30	808	26.1	47-134	.351	13-53	.245	46-72	.639	10	63	73	2.4	94	5	117	96	6	71	153	4.9	
11	Richards,Shelby	29-6	500	17.2	47-133	.353	12-51	.235	24-48	.500	26	50	76	2.6	38	0	44	37	2	23	130	4.5	
02	Billie,Lauren	31-8	415	13.4	34-96	.354	21-67	.313	4-5	.800	19	29	48	1.5	54	0	26	25	0	6	93	3.0	
05	LeJune,Miranda	31-1	445	14.4	30-65	.462	19-42	.452	8-12	.667	4	31	35	1.1	30	0	60	41	1	9	87	2.8	
04	Clark,Breck	24-1	172	7.2	18-53	.340	8-21	.381	8-15	.533	10	19	29	1.2	15	0	1	11	0	5	52	2.2	
25	Te'o,Allyson	31-0	326	10.5	14-39	.359	0-2	.000	13-18	.722	19	45	64	2.1	50	2	10	16	7	9	41	1.3	
13	Kairyte,Greta	12-0	41	3.4	2-11	.182	0-1	.000	4-7	.571	2	2	4	0.3	11	0	0	4	1	2	8	0.7	
Team											71	71	142		1		12						
Total.....		31	6199		753-1829	.412	191-611	.313	423-607	.697	407	704	1111	35.8	661	14	481	510	72	340	2120	68.4	
Opponents.....		31	6201		639-1596	.400	166-488	.340	447-661	.676	346	740	1086	35.0	624	-	335	653	117	250	1891	61.0	

TEAM STATISTICS	UTA	OPP	Date	Opponent	Score	Att.
SCORING	2120	1891	11/13/16	UTSA	w 75-54	592
Points per game	68.4	61.0	11/16/16	at WKU	w 71-68	1712
Scoring margin	+7.4	-	11/20/16	WICHITA STATE	w 74-70	525
FIELD GOALS-ATT	753-1829	639-1596	11/26/16	vs San Diego State	w 64-58	311
Field goal pct	.412	.400	11/27/16	at Seton Hall	w 86-61	672
3 POINT FG-ATT	191-611	166-488	12/3/16	STEPHEN F. AUSTIN	L 60-65	547
3-point FG pct	.313	.340	12/7/16	at Kansas State	L 49-62	4050
3-pt FG made per game	6.2	5.4	12/11/16	EASTERN NEW MEXICO	w 65-48	419
FREE THROWS-ATT	423-607	447-661	12/18/16	TEXAS A&M-COMMERCE	w 80-50	575
Free throw pct	.697	.676	12/22/16	at Texas Tech	L 60-79	4794
F-Throws made per game	13.6	14.4	* 12/29/16	APPALACHIAN STATE	w 74-63	591
REBOUNDS	1111	1086	* 12/31/16	COASTAL CAROLINA	w 60-58	1892
Rebounds per game	35.8	35.0	* 01/07/17	at Texas State	w 61-39	1667
Rebounding margin	+0.8	-	* 1/12/17	at South Alabama	w 73-49	356
ASSISTS	481	335	* 1/14/17	at Troy	L 68-85	867
Assists per game	15.5	10.8	* 1/19/17	UL LAFAYETTE	w 79-66	554
TURNOVERS	510	653	* 1/21/17	LOUISIANA MONROE	w 93-59	2659
Turnovers per game	16.5	21.1	* 1/26/17	at Coastal Carolina	w 70-41	320
Turnover margin	+4.6	-	* 1/28/17	at Appalachian State	w 73-62	477
Assist/turnover ratio	0.9	0.5	* 2/4/17	TEXAS STATE	L 69-75	3483
STEALS	340	250	* 2/9/17	LITTLE ROCK	L 49-58	5011
Steals per game	11.0	8.1	* 2/11/17	ARKANSAS STATE	w 69-58	2737
BLOCKS	72	117	* 02/16/17	at Georgia Southern	w 69-60	268
Blocks per game	2.3	3.8	* 2/18/17	at Georgia State	L 59-64	526
ATTENDANCE	23191	19935	* 2/23/17	TROY	w 78-72	728
Home games-Avg/Game	14-1656	14-1328	* 2/25/17	SOUTH ALABAMA	w 53-41	2878
Neutral site-Avg/Game	-	3-446	* 03/02/17	at Louisiana Monroe	w 83-47	1604
			* 03/04/17	at Louisiana	w 79-76	1284
Score by Periods	1st	2nd	3rd	4th	Totals	
UT Arlington	473	493	585	569	2120	
Opponents	474	412	486	519	1891	
						3/9/17 vs South Alabama w 65-53 0
						3/11/17 vs Troy L 59-88 1027
						3/16/17 at Tulane L 53-62 0

* - Conference game

PREVIEW

TEAM

LAST SEASON

RECORDS

HISTORY

SUN BELT FINAL STATS

RECORD:	OVERALL	HOME	AWAY	NEUTRAL
ALL GAMES	14-4	7-2	7-2	0-0
CONFERENCE	14-4	7-2	7-2	0-0
NON-CONFERENCE	0-0	0-0	0-0	0-0

#	Player	gp-gs	min	Total		3-Point		F-Throw		Rebounds					pts	avg						
				fg-fga	fg%	3fg-fga	3fg%	ft-fa	ft%	off	def	tot	avg	pf			dq	a	to	blk	stl	
44	VanDijk,Rebekah	18-18	530	29.4	105-179	.587	0-0	.000	66-87	.759	64	104	168	9.3	45	0	13	24	23	15	276	15.3
00	Johnson,Cierra	17-17	502	29.5	80-174	.460	9-36	.250	45-60	.750	30	68	98	5.8	50	1	52	44	6	49	214	12.6
23	Devers,Christina	18-14	412	22.9	63-179	.352	24-77	.312	35-43	.814	11	27	38	2.1	47	0	23	41	2	28	185	10.3
03	Allen,Crystal	18-11	387	21.5	56-129	.434	26-54	.481	22-28	.786	24	28	52	2.9	39	2	18	26	3	10	160	8.9
24	Evans,Aysia	18-5	260	14.4	37-86	.430	12-47	.255	12-19	.632	11	17	28	1.6	33	0	23	24	0	20	98	5.4
14	Mattingly,Ericka	18-18	502	27.9	26-74	.351	9-29	.310	31-46	.674	4	44	48	2.7	54	2	83	61	3	47	92	5.1
11	Richards,Shelby	16-4	285	17.8	28-75	.373	7-28	.250	14-28	.500	11	21	32	2.0	19	0	26	19	1	12	77	4.8
02	Billie,Lauren	18-3	231	12.8	19-49	.388	14-37	.378	4-5	.800	7	18	25	1.4	27	0	15	15	0	4	56	3.1
05	LeJune,Miranda	18-0	221	12.3	15-36	.417	10-22	.455	3-4	.750	1	14	15	0.8	14	0	26	20	1	4	43	2.4
04	Clark,Breck	13-0	70	5.4	10-27	.370	5-10	.500	3-4	.750	6	6	12	0.9	5	0	1	5	0	2	28	2.2
25	Te'o,Allyson	18-0	179	9.9	9-23	.391	0-2	.000	5-8	.625	12	24	36	2.0	29	1	7	8	3	5	23	1.3
13	Kairyte,Greta	7-0	20	2.9	2-6	.333	0-1	.000	3-5	.600	1	1	2	0.3	6	0	0	1	1	1	7	1.0
Team											40	36	76		1		4					
Total.....		18	3599		450-1037	.434	116-343	.338	243-337	.721	222	408	630	35.0	369	6	287	292	43	197	1259	69.9
Opponents.....		18	3601		371-928	.400	96-283	.339	235-350	.671	196	401	597	33.2	359	-	199	376	66	145	1073	59.6

TEAM STATISTICS	UTA	OPP	Date	Opponent	Score	Att.
SCORING	1259	1073	* 12/29/16	APPALACHIAN STATE	w 74-63	591
Points per game	69.9	59.6	* 12/31/16	COASTAL CAROLINA	w 60-58	1892
Scoring margin	+10.3	-	* 01/07/17	at Texas State	w 61-39	1667
FIELD GOALS-ATT	450-1037	371-928	* 1/12/17	at South Alabama	w 73-49	356
Field goal pct	.434	.400	* 1/14/17	at Troy	L 68-85	867
3 POINT FG-ATT	116-343	96-283	* 1/19/17	UL LAFAYETTE	w 79-66	554
3-point FG pct	.338	.339	* 1/21/17	LOUISIANA MONROE	w 93-59	2659
3-pt FG made per game	6.4	5.3	* 1/26/17	at Coastal Carolina	w 70-41	320
FREE THROWS-ATT	243-337	235-350	* 1/28/17	at Appalachian State	w 73-62	477
Free throw pct	.721	.671	* 2/4/17	TEXAS STATE	L 69-75	3483
F-Throws made per game	13.5	13.1	* 2/9/17	LITTLE ROCK	L 49-58	5011
REBOUNDS	630	597	* 2/11/17	ARKANSAS STATE	w 69-58	2737
Rebounds per game	35.0	33.2	* 02/16/17	at Georgia Southern	w 69-60	268
Rebounding margin	+1.8	-	* 2/18/17	at Georgia State	L 59-64	526
ASSISTS	287	199	* 2/23/17	TROY	w 78-72	728
Assists per game	15.9	11.1	* 2/25/17	SOUTH ALABAMA	w 53-41	2878
TURNOVERS	292	376	* 03/02/17	at Louisiana Monroe	w 83-47	1604
Turnovers per game	16.2	20.9	* 03/04/17	at Louisiana	w 79-76	1284
Turnover margin	+4.7	-	* - Conference game			
Assist/turnover ratio	1.0	0.5				
STEALS	197	145				
Steals per game	10.9	8.1				
BLOCKS	43	66				
Blocks per game	2.4	3.7				
ATTENDANCE	20533	7369				
Home games-Avg/Game	9-2281	9-819				
Neutral site-Avg/Game	-	0-0				

Score by Periods	1st	2nd	3rd	4th	Totals
UT Arlington	270	286	355	348	1259
Opponents	266	244	264	299	1073

PREVIEW

TEAM

LAST SEASON

RECORDS

HISTORY

2016-17 TEAM GAME-BY-GAME

TEAM STATISTICS

Opponent	Date	Score		Total		3-Pointers		Free throws		Rebounds				pf	a	t/o	blk	stl	pts	avg
				fg-fga	pct	3fg-fga	pct	ft-fa	pct	off	def	tot	avg							
UTSA	11/13/16	75-54	W	27-64	.422	11-27	.407	10-15	.667	15	21	36	36.0	18	17	16	2	13	75	75.0
at WKU	11/16/16	71-68	W	28-63	.444	4-11	.364	11-16	.688	18	22	40	38.0	20	15	17	3	8	71	73.0
WICHITA STATE	11/20/16	74-70	W	26-62	.419	6-19	.316	16-22	.727	14	22	36	37.3	24	17	10	2	5	74	73.3
vs San Diego State	11/26/16	64-58	W	24-56	.429	4-15	.267	12-22	.545	11	23	34	36.5	26	10	18	2	6	64	71.0
at Seton Hall	11/27/16	86-61	W	32-69	.464	6-26	.231	16-28	.571	16	31	47	38.6	20	22	26	0	16	86	74.0
STEPHEN F. AUSTIN	12/3/16	60-65	L	21-51	.412	7-19	.368	11-24	.458	13	26	39	38.7	30	18	24	5	10	60	71.7
at Kansas State	12/7/16	49-62	L	20-53	.377	5-15	.333	4-7	.571	11	15	26	36.9	18	13	27	1	16	49	68.4
EASTERN NEW MEXICO	12/11/16	65-48	W	19-65	.292	3-15	.200	24-37	.649	15	24	39	37.1	22	12	6	1	16	65	68.0
TEXAS A&M-COMMERCE	12/18/16	80-50	W	28-63	.444	7-20	.350	17-28	.607	16	36	52	38.8	24	18	22	9	12	80	69.3
at Texas Tech	12/22/16	60-79	L	22-77	.286	7-31	.226	9-12	.750	26	12	38	38.7	19	18	15	1	9	60	68.4
APPALACHIAN STATE	12/29/16	74-63	W	23-62	.371	7-20	.350	21-31	.677	18	18	36	38.5	17	15	12	3	11	74	68.9
COASTAL CAROLINA	12/31/16	60-58	W	20-54	.370	0-10	.000	20-27	.741	15	22	37	38.3	21	12	16	3	13	60	68.2
at Texas State	01/07/17	61-39	W	25-58	.431	3-12	.250	8-10	.800	13	28	41	38.5	8	16	13	3	11	61	67.6
at South Alabama	1/12/17	73-49	W	29-57	.509	10-13	.769	5-11	.455	17	22	39	38.6	15	14	19	4	9	73	68.0
at Troy	1/14/17	68-85	L	23-73	.315	7-30	.233	15-23	.652	22	22	44	38.9	24	12	20	1	14	68	68.0
UL LAFAYETTE	1/19/17	79-66	W	26-53	.491	9-23	.391	18-25	.720	8	20	28	38.2	16	19	10	3	11	79	68.7
LOUISIANA MONROE	1/21/17	93-59	W	36-69	.522	9-18	.500	12-19	.632	12	20	32	37.9	20	24	10	0	15	93	70.1
at Coastal Carolina	1/26/17	70-41	W	24-51	.471	3-14	.214	19-22	.864	11	27	38	37.9	27	12	22	2	16	70	70.1
at Appalachian State	1/28/17	73-62	W	27-58	.466	2-12	.167	17-22	.773	14	20	34	37.7	23	17	19	5	9	73	70.3
TEXAS STATE	2/4/17	69-75	L	24-57	.421	11-25	.440	10-18	.556	10	20	30	37.3	21	16	13	2	9	69	70.2
LITTLE ROCK	2/9/17	49-58	L	18-44	.409	5-16	.313	8-10	.800	6	18	24	36.7	25	10	20	4	9	49	69.2
ARKANSAS STATE	2/11/17	69-58	W	25-61	.410	4-12	.333	15-22	.682	12	27	39	36.8	25	18	14	3	10	69	69.2
at Georgia Southern	02/16/17	69-60	W	27-63	.429	7-27	.259	8-9	.889	14	23	37	36.8	16	18	15	2	9	69	69.2
at Georgia State	2/18/17	59-64	L	18-50	.360	7-24	.292	16-21	.762	11	17	28	36.4	23	10	22	2	14	59	68.8
TROY	2/23/17	78-72	W	26-61	.426	9-27	.333	17-24	.708	14	29	43	36.7	28	19	22	1	8	78	69.1
SOUTH ALABAMA	2/25/17	53-41	W	16-45	.356	5-21	.238	16-17	.941	6	28	34	36.6	22	15	17	2	12	53	68.5
at Louisiana Monroe	03/02/17	83-47	W	37-66	.561	7-17	.412	2-3	.667	13	20	33	36.4	12	21	12	3	12	83	69.0
at Louisiana	03/04/17	79-76	W	26-55	.473	11-22	.500	16-23	.696	6	27	33	36.3	26	19	16	0	5	79	69.4
vs South Alabama	3/9/17	65-53	W	18-51	.353	5-25	.200	24-27	.889	14	23	37	36.3	14	13	11	1	10	65	69.2
vs Troy	3/11/17	59-88	L	18-62	.290	3-24	.125	20-24	.833	7	23	30	36.1	31	12	15	1	14	59	68.9
at Tulane	3/16/17	53-62	L	20-56	.357	7-21	.333	6-8	.750	9	18	27	35.8	26	9	11	1	8	53	68.4
UT Arlington		2120		753-1829	.412	191-611	.313	423-607	.697	407	704	1111	35.8	661	481	510	72	340	2120	68.4
Opponents		1891		639-1596	.400	166-488	.340	447-661	.676	346	740	1086	35.0	624	335	653	117	250	1891	61.0

Games played: 31
 Points/game: 68.4
 FG Pct: 41.2
 3FG Pct: 31.3
 FT Pct: 69.7

Rebounds/game: 35.8
 Assists/game: 15.5
 Turnovers/game: 16.5
 Assist/turnover ratio: 0.9
 Steals/game: 11.0
 Blocks/game: 2.3

PREVIEW

TEAM

LAST SEASON

RECORDS

HISTORY

2016-17 TEAM LEADERS

Points	G	Pts	Pts/G
VanDijk,Rebekah	31	482	15.5
Johnson,Cierra	30	367	12.2
Devers,Christina	31	336	10.8
Evans,Aysia	31	186	6.0
Allen,Crystal	22	185	8.4
Mattingly,Ericka	31	153	4.9
Richards,Shelby	29	130	4.5
Billie,Lauren	31	93	3.0
LeJune,Miranda	31	87	2.8
Clark,Breck	24	52	2.2
Te'o,Allyson	31	41	1.3
Kairyte,Greta	12	8	0.7

FG Percentage	FG	Att	Pct
VanDijk,Rebekah	185	332	.557
LeJune,Miranda	30	65	.462
Johnson,Cierra	134	295	.454
Allen,Crystal	63	146	.432
Evans,Aysia	67	162	.414
Te'o,Allyson	14	39	.359
Billie,Lauren	34	96	.354
Richards,Shelby	47	133	.353
Mattingly,Ericka	47	134	.351
Clark,Breck	18	53	.340
Devers,Christina	112	363	.309
Kairyte,Greta	2	11	.182

3-Point Percentage	3FG	Att	Pct
Allen,Crystal	30	64	.469
LeJune,Miranda	19	42	.452
Clark,Breck	8	21	.381
Billie,Lauren	21	67	.313
Evans,Aysia	27	92	.293
Devers,Christina	43	152	.283
Johnson,Cierra	18	66	.273
Mattingly,Ericka	13	53	.245
Richards,Shelby	12	51	.235
Kairyte,Greta	0	1	.000
Te'o,Allyson	0	2	.000

Free Throw Percent	FG	Att	Pct
Allen,Crystal	29	36	.806
Billie,Lauren	4	5	.800
Devers,Christina	69	93	.742
VanDijk,Rebekah	112	153	.732
Johnson,Cierra	81	112	.723
Te'o,Allyson	13	18	.722
Evans,Aysia	25	36	.694
LeJune,Miranda	8	12	.667
Mattingly,Ericka	46	72	.639
Kairyte,Greta	4	7	.571
Clark,Breck	8	15	.533
Richards,Shelby	24	48	.500

Scoring Average	G	Pts	Avg/G
VanDijk,Rebekah	31	482	15.5
Johnson,Cierra	30	367	12.2
Devers,Christina	31	336	10.8
Allen,Crystal	22	185	8.4
Evans,Aysia	31	186	6.0
Mattingly,Ericka	31	153	4.9
Richards,Shelby	29	130	4.5
Billie,Lauren	31	93	3.0
LeJune,Miranda	31	87	2.8
Clark,Breck	24	52	2.2
Te'o,Allyson	31	41	1.3
Kairyte,Greta	12	8	0.7

Field Goal Attempts	G	Att	Att/G
Devers,Christina	31	363	11.7
VanDijk,Rebekah	31	332	10.7
Johnson,Cierra	30	295	9.8
Evans,Aysia	31	162	5.2
Allen,Crystal	22	146	6.6

Field Goals Made	G	Made	Made/G
VanDijk,Rebekah	31	185	6.0
Johnson,Cierra	30	134	4.5
Devers,Christina	31	112	3.6
Evans,Aysia	31	67	2.2
Allen,Crystal	22	63	2.9

3-Point FG Attempts	G	Att	Att/G
Devers,Christina	31	152	4.9
Evans,Aysia	31	92	3.0
Billie,Lauren	31	67	2.2
Johnson,Cierra	30	66	2.2
Allen,Crystal	22	64	2.9

3-Point FG Made	G	Made	Made/G
Devers,Christina	31	43	1.4
Allen,Crystal	22	30	1.4
Evans,Aysia	31	27	0.9
Billie,Lauren	31	21	0.7
LeJune,Miranda	31	19	0.6

Free Throw Attempts	G	Att	Att/G
VanDijk,Rebekah	31	153	4.9
Johnson,Cierra	30	112	3.7
Devers,Christina	31	93	3.0
Mattingly,Ericka	31	72	2.3
Richards,Shelby	29	48	1.7

Free Throws Made	G	Made	Made/G
VanDijk,Rebekah	31	112	3.6
Johnson,Cierra	30	81	2.7
Devers,Christina	31	69	2.2
Mattingly,Ericka	31	46	1.5
Allen,Crystal	22	29	1.3

PREVIEW

TEAM

LAST SEASON

RECORDS

HISTORY

2016-17 TEAM LEADERS CONT. //

PREVIEW

Rebounds	G	Reb	Reb/G
VanDijk,Rebekah	31	272	8.8
Johnson,Cierra	30	174	5.8
Devers,Christina	31	92	3.0
Richards,Shelby	29	76	2.6
Mattingly,Ericka	31	73	2.4

Assists	G	No.	Ast/G
Mattingly,Ericka	31	117	3.8
Johnson,Cierra	30	93	3.1
LeJune,Miranda	31	60	1.9
Devers,Christina	31	45	1.5
Richards,Shelby	29	44	1.5

TEAM

Rebound Average	G	Reb	Avg/G
VanDijk,Rebekah	31	272	8.8
Johnson,Cierra	30	174	5.8
Devers,Christina	31	92	3.0
Allen,Crystal	22	61	2.8
Richards,Shelby	29	76	2.6

Steals	G	No.	St/G
Johnson,Cierra	30	93	3.1
Mattingly,Ericka	31	71	2.3
Devers,Christina	31	47	1.5
Evans,Aysia	31	35	1.1
VanDijk,Rebekah	31	27	0.9

Offensive Rebounds	G	No.	Avg/G
VanDijk,Rebekah	31	115	3.7
Johnson,Cierra	30	62	2.1
Devers,Christina	31	31	1.0
Richards,Shelby	29	26	0.9
Allen,Crystal	22	25	1.1

Blocked Shots	G	No.	Blk/G
VanDijk,Rebekah	31	41	1.3
Johnson,Cierra	30	7	0.2
Te'o,Allyson	31	7	0.2
Mattingly,Ericka	31	6	0.2
Allen,Crystal	22	4	0.2

LAST SEASON

Defensive Rebounds	G	No.	Avg/G
VanDijk,Rebekah	31	157	5.1
Johnson,Cierra	30	112	3.7
Mattingly,Ericka	31	63	2.0
Devers,Christina	31	61	2.0
Richards,Shelby	29	50	1.7

Minutes	G	No.	Min/G
Johnson,Cierra	30	898	29.9
VanDijk,Rebekah	31	892	28.8
Mattingly,Ericka	31	808	26.1
Devers,Christina	31	772	24.9
Richards,Shelby	29	500	17.2

Fouls	G	No.	Per/G
Mattingly,Ericka	31	94	3.0
Johnson,Cierra	30	93	3.1
VanDijk,Rebekah	31	85	2.7
Devers,Christina	31	80	2.6
Evans,Aysia	31	62	2.0

Turnovers	G	No.	TO/G
Mattingly,Ericka	31	96	3.1
Devers,Christina	31	79	2.5
Johnson,Cierra	30	78	2.6
LeJune,Miranda	31	41	1.3
Evans,Aysia	31	40	1.3

RECORDS

Foulsouts	G	No.
Mattingly,Ericka	31	5
Johnson,Cierra	30	3
Allen,Crystal	22	2
VanDijk,Rebekah	31	2
Te'o,Allyson	31	2

HISTORY

2016-17 GAME HIGHS/LOWS

UT Arlington - TEAM GAME HIGHS

POINTS	93		LOUISIANA MONROE (1/21/17)
	86		at Seton Hall (11/27/16)
	83		at Louisiana Monroe (03/02/17)
	80		TEXAS A&M-COMMERCE (12/18/16)
	79		at Louisiana (03/04/17)
	79		UL LAFAYETTE (1/19/17)
FIELD GOALS MADE	37		at Louisiana Monroe (03/02/17)
	36		LOUISIANA MONROE (1/21/17)
FIELD GOAL ATTEMPTS	77		at Texas Tech (12/22/16)
	73		at Troy (1/14/17)
FIELD GOAL PERCENTAGE	.561	(37-66)	at Louisiana Monroe (03/02/17)
	.522	(36-69)	LOUISIANA MONROE (1/21/17)
3 PT FIELD GOALS MADE	11		at Louisiana (03/04/17)
	11		TEXAS STATE (2/4/17)
	11		UTSA (11/13/16)
3 PT FG ATTEMPTS	31		at Texas Tech (12/22/16)
	30		at Troy (1/14/17)
3 PT FG PERCENTAGE	.769	(10-13)	at South Alabama (1/12/17)
	.500	(11-22)	at Louisiana (03/04/17)
	.500	(9-18)	LOUISIANA MONROE (1/21/17)
FREE THROWS MADE	24		vs South Alabama (3/9/17)
	24		EASTERN NEW MEXICO (12/11/16)
FREE THROW ATTEMPTS	37		EASTERN NEW MEXICO (12/11/16)
	31		APPALACHIAN STATE (12/29/16)
FREE THROW PERCENTAGE	.941	(16-17)	SOUTH ALABAMA (2/25/17)
	.889	(24-27)	vs South Alabama (3/9/17)
	.889	(8-9)	at Georgia Southern (02/16/17)
REBOUNDS	52		TEXAS A&M-COMMERCE (12/18/16)
	47		at Seton Hall (11/27/16)
ASSISTS	24		LOUISIANA MONROE (1/21/17)
	22		at Seton Hall (11/27/16)
STEALS	16		at Coastal Carolina (1/26/17)
	16		EASTERN NEW MEXICO (12/11/16)
	16		at Kansas State (12/7/16)
	16		at Seton Hall (11/27/16)
BLOCKED SHOTS	9		TEXAS A&M-COMMERCE (12/18/16)
	5		at Appalachian State (1/28/17)
	5		STEPHEN F. AUSTIN (12/3/16)
TURNOVERS	27		at Kansas State (12/7/16)
	26		at Seton Hall (11/27/16)
FOULS	31		vs Troy (3/11/17)
	30		STEPHEN F. AUSTIN (12/3/16)

PREVIEW

TEAM

LAST SEASON

RECORDS

HISTORY

2016-17 GAME HIGHS/LOWS CONT. //

PREVIEW

Opponent - GAME HIGHS

POINTS	88	vs Troy (3/11/17)
	85	at Troy (1/14/17)
	79	at Texas Tech (12/22/16)
	76	at Louisiana (03/04/17)
FIELD GOALS MADE	75	TEXAS STATE (2/4/17)
	32	at Troy (1/14/17)
FIELD GOAL ATTEMPTS	28	vs Troy (3/11/17)
	71	vs Troy (3/11/17)
FIELD GOAL PERCENTAGE	65	TROY (2/23/17)
	.556 (25-45)	at Texas Tech (12/22/16)
3 PT FIELD GOALS MADE	.508 (32-63)	at Troy (1/14/17)
	11	at Georgia Southern (02/16/17)
	9	vs South Alabama (3/9/17)
	9	at Georgia State (2/18/17)
3 PT FG ATTEMPTS	9	at Troy (1/14/17)
	9	at Texas Tech (12/22/16)
3 PT FG PERCENTAGE	28	at Troy (1/14/17)
	24	at Georgia Southern (02/16/17)
FREE THROWS MADE	.563 (9-16)	at Texas Tech (12/22/16)
	.529 (9-17)	at Georgia State (2/18/17)
FREE THROW ATTEMPTS	26	vs Troy (3/11/17)
	25	STEPHEN F. AUSTIN (12/3/16)
FREE THROW PERCENTAGE	35	vs Troy (3/11/17)
	34	at Louisiana (03/04/17)
REBOUNDS	34	STEPHEN F. AUSTIN (12/3/16)
	1.000 (4-4)	at Louisiana Monroe (03/02/17)
ASSISTS	.800 (20-25)	LITTLE ROCK (2/9/17)
	64	vs Troy (3/11/17)
STEALS	49	EASTERN NEW MEXICO (12/11/16)
	20	at Troy (1/14/17)
BLOCKED SHOTS	16	at Georgia State (2/18/17)
	13	STEPHEN F. AUSTIN (12/3/16)
TURNOVERS	13	at Seton Hall (11/27/16)
	8	at Appalachian State (1/28/17)
FOULS	7	APPALACHIAN STATE (12/29/16)
	29	at Texas Tech (12/22/16)
	29	EASTERN NEW MEXICO (12/11/16)
	29	at Kansas State (12/7/16)
	7	at Seton Hall (11/27/16)
	31	at Seton Hall (11/27/16)
	28	at Coastal Carolina (1/26/17)
	29	at Troy (1/14/17)
	29	COASTAL CAROLINA (12/31/16)

TEAM

LAST SEASON

RECORDS

HISTORY

2016-17 GAME HIGHS/LOWS CONT. //

UT Arlington - GAME LOWS

POINTS	49	at Kansas State (12/7/16)
	49	LITTLE ROCK (2/9/17)
	53	SOUTH ALABAMA (2/25/17)
	53	at Tulane (3/16/17)
	59	at Georgia State (2/18/17)
	59	vs Troy (3/11/17)
FIELD GOALS MADE	16	SOUTH ALABAMA (2/25/17)
	18	LITTLE ROCK (2/9/17)
	18	at Georgia State (2/18/17)
	18	vs South Alabama (3/9/17)
	18	vs Troy (3/11/17)
	44	LITTLE ROCK (2/9/17)
FIELD GOAL ATTEMPTS	45	SOUTH ALABAMA (2/25/17)
FIELD GOAL PERCENTAGE	.286 (22-77)	at Texas Tech (12/22/16)
	.290 (18-62)	vs Troy (3/11/17)
3 PT FIELD GOALS MADE	0	COASTAL CAROLINA (12/31/16)
	2	at Appalachian State (1/28/17)
3 PT FG ATTEMPTS	10	COASTAL CAROLINA (12/31/16)
	11	at WKU (11/16/16)
3 PT FG PERCENTAGE	.000 (0-10)	COASTAL CAROLINA (12/31/16)
	.125 (3-24)	vs Troy (3/11/17)
FREE THROWS MADE	2	at Louisiana Monroe (03/02/17)
	4	at Kansas State (12/7/16)
FREE THROW ATTEMPTS	3	at Louisiana Monroe (03/02/17)
	7	at Kansas State (12/7/16)
FREE THROW PERCENTAGE	.455 (5-11)	at South Alabama (1/12/17)
	.458 (11-24)	STEPHEN F. AUSTIN (12/3/16)
REBOUNDS	24	LITTLE ROCK (2/9/17)
	26	at Kansas State (12/7/16)
ASSISTS	9	at Tulane (3/16/17)
	10	vs San Diego State (11/26/16)
	10	LITTLE ROCK (2/9/17)
	10	at Georgia State (2/18/17)
STEALS	5	WICHITA STATE (11/20/16)
	5	at Louisiana (03/04/17)
BLOCKED SHOTS	0	at Seton Hall (11/27/16)
	0	LOUISIANA MONROE (1/21/17)
	0	at Louisiana (03/04/17)
	6	EASTERN NEW MEXICO (12/11/16)
TURNOVERS	10	WICHITA STATE (11/20/16)
	10	UL LAFAYETTE (1/19/17)
	10	LOUISIANA MONROE (1/21/17)
	8	at Texas State (01/07/17)
FOULS	12	at Louisiana Monroe (03/02/17)

PREVIEW

TEAM

LAST SEASON

RECORDS

HISTORY

2016-17 GAME HIGHS/LOWS CONT. //

PREVIEW

Opponent - GAME LOWS

POINTS	39	at Texas State (01/07/17)
	41	at Coastal Carolina (1/26/17)
	41	SOUTH ALABAMA (2/25/17)
	47	at Louisiana Monroe (03/02/17)
FIELD GOALS MADE	48	EASTERN NEW MEXICO (12/11/16)
	12	at Coastal Carolina (1/26/17)
FIELD GOAL ATTEMPTS	12	SOUTH ALABAMA (2/25/17)
	43	at Texas State (01/07/17)
FIELD GOAL PERCENTAGE	43	at Georgia Southern (02/16/17)
	.235 (12-51)	SOUTH ALABAMA (2/25/17)
3 PT FIELD GOALS MADE	.255 (12-47)	at Coastal Carolina (1/26/17)
	0	LITTLE ROCK (2/9/17)
3 PT FG ATTEMPTS	2	APPALACHIAN STATE (12/29/16)
	2	LITTLE ROCK (2/9/17)
3 PT FG PERCENTAGE	4	APPALACHIAN STATE (12/29/16)
	.000 (0-2)	LITTLE ROCK (2/9/17)
FREE THROWS MADE	.167 (3-18)	ARKANSAS STATE (2/11/17)
	4	at Texas State (01/07/17)
FREE THROW ATTEMPTS	4	at Louisiana Monroe (03/02/17)
	4	at Louisiana Monroe (03/02/17)
FREE THROW PERCENTAGE	8	at Texas State (01/07/17)
	.476 (10-21)	at Seton Hall (11/27/16)
REBOUNDS	.500 (4-8)	at Texas State (01/07/17)
	.500 (7-14)	at Georgia State (2/18/17)
ASSISTS	.500 (8-16)	at South Alabama (1/12/17)
	.500 (9-18)	UTSA (11/13/16)
STEALS	22	at Louisiana Monroe (03/02/17)
	23	at Texas State (01/07/17)
BLOCKED SHOTS	6	TEXAS A&M-COMMERCE (12/18/16)
	6	at Coastal Carolina (1/26/17)
TURNOVERS	4	EASTERN NEW MEXICO (12/11/16)
	4	LOUISIANA MONROE (1/21/17)
FOULS	4	vs Troy (3/11/17)
	0	UTSA (11/13/16)
	0	at Louisiana (03/04/17)
	11	at Louisiana (03/04/17)
	14	TEXAS STATE (2/4/17)
	14	vs South Alabama (3/9/17)
	8	at Kansas State (12/7/16)
	12	at Texas State (01/07/17)
	12	LITTLE ROCK (2/9/17)
	12	at Georgia Southern (02/16/17)
	12	at Louisiana Monroe (03/02/17)

TEAM

LAST SEASON

RECORDS

HISTORY

GAME SPLITS



UT Arlington UT Arlington Combined Team Statistics (as of Mar 17, 2017) Games won



RECORD:	OVERALL	HOME	AWAY	NEUTRAL
ALL GAMES	22-0	11-0	9-0	2-0
CONFERENCE	14-0	7-0	7-0	0-0
NON-CONFERENCE	8-0	4-0	2-0	2-0

##	Player	gp-gs	min	avg	Total		3-Point		F-Throw		Rebounds			pf	dq	a	to	blk	stl	pts	avg			
					fg-fga	fg%	3fg-fga	3fg%	ft-fa	ft%	off	def	tot									avg		
44	VanDijk,Rebekah	22-22	604	27.5	146-249	.586	0-0	.000	81-110	.736	87	114	201	9.1	56	1	17	25	31	19	373	17.0		
00	Johnson,Cierra	21-21	607	28.9	96-197	.487	9-38	.237	65-88	.739	43	90	133	6.3	59	1	71	51	4	65	266	12.7		
23	Devers,Christina	22-17	527	24.0	74-238	.311	28-92	.304	55-70	.786	21	46	67	3.0	58	0	36	50	2	31	231	10.5		
03	Allen,Crystal	16-8	326	20.4	49-104	.471	20-39	.513	19-24	.792	23	25	48	3.0	28	1	18	23	1	8	137	8.6		
24	Evans,Aysia	22-7	335	15.2	50-112	.446	20-63	.317	22-31	.710	9	23	32	1.5	39	0	31	31	1	27	142	6.5		
11	Richards,Shelby	21-5	393	18.7	39-106	.368	7-37	.189	23-44	.523	22	40	62	3.0	26	0	32	26	1	21	108	5.1		
14	Mattingly,Ericka	22-21	531	24.1	35-93	.376	11-36	.306	27-46	.587	7	43	50	2.3	59	1	83	63	5	44	108	4.9		
05	LeJune,Miranda	22-1	355	16.1	25-52	.481	17-34	.500	7-8	.875	3	26	29	1.3	20	0	48	26	1	6	74	3.4		
02	Billie,Lauren	22-7	296	13.5	24-71	.338	13-47	.277	3-3	1.000	10	21	31	1.4	41	0	21	15	0	5	64	2.9		
04	Clark,Breck	17-1	145	8.5	16-43	.372	7-17	.412	7-13	.538	9	18	27	1.6	14	0	1	10	0	4	46	2.7		
25	Te'o,Allyson	22-0	241	11.0	13-31	.419	0-2	.000	11-16	.688	15	36	51	2.3	33	1	5	11	7	5	37	1.7		
13	Kairyte,Greta	11-0	39	3.5	2-10	.200	0-1	.000	4-7	.571	1	2	3	0.3	11	0	0	4	1	2	8	0.7		
Team											42	49	91											8
Total.....		22	4399		569-1306	.436	132-406	.325	324-460	.704	292	533	825	37.5	444	5	363	343	54	237	1594	72.5		
Opponents.....		22	4401		424-1122	.378	114-343	.332	291-446	.652	232	501	733	33.3	456	-	220	470	83	168	1253	57.0		



UT Arlington UT Arlington Combined Team Statistics (as of Mar 17, 2017) Games lost



RECORD:	OVERALL	HOME	AWAY	NEUTRAL
ALL GAMES	0-9	0-3	0-5	0-1
CONFERENCE	0-4	0-2	0-2	0-0
NON-CONFERENCE	0-5	0-1	0-3	0-1

##	Player	gp-gs	min	avg	Total		3-Point		F-Throw		Rebounds			pf	dq	a	to	blk	stl	pts	avg				
					fg-fga	fg%	3fg-fga	3fg%	ft-fa	ft%	off	def	tot									avg			
44	VanDijk,Rebekah	9-9	288	32.0	39-83	.470	0-0	.000	31-43	.721	28	43	71	7.9	29	1	8	14	10	8	109	12.1			
23	Devers,Christina	9-8	245	27.2	38-125	.304	15-60	.250	14-23	.609	10	15	25	2.8	22	0	9	29	0	16	105	11.7			
00	Johnson,Cierra	9-9	291	32.3	38-98	.388	9-28	.321	16-24	.667	19	22	41	4.6	34	2	22	27	3	28	101	11.2			
03	Allen,Crystal	6-4	133	22.2	14-42	.333	10-25	.400	10-12	.833	2	11	13	2.2	20	1	3	9	3	5	48	8.0			
14	Mattingly,Ericka	9-9	277	30.8	12-41	.293	2-17	.118	19-26	.731	3	20	23	2.6	35	4	34	33	1	27	45	5.0			
24	Evans,Aysia	9-4	136	15.1	17-50	.340	7-29	.241	3-5	.600	4	5	9	1.0	23	0	8	9	0	8	44	4.9			
02	Billie,Lauren	9-1	119	13.2	10-25	.400	8-20	.400	1-2	.500	9	8	17	1.9	13	0	5	10	0	1	29	3.2			
11	Richards,Shelby	8-1	107	13.4	8-27	.296	5-14	.357	1-4	.250	4	10	14	1.8	12	0	12	11	1	2	22	2.8			
05	LeJune,Miranda	9-0	90	10.0	5-13	.385	2-8	.250	1-4	.250	1	5	6	0.7	10	0	12	15	0	3	13	1.4			
04	Clark,Breck	7-0	27	3.9	2-10	.200	1-4	.250	1-2	.500	1	1	2	0.3	1	0	0	1	0	1	6	0.9			
25	Te'o,Allyson	9-0	85	9.4	1-8	.125	0-0	.000	2-2	1.000	4	9	13	1.4	17	1	5	5	0	4	4	0.4			
13	Kairyte,Greta	1-0	2	2.0	0-1	.000	0-0	.000	0-0	.000	1	0	1	1.0	0	0	0	0	0	0	0	0.0			
Team											29	22	51											1	4
Total.....		9	1800		184-523	.352	59-205	.288	99-147	.673	115	171	286	31.8	217	9	118	167	18	103	526	58.4			
Opponents.....		9	1800		215-474	.454	52-145	.359	156-215	.726	114	239	353	39.2	168	-	115	183	34	82	638	70.9			

PREVIEW

TEAM

LAST SEASON

RECORDS

HISTORY

YEAR-BY-YEAR LEADERS

PREVIEW

TEAM

LAST SEASON

RECORDS

HISTORY

SCORING AVERAGE

Year	Player	G	Pts	Avg.
1977-78	Carolyn Smith	31	532	17.1
1978-79	Sharon Jones	27	293	10.9
1979-80	Sharon Jones	28	395	14.1
1980-81	Carolyn Smith	36	447	12.4
1981-82	Julie Coleman	37	504	13.6
1982-83	Penny Curry	27	319	11.9
1983-84	Lydia Murray	28	327	11.7
1984-85	Jeannie Curry	27	446	16.5
1985-86	Tracy Burr	26	336	12.9
1986-87	Tracy Burr	26	450	17.3
1987-88	Tracy Burr	27	530	19.6
1988-89	Stacy Campbell	27	354	13.1
1989-90	Camellia Bowen	28	479	17.1
1990-91	Julie Roewe	28	400	14.3
1991-92	Dani Galbreath	29	486	16.8
1992-93	Lisa Walker	26	382	14.7
1993-94	Dani Galbreath	27	492	18.2
1994-95	N. Johnson	27	491	18.2
1995-96	N. Johnson	27	506	18.7
1996-97	N. Johnson	27	365	13.5
1997-98	Stacie Terry	26	452	17.4
1998-99	Jennifer Boniol	29	465	16.0
1999-00	Jalila Darez	28	449	16.0
2000-01	R. Wharekura	26	341	13.1
2001-02	Rola Ogunoye	29	381	13.1
2002-03	Rola Ogunoye	28	327	11.7
2003-04	Rola Ogunoye	31	472	15.2
2004-05	Rola Ogunoye	31	459	14.8
2005-06	Terra Wallace	29	553	19.1
2006-07	Terra Wallace	33	549	16.6
2007-08	M. Abanobi	29	368	12.7
2008-09	C. Champion	33	604	18.3
2009-10	Meghan Nelson	31	568	18.3
2010-11	T. Simmons	28	417	14.9
2011-12	Bianca Sauls	28	199	7.1
2012-13	Laila Suleiman	30	282	9.4
2013-14	Desherra Nwanguma	29	391	13.5
2014-15	Rebekah VanDijk	30	389	13.0
2015-16	Rebekah VanDijk	30	367	12.2
2016-17	Rebekah VanDijk	31	482	15.5

REBOUNDING AVERAGE

Year	Player	G	Rebs.	Avg.
1977-78	Lori Cottingham	31	400	12.9
1978-79	Sharon Jones	27	312	11.6
1979-80	Sharon Jones	28	313	11.2
1980-81	Carolyn Smith	36	270	7.5
1981-82	Vesta Scott	37	239	6.5
1982-83	Penny Curry	27	211	7.8
1983-84	Jeannie Curry	28	198	7.1
1984-85	Jeannie Curry	27	228	8.4
1985-86	Penny Lewis	24	177	7.4
1986-87	Tracy Burr	26	186	7.2
1987-88	Tracy Burr	27	220	8.1
1988-89	Tonya Johnson	27	235	8.7
1989-90	L. Bonner	28	211	7.5
1990-91	Chris Rudiger	28	183	6.5
1991-92	Kim Robinson	20	145	7.3
1992-93	Liz Smith	27	173	6.4
1993-94	Kim Dowell	23	152	6.6
1994-95	Shannon Spriggs	27	239	8.9
1995-96	N. Johnson	27	178	6.6
1996-97	Tanya Strong	28	205	7.3
1997-98	Tanya Strong	27	237	8.8
1998-99	M. Williams	29	184	6.3
1999-00	Jalila Darez	28	208	7.4
2000-01	Sheena Johnson	27	292	10.8
2001-02	Sheena Johnson	24	271	11.3
2002-03	Sheena Johnson	28	276	9.9
2003-04	Rola Ogunoye	31	242	7.8
2004-05	Rola Ogunoye	31	221	7.1
2005-06	Ashley Bobb	28	201	7.2
2006-07	Ashley Bobb	33	296	9.0
2007-08	Tiffany Riles	29	219	7.6
2008-09	C. Champion	33	328	9.9
	Erin Dixon	33	328	9.9
2009-10	Shalyn Martin	30	255	8.5
2010-11	Shalyn Martin	28	182	6.5
	Jasmine Smith	28	181	6.5
2011-12	Bianca Sauls	28	162	5.8
2012-13	Aron Garcia	29	216	7.4
2013-14	Desherra Nwanguma	29	247	8.5
2014-15	Rebekah VanDijk	30	309	10.3
2015-16	Rebekah VanDijk	30	266	8.9
2016-17	Rebekah VanDijk	31	272	8.8

FIELD-GOALS MADE

Year	Player	G	Made	Avg.
1977-78	Carolyn Smith	31	231	7.5
1978-79	Evonne Sandas	27	122	4.5
1979-80	Julie Massey	28	154	5.5
1980-81	Carolyn Smith	36	193	5.4
1981-82	Julie Coleman	37	219	5.9
1982-83	Penny Curry	27	137	5.1
1983-84	Lydia Murray	28	143	5.1
1984-85	Jeannie Curry	27	195	7.2
1985-86	Edna Mack	24	123	5.1
1986-87	Tracy Burr	26	178	6.9
1987-88	Tracy Burr	27	217	8.0
1988-89	Stacy Campbell	27	127	4.7
	Camellia Bowen	27	127	4.7
	Camellia Bowen	28	172	6.1
1989-90	Julie Roewe	28	160	5.7
1991-92	Dani Galbreath	29	187	6.5
1992-93	Lisa Walker	26	144	5.5
1993-94	Dani Galbreath	27	178	6.6
1994-95	Natasha Johnson	27	184	6.8
1995-96	Natasha Johnson	27	189	7.0
1996-97	Tanya Strong	28	159	5.7
1997-98	Tanya Strong	27	183	6.8
1998-99	Jennifer Boniol	29	164	5.7
1999-00	Jalila Darez	28	148	5.3
2000-01	R. Wharekura	26	131	5.0
2001-02	Rola Ogunoye	29	150	5.2
2002-03	Rola Ogunoye	28	129	4.6
2003-04	Rola Ogunoye	31	180	5.8
2004-05	Rola Ogunoye	31	177	5.7
2005-06	Terra Wallace	29	176	6.1
2006-07	Terra Wallace	33	188	5.7
2007-08	M. Abanobi	29	144	5.0
2008-09	C. Champion	33	213	6.5
2009-10	Meghan Nelson	31	205	6.6
2010-11	T. Simmons	28	143	5.1
2011-12	Bianca Sauls	28	75	2.7
2012-13	Desherra Nwanguma	30	106	3.5
2013-14	Desherra Nwanguma	29	150	5.2
2014-15	Rebekah VanDijk	30	166	5.5
2015-16	Rebekah VanDijk	30	137	4.7
2016-17	Rebekah VanDijk	31	185	6.0

FIELD-GOAL PERCENTAGE

Year	Player	G	FGM	Pct.
1977-78	Julie Massey	28	134	517
1978-79	Sharon Jones	27	103	438
1979-80	Sharon Jones	28	151	524
1980-81	Carolyn Smith	36	193	462
1981-82	Julie Coleman	37	219	468
1982-83	Sherrian Ellison	26	92	438
1983-84	Jeannie Curry	28	131	526
1984-85	Jeannie Curry	27	195	546
1985-86	Tracy Burr	26	122	533
1986-87	Tracy Burr	26	178	578
1987-88	Tracy Burr	27	217	562
1988-89	Rissa Thomas	27	109	458
1989-90	L. Bonner	28	78	462
1990-91	S. Wagoner	28	79	491
1991-92	Lisa Walker	27	139	466
1992-93	Kim Pruitt	27	118	397
1993-94	N. Johnson	25	128	460
1994-95	S. Spriggs	27	75	532
1995-96	N. Johnson	27	189	423
1996-97	Tanya Strong	27	159	495
1997-98	Tanya Strong	27	183	485
1998-99	Jalila Darez	29	102	442
1999-00	R. Wharekura	28	101	441
2000-01	R. Wharekura	26	131	349
2001-02	Rola Ogunoye	29	150	440
2002-03	Rola Ogunoye	28	129	446
2003-04	S. Johnson	28	68	507
2004-05	Rola Ogunoye	31	177	499
2005-06	Melanie Lane	26	48	397
2006-07	C. Champion	33	53	453
2007-08	C. Champion	29	119	534
2008-09	C. Champion	33	213	527
2009-10	M. Nelson	31	205	475
2010-11	Shalyn Martin	28	118	382
2011-12	Hailee Rhymes	22	22	423
2012-13	Desherra Nwanguma	30	106	493
2013-14	Desherra Nwanguma	29	150	517
2014-15	Rebekah VanDijk	30	166	539
2015-16	Rebekah VanDijk	30	137	500
2016-17	Rebekah VanDijk	31	185	557

3-POINT FIELD GOALS MADE

Year	Player	G	Made	Avg.
1986-87	Stacy Campbell	26	14	0.5
1987-88	A. Tennison	27	35	1.3
1988-89	Leslie Priebe	26	48	1.9
1989-90	Abby Hutchins	28	32	1.1
1990-91	Melissa Nix	28	16	0.6
1991-92	Dani Galbreath	29	46	1.6
1992-93	Kim Pruitt	27	49	1.8
1993-94	Dani Galbreath	27	65	2.4
1994-95	N. Johnson	27	41	1.5
1995-96	Stacie Terry	27	30	1.1
1996-97	Stacie Terry	28	43	1.5
1997-98	Stacie Terry	26	66	2.5
1998-99	Jennifer Boniol	29	30	1.0
	Lawanna Allen	29	30	1.0
1999-00	Jennifer Boniol	27	21	0.7
2000-01	Latosha Stigler	27	30	1.1
2001-02	K. Buchanan	29	36	1.2
2002-03	LaToya Lewis	28	37	1.3
2003-04	LaToya Lewis	31	67	2.2
2004-05	Terra Wallace	31	64	2.1
2005-06	Terra Wallace	29	65	2.2
2006-07	Terra Wallace	33	62	1.9
2007-08	T. Simmons	29	35	1.2
2008-09	T. Simmons	33	49	1.5
2009-10	T. Simmons	31	60	1.9
2010-11	T. Simmons	28	49	1.8
2011-12	Malaika Green	28	25	2.6
2012-13	Laila Suleiman	30	39	1.3
2013-14	Laila Suleiman	29	51	1.8
2014-15	LaShanda Green	30	44	1.5
2015-16	Amara Wainwright	31	62	2.0
2016-17	Christina Devers	31	43	1.3

3-POINT FIELD GOAL PCT.

Year	Player	G	Made	Pct.
1986-87	Stacy Campbell	26	14	400
1987-88	Leslie Priebe	9	13	361
1988-89	Tracy Tighman	27	16	410
1989-90	Abby Hutchins	28	32	352
1990-91	Melissa Nix	28	16	302
1991-92	Christi Ensz	29	14	400
1992-93	Kim Pruitt	27	49	380
1993-94	Natasha Johnson	25	11	306
1994-95	Kristin Drake	27	38	325
1995-96	Stacie Terry	27	30	323
1996-97	Stacie Terry	28	43	341
1997-98	Stacie Terry	26	66	384
1998-99	M. Broadus	29	22	386
1999-00	T. Campbell	28	23	333
2000-01	T. Campbell	27	27	290
2001-02	Melissa Fairley	29	20	426
2002-03	Melissa Fairley	27	29	333
2003-04	Terra Wallace	31	27	351
2004-05	Tabitha Wesley	31	61	424
2005-06	Ashley Bobb	28	31	408
2006-07	Terra Wallace	33	62	403
2007-09	M. Abanobi	29	30	361
2008-09	T. Simmons	33	49	374
2009-10	T. Simmons	31	60	400
2010-11	T. Simmons	28	49	360
2011-12	Malaika Green	28	25	342
2012-13	Jordan Holub	20	9	375
2013-14	Laila Suleiman	29	51	354
2014-15	LaShanda Green	30	44	336
2015-16	Amara Wainwright	31	62	422
2016-17	Crystal Allen	22	30	469

NOTE: Records are as complete as possible beginning with the 1978-79 season. Full-season records and box scores are incomplete prior to that year.

YEAR-BY-YEAR LEADERS CONT.

FREE-THROWS MADE

Year	Player	G	Made	Avg.
1977-78	Carolyn Smith	31	69	2.2
1978-79	Sharon Jones	27	87	3.2
1979-80	Sharon Jones	28	93	3.3
1980-81	Julie Coleman	34	69	2.0
1981-82	Julie Coleman	37	66	1.8
1982-83	S. Ellison	27	65	2.4
1983-84	Traci York	28	90	3.2
1984-85	Jeannie Curry	27	56	2.1
1985-86	Tracy Burr	26	92	3.5
1986-87	Tracy Burr	26	94	3.6
1987-88	Tracy Burr	27	96	3.6
1988-89	S. Campbell	27	98	3.6
1989-90	C. Bowen	28	135	4.8
1990-91	Sonia Wagoner	28	92	3.3
1991-92	Christi Ens	29	96	3.3
1992-93	Lisa Walker	26	68	2.6
1993-94	Eddie Pierson	27	96	3.6
1994-95	N. Johnson	27	82	3.0
	Eddie Pierson	27	82	3.0
1995-96	N. Johnson	27	109	4.0
1996-97	N. Johnson	27	63	2.3
1997-98	M. Williams	27	98	3.6
1998-99	M. Williams	29	121	4.2
1999-00	Jalila Darez	28	132	4.7
2000-01	R. Wharekura	26	74	2.8
2001-02	Rola Ogunoye	29	76	2.6
2002-03	S. Johnson	28	81	2.9
2003-04	Rola Ogunoye	31	109	3.5
2004-05	Rola Ogunoye	31	105	3.4
2005-06	Terra Wallace	29	136	4.6
2006-07	Terra Wallace	33	111	3.4
2007-08	C. Champion	29	66	2.3
	Shalyn Martin	29	66	2.3
2008-09	C. Champion	33	178	5.4
2009-10	Meghan Nelson	31	150	4.8
2010-11	Shalyn Martin	28	112	4.0
2011-12	Briana Walker	28	65	2.3
2012-13	Laila Suleiman	30	69	2.3
2013-14	Briana Walker	29	113	3.9
2014-15	Rebekah VanDijk	30	57	1.9
2015-16	Rebekah VanDijk	30	93	3.1
2016-17	Rebekah VanDijk	31	112	3.6

FREE-THROW PERCENTAGE

Year	Player	G	Made	Pct.
1977-78	Carolyn Smith	31	69	.784
1978-79	Carolyn Smith	27	51	.785
1979-80	Julie Coleman	27	45	.882
1980-81	Julie Coleman	34	69	.841
1981-82	Julie Coleman	37	66	.776
1982-83	Penny Curry	27	45	.662
1983-84	Traci York	28	90	.625
1984-85	Susan Creel	25	33	.635
1985-86	Edna Mack	24	63	.797
1986-87	Meg Penrose	26	41	.820
1987-88	Rissa Thomas	24	40	.784
1988-89	Rissa Thomas	27	60	.789
1989-90	Camelia Bowen	28	135	.828
1990-91	Sonia Wagoner	28	92	.767
1991-92	Christi Ens	29	96	.774
1992-93	Dawn McGary	23	61	.735
1993-94	Kim Pruitt	27	78	.722
1994-95	Gale Haynes	22	23	.697
1995-96	Kristin Drake	27	31	.721
1996-97	Stacie Terry	28	49	.690
1997-98	Monticee Williams	27	98	.760
1998-99	Lawanna Allen	29	35	.795
1999-00	Jennifer Boniol	21	75	.750
	Tasha Campbell	28	45	.750
2000-01	Tawana Simpson	25	50	.714
2001-02	Krystal Buchanan	29	44	.710
2002-03	Rola Ogunoye	28	66	.759
	Temeckia Brown	28	44	.759
2003-04	Rola Ogunoye	31	109	.712
2004-05	Tabitha Wesley	31	30	.750
2005-06	Terra Wallace	29	136	.777
2006-07	Terra Wallace	33	111	.835
2007-08	Maryann Abanobi	29	50	.820
2008-09	Candice Champion	33	178	.809
2009-10	Meghan Nelson	31	150	.714
2010-11	Shalyn Martin	28	112	.794
2011-12	Sabreena DeNure	27	36	.837
2012-13	Jordan Holub	20	11	.786
2013-14	Laila Suleiman	29	60	.857
2014-15	LaShanda Green	30	51	.739
2015-16	Morgan Hunt	31	31	.861
2016-17	Crystal Allen	22	29	.806

ASSISTS

Year	Player	G	Asts	Avg.
1980-81	Carolyn Smith	36	118	3.3
1981-82	Therese White	37	139	3.8
1982-83	Page Smithers-Wojciak	27	54	2.0
1983-84	Lydia Murray	28	89	3.2
1984-85	Lydia Murray	26	112	4.3
1985-86	Page Smithers-Wojciak	26	124	4.8
1986-87	Stacy Campbell	26	59	2.3
1987-88	Dana Jackson	27	77	2.9
1988-89	Tracy Tilghman	27	98	3.6
1989-90	Jara Behrens	28	67	2.4
1990-91	Melissa Nix	28	123	4.4
1991-92	Kathy Wilson	29	135	4.7
1992-93	Dawn McGary	23	49	2.1
1993-94	Eddie Pierson	27	89	3.3
1994-95	Eddie Pierson	27	96	3.6
1995-96	Gale Haynes	27	96	3.6
1996-97	Gale Haynes	28	118	4.2
1997-98	Stacie Terry	26	100	3.8
1998-99	Jennifer Boniol	29	56	1.9
1999-2000	Leah Echiverri	28	83	3.0
2000-01	Tawana Simpson	25	43	1.7
2001-02	Krystal Buchanan	29	149	5.1
2002-03	Krystal Buchanan	28	125	4.5
2003-04	Krystal Buchanan	30	167	5.6
2004-05	Krystal Buchanan	29	121	4.2
2005-06	Terra Wallace	29	145	5.0
2006-07	Terra Wallace	33	128	3.9
2007-08	Tamara Simmons	29	102	3.5
2008-09	Tamara Simmons	33	124	3.8
2009-10	Kiara Shofner	31	106	3.4
2010-11	Tamara Simmons	28	71	2.5
2011-12	Sabreena DeNure	27	75	2.8
2012-13	Laila Suleiman	30	80	2.6
2013-14	Laila Suleiman	29	72	2.4
2014-15	LaShanda Green	30	100	3.3
2015-16	LaShanda Green	31	101	3.3
2016-17	Ericka Mattingly	31	117	3.8

STEALS

Year	Player	G	Stls	Avg.
1980-81	Carolyn Smith	36	92	2.6
1981-82	Allison Gray	35	83	2.4
1982-83	Allison Gray	27	60	2.2
1983-84	Allison Gray	28	77	2.8
1984-85	Jeannie Curry	27	69	2.6
1985-86	Page Smithers-Wojciak	26	68	2.6
1986-87	Stacy Campbell	26	50	1.9
1987-88	Tracy Burr	27	43	1.6
1988-89	Tracy Tilghman	27	46	1.7
1989-90	Jara Behrens	28	32	1.1
	Camellia Bowen	28	32	1.1
1990-91	Melissa Nix	28	44	1.6
1991-92	Lisa Walker	27	60	2.2
1992-93	Tamara Zackery	27	74	2.7
1993-94	Eddie Pierson	27	67	2.5
1994-95	Eddie Pierson	27	59	2.2
1995-96	Natasha Johnson	27	94	3.5
1996-97	Gale Haynes	28	71	2.5
1997-98	Stacie Terry	26	65	2.5
1998-99	Monticee Williams	29	76	2.6
1999-2000	Tasha Campbell	28	51	1.8
2000-01	Tasha Campbell	27	58	2.1
2001-02	Krystal Buchanan	29	60	2.1
2002-03	Krystal Buchanan	28	55	2.0
2003-04	Krystal Buchanan	30	57	1.9
2004-05	Terra Wallace	31	62	2.0
2005-06	Terra Wallace	29	64	2.2
2006-07	Terra Wallace	33	73	2.2
2007-08	Shalyn Martin	29	31	1.1
2008-09	Meghan Nelson	33	45	1.5
2009-10	Meghan Nelson	31	51	1.6
2010-11	Shalyn Martin	28	70	2.5
2011-12	Kiara Parker	27	39	1.4
2012-13	Kiara Parker	30	48	1.6
2013-14	Laila Suleiman	29	35	1.2
2014-15	Cierra Johnson	30	81	2.7
2015-16	Cierra Johnson	25	73	2.9
2016-17	Cierra Johnson	30	93	3.1

BLOCKED SHOTS

Year	Player	G	Blks	Avg.
1980-81	Linda Wright	36	98	2.7
1981-82	Linda Wright	37	85	2.3
1982-83	Allison Gray	27	13	0.5
1983-84	Lydia Murray	28	13	0.5
1984-85	Carolyn Kyles	27	18	0.7
1985-86	Chris Franklin	26	30	1.2
1986-87	Amy Tollefson	26	18	0.7
1987-88	Sharlyn Barree	26	24	0.9
1988-89	Tonya Johnson	27	48	1.8
1989-90	Tonya Johnson	28	51	1.8
1990-91	Sonia Wagoner	28	53	1.9
1991-92	Sonia Wagoner	29	28	1.0
1992-93	Kim Pruitt	27	16	0.6
1993-94	Kim Pruitt	27	15	0.6
1994-95	Shannon Spriggs	27	84	3.1
1995-96	Tanya Strong	27	44	1.6
1996-97	Tanya Strong	28	60	2.1
1997-98	Tanya Strong	27	62	2.3
1998-99	Shalonda Hughes	29	29	1.0
1999-2000	Renee Wharekura	28	19	0.7
2000-01	Renee Wharekura	26	38	1.5
2001-02	Rola Ogunoye	29	35	1.2
2002-03	Rola Ogunoye	28	28	1.0
2003-04	Melanie Lane	31	30	1.0
2004-05	Rola Ogunoye	31	31	1.0
2005-06	Terra Wallace	29	32	1.1
2006-07	Terra Wallace	33	29	0.9
2007-08	Shalyn Martin	29	21	0.7
2008-09	Shalyn Martin	33	40	1.2
2009-10	Shalyn Martin	31	43	1.4
2010-11	Shalyn Martin	28	46	1.6
2011-12	Desherra Nwanguma	28	13	0.5
2012-13	Aron Garcia	29	40	1.4
2013-14	Desherra Nwanguma	29	37	1.3
2014-15	Rebekah VanDijk	30	52	1.7
2015-16	Rebekah VanDijk	30	51	1.7
2016-17	Rebekah VanDijk	31	41	1.3

MINUTES PLAYED

Year	Player	G	Min	Avg.
1983-84	Page Smithers-Wojciak	28	903	32.3
1984-85	Page Smithers-Wojciak	27	895	33.2
1985-86	Page Smithers-Wojciak	26	953	36.7
1986-87	Tracy Burr	26	823	31.7
1987-88	Tracy Burr	27	942	34.9
1988-89	Tracy Tilghman	27	886	32.8
1989-90	Camellia Bowen	28	862	30.8
1990-91	Julie Roewe	28	824	29.4
1991-92	Kathy Wilson	29	*	30*
1992-93	Kim Pruitt	27	*	33*
1993-94	Kim Pruitt	27	*	33
1994-95	Natasha Johnson	27	903	33.4
1995-96	Natasha Johnson	27	970	35.9
1996-97	Natasha Johnson	27	1,008	37.3
1997-98	Stacie Terry	27	912	33.8
1998-99	Jennifer Boniol	29	992	34.2
1999-00	Jalila Darez	28	958	34.2
2000-01	Sheena Johnson	27	869	32.2
2001-02	Rola Ogunoye	29	956	33.0
2002-03	Sheena Johnson	28	868	31.0
2003-04	Krystal Buchanan	30	1,009	33.6
2004-05	Terra Wallace	31	1,038	33.5
2005-06	Terra Wallace	29	1,099	37.9
2006-07	Terra Wallace	33	1,201	36.4
2007-08	Maryann Abanobi	29	927	32.0
2008-09	Erin Dixon	33	1,126	34.1
2009-10	Tamara Simmons	31	939	30.3
2010-11	Tamara Simmons	28	935	33.4
2011-12	Sabreena DeNure	27	810	30.0
2012-13	Laila Suleiman	30	936	31.2
2013-14	Laila Suleiman	29	1,077	37.1
2014-15	LaShanda Green	30	1,039	34.6
2015-16	LaShanda Green	31	1,027	33.1
2016-17	Cierra Johnson	30	898	29.9

NOTE: Records are as complete as possible beginning with the 1978-79 season. Full-season records and box scores are incomplete prior to that year.

PREVIEW

TEAM

LAST SEASON

RECORDS

HISTORY

SINGLE-SEASON RECORDS

PREVIEW

POINTS

1.	Candice Champion	2008-09	604
2.	Meghan Nelson	2009-10	568
3.	Terra Wallace	2005-06	553
4.	Terra Wallace	2006-07	549
5.	Carolyn Smith	1977-78	532
6.	Tracy Burr	1987-88	530
7.	Natasha Johnson	1995-96	506
8.	Julie Coleman	1981-82	504
9.	Dani Galbreath	1993-94	492
10.	Natasha Johnson	1994-95	491

SCORING AVERAGE

1.	Tracy Burr	1986-87	19.6
2.	Terra Wallace	2005-06	19.1
3.	Natasha Johnson	1995-96	18.7
4.	Candice Champion	2008-09	18.3
	Meghan Nelson	2009-10	18.3
5.	Dani Galbreath	1993-94	18.2
	Natasha Johnson	1994-95	18.2
6.	Stacie Terry	1997-98	17.4
7.	Tracy Burr	1986-87	17.3
8.	Carolyn Smith	1977-78	17.2

REBOUNDS

1.	Lori Cottingham	1976-77	475
2.	Lori Cottingham	1977-78	400
3.	Candice Champion	2008-09	328
	Erin Dixon	2008-09	328
4.	Carolyn Smith	1977-78	317
5.	Sharon Jones	1979-80	313
6.	Sharon Jones	1978-79	312
7.	Rebekah VanDijk	2014-15	309
8.	Ashley Bobb	2006-07	296
9.	Sheena Johnson	2000-01	292
10.	Sheena Johnson	2002-03	276

REBOUNDING AVERAGE

1.	Lori Cottingham	1976-77	15.8
2.	Lori Cottingham	1977-78	12.9
3.	Sharon Jones	1978-79	11.6
4.	Sheena Johnson	2001-02	11.3
5.	Sharon Jones	1979-80	11.2
6.	Sheena Johnson	2000-01	10.8
7.	Rebekah VanDijk	2014-15	10.3
8.	Carolyn Smith	1977-78	10.2
9.	Sheena Johnson	2002-03	9.9
	Candice Champion	2008-09	9.9
	Erin Dixon	2008-09	9.9
10.	Ashley Bobb	2006-07	9.0

FIELD-GOALS MADE

1.	Carolyn Smith	1977-78	231
2.	Julie Coleman	1981-82	219
3.	Tracy Burr	1987-88	217
4.	Candice Champion	2008-09	213
5.	Meghan Nelson	2009-10	205
6.	Evonne Sandas	1977-78	199
7.	Jeannie Curry	1984-85	195
8.	Carolyn Smith	1980-81	193
9.	Natasha Johnson	1995-96	189
10.	Terra Wallace	2006-07	188

FIELD-GOALS ATTEMPTED

1.	Natasha Johnson	1994-95	576
2.	Dani Galbreath	1993-94	497
3.	Terra Wallace	2005-06	496
4.	Carolyn Smith	1977-78	494
5.	Terra Wallace	2006-07	473
6.	Julie Coleman	1981-82	468
7.	Natasha Johnson	1995-96	447
8.	Terra Wallace	2004-05	435
9.	Lisa Walker	1992-93	435

FIELD-GOAL PERCENTAGE

(MIN 3 FG MADE PER GM)

1.	Tracy Burr	1986-87	578
2.	Tracy Burr	1987-88	562
3.	Rebekah VanDijk	2016-17	558
4.	Jeannie Curry	1984-85	546
5.	Rebekah VanDijk	2014-15	539
6.	Tracy Burr	1985-86	533
7.	Shannon Spriggs	1994-95	532
8.	Candice Champion	2008-09	527
9.	Jeannie Curry	1983-84	526
10.	Sharon Jones	1979-80	524

3-POINT FIELD GOALS MADE

1.	LaToya Lewis	2003-04	67
2.	Stacie Terry	1997-98	66
3.	Terra Wallace	2005-06	65
	Dani Galbreath	1993-94	65
4.	Terra Wallace	2004-05	63
5.	Terra Wallace	2006-07	62
6.	Tabitha Wesley	2004-05	61
7.	Tamara Simmons	2009-10	60
8.	Amara Wainwright	2015-16	56
9.	Laila Suleiman	2013-14	51
10.	Kim Pruitt	1992-93	49
	Tamara Simmons	2010-11	49

3-POINT FIELD GOALS ATTEMPTED

1.	Dani Galbreath	1993-94	213
2.	Terra Wallace	2004-05	195
3.	LaToya Lewis	2003-04	194
4.	Terra Wallace	2005-06	178
5.	Stacie Terry	1997-98	172
6.	Natasha Johnson	1994-95	171
7.	Terra Wallace	2006-07	154
8.	Christina Devers	2016-17	152
9.	Tamara Simmons	2009-10	150
10.	Maryann Abanobi	2006-07	146

3-POINT PERCENTAGE

(MIN 1 3FG MADE PER GM)

1.	Crystal Allen	2016-17	469
2.	Melissa Fairley	2001-02	426
3.	Tabitha Wesley	2004-05	424
4.	Amara Wainwright	2015-16	422
5.	Tracy Tilghman	1988-89	410
6.	Terra Wallace	2006-07	403
7.	Stacy Campbell	1986-87	400
	Christi Ensz	1991-92	400
9.	Melissa Broadus	1998-99	386
10.	Stacie Terry	1997-98	384

FREE THROWS MADE

1.	Candice Champion	2008-09	178
2.	Meghan Nelson	2009-10	150
3.	Terra Wallace	2005-06	136
4.	Camellia Bowen	1989-90	135
5.	Jalila Darez	1999-00	132
6.	Monticee Williams	1998-99	121
7.	Briana Walker	2013-14	113
8.	Rebekah VanDijk	2016-17	112
	Shalyn Martin	2010-11	112
10.	Terra Wallace	2006-07	111

FREE THROWS ATTEMPTED

1.	Candice Champion	2008-09	220
2.	Meghan Nelson	2009-10	210
3.	Jalila Darez	1999-00	189
4.	Terra Wallace	2005-06	175
5.	Briana Walker	2013-14	171
6.	Sharon Jones	1979-80	170
7.	Natasha Johnson	1995-96	167
8.	Tracy Burr	1987-88	166
9.	Monticee Williams	1998-99	165
10.	Camellia Bowen	1989-90	163

FREE-THROW PERCENTAGE

(MIN 2 FT MADE PER GM)

1.	Rosalyn Thorpe	2011-12	889
2.	Julie Coleman	1979-80	882
3.	Laila Suleiman	2013-14	857
4.	Julie Coleman	1980-81	841
5.	Sabreena DeNure	2011-12	837
6.	Terra Wallace	2006-07	835
7.	Jordan Holub	2013-14	833
8.	Camellia Bowen	1989-90	828
9.	Carolyn Smith	1979-80	827
10.	Meg Penrose	1986-87	820

ASSISTS*

1.	Krystal Buchanan	2003-04	167
2.	Krystal Buchanan	2001-02	149
3.	Terra Wallace	2005-06	145
4.	Theresa White	1981-82	139
5.	Kathy Wilson	1991-92	135
6.	Terra Wallace	2006-07	128
7.	Krystal Buchanan	2002-03	125
8.	Page Smithers-Wojciak	1985-86	124
	Tamara Simmons	2008-09	124
9.	Melissa Nix	1990-91	123
10.	Krystal Buchanan	2004-05	121

BLOCKED SHOTS*

1.	Linda Wright	1980-81	98
2.	Linda Wright	1981-82	85
3.	Shannon Spriggs	1994-95	84
4.	Tanya Strong	1997-98	62
5.	Tanya Strong	1996-97	60
6.	Sonia Wagoner	1990-91	53
7.	Rebakah VanDijk	2014-15	52
8.	Rebekah VanDijk	2015-16	51
	Tonya Johnson	1989-90	51
10.	Tonya Johnson	1988-89	48

STEALS*

1.	Natasha Johnson	1995-96	94
2.	Cierra Johnson	2016-17	93
3.	Carolyn Smith	1980-81	92
4.	Allison Gray	1981-82	83
5.	Cierra Johnson	2014-15	81
6.	Allison Gray	1983-84	77
7.	Tamara Zackery	1992-93	74
8.	Cierra Johnson	2015-16	73
	Terra Wallace	2006-07	73
	Monticee Williams	1998-99	73

MINUTES PLAYED^

1.	Terra Wallace	2006-07	1,201
2.	Erin Dixon	2008-09	1,126
3.	Terra Wallace	2005-06	1,099
4.	Candice Champion	2008-09	1,081
5.	Laila Suleiman	2013-14	1,077
6.	Shalyn Martin	2008-09	1,069
7.	Tamara Simmons	2008-09	1,058
8.	Maryann Abanobi	2006-07	1,051
9.	LaShanda Green	2014-15	1,039
10.	Ashley Bobb	2006-07	1,038
	Terra Wallace	2004-05	1,038

* Statistics kept from 1980-81 season forward

^ Statistics kept from 1983-84 season forward

NOTE: Records are as complete as possible beginning with the 1978-79 season. Full-season records and box scores are incomplete prior to that year.

TEAM

LAST SEASON

RECORDS

HISTORY

CAREER RECORDS

POINTS

1.	Terra Wallace	2003-07	1,751
2.	Natasha Johnson	1993-97	1,695
3.	Rola Ogunoye	2001-05	1,639
4.	Carolyn Smith	1977-81	1,567
5.	Tamara Simmons	2010-11	1,452
6.	Shalyn Martin	2010-11	1,363
7.	Tracy Burr	1985-88	1,316
8.	Rebekah VanDijk	2014-Pres.	1,238
9.	Julie Coleman	1978-82	1,226
9.	Kim (Cann) Pruitt	1990-94	1,201
10.	Meghan Nelson	2006-10	1,195

SCORING AVERAGE

1.	Dani Galbreath	1991-92, 93-94	17.5
2.	Tanya Strong	1995-98	16.7
3.	Tracy Burr	1985-88	16.7
4.	Natasha Johnson	1993-97	16.0
5.	Jennifer Boniol	1998-00	15.7
6.	Mary Weems	1975-77	15.2
7.	Sheila Conley	1975-77	14.9
8.	Camellia Bowen	1988-90	14.4
9.	Terra Wallace	2003-07	14.1
10.	Lisa Walker	1991-93	13.9

REBOUNDS

1.	Lori Cottingham	1976-79	1,078
2.	Sheena Johnson	2000-04	978
3.	Rebekah VanDijk	2014-Pres.	847
4.	Rola Ogunoye	2001-05	828
4.	Carolyn Smith	1978-81	818
5.	Shalyn Martin	2007-11	775
6.	Julie Massey	1976-80	769
7.	Linda Wright	1978-82	724
8.	Ashley Bobb	2004-07	709
9.	Allison Gray	1980-84	647
10.	Candice Champion	2005-09	642

REBOUNDING AVERAGE

1.	Lori Cottingham	1976-79	12.3
2.	Sharon Jones	1978-80	11.4
3.	Tanya Strong	1995-98	9.8
3.	Tasha Campbell	1999-01	9.5
5.	Rebekah VanDijk	2014-Pres.	9.3
6.	Sheena Johnson	2000-04	9.2
7.	Jeannie Curry	1984-85	7.8
8.	Ashley Bobb	2004-07	7.7
9.	LaWanda Bonner	1988-90	7.5
10.	Allison Gray	1980-84	7.2
	Linda Wright	1979-82	7.2

FIELD-GOALS MADE

1.	Carolyn Smith	1977-81	671
2.	Natasha Johnson	1993-97	638
3.	Rola Ogunoye	2001-05	636
4.	Terra Wallace	2003-07	585
5.	Julie Coleman	1978-82	520
6.	Tracy Burr	1985-88	517
	Tamara Simmons	2007-11	517
8.	Rebekah VanDijk	2014-Pres.	488
9.	Jeannie Curry	1982-85	463
10.	Shalyn Martin	2007-11	462

FIELD-GOALS ATTEMPTED

1.	Natasha Johnson	1993-97	1,671
2.	Terra Wallace	2003-07	1,609
3.	Carolyn Smith	1977-81	1,486
4.	Rola Ogunoye	2001-05	1,346
5.	Tamara Simmons	2007-11	1,338
6.	Shalyn Martin	2007-11	1,241
7.	Julie Coleman	1978-82	1,203
8.	Allison Gray	1980-84	1,125
9.	Linda Wright	1978-82	1,102
10.	Stacie Terry	1994-98	1,085

FIELD-GOAL PERCENTAGE

1.	Tracy Burr	1985-88	560
2.	Rebekah VanDijk	2014-16	534
3.	Candice Champion	2005-09	514
4.	Jeannie Curry	1982-85	497
5.	Julie Massey	1976-80	491
6.	Rola Ogunoye	2001-05	473
7.	Morgan Hollie	2014-15	461
8.	Erin Dixon	2008-09	453
9.	Carolyn Smith	1977-81	452
10.	Cierra Johnson	2014-15	437

3-POINT FIELD GOALS MADE

1.	Terra Wallace	2003-07	218
2.	Tamara Simmons	2007-11	193
3.	Stacie Terry	1994-98	158
4.	Tamara Simmons	2007-	144
5.	Krystal Buchanan	2001-05	126
6.	Maryann Abanobi	2004-08	124
7.	Dani Galbreath	1991-92, 93-94	111
8.	LaToya Lewis	2002-04	104
9.	Natasha Johnson	1993-97	99
10.	Kim (Cann) Pruitt	1990-94	93

3-POINT FIELD GOALS ATTEMPTED

1.	Terra Wallace	2003-07	604
2.	Tamara Simmons	2007-11	515
3.	Stacie Terry	1994-98	472
4.	Krystal Buchanan	2001-05	405
5.	Maryann Abanobi	2004-08	383
6.	Natasha Johnson	1993-97	356
7.	Dani Galbreath	1991-92, 93-94	333
8.	LaToya Lewis	2002-04	318
9.	Kim (Cann) Pruitt	1990-94	263
10.	Tojinyan Thompson	2003-07	256

3-POINT PERCENTAGE (1 MADE 3FG PER GM)

1.	Tabitha Wesley	2004-05	424
2.	Melissa Fairley	2001-03	395
3.	Amara Wainwright	2014-16	388
4.	Tamara Simmons	2007-11	375
5.	Lesli Priebe	1987-89	367
6.	LaWanna Allen	1997-99	364
7.	Terra Wallace	2003-07	361
8.	Kim (Cann) Pruitt	1990-94	354
9.	Stacie Terry	1994-98	335
10.	Dani Galbreath	1991-92, 93-94	333

FREE-THROWS MADE

1.	Terra Wallace	2003-07	363
2.	Rola Ogunoye	2001-05	356
3.	Shalyn Martin	2007-11	345
4.	Monticee Williams	1995-99	297
5.	Jailia Darez	1997-00	289
6.	Candice Champion	2005-08	286
7.	Tracy Burr	1985-88	282
8.	Kim (Cann) Pruitt	1990-94	270
9.	Rebekah VanDijk	2014-Pres.	262
10.	Stacy Campbell	1985-89	247

FREE-THROWS ATTEMPTED

1.	Natasha Johnson	1993-97	498
2.	Rola Ogunoye	2001-05	497
3.	Terra Wallace	2003-07	458
4.	Shalyn Martin	2007-11	444
5.	Tracy Burr	1985-88	443
6.	Jailia Darez	1997-00	414
7.	Monticee Williams	1995-99	407
8.	Sheena Johnson	2000-04	403
9.	Candice Champion	2005-09	400
10.	Kim (Cann) Pruitt	1990-94	386

FREE-THROW PERCENTAGE (Min. 150 Made)

1.	Camellia Bowen	1988-90	797
2.	Terra Wallace	2003-07	793
3.	Carolyn Smith	1977-81	783
4.	Shalyn Martin	2007-11	777
5.	Jennifer Boniol	1998-00	771
6.	Krystal Buchanan	2001-05	740
7.	Monticee Williams	1995-99	730
8.	Rola Ogunoye	2001-05	716
9.	Candice Champion	2005-09	715
10.	Stacie Terry	1994-98	703

ASSISTS*

1.	Krystal Buchanan	2001-05	562
2.	Terra Wallace	2003-07	408
3.	Tamara Simmons	2007-11	341
4.	Shalyn Martin	2007-11	334
5.	Gale Haynes	1993-97	332
6.	Stacie Terry	1994-98	250
	Allison Gray	1980-84	250
8.	Cierra Johnson	2014-Pres.	235
9.	Tamara Simmons	2007-	226
10.	Melissa Nix	1989-92	215

BLOCKED SHOTS*

1.	Linda Wright	1979-82	242
2.	Tanya Strong	1995-98	166
3.	Rebekah VanDijk	2014-Pres.	144
3.	Shalyn Martin	2007-11	141
4.	Rola Ogunoye	2001-05	117
6.	Tonya Johnson	1988-90	99
7.	Shannon Spriggs	1992-95	98
8.	Terra Wallace	2003-07	90
9.	Sonia Wagoner	1990-92	81
10.	Chaun Williams	2011-15	61
	Shalyn Martin	2007-10	61

STEALS*

1.	Allison Gray	1980-84	285
2.	Melissa Nix	1989-92	258
3.	Cierra Johnson	2014-Pres.	247
4.	Terra Wallace	2003-07	244
5.	Natasha Johnson	1993-97	236
6.	Page Smithers-Wojciak	1982-86	234
7.	Krystal Buchanan	2001-05	212
8.	Stacie Terry	1994-98	193
9.	Shalyn Martin	2007-11	188
10.	Gale Haynes	1993-97	177

* Statistics kept from 1980-81 season forward
NOTE: Records are as complete as possible beginning with the 1978-79 season. Full-season records and box scores are incomplete prior to that year.

PREVIEW

TEAM

LAST SEASON

RECORDS

HISTORY

1000-POINT CLUB

PREVIEW



1. Terra Wallace - 1,751 points - Round Rock, TX

YEAR	G-S	MPG	FG-A	Pct.	3P-A	Pct.	FT-A	Pct.	Reb.	A	TO	B	S	Pts.
2003-04	31-1	22.8	71-205	.346	27-77	.351	52-64	.813	74	62	79	11	45	221
2004-05	31-27	33.5	150-435	.345	64-195	.328	64-86	.744	116	73	100	18	62	428
2005-06	29-29	37.9	176-496	.355	65-178	.365	136-175	.777	148	145	119	32	64	553
2006-07	33-33	36.4	188-473	.397	62-154	.403	111-113	.835	150	128	96	29	73	549
4 Years	124-90	32.6	585-1609	.364	218-604	.361	363-458	.793	488	408	394	90	244	1751

TEAM



2. Natasha Johnson - 1,695 points - Parkdale, AR

YEAR	G-S	MPG	FG-A	Pct.	3P-A	Pct.	FT-A	Pct.	Reb.	A	TO	B	S	Pts.
1993-94	29-29	33.0	128-278	.460	5-17	.294	69-88	.784	185	25	62	1	37	333
1994-95	27-25	33.4	184-576	.319	41-171	.240	82-125	.656	130	46	84	1	50	491
1995-96	27-27	35.9	189-447	.423	19-65	.292	109-167	.653	178	62	102	3	94	506
1996-97	27-27	37.0	137-370	.370	28-84	.333	63-102	.618	149	74	82	1	55	365
4 Years	106-94	32.6	638-1671	.382	99-356	.278	320-498	.643	598	207	330	6	236	1695

LAST SEASON



3. Rola Ogunoye - 1,639 points - Cedar Hill, TX

YEAR	G-S	MPG	FG-A	Pct.	3P-A	Pct.	FT-A	Pct.	Reb.	A	TO	B	S	Pts.
2001-02	29-29	33.0	150-341	.440	5-17	.294	76-111	.685	185	18	68	35	37	381
2002-03	28-22	29.2	129-289	.446	3-20	.150	66-87	.759	180	18	62	28	31	327
2003-04	31-26	29.7	180-361	.499	3-9	.333	109-153	.712	242	21	95	23	51	472
2004-05	31-27	30.9	177-355	.499	0-5	.000	105-146	.719	221	23	71	31	48	459
4 Years	119-104	30.7	636-1346	.473	11-53	.208	356-497	.716	828	80	296	117	167	1639



4. Carolyn Smith - 1,567 points - Killeen, TX

YEAR	G-S	MPG	FG-A	Pct.	3P-A	Pct.	FT-A	Pct.	Reb.	A	TO	B	S	Pts.
1977-78	31-31	--	231-494	.468	--	--	69-88	.784	317	-	-	-	-	532
1978-79	27-27	--	118-283	.417	--	--	51-65	.785	127	90	109	1	50	287
1979-80	28-28	--	129-284	.454	--	--	43-52	.827	104	74	102	3	55	301
1980-81	36-36	--	193-425	.454	--	--	61-81	.753	270	118	101	3	92	447
4 Years	122-122	--	671-1486	.452	--	--	224-286	.783	818	282	312	7	197	1567

RECORDS



5. Tamara Simmons - 1,452 points - Arlington, TX

YEAR	G-S	MPG	FG-A	Pct.	3P-A	Pct.	FT-A	Pct.	Reb.	A	TO	B	S	Pts.
2007-08	29-28	784	84-245	.343	35-98	.357	44-60	.733	69	102	92	0	29	247
2008-09	33-32	1058	139-328	.424	49-131	.374	53-65	.815	93	124	86	0	27	380
2009-10	31-30	939	151-369	.409	60-150	.400	46-63	.730	106	44	77	1	37	408
2010-11	28-26	935	143-396	.361	49-136	.360	82-106	.774	92	71	111	3	34	417
4 Years	121-116	3,716	517-1,338	.386	193-515	.375	225-294	.765	360	341	366	4	127	1,452



6. Shalyn Martin - 1,363 points - Arlington, TX

YEAR	G-S	MPG	FG-A	Pct.	3P-A	Pct.	FT-A	Pct.	Reb.	A	TO	B	S	Pts.
2007-08	29-29	812	90-233	.343	18-69	.261	66-86	.767	158	53	80	21	31	264
2008-09	33-33	1069	129-303	.426	29-94	.309	72-93	.774	180	73	83	40	44	359
2009-10	30-30	916	125-309	.405	26-81	.321	95-124	.766	255	50	98	34	43	371
2010-11	28-27	897	118-309	.382	21-69	.304	112-141	.794	182	64	91	46	70	369
4 Years	120-119	3,694	462-1,154	.400	94-313	.300	345-444	.777	775	240	352	142	188	1,363

HISTORY

1000-POINT CLUB

PREVIEW

TEAM

LAST SEASON

RECORDS

HISTORY



7. Tracy Burr - 1,316 points - Ennis, TX

YEAR	G-S	MPG	FG-A	Pct.	3P-A	Pct.	FT-A	Pct.	Reb.	A	TO	B	S	Pts.
1985-86	26-19	26.7	122-229	.533	--	--	92-127	.724	142	45	-	10	35	336
1986-87	26-26	31.7	178-308	.578	0-3	.000	94-150	.627	186	46	97	11	45	450
1987-88	27-27	34.9	217-386	.562	0-2	.000	96-166	.578	220	40	86	11	43	530
3 Years	79-72	31.1	517-923	.560	0-5	.000	282-443	.637	548	131	183	32	123	1316



8. Rebekah VanDijk - 1,238 points - Nazareth, TX

YEAR	G-S	MPG	FG-A	Pct.	3P-A	Pct.	FT-A	Pct.	Reb.	A	TO	B	S	Pts.
2014-15	30-30	29.4	166-308	.539	--	--	57-95	.600	309	30	58	52	11	389
2015-16	30-30	29.1	137-274	.500	--	--	93-126	.738	266	22	61	51	22	367
2016-17	31-31	28.8	185-332	.557	--	--	112-153	.732	272	25	39	41	27	482
3 Years	91-91	29.1	488-914	.534	--	--	262-374	.701	847	77	158	144	60	1238



9. Julie Coleman - 1,226 points - Hutchinson, KS

YEAR	G-S	MPG	FG-A	Pct.	3P-A	Pct.	FT-A	Pct.	Reb.	A	TO	B	S	Pts.
1978-79	22	--	42-119	.353	--	--	6-16	.375	27	33	71	2	10	90
1979-80	27	--	106-235	.451	--	--	45-51	.882	50	76	80	3	30	257
1980-81	34	--	153-381	.402	--	--	69-82	.841	65	90	88	3	31	375
1981-82	37	--	219-468	.468	--	--	66-85	.776	96	118	119	3	53	504
4 Years	120	--	520-1203	.432	--	--	186-234	.795	238	317	358	11	124	1226



10. Kim (Cann) Pruitt - 1,201 points - Bloomington, TX

YEAR	G-S	MPG	FG-A	Pct.	3P-A	Pct.	FT-A	Pct.	Reb.	A	TO	B	S	Pts.
1990-91	28-18	28.2	124-274	.453	9-21	.429	67-99	.677	114	58	66	19	35	324
1991-92	29-11	22.0	71-176	.403	4-11	.364	57-89	.640	104	38	62	10	27	203
1992-93	27-25	33.0	118-297	.397	49-129	.380	66-90	.380	116	23	57	16	36	351
1993-94	27-27	33.0	107-300	.357	31-102	.304	78-108	.722	135	34	43	15	29	353
4 Years	111-82	29.2	420-1047	.401	93-263	.354	270-386	.700	469	153	228	60	127	1,201



11. Meghan Nelson - 1,195 points - Cedar Hill, TX

YEAR	G-S	MPG	FG-A	Pct.	3P-A	Pct.	FT-A	Pct.	Reb.	A	TO	B	S	Pts.
2006-07	32-5	16.1	46-119	.387	8-29	.276	40-56	.714	61	22	22	2	26	140
2007-08	29-0	14.1	59-126	.468	2-13	.154	24-47	.511	59	37	31	0	20	144
2008-09	33-24	28.0	123-311	.395	5-27	.185	92-164	.561	90	94	107	4	45	343
2009-10	31-31	29.9	205-432	.475	8-30	.267	150-210	.714	138	45	105	2	51	568
4 Years	125-60	22.1	433-988	.438	23-99	.232	306-477	.642	348	198	265	8	142	1,195



12. Stacie Terry - 1,169 points - Lakeside, CA

YEAR	G-S	MPG	FG-A	Pct.	3P-A	Pct.	FT-A	Pct.	Reb.	A	TO	B	S	Pts.
1994-95	27-9	21.0	90-225	.400	19-81	.235	21-32	.656	72	30	57	9	35	220
1995-96	27-9	21.6	77-220	.350	30-93	.323	25-38	.658	86	36	54	5	38	209
1996-97	28-28	30.4	98-255	.384	43-126	.341	49-71	.690	103	84	67	8	55	288
1997-98	26-26	35.0	160-385	.416	66-172	.384	66-88	.750	115	100	101	19	65	452
4 Years	108-72	27.0	425-1085	.392	158-472	.335	161-229	.703	376	250	279	41	193	1,169



13. Candice Champion - 1,100 points - Waco, TX

YEAR	G-S	MPG	FG-A	Pct.	3P-A	Pct.	FT-A	Pct.	Reb.	A	TO	B	S	Pts.
2005-06	27-2	8.0	22-48	.458	0-2	.000	25-34	.735	55	2	14	1	6	69
2006-07	33-0	10.3	53-117	.453	0-0	.000	17-47	.362	99	15	31	3	6	123
2007-08	29-2	22.4	119-223	.534	0-1	.000	66-99	.667	179	24	68	6	19	304
2008-09	33-33	32.8	213-404	.527	0-0	.000	178-220	.809	328	34	89	8	26	604
4 Years	122-37	18.7	407-792	.514	0-3	.000	286-400	.715	661	75	202	18	57	1,100

1000-POINT CLUB


PREVIEW



14. Stacy Campbell - 1,083 points - Mansfield, TX

YEAR	G-S	MPG	FG-A	Pct.	3P-A	Pct.	FT-A	Pct.	Reb.	A	TO	B	S	Pts.
1985-86	26-10	21.1	77-200	.385	--	--	25-48	.521	92	32	-	2	26	177
1986-87	26-22	26.5	103-277	.372	14-35	.400	59-96	.615	132	59	96	3	50	279
1987-88	25-24	27.2	96-247	.389	16-51	.314	65-92	.707	113	43	83	3	40	273
1988-89	27-27	23.9	127-314	.404	2-15	.133	98-132	.742	155	27	69	1	35	354
4 Years	104-83	24.7	403-1038	.388	32-101	.317	247-368	.671	492	161	248	9	151	1,083

TEAM



15. Jeannie Curry - 1,069 points - Oklahoma City, OK

YEAR	G-S	MPG	FG-A	Pct.	3P-A	Pct.	FT-A	Pct.	Reb.	A	TO	B	S	Pts.
1982-83	27	--	137-325	.422	--	--	45-68	.662	211	33	76	8	51	319
1983-84	28-24	25.7	131-249	.526	--	--	41-82	.500	198	25	56	9	50	304
1984-85	27-23	30.3	195-357	.546	--	--	56-102	.549	228	41	--	16	69	446
3 Years	82-47	28.0	463-931	.497	--	--	142-252	.563	637	99	132	33	170	1,069

LAST SEASON



16. Maryann Abanobi - 1,048 points - Sugar Land, TX

YEAR	G-S	MPG	FG-A	Pct.	3P-A	Pct.	FT-A	Pct.	Reb.	A	TO	B	S	Pts.
2004-05	28-5	9.3	17-70	.243	1-12	.082	12-16	.750	31	7	21	0	7	47
2005-06	28-28	32.9	92-279	.330	48-142	.328	46-62	.742	84	45	28	2	27	278
2006-07	33-32	31.8	128-341	.375	45-146	.308	54-69	.783	104	57	46	9	34	355
2007-08	29-28	32.0	144-328	.439	30-83	.361	50-61	.820	115	52	55	11	19	368
4 Years	118-93	26.8	381-1,018	.374	124-382	.325	162-208	.779	334	161	150	22	87	1,048



17. Allison Gray - 1,044 points - Burleson, TX

YEAR	G-S	MPG	FG-A	Pct.	3P-A	Pct.	FT-A	Pct.	Reb.	A	TO	B	S	Pts.
1980-81	36	--	90-225	.400	--	--	37-54	.685	171	76	86	11	65	217
1981-82	35	--	157-395	.397	--	--	65-102	.637	216	82	93	8	83	379
1982-83	27	--	83-266	.312	--	--	39-63	.619	131	42	62	13	60	205
1983-84	28-26	30.5	106-239	.452	--	--	31-40	.775	129	50	60	11	77	243
4 Years	126-26	30.5	436-1125	.388	--	--	172-259	.664	647	250	301	43	285	1,044

RECORDS



18. Linda Wright - 1,007 points - San Jose, CA

YEAR	G-S	MPG	FG-A	Pct.	3P-A	Pct.	FT-A	Pct.	Reb.	A	TO	B	S	Pts.
1978-79	17	--	17-56	.304	--	--	13-26	.500	51	1	9	14	3	47
1979-80	28	--	131-311	.421	--	--	56-84	.667	214	14	64	59	25	318
1980-81	36	--	152-422	.360	--	--	54-94	.574	258	18	55	98	34	358
1981-82	37	--	121-313	.387	--	--	42-74	.568	201	28	57	85	33	284
4 Years	118	--	421-1102	.382	--	--	165-278	.593	724	61	185	256	95	1,007

HISTORY

SINGLE-GAME RECORDS

POINTS

1	Carolyn Smith	44
2	Terra Wallace	36
	Natasha Johnson	36
4	Rebekah VanDijk	34
	Candice Champion	34
	Desherra Nwanguma	34
6	Rebekah VanDijk	33
	Meghan Nelson	33
	Camellia Bowen	33
9	Meghan Nelson	32
	Briana Walker	32

REBOUNDS

1	Lori Cottingham	24
	Lori Cottingham	24
	Tonya Johnson	24
	Tonya Johnson	24
	Sheena Johnson	24
6	Candice Champion	22
7	Tiffen Riles	21
8	Tiffen Riles	20
	Sheena Johnson	20

ASSISTS

1	Krystal Buchanan	14
2	Julie Kajihio	13
	P. Smither-Wojciak	13
	Krystal Buchanan	13
5	Krystal Buchanan	12
	Krystal Buchanan	12
7	Cierra Johnson	11
	Melissa Nix	11
9	Krystal Buchanan	10
	Cierra Johnson	10
11	Ericka Mattingly	9
	Ericka Mattingly	9
	Miranda LeJune	9
	Krystal Buchanan	9
	Krystal Buchanan	9
	Terra Wallace	9
	Terra Wallace	9

Texas State (2004)
SEL (1979)
North Texas (1986)
SHSU (2003)
McNeese State (2005)
SEL (2004)
Louisiana (2017)
Tarleton (1991)
UTSA (2005)
App St. (2016)
ULM (2017)
Troy (2017)
UTSA (2016)
Nicholls St. (2004)
Lamar (2005)
North Dakota St. (2006)
SHSU (2007)

STEALS

1	Jeannine Curry	10
2	Ericka Mattingly	8
	Monticee Williams	8
4	Cierra Johnson	7
	Cierra Johnson	7
	Cierra Johnson	7
	Cierra Johnson	7
	Ericka Mattingly	7
9	Cierra Johnson	6
	Ericka Mattingly	6
	Ericka Mattingly	6
	Cierra Johnson	6
	Cierra Johnson	6
	Cierra Johnson	6
	Cierra Johnson	6
	Terra Wallace	6
	Terra Wallace	6
	Rola Ogunoye	6
	LaQuita Delasbour	6
	Natasha Johnson	6
	Natasha Johnson	6
	Melissa Nix	6

FG Made 18 by Carolyn Smith vs. Texas Wesleyan (1/15/78) 3-Point FG Made 8 by Kim (Cann) Pruitt (8-9) vs. Sam Houston State (1/21/93)
 FG Percentage 91.7 by Renee Wharekura (11-12) vs. Lamar (1/29/00) Blocked Shots 13 by Shannon Spriggs vs. ULM (1/7/95)
 FT Made 13 by Jennifer Boniol (13-14) vs. A&M-Corpus Christi (1/10/00) Steals 10 by Jeannine Curry vs. Southeastern Louisiana (1/5/85)

TEAM SINGLE-GAME RECORDS

Most Points Scored	103 vs. Sam Houston State (1/09/92)	Most FG Attempted	99 vs. Austin College (1/27/83)
Most Points Scored (Half)	54 (3 Times) last vs. Sam Houston State (1/14/02)	Fewest FG Attempted	37 at Texas Tech (11/15/98)
Most Points Scored (Quarter)	33 (2 times) last vs. Louisiana (1/19/17)	Most 3-Point FG Made	13 vs. Sam Houston State (3/3/04)
Most Points Allowed	106 vs. Louisiana Tech (3/10/77)	Fewest 3-Point FG Made	0 (27 Times) last vs. Houston Baptist (11/8/13)
Fewest Points Scored	20 at Baylor (11/13/15)	Most 3-Point FG Attempted	44 vs. Sam Houston State (3/3/04)
Fewest Points Scored (Half)	6 (1st) at Baylor (11/13/15)	Fewest 3-Point FG Attempted	1 (3 Times) last vs. Mississippi (11/24/89)
Fewest Points Scored in a Win	40 vs. ULM (2/20/16)	Most Free Throws Made	36 vs. Sam Houston State (1/11/90)
Fewest Points Scored (Quarter)	1 (2nd) at Baylor (11/13/15)	Fewest Free Throws Made	0 vs. ULM (1/4/93)
Fewest Points Allowed	22 at Central Florida (12/17/05)	Most Free Throws Attempted	51 vs. South Florida (12/3/93)
Fewest Points Allowed (Half)	9 (2nd) vs. ULM (2/20/16)	Fewest Free Throws Attempted	3 (6 Times) last vs. ULM (03/02/17)
Fewest Points Allowed (Quarter)	2 (1st) at ULM (3/02/17)	Most Assists	30 vs. North Texas (11/28/78)
Largest Winning Margin	73 vs. Austin College (W, 102-29) (1/27/83)	Fewest Assists	0 (2 Times) last at ULM (1/19/89)
Largest Losing Margin	56 at Texas (L, 86-30) (11/29/78)	Most Turnovers	44 at Houston (11/14/81)
Highest Combined Score	188 points (L, 103-85) at Baylor (2/25/77)	Fewest Turnovers	4 at McNeese State (2/28/89)
Lowest Combined Score	70 points (W, 42-28), at TAMU-CC (12/13/14)	Most Blocks	15 vs. ULM (1/7/95)
Lowest Combined Score (SBC)	72 points (W, 40-32), vs. ULM (2/20/16)	Fewest Blocks	0 (93 Times) last vs. Little Rock (2/28/15)
Most Rebounds	69 at Nevada-Reno (12/8/90)	Most Steals	27 (2 Times) last vs. Eastern Illinois (12/4/92)
Fewest Rebounds	18 at Pittsburgh State (11/30/80)	Fewest Steals	0 at North Texas (11/12/79)
Most FG Made	50 vs. Austin College (1/27/83)		
Fewest FG Made	8 at Baylor (11/13/15)		

TEAM SINGLE-SEASON RECORDS

Games Played	37 (1981-82)	Free Throws Made	543 (2008-2009)
Victories	24 (24-9 overall) (2006-07)	Free Throws Attempted	779 (1991-92)
Fewest Victories	3 (3-7 overall) (1972-73)	Free Throw Percentage	767 (1989-90)
Losses	25 (4-25 overall) (2013-14)	Rebounds	1,650 (1981-82)
Fewest Losses	7 (3-7 overall) (1972-73)	Fewest Rebounds	991 (1998-99)
Home Victories	11 (11-0 overall) (2004-05)	Rebounding Average	45.0 (1990-91)
Road Victories	14 (2 times) ('75-76 & '06-07)	Lowest Rebounding Average	34.2 (1998-99)
Points Scored	2,408 (2008-2009)	Rebounds (opponent)	1,561 (1980-81)
Fewest Points Scored	1,519 (2000-01)	Fewest Rebounds (opponent)	997 (1997-98)
Points Allowed	2,356 (1981-82)	Rebounding Average (opponent)	39.9 (2011-12)
Fewest Points Allowed	1,495 (2005-06)	Lowest Rebounding Average (opponent)	32.6 (2004-05)
Scoring Average	73.2 (1991-92)	Fouls	689 (1981-82)
Lowest Scoring Average	55.3 (2011-12)	Disqualifications	34 (1992-93)
Scoring Average (opponent)	77.7 (1988-89)	Assists	493 (1980-81)
Lowest Scoring Average (opponent)	51.6 (2005-06)	Fewest Assists	250 (1999-00)
Field Goals Made	986 (1981-82)	Turnovers	777 (1981-82)
Field Goals Attempted	2,405 (1981-82)	Fewest Turnovers	437 (2006-07)
Field Goal Percentage	453 (1979-80)	Blocked Shots	153 (1981-82)
3-Point Field Goals Made	193 (2003-04)	Fewest Blocked Shots	42 (1982-83)
3-Point Field Goals Attempted	625 (2003-04)	Steals	369 (1981-82)
3-Point Field Goal Percentage	360 (1991-92)	Fewest Steals	159 (2013-14)

PREVIEW
TEAM
LAST SEASON
RECORDS
HISTORY

ALL-TIME COACHING RECORDS //

PREVIEW	COACH	TENURE	YEARS	OVERALL			CONFERENCE			POSTSEASON				
				W	L	PCT.	W	L	PCT.	W	L	PCT.	NCAA	WNIT
	Jody Conradt	1973-76	3	43	39	.524	-	-	-	-	-	-	-	-
	Cindy Salser	1976-79	3	51	38	.573	-	-	-	-	-	-	-	-
	Connie Kelch	1979-89	10	117	172	.405	25	54	.316	0	1	.000	-	-
	Jerry Isler	1989-92	3	42	43	.494	27	19	.587	1	3	.250	-	-
	Mike Dean	1992-00	8	115	105	.523	79	61	.564	2	9	.181	-	1
	Donna Capps	2000-07	7	119	89	.572	82	42	.661	10	6	.625	2	
	Samantha Morrow	2007- 13	6	75	96	.438	48	44	.521	0	1	.000	-	1
	Karen Blair	2013 (Interim)	1	3	5	.428	2	4	.333	0	1	.000	-	-
	Krista Gerlich	2013-Present	4	58	63	.479	38	39	.493	1	3	.250	-	1
	Totals			624	656	.488	297	248	.545	13	23	.361	2	3



Jody Conradt
1973-76



Cindy Salser
1976-79



Connie Kelch
1979-89



Jerry Isler
1989-92



Mike Dean
1992-2000



Donna Capps
2000-07



Samantha Morrow
2007-2013



Krista Gerlich
2013-Present

PREVIEW

TEAM

LAST SEASON

RECORDS

HISTORY

MISCELLANEOUS RECORDS

SEASON OPENERS

Date	Opponent	Result
02/12/73	North Texas	W, 36-20
01/19/74	at Texas Wesleyan	W, 43-30
01/31/75	vs. Ranger JC	W, 69-42
12/10/75	Texas Woman's	L, 71-84
11/30/76	at Texas Woman's	W, 66-55
11/17/77	TCU	W, 79-64
11/10/78	Sam Houston State	W, 75-68
11/10/79	Sam Houston State	W, 76-58
11/14/80	at McMurry	W, 51-50
11/13/81	at Texas Southern	L, 61-67
11/26/82	vs. Panhandle State	L, 52-54
11/25/83	at SMU	L, 71-79
11/27/84	Baylor	W, 68-65
11/22/85	at Rice	L, 63-86
11/28/86	vs. Loyola-Marymount	L, 53-55
11/27/87	at Missouri State	L, 60-70
11/25/88	at Texas A&M	L, 67-86
11/24/89	vs. Mississippi	L, 51-77
11/23/90	at Tulane	W, 83-77
11/23/91	SMU	L, 76-77
12/01/92	at SMU	L, 66-70
11/28/93	Mississippi	L, 73-80
11/25/94	at UNLV	L, 59-60
11/26/95	New Mexico	W, 69-64
11/23/96	at Arkansas	L, 53-64
11/14/97	at Cal State Northridge	W, 66-50
11/15/98	at Texas Tech	L, 47-71
11/19/99	vs. Centenary	W, 71-52
11/18/00	at Texas A&M-Corpus Christi	L, 51-71
11/16/01	at Central Florida	L, 55-69
11/23/02	at Texas A&M-Corpus Christi	L, 51-54
11/22/03	Texas A&M-Commerce	W, 87-50
11/19/04	at Little Rock	W, 76-59
11/19/05	at South Florida	L, 50-74
11/11/06	Northern Arizona	W, 69-60
11/14/08	at SMU	W, 85-79
11/13/09	Rice	W, 81-64
11/12/10	at Oral Roberts	L, 58-110
11/11/11	North Texas	L, 67-56
11/08/12	at George Washington	L, 47-80
11/08/13	at Houston Baptist	L, 60-72
11/14/14	Missouri Valley College	W, 90-32
11/13/15	at No. 5 Baylor	L, 62-20
11/13/16	UTSA	W, 75-54
Overall		20-24
Home		11-4
Road		7-17
Neutral		2-3

HOME OPENERS

Date	Opponent	Result
02/12/73	North Texas	W, 36-20
01/24/74	TCU	W, 45-33
02/03/75	Texas Wesleyan	W, 52-38
12/10/75	Texas Woman's	L, 71-84
11/30/76	Texas Woman's	W, 66-55
11/17/77	TCU	W, 79-64
11/10/78	Sam Houston State	W, 75-68
11/10/79	Sam Houston State	W, 76-58
11/17/80	Baylor	L, 64-70
11/16/81	West Texas State	W, 60-59
01/10/83	Texas Wesleyan	W, 60-49
12/06/83	SMU	W, 79-78 (2OT)
11/27/84	Baylor	W, 68-65
11/26/85	TCU	W, 89-84
12/01/86	Cal State Northridge	W, 91-78
11/30/87	TCU	L, 79-94
11/28/88	Baylor	W, 78-72
12/05/89	TCU	L, 58-60
11/27/90	Baylor	L, 88-96
11/23/91	SMU	L, 76-77
12/04/92	Eastern Illinois	W, 64-49
11/28/93	Mississippi	L, 73-80
12/09/94	Texas Southern	W, 58-35
11/26/95	New Mexico	W, 69-64
11/26/96	Texas Wesleyan	W, 64-43
12/18/97	Texas Wesleyan	W, 80-36
12/05/98	Texas Wesleyan	W, 47-42
11/26/99	Centenary	W, 75-39
11/25/00	Texas Southern	L, 48-54
12/20/01	UTSA	L, 41-43
12/03/02	Oral Roberts	W, 62-55
11/22/03	Texas A&M-Commerce	W, 87-50
12/04/04	New Mexico State	W, 50-34
12/31/05	Cornell	W, 75-54
11/11/06	Northern Arizona	W, 69-60
11/26/08	Midwestern State	W, 90-49
11/13/09	Rice	W, 81-64
11/11/11	North Texas	L, 67-56
11/16/12	Oral Roberts	L, 41-73
11/14/13	Incarnate Word	L, 48-52
11/14/14	Missouri Valley College	W, 90-32
11/20/15	Jacksonville	W, 56-54
11/13/16	UTSA	W, 75-54
Overall		31-12

ONE-POINT GAMES

Date	Opponent	Result
03/27/75	at West Texas State	L, 72-73
02/13/76	vs. Weatherford JC	L, 69-70
02/12/77	vs. Abilene Christian	W, 58-57
01/9/78	at Texas Southern	L, 45-46
12/11/78	Texas Wesleyan	L, 71-72
02/06/79	at TCU	L, 59-60
01/08/80	at Oklahoma State	L, 64-65
02/08/80	Lamar	L, 65-66
02/14/80	at Texas Woman's	L, 82-83 (OT)
11/14/80	at McMurry	W, 51-50
12/04/80	vs. Oklahoma State	L, 56-57
01/23/81	Northwestern Louisiana	L, 74-75
01/27/81	Texas Woman's	W, 63-62
11/16/81	West Texas State	W, 60-59
12/03/81	vs. Portland State	W, 77-76
01/04/82	at UTSA	L, 55-56
12/06/83	SMU	W, 79-78 (2OT)
03/03/84	Mississippi College	W, 81-80
02/12/85	at Sam Houston State	W, 62-61
02/21/85	Arkansas State	W, 62-61
03/04/85	North Texas State	W, 68-67
01/07/86	at Angelo State	W, 78-77
11/26/88	vs. Oral Roberts	L, 80-81
12/19/88	vs. Nevada-Reno	W, 73-72
12/10/91	at Oklahoma	W, 94-93
01/12/91	Southwest Texas	W, 60-59
02/14/91	at Northwestern State	W, 67-66
11/23/91	SMU	L, 76-77
11/24/94	at UNLV	L, 59-60
02/11/95	at North Texas	L, 66-67
01/06/96	at North Texas	L, 52-53
01/13/96	Sam Houston State	L, 51-52
02/25/99	UTSA	W, 53-52
02/27/99	Sam Houston State	W, 77-76
11/30/99	Texas Wesleyan	L, 58-59
12/14/99	at Texas-El Paso	L, 50-51
01/27/00	McNeese State	L, 48-49
02/16/02	at Lamar	L, 51-52
02/23/02	at Northwestern State	L, 71-72
01/25/03	at Stephen F. Austin	L, 56-57
02/16/06	at UTSA	L, 67-68 (2OT)
03/08/06	UTSA	L, 75-76 (3OT)
11/17/06	Little Rock	W, 59-58
01/27/07	Stephen F. Austin	W, 57-56
02/16/08	at McNeese State	W, 43-42
02/02/11	UTSA	W, 56-55
02/16/11	at Stephen F. Austin	L, 67-68
02/07/13	at Texas State	L, 72-73 (OT)
01/25/14	South Alabama	L, 72-73 (OT)
Overall		20-29
Home		12-9
Road		5-17
Neutral		3-3

OVERTIME GAMES

Date	Opponent	Result	Date	Opponent	Result
01/27/78	at Texas Wesleyan	W, 69-68	12/18/07	Marshall	L, 91-97 (3OT)
02/06/78	vs. Texas Wesleyan	W, 92-90 (4OT)	02/23/08	at A&M-Corpus Christi	W, 63-56
02/01/80	at Sam Houston State	W, 61-56	12/15/09	at Arkansas State	L, 60-67
02/14/80	at Texas Woman's	L, 82-83	01/23/10	at Sam Houston State	L, 75-77
12/06/83	SMU	W, 79-78 (2OT)	03/03/10	at Nicholls State	W, 87-78
12/04/87	vs. St. Mary's (Calif.)	W, 86-84	11/24/10	Arkansas State	L, 55-59
02/06/88	at McNeese State	L, 71-74	12/28/11	at UT Rio Grand Valley	L, 72-65
11/26/95	New Mexico	W, 69-64	02/07/13	at Texas State	L, 72-73
01/21/99	at McNeese State	W, 68-63	11/24/13	VCU	L, 63-74
02/13/99	at Lamar	L, 53-60	01/25/14	South Alabama	L, 72-73
11/30/02	vs. St. John's	L, 71-75	03/08/14	at South Alabama	L, 57-60
02/26/04	at Northwestern State	L, 77-69	01/10/15	Arkansas State	L, 77-80
02/02/06	McNeese State	W, 59-58	02/12/15	at Texas State	L, 58-65
02/16/06	at UTSA	L, 67-68 (2OT)	02/04/16	at ULM	W, 53-41
03/08/06	UTSA	L, 75-76 (3OT)			
12/01/06	Pepperdine	L, 62-64			
Overall		11-18			
Home		3-7			
Road		6-11			
Neutral		1-2			

PREVIEW

TEAM

LAST SEASON

RECORDS

HISTORY

ALL-TIME AWARD WINNERS

PREVIEW

FULLCOURT.COM MID-MAJOR FRESHMAN ALL-AMERICAN		SLC ASSIST LEADER		Tanya Strong	1996-97
Rebekah VanDijk	2014-15	Terra Wallace	5.0 apg	Natasha Johnson	1995-96
		SLC STEALS LEADER		Dani Galbreath	1993-94
SUN BELT DEFENSIVE PLAYER OF THE YEAR		Allison Gray	2.2 spg	Julie Roewe	1990-91
Cierra Johnson	2016-17	Jeannie Curry	2.6 spg	Camellia Brown	1989-90
		Monticee Williams	2.5 spg	Tracy Burr	1987-88
SUN BELT FRESHMAN OF THE YEAR				Tracy Burr	1986-87
Rebekah VanDijk	2014-15			Jeannie Curry	1983-84

TEAM

FIRST TEAM ALL-SUN BELT		TEAM SLC RECORDS		THIRD TEAM ALL-SLC	
Rebekah VanDijk	2016-17	SEASON STATISTICAL LEADERS		Tamara Simmons	2010-11
		SCORING DEFENSE		Shalyn Martin	2009-10
SECOND TEAM ALL-SUN BELT		65.7	1982-83	Tamara Simmons	2008-09
Cierra Johnson	2016-17	61.7	1992-93	Shalyn Martin	2008-09
Rebekah VanDijk	2015-16	56.7	1997-98	Maryann Abanobi	2006-07
Rebekah VanDijk	2014-15	58.8	1998-99	Ashley Bobb	2006-07
Desherra Nwanguma	2013-14	55.8	1999-00	Ashley Bobb	2005-06
		53.8	2004-05	Maryann Abanobi	2005-06
THIRD TEAM ALL-SUN BELT		51.6	2005-06	Krystal Buchanan	2004-05
Cierra Johnson	2015-16	53.9	2006-07	LaToya Lewis	2003-04
		FG DEFENSE		Krystal Buchanan	2003-04
SBC STEALS LEADER		42.7	1986-87	Renee Wharekura	2000-01
Cierra Johnson	3.1 spg	2016-17	1990-91	Jalila Darez	1999-00
		38.8	1996-97		
SLC PLAYER OF THE YEAR		36.5	1997-98		
Terra Wallace	2005-06	36.8	2005-06		
Joyce Ekworomadu	2007-08	22.7	2008-09		

LAST SEASON

SLC FRESHMAN OF THE YEAR		FT PERCENTAGE			
Kim Cann (Pruitt)	1990-91	76.7*	1989-90		
Sheena Johnson	2000-01	69.5	1996-97		
Tamara Abalde	2007-08	73.8	1998-99		
SLC NEWCOMER OF THE YEAR		BLOCKED SHOTS			
Tanya Strong	1995-96	94 (3.4 bpg)	1996-97		
Jennifer Boniol	1998-99	76 (4.8 bpg)	1997-98		
Onika Anderson	2007-08				

RECORDS

SLC DEFENSIVE PLAYER OF THE YEAR		FIRST TEAM ALL-SLC			
Shalyn Martin	2009-10	Meghan Nelson	2009-10		
Shalyn Martin	2010-11	Candice Champion	2008-09		
		Terra Wallace	2006-07		
SLC COACH OF THE YEAR		Terra Wallace	2005-06		
Donna Capps	2001-02	Rola Ogunoye	2004-05		
Donna Capps	2006-07	Rola Ogunoye	2003-04		
		Jennifer Boniol	1999-00		
SLC TOURNAMENT MVP		Jennifer Boniol	1998-99		
Terra Wallace	2004-05	Stacie Terry	1997-98		
Terra Wallace	2006-07	Natasha Johnson	1996-97		
		Natasha Johnson	1994-95		
SOUTHLAND SCORING CHAMPION		Dani Galbreath	1991-92		
Terra Wallace	19.1 ppg	2005-06	Jeannie Curry	1984-85	
Terra Wallace	19.4 ppg	2006-07			
Candice Champion	19.9 ppg	2008-09			

HISTORY

SLC REBOUND LEADER		SECOND TEAM ALL-SLC			
Sheena Johnson	11.3 rpg	2001-02	Shalyn Martin	2010-11	
Candice Champion	10.8 rpg	2008-09	Erin Dixon	2008-09	
			Tiffeny Riles	2007-08	
SLC FT PERCENTAGE LEADER			Maryann Abanobi	2007-08	
Edna Mack	.797	1985-86	Terra Wallace	2004-05	
Camellia Bowen	.828	1989-90	Rola Ogunoye	2002-03	
Shalyn Martin	.895	2008-09	Sheena Johnson	2002-03	
			Rola Ogunoye	2001-02	
			Sheena Johnson	2001-02	
			Tanya Strong	1997-98	

ALL-TIME LETTERWINNERS

Abanobi, Maryann.....2004-08	Drake, Kristin1993-96	Lewis, Penny.....1984-86
Albert, Shiney.....1999	Dudley, Kristi.....2005-06	Lockwood, Maggie.....2014-15
Alldredge, Johanna.....1975-77	Duffey, LaTosha.....2007-10	
Allen, Cystal.....2016-17		
Allen, Lawanna.....1997-99	Echiverri, Leah.....1999-00	Mack, Edna.....1983-86
Alexander, Jackie.....1981-82	Ellison, Sherrian.....1982-83	Magness, Laura Lee.....1987-89
Alexander, Monica.....1990-91	Ensz, Christi.....1990-92	Maloy, Cynthia.....1976-80
	Erwin, Connie.....1990-92	Manahan, LaQuinta.....1999-00
	Evans, Aysia.....2016-17	Martin, Shalyn.....2007-11
Baker, Tammie.....2005-06		Massey, Julie.....1976-80
Banks, Charlotte.....1999-00	Fairley, Melissa.....2001-03	Massey, Marian.....1979-80
Basinger, Kim.....1975-76	Fenoglio, Rechea.....2001-02	Mattingly, Ericka.....2016-17
Barree, Sharlyn.....1986-88	Ford, Artavia.....2014-15	Mayhew, Chris.....1974-75
Bahrens, Jara.....1989-90	Franklin, Chris.....1985-87	McCartney, Melanie.....1978-80
Bennett, Nancy.....1972-73	Fuller, Melissa.....1999-01	McGary, Dawn.....1991-93
Billie, Lauren.....2015-17		McGill, Judith.....1986-87
Blocker, Sherry.....1972-73		Mergerson, Veronica.....2009-10
Bobb, Ashley.....2004-07	Galbreath, Dani.....1991-92, 93-94	Murray, Cindy.....1981-82
Boniol, Jennifer.....1998-00	Garcia, Aron.....2012-13	Murray, Lydia.....1983-85
Bonner, LaWanda.....1989-90	Gibson, Laurie.....1972-73	
Bowden, Nancy.....1982-83	Grace, Kristina.....2006-09	Nelson, Meghan.....2007-10
Bowen, Camellia.....1988-90	Graves, Tamesha.....2003-05	Nichols, Leonna.....1975-76
Bowman, Shay.....2006-08	Gray, Allison.....1980-84	Nix, Melissa.....1989-92
Broadus, Melissa.....1995-99	Green, LaShanda.....2014-16	Nzeukou, Sandrine.....2007-08
Brown, Joneatta.....2002-04	Green, Malaika.....2010-2014	Nwanguma, Desherra.....2010-14
Brown, Temeckia.....2002-04	Gruca, Debbie.....1986-87	
Bruce, Kriani.....2011-15	Gunter-Stanfield, Kathy.....1973-75	Ogunoye, Rola.....2001-05
Buchanan, Krystal.....2001-05		Owen, Karen.....1974-75
Bullard, Wendie.....1998-99	Hailey, Mackenzie.....2015-16	
Burt, Shannon.....1974-75	Harris, Allea.....2013-14	Parker, Kiara.....2009-13
Burr, Tracy.....1985-88	Hawkins, Jenna.....1990-92	Parrish, Leah.....1976-77
Buxkemper, Jamie.....2005-08	Hawkins, KaShayla.....2002-04	Paskell, Erica.....2009-10
	Haynes, Gale.....1993-97	Penrose, Meg.....1985-88
	Haynes, Tami.....1992-93	Pierson, Eddie.....1993-95
Callicut, Cyndie.....1974-75	Haxton, Darcy.....1978-82	Pope, Tahlia.....2013-15
Campbell, Tasha.....1999-01	Heil, Nikki.....1997-01	Popelka, Shirley.....1975-76
Campbell, Stacy.....1985-89	Hodges, Ellisan.....1974-75	Powell, Debbie.....1972-73
Champion, Candice.....2005-09	Holub, Jordan.....2012-14	Powell, Jodie.....1973-76
Caspers, Taylor.....2013-14	Holly, Morgan.....2014-16	Powers, Tina.....1978-80
Cisneroz, Micah.....2012-13	House, Audra.....1989-90	Priebe, Leslie.....1987-89
Clark, Breck.....2015-17	Huffman, Kay.....1972-73	Pruett, Ava.....1972-73
Cole, Ashley.....2005-06	Hughes, Shalonda.....1995-96, 1997-99	Pruitt, Kim.....1990-94
Cole, Kamy.....2015-16	Hunt, Morgan.....2013-16	Purgason, Ashley.....2003-04
Coleman, Barbara.....1974-75	Hutchins, Abby.....1989-90	
Coleman, Julie.....1978-82		Ray, Tammy.....1986-87
Collins, Nikki.....2001-02	Jackson, Adrianna.....2000-02	Reagan, Chronda.....2001-03
Colvard-Kajihiro, Julie.....1978-80	Jackson, Dana.....1986-89	Reed, Veronica.....1996-98
Combs, Shondria.....2006-07	Johnson, Cierra.....2014-17	Reynolds, Kris.....1974-75
Conley, Sheila.....1975-77	Johnson, Cindy.....1983-85	Rhymes, Hailee.....2010-13
Cottingham, Lori.....1974-75, 76-79	Johnson, Jade.....2012-13	Richardson, N'Kiesa.....2001-02
Crawford, Ashley.....2005-06	Johnson, Moriah.....2001-02	Riewe, Della.....1984-85
Creel, Susan.....1984-85	Johnson, Natasha.....1993-97	Richards, Shelby.....2016-17
Crittler, Adriana.....2007-08	Johnson, Sheena.....2000-04	Riles, Tiffeny.....2004-08
Cunningham, Chelecha.....1997-98	Johnson, Tonya.....1988-90	Robinson, Kim.....1991-92
Cupps, Brenda.....1982-84	Jones, Patricia.....1984-85	Rodawalt, Lesia.....1975-77
Curry, Jeannie.....1984-85	Jones, Sharon.....1978-80	Roewe, Julie.....1989-91
Curtis, Carly.....1992-93	Justice, Susan.....1972-75	Rudiger, Chris.....1990-91
		Rumph, Kendra.....2001-04
Daniel, Rachel.....1983-86	Kairyte, Greta.....2016-17	
Darez, Jalila.....1997-00	Kirk, Linda.....1972-73	Sandas, Evonne.....1978-81
Daugherty, Joyce.....1976-80	Kolenovsky, Laura.....1995-96	Scott, Vesta.....1980-83
Dean, Roni.....1972-73	Kupersmith, Betty Lou.....1993-95	Shea, Kathy.....1978-82
Delasbour, LaQuita.....1994-97, 98-99		Shofner, Kiarra.....2007-10
Denney, Tracy.....1998-00		Shows, Joanna.....1991-92
DeNure, Sabreana.....2009-13	Lane, Melanie.....2002-06	Shuvalov, Nina.....1992-93
Devers, Christina.....2016-17	Langford, Takiyah.....2011-14	Simmons, Tamara.....2007-11
Diaz, Genoveva.....1981-83	Larned, Erika.....1992-93	Sims, Dominique.....2005-06
Dike, Donna.....2009-10	LeJune, Miranda.....2015-17	Smith, Carolyn.....1978-81
Dixon, Erin.....2005-09	Lemker, Karen.....1976-79	Smith, Elizabeth.....1992-93
Dowell, Kim.....1992-96	Lewis, LaToya.....2002-04	

PREVIEW

TEAM

LAST SEASON

RECORDS

HISTORY

ALL-TIME LETTERWINNERS CONT. //

PREVIEW

Smith, Jasmine2010-11
 Smithers-Wojciak, Page.....1982-86
 Spriggs, Shannon1992-95
 Stepp, Janice1975-79
 Strait, Sarah.....1995-96
 Strambler, KeKe.....2001-02
 Strong, Tanya1995-98
 Suber, Tonya1999-00
 Suleiman, Laila2012-14
 Sydow, Karen.....1974-75

TEAM

Talley, Jill1982-84
 Taylor, Charlene1981-82
 Tennison, Angela.....1987-89
 Terral, Nicole.....2008-10
 Terry, Stacie.....1994-98
 Te'o, Allyson2013-17
 Thomas, Jessica1984-85
 Thomas, Rissa1987-89
 Thompson, Katrina.....1987-90
 Thompson, Lezle1997-99
 Thorpe, Rosalyn.....2011-13
 Tojginay Thompson.....2003-07
 Tilghman, Tracy1987-89
 Tollefson, Amy1986-88
 Treas, Brittney.....2014-15

LAST SEASON

VanDijk, Rebekah 2014-17
 Van Hoose, Leslie.....1997-99

RECORDS

Wagoner, Sonia1990-92
 Wainwright, Amara2013-16
 Walker, Briana.....2010-14
 Walker, Lisa1991-93
 Walker, Nikia.....1994-95
 Wallace, Terra.....2003-07
 Washington, LaTrisha.....1999-01
 Washington, Vivian1986-87
 Watkins, Eboni2011-13
 Webb, Desiree1986-87
 Weems, Mary.....1975-77
 Wesley, Tabitha2004-05
 Wharekura, Renee.....1999-01
 White, Alesheia2004-06
 White, Heather.....1994-96
 White, Therese.....1980-82
 Whitely, Dawn1992-93
 Wiese, Julie.....2001-02
 Williams, Chaun2010-15
 Williams, Monticee1995-99
 Willrich, Penny1992-93
 Wilson, Debbie.....1975-76
 Wilson, Kathy1991-92
 Willson, Kelsey.....2012-13
 Wright, Linda.....1979-82

HISTORY

Yoakum, Shaye.....2000-04
 York, Traci.....1983-86
 Zackery, Tamara.....1991-93
 Zaleckaite, Toma.....2014-16

Bold indicates 2017-18 roster

YEAR-BY-YEAR SUMMARIES

Year	Coach	OVERALL			CONFERENCE			H	A	N	PROGRAM HISTORY
		W	L	Pct.	W	L	Pct.				
'72-73	Carla Lowery	3	7	.300	-	-	-	1-0	0-2	2-5	Overall 624-656 (.488) - 62 Years
'73-74*	Lowery/Conradt	9	14	.391	-	-	-	4-6	1-0	4-8	SLC 254-198 (.562) - 29 Years
Total		12	21	.364	-	-	-	5-6	1-2	6-13	WAC 7-23 (.233) - 1 Year
'73-74*	Lowery/Conradt	9	14	.391	-	-	-	4-6	1-0	4-8	SBC 29-39 (.426) - 4 Years
'74-75	Jody Conradt	11	14	.440	-	-	-	2-1	1-4	8-9	Home 310-184 (.622)
'75-76	Jody Conradt	23	11	.677	-	-	-	9-2	3-2	11-7	Road 213-333 (.384)
Total		43	39	.524	-	-	-	15-9	5-6	23-24	Neutral 92-97 (.483)
'76-77	Cindy Salser	20	11	.645	-	-	-	7-1	6-4	7-6	SLC Regular-Season Titles 2004-05
'77-78	Cindy Salser	21	10	.677	-	-	-	10-2	4-4	7-4	2006-07
'78-79	Cindy Salser	10	17	.370	-	-	-	6-2	4-11	0-4	(Co-Champions) 2008-09
Total		51	38	.573	-	-	-	23-5	14-19	14-14	SLC Tournament Titles 2004-05
'79-80	Connie Kelch	12	16	.429	-	-	-	7-6	4-9	1-1	2006-07
'80-81	Connie Kelch	18	18	.500	-	-	-	8-6	6-9	4-3	POSTSEASON INFORMATION
'81-82	Connie Kelch	20	17	.541	-	-	-	10-5	7-10	3-2	WNIT Berths 1998-99
'82-83	Connie Kelch	10	17	.370	1	4	.200	4-2	3-11	3-4	2008-09
'83-84	Connie Kelch	14	14	.500	5	6	.454	9-5	4-8	1-1	2016-17
'84-85	Connie Kelch	13	14	.482	8	4	.667	10-9	2-5	1-0	NCAA Tournament Berths 2004-05
'85-86	Connie Kelch	11	15	.423	5	5	.500	6-6	4-8	1-1	2006-07
'86-87	Connie Kelch	8	18	.308	3	9	.250	6-5	2-11	0-2	Women's National Invitational Tournament
'87-88	Connie Kelch	5	22	.185	2	12	.143	2-10	1-12	2-0	1998-99 (Waco, Texas)
'88-89	Connie Kelch	6	21	.222	1	13	.071	2-9	3-9	1-3	Baylor 71, UTA 60
Total		117	172	.405	25	53	.321	64-63	36-92	17-17	2008-09 (Stillwater, Okla.) Oklahoma State 82, UTA 72
'89-90	Jerry Isler	11	17	.393	7	7	.500	5-6	5-7	1-4	NCAA Tournament
'90-91	Jerry Isler	13	15	.464	8	6	.571	8-4	5-11	0-0	2004-05 (Dallas, Texas)
'91-92	Jerry Isler	18	11	.621	12	6	.667	8-5	9-6	1-0	Texas Tech 69, UTA 49
Total		42	43	.494	27	19	.587	21-15	19-24	2-4	2006-07 (Los Angeles, Calif.)
'92-93	Mike Dean	11	16	.407	7	11	.389	9-4	2-11	0-1	CONFERENCE FINISHES
'93-94	Mike Dean	14	13	.519	11	7	.611	9-5	5-7	0-1	1982-83 T-4th
'94-95	Mike Dean	10	17	.370	9	9	.500	8-4	2-12	0-1	1983-84 5th
'95-96	Mike Dean	14	13	.519	9	9	.500	9-5	5-7	0-1	1984-85 2nd
'96-97	Mike Dean	17	11	.607	11	5	.688	7-3	7-7	3-1	1985-86 4th
'97-98	Mike Dean	18	9	.667	11	5	.688	8-3	9-5	1-1	1986-87 6th
'98-99	Mike Dean	18	11	.621	12	6	.667	9-3	5-6	4-2	1987-88 8th
'99-00	Mike Dean	13	15	.464	9	9	.500	7-5	4-10	2-0	1988-89 8th
Total		115	105	.523	79	61	.564	66-32	39-65	10-8	1989-90 T-4th
'00-01	Donna Capps	6	21	.222	4	16	.200	5-7	0-14	1-0	1990-91 T-3rd
'01-02	Donna Capps	14	15	.483	12	8	.600	8-4	5-10	1-1	1991-92 4th
'02-03	Donna Capps	15	13	.535	13	7	.650	8-3	7-8	0-2	1992-93 6th
'03-04	Donna Capps	19	12	.613	11	5	.688	10-1	8-8	1-3	1993-94 5th
'04-05	Donna Capps	21	10	.700	13	3	.684	11-0	10-8	0-2	1994-95 7th
'05-06	Donna Capps	20	9	.689	13	3	.684	9-2	9-7	2-0	1995-96 T-5th
'06-07	Donna Capps	24	9	.727	16	0	1.00	10-1	8-5	6-3	1996-97 3rd
Total		119	89	.572	82	42	.661	61-18	47-60	11-11	1997-98 2nd
'07-08	Samantha Morrow	19	10	.655	13	3	.813	9-2	8-7	2-1	1998-99 T-2nd
'08-09	Samantha Morrow	22	11	.667	14	2	.875	9-1	10-7	3-3	1999-00 6th
'09-10	Samantha Morrow	15	16	.484	9	7	.562	7-4	6-9	2-3	2000-01 10th
'10-11	Samantha Morrow	8	20	.286	5	11	.313	6-6	2-12	0-2	2001-02 4th
'11-12	Samantha Morrow	7	21	.250	5	11	.313	3-11	4-8	0-2	2002-03 5th
12-13	Samantha Morrow	4	18	.181	2	10	.166	0-8	4-9	0-0	2003-04 3rd
Total		75	96	.438	48	44	.521	34-32	34-52	7-11	2004-05 T-1st
12-13	Karen Blair%	3	5	.428	2	4	.333	3-2	0-2	0-0	2005-06 2nd
Total		3	5	.428	2	4	.333	3-2	0-2	0-0	2006-07 1st (West)
13-14	Krista Gerlich	4	25	.138	3	15	.167	3-11	1-14	0-0	2007-08 2nd (West)
14-15	Krista Gerlich	17	13	.566	11	9	.550	10-5	7-7	0-1	2008-09 1st (West)
15-16	Krista Gerlich	15	16	.483	10	10	.500	7-8	8-7	0-1	2009-10 4th (West)
16-17	Krista Gerlich	22	9	.710	14	4	.778	11-3	9-5	2-1	2010-11 4th (West)
Total		58	63	.479	29	39	.426	21-27	25-33	2-3	2011-12 5th (West)
Totals (41 Years)		624	656	.488	297	248	.545	310-184	213-333	92-97	2012-13 10th
SLC (29 Years)		406	416	.494	254	193	.568	206-128	142-307	36-40	2013-14 10th
WAC (1 Year)		7	23	.233	4	14	.222	3-11	4-11	0-1	2014-15 T-4th
SBC (4 Years)		58	63	.479	29	39	.426	21-27	25-33	2-3	2015-16 6th
											2016-17 2nd

* Carla Lowery and Jody Conradt were co-head coaches for the 1973-74 season
 % Karen Blair was interim head coach

PREVIEW

TEAM

LAST SEASON

RECORDS

HISTORY

YEAR-BY-YEAR TEAM STATS

PREVIEW

TEAM

LAST SEASON

RECORDS

HISTORY

YEARS	G	FG-A	PCT	3P-A	PCT	FT-A	PCT	OR-DR	TOT	AVG	F-DQ	A	TO	B	S	PTS	AVG
1978-79	27	707-1720	.411	--	--	258-435	.649	--	1199	44.4	539-15	343	705	83	232	1672	61.9
1979-80	28	802-1771	.453	--	--	308-482	.639	--	1171	41.8	570-30	396	623	102	226	1912	68.3
1980-81	36	947-2374	.399	--	--	330-516	.640	--	1370	38.1	689-27	493	665	143	349	2224	61.8
1981-82	37	986-2405	.410	--	--	384-634	.606	--	1650	44.6	717-23	488	777	153	369	2356	63.7
1982-83	27	649-1731	.375	--	--	264-430	.614	--	1096	41.0	516-12	255	565	42	331	1562	58.0
1983-84	28	811-1896	.428	--	--	334-536	.623	--	1096	39.1	603-18	358	568	50	363	1956	69.9
1984-85	27	774-1819	.426	--	--	251-424	.592	--	1123	41.6	534-22	402	616	59	309	1799	66.6
1985-86	26	732-1681	.435	--	--	443-650	.682	--	1044	40.2	552-18	401	501	64	249	1907	73.3
1986-87	26	638-1700	.402	21-82	.256	357-563	.634	--	1100	42.3	604-23	358	573	67	257	1744	67.1
1987-88	27	681-1657	.411	72-248	.290	302-488	.619	--	1036	38.4	562-29	356	632	79	235	1736	64.3
1988-89	27	698-1842	.378	81-234	.346	364-527	.690	--	1190	44.1	591-26	282	488	78	179	1841	68.2
1989-90	28	654-1673	.391	47-156	.301	476-621	.767	--	1165	41.6	621-24	346	559	77	183	1831	65.4
1990-91	28	755-1770	.427	55-170	.324	479-723	.663	--	1259	45.0	660-29	411	611	113	259	2044	73.0
1991-92	29	761-1835	.415	76-211	.360	524-779	.673	369-806	1175	40.5	630-21	391	582	86	348	2122	73.2
1992-93	27	571-1690	.338	117-435	.269	338-523	.646	369-682	1051	38.9	592-34	265	474	52	316	1597	59.1
1993-94	27	660-1689	.391	115-397	.290	412-655	.629	407-704	1111	41.1	593-21	299	474	53	327	1847	68.4
1994-95	27	660-1803	.366	107-403	.266	307-519	.592	444-740	1184	43.9	614-32	298	538	118	310	1734	64.2
1995-96	27	651-1643	.396	89-308	.289	350-553	.633	354-714	1068	39.6	607-20	320	555	78	334	1741	64.5
1996-97	28	652-1644	.397	99-311	.318	323-511	.632	360-741	1101	39.3	518-12	371	520	94	273	1726	61.6
1997-98	27	635-1580	.402	107-313	.342	390-574	.679	389-727	1116	41.3	517-21	361	477	125	242	1767	65.4
1998-99	29	593-1538	.386	115-357	.322	471-638	.738	318-673	991	34.2	497-8	293	469	65	238	1772	61.1
1999-00	28	546-1529	.357	93-345	.270	382-564	.677	333-711	1044	37.3	446-8	250	495	47	271	1567	56.0
2000-01	27	560-1591	.352	84-322	.261	315-526	.599	387-698	1085	40.2	570-20	229	602	56	255	1519	56.3
2001-02	29	677-1804	.375	107-377	.289	307-508	.604	496-701	1197	41.3	523-16	331	550	69	283	1770	61.0
2002-03	28	619-1700	.364	134-447	.300	336-486	.691	490-621	1111	39.7	525-11	346	523	71	260	1708	61.0
2003-04	31	705-1855	.380	193-625	.309	414-598	.692	504-725	1229	39.6	626-12	410	610	86	329	2017	65.1
2004-05	31	681-1797	.379	177-538	.329	309-440	.702	504-635	1139	36.7	515-9	326	488	82	284	1848	59.6
2005-06	29	622-1730	.360	189-553	.342	381-592	.644	511-661	1172	40.4	552-17	287	387	88	250	1814	62.6
2006-07	33	767-1990	.385	170-538	.316	437-639	.684	565-713	1278	38.7	619-16	346	437	69	275	2141	64.9
2007-08	29	743-1743	.426	113-357	.317	383-562	.681	420-825	1245	42.9	520-12	398	563	67	183	1982	68.3
2008-09	33	868-1916	.453	129-385	.712	543-763	.635	415-941	1356	41.1	557-14	488	579	87	234	2408	73.0
2009-10	31	739-1885	.392	147-458	.321	455-655	.695	419-851	1270	41.0	580-14	365	607	93	264	2080	67.1
2010-11	28	579-1592	.364	121-391	.309	375-551	.681	360-724	1084	38.7	529-10	286	571	104	204	1654	59.1
2011-12	28	566-1566	.361	74-290	.255	343-490	.700	387-705	1092	39.0	531-12	289	614	73	216	1549	55.3
2012-13	30	671-1825	.368	106-391	.271	317-454	.698	402-785	1187	39.8	553-8	344	604	95	218	1765	58.8
2013-14	29	611-1579	.387	122-399	.306	429-612	.701	404-770	1174	40.5	692-43	339	665	71	159	1773	61.1
2014-15	30	660-1662	.397	134-468	.286	316-520	.608	416-728	1144	38.1	575-11	413	509	128	271	1770	59.0
2015-16	31	647-1637	.395	169-502	.337	375-503	.746	365-757	1122	36.2	565-10	434	563	102	229	1838	59.3
2016-17	31	753-1829	.412	191-611	.313	423-607	.697	407-704	1111	35.8	661-14	481	510	72	340	2120	68.4

YEAR-BY-YEAR OPPONENT STATS

YEARS	G	FG-A	PCT	3P-A	PCT	FT-A	PCT	OR-DR	TOT	AVG	F-DQ	A	TO	B	S	PTS	AVG
1978-79	27	772-1968	.392	--	--	380-594	.640	--	1159	42.9	481-11	321	486	40	338	1924	71.3
1979-80	28	776-1862	.417	--	--	386-594	.650	--	1139	40.7	498-11	365	513	56	282	1938	69.2
1980-81	36	912-2292	.398	--	--	486-777	.625	--	1561	43.4	592-11	454	695	71	317	2310	64.2
1981-82	37	930-2362	.394	--	--	496-798	.622	--	1560	42.2	632-16	450	759	81	395	2356	63.7
1982-83	27	712-1661	.429	--	--	349-528	.661	--	1168	43.3	482-8	329	560	41	266	1773	65.7
1983-84	28	773-1705	.453	--	--	422-638	.661	--	1225	43.8	555-17	379	662	51	246	1968	70.3
1984-85	27	800-1772	.451	-	-	401-617	.650	-	1142	42.3	429-8	439	611	62	257	2001	74.1
1985-86	26	819-1760	.435	-	-	377-598	.630	-	1148	44.2	565-25	468	491	49	223	2015	77.5
1986-87	26	716-1677	.427	18-56	.321	449-670	.670	--	1173	45.1	517-18	409	591	47	284	1899	73.0
1987-88	27	803-1784	.450	31-96	.323	447-691	.647	--	1214	45.0	534-14	457	527	64	348	2084	77.2
1988-89	27	792-1808	.438	46-120	.383	467-702	.665	--	1232	45.6	541-16	345	459	95	220	2097	77.7
1989-90	28	749-1752	.428	86-256	.336	410-632	.649	--	1120	40.0	573-20	428	491	121	222	1994	71.2
1990-91	28	729-1862	.392	85-286	.297	526-807	.652	--	1255	44.8	634-23	430	591	90	319	2069	73.9
1991-92	29	766-1853	.413	74-279	.265	447-701	.638	485-832	1317	45.4	638-24	390	685	65	312	2053	70.8
1992-93	27	584-1444	.404	48-117	.281	452-673	.672	351-861	1212	44.9	492-17	319	602	69	236	1668	61.8
1993-94	27	616-1470	.419	90-253	.356	454-694	.654	347-779	1126	41.7	576-23	332	604	65	218	1776	65.8
1994-95	27	639-1541	.415	85-239	.356	466-734	.635	352-813	1165	43.1	506-9	352	583	94	235	1829	67.7
1995-96	27	595-1511	.394	71-259	.274	493-736	.670	367-769	1136	42.1	521-12	320	589	79	273	1754	65.0
1996-97	28	596-1536	.388	71-238	.298	366-559	.655	326-750	1076	38.4	496-17	299	573	62	222	1629	58.2
1997-98	27	525-1468	.358	85-287	.296	396-604	.656	331-666	997	36.9	509-15	295	528	63	231	1531	56.7
1998-99	29	637-1527	.417	65-229	.284	365-527	.693	312-723	1035	35.7	564-19	315	527	90	246	1704	58.8
1999-00	28	605-1552	.390	59-259	.228	292-452	.646	349-753	1102	39.4	500-14	323	535	67	232	1561	55.8
2000-01	27	670-1580	.424	101-314	.322	383-619	.619	358-759	1117	41.4	511-8	383	530	84	307	1824	67.6
2001-02	29	666-1630	.409	104-311	.334	345-516	.669	363-751	1114	38.4	505	394	603	106	273	1781	61.4
2002-03	28	603-1443	.418	83-311	.267	337-524	.643	325-674	999	35.7	475	339	585	89	212	1626	58.1
2003-04	31	624-1606	.389	115-422	.273	461-697	.661	393-741	1134	36.6	578	351	676	79	251	1824	58.8
2004-05	31	618-1461	.423	99-317	.312	334-504	.663	316-695	1011	32.6	482	331	604	99	197	1669	53.8
2005-06	29	499-1347	.368	95-278	.342	402-593	.678	299-714	1013	34.9	570	288	555	74	168	1495	51.6
2006-07	33	610-1544	.395	78-295	.264	481-695	.692	314-763	1104	33.5	657	317	625	118	183	1779	53.9
2007-08	29	669-1791	.374	142-484	.293	354-512	.691	385-674	1059	36.5	555	328	505	84	239	1834	63.2
2008-09	33	771-2092	.369	203-666	.305	408-582	.701	468-748	1216	36.8	634	387	533	88	266	2153	65.2
2009-10	31	791-1972	.401	171-541	.316	424-631	.672	452-835	1287	41.5	557	390	562	91	256	2177	70.2
2010-11	28	675-1754	.385	159-505	.315	448-623	.719	458-766	1224	43.7	503-10	358	474	72	290	1957	69.9
2011-12	28	666-1673	.398	156-523	.298	272-577	.646	425-692	1117	39.9	458	376	503	86	318	1861	66.5
2012-13	30	781-1894	.412	197-601	.328	396-620	.639	458-824	1284	42.8	484	460	493	109	313	2155	71.8
2013-14	29	689-1734	.397	164-527	.311	526-782	.673	410-660	1070	36.9	585	381	425	79	337	2068	71.3
2014-15	30	548-1527	.359	125-408	.306	373-568	.657	352-769	1031	34.4	532-0	299	537	119	255	1594	53.1
2015-16	31	614-1614	.380	160-505	.317	362-538	.673	317-665	982	31.7	537	329	524	105	266	1750	56.5
2016-17	31	639-1596	.400	166-488	.340	447-661	.676	346-740	1086	35.0	624-16	335	653	117	250	1891	61.0

PREVIEW

TEAM

LAST SEASON

RECORDS

HISTORY

YEAR-BY-YEAR RESULTS

PREVIEW

• 1972-73 •

Head Coach: Carla Lowry
3-7 Overall Record

Date	Opponent	W/L	Score
F12	North Texas	W	36-20
F19	at North Texas	L	26-28
F23	Midwestern State (T1)	L	22-54
F23	Southwest Texas (T1)	L	25-49
M2	Abilene Christian (T2)	L	19-37
M2	SMU (T2)	W	34-26
M3	North Texas (T2)	L	28-30
M16	Texas Wesleyan (T3)	L	28-34
M16	SMU (T3)	W	35-17
M17	East Texas State (T3)	L	20-43

T1 - Texas Woman's Tournament (Denton, Texas)
T2 - North Texas Tournament (Denton, Texas)
T3 - District Tournament (Commerce, Texas)

• 1973-74 •

Co-Head Coaches: Jody Conradt and Carla Lowery
9-14 Overall Record

Date	Opponent	W/L	Score
J19	at Texas Wesleyan	W	43-30
J24	TCU	W	45-33
F1	Texas Tech (T1)	L	38-43
F2	West Texas State (T1)	L	39-55
F5	Ranger JC	L	33-45
F8	Texas A&M (T2)	W	41-29
F8	Tarleton State (T2)	L	43-52
F11	Weatherford JC	L	35-42
F11	Temple JC	L	30-61
F15	Tarleton State (T3)	L	43-50
F15	Texas A&M (T3)	W	57-42
F16	LSU (T3)	W	49-43
F16	Southwest Texas (T3)	L	36-46
F22	North Texas (T4)	L	28-40
F22	Henderson JC (T4)	L	45-53
F25	TCU	W	51-29
M1	East Texas State (T5)	L	42-47
M2	SMU (T5)	W	57-33
M5	Temple JC	L	49-66
M13	Texas Wesleyan	W	39-30
M15	Weatherford JC (T6)	L	40-55
M15	SMU (T6)	W	57-27
M16	North Texas (T6)	L	44-49

T1 - Tarleton State Tournament (Stephenville, Texas)
T2 - Baylor Tournament - (Waco, Texas)
T3 - Houston Tournament - (Houston, Texas)
T4 - Texas Woman's Tournament - (Denton, Texas)
T5 - North Texas Tournament - (Denton, Texas)
T6 - TIAAW State Playoffs - (Arlington, Texas)

• 1974-75 •

Head Coach: Jody Conradt
11-14 Overall Record

Date	Opponent	W/L	Score
J31	Ranger JC (T1)	W	69-42
J31	Weatherford JC (T1)	L	51-74
F3	Texas Wesleyan	W	52-38
F7	Lamar (T2)	L	40-50
F8	North Texas (T2)	L	50-60
F14	Tarleton State (T3)	W	49-44
F15	Temple JC (T3)	L	26-51
F17	North Texas	W	48-42
F18	Temple JC	L	39-57
F21	Henderson JC (T4)	L	63-67
F21	Eastfield JC (T4)	W	69-33
F22	Sam Houston State (T4)	W	58-57
F22	Dallas Baptist (T4)	W	75-67
F25	at Temple JC	L	52-79
F28	SMU (T5)	W	70-24
F28	Texas Wesleyan (T5)	W	49-46
M1	North Texas (T5)	L	38-40
M1	West Texas State (T5)	L	58-68
M4	at North Texas	L	39-47
M14	East Texas State (T6)	W	64-51
M14	Stephen F. Austin (T6)	L	55-70
M15	Dallas Baptist (T6)	W	62-45
M15	Stephen F. Austin (T6)	L	56-72
M27	West Texas State (T7)	L	72-73
M28	Lamar (T7)	L	39-47

T1 - Tarleton State Tournament (Stephenville, Texas)
T2 - Baylor Tournament (Waco, Texas)
T3 - Houston Tournament (Houston, Texas)
T4 - Texas Woman's Tournament (Denton, Texas)
T5 - North Texas Tournament (Denton, Texas)
T6 - TIAAW Zone Tournament (Commerce, Texas)
T7 - TIAAW State Tournament (Canyon, Texas)

• 1975-76 •

Head Coach: Jody Conradt
23-11 Overall Record

Date	Opponent	W/L	Score
D10	Texas Woman's	L	71-84
D11	Texas Tech	W	75-65
J12	Texas Wesleyan	W	63-41
J20	at North Texas	W	69-53
J22	Tarleton State	W	70-47
J29	TCU	W	78-24
J30	West Texas State (T1)	W	76-69
J30	Sam Houston State (T1)	W	59-56
J31	Weatherford JC (T1)	L	58-70
J31	Tarleton State (T1)	W	71-65
F3	Texas Woman's	W	73-67
F5	Trinity (T2)	W	87-67
F5	Lamar (T2)	W	75-65
F6	Texas A&M (T2)	W	71-63
F6	Baylor (T2)	L	60-73
F9	North Texas	W	65-41
F10	at Texas Wesleyan	W	66-51
F12	Texas Southern (T3)	W*	2-0
F13	Weatherford JC (T3)	L	69-70
F19	Howard JC	W	92-42
F20	Texas Woman's	W	89-70
F22	West Texas State	L	65-68
F27	SMU (T4)	W	81-39
F27	Stephen F. Austin (T4)	L	61-68
F28	SMU (T4)	W	84-39
F28	Stephen F. Austin (T4)	L	54-69
M5	Tarleton State (T5)	W	80-61
M5	Abilene Christian (T5)	W	84-74
M6	Wayland Baptist (T5)	L	47-100
M6	Stephen F. Austin (T5)	L	66-84
M10	Southern Arkansas (T6)	W	71-59
M10	Stephen F. Austin (T6)	W	70-69
M11	Baylor (T6)	L	61-95
M11	Northwestern State (T6)	L	83-103

T1 - Tarleton State Tournament (Stephenville, Texas)
T2 - Baylor Invitational (Waco, Texas)
T3 - Houston Tournament (Houston, Texas) [* won by forfeit]
T4 - AIAW Zone Tournament (Commerce, Texas)
T5 - AIAW State Tournament (Nacogdoches, Texas)
T6 - AIAW Regional Tournament (Magnolia, Ark.)

• 1976-77 •

Head Coach: Cindy Salser
20-11 Overall Record

Date	Opponent	W/L	Score
N30	at Texas Woman's	W	66-55
D3	at Tarleton State	L	68-72
D7	TCU	W	101-43
D8	Texas Wesleyan	W	78-75
J12	at East Texas State	W	59-55
J14	Texas Woman's	W	66-53
J17	Tarleton State	L	70-74
J22	Texas Wesleyan	W	80-58
J26	North Texas	W	83-73
J28	Hardin-Simmons (T1)	W	73-66
J29	West Texas State (T1)	W	84-59
J29	Texas Wesleyan (T1)	L	58-69
J31	at North Texas	L	60-65
F3	Baylor (JV)(T2)	W	75-70
F4	Texas (T2)	L	71-88
F5	Southwest Texas (T2)	L	66-68
F7	at SMU	W	78-65
F12	Abilene Christian (T3)	W	58-57
F13	Tarleton State (T3)	W	81-69
F13	Angelo State (T3)	W	86-78
F16	Henderson JC	W	86-71
F17	SMU	W	81-56
F21	at Henderson State	W	49-33
F25	East Texas State (T4)	W	82-52
F25	Baylor (T4)	L	85-103
F26	Texas Wesleyan (T4)	W	62-59
M5	Texas A&M (T5)	L	51-69
M6	Angelo State (T5)	W	70-58
M6	Houston (T5)	L	64-68
M9	Texas (T6)	L	64-86
M10	Louisiana Tech (T6)	L	70-106

T1 - Tarleton State Tournament (Stephenville, Texas)
T2 - Baylor Invitational (Waco, Texas)
T3 - Angelo State Tournament (San Angelo, Texas)
T4 - TIAAW Zone Tournament (Waco, Texas)
T5 - TIAAW State Tournament (Edinburg, Texas)
T6 - AIAW Regional Tournament

• 1977-78 •

Head Coach: Cindy Salser
21-10 Overall Record

Date	Opponent	W/L	Score
N17	TCU	W	79-64
N19	at Tarleton State	W	72-69
N21	Midwestern State	W	87-72
N22	East Texas State	W	69-49
N29	TCU	W	74-66
D2	at SMU	W	66-53
D3	Abilene Christian	W	71-69
D5	at North Texas	L	52-57
D6	Texas Woman's	W	70-64
D10	Texas Southern	L	44-46
J9	at Texas Southern	L	45-46
J12	Abilene Christian	W	67-60
J16	Texas Woman's	W	61-39
J20	Hardin-Simmons	W	76-65
J21	North Texas	L	59-71
J23	at Texas Wesleyan	W	69-66 (OT)
J27	Ranger JC (T1)	W	85-57
J28	Weatherford JC (T1)	W	65-59
J28	Texas Wesleyan (T1)	W	74-62
J30	at Tarleton State	W	64-50
F2	West Texas State (T2)	W	68-62
F3	Southwest Texas (T2)	W	71-68
F3	Temple JC (T2)	L	79-89
F4	Texas Wesleyan (T2)	W	92-90
F6	at Midwestern State	L	63-68
F10	LSU (T3)	L	57-91
F11	Southwest Texas (T3)	L	67-76
F15	Texas Wesleyan	W	68-59
M2	SMU (T4)	W	70-64
M3	Baylor (T4)	L	51-98
M4	Midwestern State (T4)	L	54-59

T1 - Tarleton State Tournament (Stephenville, Texas)
T2 - Angelo State Tournament (San Angelo, Texas)
T3 - Houston Tournament (Houston, Texas)
T4 - AIAW Tournament (Wichita Falls, Texas)

• 1978-79 •

Head Coach: Cindy Salser
10-17 Overall Record

Date	Opponent	W/L	Score
N10	Sam Houston State	W	75-68
N14	at Temple JC	L	65-85
N20	TCU	W	91-62
N21	Abilene Christian	W	75-69
N28	North Texas	L	82-92
N29	at Texas	L	30-86
D4	Texas Southern	W	70-63
D5	Texas Tech	L (W)*	66-69
D11	Texas Wesleyan	L	71-72
J6	SMU	W	60-46
J11	at Southern Mississippi	L	46-74
J12	at Miss. Univ. for Women	L	61-64
J19	at Sam Houston State	W	69-65
J20	at Texas Southern	L	55-67
J23	at Texas Wesleyan	L	51-66
J25	at Texas (T1)	L	34-89
J26	Texas A&M (T1)	L	55-71
J27	Temple JC (T1)	L	51-88
F3	at Texas Tech	L	53-73
F6	at TCU	L	59-60
F8	at North Texas	W	70-68
F12	at SMU	W	76-59
F15	at Texas A&M	L	45-72
F17	at Texas Woman's	L	61-87
F22	Wayland Baptist (T2)	L	52-66
F23	SMU (T2)	W	80-65
F22	North Texas (T2)	L	69-78

* Texas Tech later forfeited victory
T1 - Texas Classic (Austin, Texas)
T2 - AIAW State Tournament (Dallas, Texas)

• 1979-80 •

Head Coach: Connie Kelch
12-16 Overall Record

Date	Opponent	W/L	Score
N10	Sam Houston State	W	76-58
N12	at North Texas	W	81-46
N13	Texas Woman's	W	64-50
N14	Texas A&M	L	63-81
N19	at Oklahoma	L	59-61
N20	Houston	L	77-91
N27	at Northwestern State (T1)	L	70-72
N28	Southwestern Louisiana (T1)	W	74-65
N29	Southern Mississippi (T1)	L	58-76
D4	at TCU	L	68-76
D8	Texas	L	56-87
D10	Texas Wesleyan	W	75-55
D15	at SMU	L	55-65
J7	at Oral Roberts	L	68-76
J8	at Oklahoma State	L	64-65

TEAM

LAST SEASON

RECORDS

HISTORY

YEAR-BY-YEAR RESULTS

J12	North Texas	W	73-66
J18	Northwestern State	W	62-59
J19	at Texas Wesleyan	W	76-64
J22	at Abilene Christian	W	80-73
J24	Texas Southern	L	60-69
F1	at Sam Houston State	W	61-56 (OT)
F2	at Houston	L	65-86
F4	Oklahoma	L	56-60
F8	Lamar	L	65-66
F13	Mississippi College	W	75-72
F14	at Texas Woman's	L	82-83 (OT)
F16	at Texas A&M	L	68-90
F18	SMU	W	81-70

T1 - Northwestern State Tournament (Natchitoches, La.)

• 1980-81 •

Head Coach: Connie Kelch
18-18 Overall Record

Date	Opponent	W/L	Score
N14	at McMurry	W	51-50
N15	at Abilene Christian	L	56-91
N17	Baylor	L	64-70
N18	at SMU	L	51-53
N20	at Texas Woman's	L	53-56
N24	at Temple JC	W	74-71
N25	at Texas Wesleyan	W	71-61
N28	Crowder JC (T1)	L	55-64
N29	Wayne State (T1)	W	54-45
N30	at Pittsburg State (T1)	L	43-55
D4	Oklahoma State (T2)	L	56-57
D5	Simon Fraser (T2)	W	69-45
D6	Stanford (T2)	L	65-75
D8	TCU	W	61-52
J3	at Baylor	L	53-80
J6	Oklahoma State	L	66-78
J9	Miss. Univ. for Women	L	51-61
J10	Northeast Louisiana	W	70-54
J12	Temple JC	W	50-48
J16	Abilene Christian	W	66-64
J17	North Texas	L	61-76
J19	Texas Wesleyan	W	75-63
J23	Northwestern State	L	74-75
J24	at East Texas State	W	56-43
J27	Texas Woman's	W	63-62
J29	West Texas State (T3)	W	56-41
J30	Texas Wesleyan (T3)	W	79-73
J31	at Tarleton State (T3)	W	56-54
F2	East Texas State	W	75-52
F3	at North Texas	W	76-64
F6	at Northwestern State	L	63-86
F7	at Northeast Louisiana	L	57-62
F9	SMU	W	73-68
F10	Oral Roberts	L	62-81
F14	at Baylor (T4)	L	68-84
F24	at Texas	L	51-96

T1 - Pittsburg State Tournament (Pittsburg, Kan.)
T2 - New Mexico State Tournament (Las Cruces, N.M.)
T3 - Tarleton State Tournament (Stephenville, Texas)
T4 - TAIAW Playoff

• 1981-82 •

Head Coach: Connie Kelch
20-17 Overall Record

Date	Opponent	W/L	Score
N13	at Texas Southern	L	61-67
N14	at Houston	L	57-76
N16	West Texas State	W	60-59
N17	North Texas	L	53-62
N20	at Huston-Tillotson	W	78-63
N24	at SMU	L	56-67
N27	at Oklahoma State	L	56-68
N28	at Oral Roberts	L	66-70
N30	at TCU	W	69-61
D3	Portland State (T1)	W	77-76
D4	New Mexico State (T1)	W	59-56
D5	Texas Tech (T1)	L	54-62
D7	Texas Wesleyan	W	67-58
J4	at UTSA	L	55-56
J6	McNeese State	W	66-64
J8	North Dakota State	W	74-72
J9	Ouachita Baptist	W	71-55
J11	Hardin-Simmons	W	75-53
J15	Oklahoma City	L	57-78
J16	at Texas Wesleyan	W	72-58
J18	at North Texas	L	49-96
J20	Texas Woman's	W	68-51
J23	Houston	L	52-69
J25	Huston-Tillotson	W	80-53
J28	East Texas State (T2)	W	73-51
J29	Texas Wesleyan (T2)	W	57-54
J30	at Tarleton State (T2)	W	73-58
F1	SMU	L	49-66
F5	at Oklahoma	L	56-70
F6	at Oklahoma City	L	51-68
F8	UTSA	W	75-50

F10	at Baylor	L	68-95
F12	St. Mary's (Texas)	L	56-58
F16	at Texas Woman's	W	68-43
F18	at Hardin-Simmons	W	72-54
F20	Lamar (T3)	W	69-61
F25	Texas (T4)	L	57-78

T1 - Roadrunner Invitational (Las Cruces, N.M.)
T2 - Tarleton State Invitational (Stephenville, Texas)
T3 - TAIAW Playoff
T4 - TAIAW State Tournament (Plainview, Texas)

• 1982-83 •

Head Coach: Connie Kelch
10-17 Overall, 1-4 SLC

Date	Opponent	W/L	Score
N26	Panhandle State (T1)	L	52-54
N27	at Hardin-Simmons (T1)	W	65-63
D2	Oklahoma City (T2)	L	59-84
D3	Arizona State (T2)	L	63-89
D4	Boise State (T2)	W	58-49
D6	at Texas Wesleyan	W	55-47
D8	at SMU	L	42-54
J3	at St. Mary's (Texas)	L	46-64
J4	at UTSA	L	30-56
J10	Texas Wesleyan	W	60-49
J13	North Texas	W	66-55
J18	at Southwestern Louisiana*	L	47-94
J25	at TCU	L	56-69
J27	Austin College (T3)	W	102-29
J28	Texas Wesleyan (T3)	W	65-60
J29	at Tarleton State (T3)	L	53-81
F3	at Lamar*	L	58-61
F5	at McNeese State*	L	52-96
F8	at Southwestern	W	58-54
F10	Arkansas State*	W	67-58
F11	at Wayland Baptist	L	56-80
F12	at West Texas State	L	64-68
F21	TCU	W	72-60
F26	Northeast Louisiana*	L	53-84
M2	at Houston	L	46-71
M3	Rice	L	51-68
M10	McNeese State (T4)	L	66-76

* - Southland Conference game
T1 - Hardin-Simmons Classic (Abilene, Texas)
T2 - Roadrunner Classic (Las Cruces, N.M.)
T3 - Tarleton State Invitational (Stephenville, Texas)
T4 - SLC Tournament (Monroe, La.)

• 1983-84 •

Head Coach: Connie Kelch
14-14 Overall, 5-6 SLC

Date	Opponent	W/L	Score
N25	at SMU	L	71-79
N27	at Oklahoma	L	66-92
N29	at TCU	W	72-52
D1	at New Mexico St. (T1)	W	67-60
D2	Northern Arizona (T1)	W	67-65
D3	Southwestern Louisiana (T1)	L	52-63
D6	SMU	W	79-78 (2OT)
D7	TCU	W	69-55
J6	St. Mary's (Texas)	W	84-70
J7	at Baylor	L	71-83
J10	Southwestern Louisiana	L	58-75
J14	Abilene Christian	L	75-79
J21	at Lamar*	W	83-67
J23	at McNeese State*	L	56-70
J28	Arkansas State*	L	58-64
J30	Texas Southern	L	63-64
F1	Southeastern Louisiana	W	71-55
F4	at Northeast Louisiana*	L	57-69
F6	at Southwestern Louisiana*	L	60-91
F11	at North Texas*	W	80-51
F13	at Abilene Christian	L	55-71
F16	Lamar*	W	70-63
F18	McNeese State*	W	84-71
F20	Southwestern	W	85-57
F23	at Arkansas State*	L	77-89
M1	Northeast Louisiana*	L	69-90
M3	Mississippi College	W	81-80
M6	North Texas*	W	76-65

* - Southland Conference game
T1 - Roadrunner Invitational (Las Cruces, N.M.)

• 1984-85 •

Head Coach: Connie Kelch
13-14 Overall, 8-4 SLC

Date	Opponent	W/L	Score
N27	Baylor	W	68-65
N30	Abilene Christian (T1)	W	77-58
D1	at West Texas State (T1)	L	67-91
D4	Oklahoma	L	48-103
D10	SMU	L	76-85
J3	at Southern Mississippi	L	55-78

J5	at Southeastern Louisiana	L	57-69
J7	Jackson State	L	58-75
J9	Wayland Baptist	L	59-79
J11	at Southwest Texas	L	61-63
J15	Angelo State	W	89-69
J19	Lamar*	W	69-59
J21	McNeese State*	W	81-73
J26	at Arkansas State*	W	76-70
J28	Memphis	L	69-90
F2	Southwestern Louisiana*	W	63-58
F4	Northeast Louisiana*	L	53-95
F9	North Texas*	W	77-64
F12	at Sam Houston State	W	62-61
F14	at Lamar*	L	61-71
F16	McNeese State*	W	72-66
F21	Arkansas State*	W	62-61
F23	Southwestern	W	83-73
F26	Creighton	L	81-89
F28	Northeast Louisiana*	L	54-100
M2	Southwestern Louisiana*	L	53-71
M4	North Texas*	W	68-67

* - Southland Conference game
T1 - West Texas State Classic (Canyon, Texas)

• 1985-86 •

Coach: Connie Kelch
11-15 Overall, 5-5 SLC

Date	Opponent	W/L	Score
N22	at Rice	L	63-86
N23	at Houston	L	69-100
N26	TCU	W	89-84
N29	Oklahoma	W	72-86
D2	at Baylor	L	58-71
D5	Mississippi College (T1)	L	70-72
D6	Texas-Pan American (T1)	W	95-64
J7	at Angelo State	W	78-77
J9	Wyoming	L	68-78
J11	at Lamar*	W	71-67
J13	at McNeese State*	L	67-84
J15	Sam Houston State	W	75-70
J18	Arkansas State*	W	76-83
J20	at Stephen F. Austin	L	67-85
J25	Northeast Louisiana	L	71-73
J27	Southwestern Louisiana*	L	63-71
F1	at North Texas*	L	73-87
F3	Southwestern	W	79-68
F6	Lamar*	W	89-70
F8	McNeese State*	W	78-74
F13	at Arkansas State*	W	84-73
F15	at Ouachita Baptist	W	82-78
F20	at Northeast Louisiana	L	58-90
F22	at Southwestern Louisiana*	L	71-83
F24	West Texas State	L	59-65
F27	North Texas*	W	82-76

* - Southland Conference game
T1 - Northwest Louisiana Tournament, (Natchitoches, La.) - 3rd

• 1986-87 •

Coach: Connie Kelch
8-18 Overall, 3-9 SLC

Date	Opponent	W/L	Score
N28	Loyola Marymount (T1)	L	53-55
N29	Western Illinois (T1)	L	85-88
D1	Cal State Northridge	W	91-78
D4	at TCU	L	72-75
D6	at Oral Roberts	L	69-73
D8	at Oklahoma	L	61-94
D16	Baylor	W	71-63
J7	at Sam Houston State	L	68-79
J8	at UTSA	L	43-67
J10	Lamar*	W	66-58
J12	McNeese State*	L	55-76
J14	East Texas State	W	82-67
J17	at Arkansas State*	L	58-69
J24	at Northeast Louisiana*	L	59-78
J26	at Southwestern Louisiana*	L	62-75
J31	North Texas*	L	56-68
F2	at Texas Wesleyan	W	64-51
F5	at Lamar*	W	71-61
F7	at McNeese State*	L	66-74
F12	Arkansas State*	W	78-74
F14	at Abilene Christian	L	74-91
F16	Southwestern	W	75-62
F19	Northeast Louisiana*	L	75-94
F21	Southwestern Louisiana*	L	65-73
F25	Stephen F. Austin	L	60-75
F26	at North Texas*	L	65-81

* - Southland Conference game
T1 - Kansas State Classic (Manhattan, Kansas) - 4th

PREVIEW

TEAM

LAST SEASON

RECORDS

HISTORY

YEAR-BY-YEAR RESULTS

PREVIEW

• 1987-88 •

Head Coach: Connie Kelch
5-22 Overall, 2-12 SLC

Date	Opponent	W/L	Score
N27	Southwest Missouri State (T1)	L	60-70
N28	Southern (T1)	W	82-74
N30	TCU	L	79-94
D1	at Baylor	L	70-76
D4	St. Mary's (Calif.) (T2)	W	86-84 (OT)
D5	at Fresno State (T2)	L	49-78
D7	at Nevada	L	65-77
D9	at SMU	L	56-81
D18	at TCU	L	61-81
J9	Arkansas State	L	55-62
J14	Lamar	L	48-85
J16	at North Texas*	L	61-70
J21	at Northeast Louisiana*	L	65-96
J23	at Northwestern Louisiana*	L	68-81
J28	Sam Houston State*	L	53-73
J30	Southwest Texas*	L	64-78
F4	at Stephen F. Austin*	L	49-90
F6	at McNeese State*	L	71-74 (OT)
F11	Stephen F. Austin*	L	63-76
F13	McNeese State*	W	57-55
F15	UTSA	W	75-67
F18	at Southwest Texas*	W	74-72
F20	at Sam Houston State*	L	57-75
F25	Northwestern Louisiana*	L	74-76
F27	Northeast Louisiana*	L	65-82
F29	SMU	L	59-74
M3	North Texas*	L	70-83

* - Southland Conference game

T1 - SMS Thanksgiving Classic (Springfield, Mo.) - 3rd
T2 - Taco Bell Classic (Fresno, Calif.) - 2nd

• 1988-89 •

Head Coach: Connie Kelch
6-21 Overall, 1-13 SLC

Date	Opponent	W/L	Score
N25	at Texas A&M (T1)	L	67-86
N26	Oral Roberts (T1)	L	80-81 (OT)
N28	Baylor	W	78-72
N30	Oklahoma State	L	64-88
D2	New Orleans	W	76-67
D6	at TCU	L	77-90
D8	at San Francisco (T2)	L	51-63
D9	Arkansas State (T2)	L	74-87
D16	Mid. Tennessee State (T3)	L	62-73
D17	Oral Roberts (T3)	W	89-79
D19	Nevada-Reno (T3)	W	73-72 (OT)
J4	at SMU	W	70-54
J7	Oklahoma	W	75-86
J14	North Texas*	L	64-74
J19	at Northeast Louisiana*	L	61-92
J21	at Northwestern State*	L	54-79
J26	Sam Houston State*	L	56-69
J28	Southwest Texas*	L	82-98
F2	at Stephen F. Austin*	L	46-86
F4	at McNeese State*	L	73-82
F9	Stephen F. Austin*	L	50-60
F11	McNeese State*	L	57-59
F16	at Southwest Texas*	L	80-88
F18	at Sam Houston State*	W	72-68
F23	Northwestern State*	L	76-82
F25	Northeast Louisiana*	L	67-82
M2	at North Texas*	L	67-80

* - Southland Conference game

T1 - Lady Aggie Classic (College Station, Texas) - 4th
T2 - San Francisco Festival (San Francisco, Calif.) - 3rd
T3 - Midwest Women's Roundball Classic (Tulsa, Okla.) - 2nd

• 1989-90 •

Coach: Jerry Isler
11-17 Overall, 7-7 SLC

Date	Opponent	Result	Score
N24	Mississippi (T1)	L	51-77
N25	at SMU (T1)	W	61-55
N29	at Baylor	L	68-72
D1	Arizona (T2)	L	66-68
D2	Niagara (T2)	L	70-73
D5	TCU	L	58-60
D7	SMU	W	74-65
D18	Texas Tech	L	65-76
J3	at Oklahoma	W	80-78
J5	at Oklahoma State (T3)	L	64-84
J6	Wyoming (T3)	W	74-70
J7	Lamar (T3)	L	57-84
J9	Grambling State	L	69-72
J11	Sam Houston State*	W	97-67
J13	at Southwest Texas*	L	60-74
J18	at Northwestern State*	L	55-87
J20	at Northeast Louisiana*	L	53-68
J25	McNeese State*	W	73-54
J27	Stephen F. Austin*	L	55-82
F3	North Texas*	L	52-61

F8	at Stephen F. Austin*	L	56-97
F10	Southwest Texas*	W	65-57
F15	Northwestern State*	W	74-68
F17	Northeast Louisiana*	L	67-71
F22	at McNeese State*	W	78-72
F24	at Sam Houston State*	W	63-53
M1	at North Texas*	W	76-67
M9	at Stephen F. Austin (T4)	L	50-83

* - Southland Conference game

T1 - SMU Classic (Dallas, Texas) - 3rd
T2 - Hurricane Tip-Off Classic (Miami, Fla.) - 4th
T3 - Cowgirl Invitational (Stillwater, Okla.) - 3rd
T4 - SLC Tournament (Nacogdoches, Texas)

• 1990-91 •

Head Coach: Jerry Isler
13-15 Overall, 8-6 SLC

Date	Opponent	W/L	Score
N23	at Tulane	W	83-77
N27	Baylor	L	88-96
N29	Incarnate Word	W	101-54
D4	at SMU	L	64-76
D6	at Weber State	L	79-83
D8	at Nevada	W	84-77
D11	at TCU	L	64-70
D13	at Texas Tech	L	53-77
J3	at UTSA	L	69-83
J5	Rice	W	71-69
J7	Tarleton State	W	87-66
J10	at Stephen F. Austin*	L	57-95
J12	Southwest Texas*	W	60-59
J17	Northwestern State*	W	83-70
J19	Northeast Louisiana*	L	73-86
J24	at McNeese State*	W	90-43
J26	at Sam Houston State*	L	71-78
J31	at Grambling State	L	70-82
F2	at North Texas*	W	65-56
F4	UTSA	L	63-69
F4	UTSA	L	63-69
F7	Sam Houston State*	W	78-60
F9	at Southwest Texas*	L	65-79
F14	at Northwestern State*	W	67-66
F16	at Northeast Louisiana*	L	64-85
F21	McNeese State*	W	75-53
F23	Stephen F. Austin*	L	77-97
M4	North Texas*	W	78-66
M8	at Stephen F. Austin (T1)	L	65-97

* - Southland Conference game

T1 - SLC Tournament (Nacogdoches, Texas)

• 1991-92 •

Head Coach: Jerry Isler
18-11 Overall, 12-6 SLC

Date	Opponent	W/L	Score
N23	SMU	L	76-77
N26	at Cincinnati	L	71-79
N29	Texas-El Paso (T1)	W	69-56
N30	Kansas (T1)	L	58-70
D3	at Vanderbilt	L	62-104
D7	Nevada	W	67-64
D10	at Oklahoma	W	94-93
D13	at New Mexico	W	75-55
D30	at Rice	W	77-67
J2	UTSA*	W	76-71
J4	Southwest Texas*	L	55-63
J9	at Sam Houston State*	W	81-71
J11	at Stephen F. Austin*	L	63-79
J18	at North Texas*	W	88-70
J23	Nicholls State*	W	82-71
J25	McNeese State*	W	89-59
J30	at Northeast Louisiana*	W	94-80
F1	at Northwestern State*	L	62-70
F6	Stephen F. Austin*	L	61-80
F8	Sam Houston State*	W	103-80
F10	at UTSA*	W	65-59
F15	North Texas*	W	77-65
F20	at McNeese State*	L	86-88
F22	at Nicholls State*	W	64-57
F27	Northwestern State*	L	68-75
F29	Northeast Louisiana*	W	78-69
M2	at Southwest Texas*	W	52-46
M12	Northeast Louisiana (T2)	W	74-69
M13	at Stephen F. Austin (T2)	L	55-66

* - Southland Conference game

T1 - UTA Sheraton Classic (Arlington, Texas)
T2 - SLC Tournament (Nacogdoches, Texas)

• 1992-93 •

Coach: Mike Dean
11-16 Overall, 7-11 SLC

Date	Opponent	W/L	Score
D1	at SMU	L	66-70
D4	Eastern Illinois (T1)	W	64-49
D5	Wichita State (T1)	W	68-61

D9	New Mexico	W	64-47
D22	at Arkansas	L	43-79
D28	at South Florida	L	62-69
J2	Northwestern State*	L	58-71
J4	Northeast Louisiana*	L	53-74
J7	at Missouri-Kansas City	L	46-66
J9	North Texas*	W	62-59
J14	at McNeese State*	L	51-59
J16	at Nicholls State*	W	59-44
J21	Sam Houston State*	W	69-51
J23	Stephen F. Austin*	L	52-70
J28	at UTSA*	L	63-70
J30	at Southwest Texas*	L	57-73
F2	Oklahoma	W	80-59
F6	at North Texas*	L	46-59
F11	Nicholls State*	W	72-49
F13	McNeese State*	W	80-69
F18	at Stephen F. Austin*	L	60-74
F20	at Sam Houston State*	W	59-55
F25	Southwest Texas*	L	51-59
F27	UTSA*	W	53-44
M1	at Northwestern State*	L	66-76
M3	at Northeast Louisiana*	L	46-56
M9	Northwestern State (T2)	L	47-65

* - Southland Conference game

T1 - UTA/Sheraton Classic (Arlington, Texas)
T2 - SLC Tournament (Nacogdoches, Texas)

• 1993-94 •

Head Coach: Mike Dean
14-13 Overall, 11-7 SLC

Date	Opponent	W/L	Score
N28	Mississippi	L	73-80
D3	South Florida (T1)	W	81-54
D4	Middle Tennessee State (T1)	L	66-87
D7	at New Mexico	W	61-54
D11	at Wichita State	L	63-75
D22	Arkansas	L	57-73
J4	at Louisiana Tech	L	41-81
J6	at Nicholls State*	W	82-61
J8	at McNeese State*	L	53-62
J11	Sam Houston State*	W	77-51
J15	North Texas*	W	68-65
J20	Northwestern State*	L	70-75
J22	Northeast Louisiana*	W	66-62
J27	at UTSA*	W	70-52
J29	at Southwest Texas*	L	50-71
F3	McNeese State*	W	64-61
F5	Nicholls State*	W	64-61
F7	Missouri-Kansas City	W	84-49
F12	at North Texas*	W	71-59
F14	Stephen F. Austin*	L	70-73
F17	at Northeast Louisiana*	L	73-83
F9	at Northwestern State*	L	63-68
F24	Southwest Texas*	W	75-65
F26	UTSA*	W	76-69
F28	at Sam Houston State*	W	72-52
M2	at Stephen F. Austin*	L	67-85
M10	Southwest Texas (T2)	L	64-70

* - Southland Conference game

T1 - UTA/Marriott Classic (Arlington, Texas)
T2 - SLC Tournament (Nacogdoches, Texas)

• 1994-95 •

Coach: Mike Dean
10-17 Overall, 9-9 SLC

Date	Opponent	W/L	Score
N25	at UNLV (T1)	L	59-60
N26	vs. Pittsburgh (T1)	L	64-74
N30	at Mississippi	L	36-88
D3	at Baylor	L	44-63
D9	Texas Southern (T2)	W	58-35
D10	Alabama (T2)	L	62-99
D13	Louisiana Tech	L	46-87
D19	at Oregon	L	61-68
J5	Northwestern State*	L	51-60
J7	Northeast Louisiana*	W	66-48
J14	North Texas*	W	71-64
J17	Southwest Texas*	L	63-75
J21	at Nicholls State*	W	74-61
J23	at McNeese State*	W	71-69
J26	Sam Houston State*	W	50-49
J28	Stephen F. Austin*	W	61-54
F2	at Northeast Louisiana*	L	76-79
F4	at Northwestern State*	L	74-76
F11	at North Texas*	L	66-67
F13	at UTSA*	L	62-64
F16	Nicholls State*	W	77-36
F18	McNeese State*	W	73-65
F23	at Stephen F. Austin*	L	73-80
F25	at Sam Houston State*	L	57-65
F28	at Southwest Texas*	L	69-89
M2	UTSA*	W	86-61
M6	vs. Stephen F. Austin (T3)	L	84-93

TEAM

LAST SEASON

RECORDS

HISTORY

YEAR-BY-YEAR RESULTS

* - Southland Conference Game
 T1 - 7-Up Desert Classic (Las Vegas, Nev.)
 T2 - UTA/Country Suites Classic (Arlington, Texas)
 T3 - SLC Tournament (Nacogdoches, Texas)

• 1995-96 •
 Coach: Mike Dean
 14-13 Overall, 9-9 SLC

Date	Opponent	W/L	Score
N26	New Mexico	W	69-64 (OT)
N30	at Clemson	L	54/78
D5	at Texas Southern	W	60-51
D8	Grambling State	W	64-57
D18	Alcorn State (T1)	W	68-52
D19	Clemson (T1)	L	72-85
D21	California-Irvine	W	78-72
J6	at North Texas*	L	52-53
J11	Stephen F. Austin*	L	51-81
J13	Sam Houston State*	L	51-52
J18	at McNeese State*	L	49-59
J20	at Nicholls State*	W	94-63
J22	at Southwest Texas*	L	60-58
J25	Northeast Louisiana*	W	79-66
J27	Northwestern State*	L	74-90
F3	North Texas*	W	54-43
F5	at Louisiana Tech	L	56-77
F8	at Sam Houston State*	L	52-70
F10	at Stephen F. Austin*	L	59-81
F15	Nicholls State*	W	73-55
F17	McNeese State*	W	66-50
F19	at UTSA*	W	66-54
F22	at Northwestern State*	W	65-63
F24	at Northeast Louisiana*	W	81-71
F29	UTSA*	W	70-56
M2	Southwest Texas*	L	60-77
M6	Northwestern State (T2)	L	66-74

* - Southland Conference Game
 T1 - UTA/Star-Telegram Invitational (Arlington, Texas)
 T2 - SLC Tournament (Shreveport, La.)

• 1996-97 •
 Coach: Mike Dean
 17-11 Overall, 11-5 SLC

Date	Opponent	W/L	Score
N23	at Arkansas	L	53-64
N26	Texas Wesleyan	W	64-43
N29	Florida International (T1)	W	48-44
N30	at Louisiana Tech (T1)	L	39-80
D3	at Lamar	W	72-56
D6	Wisconsin-Milwaukee (T2)	W	58-43
D7	at New Mexico (T2)	L	38-52
D16	Louisiana Tech	L	54-61
D21	at Grambling State	L	59-79
D28	at Jackson State	W	56-46
J2	Stephen F. Austin*	L	64-74
J5	Sam Houston State*	W	75-59
J9	at McNeese State*	W	73-64
J11	at Nicholls State*	W	75-61
J15	Southwest Texas*	L	58-63
J21	UTSA*	W	59-43
J23	at Northeast Louisiana*	W	73-56
J25	at Northwestern State*	W	76-68
J30	McNeese State*	W	70-63
F1	Nicholls State*	L	61-45
F13	at Sam Houston State*	L	64-66
F15	at Stephen F. Austin*	L	68-86
F20	at Southwest Texas*	W	53-46
F22	at UTSA*	L	43-51
F27	Northeast Louisiana*	W	67-49
M1	Northwestern State*	W	80-68
M5	UTSA (T3)	W	70-41
M6	Southwest Texas (T3)	L	56-58

* - Southland Conference Game
 T1 - Greater Shreveport Shootout (Shreveport, La.)
 T2 - New Mexico Borden's Lobo Classic (Albuquerque, N.M.)
 T3 - SLC Tournament (Shreveport, La.)

• 1997-98 •
 Coach: Mike Dean
 18-9 Overall, 11-5 SLC

Date	Opponent	W/L	Score
N14	at Cal State Northridge	W	66-50
N18	at Auburn	L	36-55
N21	Wake Forest (T1)	W	65-44
N22	at St. Louis (T1)	L	46-64
N24	at Louisiana Tech	L	38-83
D1	at Texas Southern	W	68-49
D13	at Texas-Pan American	W	66-28
D18	Texas Wesleyan	W	80-36
D29	Texas Southern	W	83-41
J3	Stephen F. Austin*	L	69-85
J8	at Southwest Texas*	W	71-50
J10	at UTSA*	W	58-51
J15	at Southeastern Louisiana*	W	64-45
J17	Northwestern State*	L	55-68

J22	Southeastern Louisiana*	W	70-44
J24	Nicholls State*	W	68-53
J26	Texas-Pan American	W	102-60
J29	at Sam Houston State*	W	80-51
J31	McNeese State*	W	74-65
F5	at Northwestern State*	L	57-59
F7	at Northeast Louisiana*	W	65-62
F12	Southwest Texas*	W	63-41
F14	UTSA*	L	63-74
F21	at Stephen F. Austin*	L	55-97
F25	Sam Houston State*	W	83-59
F28	at McNeese State*	W	70-62
M4	Northwestern State (T2)	L	52-55

* - Southland Conference Game
 T1 - St. Louis Tournament (St. Louis, Mo.)
 T2 - SLC Tournament (Shreveport, La.)

• 1998-99 •
 Women's NIT
 Coach: Mike Dean
 18-11 Overall, 12-6 SLC

Date	Opponent	W/L	Score
N15	at Texas Tech	L	47-71
N20	Louisville (T1)	L	61-72
N21	South Alabama (T1)	W	73-61
D5	Texas Wesleyan	W	47-42
D14	Louisiana Tech	L	40-73
D18	Belmont (T2)	W	59-49
D19	Denver (T2)	W	49-43
D28	at Sam Houston State*	W	64-58
D30	Texas-El Paso	W	68-45
J2	Nicholls State*	W	73-49
J4	Southeastern Louisiana*	W	70-55
J7	at UTSA*	W	61-47
J9	at Southwest Texas*	W	64-49
J14	Northwestern State*	L	51-56
J16	Northeast Louisiana*	W	72-54
J21	at McNeese State*	W	68-63(OT)
J30	at Nicholls State*	W	60-54
F4	McNeese State*	L	48-50
F6	Lamar*	W	70-69
F8	at Stephen F. Austin*	L	61-76
F11	Stephen F. Austin*	W	76-61
F13	at Lamar*	L	53-60(OT)
F18	at Northwestern State*	L	60-64
F20	at Northeast Louisiana*	L	51-63
F25	UTSA*	W	53-52
F27	Sam Houston State*	W	77-76
M3	Sam Houston State (T3)	W	73-51
M4	Stephen F. Austin (T3)	L	63-70
M12	Baylor (T4)	L	60-71

* - Southland Conference game
 T1 - Arkansas Lady Back Tournament (Fayetteville, Ark.)
 T2 - UTSA Classic (San Antonio, Texas)
 T3 - SLC Tournament (Shreveport, La.)
 T4 - Women's NIT (Waco, Texas)

• 1999-2000 •
 Coach: Mike Dean
 13-15 Overall, 9-9 SLC

Date	Opponent	W/L	Score
N19	Centenary (T1)	W	71-52
N20	Arkansas-Pine Bluff (T1)	W	70-38
N26	Centenary	W	75-39
N30	Texas Wesleyan	L	58-59
D2	at Louisiana Tech	L	31-80
D12	at Baylor	L	48-69
D14	at Texas-El Paso	L	50-51
D20	at Auburn	L	42-75
D28	Southwest Texas*	W	52-49
D30	UTSA*	W	54-47
J6	at Northwestern State*	L	46-60
J8	at Louisiana-Monroe*	L	52-60
J10	Texas A&M-Corpus Christi	W	63-45
J13	at Southeastern Louisiana*	W	66-46
J15	at Nicholls State*	W	58-46
J22	Stephen F. Austin*	L	47-60
J27	McNeese State*	L	48-49
J29	Lamar*	W	49-38
F3	at UTSA*	W	60-42
F5	at Southwest Texas*	L	51-57
F10	Northwestern State*	L	67-77
F12	Louisiana-Monroe*	W	60-55
F17	at McNeese State*	W	69-53
F19	at Lamar*	L	45-59
F26	Nicholls State*	W	70-45
M2	Sam Houston State*	L	62-64
M4	at Stephen F. Austin*	L	49-76
M7	at Southwest Texas (T2)	L	54-70

* - Southland Conference game
 T1 - Southwest Texas Classic (San Marcos, Texas)
 T2 - SLC Tournament (Home Sites)

• 2000-2001 •
 Coach: Donna Capps
 6-21 Overall, 4-16 SLC

Date	Opponent	W/L	Score
N18	at Texas A&M-Corpus Christi	L	51-71
N20	at Texas Tech	L	40-78
N25	Texas Southern	L	48-54
D1	Texas-Pan American (T1)	W	60-59
D2	TCU (T1)	L	36-77
D7	at UTSA*	L	49-66
D9	at Southwest Texas*	L	52-69
D19	at Louisiana Tech	L	44-89
D28	Southeastern Louisiana*	L	68-70
D30	Nicholls State*	W	67-61
J4	at Sam Houston State*	L	62-72
J6	at Lamar*	L	60-74
J8	Prairie View A&M	W	57-45
J11	Northwestern State*	W	64-59
J13	Louisiana-Monroe*	L	61-73
J18	at McNeese State*	L	63-69
J22	at Stephen F. Austin*	L	49-72
J25	Lamar*	L	50-64
J27	Sam Houston State*	W	53-49
F1	at Nicholls State*	L	68-74
F3	at Southeastern Louisiana*	L	63-72
F8	Southwest Texas*	L	60-65
F10	UTSA*	L	42-64
F17	McNeese State*	W	70-64
F24	Stephen F. Austin*	L	52-62
M1	at Louisiana-Monroe*	L	68-79
M3	at Northwestern State*	L	62-73

* - Southland Conference game
 T1 - TCU Tournament (Fort Worth, Texas)

• 2001-2002 •
 Coach: Donna Capps
 14-15 Overall, 12-8 SLC

Date	Opponent	W/L	Score
N16	at Central Florida (T1)	L	55-69
N17	Bethune-Cookman (T1)	W	66-56
N20	at Baylor	L	55-90
N25	vs. Arkansas ^	L	48-79
N27	at North Texas	L	58-85
D15	at Nicholls State*	W	61-58
D17	at Southeastern Louisiana*	W	67-61
D20	UTSA*	L	41-43
D22	Southwest Texas*	W	71-66
D29	at Texas Southern	L	53-65
J5	Northwestern State*	W	59-54
J7	at Louisiana-Monroe*	W	67-62
J10	McNeese State*	L	49-55
J12	Lamar*	W	81-64
J14	Sam Houston State*	W	97-52
J19	at McNeese State*	L	53-64
J23	Texas A&M-Corpus Christi	L	43-56
J26	at Southwest Texas*	W	72-46
J28	at UTSA*	L	48-51
F2	Nicholls State*	W	76-34
F4	Southeastern Louisiana*	W	64-47
F11	Stephen F. Austin*	L	45-78
F16	at Lamar*	L	51-52
F18	at Sam Houston State*	W	78-70
F23	at Northwestern State*	L	71-72
F25	Louisiana-Monroe*	W	59-44
M2	at Stephen F. Austin*	L	55-78
M5	Southwest Texas (T2)	W	68-64
M7	at Northwestern State (T2)	L	59-66

* - Southland Conference game
 T1 - UCF Golden Knight Classic (Orlando, Fla.)
 ^ - game played in Little Rock, Arkansas
 T2 - SLC Tournament (Home Sites)

• 2002-2003 •
 Coach: Donna Capps
 15-13 Overall, 13-7 SLC

Date	Opponent	W/L	Score
N23	at Texas A&M-Corpus Christi	L	51-54
N25	at Texas-Pan American	W	67-38
N29	vs. Wisconsin (T1)	L	49-58
N30	vs. St. John's (T1)	L	71-75 (OT)
D3	Oral Roberts	W	62-55
D14	at Texas A&M	L	70-72
D18	at Texas	L	44-73
D30	UTSA*	W	56-47
J2	McNeese State*	W	71-66
J9	at Southeastern Louisiana*	W	47-38
J11	at Nicholls State*	W	59-52
J16	Sam Houston State*	W	77-46
J18	Lamar*	L	63-45
J23	Southwest Texas*	L	61-70
J25	at Stephen F. Austin*	L	56-57
J30	at Northwestern State*	L	59-63
F1	at Louisiana-Monroe*	W	67-63
F6	Stephen F. Austin*	W	69-61

PREVIEW

TEAM

LAST SEASON

RECORDS

HISTORY

YEAR-BY-YEAR RESULTS

PREVIEW

F10	at McNeese State*	W	79-59
F13	Southeastern Louisiana*	W	73-57
F15	Nicholls State*	W	67-43
F20	at Sam Houston State*	W	69-58
F22	at Lamar*	W	65-41
F27	at Southwest Texas*	L	68-72
M1	at UTSA*	L	39-55
M5	Northwestern State*	L	53-70
M7	Louisiana-Monroe*	L	44-59
M11	at Southwest Texas (T2)	L	52-79

* - Southland Conference game
 T1 - Pepperdine Thanksgiving Classic (Malibu, Calif.)
 T2 - SLC Tournament (Homes Sites)

• 2003-2004 •

Coach: Donna Capps
 19-12 Overall, 11-5 SLC

Opponent	W/L	Score
N22	Texas A&M-Commerce	W 87-50
N25	at Oral Roberts	W 74-71
N28	at SMU (T1)	L 71-74
N29	Michigan (T1)	L 51-68
D2	at TCU	L 43-73
D6	at Nebraska	L 59-81
D15	St. Mary's (T2)	L 66-73
D16	at Hawaii (T2)	W 59-51
D20	Kansas (T3)	L 52-71
D21	Lafayette (T3)	W 81-59
D31	at Oklahoma State	W 59-57
J2	Texas-Pan American	W 85-46
J7	Louisiana-Monroe*	L 66-70
J10	UTSA*	W 55-47
J15	at Texas State*	W 67-54
J17	McNeese State*	W 47-30
J24	at Stephen F. Austin*	L 54-58
J29	Nicholls State*	W 84-48
J31	at Lamar*	W 66-47
F5	at Louisiana-Monroe*	L 49-57
F7	Southeastern Louisiana*	W 85-41
F12	at McNeese State*	W 63-55
F14	Stephen F. Austin*	W 68-45
F18	at UTSA*	L 43-55
F21	Texas State*	W 79-64
F26	at Northwestern State*	L 69-77(OT)
F28	at Nicholls State*	W 67-62
M3	Sam Houston State*	W 72-48
M9	Stephen F. Austin (T4)	W 69-61
M11	at Louisiana-Monroe (T4)	W 56-53
M13	at Northwestern State (T4)	L 71-78

* - Southland Conference game
 T1 - SMU Hoops For the Cure Tournament (Dallas, Texas)
 T2 - Territorial Savings Bank Invitational (Honolulu, Hawaii)
 T3 - Wells Fargo Classic (Denver, Colo.)
 T4 - SLC Tournament (Homes Sites)

• 2004-2005 •

NCAA Tournament
 Coach: Donna Capps
 21-10 Overall, 13-3 SLC

Date	Opponent	W/L	Score
N19	at Arkansas-Little Rock	W	76-59
N21	at Kansas	W	53-49
N27	at UNLV (T1)	L	57-79
N28	Villanova (T1)	L	53-59
N29	at Southern Utah	W	62-55
D4	New Mexico State	W	50-34
D11	at SMU	L	40-65
D18	at Florida State	L	70-72
D21	at Texas	L	24-69
D30	at North Texas	W	59-55
J2	at TCU	L	42-60
J6	at Nicholls State*	W	62-58
J8	at Southeastern Louisiana*	W	73-58
J12	Northwestern State*	W	75-60
J15	at McNeese State*	W	64-48
J20	at Sam Houston State*	W	66-43
J22	Louisiana-Monroe*	W	58-44
J26	Stephen F. Austin*	W	65-63
J29	McNeese State*	W	56-53
F5	at Texas State*	L	59-67
F10	UTSA*	W	57-43
F12	Lamar*	W	72-37
F19	at Louisiana-Monroe*	L	47-59
F24	at Stephen F. Austin*	W	64-38
F26	at UTSA*	L	46-48
M2	Texas State*	W	65-51
M4	Nicholls State*	W	75-30
M7	Stephen F. Austin (T2)	W	75-45
M9	Northwestern State (T2)	W	74-45
M12	at Louisiana-Monroe (T2)	W	60-54
M19	vs. Texas Tech (T3)	L	49-69

* - Southland Conference game
 T1 - UNLV Lady Rebel Shootout (Las Vegas, Nev.)

TEAM

LAST SEASON

RECORDS

HISTORY

T2 - SLC Tournament (Home Sites)
 T3 - First Round NCAA Tournament (Dallas, Texas)

• 2005-2006 •

Coach: Donna Capps
 20-9 Overall, 13-3 SLC

Date	Opponent	W/L	Score
N19	at South Florida (T1)	L	50-74
N20	vs. LaSalle (T1)	W	60-54
N30	at SMU	L	58-67
D3	at New Mexico State	W	62-50
D4	at Texas-El Paso	W	58-53
D14	at Cincinnati	L	61-73
D16	vs. Troy (T2)	W	65-54
D17	at Central Florida (T2)	W	65-22
D19	at Florida	L	49-59
D30	at TCU	L	58-70
D31	Cornell	W	75-57
J5	at Northwestern State*	W	71-49
J9	Louisiana-Monroe*	W	58-55
J12	at Texas State*	W	88-54
J14	Lamar*	W	78-41
J19	at Southeastern Louisiana*	W	61-43
J21	at Nicholls State*	W	60-40
J26	Stephen F. Austin*	L	35-39
J28	Sam Houston State*	W	56-34
F2	McNeese State*	W	59-56 (2OT)
F9	Northwestern State	W	83-43
F16	at UTSA*	L	67-68 (2OT)
F18	at Lamar*	W	60-57
F23	Nicholls State*	W	65-39
F25	Southeastern Louisiana*	W	58-33
M1	at Sam Houston State*	W	61-44
M3	at McNeese State*	L	47-48
M6	McNeese State (T3)	W	71-43
M8	UTSA (T3)	L	75-76 (3OT)

* - Southland Conference Game
 T1 - Image Depot Shootout (Tampa, Fla.)
 T2 - UCF Holiday Classic (Orlando, Fla.)
 T3 - SLC Tournament (Home Sites)

• 2006-07 •

NCAA Tournament
 Coach: Donna Capps
 24-9 Overall, 16-0 SLC

Date	Opponent	W/L	Score
N11	Northern Arizona	W	69-60
N17	Arkansas-Little Rock	W	59-58
N19	at Michigan State	L	49-65
N24	North Dakota State (T1)	L	54-59
N25	Cal State Fullerton (T1)	W	61-42
D1	Pepperdine	L	62-64(OT)
D3	at SMU	L	64-67
D6	at Texas Tech	L	49-64
D10	at TCU	L	67-71
D19	Liberty University (T2)	W	58-54
D20	Bowling Green State (T2)	L	48-59
D29	Mississippi (T3)	W	66-55
D30	at Tulane (T3)	L	65-68
J4	at Central Arkansas*	W	74-43
J6	at Northwestern State*	W	65-48
J11	Nicholls State*	W	87-36
J13	Southeastern Louisiana*	W	51-43
J20	at A&M-Corpus Christi*	W	75-60
J23	UTSA*	W	67-38
J25	at Sam Houston State*	W	76-50
J27	Stephen F. Austin*	W	57-56
F2	Texas State*	W	79-50
F8	at Lamar*	W	65-51
F10	McNeese State*	W	64-45
F15	at UTSA*	W	68-52
F17	A&M-Corpus Christi*	W	72-54
F22	Sam Houston State*	W	81-56
F24	at Stephen F. Austin*	W	58-41
M2	at Texas State*	W	81-60
M7	Northwestern State (T4)	W	62-53
M9	UTSA (T4)	W	70-52
M10	Stephen F. Austin (T4)	W	68-47
M17	Texas A&M (T5)	L	50-58

* - Southland Conference Game
 T1 - Wingate Inn Thanksgiving Classic (Bozeman, Mont.)
 T2 - Caribbean Classic (Cancun, Mexico)
 T3 - Tulane Doubletree Classic (New Orleans, La.)
 T4 - SLC Tournament (Houston, Texas)
 T5 - First Round NCAA Tournament (Los Angeles, Calif.)

• 2007-2008 •

Coach: Samantha Morrow
 19-10 Overall, 13-3 SLC

Date	Opponent	W/L	Score
N9	at Northern Arizona	L	50-64
N12	Pittsburg State	W	69-56
N17	Montana State	W	70-43
N23	at Pepperdine(T1)	W	64-54
N29	at Texas	L	60-76

Date	Opponent	W/L	Score
D8	at SMU	L	66-97
D18	Marshall	L (3OT)	91-97
D20	Elon Phoenix (T2)	W	80-58
D21	at Charlotte 49ers (T2)	W	68-60
D28	at Texas A&M	L	55-69
J4	at TCU	L	42-97
J10	Central Arkansas*	W	80-58
J12	Northwestern State*	W	79-62
J17	at Nicholls State*	W	80-61
J19	at Southeastern Louisiana*	W	72-60
J24	at UTSA*	L	53-76
J26	A&M-Corpus Christi*	W	54-41
J31	Sam Houston State*	W	97-53
F2	at Stephen F. Austin*	W	64-56
F9	at Texas State*	L	59-63
F14	Lamar*	W	69-46
F16	at McNeese State*	W	43-42
F21	UTSA*	L	46-63
F23	at A&M-Corpus Christi*	W (OT)	63-56
F28	at Sam Houston State*	W	94-61
M1	Stephen F. Austin*	W	77-49
M8	Texas State*	W	88-71
M12	McNeese State (T3)	W	82-68
M14	UTSA (T3)	L	67-77

* - Southland Conference Game
 T1 - Timeout 4 HIV/AIDS Tournament (Malibu, Calif.)
 T2 - SpringHill Suites Holiday Classic (Charlotte, N.C.)
 T3 - SLC Tournament (Home Sites)

• 2008-2009 •

Coach: Samantha Morrow
 22-11 Overall, 14-2 SLC

Date	Opponent	W/L	Score
N14	at SMU	W	85-79
N20	at TCU	L	49-70
N23	at Texas Tech	L	57-72
N26	MIDWESTERN STATE	H	90-49
N30	at Morehead State	L	65-70
D2	at Marshall	L	72-82
D6	at Rice	W	77-72
D14	at Kansas State	L	63-73
D18	vs. Memphis (T1)	W	84-45
D20	vs. Georgia Tech (T1)	L	56-63
D29	at Tulsa (T2)	W	67-65
D30	vs. Texas Southern (T2)	L	57-67
J3	HBV	W	66-57
J10	TEXAS STATE*	W	67-53
J14	at Lamar*	L	60-65
J17	UTSA*	W	76-59
J21	at Stephen F. Austin*	W	76-65
J24	SAM HOUSTON STATE*	W	87-73
J31	at Texas State*	W	71-66
F4	TAMUCC*	W	88-62
F7	NORTHWESTERN ST.	W	74-68
F11	at McNeese State*	W	73-47
F14	at UTSA*	W	69-60
F18	SOUTHEASTERN LA.*	L	74-82
F21	at Central Arkansas*	W	98-69
F25	LAMAR*	W	66-59
F28	at Sam Houston State*	W	83-65
M4	NICHOLLS STATE*	W	91-58
M7	at TAMU-CC*	W	78-61
M10	vs. TAMU-CC (T3)	W	91-59
M13	vs. Lamar (T3)	W	67-62
M14	vs. UTSA (T3)	L	63-74
M21	at Oklahoma State (T4)	L	72-82

* - Southland Conference Game
 T1 - Bahamas Tournament (Nassau, Bahamas)
 T2 - Tulsa Classic (Tulsa, Okla.)
 T3 - SLC Tournament (Katy, Texas)
 T5 - First Round WNIT Tournament (Stillwater, Okla.)

• 2009-2010 •

Coach: Samantha Morrow
 15-16 Overall, 9-7 SLC

Date	Opponent	W/L	Score
N13	RICE	W	81-64
N17	HOUSTON	L	74-78
N24	UMKC	W	72-61
N27	vs. Prairie View A&M (T1)	L	58-65
N28	at Texas Tech (T1)	L	37-71
N29	vs. San Francisco (T1)	W	70-67
D03	at Oklahoma	L	67-100
D12	at Southeast Missouri	W	66-54
D15	at Arkansas State	LOT	60-67
D19	at St. John's T2	L	47-79
D20	vs. UAB (T2)	L	46-59
D30	at Houston Baptist	W	77-65
J05	at Texas	L	41-84
J09	at Texas State	W	66-60
J13	LAMAR*	L	63-67
J16	at UTSA*	L	51-69
J20	STEPHEN F. AUSTIN*	W	85-79
J23	at Sam Houston State*	LOT	75-77
J30	TEXAS STATE*	W	71-59
F03	at A&M-Corpus Christi*	L	66-72

YEAR-BY-YEAR RESULTS

F06	at Northwestern State*	W	86-82	N21	MEMPHIS	L	76-89	M5	at Georgia Southern	W	66-41
F10	MCNEESE STATE*	W	77-65	N27	at Houston Baptist	W	77-71	M7	at Appalachian State	W	61-53
F13	UTSA*	W	78-71	N30	at Omaha	L	39-73	M11	vs Texas State!	L	46-52
F17	at Southeastern La.	W	74-64	D4	at Fresno State	L	45-70	I - Sun Belt Conference Tournament			
F20	CENTRAL ARKANSAS*	L	59-67	D18	UTPA	L	57-59	• 2015-2016 •			
F24	at Lamar*	L	73-79	D22	OKLAHOMA STATE	L	54-90	Coach: Krista Gerlich			
F27	SAM HOUSTON STATE*	W	87-76	D29	at New Mexico State*	W	62-59	15-16 Overall, 10-10 SBC			
M3	at Nicholls State*	W (OT)	87-78	D31	at Denver*	L	52-90	N13	at No. 5 Baylor ^	L	20-62
M6	A&M-CORPUS CHRISTI*	L	57-65	J5	at Louisiana Tech*	L	58-65	N20	Jacksonville ^	W	56-54
M9	vs. UTSA (T3)	W	68-63	J10	UTSA*	L	57-59	N21	McNeese State ^	L	57-63
M11	vs. Lamar (T3)	L	61-70	J12	TEXAS STATE*	L	57-63	N25	No. 25 Seton Hall	L	54-61
* - Southland Conference Game											
T1 - Texas Tech Tournament (Lubbock, Texas)											
T2 - St. John's Holiday Classic (Jamaica, NY)											
T3 - SLC Tournament (Katy, Texas)											
• 2010-2011 •											
Coach: Samantha Morrow											
8-20 Overall, 5-11 SLC											
N12	at Oral Roberts	L	58-110	J23	UTAH STATE*	L	52-70	N28	Missouri Valley	W	96-30
N14	at Houston	L	48-88	J26	SAN JOSE STATE*	L	70-78	D1	at Stephen F. Austin	W	67-63
N20	at UMKC	W	75-68	F2	LOUISIANA TECH*	L	62-78	D3	at Kansas State	L	41-61
N22	at Oklahoma State	L	52-82	F7	at Texas State*	W (OT)	73-72	D13	Western Kentucky	L	64-73
N24	ARKANSAS STATE	LOT	55-59	F9	at UTSA*	L	45-73	D19	at Houston Baptist	W	64-40
N27	SOUTHEAST MISSOURI	W	54-40	F14	IDAHO*	W	60-58	D21	at UTSA	W	51-47
D1	ARKANSAS	L	54-57	F16	SEATTLE UNIVERSITY*	L	64-78	D30	Georgia State*	L	63-68
D4	UTPA	W	81-72	F20	NEW ORLEANS	W	82-57	J2	Georgia Southern*	W	70-31
D8	at TCU	L	39-81	F28	at San Jose State*	L	49-71	J7	at Appalachian State*	W	76-45
D19	vs. California (T1)	L	56-81	M2	at Utah State*	L	57-81	J14	at Troy*	L	71-88
D20	vs. Pittsburgh (T1)	L	61-95	M7	DENVER*	W	66-55	J16	at South Alabama*	L	55-59
D30	at Kansas	L	57-80	M9	NEW MEXICO STATE*	L	66-72	J21	Arkansas State*	L	71-78
J8	NICHOLLS STATE*	W	69-62	M12	vs. New Mexico State* (T1)	L	63-76	J23	Little Rock*	L	55-59
J13	SAM HOUSTON STATE*	L	53-67	* - Western Athletic Conference Game							
J15	at Lamar*	L	56-62	T1 - Western Athletic Conference Tournament							
J19	at A&M-Corpus Christi*	W	66-63	• 2013-2014 •							
J22	STEPHEN F. AUSTIN*	W	63-67	Coach: Krista Gerlich							
J29	at Texas State*	L	57-61	4-25 Overall, 3-15 SBC							
F2	UTSA*	W	56-55	N8	at Houston Baptist	L	60-72	F9	at Texas State*	W	80-48
F6	at Central Arkansas*	L	37-63	N10	at Oklahoma State	L	35-74	F13	Appalachian State*	W	65-58
F10	at Sam Houston State*	L	65-71	N14	INCARNATE WORD	L	48-52	F18	Louisiana*	L	42-59
F12	TEXAS STATE*	W	79-63	N17	at UTSA	L	56-74	F20	ULM*	W	40-32
F16	at Stephen F. Austin*	L	67-68	N20	at Oklahoma	L	46-99	F25	at Little Rock*	L	43-49
F19	SE Louisiana*	L	57-66	N24	VCU	LOT	63-74	F27	at Arkansas State*	L	44-66
F23	at McNeese State*	L	51-60	N27	ABILENE CHRISTIAN	L	72-79	M1	Texas State*	W	78-69
F26	Northwestern State*	L	58-66	D4	NORTH TEXAS	L	55-70	M3	South Alabama*	W	53-49
M2	A&M-Corpus Christi*	W	77-73	D14	at Northern Arizona	L	65-85	M5	Troy*	L	70-80
M5	at UTSA*	L	53-77	D18	at UT Pan American	L	63-75	M9	Louisiana!	L	53-59
* - Southland Conference Game											
T1 - Holiday Hoops Classic (Las Vegas, Nev.)											
• 2011-2012 •											
Coach: Samantha Morrow											
7-21 Overall, 5-11 SLC											
N10	NORTH TEXAS	L	47-66	D21	TEXAS A&M-CC	W	75-64	• 2016-2017 •			
N13	GEORGE WASHINGTON	L	41-63	D21	ARKANSAS STATE	L	62-66	**WNIT**			
N16	at Arkansas	L	34-57	J8	ULM	L	67-84	Coach: Krista Gerlich			
N23	McMurry	W	52-41	J11	at Louisiana	L	64-66	22-9 Overall, 14-4 SBC			
N27	at Memphis	L	60-77	J15	at Texas State	L	60-68	N13	UTSA	W	75-54
D7	at Texas Tech	L	48-88	J22	TROY	L	62-85	N16	at Western Kentucky	W	71-68
D18	vs. Wichita State	L	64-90	J25	SOUTH ALABAMA	LOT	72-73	N20	Wichita State	W	74-70
D19	vs. Western Michigan	L	63-67	J29	at Western Kentucky	L	46-59	N26	vs. San Diego State ^	W	64-58
D28	at UTPA	L (OT)	65-72	F1	at Georgia State	W	67-51	N27	at Seton Hall ^	W	86-61
D31	HBWJ	W	78-61	F6	LOUISIANA	W	73-54	D03	Stephen F. Austin	L	60-65
J3	FRESNO	L	48-78	F12	at ULM	L	65-70	D07	at Kansas State	L	49-62
J7	at Nicholls*	W (FO)	59-78	F15	TEXAS STATE	L	48-54	D11	Eastern New Mexico	W	65-48
J11	at Sam Houston State*	L	41-58	F19	at Arkansas State	L	47-73	D18	Texas A&M-Commerce	W	80-50
J14	LAMAR*	L	52-68	F22	at UALR	L	60-69	D22	at Texas Tech	L	60-79
J18	A&M-CORPUS CHRISTI*	L	51-61	F26	GEORGIA STATE	W	85-72	D29	Appalachian State*	W	74-63
J21	at Stephen F. Austin*	W	69-61	M1	WESTERN KENTUCKY	L	70-94	D31	Coastal Carolina*	W	60-58
J24	UNO	L	52-60	M5	at Troy	L	72-88	J07	at Texas State*	W	61-39
J28	TEXAS STATE*	L	73-90	M8	at South Alabama	L	57-60	J12	at South Alabama*	W	73-49
F1	UTSA*	W	51-40	* - Sun Belt Conference Game							
F4	CENTRAL ARKANSAS*	L	51-53	• 2014-2015 •							
F8	SAM HOUSTON STATE*	L	45-61	Coach: Krista Gerlich							
F11	at Texas State*	W	61-46	17-13 Overall, 11-9 SBC							
F15	STEPHEN F. AUSTIN*	L	54-59	N14	MISSOURI VALLEY COLLEGE	W	90-32	N13	UTSA	W	75-54
F18	at Southeastern Louisiana*	L	41-71	N16	HOUSTON BAPTIST	W	83-73	N16	at Western Kentucky	W	71-68
F22	MCNEESE STATE*	L	50-70	N22	at Wichita State	L	61-71	N20	Wichita State	W	74-70
F25	at Northwestern State*	L	70-86	N26	NORTHERN ARIZONA	W	80-62	N26	vs. San Diego State ^	W	64-58
F29	at A&M-Corpus Christi*	L	54-74	D2	at UTSA	L	55-63	N27	at Seton Hall ^	W	86-61
M3	at UTSA*	W	75-65	D4	at Kansas State	L	41-45	D03	Stephen F. Austin	L	60-65
* - Southland Conference Game											
• 2012-2013 •											
Coach: Samantha Morrow (5-18)											
Interim Coach: Karen Blair (3-5)											
7-23 Overall, 4-14 WAC											
N9	at George Washington	L	47-80	D13	at Texas A&M-CC	W	42-28	D07	at Kansas State	L	49-62
N11	at Michigan State	L	39-83	D17	MCMURRY	W	82-25	D11	Eastern New Mexico	W	65-48
N16	ORAL ROBERTS	L	41-73	D21	at North Texas	W	46-38	D18	Texas A&M-Commerce	W	80-50
* - Southland Conference Game											
T1 - Holiday Hoops Classic (Las Vegas, Nev.)											
T2 - St. John's Holiday Classic (Jamaica, NY)											
T3 - SLC Tournament (Katy, Texas)											
• 2010-2011 •											
Coach: Samantha Morrow											
8-20 Overall, 5-11 SLC											
N12	at Oral Roberts	L	58-110	D29	at New Mexico State*	W	62-59	D30	Georgia State*	L	63-68
N14	at Houston	L	48-88	D31	at Denver*	L	52-90	J2	Georgia Southern*	W	70-31
N20	at UMKC	W	75-68	J5	at Louisiana Tech*	L	58-65	J7	at Appalachian State*	W	76-45
N22	at Oklahoma State	L	52-82	J10	UTSA*	L	57-59	J14	at Troy*	L	71-88
N24	ARKANSAS STATE	LOT	55-59	J12	TEXAS STATE*	L	57-63	J16	at South Alabama*	L	55-59
N27	SOUTHEAST MISSOURI	W	54-40	J17	at Seattle University*	L	53-69	J21	Arkansas State*	L	71-78
D1	ARKANSAS	L	54-57	J19	at Idaho*	L	52-70	J23	Little Rock*	L	55-59
D4	UTPA	W	81-72	J23	UTAH STATE*	L	83-93	J28	at ULM*	W	40-32
D8	at TCU	L	39-81	J26	SAN JOSE STATE*	L	70-78	J30	at Louisiana*	L	52-63
D19	vs. California (T1)	L	56-81	F2	LOUISIANA TECH*	L	62-78	F4	at Georgia Southern*	W (OT)	53-41
D20	vs. Pittsburgh (T1)	L	61-95	F7	at Texas State*	W (OT)	73-72	F6	at Georgia State*	W	74-45
D30	at Kansas	L	57-80	F9	at UTSA*	L	45-73	F9	at Texas State*	W	80-48
J8	NICHOLLS STATE*	W	69-62	F14	IDAHO*	W	60-58	F13	Appalachian State*	W	65-58
J13	SAM HOUSTON STATE*	L	53-67	F16	SEATTLE UNIVERSITY*	L	64-78	F18	Louisiana*	L	42-59
J15	at Lamar*	L	56-62	F20	NEW ORLEANS	W	82-57	F20	ULM*	W	40-32
J19	at A&M-Corpus Christi*	W	66-63	F28	at San Jose State*	L	49-71	F25	at Little Rock*	L	43-49
J22	STEPHEN F. AUSTIN*	W	63-67	M2	at Utah State*	L	57-81	F27	at Arkansas State*	L	44-66
J29	at Texas State*	L	57-61	M7	DENVER*	W	66-55	M1	Texas State*	W	78-69
F2	UTSA*	W	56-55	M9	NEW MEXICO STATE*	L	66-72	M3	South Alabama*	W	53-49
F6	at Central Arkansas*	L	37-63	M12	vs. New Mexico State* (T1)	L	63-76	M5	Troy*	L	70-80
F10	at Sam Houston State*	L	65-71	* - Western Athletic Conference Game							
F12	TEXAS STATE*	W	79-63	T1 - Western Athletic Conference Tournament							
F16	at Stephen F. Austin*	L	67-68	• 2013-2014 •							
F19	SE Louisiana*	L	57-66	Coach: Krista Gerlich							
F23	at McNeese State*	L	51-60	4-25 Overall, 3-15 SBC							
F26	Northwestern State*	L	58-66	N8	at Houston Baptist	L	60-72	F9	at Texas State*	W	80-48
M2	A&M-Corpus Christi*	W	77-73	N10	at Oklahoma State	L	35-74	F13	Appalachian State*	W	65-58
M5	at UTSA*	L	53-77	N14	INCARNATE WORD	L	48-52	F18	Louisiana*	L	42-59
* - Southland Conference Game											
T1 - Holiday Hoops Classic (Las Vegas, Nev.)											
• 2011-2012 •											
Coach: Samantha Morrow											
7-21 Overall, 5-11 SLC											
N10	NORTH TEXAS	L	47-66	N17	at UTSA	L	56-74	F20	ULM*	W	40-32
N13	GEORGE WASHINGTON	L	41-63	N20	at Oklahoma	L	46-99	F25	at Little Rock*	L	43-49
N16	at Arkansas	L	34-57	N24	VCU	LOT	63-74	F27	at Arkansas State*	L	44-66
N23	McMurry	W	52-41	N27	ABILENE CHRISTIAN	L	72-79	M1	Texas State*	W	78-69
N27	at Memphis	L	60-77	D4	NORTH TEXAS	L	55-70	M3	South Alabama*	W	53-49
D7	at Texas Tech	L	48-88	D14	at Northern Arizona	L	65-85	M5	Troy*	L	70-80
D18	vs. Wichita State	L	64-90	D18	at UT Pan American	L	63-75	M9	Louisiana!	L	53-59
D19	vs. Western Michigan	L	63-67	D21	TEXAS A&M-CC	W	75-64	^ - Preseason WNIT			
D28	at UTPA	L (OT)	65-72	D21	ARKANSAS STATE	L	62-66	I - Sun Belt Conference Tournament			
D31	HBWJ	W	78-61	J8	ULM	L	67-84	• 2016-2017 •			
J3	FRESNO	L	48-78	J11	at Louisiana	L	64-66	**WNIT**			
J7	at Nicholls*	W (FO)	59-78	J15	at Texas State	L	60-68	Coach: Krista Gerlich			
J11	at Sam Houston State*	L	41-58	J22	TROY	L	62-85	22-9 Overall, 14-4 SBC			
J14	LAMAR*	L	52-68	J25	SOUTH ALABAMA	LOT	72-73	N13	UTSA	W	75-54
J18	A&M-CORPUS CHRISTI*	L	51								

HEAD-TO-HEAD BY CONFERENCE

PREVIEW

SUN BELT



Opponent	Series	First/Last Meeting
Appalachian State	6-0	2014-15/2016-17
Arkansas State	6-14	1982-83/2016-17
Coastal Carolina	2-0	2016-17/2016-17
Georgia Southern	5-0	2014-15/2016-17
Georgia State	6-2	2013-14/2016-17
Louisiana	7-13	1979-80/2016-17
South Alabama	6-3	1998-99/2016-17
Texas State	30-38	1972-73/2016-17
Troy	3-7	2005-06/2016-17
Little Rock	2-7	2004-05/2016-17
ULM	24-34	1980-81/2016-17

Record vs. Conference 97-118

BIG EAST



Opponent	Series	First/Last Meeting
Creighton	0-1	1984-85
Seton Hall	1-1	2015-16/2016-17
St. Johns	0-2	2002-03/2009-10
Villanova	0-1	2004-05

Record vs. Conference 1-5

HORIZON LEAGUE



Opponent	Series	First/Last Meeting
Wisconsin-Milwaukee	1-0	1996/097

Record vs. Conference 1-0

IVY LEAGUE



Opponent	Series	First/Last Meeting
Cornell	1-0	2005-06

Record vs. Conference 1-0

TEAM

AMERICAN ATHLETIC



Opponent	Series	First/Last Meeting
Central Florida	1-1	2001-02/2005-06
Cincinnati	0-2	1991-92/2005-04
Houston	0-9	1976-77/2010-11
Memphis	1-3	1984-85/2012-13
South Florida	1-2	1992-93/2005-06
SMU	21-16	1972-73/2008-09
Tulane	1-2	1990-91/2016-17
Tulsa	1-0	2008-09

Record vs. Conference 26-35

ACC



Opponent	Series	First/Last Meeting
Clemson	0-2	1995-96
Florida State	0-1	2004-05
Georgia Tech	0-1	2008-09
Louisville	0-1	1998-99
Pitt	0-2	1994-95/2010-11
Wake Forest	1-0	1997-98

Record vs. Conference 1-7

ATLANTIC 10



Opponent	Series	First/Last Meeting
George Washington	0-2	2011-12/2012-13
LaSalle	1-0	2005-06
Saint Louis	0-1	1997-98
VCU	0-1	2013-14

Record vs. Conference 1-4

ATLANTIC 10



Opponent	Series	First/Last Meeting
Jacksonville	1-0	2015-16

Record vs. Conference 1-0

BIG 12



Opponent	Series	First/Last Meeting
Baylor	3-18	1975-76/2015-17
Kansas	1-3	1991-92/2010-11
Kansas State	0-4	2008-09/2016-17
Oklahoma	3-10	1978-79/2013-14
Oklahoma State	1-10	1979-80/2012-13
TCU	13-17	1973-74/2010-11
Texas	0-11	1976-77/2009-10
Texas Tech	1-14	1973-74/2016-17

Record vs. Conference 22-87

BIG SKY



Opponent	Series	First/Last Meeting
Idaho	1-1	2012-13
Montana State	1-0	2008-09
Northern Arizona	3-2	1983-84/2014-15
Portland State	1-0	1981-82
Southern Utah	1-0	2004-05
Weber State	0-1	1990-91

Record vs. Conference 7-4

BIG SOUTH



Opponent	Series	First/Last Meeting
Liberty	1-0	2006/07

Record vs. Conference 1-0

BIG 10



Opponent	Series	First/Last Meeting
Nebraska	0-1	2003-04
Michigan	0-1	2003-04
Michigan State	0-2	2006-07/2012-13
Wisconsin	0-1	2002-03

Record vs. Conference 0-5

BIG WEST



Opponent	Series	First/Last Meeting
Cal State Northridge	2-0	1986-87/1997-98
Cal State Fullerton	1-0	2006-07
UC Irvine	1-0	1995-96
UC Santa Barbara	0-1	1970-71
Hawaii	1-0	2003-04

Record vs. Conference 5-1

COLONIAL ATHLETIC



Opponent	Series	First/Last Meeting
Elon	1-0	2007-08

Record vs. Conference 1-0

CONFERENCE USA



Opponent	Series	First/Last Meeting
Charlotte	1-0	2007-08
FIU	1-0	1996-97
Louisiana Tech	0-12	1976-77/2012-13
Marshall	0-2	2007-08/2008-09
Middle Tennessee	0-2	1988-89/1993-94
North Texas	27-30	1972-72/2014-15
Rice	4-2	1982-83/2009-10
Southern Mississippi	0-3	1978-79/1984-85
UAB	0-1	2009-10
UTEP	3-1	1991-92/2005-06
UTSA	32-28	1983-84/2016-17
Western Kentucky	1-3	2012-13/2016-17

Record vs. Conference 69-84

LAST SEASON

RECORDS

HISTORY

HEAD-TO-HEAD BY CONFERENCE

OHIO VALLEY



Opponent	Series	First/Last Meeting
Belmont	1-0	1998-99
Eastern Illinois	1-0	1992-93
Jackson State	1-1	1984-85/1996-97
Morehead State	0-1	2008-09
Southeast Missouri	2-0	2009-10/2010-11

Record vs. Conference 5-2

PAC-12



Opponent	Series	First/Last Meeting
Arizona State	0-1	1982-83
Arizona	0-1	1989-90
California	0-1	2010-11
Oregon	0-1	1994-95
Stanford	0-1	1980-81

Record vs. Conference 0-5

PATRIOT



Opponent	Series	First/Last Meeting
Lafayette	1-0	2003-04

Record vs. Conference 1-0

SEC



Opponent	Series	First/Last Meeting
Alabama	0-1	1994-95
Arkansas	0-6	1992-93/2011-12
Auburn	0-2	1997-98/1999-00
Florida	0-1	2005-06
Texas A&M	3-9	1973-74/2007-08
LSU	1-1	1973-74/1977-78
Mississippi	1-3	1989-90/2005-06
Vanderbilt	0-1	1991-92

Record vs. Conference 5-23

SOUTHLAND



Opponent	Series	First/Last Meeting
Abilene Christian	8-6	1972-73/2012-13
Houston Baptist	6-1	2008-09/2015-16
Central Arkansas	3-3	1974-75/2011-12
Incarnate Word	1-1	1990-91/2013-14
Lamar	23-18	1961-62/2011-12
McNeese State	35-22	1981-82/2015-16
New Orleans	2-0	1988-89/2012-13
Nicholls	34-1	1991-92/2012-13
Northwestern State	17-36	1975-76/2011-12
Sam Houston State	41-16	1974-75/2011-12
Southeastern Louisiana	16-6	1983-84/2011-12
Stephen F. Austin	18-47	1974-75/2016-17
TAMU-Corpus Christi	12-7	1999-00/2014-15

Record vs. Conference 216-164

SUMMIT



Opponent	Series	First/Last Meeting
Denver	2-1	1998-99/2012-13
North Dakota St.	1-1	1981-82/2006-07
Oral Roberts	3-7	1979-80/2012-13
Omaha	0-1	2011-12
Western Illinois	0-1	1986-87

Record vs. Conference 6-11

SWAC



Opponent	Series	First/Last Meeting
Alcorn State	1-0	1995-96
Arkansas Pine Bluff	1-0	1999-00
Grambling St.	1-3	1989-90/1996-97
Jackson St.	1-1	1984-85/1996-97
Prairie View A&M	1-1	2000-01/2009-10
Southern	1-0	1987-88
Texas Southern	7-9	1975-76/2009-10

Record vs. Conference 13-14

WAC



Opponent	Series	First/Last Meeting
New Mexico State	5-2	1981-82/2012-13
UMKC	3-1	1992-93/2010-11
Seattle U.	0-2	2012-13

Record vs. Conference 8-5

WEST COAST



Opponent	Series	First/Last Meeting
Loyola Marymount	0-1	1986-87
Pepperdine	1-1	2006-07/2007-08
St. Mary's (Calif)	1-1	1987-88/2003-04
San Francisco	1-1	1988-89/2009-10

Record vs. Conference 3-4

NCAA DII & NAIA

Opponent	Series	First	Last	Streak
Angelo St.	4 0	02/13/77	01/07/86	W4
Austin College	1 0	01/27/83	01/27/83	W1
Baylor JV	1 0	02/03/77	02/03/77	W1
Centenary	2 0	11/19/99	11/26/99	W2
Crowder JC	0 1	11/28/80	11/28/80	L1
Dallas Baptist	2 0	02/22/75	03/15/75	W2
Eastern NM	1 0	12/11/16	12/11/16	W1
Eastfield JC	1 0	02/21/75	02/21/75	W1
Hardin Simmons	5 0	01/28/77	11/27/82	W5
Henderson JC	1 2	02/22/74	02/16/77	W1
Henderson St.	1 0	02/21/77	02/21/77	W1
Howard JC	1 0	02/19/76	02/19/76	W1
Huston-Tillotson	2 0	11/20/81	01/25/82	W2
McMurry	3 0	11/14/80	12/17/14	W3
Midwestern St.	2 3	02/23/73	11/26/08	W1
Mississippi College	2 1	11/24/89	12/29/85	L1
Mississippi Women	0 2	01/12/79	01/09/81	L2
Missouri Valley Col.2	0	11/14/15	11/28/16	W2
Oklahoma City	0 3	01/15/82	12/02/82	L3
Ouachita Baptist	2 0	01/09/82	02/15/86	W2
Panhandle St.	0 1	11/26/82	11/26/82	L1
Pittsburg St.	1 1	11/30/80	11/12/07	L1
Ranger JC	2 1	02/05/74	01/27/87	W2
St. Mary's (Texas)	1 2	02/12/82	01/06/84	W1
Simon Fraser (CA)	1 0	12/05/80	12/05/80	W1
Southern Arkansas	1 0	03/10/76	03/10/76	W1
Southwestern	5 0	02/08/83	02/16/87	W5
Tarleton State	10 5	02/08/74	01/07/91	W1
Temple JC	2 8	02/11/74	01/12/81	W2
Texas A&M-Commerce	10 2	03/17/73	11/18/16	W10
Texas Wesleyan	27 5	03/16/73	11/30/99	L1
Texas Woman's	10 4	12/10/75	02/16/82	W3
Trinity	1 0	02/05/76	02/05/76	W1
Wayland Baptist	0 4	03/06/76	01/09/85	L4
Wayne St.	1 0	11/29/80	11/29/80	W1
Weatherford JC	1 5	02/11/74	01/21/78	W1
West Texas A&M	5 7	02/02/74	02/24/86	L3

2015-16 Opponents in bold

PREVIEW

TEAM

LAST SEASON

RECORDS

HISTORY

HEAD-TO-HEAD RESULTS

PREVIEW

ABILENE CHRISTIAN

UTA leads 8-6
Home: 3-2, Away: 1-3, Neutral: 4-1
 03/02/73 L 19-37 Denton
 03/05/76 W 84-74 Nacogdoches
 02/12/77 W 58-57 San Angelo
 12/03/77 W 71-69 Dallas
 01/12/78 W 67-60 Arlington
 11/21/78 W 75-69 Arlington
 01/22/80 W 80-73 Abilene
 11/15/80 L 56-91 Abilene
 01/16/81 W 66-64 Arlington
 01/14/84 L 75-79 Arlington
 02/13/84 L 55-71 Abilene
 11/30/84 W 77-58 Canyon
 02/14/87 L 74-91 Abilene
 11/27/13 L 72-29 Arlington

01/28/84 L 58-64 Arlington
 02/23/84 L 77-89 Jonesboro, Ark.
 01/26/85 W 76-70 Jonesboro, Ark.
 02/21/85 W 62-61 Arlington
 01/18/86 L 76-83 Arlington
 02/13/86 W 84-73 Jonesboro, Ark.
 01/17/87 L 58-69 Jonesboro, Ark.
 02/12/87 W 78-74 Arlington
 01/09/88 L 55-62 Arlington
 12/09/88 L 74-87 San Francisco, Calif.
 12/15/09 L(OT) 60-67 Jonesboro, Ark.
 11/24/10 L(OT) 55-59 Arlington
 01/02/14 L* 62-66 Arlington
 02/19/14 L* 47-73 Jonesboro, Ark.
 01/10/15 L(OT)* 77-80 Arlington
 02/26/15 L* 23-47 Jonesboro, Ark.
 01/21/16 L* 71-78 Arlington
 02/27/16 L* 44-66 Jonesboro, Ark.
 02/11/17 W* 69-58 Arlington

12/20/06 L 48-59 Cancun, Mexico

CALIFORNIA

California leads 1-0
Home: 0-0, Away: 0-0, Neutral 0-1
 12/19/11 L 56-81 Las Vegas, NV

CAL STATE FULLERTON

UTA leads 1-0
Home: 0-0, Away: 0-0, Neutral: 1-0
 11/25/06 W 61-42 Bozeman, Mont.

CAL STATE NORTHRIDGE

UTA leads 2-0
Home: 1-0, Away: 1-0, Neutral: 0-0
 12/01/86 W 91-78 Arlington
 11/14/97 W 66-50 Northridge, Calif.

CENTENARY

UTA leads 2-0
Home: 1-0, Away: 0-0, Neutral: 1-0
 11/19/99 W 71-52 San Marcos
 11/26/99 W 75-39 Arlington

CENTRAL ARKANSAS

Series tied 3-3
Home: 1-2, Away: 2-1, Neutral: 0-0
 01/04/07 W* 74-43 Conway, Ark.
 01/10/08 W* 80-58 Arlington
 02/21/09 W* 98-69 Conway, Ark.
 02/20/10 L* 59-67 Arlington
 02/06/11 L* 37-63 Conway, Ark.
 02/04/12 L 53-51 Arlington

CENTRAL FLORIDA

Series tied 1-1
Home: 0-0, Away: 1-1, Neutral: 0-0
 11/16/01 L 55-69 Orlando, Fla.
 12/17/05 W 65-22 Orlando, Fla.

CHARLOTTE 49ERS

UTA leads 1-0
Home: 0-0, Away: 0-0, Neutral: 1-0
 12/21/07 W 68-60 Charlotte, N.C.

CINCINNATI

Cincinnati leads 2-0
Home: 0-0, Away: 0-2, Neutral: 0-0
 11/26/91 L 71-79 Cincinnati, Ohio
 12/14/05 L 61-73 Cincinnati, Ohio

CLEMSON

Clemson leads 2-0
Home: 0-1, Away: 0-1, Neutral: 0-0
 11/30/95 L 54-78 Clemson, S.C.
 12/19/95 L 72-85 Arlington

COASTAL CAROLINA

UTA leads 2-0
Home: 1-0, Away: 1-0, Neutral: 0-0
 12/31/16 W 60-58 Arlington
 01/26/17 W 70-41 Conway, S.C.

CORNELL

UTA leads 1-0
Home: 1-0, Away: 0-0, Neutral: 0-0
 12/31/05 W 75-57 Arlington

CREIGHTON

Creighton leads 1-0
Home: 0-1, Away: 0-0, Neutral: 0-0
 02/26/85 L 81-89 Arlington

CROWDER JC

Crowder JC leads 1-0
Home: 0-0, Away: 0-0, Neutral: 0-1
 11/28/80 L 55-64 Pittsburg, Kan.

TEAM

ALABAMA

Alabama leads 1-0
Home: 0-1, Away: 0-0, Neutral: 0-0
 12/10/94 L 62-99 Arlington

ALABAMA-BIRMINGHAM

Alabama-Birmingham leads 1-0
Home: 0-0, Away: 0-0, Neutral: 0-1
 12/20/09 L 46-59 Jamaica, NY

ALCORN STATE

UTA leads 1-0
Home: 1-0, Away: 0-0, Neutral: 0-0
 12/18/95 W 68-52 Arlington

ANGELO STATE

UTA leads 4-0
Home: 1-0, Away: 2-0, Neutral: 1-0
 02/13/77 W 86-78 San Angelo
 03/06/77 W 70-58 Edinburg
 01/15/85 W 89-69 Arlington
 01/07/86 W 78-77 San Angelo

APPALACHIAN STATE

UTA leads 6-0
Home: 3-0, Away: 3-0, Neutral: 0-0
 2/19/15 W* 55-45 Arlington
 3/7/15 W* 61-53 Boone, N.C.
 01/07/16 W* 76-45 Boone, N.C.
 02/13/16 W* 65-58 Arlington
 12/29/16 W* 74-63 Arlington
 1/28/17 W* 73-62 Boone, N.C.

ARIZONA

Arizona leads 1-0
Home: 0-0, Away: 0-0, Neutral: 0-1
 12/01/89 L 66-68 Coral Gables, Fla.

ARIZONA STATE

Arizona State leads 1-0
Home: 0-0, Away: 0-0, Neutral: 0-1
 12/03/82 L 63-89 Las Cruces, N.M.

ARKANSAS

Arkansas leads 6-0
Home: 0-2, Away: 0-3, Neutral: 0-1
 12/22/92 L 43-79 Fayetteville, Ark.
 12/22/93 L 57-73 Arlington
 11/23/96 L 53-64 Fayetteville, Ark.
 11/25/01 L 48-79 Little Rock, Ark.
 12/01/10 L 54-57 Arlington
 11/16/11 L 57-34 Fayetteville, Ark.

ARKANSAS-PINE BLUFF

UTA leads 1-0
Home: 0-0, Away: 0-0, Neutral: 1-0
 11/20/99 W 70-38 San Marcos

ARKANSAS STATE

Arkansas State leads 14-4
Home: 5-5, Away: 2-5, Neutral: 0-1
 02/10/83 W 67-58 Arlington

AUBURN

Auburn leads 2-0
Home: 0-0, Away: 0-2, Neutral: 0-0
 11/18/97 L 36-55 Auburn, Ala.
 12/20/99 L 42-75 Auburn, Ala.

AUSTIN COLLEGE

UTA leads 1-0
Home: 0-0, Away: 0-0, Neutral: 1-0
 01/27/83 W 102-29 Stephenville

BAYLOR

Baylor leads 18-3
Home: 3-2, Away: 0-14, Neutral: 0-2
 02/06/76 L 60-73 Waco
 03/11/76 L 61-95 Magnolia, Ark.
 02/25/77 L 85-103 Waco
 03/03/78 L 51-98 Wichita Falls
 11/17/80 L 64-70 Arlington
 01/03/81 L 53-80 Waco
 02/14/81 L 68-84 Waco
 02/10/82 L 68-95 Waco
 01/07/84 L 71-83 Waco
 11/27/84 W 68-65 Arlington
 12/02/85 L 58-71 Waco
 12/16/86 W 71-63 Arlington
 12/01/87 L 70-76 Waco
 11/28/88 W 78-72 Arlington
 11/29/89 L 68-72 Waco
 11/27/90 L 88-96 Arlington
 12/03/94 L 44-63 Waco
 03/12/99 L\$ 60-71 Waco
 12/12/99 L 48-69 Waco
 11/20/01 L 55-90 Waco
 11/13/15 L 20-60 Waco
 \$ - Women's NIT

BAYLOR JV

UTA leads 1-0
Home: 0-0, Away: 1-0, Neutral: 0-0
 02/03/77 W 75-70 Waco

BELMONT

UTA leads 1-0
Home: 0-0, Away: 0-0, Neutral: 1-0
 12/18/98 W 59-49 San Antonio

BETHUNE-COOKMAN

UTA leads 1-0
Home: 0-0, Away: 0-0, Neutral: 1-0
 11/17/01 W 66-56 Orlando, Fla.

BOISE STATE

UTA leads 1-0
Home: 0-0, Away: 0-0, Neutral: 1-0
 12/04/82 W 58-49 Las Cruces, N.M.

BOWLING GREEN STATE

Bowling Green leads 1-0
Home: 0-0, Away: 0-0, Neutral 0-1

LAST SEASON

RECORDS

HISTORY

HEAD-TO-HEAD RESULTS

DALLAS BAPTIST

UTA leads 2-0

Home: 0-0, Away: 0-0, Neutral: 2-0

02/22/75 W 75-67 Denton
03/15/75 W 62-45 Commerce

DENVER

UTA leads 2-1

Home: 1-0, Away: 0-1, Neutral: 1-0

12/19/98 W 49-43 San Antonio
12/31/12 L 90-52 Denver, Colo.
03/07/13 W 66-55 Arlington

EASTERN ILLINOIS

UTA leads 1-0

Home: 1-0, Away: 0-0, Neutral: 0-0

12/04/92 W 64-49 Arlington

EASTERN NEW MEXICO

UTA leads 1-0

Home: 1-0, Away: 0-0, Neutral: 0-0

12/11/16 W 65-48 Arlington

EASTFIELD JC

UTA leads 1-0

Home: 0-0, Away: 1-0, Neutral: 0-0

02/21/75 W 69-33 Denton

ELON-PHOENIX

UTA leads 1-0

Home: 0-0, Away: 0-0, Neutral: 1-0

12/20/07 W 80-58 Charlotte, N.C.

FLORIDA

Florida leads 1-0

Home: 0-0, Away: 0-1, Neutral: 0-0

12/19/05 L 49-59 Gainesville, Fla.

FLORIDA INTERNATIONAL

UTA leads 1-0

Home: 0-0, Away: 0-0, Neutral: 1-0

11/29/96 W 48-44 Shreveport, La.

FLORIDA STATE

Florida State leads 1-0

Home: 0-0, Away: 0-1, Neutral: 0-0

12/18/04 L 70-72 Tallahassee, Fla.

FRESNO STATE

Fresno State leads 3-0

Home: 0-1, Away: 0-2, Neutral: 0-0

12/05/87 L 49-78 Fresno, Calif.
01/03/12 L 78-48 Arlington
12/3/12 L 70-45 Fresno, Calif.

GRAMBLING STATE

Grambling State leads 3-1

Home: 1-1, Away: 0-2, Neutral: 0-0

01/09/90 L 69-72 Arlington
01/31/91 L 70-82 Grambling, La.
12/08/95 W 64-57 Arlington
12/21/96 L 59-79 Grambling, La.

GEORGE WASHINGTON

George Washington leads 2-0

Home: 0-1, Away: 0-1, Neutral: 0-0

11/13/11 L 63-41 Arlington
11/09/12 L 80-47 Washington, DC

GEORGIA STATE

UTA leads 5-2

Home: 2-1, Away: 3-1, Neutral: 0-0

02/01/14 W* 67-51 Atlanta, Ga.
02/26/14 W* 85-72 Arlington
01/15/15 W* 45-39 Atlanta, Ga.
01/29/15 W* 57-45 Arlington
12/30/15 L* 63-68 Arlington
02/06/16 W* 74-45 Atlanta, Ga.
02/18/17 L* 59-64 Atlanta, Ga.

GEORGIA SOUTHERN

UTA leads 5-0

Home: 2-0, Away: 3-0, Neutral: 0-0

12/30/14 W* 64-52 Arlington
03/05/15 W* 66-41 Statesboro, Ga.
01/02/16 W* 70-31 Arlington
02/04/16 W* 53-41 (OT) Statesboro, Ga.
02/16/17 W* 69-60 Statesboro, Ga.

GEORGIA TECH

Georgia Tech leads 1-0

Home: 0-0, Away: 0-1, Neutral: 1-0

12/20/08 L 56-63 Nassau, Bahamas

HARDIN SIMMONS

UTA leads 5-0

Home: 2-0, Away: 2-0, Neutral: 1-0

01/28/77 W 73-66 Stephenville
01/20/78 W 76-65 Arlington
01/11/82 W 75-53 Arlington
02/18/82 W 72-54 Abilene
11/27/82 W 65-63 Abilene

HAWAII

UTA leads 1-0

Home: 0-0, Away: 1-0, Neutral: 0-0

12/16/03 W 59-51 Honolulu, Hawaii

HENDERSON JC

Henderson JC leads 2-1

Home: 1-0, Away: 0-0, Neutral: 0-2

02/22/74 L 45-53 Denton
02/21/75 L 63-67 Denton
02/16/77 W 86-71 Arlington

HENDERSON STATE

UTA leads 1-0

Home: 0-0, Away: 1-0, Neutral: 0-0

02/21/77 W 49-33 Arkadelphia, Ark.

HOUSTON

Houston leads 9-0

Home: 0-3, Away: 0-5, Neutral: 0-1

03/06/77 L 64-68 Edinburg
11/20/79 L 77-91 Arlington
02/02/80 L 65-86 Houston
11/14/81 L 57-76 Houston
01/23/82 L 52-69 Arlington
03/02/83 L 46-71 Houston
11/23/85 L 69-100 Houston
11/17/09 L 74-78 Arlington
11/14/11 L 48-88 Houston

HOUSTON BAPTIST

UTA leads 6-1

Home: 3-0, Away: 3-1, Neutral: 0-0

01/03/09 W 66-57 Arlington
12/30/09 W 77-65 Houston
12/31/11 W 78-61 Arlington
11/27/12 W 77-71 Houston
11/08/13 L 60-72 Houston
11/16/14 W 83-73 Arlington
12/19/15 W 64-40 Houston

HOWARD JC

UTA leads 1-0

Home: 1-0, Away: 0-0, Neutral: 0-0

02/19/76 W 92-42 Arlington

HUSTON-TILLOTSON

UTA leads 2-0

Home: 1-0, Away: 1-0, Neutral: 0-0

11/20/81 W 78-63 Austin
01/25/82 W 80-53 Arlington

INCARNATE WORD

Series Tied 1-1

Home: 1-1, Away: 0-0, Neutral: 0-0

11/29/90 W 101-54 Arlington
11/14/13 L 48-52 Arlington

IDAHO

Series tied 1-1

Home: 1-0, Away: 0-1, Neutral 0-0

01/19/13 L 70-52 Moscow, Idaho
02/14/13 W 60-58 Arlington

JACKSON STATE

Series tied 1-1

Home: 0-1, Away: 1-0, Neutral: 0-0

01/07/85 L 58-75 Arlington
12/28/96 W 56-46 Jackson, Miss.

JACKSONVILLE

UTA leads 1-0

Home: 1-0, Away: 0-0, Neutral: 0-0

11/20/15 W 56-54 Arlington

KANSAS

Kansas leads 3-1

Home: 0-1, Away: 2-0, Neutral: 0-1

11/30/91 L 58-70 Arlington
12/20/03 L 52-71 Denver, Colo.
11/21/04 W 53-49 Lawrence, Kan.
12/30/10 L 57-80 Lawrence, Kan.

KANSAS STATE

Kansas State leads 4-0

Home: 0-0, Away: 0-4, Neutral: 0-0

12/14/08 L 63-73 Manhattan, Kan.
12/04/15 L 41-45 Manhattan, Kan.
12/03/15 L 41-61 Manhattan, Kan.
12/07/16 L 49-62 Manhattan, Kan.

LAFAYETTE

UTA leads 1-0

Home: 0-0, Away: 0-0, Neutral: 1-0

12/21/03 W 81-59 Denver, Colo.

LAMAR

UTA leads 23-18

Home: 13-5, Away: 8-9, Neutral: 2-4

Date	Result	Score	Site
02/07/75	L	40-50	Waco
03/28/75	L	39-47	Canyon
02/05/76	W	75-65	Waco
02/08/80	L	65-66	Arlington
02/20/82	W	69-61	Arlington
02/03/83	L*	58-61	Beaumont
01/21/84	W*	83-67	Beaumont
02/16/84	W*	70-63	Arlington
01/19/85	W*	69-59	Arlington
02/14/85	L*	61-71	Beaumont
01/11/86	W*	71-67	Beaumont
02/06/86	W*	89-70	Arlington
01/10/87	W*	66-58	Arlington
02/05/87	W*	71-61	Beaumont
01/14/88	L	48-85	Arlington
01/07/90	L	57-84	Larimee, Wyo.
12/03/96	W	72-56	Beaumont
02/06/99	W*	70-69	Arlington
02/13/99	L* (OT)	53-60	Beaumont
01/29/00	W*	49-38	Arlington
02/19/00	L*	45-59	Beaumont
01/06/01	L*	60-74	Beaumont
01/25/01	L*	50-64	Arlington
01/12/02	W*	81-64	Arlington
02/16/02	L*	51-52	Beaumont
01/18/03	W*	63-45	Arlington
02/22/03	W*	65-41	Beaumont
01/31/04	W*	66-47	Beaumont
02/12/05	W*	72-37	Arlington
01/14/06	W*	78-41	Arlington
02/18/06	W*	60-57	Beaumont
02/08/07	W*	65-51	Beaumont
02/14/08	W*	69-46	Arlington
01/14/09	L*	60-65	Beaumont
02/25/09	W*	66-59	Arlington
03/13/09	W#	67-62	Katy
01/13/10	L*	63-67	Arlington

PREVIEW

TEAM

LAST SEASON

RECORDS

HISTORY

HEAD-TO-HEAD RESULTS

PREVIEW

02/24/10 L* 73-79
 03/11/10 L# 61-70
 01/15/11 L* 56-62
 01/14/12 L 68-52

Beaumont Home: 0-0, Away: 0-0, Neutral: 1-1
 Katy 02/16/74 W 49-43
 Beaumont 02/10/78 L 57-91
 Arlington

Home: 0-2, Away: 0-1, Neutral: 1-0
 01/28/85 L 69-90 Arlington
 12/18/08 W 84-45 Nassau, Bahamas
 11/27/11 L 77-60 Memphis, Tenn.
 11/21/12 L 89-76 Arlington

LaSALLE
 UTA leads 1-0
 Home: 0-0, Away: 0-0, Neutral: 1-0
 11/20/05 W 60-54 Tampa, Fla.

MARSHALL
 Marshall leads 2-0
 Home: 1-0, Away: 0-1, Neutral: 0-0
 12/18/07 L(3OT) 91-97 Arlington
 12/02/08 L 77-82 Huntington, WV

MICHIGAN
 Michigan leads 1-0
 Home: 0-0, Away: 0-0, Neutral: 0-1
 11/29/03 L 51-68 Dallas

TEAM

LIBERTY UNIVERSITY
 UTA leads 1-0
 Home: 0-0, Away: 0-0, Neutral: 1-0
 12/19/06 W 58-54 Cancun, Mexico

McMURRY
 UTA leads 3-0
 Home: 2-0, Away: 1-0, Neutral: 0-0
 11/14/80 W 51-50 Abilene
 11/23/11 W 52-41 Arlington
 12/17/15 W 82-25 Arlington

MICHIGAN STATE
 Michigan State leads 2-0
 Home: 0-0, Away 0-2, Neutral 0-0
 11/19/06 L 49-65 East Lansing, Mich.
 11/11/12 L 83-39 East Lansing, Mich.

LA TECH
 Louisiana Tech leads 12-0
 Home: 0-4, Away: 0-6, Neutral: 0-2
 03/10/77 L 70-106 Austin
 01/04/94 L 41-81 Ruston, La.
 12/13/94 L 46-87 Arlington
 02/05/96 L 56-77 Ruston, La.
 11/30/96 L 39-80 Shreveport, La.
 12/16/96 L 54-61 Arlington
 11/24/97 L 38-83 Ruston, La.
 12/14/98 L 40-73 Arlington
 12/02/99 L 31-80 Ruston, La.
 12/19/00 L 44-89 Ruston, La.
 01/05/13 L 49-21 Ruston, La.
 02/02/13 L 78-62 Arlington

McNEESE STATE
 UTA Leads 35-22
 Home: 22-6, Away: 13-14, Neutral: 1-1
 01/06/82 W 66-64 Arlington
 02/05/83 L* 52-96 Lake Charles, La.
 03/10/83 L 66-76 Monroe, La.
 01/23/84 L* 56-70 Lake Charles, La.
 02/18/84 W* 84-71 Arlington
 01/21/85 W* 81-73 Arlington
 01/13/86 L* 67-84 Lake Charles, La.
 02/08/86 W* 78-74 Arlington
 01/12/87 L* 55-76 Arlington
 02/07/87 L* 66-74 Lake Charles, La.
 02/06/88 L* (OT) 71-74 Lake Charles, La.
 02/13/88 W* 57-55 Arlington
 02/04/89 L* 73-82 Lake Charles, La.
 02/11/89 L* 57-59 Arlington
 01/25/90 W* 73-54 Arlington
 02/22/90 W* 78-72 Lake Charles, La.
 01/24/91 W* 90-43 Lake Charles, La.
 02/21/91 W* 75-53 Arlington
 01/25/92 W* 89-59 Arlington
 02/20/92 L* 86-88 Lake Charles, La.
 01/14/93 L* 51-59 Lake Charles, La.
 02/13/93 W* 80-69 Arlington
 01/08/94 L* 53-62 Lake Charles, La.
 02/03/94 W* 64-61 Arlington
 01/23/95 W* 71-69 Lake Charles, La.
 02/18/95 W* 73-65 Arlington
 01/18/96 L* 49-59 Lake Charles, La.
 02/17/96 W* 66-50 Arlington
 01/09/97 W* 73-64 Lake Charles, La.
 01/30/97 W* 70-63 Arlington
 01/31/98 W* 74-65 Arlington
 02/28/98 W* 70-62 Lake Charles, La.
 01/21/99 W* (OT) 68-63 Lake Charles, La.
 02/04/99 L* 48-50 Arlington
 01/27/00 L* 48-49 Arlington
 02/17/00 W* 69-53 Lake Charles, La.
 01/18/01 L* 63-69 Lake Charles, La.
 02/17/01 W* 70-64 Arlington
 01/10/02 L* 49-55 Arlington
 01/19/02 L* 53-64 Lake Charles, La.
 01/02/03 W* 71-66 Arlington
 02/01/03 W* 79-59 Lake Charles, La.
 01/17/04 W* 47-30 Arlington
 02/12/04 W* 63-55 Lake Charles, La.
 01/15/05 W* 64-48 Lake Charles, La.
 01/29/05 W* 56-53 Arlington
 02/02/06 W* (OT) 59-56 Arlington
 03/03/06 L* 47-48 Lake Charles, La.
 03/06/06 W# 71-43 Arlington
 02/10/07 W* 64-45 Arlington
 02/16/08 W* 43-42 Lake Charles, La.
 03/12/08 W# 82-68 Katy
 02/11/09 W* 73-47 Lake Charles, La.
 02/10/10 W* 77-65 Arlington
 02/23/11 L* 58-66 Lake Charles, La.
 02/22/12 L 70-50 Arlington
 11/21/15 L 57-63 Arlington

MIDDLE TENNESSEE STATE
 Middle Tennessee State leads 2-0
 Home: 0-1, Away: 0-0, Neutral: 0-1
 12/16/88 L 62-73 Tulsa, Okla.
 12/04/93 L 66-87 Arlington

MIDWESTERN STATE
 Midwestern State leads 3-2
 Home: 2-0, Away: 0-2, Neutral: 0-1
 02/23/73 L 22-54 Denton
 11/21/77 W 87-72 Arlington
 02/06/78 L 63-68 Wichita Falls
 03/04/78 L 54-59 Wichita Falls
 11/26/08 W 90-49 Arlington

LITTLE ROCK
 Little Rock leads 2-7
 Home: 1-4, Away: 1-3, Neutral: 0-0
 11/19/04 W 76-59 Little Rock, Ark.
 11/17/06 W 59-58 Arlington
 01/04/14 L* 57-64 Arlington
 02/22/14 L* 60-69 Little Rock, Ark.
 01/24/15 L* 38-66 Little Rock, Ark.
 02/28/15 L* 38-48 Arlington
 01/23/16 L* 55-59 Arlington
 02/25/16 L* 43-49 Little Rock, Ark.
 02/09/17 L* 49-58 Arlington

MISSISSIPPI
 Mississippi leads 3-1
 Home: 0-1, Away: 0-1, Neutral: 1-1
 11/24/89 L 51-77 Dallas
 11/28/93 L 73-80 Arlington
 11/30/94 L 36-88 Oxford, Miss.
 12/29/06 W 66-55 New Orleans, La.

LOUISIANA
 Louisiana leads 13-7
 Home: 4-4, Away: 2-7, Neutral: 1-2
 11/28/79 W 74-65 Natchitoches, La.
 01/18/83 L 47-94 Lafayette, La.
 12/03/83 L 52-63 Las Cruces, N.M.
 01/10/84 L 58-75 Arlington
 02/06/84 L* 60-91 Lafayette, La.
 02/02/85 W* 63-58 Arlington
 03/02/85 L* 53-71 Lafayette, La.
 01/27/86 L* 63-71 Arlington
 02/22/86 L* 71-83 Lafayette, La.
 01/26/87 L* 62-75 Lafayette, La.
 02/21/87 L* 65-73 Arlington
 01/11/14 L* 64-66 Lafayette, La.
 02/06/14 W* 73-54 Arlington
 02/07/15 W* 57-51 Lafayette, La.
 02/21/15 W* 56-42 Arlington
 01/30/16 L* 52-63 Lafayette, La.
 02/18/16 L* 42-59 Arlington
 03/09/16 L* 53-59 New Orleans, La.
 01/19/17 W* 79-66 Arlington
 03/03/17 W* 79-76 Lafayette, La.

MISSISSIPPI COLLEGE
 UTA leads 2-1
 Home: 2-0, Away: 0-0, Neutral: 0-1
 02/13/80 W 75-72 Arlington
 03/03/84 W 81-80 Arlington
 12/05/85 L 70-72 Natchitoches, La.

MISSISSIPPI UNIVERSITY FOR WOMEN
 Mississippi University for Women leads 2-0
 Home: 0-1, Away: 0-1, Neutral: 0-0
 01/12/79 L 61-64 Columbus, Miss.
 01/09/81 L 51-61 Arlington

LOUISVILLE
 Louisville leads 1-0
 Home: 0-0, Away: 0-0, Neutral: 0-1
 11/20/98 L 61-72 Fayetteville, Ark.

LOYOLA MARYMOUNT
 Loyola Marymount leads 1-0
 Home: 0-0, Away: 0-0, Neutral: 0-1
 11/28/86 L 53-55 Manhattan, Kan.

UMKC
 UTA leads 3-1
 Home: 2-0, Away: 1-1, Neutral: 0-0
 01/07/93 L 46-66 Kansas City, Mo.
 02/07/94 W 84-49 Arlington
 11/24/09 W 72-61 Arlington
 11/20/10 W 75-68 Kansas City, Mo.

MISSOURI STATE
 MS leads 1-0
 Home: 0-0, Away: 0-0, Neutral: 0-1
 11/27/87 L 60-70 Springfield, Mo.

MISSOURI VALLEY COLLEGE
 UTA leads 2-0
 Home: 2-0, Away: 0-0, Neutral: 0-0
 11/14/14 W 90-32 Arlington
 11/28/15 W 96-30 Arlington

MONTANA STATE
 UTA leads 1-0
 Home: 1-0, Away: 0-0, Neutral: 0-0
 11/17/08 W 70-43 Arlington

MOREHEAD STATE
 Morehead State leads 1-0
 Home: 0-0, Away: 0-1, Neutral: 0-0

LAST SEASON

RECORDS

HISTORY

LSU
 Series Tied 1-1

MEMPHIS
 Memphis leads 3-1

HEAD-TO-HEAD RESULTS

11/30/08	L	65-70	Morehead, KY	12/15/01	W*	61-58	Thibodaux, La.	12/18/12	W	59-50	Denton
				02/02/02	W*	76-34	Arlington	12/04/13	L	55-70	Arlington
				01/11/03	W*	59-52	Thibodaux, La.	12/21/15	W	46-38	Denton
NEBRASKA				02/15/03	W*	67-43	Arlington	NORTHERN ARIZONA			
Nebraska leads 0-1				01/29/04	W*	84-48	Arlington	UTA leads 3-2			
Home: 0-0, Away: 0-1, Neutral: 0-0				02/28/04	W*	67-62	Thibodaux, La.	Home: 2-0, Away: 0-1, Neutral: 1-1			
12/06/03	L	59-81	Lincoln, Neb.	01/06/05	W*	62-58	Thibodaux, La.	12/02/83	W	67-65	Las Cruces, N.M.
NEBRASKA-OMAHA				03/04/05	W*	75-30	Arlington	11/11/06	W	69-60	Arlington
Nebraska-Omaha leads 0-2				01/21/06	W*	60-40	Thibodaux, La.	11/09/07	L	50-64	Las Cruces, N.M.
Home: 0-1, Away: 0-1, Neutral: 0-0				02/23/06	W*	65-39	Arlington	12/14/13	L	65-85	Flagstaff, AZ
01/24/12	L	60-52	Arlington	01/11/07	W*	87-36	Arlington	11/26/14	W	80-62	Arlington
11/30/12	L	73-39	Omaha, Neb.	01/17/08	W*	80-61	Thibodaux, La.	NORTHWESTERN STATE			
NEVADA-LAS VEGAS				03/04/09	W*	91-58	Arlington	Northwestern State leads 36-18			
UNLV leads 2-0				03/03/10	W*(OT)	87-78	Thibodaux, La.	Home: 10-13, Away: 6-20, Neutral: 1-3			
Home: 0-0, Away: 0-2				01/08/10	W*	69-62	Arlington	03/11/76	L	83-103	Magnolia, Ark.
11/25/94	L	59-60	Las Vegas, Nev.	01/07/12	L	78-59	Thibodaux, La.	11/27/79	L	70-72	Natchitoches, La.
11/27/04	L	57-79	Las Vegas, Nev.	NORTH DAKOTA STATE				01/18/80	W	62-59	Arlington
NEVADA-RENO				Series Tied 1-1				01/23/81	L	74-75	Arlington
UTA leads 3-1				Home: 1-0, Away: 0-0, Neutral: 0-1				02/06/81	L	63-86	Natchitoches, La.
Home: 1-0, Away: 1-1, Neutral: 1-0				01/08/82	W	74-72	Arlington	01/23/88	L*	68-81	Natchitoches, La.
12/07/87	L	65-77	Reno, Nev.	11/24/06	L	54-59	Bozeman, Mont.	02/25/88	L*	74-76	Arlington
12/19/88	W	73-72	Tulsa, Okla.	NORTH TEXAS				01/21/89	L*	54-79	Natchitoches, La.
12/08/90	W	84-77	Reno, Nev.	North Texas leads 30-27				02/23/89	L*	76-82	Arlington
12/07/91	W	67-64	Arlington	Home: 16-11, Away: 10-17, Neutral: 0-2				01/18/90	L*	55-87	Natchitoches, La.
NEW MEXICO				02/12/73	W	36-20	Arlington	02/15/90	W*	74-68	Arlington
UTA leads 4-1				02/19/73	L	26-28	Denton	01/17/91	W*	83-70	Arlington
Home: 2-0, Away: 2-1, Neutral: 0-0				03/03/73	L	28-30	Denton	02/14/91	W*	67-66	Natchitoches, La.
12/13/91	W	75-55	Albuquerque, N.M.	02/22/74	L	28-40	Denton	02/01/92	L*	62-70	Natchitoches, La.
12/09/92	W	64-47	Arlington	03/16/74	L	44-49	Arlington	02/27/92	L*	68-75	Arlington
12/07/93	W	61-54	Albuquerque, N.M.	02/08/75	L	50-60	Waco	01/02/93	L*	58-71	Arlington
11/26/95	W (OT)	69-64	Arlington	02/17/75	W	48-42	Arlington	03/01/93	L*	66-76	Natchitoches, La.
12/07/96	L	38-52	Albuquerque, N.M.	03/01/75	L	38-40	Denton	03/09/93	L#	47-65	Nacogdoches
NEW MEXICO STATE				03/04/75	L	39-47	Denton	01/20/94	L*	70-75	Arlington
UTA leads 5-2				01/20/76	W	69-53	Denton	02/19/94	L*	63-68	Natchitoches, La.
Home: 1-1, Away: 4-1				02/09/76	W	65-41	Arlington	01/05/95	L*	51-60	Arlington
12/04/81	W	59-56	Las Cruces, N.M.	01/26/77	W	83-73	Arlington	02/04/95	L*	74-76	Natchitoches, La.
12/01/83	W	67-60	Las Cruces, N.M.	01/31/77	L	60-65	Denton	01/27/96	L*	74-90	Arlington
12/04/04	W	50-34	Arlington	12/05/77	L	52-57	Denton	02/22/96	W*	65-63	Natchitoches, La.
12/03/05	W	62-50	Las Cruces, N.M.	01/21/78	L	59-71	Arlington	03/06/96	L#	66-74	Shreveport, La.
12/29/12	W	62-59	Las Cruces, N.M.	11/28/78	L	82-92	Arlington	01/25/97	W*	76-68	Natchitoches, La.
03/09/13	L	72-66	Arlington	02/08/79	W	70-68	Denton	03/01/97	W*	80-68	Arlington
3/12/13	L	76-63	Las Cruces, N.M.	02/22/79	L	69-78	Dallas	01/17/98	L*	55-68	Arlington
NEW ORLEANS				11/12/79	W	81-46	Denton	02/05/98	L*	57-59	Natchitoches, La.
UTA leads 2-0				01/12/80	W	73-66	Arlington	03/04/98	L#	52-55	Shreveport, La.
Home: 1-0, Away: 1-0, Neutral: 0-0				01/17/81	L	61-76	Arlington	01/14/99	L*	51-56	Arlington
12/02/88	W	76-67	Arlington	02/03/81	W	76-64	Denton	02/18/99	L*	60-64	Natchitoches, La.
02/20/13	W	82-57	New Orleans, LA.	11/17/81	L	53-62	Arlington	01/06/00	L*	46-60	Natchitoches, La.
NIAGARA				01/18/82	L	49-96	Denton	02/10/00	L*	67-77	Arlington
Niagara leads 1-0				01/13/83	W	66-55	Arlington	01/11/01	W*	64-59	Arlington
Home: 0-0, Away: 0-0, Neutral: 0-1				02/11/84	W*	80-51	Denton	03/03/01	L*	62-73	Natchitoches, La.
12/02/89	L	70-73	Coral Gables, Fla.	03/06/84	W*	76-65	Arlington	01/05/02	W*	59-54	Arlington
NICHOLLS STATE				02/09/85	W*	77-64	Arlington	02/23/02	L*	71-72	Natchitoches, La.
UTA leads 33-2				03/04/85	W*	68-67	Arlington	03/07/02	L#	59-66	Natchitoches, La.
Home: 18-0, Away: 15-2, Neutral: 0-0				02/01/86	L*	73-87	Denton	01/30/03	L*	59-63	Natchitoches, La.
01/23/92	W*	82-71	Arlington	02/27/86	W*	82-76	Arlington	03/05/03	L*	53-70	Arlington
02/22/92	W*	64-57	Thibodaux, La.	01/31/87	L*	56-68	Arlington	02/26/04	L* (OT)	69-77	Natchitoches, La.
01/16/93	W*	59-44	Thibodaux, La.	02/26/87	L*	65-81	Denton	03/13/04	L#	71-78	Natchitoches, La.
02/11/93	W*	72-49	Arlington	01/16/88	L*	61-70	Denton	01/12/05	W*	75-60	Arlington
01/06/94	W*	82-61	Thibodaux, La.	03/03/88	L*	70-83	Arlington	03/09/05	W#	74-45	Arlington
02/05/94	W*	64-61	Arlington	01/14/89	L*	64-74	Arlington	01/05/06	W*	71-49	Natchitoches, La.
01/21/95	W*	74-61	Thibodaux, La.	03/02/89	L*	67-80	Denton	02/09/06	W*	83-43	Arlington
02/16/95	W*	77-36	Arlington	02/03/90	L*	52-61	Arlington	01/06/07	W*	65-48	Natchitoches, La.
01/20/96	W*	94-63	Thibodaux, La.	03/01/90	W*	76-67	Denton	03/07/07	W#	62-53	Houston
02/15/96	W*	73-55	Arlington	02/02/91	W*	65-56	Denton	01/12/08	W*	79-62	Arlington
01/11/97	W*	75-61	Thibodaux, La.	03/04/91	W*	78-66	Arlington	02/07/09	W*	74-68	Arlington
02/01/97	W*	61-45	Arlington	01/18/92	W*	88-70	Denton	02/06/10	W*	86-82	Natchitoches, La.
01/24/98	W*	68-53	Arlington	02/15/92	W*	77-65	Arlington	02/26/11	L*	58-66	Arlington
01/30/99	W*	73-49	Arlington	01/09/93	W*	62-59	Arlington	02/25/12	L	86-70	Natchitoches, La.
02/30/99	W*	60-54	Thibodaux, La.	02/06/93	L*	46-59	Denton	OKLAHOMA			
01/15/00	W*	58-46	Thibodaux, La.	01/15/94	W*	68-65	Arlington	Oklahoma leads 10-3			
02/26/00	W*	70-45	Arlington	02/12/94	L*	59-71	Denton	Home: 1-4, Away: 2-6, Neutral: 0-0			
12/30/00	W*	67-61	Arlington	01/14/95	W*	71-64	Arlington	11/19/79	L	59-61	Norman, Okla.
02/01/01	L*	68-74	Thibodaux, La.	02/11/95	L*	66-67	Denton	02/04/80	L	56-60	Arlington
				01/06/96	L*	52-53	Denton	02/05/82	L	56-70	Norman, Okla.
				02/03/96	W*	54-43	Arlington	11/27/83	L	66-92	Norman, Okla.
				11/27/01	L	58-85	Denton	12/04/84	L	48-103	Arlington
				12/30/04	W	59-55	Denton	11/29/85	L	72-86	Arlington
				11/11/11	L	66-47	Arlington				

PREVIEW

TEAM

LAST SEASON

RECORDS

HISTORY

HEAD-TO-HEAD RESULTS

PREVIEW

12/08/86	L	61-94
01/07/89	L	75-86
01/03/90	W	80-78
12/10/91	W	94-93
02/02/93	W	80-59
12/03/09	L	67-100
11/20/13	L	46-99

Norman, Okla.
Arlington
Norman, Okla.
Norman, Okla.
Arlington
Norman, Okla.
Norman, Okla.

PORTLAND STATE
UTA leads 1-0
Home: 0-0, Away: 0-0, Neutral: 1-0
12/03/81 W 77-76 Las Cruces, N.M.

03/03/99	W#	73-51	Shreveport, La.
03/02/00	L*	62-64	Arlington
01/04/01	L*	62-72	Huntsville
01/27/01	W*	53-49	Arlington
01/14/02	W*	97-52	Arlington
02/18/02	W*	78-70	Huntsville
01/16/03	W*	77-46	Arlington
02/20/03	W*	69-58	Huntsville
03/03/04	W*	72-48	Arlington
01/20/05	W*	66-43	Huntsville
01/28/06	W*	56-34	Arlington
03/01/06	W*	61-44	Huntsville
01/25/07	W*	76-50	Huntsville
02/22/07	W*	81-56	Arlington
01/31/08	W*	97-53	Arlington
02/28/08	W*	94-61	Huntsville
01/24/08	W*	87-73	Arlington
02/28/09	W*	83-65	Huntsville
01/23/10	L*(OT)	75-77	Huntsville
02/27/10	W*	87-76	Arlington
01/13/11	L*	53-67	Arlington
02/10/11	L*	65-71	Huntsville
01/11/12	L	58-41	Huntsville
02/08/12	L	61-45	Arlington

OKLAHOMA CITY
Oklahoma City leads 3-0
Home: 0-1, Away: 0-1, Neutral: 0-1
01/15/82 L 57-78 Arlington
02/06/82 L 51-68 Oklahoma City, Okla.
12/02/82 L 59-84 Las Cruces, N.M.

PRAIRIE VIEW A&M
Series Tied 1-1
Home: 1-0, Away: 0-0, Neutral: 0-1
01/08/01 W 57-45 Arlington
11/27/09 L 58-65 Lubbock

03/03/99	W#	73-51	Shreveport, La.
03/02/00	L*	62-64	Arlington
01/04/01	L*	62-72	Huntsville
01/27/01	W*	53-49	Arlington
01/14/02	W*	97-52	Arlington
02/18/02	W*	78-70	Huntsville
01/16/03	W*	77-46	Arlington
02/20/03	W*	69-58	Huntsville
03/03/04	W*	72-48	Arlington
01/20/05	W*	66-43	Huntsville
01/28/06	W*	56-34	Arlington
03/01/06	W*	61-44	Huntsville
01/25/07	W*	76-50	Huntsville
02/22/07	W*	81-56	Arlington
01/31/08	W*	97-53	Arlington
02/28/08	W*	94-61	Huntsville
01/24/08	W*	87-73	Arlington
02/28/09	W*	83-65	Huntsville
01/23/10	L*(OT)	75-77	Huntsville
02/27/10	W*	87-76	Arlington
01/13/11	L*	53-67	Arlington
02/10/11	L*	65-71	Huntsville
01/11/12	L	58-41	Huntsville
02/08/12	L	61-45	Arlington

OKLAHOMA STATE
Oklahoma State leads 10-1
Home: 0-4, Away: 1-5, Neutral: 0-1
01/08/80 L 64-65 Stillwater, Okla.
12/04/80 L 56-57 Las Cruces, N.M.
01/06/81 L 66-78 Arlington
11/27/81 L 56-68 Stillwater, Okla.
11/30/88 L 64-88 Arlington
01/05/90 L 64-84 Stillwater, Okla.
12/31/03 W 59-57 Stillwater, Okla.
03/21/09 L\$ 72-82 Stillwater, Okla.
11/22/10 L 52-82 Stillwater, Okla.
12/22/12 L 90-54 Arlington
11/10/13 L 35-74 Stillwater, Okla.

RANGER JC
UTA leads 2-1
Home: 0-0, Away: 0-0, Neutral: 0-1
02/05/74 L 33-45 Arlington
01/31/75 W 69-42 Stephenville
01/27/87 W 85-57 Stephenville

03/03/99	W#	73-51	Shreveport, La.
03/02/00	L*	62-64	Arlington
01/04/01	L*	62-72	Huntsville
01/27/01	W*	53-49	Arlington
01/14/02	W*	97-52	Arlington
02/18/02	W*	78-70	Huntsville
01/16/03	W*	77-46	Arlington
02/20/03	W*	69-58	Huntsville
03/03/04	W*	72-48	Arlington
01/20/05	W*	66-43	Huntsville
01/28/06	W*	56-34	Arlington
03/01/06	W*	61-44	Huntsville
01/25/07	W*	76-50	Huntsville
02/22/07	W*	81-56	Arlington
01/31/08	W*	97-53	Arlington
02/28/08	W*	94-61	Huntsville
01/24/08	W*	87-73	Arlington
02/28/09	W*	83-65	Huntsville
01/23/10	L*(OT)	75-77	Huntsville
02/27/10	W*	87-76	Arlington
01/13/11	L*	53-67	Arlington
02/10/11	L*	65-71	Huntsville
01/11/12	L	58-41	Huntsville
02/08/12	L	61-45	Arlington

ORAL ROBERTS
Oral Roberts leads 7-3
Home: 1-2, Away: 2-4, Neutral: 0-1
01/07/80 L 68-76 Tulsa, Okla.
02/10/81 L 62-81 Arlington
11/28/81 L 66-70 Tulsa, Okla.
12/06/86 L 69-73 Tulsa, Okla.
11/26/88 L 80-81OT College Station
12/17/88 W 89-79 Tulsa, Okla.
12/03/02 W 62-55 Arlington
11/25/03 W 74-71 Tulsa, Okla.
11/12/10 L 58-110 Tulsa, Okla.
11/16/12 L 73-41 Arlington

RICE
UTA leads 4-2
Home: 2-1, Away: 2-1, Neutral: 0-0
03/03/83 L 51-68 Arlington
11/22/85 L 63-86 Houston
01/05/91 W 71-69 Arlington
12/30/91 W 77-67 Houston
12/06/07 W 77-72 Houston
11/13/09 W 81-64 Arlington

03/03/99	W#	73-51	Shreveport, La.
03/02/00	L*	62-64	Arlington
01/04/01	L*	62-72	Huntsville
01/27/01	W*	53-49	Arlington
01/14/02	W*	97-52	Arlington
02/18/02	W*	78-70	Huntsville
01/16/03	W*	77-46	Arlington
02/20/03	W*	69-58	Huntsville
03/03/04	W*	72-48	Arlington
01/20/05	W*	66-43	Huntsville
01/28/06	W*	56-34	Arlington
03/01/06	W*	61-44	Huntsville
01/25/07	W*	76-50	Huntsville
02/22/07	W*	81-56	Arlington
01/31/08	W*	97-53	Arlington
02/28/08	W*	94-61	Huntsville
01/24/08	W*	87-73	Arlington
02/28/09	W*	83-65	Huntsville
01/23/10	L*(OT)	75-77	Huntsville
02/27/10	W*	87-76	Arlington
01/13/11	L*	53-67	Arlington
02/10/11	L*	65-71	Huntsville
01/11/12	L	58-41	Huntsville
02/08/12	L	61-45	Arlington

OREGON
Oregon leads 1-0
Home: 0-0, Away: 0-1, Neutral: 0-0
12/19/94 L 61-68 Eugene, Ore.

SAINT LOUIS
Saint Louis leads 1-0
Home: 0-0, Away: 0-0, Neutral: 0-1
11/22/97 L 46-64 St. Louis, Mo.

SAN DIEGO STATE
UTA leads series 1-0
Home: 0-0, Away: 0-0, Neutral: 1-0
11/26/16 W 64-58 South Orange, N.J.

OUACHITA BAPTIST
UTA leads 2-0
Home: 1-0, Away: 1-0, Neutral: 0-0
01/09/82 W 71-55 Arlington
02/15/86 W 82-78 Arkadelphia, Ark.

ST. MARY'S (CALIF.)
Series tied 1-1
Home: 0-0, Away: 0-0, Neutral: 1-1
12/04/87 W (OT) 86-84 Fresno, Calif.
12/15/03 L 66-73 Honolulu, Hawaii

SAN JOSE STATE
San Jose State leads series 2-0
Home: 0-1, Away: 0-1, Neutral: 0-0
01/26/13 L 78-70 Arlington
02/28/13 L 71-49 San Jose, Calif

PANHANDLE STATE
Panhandle State leads 1-0
Home: 0-0, Away: 0-0, Neutral: 0-1
11/26/82 L 52-54 Abilene

ST. JOHN'S
St. John's leads 2-0
Home: 0-0, Away: 0-1, Neutral: 0-1
11/30/02 L (OT) 71-75 Malibu, Calif.
12/19/09 L 47-79 Jamaica, NY

SAN FRANCISCO
Series Tied 1-1
Home: 0-0, Away: 0-1, Neutral: 1-0
12/08/88 L 51-63 San Francisco, Calif.
11/29/10 W 70-67 Lubbock

PEPPERDINE
Series Tied 1-1
Home: 0-1, Away: 1-0, Neutral: 0-0
12/01/06 L (OT) 62-64 Arlington
11/23/07 W 64-54 Malibu, Calif

SAM HOUSTON STATE
UTA leads 41-16
Home: 20-6, Away: 17-11, Neutral: 3-0
02/22/75 W 58-57 Denton
01/30/76 W 59-56 Stephenville
11/10/78 W 75-68 Arlington
01/19/79 W 69-65 Huntsville
11/10/79 W 76-58 Arlington
02/01/80 W (OT) 61-56 Huntsville
02/12/85 W 62-61 Huntsville
01/07/87 L 68-79 Huntsville
01/28/88 L* 53-73 Huntsville
02/20/88 L* 57-75 Huntsville
01/26/89 L* 56-69 Arlington
02/18/89 W* 72-68 Huntsville
01/11/90 W* 97-67 Arlington
02/24/90 W* 63-53 Huntsville
01/26/91 L* 71-78 Huntsville
02/07/91 W* 78-60 Arlington
01/09/92 W* 81-71 Huntsville
02/08/92 W* 103-80 Arlington
01/21/93 W* 69-51 Arlington
02/20/93 W* 59-55 Huntsville
01/11/94 W* 77-51 Arlington
02/28/94 W* 72-52 Huntsville
01/26/95 W* 50-49 Arlington
02/25/95 L* 57-65 Huntsville
01/13/96 L* 51-52 Arlington
02/08/96 L* 52-70 Huntsville
01/05/97 W* 75-59 Arlington
02/13/97 L* 64-66 Huntsville
01/29/98 W* 80-51 Huntsville
02/25/98 W* 83-59 Arlington
12/28/98 W* 64-58 Huntsville
02/27/99 W* 77-76 Arlington

SEATTLE U.
Seattle leads 2-0
Home: 0-1, Away: 0-1, Neutral: 0-0
01/17/13 L 69-53 Seattle, Wash.
02/16/13 L 78-64 Arlington

PITTSBURG STATE
Series Tied 1-1
Home: 0-0, Away: 0-1, Neutral: 0-0
11/30/80 L 43-55 Pittsburg, Kan.
11/12/07 W 69-56 Arlington

SETON HALL
Series Tied 1-1
Home: 0-1, Away: 1-0, Neutral: 0-0
11/24/15 L 54-61 Arlington
11/26/16 W 86-61 South Orange, N.J.

SIMON FRASER (CANADA)
UTA leads 1-0
Home: 0-0, Away: 0-0, Neutral: 1-0
12/05/80 W 69-45 Las Cruces, N.M.

PITTSBURGH
Pittsburgh leads 1-0
Home: 0-0, Away: 0-0, Neutral: 0-1
11/26/94 L 64-74 Las Vegas, Nev.
12/20/10 L 61-95 Las Vegas, Nev.

SMU
UTA leads 21-16
Home: 7-3, Away: 7-13, Neutral: 7-0
03/02/73 W 34-26 Denton
03/16/73 W 35-17 Commerce
03/02/74 W 57-33 Denton
03/15/74 W 57-27 Arlington
02/28/75 W 70-24 Denton
02/27/76 W 81-39 Commerce
02/28/76 W 84-39 Commerce
02/07/77 W 78-65 Dallas
02/17/77 W 81-56 Dallas
12/02/77 W 66-53 Dallas
03/02/78 W 70-64 Wichita Falls
01/06/79 W 60-46 Arlington
02/12/79 W 76-59 Dallas
02/23/79 W 80-65 Waco
12/15/79 L 55-65 Dallas
02/18/80 W 81-70 Arlington
11/18/80 L 51-53 Dallas

SEATTLE U.
Seattle leads 2-0
Home: 0-1, Away: 0-1, Neutral: 0-0
01/17/13 L 69-53 Seattle, Wash.
02/16/13 L 78-64 Arlington

TEAM

LAST SEASON

RECORDS

HISTORY

HEAD-TO-HEAD RESULTS

02/09/81	W	73-68	Arlington	Home: 0-0, Away: 0-2, Neutral: 0-1	03/09/04	W#	69-61	Arlington	
11/24/81	L	56-67	Dallas	01/11/79	L	46-74	Hattiesburg, Miss.	Arlington	
02/01/82	L	49-66	Arlington	11/29/79	L	58-76	Natchitoches, La.	Nacogdoches	
12/08/82	L	42-54	Dallas	01/03/85	L	55-78	Hattiesburg, Miss.	Arlington	
11/25/83	L	71-79	Dallas	SOUTHERN UTAH					Arlington
12/06/83	W	79-78	Arlington	UTA leads 1-0					Arlington
12/10/84	L	76-85	Arlington	Home: 0-0, Away: 1-0, Neutral: 0-0					Nacogdoches
12/09/87	L	56-81	Dallas	11/29/04	W	62-55	Cedar City, Utah	Houston	
01/04/89	W	70-54	Dallas	SOUTHEAST MISSOURI					Nacogdoches
11/25/89	W	61-55	Dallas	UTA leads 2-0					Arlington
12/07/89	W	74-65	Arlington	Home: 1-0, Away: 1-0, Neutral: 0-0					Nacogdoches
12/04/90	L	64-76	Dallas	12/12/09	W	66-54	Cape Girardeau, Mo.	Arlington	
11/23/91	L	76-77	Arlington	11/27/10	W	54-40	Arlington	Nacogdoches	
12/01/92	L	66-70	Dallas	SOUTHWESTERN					Nacogdoches
11/28/03	L	71-74	Dallas	UTA leads 5-0					Nacogdoches
12/11/04	L	40-65	Dallas	Home: 4-0, Away: 1-0, Neutral: 0-0					Arlington
11/30/05	L	58-67	Dallas	02/08/83	W	58-54	Georgetown	Arlington	
12/03/06	L	64-67	Dallas	02/20/84	W	85-57	Arlington	Arlington	
12/8/07	L	66-97	Dallas	02/23/85	W	83-73	Arlington	Arlington	
11/14/08	W	85-79	Dallas	02/03/86	W	79-68	Arlington	Arlington	
SOUTH ALABAMA									
UTA leads 7-3									
Home: 2-1, Away: 2-1, Neutral: 2-0									
11/21/98	W	73-61	Fayetteville, Ark.	02/16/87	W	75-62	Arlington	Arlington	
1/25/14	L*	72-73 (OT)	Arlington	STANFORD					Arlington
3/08/14	L*	57-60 (OT)	Mobile, Ala.	Stanford leads 1-0					Arlington
01/03/15	W*	59-49	Arlington	Home: 0-0, Away: 0-0, Neutral: 0-1					Arlington
02/14/15	W*	63-46	Mobile, Ala.	12/06/80	L	65-75	Las Cruces, N.M.	Arlington	
01/16/16	L*	55-59	Mobile, Ala.	STEPHEN F. AUSTIN					Arlington
03/03/16	W*	53-49	Arlington	Stephen F. Austin State leads 47-18					Arlington
01/12/17	W*	73-49	Mobile, Ala.	Home: 11-17, Away: 6-23, Neutral: 2-6					Arlington
02/25/17	W*	53-41	Arlington	03/14/75	L	55-70	Commerce	Arlington	
03/09/17	W	65-53	New Orleans, La.	03/15/75	L	56-72	Commerce	Arlington	
SOUTH FLORIDA									
South Florida leads 2-1									
Home: 1-0, Away: 0-2, Neutral: 0-0									
12/28/92	L	62-69	Tampa, Fla.	02/27/76	L	61-68	Commerce	Arlington	
12/03/93	W	81-54	Arlington	02/28/76	L	54-69	Commerce	Arlington	
11/19/05	L	50-74	Tampa, Fla.	03/06/76	L	66-84	Nacogdoches	Arlington	
SOUTHEASTERN LOUISIANA									
UTA leads 16-6									
Home: 8-3, Away: 8-3, Neutral: 0-0									
02/01/84	W	71-55	Arlington	03/10/76	W	70-69	Magnolia, Ark.	Arlington	
01/05/85	L	57-69	Hammond, La.	01/20/86	L	67-85	Nacogdoches	Arlington	
01/15/98	W*	64-45	Hammond, La.	02/25/87	L	60-75	Arlington	Arlington	
01/02/98	W*	70-44	Arlington	02/04/88	L*	49-90	Nacogdoches	Arlington	
01/04/99	W*	70-55	Arlington	02/11/88	L*	63-76	Arlington	Arlington	
01/13/00	W*	66-46	Hammond, La.	02/02/89	L*	46-86	Nacogdoches	Arlington	
12/28/00	L*	68-70	Arlington	02/09/89	L*	50-60	Arlington	Arlington	
02/03/01	L*	63-72	Hammond, La.	01/27/90	L*	55-82	Arlington	Arlington	
12/17/01	W*	67-61	Hammond, La.	02/08/90	L*	56-97	Nacogdoches	Arlington	
02/04/02	W*	64-47	Arlington	03/09/90	L#	50-83	Nacogdoches	Arlington	
01/09/03	W*	47-38	Hammond, La.	01/10/91	L*	57-95	Nacogdoches	Arlington	
02/13/03	W*	73-57	Arlington	02/23/91	L*	77-97	Arlington	Fort Worth	
02/07/04	W*	85-41	Arlington	03/08/91	L#	65-97	Nacogdoches	Fort Worth	
01/08/05	W*	73-58	Hammond, La.	01/11/92	L*	63-79	Nacogdoches	Arlington	
01/19/06	W*	61-43	Hammond, La.	02/06/92	L*	61-80	Arlington	Fort Worth	
02/25/06	W*	58-33	Arlington	03/13/92	L#	55-66	Nacogdoches	Fort Worth	
01/13/07	W*	51-43	Arlington	01/23/93	L*	52-70	Arlington	Fort Worth	
01/19/08	W*	72-60	Hammond, La.	02/18/93	L*	60-74	Nacogdoches	Arlington	
02/18/09	L*	74-82	Arlington	02/14/94	L*	70-73	Arlington	Arlington	
02/17/10	W*	74-64	Hammond, La.	03/02/94	L*	67-85	Nacogdoches	Fort Worth	
02/19/11	L*	57-66	Arlington	01/28/95	W*	61-54	Arlington	Arlington	
02/18/12	L	71-41	Hammond, La.	02/23/95	L*	73-80	Nacogdoches	Fort Worth	
SOUTHERN									
UTA leads 1-0									
Home: 0-0, Away: 0-0, Neutral: 1-0									
11/28/87	W	82-74	Springfield, Mo.	03/06/95	L#	84-93	Nacogdoches	Fort Worth	
SOUTHERN ARKANSAS									
UTA leads 1-0									
Home: 0-0, Away: 0-0, Neutral: 1-0									
03/10/76	W	71-59	Magnolia, Ark.	01/11/96	L*	51-81	Arlington	Arlington	
SOUTHERN MISSISSIPPI									
Southern Mississippi leads 3-0									
02/11/99	W*	76-61	Arlington	02/10/96	L*	59-81	Nacogdoches	Fort Worth	
03/04/99	L#	63-70	Shreveport, La.	01/02/97	L*	64-74	Arlington	Fort Worth	
01/22/00	L*	47-60	Arlington	02/15/97	L*	68-86	Nacogdoches	Fort Worth	
03/04/00	L*	49-76	Nacogdoches	01/03/98	L*	69-85	Arlington	Fort Worth	
01/22/01	L*	49-72	Nacogdoches	02/21/98	L*	55-97	Nacogdoches	Fort Worth	
02/24/01	L*	52-62	Arlington	02/08/99	L*	61-76	Nacogdoches	Fort Worth	
02/11/02	L*	45-78	Arlington	02/11/99	W*	76-61	Arlington	Fort Worth	
03/02/02	L*	55-78	Nacogdoches	03/04/99	L#	63-70	Shreveport, La.	Fort Worth	
01/25/03	L*	56-57	Nacogdoches	01/22/00	L*	47-60	Arlington	Fort Worth	
02/06/03	W*	69-61	Arlington	03/04/00	L*	49-76	Nacogdoches	Fort Worth	
01/24/04	L*	54-58	Nacogdoches	01/22/01	L*	49-72	Nacogdoches	Fort Worth	
02/14/04	W*	68-45	Arlington	02/24/01	L*	52-62	Arlington	Fort Worth	
TARLETON STATE									
UTA leads 10-5									
Home: 2-1, Away: 5-2, Neutral: 3-2									
02/08/74	L	43-52	Waco	02/11/02	L*	45-78	Arlington	Fort Worth	
02/15/74	L	43-50	Houston	03/02/02	L*	55-78	Nacogdoches	Fort Worth	
02/14/75	W	49-44	Houston	01/25/03	L*	56-57	Nacogdoches	Fort Worth	
01/22/76	W	70-47	Arlington	02/06/03	W*	69-61	Arlington	Fort Worth	
01/31/76	W	71-65	Stephenville	01/24/04	L*	54-58	Nacogdoches	Fort Worth	
03/05/76	W	80-61	Nacogdoches	02/06/03	W*	69-61	Arlington	Fort Worth	
12/03/76	L	68-72	Stephenville	01/24/04	L*	54-58	Nacogdoches	Fort Worth	
01/17/77	L	70-74	Arlington	02/14/04	W*	68-45	Arlington	Fort Worth	
02/13/77	W	81-69	San Angelo	TEMPLE JC					Fort Worth
11/19/77	W	72-69	Stephenville	Temple JC leads 8-2					Fort Worth
01/30/78	W	64-50	Stephenville	Home: 1-2, Away: 1-3, Neutral: 0-3					Fort Worth
01/31/81	W	56-54	Stephenville	02/11/74	L	30-61	Arlington	Fort Worth	
01/30/82	W	73-58	Stephenville	03/05/74	L	49-66	Arlington	Fort Worth	
01/29/83	L	53-81	Stephenville	02/15/75	L	26-51	Houston	Fort Worth	
01/07/91	W	87-66	Arlington	02/18/75	L	39-57	Arlington	Fort Worth	
TCU									
TCU leads 17-13									
Home: 11-2, Away: 2-15, Neutral: 0-0									
01/24/74	W	45-33	Arlington	02/25/75	L	36-77	Fort Worth	Fort Worth	
02/25/74	W	51-29	Arlington	12/02/03	L	43-73	Fort Worth	Fort Worth	
01/29/76	W	78-24	Arlington	01/02/05	L	42-60	Fort Worth	Fort Worth	
12/07/76	W	101-43	Arlington	12/30/05	L	58-70	Fort Worth	Fort Worth	
11/17/77	W	79-64	Arlington	12/10/06	L	67-71	Fort Worth	Fort Worth	
11/29/77	W	74-66	Arlington	01/04/08	L	42-97	Fort Worth	Fort Worth	
11/20/78	W	91-62	Arlington	11/20/08	L	45-70	Fort Worth	Fort Worth	
02/06/79	L	59-60	Fort Worth	12/08/10	L	39-81	Fort Worth	Fort Worth	
12/04/79	L	68-76	Fort Worth	RECORDS					
12/08/80	W	61-52	Arlington	HISTORY					
11/30/81	W	69-61	Fort Worth						
01/25/83	L	56-69	Fort Worth						
02/21/83	W	72-60	Arlington						
11/29/83	W	72-52	Fort Worth						
12/07/83	W	69-55	Arlington						
11/26/85	W	89-84	Arlington						
12/04/86	L	72-75	Fort Worth						
11/30/87	L	79-94	Arlington						
12/18/87	L	61-81	Fort Worth						
12/06/88	L	77-90	Fort Worth						
12/05/89	L	58-60	Arlington						
12/11/90	L	64-70	Fort Worth						
12/02/00	L	36-77	Fort Worth						
12/02/03	L	43-73	Fort Worth						
01/02/05	L	42-60	Fort Worth						
12/30/05	L	58-70	Fort Worth						
12/10/06	L	67-71	Fort Worth						
01/04/08	L	42-97	Fort Worth						
11/20/08	L	45-70	Fort Worth						
12/08/10	L	39-81	Fort Worth						

PREVIEW

TEAM

LAST SEASON

RECORDS

HISTORY

HEAD-TO-HEAD RESULTS

PREVIEW

02/03/78 L 79-89
 11/14/78 L 65-85
 01/26/79 L 51-88
 11/24/80 W 74-71
 01/12/81 W 50-48

TEXAS

Texas leads 11-0
Home: 0-1, Away: 0-8, Neutral: 0-2
 02/04/77 L 71-88
 03/09/77 L 64-86
 11/29/78 L 30-86
 01/25/79 L 34-89
 12/08/79 L 56-87
 02/24/81 L 51-96
 02/25/82 L 57-78
 12/18/02 L 44-73
 12/21/04 L 24-69
 11/29/07 L 60-76
 01/05/10 L 41-84

TEXAS-EL PASO

UTA leads 3-1
Home: 2-0, Away: 1-1, Neutral: 0-0
 11/29/91 W 69-56
 12/30/98 W 68-45
 12/14/99 L 50-51
 12/04/05 W 58-53

UT PAN AMERICAN (UTRGV)

UTPA leads 7-3
Home: 3-1, Away: 2-2, Neutral: 2-0
 12/06/85 W 95-64
 12/13/97 W 66-28
 01/26/98 W 102-60
 12/01/00 W 60-59
 11/25/02 W 67-38
 01/02/04 W 85-46
 12/04/10 W 81-72
 12/18/11 L(OT) 72-65
 12/04/12 L 59-57
 12/18/13 L 63-75

UTSA

UTA leads 32-28
Home: 19-8, Away: 10-18, Neutral: 3-2
 01/04/82 L 55-56
 02/08/82 W 75-50
 01/04/83 L 30-56
 01/08/87 L 43-67
 02/15/88 W 75-67
 01/03/91 L 69-83
 02/04/91 L 63-69
 01/02/92 W* 76-71
 02/10/92 W* 65-59
 01/28/93 L* 63-70
 02/27/93 W* 53-44
 01/27/94 W* 70-52
 02/26/94 W* 76-69
 02/13/95 L* 62-64
 03/02/95 W* 86-61
 02/19/96 W* 66-54
 02/29/96 W* 70-56
 01/21/97 W* 59-43
 02/22/97 L* 43-51
 03/05/97 W# 70-41
 01/10/98 W* 58-51
 02/14/98 L* 63-74
 01/07/99 W* 61-47
 02/25/99 W* 53-52
 12/30/99 W* 54-47
 02/03/00 W* 60-42
 12/07/00 L* 49-66
 02/10/01 L* 42-64
 12/20/01 L* 41-43
 01/28/02 L* 48-51
 12/30/02 W* 56-47
 03/01/03 L* 39-55
 01/10/04 W* 55-47
 02/18/04 L* 43-55

San Angelo 02/10/05 W* 57-43
 Temple 02/26/05 L* 46-48
 Austin 02/16/06 L*(2OT) 67-68
 Temple 03/08/06 L#(3OT) 75-76
 Arlington 01/23/07 W* 67-38
 02/15/07 W* 68-52
 03/09/07 W# 70-52
 01/24/08 L* 53-76
 02/21/08 L* 46-63
 Waco 03/14/08 L# 67-77
 Austin 01/17/09 W* 76-59
 Austin 02/14/09 W* 69-60
 Austin 03/14/09 L# 63-74
 Arlington 01/16/10 L* 51-69
 Austin 02/13/10 W* 78-71
 Plainview 03/09/10 W# 68-63
 Austin 02/02/11 W* 56-55
 Austin 03/05/11 L* 53-77
 Austin 02/01/12 W 51-40
 Austin 03/03/12 W 75-65
 01/10/13 L 59-57
 02/09/13 L 73-45
 11/17/13 L 56-74
 12/02/14 L 56-63
 Arlington 12/21/15 W 51-47
 Arlington 11/13/16 W 75-54

TEXAS A&M

Texas A&M leads 9-3
Home: 0-1, Away: 0-5, Neutral: 3-3
 02/08/74 W 41-29
 02/15/74 W 57-42
 02/06/76 W 71-63
 03/05/77 L 51-69
 01/26/79 L 55-71
 02/15/79 L 45-72
 11/14/79 L 63-81
 02/16/80 L 68-90
 11/25/88 L 67-86
 12/14/02 L 70-72
 03/17/07 L\$ 50-58
 12/28/07 L 55-69
 \$ - NCAA Tournament

TEXAS A&M-COMMERCE

UTA leads 10-2
Home: 5-0, Away: 3-1, Neutral: 2-1
 03/17/73 L 20-43
 03/01/74 L 42-47
 03/14/75 W 64-51
 01/12/77 W 59-55
 02/25/77 W 82-52
 11/22/77 W 69-49
 01/24/81 W 56-43
 02/02/81 W 75-52
 01/28/82 W 73-51
 01/14/87 W 82-67
 11/22/03 W 87-50
 12/18/16 W 80-50

TEXAS A&M-CORPUS CHRISTI

UTA leads 12-7
Home: 5-3, Away: 4-4, Neutral: 1-0
 01/10/00 W 63-45
 11/18/00 L 51-71
 01/23/02 L 43-56
 11/23/02 L 51-54
 01/20/07 W* 75-60
 02/17/07 W* 72-54
 01/26/08 W* 54-41
 02/23/08 WOT* 63-56
 02/04/09 W* 88-62
 03/07/09 W* 78-61
 03/10/09 W# 91-59
 02/03/10 L* 66-72
 03/06/10 L* 57-65
 01/19/11 W* 66-63
 03/02/11 W* 77-73
 01/18/12 L 61-51
 02/29/12 L 74-54

Arlington 12/21/13 W 75-64
 San Antonio 12/13/15 W 42-28

TEXAS SOUTHERN

Texas Southern leads 8-6
Home: 4-4, Away: 2-3, Neutral: 0-1
 02/12/76 W 2-0 (FF)
 12/10/77 L 44-46
 12/04/78 W 70-63
 01/20/79 L 55-67
 01/24/80 L 60-69
 11/13/81 L 61-67
 01/30/84 L 63-64
 12/09/94 W 58-35
 12/05/95 W 60-51
 12/01/97 W 68-49
 12/29/97 W 83-41
 11/25/00 L 48-54
 12/29/01 L 53-65
 12/30/08 L 57-67

TEXAS STATE

Texas State leads 38-30
Home: 15-14, Away: 14-17, Neutral: 1-7
 02/23/73 L 25-49
 02/16/74 L 36-46
 02/05/77 L 66-68
 02/03/78 W 71-68
 02/24/94 W* 75-65
 03/10/94 L# 64-70
 01/17/95 L* 63-75
 02/28/95 L* 69-89
 01/22/96 L* 58-60
 03/02/96 L* 60-77
 01/15/97 L* 58-63
 02/20/97 W* 53-46
 03/06/97 L# 56-58
 01/08/98 W* 71-50
 02/12/98 W* 63-41
 01/09/99 W* 64-49
 12/28/99 W* 52-49
 02/05/00 L* 51-57
 03/07/00 L# 54-70
 12/09/00 L* 52-69
 02/08/01 L* 60-65
 12/22/01 W* 71-66
 01/26/02 W* 72-46
 03/05/02 W# 68-64
 01/23/03 L* 61-70
 02/27/03 L* 68-72
 03/11/03 L# 52-79
 01/15/04 W* 67-54
 02/21/04 W* 79-64
 02/05/05 L* 59-67
 03/02/05 W* 65-51
 01/12/06 W* 88-54
 02/02/07 W* 79-50
 03/02/07 W* 81-60
 01/10/09 W* 67-53
 01/31/09 W* 71-66
 01/09/10 W* 66-60
 01/30/10 W* 71-59
 01/29/11 L* 57-61
 02/12/11 W* 79-63
 01/28/12 L* 90-73
 02/11/12 W* 61-46
 01/12/13 L* 63-57
 02/7/13 W* 73-72
 01/15/14 L* 60-68
 02/15/14 L* 48-54
 01/19/15 L* 53-60
 02/12/15 L* 58-65
 03/11/15 L 46-52
 02/09/16 W* 80-48
 03/01/16 W* 78-69
 01/07/17 W* 61-39
 02/04/17 L* 69-75

TEXAS TECH

Texas Tech leads 14-1

TEAM

LAST SEASON

RECORDS

HISTORY

HEAD-TO-HEAD RESULTS

Home: 1-1, Away: 0-9, Neutral: 0-3

02/01/74	L	38-43	Stephenville
12/17/75	W	75-65	Arlington
12/05/78	L	66-69	Arlington
02/02/79	L	53-73	Lubbock
12/05/81	L	54-62	Las Cruces, N.M.
12/18/89	L	65-76	Arlington
12/13/90	L	53-77	Lubbock
11/15/98	L	47-71	Lubbock
11/20/00	L	40-78	Lubbock
03/19/05	L\$	49-69	Dallas
12/06/06	L	49-64	Lubbock
11/23/08	L	45-70	Lubbock
11/28/09	L	37-71	Lubbock
12/07/11	L	88-48	Lubbock
12/22/16	L	60-79	Lubbock

! - Texas Tech later forfeited
\$ - NCAA Tournament

TEXAS WESLEYAN

UTA leads 27-5

Home: 13-2, Away: 7-1, Neutral: 7-2

03/16/73	L	28-34	Commerce
01/19/74	W	43-30	Fort Worth
03/13/74	W	39-30	Arlington
02/03/75	W	52-38	Arlington
02/28/75	W	49-46	Denton
01/12/76	W	63-41	Arlington
02/10/76	W	65-51	Fort Worth
12/08/76	W	78-75	Arlington
01/22/77	W	80-58	Arlington
01/29/77	L	58-69	Stephenville
02/26/77	W	62-59	Waco
01/23/78	W (OT)	69-66	Fort Worth
01/28/78	W	74-62	Stephenville
02/04/78	W	92-90	San Angelo
02/15/78	W	68-59	Arlington
12/11/78	L	71-72	Arlington
01/23/79	L	51-66	Fort Worth
12/10/79	W	75-55	Arlington
11/25/80	W	71-61	Fort Worth
01/19/81	W	75-63	Arlington
01/30/81	W	79-73	Stephenville
12/07/81	W	67-58	Arlington
01/16/82	W	72-58	Fort Worth
01/29/82	W	57-54	Stephenville
12/06/82	W	55-47	Fort Worth
01/10/83	W	60-49	Arlington
01/28/83	W	65-60	Stephenville
02/02/87	W	64-51	Fort Worth
11/26/96	W	64-43	Arlington
12/18/97	W	80-36	Arlington
12/05/98	W	47-42	Arlington
11/30/99	L	58-59	Arlington

TEXAS WOMAN'S

UTA leads 10-4

Home: 7-1, Away: 3-3, Neutral: 0-0

12/10/75	L	71-84	Arlington
02/03/76	W	73-67	Denton
02/20/76	W	89-70	Arlington
11/30/76	W	66-55	Denton
01/14/76	W	66-53	Arlington
12/06/77	W	70-64	Arlington
01/16/78	W	61-39	Arlington
02/17/79	L	61-87	Denton
11/13/79	W	64-50	Arlington
02/14/80	L (OT)	82-83	Denton
11/20/80	L	53-56	Denton
01/27/81	W	63-62	Arlington
01/20/82	W	68-51	Arlington
02/16/82	W	68-43	Denton

TRINITY

UTA leads 1-0

Home: 0-0, Away: 0-0, Neutral: 1-0

02/05/76	W	87-67	Waco
----------	---	-------	------

TROY

Troy leads 7-3

Home: 2-2, Away: 1-3, Neutral: 1-1

12/16/05	W	65-54	Orlando, Fla.
01/22/14	L*	62-85	Arlington
03/05/14	L*	72-88	Troy, Ala.
01/05/15	L*	63-70	Troy, Ala.
01/31/15	W*	70-67	Arlington
01/14/16	L*	71-88	Troy, Ala.
03/05/16	L*	70-80	Arlington
01/14/17	L*	68-85	Troy, Ala.
02/23/17	W*	78-72	Arlington
03/11/17	L	59-88	New Orleans, La.

TULANE

Tulane leads series 2-1

Home: 0-0, Away: 1-2, Neutral: 0-0

11/23/90	W	83-77	New Orleans, La.
12/30/06	L	65-68	New Orleans, La.
03/16/17	L\$	53-62	New Orleans, La.

\$ - Women's NIT

TULSA

UTA leads 1-0

Home: 0-0, Away: 1-0, Neutral: 0-0

12/29/08	W	67-65	Tulsa, Okla.
----------	---	-------	--------------

UC IRVINE

UTA leads 1-0

Home: 1-0, Away: 0-0, Neutral: 0-0

12/21/95	W	78-72	Arlington
----------	---	-------	-----------

ULM

ULM leads 34-24

Home: 13-15, Away: 10-19, Neutral: 1-0

01/10/81	W	70-54	Arlington
02/07/81	L	57-62	Monroe, La.
02/26/83	L*	53-84	Arlington
02/04/84	L*	57-69	Monroe, La.
03/01/84	L*	69-90	Arlington
02/04/85	L*	53-95	Arlington
02/28/05	L*	54-100	Monroe, La.
01/25/86	L*	71-73	Arlington
02/20/86	L*	58-90	Monroe, La.
01/24/87	L*	59-78	Monroe, La.
02/19/87	L*	75-94	Arlington
01/21/88	L*	65-96	Monroe, La.
02/27/88	L*	65-82	Arlington
01/19/89	L*	61-92	Monroe, La.
02/25/89	L*	67-82	Arlington
01/20/90	L*	53-68	Monroe, La.
02/17/90	L*	67-71	Arlington
01/19/91	L*	73-86	Arlington
02/16/91	L*	64-85	Monroe, La.
01/30/92	W*	94-80	Monroe, La.
02/29/92	W*	78-69	Arlington
03/12/92	W#	74-69	Nacogdoches
01/04/93	L*	53-74	Arlington
03/03/93	L*	46-56	Monroe, La.
01/22/94	W*	66-62	Arlington
02/17/94	L*	73-83	Monroe, La.
01/07/95	W*	66-48	Arlington
02/02/95	L*	76-79	Monroe, La.
01/25/96	W*	79-66	Arlington
02/24/96	W*	81-71	Monroe, La.
01/23/97	W*	73-56	Monroe, La.
02/27/97	W*	67-49	Arlington
02/07/98	W*	65-62	Monroe, La.
01/16/99	W*	72-54	Arlington
02/20/99	L*	51-63	Monroe, La.
01/08/00	L*	52-60	Monroe, La.
02/12/00	W*	60-55	Arlington
01/13/01	L*	61-73	Arlington
03/01/01	L*	68-79	Monroe, La.
01/07/02	W*	67-62	Monroe, La.
02/25/02	W*	59-44	Arlington
02/01/03	W*	67-63	Monroe, La.
03/07/03	L*	44-59	Arlington
01/07/04	L*	66-70	Arlington
02/05/04	L*	49-57	Monroe, La.
03/11/04	W#	56-53	Monroe, La.
01/22/05	W*	58-44	Arlington

02/19/05	L*	47-59	Monroe, La.
03/12/05	W#	60-54	Monroe, La.
01/22/05	W*	58-44	Arlington
01/08/14	L	67-84	Arlington
02/12/14	L	65-70	Monroe, La.
01/8/15	L	51-63	Arlington
01/22/15	L	51-56	Monroe, La.
01/28/16	W	60-50	Monroe, La.
02/20/16	W	40-32	Arlington
01/21/17	W	93-59	Arlington
03/02/17	W	83-47	Monroe, La.

UTAH STATE

Utah leads series 2-0

Home: 0-1, Away: 0-1, Neutral: 0-0

01/23/13	L	93-83	Arlington
03/02/13	L	81-57	Logan, Utah

VANDERBILT

Vanderbilt leads 1-0

Home: 0-0, Away: 0-1

12/03/91	L	62-104	Nashville, Tenn.
----------	---	--------	------------------

VILLANOVA

Villanova leads 1-0

Home: 0-0, Away: 0-0, Neutral: 0-1

11/28/04	L	53-59	Las Vegas, Nev.
----------	---	-------	-----------------

VCU

VCU leads 1-0

Home: 0-1, Away: 0-0, Neutral: 0-1

11/24/13	L	63-74 (OT)	Arlington
----------	---	------------	-----------

WAKE FOREST

UTA leads 1-0

Home: 0-0, Away: 0-0, Neutral: 1-0

11/21/97	W	65-44	St. Louis, Mo.
----------	---	-------	----------------

WAYLAND BAPTIST

Wayland Baptist leads 4-0

Home: 0-1, Away: 0-1, Neutral: 0-2

03/06/76	L	47-100	Nacogdoches
02/22/79	L	52-66	Waco
02/11/83	L	56-80	Plainview
01/09/85	L	59-79	Arlington

WAYNE STATE

UTA leads 1-0

Home: 0-0, Away: 0-0, Neutral: 1-0

11/29/80	W	54-45	Pittsburg, Kan.
----------	---	-------	-----------------

WEATHERFORD JC

Weatherford JC leads 5-1

Home: 0-2, Away: 0-0, Neutral: 1-3

02/11/74	L	35-42	Arlington
03/15/74	L	40-55	Arlington
01/31/75	L	51-74	Stephenville
01/31/76	L	58-70	Stephenville
02/13/76	L	69-70	Houston
01/21/78	W	65-69	Stephenville

WEBER STATE

Weber State leads 1-0

Home: 0-0, Away: 0-1, Neutral: 0-0

12/06/90	L	79-83	Ogden, Utah
----------	---	-------	-------------

WEST TEXAS A&M

West Texas A&M leads 7-5

Home: 1-2, Away: 0-3, Neutral: 4-2

02/02/74	L	39-55	Stephenville
03/01/75	L	58-68	Denton
03/27/75	L	72-73	Canyon
01/30/76	W	76-69	Stephenville
02/22/76	L	65-68	Arlington
01/29/77	W	84-59	Stephenville
02/02/78	W	68-62	San Angelo
01/29/81	W	56-41	Stephenville
11/16/81	W	60-59	Arlington
02/12/83	L	64-68	Canyon

PREVIEW

TEAM

LAST SEASON

RECORDS

HISTORY

HEAD-TO-HEAD RESULTS

PREVIEW

12/01/84 L 67-91 Canyon
 02/24/86 L 59-65 Arlington

WESTERN ILLINOIS

Western Illinois leads 1-0

Home: 0-0, Away: 0-0, Neutral: 0-1

11/29/86 L 85-88 Manhattan, Kan.

WESTERN KENTUCKY

Western Kentucky leads 3-1

Home: 0-2, Away: 1-1, Neutral: 0-0

1/29/14 L 46-59 Bowling Green, Ky.

3/01/14 L 70-94 Arlington

12/13/15 L 64-73 Arlington

11/16/16 W 71-68 Bowling Green, Ky.

WESTERN MICHIGAN

Western Michigan leads 1-0

Home: 0-0, Away: 0-0, Neutral: 0-1

12/19/11 L 67-63 Long Beach, Calif.

WICHITA STATE

Wichita State leads 2-3

Home: 2-0, Away: 0-2, Neutral: 0-1

12/05/92 W 68-61 Arlington

12/11/93 L 63-75 Wichita, Kan.

12/18/11 L 90-64 Long Beach, Calif.

11/22/14 L 61-71 Wichita, Kan.

11/20/16 W 74-70 Arlington

WISCONSIN

Wisconsin leads 1-0

Home: 0-0, Away: 0-0, Neutral: 0-1

11/29/02 L 49-58 Malibu, Calif.

WISCONSIN-MILWAUKEE

UTA leads 1-0

Home: 0-0, Away: 0-0, Neutral: 1-0

12/06/96 W 58-43 Albuquerque, N.M.

WYOMING

Series tied 1-1

Home: 0-1, Away: 0-0, Neutral: 1-0

01/09/86 L 68-78 Arlington

01/06/90 W 74-70 Stillwater, Okla.

TEAM

LAST SEASON

RECORDS

HISTORY

CONFERENCE TOURNAMENT RESULTS

YEAR	OPPONENT	W/L	SCORE	SITE
Southland Conference				
1983	McNeese State	L	66-76	Monroe, La.
1990	Stephen F. Austin	L	50-83	Nacogdoches
1991	Stephen F. Austin	L	65-97	Nacogdoches
1992	ULM	W	74-69	Nacogdoches
	Stephen F. Austin	L	55-66	Nacogdoches
1993	Northwestern State	L	47-65	Nacogdoches
1994	Texas State	L	64-70	Nacogdoches
1995	Stephen F. Austin	L	84-93	Nacogdoches
1996	Northwestern State	L	66-74	Shreveport, La.
1997	UTSA	W	70-41	Shreveport, La.
	Texas State	L	56-58	Shreveport, La.
1998	Northwestern State	L	52-55	Shreveport, La.
1999	Sam Houston State	W	77-76	Shreveport, La.
	Stephen F. Austin	L	63-70	Shreveport, La.
2000	Texas State	L	54-70	San Marcos
2002	Texas State	W	68-64	Arlington
	Northwestern State	L	59-66	Natchitoches, La.
2003	Texas State	L	52-79	San Marcos
2004	Stephen F. Austin	W	69-61	Nacogdoches
	ULM	W	56-53	Monroe, La.
	Northwestern State	L	71-78	Natchitoches, La.
2005	Stephen F. Austin	W	75-45	Arlington
	Northwestern State	W	74-45	Arlington
	ULM	W	60-54	Monroe, La.
2006	McNeese State	W	71-43	Arlington
	UTSA	L	75-76 (3OT)	Arlington
2007	Northwestern State	W	62-53	Houston
	UTSA	W	70-52	Houston
	Stephen F. Austin	W	68-47	Houston
2008	McNeese State	W	82-68	Lake Charles, La.
	UTSA	L	67-77	San Antonio
2009	A&M-Corpus Christi	W	91-59	Katy
	Lamar	W	67-62	Katy
	UTSA	L	63-74	Katy
2010	UTSA	W	68-63	Katy
	Lamar	L	61-70	Katy
Western Athletic Conference				
2013	New Mexico State	L	61-76	Las Vegas, Nev.
Sun Belt Conference				
2015	Texas State	L	46-52	New Orleans, La.
2016	Louisiana	L	53-59	New Orleans, La.
2017	South Alabama	W	65-53	New Orleans, La.
	Troy	L	88-59	New Orleans, La.

UTA RECORDS

By Round	W	L
First Round	12	13
Semifinals	4	8
Finals	2	2
By Site	W	L
Arlington	4	1
Houston	3	0
Katy	3	2
Lake Charles, La.	1	0
Las Vegas	0	1
Monroe, La.	2	1
Nacogdoches	2	6
Natchitoches, La.	0	2
New Orleans, La.	1	3
San Antonio	0	1
San Marcos	0	2
Shreveport, La.	2	4
By Opponents	W	L
Lamar	1	1
Louisiana	0	1
McNeese State	2	1
New Mexico State	0	1
Northwestern State	2	5
Sam Houston State	1	0
South Alabama	1	0
Stephen F. Austin	3	5
Texas A&M-CC	1	0
Texas State	1	5
Troy	0	1
ULM	3	0
UTSA	3	3
By Coaches	W	L
Connie Kelch	0	1
Jerry Isler	1	3
Mike Dean	2	8
Donna Capps	10	4
Samantha Morrow	4	3
Karen Blair	0	1
Krista Gerlich	1	3
TOTAL	18	30

ALL-TIME POSTSEASON RESULTS

YEAR	OPPONENT	W/L	SCORE	SITE
NCAA Tournament				
2005	Texas Tech	L	69-49	Dallas, Texas
2007	Texas A&M	L	58-50	Los Angeles, Calif.
Women's NIT				
1999	Baylor	L	71-60	Waco, Texas
2009	Oklahoma State	L	82-72	Stillwater, Texas
2017	Tulane	L	62-53	New Orleans, La.

By Round	W	L
First Round	0	5
By Site	W	L
Dallas	0	1
Los Angeles, Calif.	0	1
New Orleans, La.	0	1
Stillwater, Okla.	0	1
Waco	0	1
By Coaches	W	L
Mike Dean	0	1
Donna Capps	0	2
Krista Gerlich	0	1
Samantha Morrow	0	1
TOTAL	0	5

PREVIEW

TEAM

LAST SEASON

RECORDS

HISTORY

UTAATHLETICS

College Park Center
601 Spaniolo Dr
Arlington, Texas 76019

Gilstrap Athletic Center
1309 W. Mitchell
Arlington, Texas 76019

FIND UTA ATHLETICS ONLINE AT

 **UTAMAVS.COM**  **@UTAMavs**

 **UT Arlington Athletics**

 **UTAMavs**