



# Southern Miss

## 2017 Baseball Almanac



NCAA REGIONALS: 2016, 2011, 2010, 2009, 2008, 2007, 2006, 2005, 2004, 2003, 1999, 1991, 1990

NCAA SUPER REGIONALS: 2009 | COLLEGE WORLD SERIES: 2009 | C-USA CHAMPIONS: 2003, 2010, 2011, 2013, 2016



# Table of Contents/Quick Facts

| Table of Contents |   |
|-------------------|---|
| 1                 | 2017 Quick Facts                            |
| 2                 | Media Information/Travel Plans              |
| 3                 | Southern Miss IMG Sports Network            |
| 4                 | Pete Taylor Park/Hill Denson Field          |
| 5                 | 2017 Roster                                 |
| 6-8               | Head Coach Scott Berry                      |
| 9                 | Assistant Head Coach Chad Caillet           |
| 10                | Assistant Coach Michael Federico            |
| 11                | Assistant Coach B.A. Vollmuth/Support Staff |
| 12-22             | Player Biographies                          |
| 22-23             | Player Career Statistics                    |
| 24                | 2016 Statistics                             |
| 25                | 2016 Results                                |
| 26                | 2016 Conference USA Statistics              |
| 27                | 2016 Win-Loss Summary                       |
| 28                | 2016 Game Highs                             |
| 29-32             | 2017 Opponents                              |
| 33                | Series Records                              |
| 34                | Conference USA                              |
| 35                | 2016 Conference USA Standings/Awards        |
| 36                | Conference USA Baseball Accomplishments     |
| 37                | Individual Records                          |
| 38                | Team Records                                |
| 39-40             | Top Season Performances                     |
| 41-42             | Top Career Performances                     |
| 43                | Year-By-Year Summary                        |
| 44-46             | All-Time Letterwinners                      |
| 47                | Year-By-Year Batting Statistics             |
| 48                | Year-By-Year Pitching/Fielding Statistics   |
| 49-52             | Year-By-Year Leader                         |
| 53-67             | Year-By-Year Results                        |
| 68-69             | Postseason Tournaments                      |
| 70                | All-Americans                               |
| 71-73             | All-Time Honor Roll                         |
| 73                | All-Time Coaching Records                   |
| 74                | Professional Baseball                       |
| 75                | Golden Eagles in the MLB Draft              |
| 76                | Golden Eagles in the MLB                    |
| BC                | 2017 Schedule                               |

## University Information

|                           |                                    |
|---------------------------|------------------------------------|
| Founded                   | 1910                               |
| City/Zip                  | Hattiesburg, Miss./39406           |
| Enrollment                | 14,579                             |
| Nickname                  | Golden Eagles                      |
| School Colors             | Black and Gold                     |
| Stadium                   | Pete Taylor Park/Hill Denson Field |
| Dimensions                | 340-365-400-365-340                |
| Capacity                  | 6,600                              |
| Conference                | Conference USA                     |
| University President      | Rodney D. Bennett                  |
| Alma Mater                | Middle Tennessee (1990)            |
| Athletic Director         | TBA                                |
| Athletic Department Phone | 601.266.5017                       |
| Ticket Office Phone       | 601.266.5418                       |

## Media Relations

|   |   |
|---|---|
| Asst. AD/Media Relations (Baseball Contact) | Jack Duggan                                   |
| Duggan's Office                             | 601.266.5947                                  |
| Duggan's Cell                               | 601.596.5637                                  |
| Duggan's e-mail                             | jack.duggan@usm.edu                           |
| Director/Communications                     | David Cohen                                   |
| Graduate Assistants                         | Josie Copley, Sterling Randle, Ashleigh Young |
| Main Media Relations Phone                  | 601.266.4503                                  |

|                            |                      |
|----------------------------|----------------------|
| Fax                        | 601.266.4507         |
| Pete Taylor Park Press Box | 601.266.5684         |
| Website                    | www.southernmiss.com |

## Coaching Staff

|                        |                               |
|------------------------|-------------------------------|
| Head Coach             | Scott Berry                   |
| Alma Mater             | Southwest Missouri St. (1986) |
| Southern Miss Record   | 249-157-1 (8th Season)        |
| Career NCAA Record     | Same                          |
| Asst. Coach (Hitting)  | Chad Caillet, 10th season     |
| Alma Mater             | Southern Miss (1999)          |
| Asst. Coach (Pitching) | Michael Federico, 8th season  |
| Alma Mater             | Southern Miss (1999)          |
| Volunteer Assistant    | B.A. Vollmuth, 1st season     |
| Alma Mater             | Southern Miss (2016)          |
| Coor. of Baseball Ops. | Collin Carg                   |
| Baseball Office Phone  | 601.266.6542                  |
| Baseball Office Fax    | 601.266.5427                  |

## Baseball Support Staff

|                                 |   |
|---------------------------------|---|
| Sport Administrator             | Kent Hegenauer                          |
| Faculty Athletic Representative | Dr. Dennis Phillips                     |
| Certified Athletic Trainer      | Andrew Dodds                            |
| Strength and Conditioning Coach | Jack Wilson                             |
| Event Management                | Tim Atkinson                            |
| Academics                       | Kaylie Amato                            |
| Compliance                      | Anthony Martinez                        |
| Marketing                       | Kyle George                             |
| Student Managers                | Andrew Crowe, Kyle Cruce, Jeremy Newsom |
| Public Address                  | Jackson Walker                          |

## Team Information

|                                |                                      |
|--------------------------------|--------------------------------------|
| 2016 Overall Record            | 41-20                                |
| 2016 C-USA Record (Finish)     | 20-10 (3rd)                          |
| 2016 Postseason                | C-USA Touney Champs; NCAA Reg. (1-2) |
| Lettermen Returning/Lost       | 17/15                                |
| Newcomers                      | 21                                   |
| Starters Returners/Lost        | 4/5                                  |
| Pitchers Returners/Lost        | 12*/8                                |
| NCAA Appearances (Most Recent) | 13 (2016)                            |

\* includes one pitcher that also is a position player

## Key Returners

|                            |                 |
|----------------------------|-----------------|
| Dylan Burdeaux (Sr./1B-OF) | 335/11/41       |
| Taylor Braley (Jr./3B)     | 323/10/31       |
| Daniel Keating (Jr./OF-DH) | 303/5/29        |
| Kirk McCarty (Jr./LHP)     | 8-1/3.15        |
| Nick Sandlin (So./RHP)     | 3-3/2.38/12 Svs |
| Hayden Roberts (So./RHP)   | 0-0/3.95        |

## Top Newcomers

|                |                       |
|----------------|-----------------------|
| Cole Donaldson | C/So. (Hutchinson CC) |
| Jaylon Keys    | INF/Jr. (Meridian CC) |
| Calder Mikell  | RHP/So. (Jones CC)    |
| Jake Davis     | LHP/Jr. (Howard CC)   |

## Key Losses

|                           |               |
|---------------------------|---------------|
| Tim Lynch (1B/Sr.)^       | 365/10/59     |
| Jake Sandlin (CF/Sr.)     | 353/7/39      |
| Nick Dawson (SS/Sr.)      | 328/2/37      |
| Chuckie Robinson (C/Jr.)^ | 288/7/44      |
| Cord Cockrell (RHP/Sr.)   | 7-2/4.26      |
| Jake Winston (RHP/Sr.)^   | 7-2/4.68/1 Sv |

^ Signed a professional contract



# Media Information

## Interviews Policies

For player and coaches interviews, please contact Jack Duggan in the Athletic Communications Office (601-266-4503) at least one day in advance of the requested interview.

All interviews, both players and coaches, MUST be arranged through the Southern Miss Athletic Communications Office, there are no exceptions to this rule.

Coach Scott Berry is normally available each non-game day morning for interviews arranged in advance through the Athletic Communications office.

After all games, Coach Berry and requested players will be available for interviews on the field, following a 10-minute, cooling-off period.

## Rogers, Thames & Welch Baseball Center

The Rogers, Thames and Welch Baseball Center is closed to all members of the media without permission from the Athletic Communications Office.

## Southern Miss Press Box

As a part of the recent expansion of Pete Taylor Park, the University of Southern Miss Athletic Athletic Communications Office is grateful to operate one of the finest collegiate press boxes in the nation.

The press box can accommodate 25-30 people in the main media room in addition to spacious radio booths for the home and visiting team and an oversized booth for television use. The press box is equipped with wireless internet capabilities and standard telephone lines. The press box can be accessed by the elevator in the main concourse. Admission to the press box is by working credential only.

## Press Parking

The parking lot at Pete Taylor Park is reserved parking, with limited spots available to working media. For more information contact Jack Duggan. Open parking spots are available on a first-come basis at Reed Green Coliseum, located directly across 4th Street.

## Media Services

The Athletic Communications Staff will be at your service throughout the game. All members of the media will be provided with pregame notes, scorecards, media guides and updated scores of other games. Final statistics provided include a complete box score and play-by-play, which will be available shortly after the completion of each game.

Internet service is available for the media's use. Please ask a media relations representative for the wireless access code. Refreshments are available throughout the game.

## Call Us Southern Miss

The Southern Miss Department of Athletics and its 16 NCAA Division I sports programs respectfully request that only Southern Miss be used in all references. Please refrain from using Southern Mississippi, So. Miss., So. Mississippi and the acronym USM. Also, please refer to us as the Southern Miss Golden Eagles or Golden Eagles for short.

**Correct Usage:** Southern Miss

**Don't Use:** So. Miss., So. Mississippi, USM

## Working Credentials

Media credentials for Southern Miss home baseball games are issued through the Southern Miss Athletic Athletic Communications Office for working media only. Requests from sports editors of daily newspapers and sports directors of television stations, along with media agencies covering the visiting team, will receive top priority. Only radio stations with a full-time sports director, who conducts a daily sports show, will receive credentials. Requests from weekly newspapers, websites and radio stations that cover Southern Miss or the visiting team on a regular basis will also be honored on a space-available basis.

Space will not be made available for professional scouts, spouses or dates. Non-working individuals will not be permitted in the press box at any time.

Request for working credentials should be e-mailed in advance of requested game(s) to Jack Duggan at Jack.Duggan@usm.edu. Credentials can be picked up at the Athletic Communications Office prior to the game or will be left at the "Will Call" window at the stadium ticket office at the entrance of Pete Taylor Park.

## Photographers/Videographers

Only accredited photographers/videographers on assignment may work on the field.

Photographers can shoot from the outside corner of either dugout on the concrete areas or marked boxes only. They may also shoot in the camera wells at the top of either the first or third base side of the grandstand.

## Road Game Credentials

Media members covering Southern Miss baseball may request credentials for road games either through the opposing sports information office or the Southern Miss Athletic Communications Office.

## Internet

For the most up-to-date information on the

## Southern Miss Baseball 2017 Travel Plans

### Louisiana-Lafayette

March 2 – March 5  
Springhill Suites  
321 Settlers Trace Blvd  
Lafayette, LA 70508  
Phone: 337-981-5512 | Travel via Bus

### Louisiana Tech

March 16 – March 19  
Holiday Inn Express & Suites  
1312 Hospitality Street  
Ruston, LA 71270  
Phone: 318-232-1230 | Travel via Bus

### WKU

March 30 – April 2  
Courtyard by Marriott Bowling Green  
Convention Center  
1010 Wilkinson Trace  
Bowling Green, KY 42103  
Phone: 270-783-8569 | Travel via Bus

### Rice

April 13 – April 16  
Courtyard Houston West University  
2929 Westpark Drive  
Houston, TX 77005  
Phone: 713-661-5669 | Travel via Bus

### Middle Tennessee

April 27 – April 30  
Fairfield Inn & Suites  
175 Chaffin Place  
Murfreesboro, TN 37129  
Phone: 615-849-9066 | Travel via Bus

### UTSA

May 17 – May 20  
Courtyard San Antonio at The RIM  
5731 Rim Pass Drive  
San Antonio, TX 78257  
Phone: 210-558-7774 | Travel via Flight

Southern Miss baseball program including live video broadcast of all home games, news and notes log onto [www.southernmiss.com](http://www.southernmiss.com).

## Southern Miss Baseball Contact Info:

**Baseball SID:** Jack Duggan  
The University of Southern Mississippi  
118 College Drive #5161  
Hattiesburg, MS 39406-5161  
**Phone:** 601-266-4503  
**Fax:** 601-266-4507  
**Cell:** 601-596-5637  
Jack.Duggan@usm.edu

**Pete Taylor Park Press Box:** 601-266-5684  
**Southern Miss Gameday Hotline:**  
601-266-7411



## Southern Miss IMG Sports Network

**I**MG College of Winston-Salem, N.C., the national leader in collegiate sports marketing, has served as the exclusive rights holder for Southern Miss Athletics since 2000 and will continue its partnership with Southern Miss at least through June of 2021.

The company maintains a staff and sales office at the Athletic Center on the Southern Miss campus and works closely with the Southern Miss athletics staff to develop, produce, and sell all sponsorship and promotional activities surrounding Golden Eagle Athletics.

The sales team, which has enjoyed great

success and was cited by the organization as having the highest percentage growth of its corporate sponsorship production of any of the athletic programs represented in the company in 2005, is headed by Jamie Martin, Assistant Vice President/ General Manager, who has been with the IMG team since 2003 and who also was graduated at Southern Miss.

In 2005, she was the recipient of the "President's Cup" as the outstanding sales representative in the company. Jeremy Ward and Hunter Ward, along with Mary Lois Brady, provide additional assistance for Martin.

Broadcasts of Southern Miss athletics can be heard throughout the state of Mississippi and into parts of Louisiana, Alabama, Arkansas, and the Florida panhandle.

Partnered with Blakeney Communications, Golden Eagle baseball enjoyed unprecedented coverage in its 2009 postseason with its largest ever network, which included five stations during its CWS run.

This season, Golden Eagle baseball games can be heard in five different markets including Hattiesburg (94.3, WKZW-FM), Columbia (96.7, WFFF-FM), Jackson (620 WJDX-AM) and Pascagoula (1580, WPMO-AM).

### Southern Miss IMG Sports Network



#### John Cox

Director of Sports Broadcasting  
"Voice of the Golden Eagles"

Veteran sportscaster John Cox, Director of Sports Broadcasting, is in his 39th season at the University of Southern Mississippi.

Among his many duties at Southern Miss, Cox handles the play-by-play broadcasts of Golden Eagle football, basketball and baseball. He also hosts the Southern Miss Sports Today television shows with Head Football Coach Jay Hopson and Head Basketball Coach Doc Sadler, pregame radio shows and Golden Eagle Hotline radio shows.

Prior to moving to the radio booth, Cox called the play-by-play on delayed telecasts of Southern Miss basketball from 1978 to 1981.

In 1982, he handled the radio play-by-play duties for Golden Eagle football and switched back to the delayed television broadcasts of Southern Miss football for three years before assuming his current radio responsibilities.

In 1982, Cox began broadcasting Southern Miss baseball games and over the years, he also has handled broadcasts of Southern Miss women's basketball and has worked on the Fox Sports Net South and Comcast Sports Southeast (CSS) telecasts of Southern Miss baseball.

In 2015, Cox called his 1,000 men's basketball contest.

Six times he has been selected as Mississippi's Sportscaster of the Year, most recently in 2013.

A native of Middletown, Ohio, Cox received his bachelor's degree in radio, television and film from Southern Miss in 1978. He has two daughters, Joye, a graduate of Millsaps College, and Erin.

### Southern Miss IMG College Network

| Market                  | Station | Frequency | Power (Watts) |
|-------------------------|---------|-----------|---------------|
| <b>Flagship Station</b> |         |           |               |
| Hattiesburg/Laurel      | WKZW-FM | 94.3      | 50,000        |
| <b>Affiliates</b>       |         |           |               |
| Pascagoula              | WPMO-AM | 1580      | 5,000         |
| Columbia                | WFFF-FM | 96.7      | 6,000         |
| Jackson                 | WJDX-AM | 620       | 5,000/1,000   |



sports · entertainment · media





## Pete Taylor Park/Hill Denson Field

# “The Pete”



In Southern Miss folklore, the names Pete Taylor and Hill Denson are legendary. Not only are the two among the greatest coaches in school history, but they also are immortalized as the namesakes of the Golden Eagles’ home stadium.

Pete Taylor Park/Hill Denson Field has been the home of Southern Miss baseball since 1984, when the facility was opened. “The Pete” as it is nicknamed, has seated more than a million fans who have entered its gates. During that time, the Golden Eagles have been regularly among the top teams in the nation in attendance.

The stadium is named in honor of C.J. “Pete” Taylor, who remained a dedicated Golden Eagle fan after serving the University in a variety of capacities until his retirement up until his death in May of 2011.

Taylor became the 10th baseball coach in Southern Miss history and guided the Golden Eagle baseball program from 1959-83.

In 1999, Hill Denson Field was added to the name of the park in honor of the man, who carried the torch after Taylor and took the baseball program to the next level, a higher status where it currently competes today.

One of Taylor’s pupils, Denson took the reins from his mentor in 1984 and took the Golden Eagles to unprecedented heights.

In his 14 seasons as the head coach at Southern Miss, Denson compiled a 468-386-2 record, guiding the program to 10, 30-win seasons, two 40-win seasons and two trips to the NCAA Regional Tournament, the school’s first in all three categories.

The stadium features chairback seating for 2,054 fans and bleacher seating for 1,212, after its most recent renovation prior to the 2012 season. The facility upgrade extended the main grandstand past each dugout to give it a more overall stadium look. The extended grandstands eliminated the bleacher seating that had been utilized down each of the base lines.

The stadium also has media facilities and a popular right field lounge area known as the “Right Field Roost,” which has reserved parking for 40 vehicles and is equipped with barbecue grills.

Since the park first opened, it has undergone numerous improvements. In 1991, the press box was enlarged to handle radio and

television broadcasts. A concession area, permanent restroom facilities and an electronic scoreboard were also added.

Over the years, other additions have included expanded sunken dugouts, an automatic underground watering system, underground french drainage system, a full-size infield tarp, Triple A specification lighting system, a state-of-the-art public address system, four covered batting cages equipped with pitching machines and covered bullpen mounds.

Pete Taylor Park is complemented by the Rogers, Thames and Welch Baseball Center, which opened its doors in August of 2001. It is located adjacent to the grandstand behind home plate and on the first-base line. The complex provides the Golden Eagle program with several amenities including a team locker room, training room, meeting room, an area for equipment storage and distribution, a laundry area, as well as coaches’ offices and dressing rooms for coaches and umpires. During the summer of 2003, the parking lot was paved and ornamental fencing replaced the fence and gates at the entrance of the park. A new scoreboard was added in the 2005 summer with an electronic video board.

The 2008 season saw the addition of 12 luxury suites and a new press box. This addition makes “The Pete” one of the few collegiate baseball stadium in the nation that offers luxury suites.

The addition included two levels, both of which are accessible by elevator. There are eight luxury boxes on the first level and the second level consist of four suites and a working press box. There are also spacious booths for both home and visiting radio broadcast, a game operations booth and a larger booth to accommodate live television needs.

Following the 2013 season, the playing field got a makeover as the entire ballpark was resurfaced for the first time in over a decade.

Prior to the 2015 campaign, “The Pete” received another addition, the Baseball Performance Center. The 2,050-square foot building encompasses all of the team’s strength and conditioning needs at their own facility, without having to leave the program’s facility.

Prior of the 2016 season, the field got another makeover as the outfield walls as

well as the ones that protects the leftfield batting cage and bullpen area received padding on its fences.

Because of the tradition of the program as well as the first-class facilities offered at “The Pete,” Southern Miss has been selected to host several tournaments, including the 1990 Metro Conference Tournament, the inaugural Conference USA Tournament in 1996, the 2003 NCAA Hattiesburg Regional Tournament, 2005, 2009, 2014, 2015 and 2016 C-USA Tournaments.

With all these events, Pete Taylor Park/Hill Denson Field has developed into one of the top baseball park destinations in the South and is among the best in the nation. The facility not only serves as the home for Golden Eagle baseball, but also is used by various American Legion and high school championship and all-star events.

### Pete Taylor Park/Hill Denson Field

**Seating:** 3,266

(2,054 chairback seats; 1,212 bleacher seats)

**Suites:** 12 (eight on second level and four on third level)

**Playing Surface:**

Tifton 419 Hybrid Bermuda

**Record Crowd:** 5,689

(March 30, 2011 vs. Ole Miss)

**Dimensions:**

LF: 340, CF: 400, RF: 340, Alleys: 365

### Top Crowds at “The Pete”

|     | Attendance | Opponent              | Date    |
|-----|------------|-----------------------|---------|
| 1.  | 5,689      | Ole Miss              | 3/30/11 |
| 2.  | 5,658      | LSU                   | 4/9/08  |
| 3.  | 5,377      | Ole Miss              | 4/5/05  |
| 4.  | 5,177      | Mississippi State     | 4/26/06 |
| 5.  | 5,132      | Ole Miss              | 4/11/07 |
| 6.  | 4,950      | Rice                  | 4/23/16 |
| 6.  | 4,770      | Mississippi State     | 4/25/06 |
| 7.  | 4,760      | Mississippi State     | 4/7/04  |
| 8.  | 4,705      | Ole Miss              | 4/22/09 |
| 9.  | 4,673      | Ole Miss              | 3/23/04 |
| 10. | 4,601      | Baylor <sup>^</sup>   | 6/1/03  |
| 11. | 4,525      | Mississippi State     | 4/22/08 |
| 12. | 4,464      | Mississippi State     | 4/23/08 |
| 13. | 4,553      | Southern <sup>^</sup> | 5/30/03 |
| 14. | 4,551      | Mississippi State     | 5/18/10 |
| 15. | 4,526      | Ole Miss              | 5/14/13 |

<sup>^</sup> - NCAA Hattiesburg Regional



# 2017 Southern Miss Baseball Roster

| No. | Name            | Pos.  | B/T | Ht.  | Wt. | Cl.   | Exp. | Hometown/Last School                         |
|-----|-----------------|-------|-----|------|-----|-------|------|--|
| 1   | Jaylon Keys     | INF   | R/R | 6-1  | 178 | Jr.   | JC   | Bay Springs, Miss./Meridian CC               |
| 2   | Casey Maack     | INF   | R/R | 6-3  | 190 | Jr.   | JC   | Plano, Texas/Eastfield CC                    |
| 3   | Daniel Keating  | OF    | R/R | 6-3  | 205 | Jr.   | 2L   | Gulfport, Miss./Gulfport HS                  |
| 4   | Tracy Hadley    | INF   | R/R | 6-1  | 189 | Sr.   | 1L   | Pascagoula, Miss./Pearl River CC             |
| 5   | Nick Sandlin    | RHP   | R/R | 5-11 | 170 | So.   | 1L   | Evans, Ga./Greenbrier HS                     |
| 7   | Matthew Guidry  | INF   | L/R | 5-11 | 205 | R-Fr. | RS   | Hattiesburg, Miss./Oak Grove HS              |
| 8   | Kirk McCarty    | LHP   | L/L | 5-10 | 185 | Jr.   | 2L   | Hattiesburg, Miss./Oak Grove HS              |
| 10  | Storme Cooper   | INF   | R/R | 5-10 | 185 | So.   | 1L   | Wentzville, Mo./Timberland HS                |
| 11  | Mason Irby      | OF    | L/R | 6-0  | 193 | Jr.   | JC   | Meridian, Miss./Jones JC                     |
| 12  | LeeMarcus Boyd  | INF   | R/R | 5-9  | 170 | Jr.   | JC   | Coldwater, Miss./Northwest CC                |
| 14  | Gabe Montenegro | OF    | L/L | 5-7  | 165 | Fr.   | HS   | Guatemala City, Guatemala/Carrollwood Day HS |
| 15  | Stevie Powers   | LHP   | L/L | 6-1  | 190 | So.   | 1L   | Savannah, Ga./Benedictine HS                 |
| 16  | J.C. Keys       | RHP   | R/R | 5-10 | 173 | So.   | 1L   | Hattiesburg, Miss./Oak Grove HS              |
| 17  | Cooper Jones    | RHP   | R/R | 6-3  | 205 | Jr.   | 2L   | Pensacola, Fla./Pensacola Catholic HS        |
| 18  | Cole Donaldson  | C     | R/R | 6-0  | 173 | So.   | JC   | St. Charles, Mo./Hutchinson CC               |
| 20  | Jake Viaene     | C/P   | L/R | 6-5  | 218 | Jr.   | JC   | Moline, Ill./Black Hawk College              |
| 21  | Hunter Slater   | OF    | L/R | 6-0  | 200 | So.   | 1L   | Mobile, Ala./Bayside Academy                 |
| 22  | Taylor Braley   | IF/P  | R/R | 5-11 | 240 | Jr.   | 2L   | Hattiesburg, Miss./Oak Grove HS              |
| 23  | Luke Reynolds   | INF   | L/R | 6-1  | 215 | Jr.   | TR   | Forest, Miss./Mississippi State              |
| 24  | Dylan Burdeaux  | OF/IF | R/R | 6-2  | 230 | Sr.   | 3L   | West Monroe, La./West Monroe HS              |
| 25  | Jordan Hayes    | RHP   | R/R | 6-1  | 235 | So.   | JC   | Taylorville, Miss./Pearl River CC            |
| 26  | Trent Driver    | RHP   | R/R | 6-1  | 180 | Jr.   | JC   | Raymond, Miss./Hinds CC                      |
| 27  | Austin Millet   | RHP   | R/R | 6-1  | 200 | So.   | 1L   | Prairieville, La./East Ascension HS          |
| 28  | Calder Mikell   | RHP   | R/R | 6-1  | 170 | So.   | JC   | Petal, Miss./Jones JC                        |
| 29  | Bryant Bowen    | C     | R/R | 5-11 | 208 | R-Fr. | RS   | Shreveport, La./Captain Shreve HS            |
| 30  | Hayden Roberts  | RHP   | R/R | 6-0  | 187 | Jr.   | 1L   | Irvington, Ala./Alabama Southern CC          |
| 32  | Matt Wallner    | OF/P  | L/R | 6-5  | 220 | Fr.   | HS   | Forest Lake, Minn./Forest Lake HS            |
| 33  | Cody Carroll    | RHP   | R/R | 6-2  | 180 | Fr.   | HS   | Mount Dora, Fla./Eustis HS                   |
| 34  | Colt Smith      | RHP   | R/R | 6-3  | 195 | Jr.   | JC   | Myrtle, Miss./Northwest CC                   |
| 35  | Walker Powell   | RHP   | R/R | 6-7  | 191 | So.   | 1L   | Fayetteville, Ark./Fayetteville HS           |
| 36  | Alex Nelms      | RHP   | R/R | 6-3  | 200 | Fr.   | HS   | Gulfport, Miss./Gulfport HS                  |
| 37  | Hunter Stevens  | RHP   | R/R | 6-5  | 230 | Sr.   | 1L   | Huntington Beach, Calif./Panola JC           |
| 38  | Trey Davidson   | LHP   | L/L | 6-2  | 220 | Jr.   | JC   | Bakersfield, Calif./Wabash Valley CC         |
| 39  | Jake Davis      | LHP   | L/L | 5-9  | 192 | Jr.   | JC   | Cypress, Texas/Howard CC                     |
| 41  | Houston Case    | RHP   | R/R | 6-2  | 185 | R-Jr. | 1L   | Brookhaven, Miss./Hinds CC                   |
| 42  | Sean Tweedy     | LHP   | L/L | 6-2  | 230 | Fr.   | HS   | Mandeville, La./Northlake Christian HS       |
| 45  | Keller Bradford | RHP   | R/R | 6-0  | 165 | Sr.   | TR   | Raymond, Miss./ULM                           |

## Alphabetical

| No. | Name               |
|-----|--------------------|
| 29  | Bryant Bowen       |
| 12  | LeeMarcus Boyd     |
| 45  | Keller Bradford    |
| 22  | Taylor Braley      |
| 24  | Dylan Burdeaux     |
| 33  | Cody Carroll       |
| 41  | Houston Case       |
| 10  | Storme Cooper      |
| 38  | Trey Davidson      |
| 39  | Jake Davis         |
| 18  | Cole Donaldson     |
| 26  | Trent Driver       |
| 7   | Matthew Guidry     |
| 4   | Tracy Hadley       |
| 25  | Jordan Hayes       |
| 11  | Mason Irby         |
| 17  | Cooper Jones       |
| 3   | Daniel Keating     |
| 16  | J.C. Keys          |
| 1   | Jaylon Keys        |
| 2   | Casey Maack        |
| 8   | Kirk McCarty       |
| 28  | Calder Mikell      |
| 27  | Austin Millet      |
| 14  | Gabriel Montenegro |
| 36  | Alex Nelms         |
| 35  | Walker Powell      |
| 15  | Stevie Powers      |
| 23  | Luke Reynolds      |
| 30  | Hayden Roberts     |
| 5   | Nick Sandlin       |
| 21  | Hunter Slater      |
| 34  | Colt Smith         |
| 37  | Hunter Stevens     |
| 42  | Sean Tweedy        |
| 20  | Jake Viaene        |
| 32  | Matt Wallner       |

## Coaching Staff

|                                      |    |  |
|--------------------------------------|----|--|
| <b>Head Coach:</b>                   | 40 | Scott Berry (Southwest Missouri State, '86), 8th season (17th overall) |
| <b>Assistant Head Coach/Hitting:</b> | 9  | Chad Caillet (Southern Miss, '99), 10th season                         |
| <b>Assistant Coach/Pitching:</b>     | 13 | Michael Federico (Southern Miss, '99), 8th season                      |
| <b>Volunteer Assistant:</b>          | 6  | B.A. Vollmuth (Southern Miss, '16), 2nd season                         |

## Support Staff

**Certified Athletic Trainer:** Andrew Dodgson (USF, '15), first season  
**Coordinator of Baseball Operations:** Collin Cargill (Southern Miss, '11), first season  
**Strength Staff:** Jack Wilson (UAB, '12), 3rd season  
**Student Equipment Managers:** Andrew Crowe, 3rd season; Kyle Cruce, 2nd season; Jeremy Newsom, 1st season; Morgan Adcox, 1st season

## Pronunciation Guide


|               |            |                |              |
|---------------|------------|----------------|--------------|
| Braley.....   | Bray-lee   | Federico ..... | Fed-er-ee-co |
| Burdeaux..... | Burr-dough | Maack .....    | Mack         |
| Caillet.....  | Ki-yay     | Mikell.....    | Michael      |
| Millet.....   | Me-yet     |                |              |
| Viaene.....   | Vee-an-ee  |                |              |



## Coaching Staff

### Scott Berry

Southern Miss Baseball Coach  
249-157-1, 7 seasons  
(Southwest Missouri State, '86)



**W**ith 16 years of being a part of Southern Miss baseball, including the last seven as its head coach, Scott Berry is fully aware of what it has taken to build the Golden Eagles into one of the top programs in the nation.

This past spring, Berry added to the Golden Eagles list of accomplishments by turning in their first 40-win season since 2009, capturing their third Conference USA tournament title and returned to the NCAA postseason after a four-year absence.

This past season only added to Berry's legacy. He became the quickest to reach the 225 career win mark in the program's history, when the 6-5 victory over UTSA on March 24. His resume now includes two Conference USA regular-season crowns, two league tournament titles, three trips to the C-USA tournament championship game, three NCAA tournament regional berths and a C-USA Coach of the Year honor once.

The 2016 team battled for the C-USA regular season title up until the final weekend before snaring their first league tournament title since 2010 by winning four-straight games at Pete Taylor Park, including a 3-2 championship game victory over perennial favorite Rice.

The Golden Eagles, which captured their 15th-straight season of 30 or more wins as well as their 15th consecutive winning season, enjoyed a league high five first-team all-league selections including first baseman Tim Lynch, center fielder Jake Sandlin, right fielder Dylan Burdeaux, catcher Chuckie Robinson and pitcher Kirk McCarty. The five selections matched Southern Miss' honorees in 2011, tying for the most Golden Eagles ever named first-team All-C-USA.

Senior pitcher Cord Cockrell was a second-team All-C-USA pick, giving the Golden Eagles' a conference-best six selections on the first two teams. Outfielder Hunter Slater and closer Nick Sandlin were each named to the C-USA All-Freshman team, with Southern Miss one of four conference schools with two selections each.

With the C-USA tournament title, the Golden Eagles returned to the NCAA Tournament after a four-year absence making



their first appearance in Tallahassee, Fla., in a quarter of a decade since both teams were member of the old Metro Conference.

Berry's squad produced yet a couple more All-America selections as Tim Lynch garnered third-team honors by D1Baseball.com and Nick Sandlin collected Louisville Slugger Freshman All-America accolades.

In 2015, Berry's baseball Golden Eagles tallied a 36-18-1 record, giving them both their 14th-straight season of 30 or more wins as well as their 14th consecutive winning season. In addition, the program has captured at least 35 victories in four of his six seasons as the program's head coach.

What made 2015 so special for the Golden Eagles included the fact that the team went 4-0 against Southeastern Conference foes, including 2-0 against Ole Miss, while also beating Mississippi State and Alabama in the two schools' only meeting of the year. In addition, Southern Miss also swept Tulane and South Alabama during both of its meetings. The team also won its last 10 league games to capture 19 C-USA contests during the year.

Senior pitcher James McMahon became

only the second Golden Eagle to win the Ferriss Award for top collegiate player in the state of Mississippi, marking the second time that the program has won that accolade – both coming under the tutelage of Berry.

McMahon, who was also the C-USA Pitcher of the Year, went on to become the school's first All-American since Todd McInnis collected the honor in 2011.

During the season, Golden Eagle pitchers tallied a school-record 10 shutouts, while the offense collected their most home runs (42) since the 2010 campaign.

His 2014 club finished 10 games over .500 and reach the bracket final of the C-USA Tournament, finished 35-25 overall and 19-11 in league play. The 19 wins in C-USA play was the most since the 2005 club tallied 20.

In 2013, the Golden Eagles tied with Rice for the second time in the three seasons as the conference's regular-season champion. The program reached the C-USA title game for the second time under Berry, dropping the contest in 11 innings to Rice at Reckling Park in Houston. The Golden Eagles had previously defeated Rice in the 2010 C-USA title match-





## Coaching Staff

up, a victory that sent Southern Miss to the postseason in Berry's first year as head coach. The team finished 30-27 in 2013.

Four players from the 2013 squad earned All-C-USA honors. Senior catcher Chase Fowler, senior pitcher Andrew Pierce and senior infielder Isaac Rodriguez earned first-team accolades while sophomore pitcher/outfielder Mason Robbins garnered second-team honors.

In 2012, a young Southern Miss squad went through growing pains but still captured 32 wins during the campaign.

The development of youth was evident in the club as four players earned Conference USA All-Freshman honors, including Freshman of the Year Mason Robbins, along with pitcher Jake Drehoff, infielder/outfielder Michael Sterling and pitcher/infielder Bradley Roney.

The Golden Eagles also boasted the league's Newcomer of the Year in Andrew Pierce. A junior college pitcher, Pierce was also a first-team league selection with Ashley Graeter earning second-team honors.

In 2011, Berry earned C-USA Coach of the Year Honors as he led the program to its ninth-consecutive NCAA postseason as Southern Miss captured a share of the Conference USA regular season title en route to a 39-19 mark and a berth in the 2011 NCAA Atlanta Regional.

The 2011 season produced many awards for Berry's squad. Outfielder Tyler Koelling became the school's first recipient of the Ferriss Trophy, awarded to the top collegiate baseball player in the state of Mississippi, and was one of four Golden Eagles to earn First-Team All-Conference USA honors. The other honorees were Todd McInnis, Marc Bourgeois and B.A. Vollmuth. McInnis also garnered Pitcher of the Year honors in the league for the second time in his career.

Veteran reliever Collin Cargill, along with Adam Doleac, captured second-team honors, while Jared Bales earned league All-Freshman honors. In addition, Bales earned mention to two different Freshman All-America teams.

The Golden Eagles also excelled off the field as Bourgeois was named the program's first Academic All-American since 2009, earning first-team honors at designated hitter. He was named the C-USA Scholar-Athlete of the Year for the sport and also spearheaded a group of three players – himself, McInnis and Doleac – that made the league's All-Academic Team.

In Berry's first season as head coach,

2010, he was able to continue the success that he helped build while an assistant. That season, the Golden Eagles compiled a 36-24 record and won their first Conference USA tournament title since 2003 when they defeated nationally-ranked Rice 7-4 in the championship game, a win that earned the program its eighth-straight NCAA Tournament appearance. Southern Miss boasted two All-Americans that year, pitcher Scott Copeland and shortstop B.A. Vollmuth. The duo, along with Todd McInnis and Collin Cargill, was named first-team All-Conference USA.

Berry's initial success as the top man in the program came on the heels of a magical 2009 season in which Berry, as associate head coach to Corky Palmer, helped lead the program to its first Super Regional. In that round of the postseason, Southern Miss swept Florida in Gainesville and earned an inaugural visit to the College World Series. The team finished with a No. 8 final ranking in three different polls.

Also in 2009, with Berry's guidance, McInnis garnered the school's first major Conference USA postseason award as he was named the C-USA Pitcher of the Year. McInnis was 9-4 with a 3.73 ERA and 90 strikeouts compared to only 34 walks. Pitcher J.R. Ballinger was also taken in the MLB First-Year Player Draft by the Chicago White Sox in the 11th round.

Prior to his appointment as the Golden Eagles' top man on May 7, 2009, Berry spent the previous six years as the associate head coach and the three seasons prior to that as an assistant coach on the Southern Miss baseball staff.

Berry oversaw the Golden Eagles pitching staff, worked with the catchers, had recruiting responsibilities and assisted with the program's camps and clinics from 2003-2009. Prior to the 2003 season, he served as the team's hitting coach and worked with catchers and outfielders.

Southern Miss had an All-American pitcher for four-straight years from 2003-06, tying TCU for the second-longest streak in the nation, a credit to the job Berry did.

In 2008, Berry guided two more All-American pitchers in Barry Bowden and Tyler Conn. Bowden was 8-3 with a 2.12 ERA and Conn led the nation with 18 saves and was the runner-up for the NCBWA's Stopper of the Year award. Both Bowden and Conn signed professionally after the season along with juniors Brian Leach and Josh Billeaud, giving the Golden Eagles four pitchers to

| No. | Date    | Opponent                      | Score    |
|-----|---------|-------------------------------|----------|
| 1   | 2/19/10 | vs. NW State                  | 11-0     |
| 50  | 3/19/11 | vs. Rhode Island <sup>^</sup> | 4-3 (15) |
| 100 | 4/29/12 | at Marshall                   | 5-3      |
| 125 | 4/13/13 | vs. Marshall                  | 8-7      |
| 150 | 3/25/14 | vs. Ole Miss <sup>#</sup>     | 5-3      |
| 175 | 2/15/15 | vs. Murray State              | 6-5      |
| 200 | 5/3/15  | vs. Marshall                  | 6-2      |
| 225 | 3/24/16 | vs. UTSA                      | 6-5      |

<sup>^</sup> Charleston, S.C.; <sup>#</sup> Pearl, Miss.

move into the professional ranks at the season's conclusion.

In addition, McInnis earned Freshman All-American honors, making him, at the time, the second player whom Berry had coached to such an honor.

Overall, the Southern Miss pitching staff posted a 4.78 ERA and held opposing hitters to a .276 average in 2008. Throughout the season one of the main strengths was the Southern Miss bullpen, which finished 19-3 with 20 saves on the season. The bullpen was so dominant that the Golden Eagles were 38-1 when they were tied or had the lead after six innings.

In 2007, the Golden Eagle pitching staff posted a 3.79 ERA and had three pitchers with seven or more wins. Southern Miss pitchers fanned 416 batters and walked only 180 while opposing hitters hit .261. Right-hander Ryan Belanger earned All-Conference honors and J.R. Ballinger earned a spot on the C-USA All-Freshman team.

In 2006, Berry coached his fourth-straight closer to All-American honors as Daniel Best posted a 6-2 record with a 2.22 ERA and tied the school single-season record with 13 saves. Best also earned All-American distinction in 2005, when he recorded 11 saves with a 3-0 record and a 0.46 ERA. He was a finalist for the NCBWA Stopper of the Year Award in 2005 and was drafted in the 14th round of the Major League Baseball amateur draft by Kansas City.

Two of Berry's pitchers, Ryan Belanger and Cliff Russum, registered eight wins in 2006 and the team's ERA improved from 5.13 in 2005 to 4.80. Southern Miss struck out 416 batters and walked only 211. Catcher Kevin Coker earned All-Conference USA honors and senior Scott Massey also was drafted in the 24th round by Pittsburgh.

In 2005, Patrick Ezell, the Conference USA Preseason Pitcher of the Year, led the starters with seven wins against just three losses, while Matt Caire followed with a 6-3





## Coaching Staff

record. Relief pitcher Tyler Perrett led the way with a 5-0 record in 24 appearances.

Catcher Brad Willcutt, one of the best to ever play behind the dish at Southern Miss, was selected as a third-team All-American as a senior and was drafted in the 27th round by Milwaukee.

In 2004, two of Berry's pitchers finished with eight or more wins and four finished with six or more wins. The staff posted 468 strikeouts and only 224 walks. Senior Austin Tubb was named to several All-American teams, the CoSIDA Academic All-American team and was drafted by the St. Louis Cardinals. Senior Anthony DeWitt was named to the Conference USA second team and was drafted by the Houston Astros. Freshman Patrick Ezell was named a Louisville Slugger Freshman All-American, and fellow freshman Mike Cashion was named to the C-USA All-Freshman team as well as the C-USA All-Tournament team.

In his first year as the pitching coach in 2003, Berry worked with a staff that produced four hurlers with eight-or-more victories and a sparkling 3.45 ERA, the top in Conference USA. That staff recorded 460 strikeouts, walked just 219, and limited opponents to a .257 batting average. Austin Tubb was named to the NCBWA All-American team and Bob McCrory was named to the All-C-USA team.

When Berry mentored the Golden Eagle hitters, fans saw the batting average improve from .279 during the 2001 season to a .304 average in 2002. The Golden Eagles had seven players hit .300 or better and three players with 40 or more RBIs. And even with Berry working primarily in other areas, that hitting success carried over to the 2003 season when Southern Miss hitters compiled a .319 batting average, with eight players finishing at .300 or better. Golden Eagle hitters banged out 89 home runs and 142 doubles.

After completing an unbelievable four-year stint as the head coach at Meridian Community College from 1997-2000, including two trips to the National Junior College World Series, Berry rejoined his mentor, Corky Palmer, at Southern Miss prior to the 2001 season.

A native of Neosho, Mo., he compiled an impressive record of 185-58, including two seasons of 50 wins or more. During his four-year tenure at Meridian, Berry's squad spent the entire time in the top 10 of the national polls. He had more than 25 players sign NCAA Division I scholarships and had, at that time,

nine former players in the professional ranks.

Berry's most successful professional player was Cliff Lee, who studied under Berry at in 1999 and 2000 at Meridian Community College. Lee was honored after his eighth year in the major leagues with the 2008 American League Cy Young Award.

For his efforts, Berry was honored as a three-time Region 23 Coach of the Year, three-time district coach of the year, three-time Louisville Slugger Coach of the Year Award and two-time Diamond Sports ABCA Region Coach of the Year.

On January 24, 2010, MCC recognized Berry's accomplishments and retired his jersey number (40).

In 2000, Meridian finished fifth in the nation with a 46-19 record and took its second trip under Berry to the National Junior College World Series. The program made its first trip under Berry to the college world series in 1998, when they posted a 52-12 record and ended the season as the No. 5 team in the nation.

His first season, 1997, saw his squad ranked as the top team in the country from the pre-season poll until the final regular season poll. That team posted a 50-8 record and advanced to the district finals before their season ended. Berry's first stint with Palmer started in 1991, when he was hired as an assistant coach at Meridian. After a six-year tenure as the assistant coach, he took over the reins of the Meridian program when Palmer returned to Southern Miss to join Hill Denson's staff.

For his outstanding service at Meridian, Berry was inducted in the Mississippi Junior College Hall of Fame in the spring of 2014.

He completed his bachelor's degree in secondary education with an emphasis in physical education from Southwest Missouri State University in 1986 and also received his master's degree from SMSU in 1989 with a degree in secondary education with an emphasis in administration.

His collegiate career began at Crowder College, where he was a two-time all-region selection as a catcher and was named the team's most valuable player as a sophomore. Berry was forced to end his playing career early with a back injury. He spent the last two years of his undergraduate tenure as a student assistant at SMSU.

Berry, and his wife, Laura, have two children, Garren, and Kathryn (Kitty Grace). Laura received her bachelor's and master's degrees from Southern Miss in speech communication. He is the son of Marilyn Berry and the late James Berry of Neosho, Mo.

### Scott Berry All-Time Against Opponents

| School                 | Record | Pct.  | Last Meeting |
|------------------------|--------|-------|--------------|
| Alabama                | 6-4    | .600  | 2016         |
| Alcorn State           | 6-0    | 1.000 | 2014         |
| Auburn                 | 2-2    | .500  | 2016         |
| Central Arkansas       | 1-2    | .333  | 2013         |
| Charleston Southern    | 1-0    | 1.000 | 2012         |
| Charlotte              | 8-1    | .889  | 2016         |
| Chicago State          | 1-0    | 1.000 | 2014         |
| Clemson                | 0-1    | .000  | 2010         |
| Coll. of Charleston    | 1-0    | 1.000 | 2011         |
| Connecticut            | 1-0    | 1.000 | 2011         |
| East Carolina          | 12-8   | .600  | 2014         |
| Eastern Illinois       | 7-0    | 1.000 | 2016         |
| Florida                | 0-1    | .000  | 2014         |
| Florida Atlantic       | 4-6    | .400  | 2016         |
| FIU                    | 2-4    | .333  | 2016         |
| Florida State          | 0-1    | .000  | 2016         |
| Georgia Tech           | 0-1    | .000  | 2011         |
| Houston                | 10-6   | .625  | 2013         |
| Jacksonville State     | 1-0    | 1.000 | 2010         |
| Lemoyne                | 1-2    | .333  | 2010         |
| Louisiana-Lafayette    | 7-8    | .467  | 2016         |
| LSU                    | 0-4    | .000  | 2014         |
| Louisiana Tech         | 7-3    | .700  | 2016         |
| Marshall               | 18-5   | .783  | 2016         |
| McNeese                | 0-1    | .000  | 2014         |
| Memphis                | 9-5    | .643  | 2013         |
| Michigan State         | 1-0    | 1.000 | 2016         |
| Middle Tennessee       | 8-1    | .889  | 2016         |
| Mississippi State      | 2-7    | .222  | 2016         |
| Mississippi Valley St. | 2-0    | 1.000 | 2012         |
| Missouri               | 4-3    | .571  | 2014         |
| Missouri State         | 6-1    | .857  | 2013         |
| Murray State           | 4-2    | .667  | 2015         |
| New Orleans            | 10-1   | .909  | 2016         |
| Nicholls State         | 2-1-1  | .650  | 2015         |
| North Florida          | 0-1    | .000  | 2015         |
| Northwestern State     | 6-1    | .857  | 2016         |
| Oakland                | 1-2    | .333  | 2015         |
| Old Dominion           | 2-0    | 1.000 | 2016         |
| Ole Miss               | 10-4   | .714  | 2016         |
| Purdue                 | 0-1    | .000  | 2012         |
| Rhode Island           | 1-0    | 1.000 | 2011         |
| Rice                   | 11-14  | .440  | 2016         |
| Saint Louis            | 0-1    | .000  | 2015         |
| St. Mary's             | 2-1    | .667  | 2010         |
| Samford                | 2-1    | .667  | 2016         |
| South Alabama          | 7-9    | .438  | 2016         |
| Southeastern La.       | 1-1    | .500  | 2016         |
| SIUE                   | 1-2    | .333  | 2013         |
| Troy                   | 9-7    | .563  | 2016         |
| Tulane                 | 12-9   | .571  | 2016         |
| UAB                    | 15-8   | .652  | 2016         |
| UCF                    | 6-6    | .500  | 2013         |
| ULM                    | 7-3    | .700  | 2015         |
| UTSA                   | 7-4    | .636  | 2016         |
| WKU                    | 5-1    | .833  | 2016         |



## Coaching Staff

### Chad Caillet

Assistant Head Coach  
(Southern Miss, 1998)



**F**or the past decade, Chad Caillet not only has helped mine prospects for the Southern Miss baseball program, but also polished their offensive and defensive skills once

they've arrived.

Caillet, who enters his 10th season, and first as assistant head coach, serves as the team's recruiting coordinator while also working with the Golden Eagles' offense and infield defense.

In nine seasons at Southern Miss, the Golden Eagles have played in five NCAA Regionals, one NCAA Super Regional and the 2009 College World Series.

During his tenure, the team has broken five single-season offensive records: runs scored (516); runs batted in (478); batting average (.324); hit batsmen (101); and on-base percentage (.422).

The Golden Eagles also led the country in double plays-turned in three consecutive seasons - 83 (2009); 84 (2010); and 81 (2011) - and also finished first nationally in double plays-per game in 2010, 2011 and most recently 2013.

Caillet also has spearheaded the efforts resulting in some of the program's most-highly regarded signing pools.

In his first season as recruiting coordinator in 2009, he landed the nation's No. 23 ranked class, marking the first time Southern Miss ever pulled in a nationally-ranked class. In his second season, he reeled in the nation's No. 21 class.

In 2012, he helped land a recruiting class regarded No. 3 by Baseball America and No. 13 by Collegiate Baseball, the highest class he has assembled in his time with the program.

Caillet has overseen the recruitment of five players who have earned All-American recognition and another who was named Academic All-America.

That list includes first baseman Tim Lynch (2016), pitcher Jamie McMahon (2015), pitcher Todd McInnis (2011), shortstop B.A. Vollmuth (2010) and pitcher Scott Copeland (2010).

Outfielder Marc Bourgeois was named Academic All-America in 2011, becoming the first Golden Eagle since 2009 to earn that accolade.

Two players that he recruited went on to



earn the Boo Ferriss Award, give to the top collegiate player in the state of Mississippi, including Tyler Koelling (2011) and McMahon (2015).

In addition, the Golden Eagles have had several Caillet signees earn Freshman All-America honors, including closer Nick Sandlin (2016), third baseman/pitcher Taylor Braley (2015), outfielder/pitcher Mason Robbins (2012), third baseman/closer Bradley Roney (2012), catcher Jared Bales (2011) and outfielder Kameron Brunty (2009).

Caillet has coached six infielders to nine Conference USA honors, including five, first-team selections and four, second-team picks.

His double-honorees included Lynch, who was a first-team selection in 2016 and second-team pick in 2015; Vollmuth, who earned first team honors in both 2010 and 2011; and current Minnesota Twin Brian Dozier, who collected second-team honors in both 2008 and 2009.

Caillet, who came to Southern Miss after a brief stint at McNeese State, was an assistant at Southeastern Louisiana University for the 2006 and 2007 seasons, where he held similar responsibilities, coaching hitters and infielders while leading recruiting efforts. SLU's 2006 and 2007 signing classes were ranked nationally.

Prior to SLU, Caillet spent four years at Meridian Community College, including one season as its head coach.

During his lone year at the helm, Caillet led his team to a 44-14 record, including a perfect mark in home games. The squad won both the MACJC State and Central Division championships and advanced to regional play. That team also earned a top 10 national junior college ranking and Caillet earned MACJC Coach of the Year honors.

As an assistant coach at MCC, he was part of a staff that won two Region 23 Championships and made two straight Junior College World Series appearances. Both of those teams were ranked in the top 10 nationally.

Other coaching stops included a year at both Mississippi College and Millsaps College after he broke into the coaching ranks with a year-long stint at Copiah-Lincoln Community College.

Caillet also coached two summers in the Cotton States League, including leading the Meridian Marauders to the league championship as manager.

As a player, Caillet was an all-district infielder at Hahnville (La.) High and went on to play for Copiah-Lincoln, before finishing his career at Southern Miss as an infielder under Coach Hill Denson.

He earned both his bachelor's degree (1998) and his master's degree (2000) from Southern Miss.

Caillet is married to the former Jessica Compretta of Bay St. Louis, Miss., and they have a daughter, Carsyn, and a son, Coby.






## Coaching Staff

### Michael Federico

Assistant Coach  
(Southern Miss, 1998)



**S**outhern Miss assistant baseball coach Michael Federico has deep roots with the Golden Eagle program.

Federico was a player for the Golden Eagles under Hill Denson from 1995-97 and became a graduate assistant coach under Corky Palmer during the 1998-99 seasons, helping the Golden Eagles to a NCAA Regional in the latter of his two years.

After stops at Meridian Community College and the University of Memphis, Federico returned to his alma mater and is set to begin his eighth season as the school's pitching coach in 2017.

Federico arguably may have done his best job with the Golden Eagles in 2016, piecing together a staff that despite suffering multiple injuries during the year, still helped lead the Golden Eagles to their first NCAA Tournament appearance in five years.

Sophomore Kirk McCarty, a first-team All-C-USA selection, anchored the rotation alongside senior Cord Cockrell, a second-team All-C-USA selection injured three-quarters of the way through the season. Closer Nick Sandlin was named All-American as well as C-USA All-Freshman after logging 12 saves.

During his first seven seasons, Federico mentored seven, first-team All-Conference USA selections and had another five players earn second-team honors.

Federico was named Conference USA Assistant Coach of the Year in 2015 after the Golden Eagles posted a C-USA-low 3.14 ERA and setting a school record with 10 shutouts (second-most in C-USA history).

The staff fanned 388, while walking just 167 in 495 1/3, while starting pitchers combined to post 29 quality starts. The Golden Eagles were 29-1 when leading after six innings, 32-0 when leading after seven and 30-0 when leading after eight innings.

In 2015, James McMahan was named C-USA Pitcher of the Year. McMahan also captured the 2015 Ferriss Award, given annually to Mississippi's top collegiate baseball player, as well as earning All-American honors that season.

Federico also had Connor Fisk and closer Bradley Roney earn second-team All-Conference USA honors.



In 2012, Golden Eagle starter Andrew Pierce earned C-USA Newcomer of the Year, while Mason Robbins, a multiple-position player who spent much of the year on the mound for Southern Miss, was named 2012 C-USA Freshman of the Year. Roney added Freshman All-American honors for the program that season.

Todd McInnis started the parade of Federico pupils honored by the league, earning C-USA Pitcher of the Year recognition in both 2010 and 2011. During McInnis' run as the league's top pitcher in 2011, the right-hander became the first under Federico's tutelage to earn All-American honors.

In 2010, Federico coached future major leaguer Scott Copeland, who earned first-team All-Conference USA and third-team Louisville Slugger/Collegiate Baseball All-American.

During his time with the Golden Eagles, Federico has assisted Chad Caillet in the program's recruiting efforts that snagged the No. 3 ranked class in 2012. In all, Southern Miss boasts 21 players drafted during his tenure, including 14 pitchers.

Federico has walked much the same coaching path as his predecessors as Southern Miss pitching coach, Palmer and current head coach Scott Berry.

After his stint as graduate assistant at Southern Miss, Federico became an assistant under Berry at Meridian Community College in 2000.

Federico worked with pitchers and catchers, helping lead the Eagles to two conference championships, one regional championship, one sectional championship and a trip to the 2000 JUCO World Series.

At MCC, Federico not only worked with Berry but with current Golden Eagle assistant coach Chad Caillet, who served as Federico's top assistant at Meridian CC from 2002-

04 after Federico took over as skipper.

While head coach at MCC, Federico was a two-time Junior College Coach of the Year honoree. In 2003 and 2004, he led his squad to the JUCO World Series. During his time there, 15 players were drafted, including nine pitchers.

Federico led MCC to a 46-14 finish and a ninth-place finish in the JUCO World Series in 2004. Several of his players received accolades following the 2004 season, as two players were named All-America, four players received All-Region 23 honors and nine Eagles were voted to the All-State team. Federico was named Region XXIII and Southeastern District Coach of the Year.

In 2003, he led the Eagles to a fifth-place finish in the Alpine Bank JUCO World Series. The Eagles also won the MACJC Central Division, Region XXIII and Southeastern Regional Championships. Federico was honored with Region XXIII and Southeastern District Coach of the Year accolades in 2003.

After leaving Meridian in 2004, Federico coached against Southern Miss as the top assistant at Conference USA foe Memphis for five seasons (2005-2009), where he oversaw the Tigers' pitching staff, worked with catchers and also was that program's recruiting coordinator. During his time there, the Tigers had 12 players drafted, including seven pitchers.

The Tiger pitching staff improved in each of his first two years, and then in 2007, despite an influx of injuries to its starting rotation, helped Memphis earn its first NCAA berth since 1994.

Federico played catcher at Southern Miss (1995-97), serving as team captain his senior year. He started his collegiate career at Hinds Community College (1993-95), where he was the starting catcher and helped his teams to back-to-back Division II World Series appearances.

Federico received both his undergraduate degree in physical education (1998), and his master's degree in sports administration (1999) from Southern Miss.


A native of Slidell, La., Federico attended Pope John Paul II High School, where he was the starting catcher for four years. He was named All-State, All-District, All-Metro and team captain.

Federico is married to the former Hannah Sosa of Bush, La., who is also a Southern Miss graduate (1999) and former Golden Eagle Diamond Darling. The couple has two sons, Hayden and Brycen, and a daughter, Isabella.



## Coaching/Support Staff

### B.A. Vollmuth Assistant Coach



**B.A.** Vollmuth returns to the Golden Eagles for a second season in 2017 as an assistant coach, returning to his alma mater after finishing his professional baseball

career.

Vollmuth, who helps oversee team defense as well as hitting, aided Associate Head Coach Chad Caillet with an offense that enjoyed its first team batting average

over .300 in five seasons – finishing at .305 – and tallied its most home runs (67) since the 2010 campaign.

Vollmuth enjoyed a successful playing career from 2009-2011 in which he compiled a .326 career batting average with 32 doubles, five triples and 40 home runs to go along with 153 RBI. His homer total ranks seventh on the Golden Eagle career charts as does his career slugging percentage (.640).

As a freshman, he helped lead the Golden Eagles to their only College World Series appearance in 2009. In that NCAA tournament, Vollmuth belted a pair of home runs in the same inning of the deciding game of the Atlanta Regional in defeating host Geor-

gia Tech 12-8. The Golden Eagles went to the postseason in all three of his seasons at Southern Miss.

The native of Biloxi, Miss., was taken in the 2011 Major League Baseball Players First Year Draft in the third round by the Oakland Athletics following his junior season. Vollmuth signed and played three professional seasons for that organization.

In addition to his duties assisting with hitting and team defense, Vollmuth also serves as director of baseball camps for the program.

Vollmuth earned his bachelor's degree from Southern Miss in 2016.

### Patrick Stewart (21st season) Assistant AD/ Equipment Operations



**P**atrick Stewart is in his 20th year overseeing the equipment room and 21st year overall as a member of the Southern Miss equipment staff. A native of Miamisburg, Ohio, Stewart came to Southern Miss after serving as a student manager at the University of Cincinnati for five years. He administers the total equipment operation and day-to-day business for the athletic department with primary emphasis on football as well as oversight for

the sports of men's and women's golf, track and baseball. He also oversees inventory and purchasing for the entire department. He received his bachelor's degree in business administration in 1996 from the University of Cincinnati and was awarded his master's in sport administration at Southern Miss in 1997. In addition to his experience on the collegiate level, Stewart has served as an intern with the Cleveland Browns and with the Baltimore Ravens of the NFL. He is a member of the Athletic Equipment Managers Association and received his certification in June 1996. He is a former President of District 4 of the Athletic Equipment Managers Association (A.E.M.A.), after serving six years as Vice President and also held a five-year term as chairman of Confer-

ence USA Equipment Managers. The Athletic Equipment Managers Association held its annual convention in New Orleans during the summer of 2002, and Stewart was one of its featured speakers. The Southern Miss Equipment Department was honored as the best equipment operation in Conference USA for 1999-00 and 2001-02, as voted on by the other equipment managers in the conference. In 2003 and 2006, Stewart was honored with the Jeff Boss District 4 Equipment Manager of the Year Award, signifying the top equipment manager in the district as selected by his peers. He was also nominated for the Glenn Sharpe Award in 2006, given annually to the top equipment manager in the nation. Stewart is married to the former Ty'Shuna Dyess of Bassfield, Miss.

### Support Staff



**Morgan Adcox**  
Student Equipment  
Manager



**Eylie Amato**  
Associate Athletic  
Director/Academic  
Support Services



**Tim Atkinson**  
Associate Athletic  
Director/Facilities and  
Game Management



**Chris Condit**  
Assistant Athletic  
Director/Ticket  
Operations



**Andrew Crowe**  
Student Equipment  
Manager



**Kyle Cruce**  
Student Equipment  
Manager



**Brent Jones**  
Senior Associate Athletic  
Director/External Affairs



**Lynne Firmin**  
Assistant Ticket Manager



**Cody Livingston**  
Facilities and Game  
Management Graduate  
Assistant



**Lloyd Lunceford**  
Team Chaplain



**Jeremy Newsom**  
Student Equipment  
Manager



**Rob Shillito**  
Academic Counselor/  
Life Skills




**Kaylie Shannon**  
Assistant Athletic  
Director/Sports  
Technology



**Kyle George**  
Associate Athletic  
Director/Marketing and  
Communications



**Jackson Walker**  
Public Address  
Announcer



**Jack Wilson**  
Assistant Director  
of Strength and  
Conditioning





# Meet the Golden Eagles



**29**

**Bryant Bowen**

5-11, 208, R/R, Redshirt Freshman  
Catcher  
Shreveport, La. (Captain Shreve HS)

**2016 (Fr.):** Redshirted ... Hit .212 in 14 games for the Waynesboro Generals of the Valley League during the summer ... Tallied a double and seven RBI ... Named to Conference USA Commissioner's Honor Roll ... Garnered Athletic Director's Honor Roll for 2016 spring semester ... **Prep:** Played for Coach Todd Sharp ... Four-year starter at catcher and designated hitter, finishing with .380 career average, 58 doubles, 18 home runs and 123 runs batted in ... As senior, batted .478 as a senior, with a single-season record 25 doubles. Also swatted seven home runs while driving in 39 runs ... First-team All-State, first-team All-District, first-team All-Area ... 2015 All-USA Louisiana Baseball Team ... 2015 **Perfect Game** Honorable Mention All-America; 2015 **Perfect Game** Southeast All Region ... As junior, hit .333 with 11 doubles, four home runs and 17 RBIs as a junior ... First-team All-District, second-team All-Area ... District 1-5A First Team Louisiana Coaches Association ... As sophomore, hit .354 with eight doubles, five home runs and 29 RBIs ... District 1-5A champions ... Honorable mention All-State, first-team All-District, first-team All-Area ... As freshman, hit .352 with 14 doubles and 38 RBIs ... First-team All-District, second-team All-Area ... 2012 **Shreveport Times** All-City ... **Personal:** Son of Jeri and Jay Bowen ... One sister, Kathryn ... Majoring in Business Administration ... Born Jan. 29, 1997.




**12**

**LeeMarcus Boyd**

5-9, 170, R/R, Junior  
Infielder  
Coldwater, Miss. (Independence HS/  
Northwest Miss. CC)

Named to 2016 fall semester Athletic Director's Honor Roll ... **Junior College:** Played for former Golden Eagle pitcher Mark Carson ... Finished career with records for at-bats (371) and assists (278); third in sacrifice hits (15); fourth in hits (124) and doubles (22); sixth in stolen bases (39); and eighth in runs scored (88) ... Hit .334 in 98 career games played, third-most in school history ... Ended his career with an unofficial school-record, 64-game reached base streak ... **2016 (So.):** Appeared in 49 games, reaching base in every game ... Hit .339 with 14 doubles, three home runs and 24 RBI; stole 21 bases ... Named first-team All-MACJC ... **2015 (Fr.):** Started all 49 games at shortstop ... Hit .330 with a team-high 62 hits, eight doubles, four triples and three home runs ... Had 16 multi-hit and six multi-RBI games ... Longest hit streak was 10 games ... Had season-high three hits (five times) ... His two-out, RBI-bunt single in the top of the 11th helped Northwest eliminate EMCC 4-3 in the region tournament on May 16 ... Scored 42 runs (second on team) and drove in 29 more ... Added 15 walks and four hit-by-pitches ... Had a team-high 11 sacrifices ... Stole 18-of-23 bases ... Fielded .949 in 253 chances ... Named second team All-MACJC ... **Prep:** Played for Coach Steven Chambliss and Coach Kevin Dunigan ... Two-time all-state selection; two-time team MVP; All-Tate County; four-time All-District ; golden glove winner ... Named to 2014 D.M. Howie Mississippi High School All-Star Baseball North Team ... As a senior,

hit .419 with three doubles, one triple and one home run ... As a junior, hit .424 with a .542 slugging percentage and .514 on-base percentage ... **Personal:** Son of LeeMar and Ann Boyd ... Has an older brother, Mario ... Majoring in coaching/sports administration ... Born Oct. 6, 1995.



**45**

**Keller Bradford**

6-0, 165, R/R, Senior  
Pitcher  
Raymond, Miss. (Central Hinds Academy/  
Hinds CC/ULM)

Named to the 2016 fall semester Athletic Director's Honor Roll ... **2016 (Jr./ULM):** Posted a 2-3 record with a save in 35 relief appearances ... Notched a 4.31 ERA in 48 innings, striking out 35 and walking only 11 ... Collected first victory in a 2 2/3 inning performance against Valparaiso (3/1), allowing just two hits with a strikeout ... Threw season-high 3 1/3 innings to notch lone save at Texas-Arlington (4/8) ... Had season-high four strikeouts against Appalachian State (3/25) in a two-inning outing ... Scattered two hits and did not allow a run with a strikeout for a victory over Georgia Southern (4/29) in the second game of a doubleheader ... **Junior College:** Played for Coach Sam Temple ... **2015 (So.):** Team also claimed the Mississippi state championship in 2015 ... As a sophomore, appeared in 13 games with one win and one save ... Posted an 1.54 ERA with eight strikeouts in 11.2 innings ... Did not surrender an earned run in 11 of 13 appearances ... **2014 (Fr.):** Appeared in 10 games and finished with a 1-0 record with a 2.70 ERA ... Had seven strikeouts in 6 2/3 innings ... **Prep:** Played for Coach Todd Montgomery ... Four-year baseball letterman ... Posted 16-6 career record and 2.91 ERA ... As a senior, went 8-3 with a 1.86 ERA ... Struck out 75 in 64.0 innings of work ... Set single-season marks for wins and innings pitched ... Named All-District, District MVP, All-State ... Selected to MAIS All-Star team ... Also earned All-District honors as a junior ... Squad claimed District championship in 2013 ... Was the school's Honor Society President and named to Headmaster's List every year ... **Personal:** Full name is Thomas Keller Bradford ... Son of Chad and Jenny Bradford ... Has younger sister, younger brother ... Father played collegiate baseball at Southern Miss and was a 13th round selection of the Chicago White Sox in the 1996 MLB First-Year Player Draft; spent 14 seasons playing with the Chicago White Sox (1998-00), Oakland Athletics (2001-2004), Boston Red Sox (2005), New York Mets (2006), Baltimore Orioles (2007-08) and Tampa Bay Rays (2008-09) ... Majoring in sports management ... Born Jan. 8, 1995.



**22**

**Taylor Braley**


5-11, 240, R/R, Junior  
Infielder/Pitcher  
Hattiesburg, Miss. (Oak Grove HS)

One of three Golden Eagles named first-team Preseason All-Conference USA ... **2016 (So.):** Enjoyed stellar start to second season before suffering season-ending knee injury at Charlotte (4/2) ... Started 27 games at third base before injury ... Named national player of the month by the National Collegiate Baseball Writers Association after hitting .480 with five home runs and 12 RBIs in seven February games ... Was the Collegiate



## Meet the Golden Eagles

Baseball/Louisville Slugger Player of Week (2/22) ... Was hitting .323 with 31 RBI when season ended ... Even though appearing in only 27 games, still led team in slugging percentage (.688), was tied for second in home runs (10) and eighth in total bases (66) ... Had seven, multiple-hit games, including a trio of three-hit contests ... Scored two runs in a game six times ... Collected multiple RBI in seven games, including a trio of four-RBI games ... Hit home runs in three, consecutive games twice (2/19-21; 3/22; 3/24-25) ... Had two home runs at Charlotte (4/1) ... Hit first career grand slam versus UTSA (3/25) ... Earned Athletic Director's Honor Roll for the fall semester and the Dean's List during the spring semester ... One of four, former Oak Grove teammates on Golden Eagles' roster ... **2015 (Fr.):** Named to Conference USA All-Freshman team ... Appeared in 47 games, with 44 starts (36 at third base, eight at second base), hitting .286 with 25 RBIs and 25 runs ... Had 50 hits, 11 doubles and three home runs ... Five-hit game win in double header at Louisiana Tech (3/20) ... Four-hit game with four RBIs in series-clinching win at Western Kentucky (4/12) ... Two, three-hit games among his 14 multi-hit games ... Collected 14 hits during six-game hitting streak (3/17-3/28) ... Complied 98 assists while committing just six errors ... Appeared in three February games as relief pitcher, allowing eight hits and four runs (one earned) in three innings ... **Prep:** Two-sport standout at Oak Grove High School ... Played for Coach Chris McCardle, a four-year letterman at third base and pitcher ... Also earned three letters in football for Coach Nevil Barr ... Helped the Warriors capture two Mississippi Class 6A state baseball championships (2012, 2014) ... Posted a 20-2 pitching record over his four-year career, including nine saves and a 1.57 earned run average ... Fanned 203 in 151 2/3 career innings, while giving up 99 hits and 43 walks ... At the plate, hit .364 (144x396) with 43 doubles, 15 home runs and 143 runs batted in ... As senior, went 6-2 with 1.34 ERA and three saves ... Started two games ... Struck out 74 in 47 innings ... Hit .446 with 13 doubles, four homers and 37 RBI ... As junior, went 9-0 with a 1.56 ERA ... Had 83 strikeouts in 62 2/3 innings ... **Personal:** Son of Hope Thomley and Lehman Braley ... One brother, Garrett; one sister, Brooke ... Dad lettered for the Golden Eagles football team (1988-91) ... Brother played baseball at William Carey ... General Studies major ... Born Jan. 13, 1996.



**24**

**Dylan Burdeaux**


6-2, 230, R/R, Senior

Infielder

West Monroe, La. (West Monroe HS)

One of three Golden Eagles named preseason All-Conference USA ... Looks to make transition to first base from the outfield this spring ... **2016 (Jr.):** A first-team 2016 All-Conference USA selection as the team's starting right fielder ... One of four Golden Eagles to start every game (61) ... Batted leadoff in every game ... Led team in hits (86), runs (59), total bases (136) and home runs (11) ... Paced Conference USA with 59 runs, while ranking third in hits ... Hit .335 with 41 RBI ... Had a seven-game stretch with at least two hits (5/13-15; 5/19-21; 5/25), part of a career-high, 10-game hitting streak ... Had 30 games with at least two hits, including 10 with three hits ... His multi-hit total was tops on the team ... Enjoyed a two-home run game against UTSA (3/26); knocked in four runs on three hits and scored three runs versus the Roadrunners that day ... Added a five-RBI game at Charlotte (4/2) ... Homered in three-

straight games, coming against Alabama (3/15) and both games of a doubleheader at Marshall (3/18) ... Went errorless in 32 games at one point during the campaign, spanning 56 fielding chances ... Named to the Athletic Director's Honor Roll for the fall semester and the Dean's List during the spring semester and earned the C-USA Commissioner's Academic Honor Roll ... **2015 (So.):** Started 52 games in right field ... One of three Golden Eagles to reach 60-hit plateau ... Hit .283 with 28 RBI and 34 runs; finished with 10 doubles, a triple and four home runs ... Tops returning players after 12 of 16 in stolen base attempts ... 13 multi-hit games, including 7 three-hit outings ... Logged three hits and two runs scored in each game of season-opening sweep of Murray State (2/13-2/15) ... Two hits and season-best three RBIs vs. Oakland (3/7) ... Finished season strong with 16 hits, nine RBIs and 10 runs scored in USM's last 11 games ... Logged two assists while committing just four errors ... **2014 (Fr.):** Tallied a solid freshman season for the Golden Eagles as he appeared in 52 games and made 51 starts (38 in leftfield, 11 at first base and one at designated hitter) ... Registered a .266 batting average with 10 doubles, a triple and three home runs to go along with 24 RBI ... Named to the Conference USA All-Freshman team ... Notched 14 multiple-hit contests (12 two-hit, 2 three-hit) and six multi-RBI games (4 two-RBI, 1 three-RBI, 1 four-RBI) ... After starting season 0-for-6, he then went 10x25 (.400) over the next seven games – hitting safely in each one – with two doubles and six RBI during that stretch ... Belted a two-run, game-winning homer in the bottom of the ninth in the final game of the UTSA series (3/23) in a 10-9 victory ... Had two hits in that contest and started a string in which he collected at least one hit in 14 of the next 15 games ... Doubled and homered against UNO (4/1) during that time while driving in three runs ... Finished that string with a pair of singles against LSU (4/15) ... Had best hitting day in the opening round of the C-USA Tournament, collecting three hits and drive in a season-best four runs against East Carolina (5/21) ... Earned 2013 fall Dean's List ... Earned C-USA Commissioner's Honor Roll for academic year ... **Prep:** Played for Coach Ross Blankenship ... Was a District 2-5A selection ... Voted Class 5A All-State in football at linebacker, where he tallied 135 tackles, including 11 for loss, and earned All-Northeast Louisiana Defensive Player of the Year honors by **The News-Star** as a senior ... Earned all-district and all-Northeast Louisiana honors for his team as a junior ... As senior, nominee for student of the year at his school ... Named to Louisiana All-Academic team with a 3.87 grade point average ... Member of the National Honor Society, Interact, Biology Club and Spanish Club ... Played for Ark-La-Tex Marucci during the summer of 2012 and posted a .400 batting average with five home runs ... **Personal:** Son of David and Rhonda Burdeaux ... Majoring in Sport Management ... Born Feb. 21, 1994.



**33**

**Cody Carroll**

6-2, 180, R/R, Freshman

Pitcher


Mount Dora, Fla. (Eustis HS)

**Prep:** Played for Coach David Lee at Eustis High School ... Four-year baseball letterman ... Appeared in 19 games, with 13 starts ... Went 8-3, with 2.36 ERA ... Struck out 132 in 89 innings; allowed just six extra-base hits, no home runs ... Opponents hit .207 ... As a senior, started 11 games ... Went 6-2 with a 2.27 ERA ... Struck out 97, walked 17 in 61 2/3 innings ... Tossed six complete games, including two shutouts ... As



## Meet the Golden Eagles

a junior, appeared in eight games with two starts ... Went 2-1 with a 2.56 ERA and a save ... Struck out 35 in 27 1/3 innings ... **Personal:** Son of David and Buffy Carroll ... Father played baseball at Tallahassee (Fla.) CC and University of New Orleans ... Majoring in construction engineering ... Born April 8, 1997.



**41**

### Houston Case

6-2, 185, R/R, Junior

Pitcher

Brookhaven, Miss. (Brookhaven HS/Hinds CC)

**2016 (Jr.):** Appeared in just three games before an arm injury forced him to miss the remainder of the season ... Threw 5 2/3 innings, allowing five runs on four hits, with five strikeouts and four walks ... Pitched a season-high 2 1/3 innings in his lone start of season versus Tulane (3/22), allowing three runs on one hit, with two strikeouts, two walks ... Tallied a season-high three strikeouts against Eastern Illinois (2/20) ... Did not allow a run on three hits with a walk over two innings in that EIU outing, which was the first of his Golden Eagle career ... Named to the Athletic Director's Honor Roll for the fall semester ... **Junior College:** Played for Coach Sam Temple ... Teams won combined 83 games in his two seasons in Raymond ... **2015 (So.):** Went 7-2 with a save in 18 appearances, including three starts, with a 3.62 ERA ... Posted 57 strikeouts with 25 walks in 59 2/3 innings ... **2014 (Fr.):** Helped team finish runner-up in the 2014 National Junior College Athletic Association Division II World Series ... Went 3-4, including a five-hit, seven-strikeout, complete-game gem in the World Series ... Finished with a 3.36 ERA with 48 strikeouts and 21 walks in 67 innings pitched ... **Prep:** Played three seasons for Coach Randy Spring at Brookhaven High, posting a 7-5 career record with a 3.44 ERA ... Logged 77 strikeouts and 37 walks in 77 career innings ... Hit .345 with 10 doubles, two triples, four home runs and 43 RBIs. **Personal:** Majoring in Interdisciplinary Studies ... Born March 27, 1995.



**10**

### Storme Cooper

5-10, 185, R/R, Sophomore

Infielder

Wentzville, Mo. (Timberland HS)

**2016 (Fr.):** Started 41 of 57 games, all at second base ... Hit .235 with 26 runs scored and 25 RBI ... Had served primarily as late-inning defensive replacement over the final month of the season ... Drove in what proved to be the winning run in Conference USA championship game with a ninth-inning, opposite-field single off Rice ace Jon Duplantier ... Had seven multiple-hit games ... Added six multiple-RBI games ... Drove in seven of his season's runs over a four-game span in February, including two against New Orleans (2/20) and five in a three-game series against Northwestern State (2/26-28) ... Scored at least one run over an eight-game span from March 22 at Tulane until April 3 at Charlotte, in which he tallied a season-high three runs in the final game of that stretch ... Only allowed four errors at second base for a .980 fielding percentage and did not commit an error at one point over 36 games, which totaled 161 fielding chances ... Named to Athletic Director's Honor Roll during the 2016 fall semester ... **Prep:** Played for Coach Frank Masters ... Four-year letterman, three-year starter,

played shortstop and second base ... Hit .345 for prep career, with 22 doubles, 9 triples, 127 RBIs and 89 runs scored ... As senior, hit .372 with 42 RBIs, eight doubles, 13 stolen bases and 28 runs for the 19-5 Wolves ... 2015 **Perfect Game** Honorable Mention All-America; 2015 **Perfect Game** Central All Region ... 2015 first-team All-Gateway Athletic South Conference ... As junior, batted .357 with 36 RBIs, six doubles and 26 runs ... Second-team all-conference ... As a sophomore, hit .333 with 34 RBIs and 21 runs scored ... **Personal:** Son of Shelly and Shawn Cooper ... One brother, Shane; three sisters, Shelbi, Sofia, Sloane ... Brother playing baseball at Hutchinson Community College; dad played community college baseball; uncle, Scott Cooper, played in St. Louis Cardinals & Boston Red Sox organizations ... Majoring in Business Administration ... Born Oct. 26, 1996.



**38**


### Trey Davidson

6-2, 220, L/L, Junior

Pitcher

Bakersfield, Calif. (Garces Memorial HS/Wabash Valley CC)

**Junior College:** Played for Coach Rob Fournier ... **2016 (So.):** Made 15 appearances ... Finished 3-1 with 1.91 ERA ... Struck out 26, walked 14 in 33 innings ... **2015 (Fr.):** Made 11 appearances with one start ... Posted a 4-2 mark with 1.65 ERA ... Had 34 strikeouts, 10 walks, in 49 innings ... **Prep:** Played for Guy Dees ... Made 52 career appearances in four seasons ... Compiled 15-10 record and 2.97 ERA with four saves ... Logged 170 strikeouts, 85 walks, in 167 career innings ... Four-year baseball letterman ... As a senior, appeared in 17 games ... Went 5-7 with a 2.56 ERA ... Had 74 strikeouts, 32 walks, in 79 1/3 innings ... Named All-Area honorable mention ... As a junior, helped team go 27-6, win Southeast Yosemite League and be crowned Division III Central Section Valley champions ... Named honorable mention All-Southeast Yosemite League ... **Personal:** Son of Tonya and Rob Davidson ... Father played football at University of California-Davis ... Majoring in marketing ... Born June 27, 1996.



**39**

### Jake Davis

5-9, 192, L/L, Junior

Pitcher

Cypress, Texas


(Cy Fair HS/Naval Academy Prep School/Howard College)

**Junior College:** Played for Coach Roberto Martinez ... **2016 (So.):** Appeared in 21 games, including two starts ... Finished 5-2 with two saves, one complete game ... Held 4.34 ERA, with 55 strikeouts in 47 2/3 innings (10.38 strikeouts per nine innings) ... Region 5 honorable mention ... **2015 (Fr.):** Appeared in 10 games, with a 4.50 ERA ... Had six strikeouts in 16 innings ... Made dean's list all four semesters at Howard ... **Prep:** Had committed to the United States Naval Academy; attended the United States Naval Academy Prep School for a year (2013-14) ... Played for Coach Paul Orlando at Cy-Fair HS ... Two-year baseball letterman ... As a senior, went 3-3 with 2.62 ERA ... Had 35 strikeouts in 32 innings ... Named second-team All-District 17-5A ... **Personal:** Son of Ivette and Mark Davis ... Two brothers, Mark, Jackson ... Majoring in kinesiology ... Born Nov. 29, 1994.





# Meet the Golden Eagles



**18**

**Cole Donaldson**

6-0, 173, R/R, Sophomore  
Catcher

St. Charles, Mo. (Francis Howell North HS/  
Hutchinson (Kan.) CC)

**Junior College:** Played for Coach Ryan Schmidt ... **2016 (R-Fr.):** Appeared in 50 games, hitting .343 with 44 runs scored and 48 RBIs ... Hit 13 doubles, four triples, six home runs with 14 stolen bases ... Hit for the cycle against Independence CC ... Had 10-game hitting streak, 15 multiple-hit games, including two, four-hit games ... Threw out 14 of 30 bases runners (43.8 percent); picked off four baserunners; committed four errors ... Named second-team All-Jayhawk Conference ... **2015 (Fr.):** Appeared in just three games before being sidelined by injury ... **Prep:** Played for Coach Robert Dunahue ... Two-year baseball letterman ... **Personal:** Son of Carolyn Reeves and Jeff Donaldson ... A cousin, Matt Meier, is in Colorado Rockies organization ... Majoring in electrical engineering technology ... Born Dec. 24, 1995.



**26**

**Trent Driver**

6-1, 180, R/R, Redshirt Junior  
Pitcher

Raymond, Miss. (Tri-State Academy/Hinds CC)

**Junior College:** Played for Coach Sam Temple ... **2016 (R-So.):** Posted a 3-4 record in 15 appearances, which included three starts ... Threw 45 2/3 innings and allowed 54 hits, 41 runs, 27 earned runs with 10 walks and 32 strikeouts with a 5.32 ERA ... **2015 (R-Fr.):** Went 2-0, with 11 strikeouts, four walks in 16 innings ... **2014 (Fr.):** Red-shirted at Delta State ... **Prep:** Played for Coach Ricky Owens ... Four-sport standout; six-time baseball letter winner; five letters in track, four in basketball, three in football ... Helped team win state baseball crown in 2013; named All-State after hitting .420 with 22 steals; two-time All-District ... All-District in football/basketball ... Four-time state track champion (100 meters, 200 meters, 4X100-meter relay, 4X200-meter relay) ... **Personal:** Son of Lorie and Todd Driver ... Majoring in business ... Born Nov. 26, 1994.



**7**


**Matthew Guidry**

5-11, 205, L/R, Redshirt-Freshman  
Infielder

Hattiesburg, Miss. (Oak Grove HS)

**2016 (Fr.):** Redshirted ... Played for the Acadiana Cane Cutters in the Texas Collegiate League during the summer, posting a .331 batting average with 11 doubles, two triples and 14 RBI over 40 games ... Batted safely in 14 of his final 15 games, in which he registered an at bat ... Earned a spot in the league's All-Star game ... Named to the Dean's List during the fall semester and the Athletic Director's Honor Roll for the spring semester ... Awarded C-USA Commissioner's Honor Roll as well ... **Prep:** Played for Coach Chris McCardle ... One of four former Oak Grove teammates on the Golden Eagles' roster ... Three-year starter, playing left field, third base and shortstop ... Compiled .335 career average with 14 doubles, 52 RBIs and 74 runs scored ... Warriors

won state 6A baseball title in 2014, were runner-ups in 2015 ... As senior, hit .425, eight home runs, two home runs, 24 RBIs, 31 runs and eight stolen bases ... All-State selection ... Honor student ... As junior, hit .322 with 12 RBIs and 19 runs scored ... **Personal:** Son of Marina Little and Cody Guidry ... Five brothers, Rick, J.C., Hudson, Tate, Connor; two sisters, Meg and Camryn ... Dad played baseball at Pearl River Community College ... Majoring in Political Science ... Born Dec. 17, 1996.




**4**

**Tracy Hadley**

6-1, 189, R/R, Senior  
Infielder

Pascagoula, Miss. (Pascagoula HS/Pearl River CC)

**2016 (Jr.):** Took over the starting third baseman job after Taylor Braley went down with injury ... Appeared in 39 games, starting 33 ... Started at shortstop first two games of the season ... Started at second base, third base and designated hitter ... Sidelined for three weeks with a leg injury before returning to the field in late March ... Hit .256 with 13 RBI and 18 runs scored ... Lone home run came versus Mississippi State in Pearl (3/29) ... Had nine, multiple-hit games, including a three-hit game at Charlotte (4/1) ... Tallied at least one hit in each of the C-USA tournament games, including a pair of doubles, and drove in a run against Marshall (5/26) ... Played for the Waynesboro Generals of the Valley League during the summer in which he batted .265 with 24 runs, seven doubles, a triple, a home run and 17 RBI to go along with 18 stolen bases ... Earned a spot on the Athletic Director's Honor Roll for the spring semester and also was awarded the C-USA Commissioner's Honor Roll ... **Junior College:** Played for Coach Josh Hoffpaur at Pearl River Community College ... **2015 (So.):** Hit .260, with 26 RBI and five home runs. Stole nine bases ... **2014 (Fr.):** Hit .316 with 18 RBIs, five doubles, a triple and two home runs. Scored 26 runs and stole 8 of 9 bases ... **Prep:** Two-sport standout for the Panthers ... Helped Pascagoula win back-to-back Class 5A South State baseball crowns (2012-13) to reach state title series in junior and senior seasons ... Won Class 5A baseball state championship in 2102, runner-up in 2013 ... Played for Coach Richie Tillman ... As senior, hit .408 with 10 doubles, 18 RBIs and 19 runs scored ... As junior, hit .278 ... On the basketball court, played shooting guard, helping Panthers reach Class 5A state semifinals three consecutive seasons (2011-13) ... As senior, averaged 15.4 points, 3.9 rebounds, 1.7 assists and 2.2 steals a game ... As junior, averaged 13.2 points, 2.9 rebounds, 1.5 assists and 2.4 steals ... As sophomore, averaged 10.8 points, 3.9 rebounds, 1.8 assists and 1.8 steals ... **Personal:** Son of Tracy and Keena Hadley ... One brother, Breland ... Majoring in Interdisciplinary Studies ... Born June 29, 1995.



**25**

**Jordan Hayes**

6-1, 235, R/R, Sophomore  
Pitcher

Taylorville, Miss.  
(Taylorville HS/Pearl River CC)


**Junior College:** Played for Coach Josh Hoffpaur ... Coming off elbow surgery ... **2016 (So.):** Appeared in five games, with one complete game ... Went 4-1 with a 4.09 ERA ... Logged 23 strikeouts in 22 innings ... **2015 (Fr.):** Appeared in 10 games, with





## Meet the Golden Eagles

eight starts ... Went 6-3 with a 2.95 ERA..Had 41 strikeouts in 55 innings; 1.09 WHIP ... First-team MACJC All-State selection ... **Prep:** Played for Coach Dusty Hillman ... Two-time Class 2A All-State selection ... As a senior, was named Class 2A player of year after helping the Tartars to a state championship ... Finished 10-1 with 0.76 ERA ... Led all public high school pitchers with 106 strikeouts in 64 1/3 innings ... Played in the Mississippi High School All-Star Game ... As a junior, went 9-0 with 1.04 ERA and 75 strikeouts ... **Personal:** Son of George and Bridget Hayes ... One sister, Brooke ... Majoring in sports marketing ... Born: April 28, 1996.



### 11 Mason Irby

6-0, 193, L/R, Junior  
Outfielder  
Meridian, Miss. (Southeast Lauderdale HS/  
Jones County JC)

Named to 2016 fall semester Athletic Director's Honor Roll ... **Junior College:** Played for Coach Chris Kirtland (2016), Coach Christian Ostrander (2015) ... **2016 (So.):** Appeared in 62 games, hitting .387 with 71 runs scored and 76 RBI ... Hit 16 doubles, two triples and eight home runs, while stealing 32 bases and drawing 42 walk ... Helped Jones Junior College to 54-9 record, 2016 NJCAA World Series championship ... Named NJCAA Division III first-team All-American, ABCA/Rawlings Gold Glove, Marucci Elite Hitter Award (Region 23), first-team All-State ... **2015 (Fr.):** Appeared in 46 games, hitting .395 with 25 runs scored and 51 RBIs ... Hit 17 doubles, two triples, three home runs, while walking 18 times ... Second-team All-American, first-team All-Region 23, first-team All-State ... **Prep:** Played for Coach Shay Cooper ... As a senior, was named first-team All-State, first-team All-District ... Hit .473 with 36 RBIs and six home runs ... Played in 2014 Mississippi High School All-Star Baseball Game ... Was class valedictorian with 4.13 grade point average ... As a junior, was named first-team All-State, first-team All-District ... **Personal:** Son of Marcus and Lisa Irby ... Majoring in finance ... Born March 27, 1996.




### 17 Cooper Jones

6-3, 205, R/R, Junior  
Pitcher  
Pensacola, Fla. (Pensacola Catholic HS)

**2016 (r-So.):** Appeared in just one game, throwing 2/3 inning against Northwestern State (2/27) and allowing three runs on two hits ... Posted a 1-0 record with a 4.23 ERA for the Albany Dutchmen of the Perfect Game Collegiate Baseball League over the summer ... Saw action in five games and made four starts, throwing 17 innings ... Fanned 16 and walked nine for the Dutchmen ... His lone victory was a 4-0 shutout against Saugerties (7/5) in which he threw his summer high of five innings and allowed just one hit, while striking out five ... Earned a spot on the Athletic Director's Honor Roll for the spring semester and also was awarded the C-USA Commissioner's Honor Roll ... **2015 (So.):** Redshirted while recovering from arm surgery ... **2014 (Fr.):** Appeared in six games, all in relief, and did not post a record ... Threw nine innings and allowed four runs (two earned) with six strikeouts and four walks ... Three of his six outings lasted at least two innings with a season-best 2 2/3 against

Middle Tennessee (4/4) ... Fanned a season-best two vs. Blue Raiders as well as LSU (4/15) ... Named to 2014 spring and fall Athletic Director's Honor Roll..Named to 2013 fall Athletic Director's Honor Roll ... Also made the C-USA Commissioner's Honor Roll ... **Prep:** Played for Coach Richard LaBounty ... As senior, went 9-0 with three saves with 1.32 ERA ... Recorded 81 strikeouts and 29 walks over 58 1/3 innings ... Appeared in 16 games (nine starts) ... Squad named 2013 prep national champions by **Collegiate Baseball, USA Today** and **MaxPreps** after finishing 30-0 and winning a second consecutive Florida Class 4A state championship ... Threw the final frame in the clinching game in a 7-5 victory over Miami Monsignor Pace ... Threw a complete game three-hitter in the state semifinals, defeating Fort Myers-Bishop Verot 2-0 ... Second-team Louisville Slugger All-American ... As junior, went 8-0 with 1.14 ERA ... Fanned 58 and walked 28 in 55 1/3 innings ... Threw a complete game to clinch the 2012 Class 4A state crown by topping Bishop Verot in the title game. The win avenged a loss to Verot in the 2011 state title game ... **Personal:** Son of Tim Jones and Kelli Malone ... Majoring in Business Administration ... Born June 8, 1995.



### 3 Daniel Keating

6-3, 205, R/R, Junior  
Outfielder  
Gulfport, Miss. (Gulfport HS)

**2016 (So.):** Named Conference USA Tournament Most Valuable Player, after hitting .428 (6 of 14) with four doubles, a home run, four runs scored and six RBI in the Golden Eagles' run to the tournament title ... Appeared in 48 games, including 36 starts (33 at designated hitter and three in left field) ... Hit .303 with 29 RBI and 28 runs scored ... Hit five home runs, nine doubles and a triple ... Tallied a walk-off single in 2-1 win against Rice (4/24) ... Ended game with UTSA (4/26) after eight innings with two-run home run ... Tallied a nine-game hitting streak from April 20 to May 19 ... Hit safely in seven of his final eight games, with multiple hits in six of them ... Drove in season-high five runs against Old Dominion (5/25) in the opening game of the C-USA Tournament, which included a three-run homer ... Named to the Dean's List for the fall semester and the Athletic Director's Honor Roll during the spring semester ... **2015 (Fr.):** One of three Golden Eagles to make debut in 2015 as true freshmen ... Appeared in 36 games, including 19 starts (15 in left field, three in center, one in right) ... Hit .278 with 19 runs scored and 10 RBIs ... Seven RBIs came in two contests ... Was 2-for-2 with a triple, two RBIs and run scored at Troy (2/28) ... Was 3x4 with two triples, double, four RBIs and run scored vs. FIU (3/15) ... Also was 3X3 with three runs scored in first game of doubleheader at Louisiana Tech (3/20) ... Finished season with three doubles, three triples and stole 8 bases in 11 attempts ... Named to 2014 fall Athletic Director's Honor Roll ... **Prep:** Played for Coach Jamie McMahon ... Posted a .329 career batting average with 16 doubles, four triples, 11 home runs and 57 RBI over three seasons at Gulfport High School ... Batted .370 with 10 doubles, three triples, four home runs and 22 RBI en route to an all-state season as senior ... Also earned all-region, all-area and all-district honors ... Named all-region, all-area and all-district following his junior campaign, hitting .333 with six doubles, a triple, six home runs and 30 RBI to go along with 15 stolen bases ... Also a member of the football team, **Personal:** Son of Hugh and Donna Keating ... One brother, one sister ... Majoring in Business Administration ... Born Sept. 23, 1995.



# Meet the Golden Eagles




**16**

## J.C. Keys

5-10, 173, R/R, Sophomore  
Pitcher/Outfielder  
Hattiesburg, Miss. (Oak Grove HS)

**2016 (Fr.):** Appeared in 34 games, primarily as a pinch-runner and/or late-inning defensive replacement in the outfield ... Has scored nine runs ... No hits in four at-bats ... Appeared also on the mound for four relief appearances ... Allowed five runs on five hits in 1 2/3 innings ... Walked nine while striking out two ... Played for the Acadiana Cane Cutters in the Texas Collegiate League ... Made the league's all-star game and earned the victory with an inning of relief in the contest ... Posted an 0-2 mark during the summer with a 4.13 ERA ... Fanned 44 in 37 innings of work in which he appeared in 13 games with one start ... Named to C-USA Commissioner's Honor Roll ... Earned Athletic Director's Honors during the 2016 fall semester ... **Prep:** Played for Coach Chris McCardle ... One of four former Oak Grove teammates on the Golden Eagles' roster ... Three-year starter, played pitcher and outfield ... Compiled went 18-7 in his career with 2.18 ERA.; appeared in 33 games (26 starts) with 10 complete games; logged 201 strikeouts and 105 walks in 151 innings ... Finished with .311 career average with 45 RBIs, 48 runs scored and 16 stolen bases ... Warriors won state 6A baseball title in 2014, were runner-ups in 2015 ... As senior, went 10-2 with a 1.64 ERA; in 13 appearances (12 starts); threw seven complete games, including three no-hit shutouts; logged 117 strikeouts and 48 walks in 81 innings ... Hit .336 with seven doubles, 27 RBIs and 20 runs scored ... Mississippi High School All-Star Team ... First-team All-State, first-team All-Region, first-team All-Area ... As junior, went 2-3 with 3.59 ERA with 33 strikeouts in 25 1/3 innings ... Hit .322 with 18 RBIs and 12 runs scored ... As sophomore, started eight games, including three complete games; finished 6-2 with 2.35 ERA with 51 strikeouts in 44 2/3 innings ... Played football three years, finishing with 134 tackles in 22 career games with eight interceptions ... As senior, completed 37 of 50 passes for 323 yards and four touchdowns while rushing for 126 yards on 33 carries; had 91 tackles, four interceptions ... **Personal:** Son of Iris and Joseph Keys ... Majoring in Business Administration ... Born Oct. 9, 1996.




**1**

## Jaylon Keys

6-1, 178, R/R, Junior  
Infielder  
Bay Springs, Miss.  
(Northeast Jones HS/Meridian CC)

**Junior College:** Played for Coach Dillon Sudduth ... **2016 (So.):** Appeared in 50 games, hitting .302, with 45 runs, 32 RBIs ... Hit six doubles, five triples, six home runs; stole 15 bases ... **2015 (Fr.):** Appeared in 47 games, hitting .254, with 25 runs, 32 RBIs ... Hit eight doubles, two triples, six home runs; stole nine bases ... **Prep:** Played for Coach Jeremy Parker ... Hit .477 in 87 games over four-year career ... Scored 86 runs with 86 RBIs ... Hit 28 doubles, 11 triples and seven home runs ... Only 26 strikeouts in 287 career at-bats ... As a senior, selected for Mississippi High School All-Star Game ... Named All-State, All-Jones County, All-District ... Hit .543 in 27 games, .635 OBP ... Scored 33 runs with 38 RBIs ... Hit nine doubles, four triples, four home runs with 20 stolen bases



**2**

## Casey Maack

6-3, 190, R/R, Junior  
Infielder  
Plano, Texas  
(Prestonwood Christian Academy/  
Mesquite (Texas) Eastfield CC)

**2017 (Jr.):** Named to 2016 fall semester Dean's List ... **Junior College:** Played for Coach Michael Martin ... Played in Texas Junior College All-Star Game, New Mexico Junior College All-Star Game ... **2016 (R-So.):** Appeared in 53 games, hitting .363 ... Scored 48 runs with 44 RBIs ... Hit 12 doubles, four triples, four home runs ... **2105 (R-Fr.):** Hit .441, with a team-high 59 runs and 59 RBIs (fourth nationally) ... Hit 18 doubles, 12 home runs and stole 15 bases ... **2014 (Fr.):** Sat out season while recovering from Tommy John surgery ... **Prep:** Played for his father, Coach Mike Maack ... Four-year baseball letterman ... As a senior, hit .330 with nine home runs and 20 steals ... First-team All-District ... **Personal:** Son of Mike and Leigh Ann Maack ... Father played at Tulane and in Minnesota Twins organization; was head coach at Tennessee Tech University, pitching coach at University of Central Florida, University of Tennessee ... Mother was a tennis standout ... Grandfather, Glenn Rowden, played infield for New York Yankees; uncle Wade Rowden played for the Cincinnati Reds, Baltimore Orioles, Chicago Cubs ... Majoring in sports management with minor in liberal arts ... Born Feb. 15, 1995.



**8**

## Kirk McCarty

5-10, 185, L/L, Junior  
Pitcher  
Hattiesburg, Miss. (Oak Grove HS)

One of three Golden Eagles named Preseason All-Conference USA ... **2016: (So.):** A first-team All-Conference USA ... Named to 12-man Conference USA All-Academic team ... Led the team in victories with an 8-1 record ... Added a team-best 89 strikeouts ... His 16 starts also a team high ... Posted 3.15 ERA, allowing 34 runs on 100 hits over 88 2/3 innings ... Threw complete game (seven innings) at UAB (4/17) ... Named to NCAA Tallahassee All-Regional team, after throwing six shutout innings with four strikeouts, zero walks and only three hits allowed in the opener against South Alabama (6/3) ... Reached career-high nine strikeouts on three occasions, most recently vs. Western Kentucky (5/7), as well as UTSA (3/26) and Marshall (3/19) ... Added eight strikeouts vs. Rice (4/24) ... Allowed just one hit against WKU ... Team won 15 of 16 games he started, including nine of the 10 C-USA games he began ... Picked up wins in six of 10 C-USA starts ... Registered a win in C-USA tournament, checking Marshall (5/26) on three runs on seven hits in 5 1/3 innings ... Posted a 2-1 record with a 1.98 ERA in five appearances (four starts) for the Orleans Firebirds in the Cape Cod Baseball League ... Fanned 20 and walked just six in 22 2/3 innings of work ... Did not allow a run over his first 11 innings of work during the summer



## Meet the Golden Eagles

... Named to President's List during the fall and spring semesters ... Earned a C-USA Academic Medal as well as a member of the league's Commissioner's Honor Roll for the year ... **2015 (Fr.):** One of four, former Oak Grove teammates on Golden Eagles' roster ... Joined former Oak Grove High teammate Taylor Braley on 2015 All-Freshman Conference USA ... One of three Golden Eagles to make debut in 2015 as true freshmen ... Appeared in seven games, including five starts ... Finished 4-1 with 4.09 ERA ... First two starts \_ New Orleans (2/18); at South Alabama (3/3) \_ ended in no decisions ... Allowed four runs (three earned) on nine hits in 4 1/3 innings vs. UNO; Scattered six hits over 4 2/3 shutout innings at South Alabama ... Picked up first career win with 2 2/3 innings in relief vs. Ole Miss (4/7), allowing just a walk ... Picked up win in debut in weekend rotation, allowing one run on eight hits in Went 7 innings at Western Kentucky ... Followed with another, 7-inning outing in the second game of a doubleheader vs. Florida Atlantic, surrendering an unearned run on five hits, with three walks and three strikeouts ... Went a career-long 7 2/3 innings in a win vs. Marshall (5/2), allowing no runs on six hits and two walks ... Posted career-high six strikeouts in a 5 1/3-inning relief appearance at Rice (3/28) ... Named to 2014 fall President's List with 4.0 GPA ... **Prep:** Posted 25-3 pitching record and career .364 batting average with 16 doubles, four triples, six home runs and 69 RBI over career at Oak Grove High School ... Captured two 6A state championships in baseball during the 2012 and 2014 seasons ... Did not finish any worse than South State championship series in his four seasons ... **Clarion-Ledger** Dandy Dozen senior season, as well as a **Louisville Slugger** honorable mention All-American in both 2013 and 2014 ... Made 2014 North/South All-Star game ... Three-time, First-team All-State selection, while earning second-team All-State honors as a freshman ... Earned first-team All-district, All-Area and All-Region all four seasons ... Also played first base and outfield ... As senior, went 7-1 with a 1.41 ERA ... Fanned 81 and walked just 10 over 54 2/3 innings of work ... Holds the state record for most strikeouts (118) during his junior campaign and his 307 total for his career is a state-best as well ... Whiffed a career-best 18 against Meridian in 2013 ... Led school's football team to a 14-1 record his senior season to win the state title in football at quarterback ... Threw for 6,989 yards and 80 touchdowns with just 20 interceptions ... Participated in **USA Baseball's** Tournament of Stars ... Member of the National Honor Society ... **Personal:** Son of Morgan and Angela McCarty ... Two brothers, one sister ... Dad ran cross country at Southern Miss ... Majoring in Accounting ... Born Oct. 12, 1995.



### **28** **Calder Mikell**

6-1, 170, R/R, Redshirt Sophomore  
Pitcher  
Petal, Miss. (Petal HS/Jones County JC)

**2017 (So.):** Named to 2016 fall semester Athletic Director's Honor Roll ... **Junior College:** Played for Coach Chris Kirtland (2016); Coach Christian Ostrander (2015) at JCJC ... **2016 (R-Fr.):** Appeared in 15 games, starting 14 ... Went 10-1 with a 4.91 ERA, helping the Bobcats to 54-9 record and the NJCAA World Series championship ... Kept Bobcats' hopes alive with complete-game, 11-3 win over Brunswick; allowed six hits, struck out six, walked five ... Led staff with 11.62 strikeouts-per-nine innings ratio ... Pitched two complete games ... Had 71 strikeouts, 46 walks in 55 innings ... **2015 (Fr.):** Signed with Ole Miss out of high school, but did not play in Oxford ... **Prep:** Played for Coach Larry Watkins ...


Three-year letterman ... *Jackson (Miss.) Clarion-Ledger* Dandy Dozen selection (2013, 2014) ... Finished with 16 career wins and 2.38 ERA, with 241 strikeouts in 153 innings ... As a senior, went 4-3 with a 2.72 ERA ... Struck out 95 in 56 2/3 innings ... Opponents hit .167 off him ... **Personal:** Son of Sandy and Victor Mikell ... One sister, Lindsey ... Majoring in criminal justice ... Born Nov. 28, 1995.



### **27** **Austin Millet**

6-1, 190, R/R, Sophomore  
Pitcher  
Prairieville, La. (East Ascension HS)

**2016 (r-Fr.):** Appeared in 13 games, all in relief ... Finished 1-1 with 5.21 ERA ... Allowed 11 runs on 10 hits in 19 innings, with nine strikeouts and 15 walks ... Tallied career-best three strikeouts in first appearance versus Eastern Illinois (2/19) ... Picked up win against New Orleans (2/24), allowing just one hit in 2 2/3 innings ... **2015 (Fr.):** Redshirted ... **Prep:** Played for Coach Britt Waguespack and Coach Mike Toups ... Four-year letterwinner, played pitcher, catcher, outfield and infield ... Hit .330 as a senior, .310 as junior ... Registered a pair of pitching victories during his sophomore and junior seasons in limited innings ... First-team all-district three times ... Team reached state playoffs in each of his four seasons ... State All-Star ... **Personal:** Son of Troy and Robin Millet ... One sister ... Majoring in Sport Coaching Education ... Born April 10, 1996.



### **14** **Gabe Montenegro**

5-7, 165, L/L, Freshman  
Outfielder  
Guatemala City, Guatemala  
(Tampa [Fl.] Carrollwood Day HS)

Named to 2016 fall semester President's List ... **Prep:** Played for Coach Nick Rodriguez ... Two-year baseball letterman ... Appeared in 48 games, hitting .413 with .486 OBP ... Scored 52 runs with 41 RBIs ... Hit 14 doubles, three triples, five home runs ... As a senior, named Hillsborough County FACA Player of Year; played in High School All-Star Classic at Tropicana Field ... Appeared in 24 games, hitting .375 ... Scored 25 runs with 25 RBIs ... Hit seven doubles, three home runs ... As a junior, appeared in 24 games, hitting .453 ... Scored 27 runs with 16 RBIs ... Hit seven doubles, three triples, two home runs ... Played on the 2012 Guatemalan national team that won the Senior League World Series ... **Personal:** Son of Melanie Slowing and Mauricio Montenegro ... Father played on Guatemalan national baseball team; mom swam in the 2004 Olympics in Athens ... Majoring in kinesiology ... Born April 10, 1997.



### **36** **Alex Nelms**

6-3, 200, R/R, Freshman  
Pitcher  
Gulfport, Miss. (Gulfport HS)


Named to 2016 fall semester President's List ... **Prep:** Played for Coach Jamie McMahon ... Three-time baseball letterman ... As senior, went 6-2 with 0.36 ERA ... Struck out 63, walked 11 in 59 innings ... First-team All-District;





## Meet the Golden Eagles

second-team All-State ... Played in Crossroads Diamond Club All-Star Baseball Game ... As junior, appeared in 12 games, including 10 starts with two shutouts ... Finished 3-4 with 1.98 ERA ... Struck out 56, walked 10 in 56 2/3 innings ... Played in Mississippi State Games, East-West All-Star Baseball Game ... Kiwanis Club player of month in each of junior/senior seasons ... **Personal:** Son of Kathi and Johnny Nelms ... Majoring in biology (Honors College) ... Born June 24, 1998.



### 35 Walker Powell

6-7, 191, R/R, Sophomore  
Pitcher  
Fayetteville, Ark. (Fayetteville HS)

**2016: (Fr.):** Appeared in 18 games, taking over the Sunday starting role in May ... Finished 4-3 with a 3.46 ERA ... Allowed 15 earned runs on 44 hits in 39 innings, with 32 strikeouts and nine walks ... Recorded longest outing of the year against Louisiana Tech (5/15) in which he shutout the Bulldogs over 5 1/3 innings for a 2-0 victory ... Added wins against Northwestern State (2/26), Samford (3/13) and Middle Tennessee (4/9) ... Allowed just one run on eight hits over three innings in Conference USA Tournament vs. Marshall (5/28) ... Named to C-USA Commissioner's Honor Roll ... **Prep:** Played for Coach Vance Arnold ... Three-year letterman, played pitcher, shortstop, third base, first base and second base ... As senior, did not pitch, but still helped team to 36-4 mark and reach Class 7A state semifinals ... Appeared in 14 games, hitting .226 with four RBIs and 4 runs scored, with a home run, triple and double ... As junior, made seven appearances on the mound, posting a 2-0 record with 2.42 ERA and one save ... Allowed 15 runs (nine earned) in 26 innings, striking out 26 and walking eight ... Opponents hit .231 against him ... At the plate, hit .279 in 31 game, with 13 RBIs, six doubles and eight runs scored ... Helped team to conference championship and spot in state championship game ... As a sophomore, team won state crown ... Honor student ... **Personal:** Son of Stacey and Matt Powell ... One brother, Gage; one sister, Ella May ... Majoring in Business Administration ... Born June 11, 1996.



### 15 Stevie Powers

6-1, 190, L/L, Sophomore  
Pitcher  
Savannah, Ga. (Benedictine Military School)

**2016 (Fr.):** Appeared in 18 games, with five starts ... Posted 1-1 record with 4.64 ERA ... Allowed 17 runs on 25 hits in 33 innings, with 26 strikeouts and 22 walks ... Earned lone win against Marshall (5/28) in Conference USA Tournament with two innings of scoreless relief ... Had season-high four strikeouts in back-to-back appearances against Southeastern Louisiana (3/9) and Marshall (3/18) ... Tallied longest outing of the year of 5 2/3 innings against Southeastern Louisiana (2/19) in which he did not allow a run on four hits with two walks and four strikeouts ... Added strong outing at Ole Miss (4/13) in which he held the Rebels scoreless over 4 1/3 innings on four hits and two walks with three strikeouts but did not record a decision ... Named to the Athletic Director's Honor Roll for both the fall and spring semesters ... Earned C-USA Commissioner's Honor Roll ... **Prep:** Multi-sport standout at Benedictine ... Played for Coach Kevin Farmer ... Three-

time Region 2-AA pitcher of year and first-team All-Region honoree ... As senior, went 5-2 with 1.55 ERA , 61 strikeouts in 40 innings ... As junior, went 11-2 with 1.85 ERA , 109 strikeouts in 83 innings ... Three-time "Best of Preps" Savannah Morning News first-team All-Greater Savannah ... GHSA Class AA Final Four in 2013; GHSA Class AA State Champions in 2014 ... Named Greater Savannah Sports Hall of Fame "Pitcher of Year" as senior ... Preseason Georgia Dugout Club all-state selection as junior and senior ... Selected to UnderArmour National Team in Omaha, Neb ... Participated in Perfect Game Wood Bat Tournament in Atlanta ... Led Benedictine to GHSA Region 2 AA state football championship, passing for more than 3,300 yards and 32 touchdowns as a senior ... Named All-State quarterback by Georgia Sports Writers Association ... "Best of Preps" Savannah Morning News Offensive Player of Year ... Savannah Quarterback Club Player of Year ... 2014 Atlanta Falcons Warrick Dunn "Captain in the Community" annual award given to most outstanding high school football student-athlete in the state demonstrating leadership skills on/off field ... In career, passed for more than 6,500 yards and more than 60 touchdowns ... Awarded Chuck Phillips Scholarship as senior (given annually to Cadet student-athlete demonstrating strong moral character/leadership skills) and Lawton M. Calhoun Award by Greater Savannah Athletic Hall of Fame (given annually to most outstanding student/athlete in Savannah area) ... National Honor Society member ... **Personal:** Son of Steven and Tami Powers ... One brother, Ryan; one sister, Madison ... Majoring in Business Management ... Born Oct. 4, 1996.



### 23 Luke Reynolds

6-1, 215, L/R, Junior  
Infielder  
Forest, Miss. (Mississippi State)

Transfer from Mississippi State ... Named to Athletic Director's Honor Roll during the fall semester ... **2016 (Mississippi State, Jr.):** Did not see any action ... **2015 (Mississippi State, So.):** Hit .304 in 35 games played, tallying 28 hits, 21 walks, 15 runs, 12 RBIs and six doubles in 92 at-bats ... Started 20 games (17 at designated hitter and three at third base) ... Raked at a .370 clip with a .452 on-base percentage in 16 SEC games played (10 starts) ... Hit .429 with six RBIs and four doubles in 13 games away from home ... Finished the final stretch of SEC play as one of the hottest hitters in the league, ending the regular season on a season-long 10-game hitting streak ... Hit .500 (20 for 40) with seven RBIs and four doubles during the tear after beginning the season hitting just .154 (8x52) ... Tallied three hits, three walks and an RBI, May 14-16, in the final series of the season at Tennessee ... Played summer ball for the Lima Locos of the Great Lakes Summer Collegiate League ... Named a GLSCL All-Star ... Member of the All-GLSCL Second Team ... Led the Locos to a league championship after hitting .350 (7 for 20) in five playoff games ... Hit .344 in 128 at-bats and tied for sixth in the league in runs scored (29) and doubles (12) ... Played in 36 games total, tallying 20 RBIs, 10 walks, three stolen bases, a triple and a home run ... Named the 11th-best MLB prospect in the GLSCL by Perfect Game ... **Junior College:** Played in the National Junior College Athletic Association national championship game at the NJCAA World Series in Enid, Oklahoma, where he tallied a hit, walk and an RBI ... Earned first-team all-state honors in his only year of junior college ... Hit .376 in 59 games with a team-high 63 runs,





## Meet the Golden Eagles

36 walks, 35 RBIs, 14 doubles, 14 stolen bases, five triples and five stolen bases ... **Prep:** Named first-team all-state in 2012 and 2013 as well as second-team all-state in 2011 ... Hit .615 as a senior with 41 RBIs, 38 runs, eight home runs and a .670 on-base percentage ... Raked at a .535 clip with 33 RBIs, 31 runs and two homers as a junior ... Collected 40 hits (.415) with 21 driven in and 39 runs as a sophomore ... Hit .333 in his freshman campaign with 33 runs on 30 hits, driving in 10 ... Earned second-team all-state honors in 2012 ... Earned first-team all-state honors in tennis in 2013 ... Won a state championship in football in 2010 and earned second-team all-state honors in 2012 ... Also played soccer ... **Personal:** Full name is Luke Andrew Reynolds ... Son of Cindy and Randy Reynolds ... Has two siblings, Matt and Nate Reynolds ... Born March 20, 1995.



### 30 Hayden Roberts

6-0, 187, R/R, Junior  
Pitcher  
Irvington, Ala. (Alabama Southern CC)

**2016 (Jr.):** Appeared in seven games, including a pair of starts ... Made first career start in Conference USA Tournament championship game versus Rice (5/29) and gave up one run on four hits in 4 2/3 innings against the Owls, striking out two and walking two ... Fanned a season-high five over four innings of work versus South Alabama (6/5) in NCAA Regionals, not allowing a run and giving up just one hit and three walks in the contest ... Longest previous outing had been a two-inning stint against Western Kentucky (5/8) ... Threw 1 1/3 scoreless innings against Louisiana-Lafayette (4/26), walking two and striking out two ... Not cleared to pitched until mid-April after recovering from an arm injury ... Made first appearance at Tulane (4/19) in relief ... Named to Athletic Director's Honor Roll ... **Junior College:** Played for Coach Daniel Head ... **2015 (So.):** Appeared in five games, all starts ... Posted 2-1 record with 3.33 ERA ... Allowed 12 runs (nine earned) in 24 1/3 innings, striking out 38 and walking eight ... Averaged 14 strikeouts a game ... Shut down after five appearances, eventually having Tommy John surgery ... **2014 (Fr.):** Appeared in 15 games, including nine starts ... Went 4-2 with four saves, with 2.24 ERA ... Recorded 52 strikeouts and walks in 64 1/3 innings ... Team went 36-16, won Alabama Southern Conference championship ... Named first-team All-Conference ... **Prep:** Played for Coach David Sprinkle at Alma Bryant High School in Irvington, Ala ... Played third base, second base, shortstop and pitcher ... As senior, logged seven wins and 1.45 ERA ... Posted 1.54 ERA in 2012 ... Was All-Region second baseman by Mobile (Ala.) Press-Register; honorable mention All-State second baseman by Alabama Sportswriters Association ... **Personal:** Son of Sondra and Neil Roberts ... One brother, Ty ... Majoring in Interdisciplinary Studies ... Born Aug. 22, 1995.




### 5 Nick Sandlin

5-11, 170, R/R, Sophomore  
Pitcher  
Evans, Ga. (Greenbrier HS)

**2016 (Fr.):** Named Freshman All-American by Louisville Slugger/Collegiate Baseball as the team's primary closer ... Earned Conference USA All-Freshman ac-

colades as well ... Set Golden Eagle freshman record with 12 saves, which tied him for fifth on the school's single-season list ... Appeared in 26 games, all in relief, posting 3-3 record with 2.38 ERA ... Allowed 15 runs on 32 hits in 41 1/3 innings, with 44 strikeouts and 20 walks ... Picked up wins against Marshall (3/19), UTSA (3/24) and Rice (4/24) ... Picked up saves in the last two games of Conference USA tournament against Marshall (5/28) and Rice (5/29) ... Went a season-high five innings vs. South Alabama (3/2), allowing just one hit with a season-high five strikeouts and two walks ... Went 4 2/3 innings against UTSA (3/24) ... Was not been asked to go longer than 2 2/3 in his final 16 appearances ... Had three or more strikeouts in eight outings during the year ... Named to President's List During the fall and spring semesters ... Also earned a C-USA Commissioner's Academic Medal, while also garnering Commissioner's Honor Roll status ... **Prep:** Played two seasons for Coach Jason Osborn at Evans (Ga.) Greenbrier High School ... In those two years, the Wolfpack won 55 games, including 2015 Class AAAAA Georgia State High School baseball championship games ... On the mound, posted a career 24-2 record with 1.23 ERA ... In 30 career appearances, struck out 211 batters while walking 65 ... In 159 career innings, allowed 79 career hits. Of those, just eight hits went for extra bases (four doubles, two home runs in 2015; two home runs in 2014) ... At the plate, hit .348 over his two seasons, with 73 hits, 47 RBIs and 41 runs scored ... Had 16 doubles, four triples and two home runs ... As a senior, went 11-2 record with 1.05 ERA ... Struck out 117 in 86 innings with 38 walks ... Hit .337 with 35 hits, 26 RBIs and 23 runs scored ... Had nine doubles and one home run ... As a junior, named **Augusta (Ga.) Chronicle** Player of the Year ... Named Region2-AAAAA Pitcher of the Year ... Posted 13-0 record and 1.44 ERA with one save in 15 appearances ... Logged 94 strikeouts and 27 walks in 67 innings pitched ... Hit .358 with 38 hits, 21 RBIs and 18 runs scored ... Had seven doubles, four triples and one home run ... **Personal:** Son of John and Daisy Sandlin, Older brother, Jake, played for the Golden Eagles in 2015 and currently is an assistant baseball coach at Georgia College ... Majoring in Construction Engineering Technology ... Born Jan. 10, 1997.



### 21 Hunter Slater

6-0, 200, L/R, Sophomore  
Outfielder  
Mobile, Ala. (Bayside Academy)

**2016 (r-Fr.):** Named to the Conference USA All-Freshman team ... Appeared in 52 games, starting 40 ... Was primarily designated hitter until moving to left field in May when Chase Scott was shifted to second base fulltime ... Hit .314 with 26 RBI and 28 runs scored ... Had 44 hits, including 10 doubles and four home runs ... Had back-to-back two-hit games in the NCAA Regional in Tallahassee, doubling and driving in three against South Alabama (6/3) in the opener and added a pair of hits with an RBI against Florida State (6/4) ... Homered and drove in four runs at FAU (4/29) ... Had 15 multiple-hit games, including four, three-hit games ... Scored career-high three runs at FIU (5/21) ... Hit safely in a stretch of 13 of 15 games late in the season (4/26-5/26) and batted .381 (21x55) over that span with six doubles, a home run and 11 RBI ... Tallied three hits against Alabama (3/15) ... Named to the Athletic Director's Honor Roll for the fall semester and the Dean's List for the spring semester ... Was a member of the C-USA Commissioner's Honor Roll ... **2015 (Fr.):** Redshirted ... Made 2015 fall



# Meet the Golden Eagles

President's List with 4.0 GPA ... **Prep:** Played for Coach Doug Leffard at Bayside Academy, earning first-team Coastal Alabama All-Region honors as a senior ... Hit .440 with two home runs, 41 RBIs and 21 runs scored ... Team finished 25-8 and was the 3A Area 1 runner-up, making their 11th consecutive appearance in the Alabama High School Athletic Association playoffs; team garnered top 10 final ranking for the 11th consecutive year ... As a junior, batted .498 with five homers and 44 RBI ... Hit .504 as a sophomore as the squad won the region championship ... Hit .411 as a freshman ... Two-time, 3A All-State selection and three-time All-Region pick ... **Personal:** Son of Tara Lazenby and Rick Slater ... Has one sister ... General Studies/Undeclared major ... Born Sept. 17, 1995.



**34**  
**Colt Smith**  
6-3, 195, R/R, Junior  
Pitcher  
Myrtle, Miss.  
(Myrtle HS/Northwest Miss. CC)

**2017 (Jr.):** Named to 2016 fall semester Athletic Director's Honor Roll ... **Junior College:** Played for Coach Mark Carson ... Two-time, second-team All-MACJC selection ... **2016 (So.):** Appeared in 14 games, including 13 starts with one complete game ... Went 4-2 with 3.61 ERA ... Struck out 40, walked 22 in 71 2/3 innings ... Three-time, MACJC pitcher of week ... **2015 (Fr.):** Appeared in 14 games, including 12 starts with two complete games ... Went 6-2 with a 2.88 ERA ... Struck out 49, walked 26 in 65 1/3 innings ... **Prep:** Played at three high schools, including New Albany (Coach John Walker), Lewisburg (Coach Rusty Cagle), Myrtle (Coach Robert Gordon) ... Four-time baseball letterman ... As a senior at Myrtle, named Class 1A-2A co-player of year; named first-team All-State; first-team All-Area; first-team All-District ... Perfect Game 2014 South Region honorable mention ... Went 7-3 with a 1.32 ERA, striking out 85 ... Hit .476 with 10 doubles, one triple, two home runs ... Played in Crossroads Diamond Club All-Star Baseball game ... As a junior at Lewisburg, was named Class 4A pitcher of year ... Helped team to District crown and Class 4A state championship ... First-team All-District; second-team All-DeSoto County ... As sophomore at New Albany, named Super 20 first-team All-District ... **Personal:** Son of Teresa and David Smith ... Two brothers, Corey, Christopher ... Corey Smith was two-time MACJC All-State selection at Northeast Mississippi Community College ... Majoring in coaching/sports administration with minor in sociology ... Born Oct. 23, 1995.



**37**  
**Hunter Stevens**  
6-5, 230, R/R, Senior  
Pitcher  
Huntington Beach, Calif. (Panola JC)

**2016 (r-Jr.):** Appeared in seven games, including starts against New Orleans (2/24) and South Alabama (3/2) ... Finished season at 0-1 with a 9.58 ERA ... Allowed 11 runs in 10 1/3 innings, with 14 strikeouts and nine walks ... His final appearance came against Tulane (4/19), allowing a hit, while walking two and striking out one in a scoreless inning worked ... Fanned season-high five against South Alabama (3/2) ... Had 11 strikeouts in his first three appearances, spanning eight

innings of work ... Received the C-USA Academic Medal and was a member of the Commissioner's Honor Roll ... Earned Athletic Director's Honor Roll accolades for the fall semester and Dean's List honors during the spring semester ... **Junior College: 2015 (r-So.):** Transferred to Panola Junior College in Carthage, Texas ... Played for Coach Todd Shelton ... In lone season at Panola, appeared in 12 games, including 11 starts ... Posted 3-5 record and 5.13 ERA ... Averaged 8.37 strikeouts per game ... Allowed 37 runs (30 earned) on 50 hits in 52 2/3 innings ... Recorded 49 strikeouts and 39 walks ... **2014 (r-Fr.):** Lone season at Golden West ... Played for Coach Bert Villarreal ... Appeared in seven games, posting 15.55 ERA ... Allowed 10 runs (all earned) in 5 2/3 innings on nine hits ... Had five strikeouts and five walks ... **2013:** Did not play at Golden West ... **2012 (Fr.):** Redshirted after signing with Golden West College in Huntington Beach, Calif. ... **Prep:** Played for Coach Robert Marshall at Huntington Beach (Calif.) Marina High School ... Also played one season each of football and basketball ... **Personal:** Son of Joi Packer and Daniel Stevens ... One brother, Parker; two sisters, Heather and Amber ... Step-brother Tyler Ferguson played baseball at Vanderbilt and is in Texas Rangers' organization ... Cousin Craig Stevens plays for the Tennessee Titans after playing at the University of California ... Cousin Mike Tully was a pole-vaulter at UCLA who won silver medal in 1984 Summer Olympics ... Cousin Eric Stevens played at Cal and then St. Louis Rams ... Cousin Holly Stevens was softball player at Pittsburgh ... Majoring in Interdisciplinary Studies ... Born Feb. 20, 1993.



**42**  
**Sean Tweedy**  
6-2, 230, L/L, Freshman  
Pitcher  
Mandeville, La. (Northlake Christian HS)

**2017 (Fr.):** Named to 2016 fall semester Athletic Director's Honor Roll ... **Prep:** Played for Coach Tim Bogers ... Five-time baseball letterman; five-time first-team All-District ... As a senior, named first-team All-State ... Prefect Game Preseason All-American ... Played in East-West All-Star Game ... **Personal:** Son of Robyn and Jim Tweedy ... Majoring in finance ... Born on July 8, 1997.




**20**  
**Jake Viaene**  
6-5, 218, L/R, Junior  
Catcher/Pitcher  
Moline, Ill. (Moline HS/Black Hawk College)

**2017 (R-Jr.):** Named to 2016 fall semester President's List ... Missed 2016 season after Tommy John surgery ... **Junior college:** Played for Coach Arnie Chavera ... **2105 (So.):** Appeared in 56 games, hitting .349, with 36 runs scored and 24 RBIs ... Hit 13 doubles and a triple with six stolen bases ... Threw out 21 baserunners while committing just two errors ... Named NJCAA Division II All-Region 4; ABCA/Rawlings Gold Glove (Region 4); first-team All-Arrowhead Conference ... **2014 (Fr.):** Named All-Arrowhead Conference ... Appeared in 42 games, hitting .330, with 32 runs scored, 27 RBIs ... Hit seven doubles, four home runs while drawing 34 walks ... **Prep:** Played for Coach Craig Schimmel ... Helped team to regional and sectional titles; reached Super Sectional



# Meet the Golden Eagles

for first time since 2005 ... As a junior, honorable mention by Quad City Times ... **Personal:** Son of Joe and Diane Viaene ... Majoring in psychology ... Born Dec. 20, 1994.



## 32 Matt Wallner

6-5, 220, L/R, Freshman  
Pitcher  
Forest Lake, Minn. (Forest Lake Area HS)

**2017 (Fr.):** Named to 2016 fall semester Athletic Director's Honor Roll ... **Prep:** Played for Coach

Tal Gravelle ... Originally signed with University of North Dakota before that school disbanded its baseball program ... Became first players drafted from his high school in at least 15 years when Minnesota Twins took him in 32nd round ... All-State selection ... *St. Paul (Minn.) Pioneer Press* East Metro player of the year ... Two-year All-Suburban East Conference ... Three-year baseball letterman ... As a senior, went 7-1 with 0.95 ERA and 95 strikeouts ... Hit .382 with 10 home runs; of his 29 hits, 18 went for extra bases ... Played in Minnesota Lions All-Star Game ... Two-year basketball letterman ... **Personal:** Son of Maggie and John Wallner ... Undecided on major ... Born Dec. 12, 1997.

### Southern Miss Golden Eagles Player Statistics

#### Brale's Career Stats

| Year         | Avg         | GP        | GS        | AB         | R         | H         | 2B        | 3B       | HR        | RBI       | TB         | SLG%        | BB        | HBP      | SO        | GDP      | OB%         | SF       | SH       | SB       | ATT      | PO        | A          | E         | FLD%        |
|--------------|-------------|-----------|-----------|------------|-----------|-----------|-----------|----------|-----------|-----------|------------|-------------|-----------|----------|-----------|----------|-------------|----------|----------|----------|----------|-----------|------------|-----------|-------------|
| 2015         | .286        | 46        | 44        | 175        | 25        | 50        | 11        | 0        | 3         | 25        | 70         | .400        | 20        | 2        | 33        | 5        | .362        | 2        | 6        | 1        | 2        | 50        | 98         | 6         | .961        |
| 2016         | .323        | 27        | 27        | 96         | 23        | 31        | 5         | 0        | 10        | 31        | 66         | .688        | 16        | 7        | 20        | 2        | .450        | 1        | 1        | 0        | 0        | 20        | 41         | 9         | .871        |
| <b>TOTAL</b> | <b>.299</b> | <b>73</b> | <b>71</b> | <b>271</b> | <b>48</b> | <b>81</b> | <b>16</b> | <b>0</b> | <b>13</b> | <b>56</b> | <b>136</b> | <b>.502</b> | <b>36</b> | <b>9</b> | <b>53</b> | <b>7</b> | <b>.395</b> | <b>3</b> | <b>7</b> | <b>1</b> | <b>2</b> | <b>70</b> | <b>139</b> | <b>15</b> | <b>.933</b> |

#### Burdeaux's Career Stats

| Year         | Avg         | GP         | GS         | AB         | R          | H          | 2B        | 3B       | HR        | RBI       | TB         | SLG%        | BB        | HBP       | SO         | GDP       | OB%         | SF       | SH       | SB        | ATT       | PO         | A         | E         | FLD%        |
|--------------|-------------|------------|------------|------------|------------|------------|-----------|----------|-----------|-----------|------------|-------------|-----------|-----------|------------|-----------|-------------|----------|----------|-----------|-----------|------------|-----------|-----------|-------------|
| 2014         | .266        | 52         | 51         | 188        | 21         | 50         | 10        | 1        | 3         | 24        | 71         | .378        | 16        | 5         | 51         | 4         | .333        | 4        | 2        | 3         | 8         | 156        | 7         | 4         | .976        |
| 2015         | .283        | 52         | 52         | 212        | 34         | 60         | 10        | 1        | 4         | 28        | 84         | .396        | 16        | 4         | 54         | 6         | .343        | 1        | 3        | 12        | 16        | 99         | 2         | 4         | .962        |
| 2016         | .335        | 61         | 61         | 257        | 59         | 86         | 13        | 2        | 11        | 41        | 136        | .529        | 32        | 7         | 49         | 7         | .471        | 1        | 3        | 8         | 16        | 102        | 6         | 3         | .973        |
| <b>TOTAL</b> | <b>.298</b> | <b>165</b> | <b>164</b> | <b>657</b> | <b>114</b> | <b>196</b> | <b>33</b> | <b>4</b> | <b>18</b> | <b>93</b> | <b>291</b> | <b>.443</b> | <b>64</b> | <b>16</b> | <b>154</b> | <b>17</b> | <b>.371</b> | <b>6</b> | <b>8</b> | <b>23</b> | <b>40</b> | <b>357</b> | <b>15</b> | <b>11</b> | <b>.971</b> |

#### Case's Career Stats

| Year         | ERA         | W        | L        | App      | GS       | CG       | SHO      | CBO      | SV       | IP         | H        | R        | ER       | BB       | SO       | 2B       | 3B       | HR       | BF        | B/Avg       | WP       | HBP      | BK       | SFA      | SHA      |
|--------------|-------------|----------|----------|----------|----------|----------|----------|----------|----------|------------|----------|----------|----------|----------|----------|----------|----------|----------|-----------|-------------|----------|----------|----------|----------|----------|
| 2016         | 7.94        | 0        | 1        | 3        | 1        | 0        | 0        | 0        | 0        | 5.2        | 4        | 5        | 5        | 4        | 5        | 1        | 0        | 0        | 27        | .200        | 2        | 2        | 0        | 0        | 1        |
| <b>TOTAL</b> | <b>7.94</b> | <b>0</b> | <b>1</b> | <b>3</b> | <b>1</b> | <b>0</b> | <b>0</b> | <b>0</b> | <b>0</b> | <b>5.2</b> | <b>4</b> | <b>5</b> | <b>5</b> | <b>4</b> | <b>5</b> | <b>1</b> | <b>0</b> | <b>0</b> | <b>27</b> | <b>.200</b> | <b>2</b> | <b>2</b> | <b>0</b> | <b>0</b> | <b>1</b> |

#### Cooper's Career Stats

| Year         | Avg         | GP        | GS        | AB         | R         | H         | 2B       | 3B       | HR       | RBI       | TB        | SLG%        | BB        | HBP       | SO        | GDP      | OB%         | SF       | SH       | SB       | ATT      | PO        | A          | E        | FLD%        |
|--------------|-------------|-----------|-----------|------------|-----------|-----------|----------|----------|----------|-----------|-----------|-------------|-----------|-----------|-----------|----------|-------------|----------|----------|----------|----------|-----------|------------|----------|-------------|
| 2016         | .235        | 57        | 41        | 132        | 26        | 31        | 5        | 0        | 0        | 25        | 36        | .273        | 22        | 10        | 26        | 2        | .375        | 4        | 6        | 2        | 3        | 71        | 127        | 4        | .980        |
| <b>TOTAL</b> | <b>.235</b> | <b>57</b> | <b>41</b> | <b>132</b> | <b>26</b> | <b>31</b> | <b>5</b> | <b>0</b> | <b>0</b> | <b>25</b> | <b>36</b> | <b>.273</b> | <b>22</b> | <b>10</b> | <b>26</b> | <b>2</b> | <b>.375</b> | <b>4</b> | <b>6</b> | <b>2</b> | <b>3</b> | <b>71</b> | <b>127</b> | <b>4</b> | <b>.980</b> |

#### Hadley's Career Stats

| Year         | Avg         | GP        | GS        | AB         | R         | H         | 2B       | 3B       | HR       | RBI       | TB        | SLG%        | BB        | HBP      | SO        | GDP      | OB%         | SF       | SH       | SB       | ATT      | PO        | A         | E        | FLD%        |
|--------------|-------------|-----------|-----------|------------|-----------|-----------|----------|----------|----------|-----------|-----------|-------------|-----------|----------|-----------|----------|-------------|----------|----------|----------|----------|-----------|-----------|----------|-------------|
| 2016         | .256        | 39        | 33        | 121        | 18        | 31        | 3        | 2        | 1        | 14        | 41        | .339        | 12        | 4        | 20        | 3        | .338        | 2        | 4        | 3        | 3        | 19        | 50        | 4        | .945        |
| <b>TOTAL</b> | <b>.256</b> | <b>39</b> | <b>33</b> | <b>121</b> | <b>18</b> | <b>31</b> | <b>3</b> | <b>2</b> | <b>1</b> | <b>14</b> | <b>41</b> | <b>.339</b> | <b>12</b> | <b>4</b> | <b>20</b> | <b>3</b> | <b>.338</b> | <b>2</b> | <b>4</b> | <b>3</b> | <b>3</b> | <b>19</b> | <b>50</b> | <b>4</b> | <b>.945</b> |

#### Jones' Career Stats

| Year         | ERA            | W        | L        | App      | GS       | CG       | SHO      | CBO      | SV       | IP         | H        | R        | ER       | BB       | SO       | 2B       | 3B       | HR       | BF        | B/Avg       | WP       | HBP      | BK       | SFA      | SHA      |  |  |
|--------------|----------------|----------|----------|----------|----------|----------|----------|----------|----------|------------|----------|----------|----------|----------|----------|----------|----------|----------|-----------|-------------|----------|----------|----------|----------|----------|--|--|
| 2014         | 2.00           | 0        | 0        | 6        | 0        | 0        | 0        | 0        | 0        | 9.0        | 5        | 4        | 2        | 4        | 6        | 2        | 0        | 0        | 39        | .156        | 2        | 3        | 0        | 0        | 0        |  |  |
| 2015         | — Redshirted — |          |          |          |          |          |          |          |          |            |          |          |          |          |          |          |          |          |           |             |          |          |          |          |          |  |  |
| 2016         | 40.50          | 0        | 0        | 1        | 0        | 0        | 0        | 0        | 0        | 0.2        | 2        | 3        | 3        | 0        | 0        | 2        | 0        | 0        | 5         | .667        | 1        | 1        | 0        | 1        | 0        |  |  |
| <b>TOTAL</b> | <b>4.66</b>    | <b>0</b> | <b>0</b> | <b>7</b> | <b>0</b> | <b>0</b> | <b>0</b> | <b>0</b> | <b>0</b> | <b>9.2</b> | <b>7</b> | <b>7</b> | <b>5</b> | <b>4</b> | <b>6</b> | <b>4</b> | <b>0</b> | <b>0</b> | <b>44</b> | <b>.200</b> | <b>3</b> | <b>4</b> | <b>0</b> | <b>1</b> | <b>0</b> |  |  |

#### Keating's Career Stats

| Year         | Avg         | GP        | GS        | AB         | R         | H         | 2B        | 3B       | HR       | RBI       | TB         | SLG%        | BB        | HBP       | SO        | GDP      | OB%         | SF       | SH       | SB        | ATT       | PO        | A        | E        | FLD%        |
|--------------|-------------|-----------|-----------|------------|-----------|-----------|-----------|----------|----------|-----------|------------|-------------|-----------|-----------|-----------|----------|-------------|----------|----------|-----------|-----------|-----------|----------|----------|-------------|
| 2015         | .278        | 36        | 19        | 79         | 19        | 22        | 3         | 3        | 0        | 10        | 31         | .392        | 5         | 3         | 28        | 0        | .345        | 0        | 5        | 8         | 11        | 21        | 0        | 2        | .913        |
| 2016         | .303        | 48        | 36        | 142        | 28        | 43        | 9         | 1        | 5        | 29        | 69         | .486        | 12        | 12        | 46        | 4        | .401        | 1        | 1        | 7         | 11        | 1         | 0        | 0        | 1.000       |
| <b>TOTAL</b> | <b>.294</b> | <b>84</b> | <b>55</b> | <b>221</b> | <b>47</b> | <b>65</b> | <b>12</b> | <b>4</b> | <b>5</b> | <b>39</b> | <b>100</b> | <b>.452</b> | <b>17</b> | <b>15</b> | <b>74</b> | <b>4</b> | <b>.382</b> | <b>1</b> | <b>6</b> | <b>15</b> | <b>22</b> | <b>22</b> | <b>0</b> | <b>2</b> | <b>.917</b> |





# Meet the Golden Eagles

## Southern Miss Golden Eagles Player Statistics

### Keys' Career Stats

| Year         | Avg         | GP        | CS       | AB       | R        | H        | 2B       | 3B       | HR       | RBI      | TB       | SLG%        | BB       | HBP      | SO       | GDP      | OB%         | SF       | SH       | SB       | ATT      | PO        | A        | E        | FLD%         |
|--------------|-------------|-----------|----------|----------|----------|----------|----------|----------|----------|----------|----------|-------------|----------|----------|----------|----------|-------------|----------|----------|----------|----------|-----------|----------|----------|--------------|
| 2016         | .000        | 34        | 0        | 4        | 9        | 0        | 0        | 0        | 0        | 0        | 0        | .000        | 0        | 0        | 3        | 0        | .000        | 0        | 0        | 0        | 0        | 10        | 0        | 0        | 1.000        |
| <b>TOTAL</b> | <b>.000</b> | <b>34</b> | <b>0</b> | <b>4</b> | <b>9</b> | <b>0</b> | <b>0</b> | <b>0</b> | <b>0</b> | <b>0</b> | <b>0</b> | <b>.000</b> | <b>0</b> | <b>0</b> | <b>3</b> | <b>0</b> | <b>.000</b> | <b>0</b> | <b>0</b> | <b>0</b> | <b>0</b> | <b>10</b> | <b>0</b> | <b>0</b> | <b>1.000</b> |

| Year         | ERA          | W        | L        | App      | GS       | CG       | SHO      | CBO      | SV       | IP         | H        | R        | ER       | BB       | SO       | 2B       | 3B       | HR       | BF        | B/Avg       | WP       | HBP      | BK       | SFA      | SHA      |
|--------------|--------------|----------|----------|----------|----------|----------|----------|----------|----------|------------|----------|----------|----------|----------|----------|----------|----------|----------|-----------|-------------|----------|----------|----------|----------|----------|
| 2016         | 27.00        | 0        | 0        | 4        | 0        | 0        | 0        | 0        | 0        | 1.2        | 5        | 5        | 5        | 9        | 2        | 0        | 0        | 0        | 20        | .455        | 5        | 0        | 0        | 0        | 0        |
| <b>TOTAL</b> | <b>27.00</b> | <b>0</b> | <b>0</b> | <b>4</b> | <b>0</b> | <b>0</b> | <b>0</b> | <b>0</b> | <b>0</b> | <b>1.2</b> | <b>5</b> | <b>5</b> | <b>5</b> | <b>9</b> | <b>2</b> | <b>0</b> | <b>0</b> | <b>0</b> | <b>20</b> | <b>.455</b> | <b>5</b> | <b>0</b> | <b>0</b> | <b>0</b> | <b>0</b> |

### McCarty's Career Stats

| Year         | ERA         | W         | L        | App       | GS        | CG       | SHO      | CBO      | SV       | IP           | H          | R         | ER        | BB        | SO         | 2B        | 3B       | HR       | BF         | B/Avg       | WP       | HBP       | BK       | SFA      | SHA      |
|--------------|-------------|-----------|----------|-----------|-----------|----------|----------|----------|----------|--------------|------------|-----------|-----------|-----------|------------|-----------|----------|----------|------------|-------------|----------|-----------|----------|----------|----------|
| 2015         | 4.09        | 4         | 1        | 11        | 8         | 0        | 0        | 2        | 0        | 50.2         | 62         | 25        | 23        | 15        | 31         | 13        | 0        | 3        | 227        | .301        | 3        | 3         | 1        | 1        | 2        |
| 2016         | 3.15        | 8         | 1        | 17        | 16        | 1        | 1        | 1        | 0        | 88.2         | 100        | 34        | 31        | 27        | 89         | 17        | 0        | 3        | 395        | .290        | 4        | 11        | 0        | 5        | 7        |
| <b>TOTAL</b> | <b>3.49</b> | <b>12</b> | <b>2</b> | <b>28</b> | <b>24</b> | <b>1</b> | <b>1</b> | <b>3</b> | <b>0</b> | <b>139.1</b> | <b>162</b> | <b>59</b> | <b>54</b> | <b>42</b> | <b>120</b> | <b>30</b> | <b>0</b> | <b>6</b> | <b>622</b> | <b>.294</b> | <b>7</b> | <b>14</b> | <b>1</b> | <b>6</b> | <b>9</b> |

### Millet's Career Stats

| Year         | ERA         | W        | L        | App       | GS       | CG       | SHO      | CBO      | SV       | IP          | H         | R         | ER        | BB        | SO       | 2B       | 3B       | HR       | BF        | B/Avg       | WP       | HBP      | BK       | SFA      | SHA      |
|--------------|-------------|----------|----------|-----------|----------|----------|----------|----------|----------|-------------|-----------|-----------|-----------|-----------|----------|----------|----------|----------|-----------|-------------|----------|----------|----------|----------|----------|
| 2016         | 5.21        | 1        | 1        | 13        | 0        | 0        | 0        | 0        | 0        | 19.0        | 10        | 11        | 11        | 15        | 9        | 1        | 0        | 1        | 78        | .172        | 2        | 2        | 0        | 1        | 2        |
| <b>TOTAL</b> | <b>5.21</b> | <b>1</b> | <b>1</b> | <b>13</b> | <b>0</b> | <b>0</b> | <b>0</b> | <b>0</b> | <b>0</b> | <b>19.0</b> | <b>10</b> | <b>11</b> | <b>11</b> | <b>15</b> | <b>9</b> | <b>1</b> | <b>0</b> | <b>1</b> | <b>78</b> | <b>.172</b> | <b>2</b> | <b>2</b> | <b>0</b> | <b>1</b> | <b>2</b> |

### Powell's Career Stats

| Year         | ERA         | W        | L        | App       | GS       | CG       | SHO      | CBO      | SV       | IP          | H         | R         | ER        | BB       | SO        | 2B       | 3B       | HR       | BF         | B/Avg       | WP       | HBP      | BK       | SFA      | SHA      |
|--------------|-------------|----------|----------|-----------|----------|----------|----------|----------|----------|-------------|-----------|-----------|-----------|----------|-----------|----------|----------|----------|------------|-------------|----------|----------|----------|----------|----------|
| 2016         | 3.46        | 4        | 3        | 18        | 4        | 0        | 0        | 1        | 0        | 39.0        | 44        | 20        | 15        | 9        | 32        | 7        | 1        | 4        | 171        | .275        | 3        | 1        | 1        | 0        | 1        |
| <b>TOTAL</b> | <b>3.46</b> | <b>4</b> | <b>3</b> | <b>18</b> | <b>4</b> | <b>0</b> | <b>0</b> | <b>1</b> | <b>0</b> | <b>39.0</b> | <b>44</b> | <b>20</b> | <b>15</b> | <b>9</b> | <b>32</b> | <b>7</b> | <b>1</b> | <b>4</b> | <b>171</b> | <b>.275</b> | <b>3</b> | <b>1</b> | <b>1</b> | <b>0</b> | <b>1</b> |

### Powers' Career Stats

| Year         | ERA         | W        | L        | App       | GS       | CG       | SHO      | CBO      | SV       | IP          | H         | R         | ER        | BB        | SO        | 2B       | 3B       | HR       | BF         | B/Avg       | WP       | HBP      | BK       | SFA      | SHA      |
|--------------|-------------|----------|----------|-----------|----------|----------|----------|----------|----------|-------------|-----------|-----------|-----------|-----------|-----------|----------|----------|----------|------------|-------------|----------|----------|----------|----------|----------|
| 2016         | 4.64        | 1        | 1        | 18        | 5        | 0        | 0        | 1        | 0        | 33.0        | 25        | 17        | 17        | 22        | 26        | 6        | 0        | 2        | 148        | .216        | 1        | 6        | 0        | 1        | 3        |
| <b>TOTAL</b> | <b>4.64</b> | <b>1</b> | <b>1</b> | <b>18</b> | <b>5</b> | <b>0</b> | <b>0</b> | <b>1</b> | <b>0</b> | <b>33.0</b> | <b>25</b> | <b>17</b> | <b>17</b> | <b>22</b> | <b>26</b> | <b>6</b> | <b>0</b> | <b>2</b> | <b>148</b> | <b>.216</b> | <b>1</b> | <b>6</b> | <b>0</b> | <b>1</b> | <b>3</b> |

### Roberts' Career Stats

| Year         | ERA         | W        | L        | App      | GS       | CG       | SHO      | CBO      | SV       | IP          | H         | R        | ER       | BB        | SO        | 2B       | 3B       | HR       | BF        | B/Avg       | WP       | HBP      | BK       | SFA      | SHA      |
|--------------|-------------|----------|----------|----------|----------|----------|----------|----------|----------|-------------|-----------|----------|----------|-----------|-----------|----------|----------|----------|-----------|-------------|----------|----------|----------|----------|----------|
| 2016         | 3.95        | 0        | 0        | 7        | 2        | 0        | 0        | 1        | 0        | 13.2        | 10        | 6        | 6        | 12        | 13        | 3        | 0        | 1        | 63        | .208        | 6        | 2        | 0        | 0        | 1        |
| <b>TOTAL</b> | <b>3.95</b> | <b>0</b> | <b>0</b> | <b>7</b> | <b>2</b> | <b>0</b> | <b>0</b> | <b>1</b> | <b>0</b> | <b>13.2</b> | <b>10</b> | <b>6</b> | <b>6</b> | <b>12</b> | <b>13</b> | <b>3</b> | <b>0</b> | <b>1</b> | <b>63</b> | <b>.208</b> | <b>6</b> | <b>2</b> | <b>0</b> | <b>0</b> | <b>1</b> |

### Sandlin's Career Stats

| Year         | ERA         | W        | L        | App       | GS       | CG       | SHO      | CBO      | SV        | IP          | H         | R         | ER        | BB        | SO        | 2B       | 3B       | HR       | BF         | B/Avg       | WP       | HBP      | BK       | SFA      | SHA      |
|--------------|-------------|----------|----------|-----------|----------|----------|----------|----------|-----------|-------------|-----------|-----------|-----------|-----------|-----------|----------|----------|----------|------------|-------------|----------|----------|----------|----------|----------|
| 2016         | 2.38        | 3        | 3        | 26        | 0        | 0        | 0        | 2        | 12        | 41.2        | 32        | 15        | 11        | 20        | 44        | 5        | 2        | 1        | 177        | .212        | 2        | 6        | 0        | 0        | 0        |
| <b>TOTAL</b> | <b>2.38</b> | <b>3</b> | <b>3</b> | <b>26</b> | <b>0</b> | <b>0</b> | <b>0</b> | <b>2</b> | <b>12</b> | <b>41.2</b> | <b>32</b> | <b>15</b> | <b>11</b> | <b>20</b> | <b>44</b> | <b>5</b> | <b>2</b> | <b>1</b> | <b>177</b> | <b>.212</b> | <b>2</b> | <b>6</b> | <b>0</b> | <b>0</b> | <b>0</b> |

### Slater's Career Stats

| Year         | Avg         | GP        | CS        | AB         | R         | H         | 2B        | 3B       | HR       | RBI       | TB        | SLG%        | BB        | HBP      | SO        | GDP      | OB%         | SF       | SH       | SB       | ATT      | PO        | A        | E        | FLD%        |
|--------------|-------------|-----------|-----------|------------|-----------|-----------|-----------|----------|----------|-----------|-----------|-------------|-----------|----------|-----------|----------|-------------|----------|----------|----------|----------|-----------|----------|----------|-------------|
| 2016         | .314        | 52        | 40        | 153        | 28        | 48        | 10        | 0        | 4        | 26        | 70        | .458        | 14        | 2        | 38        | 5        | .372        | 3        | 1        | 1        | 4        | 32        | 1        | 2        | .943        |
| <b>TOTAL</b> | <b>.314</b> | <b>52</b> | <b>40</b> | <b>153</b> | <b>28</b> | <b>48</b> | <b>10</b> | <b>0</b> | <b>4</b> | <b>26</b> | <b>70</b> | <b>.458</b> | <b>14</b> | <b>2</b> | <b>38</b> | <b>5</b> | <b>.372</b> | <b>3</b> | <b>1</b> | <b>1</b> | <b>4</b> | <b>32</b> | <b>1</b> | <b>2</b> | <b>.943</b> |

### Stevens' Career Stats

| Year         | ERA         | W        | L        | App      | GS       | CG       | SHO      | CBO      | SV       | IP          | H         | R         | ER        | BB       | SO        | 2B       | 3B       | HR       | BF        | B/Avg       | WP       | HBP      | BK       | SFA      | SHA      |
|--------------|-------------|----------|----------|----------|----------|----------|----------|----------|----------|-------------|-----------|-----------|-----------|----------|-----------|----------|----------|----------|-----------|-------------|----------|----------|----------|----------|----------|
| 2016         | 9.58        | 0        | 1        | 7        | 2        | 0        | 0        | 0        | 0        | 10.1        | 14        | 11        | 11        | 9        | 14        | 2        | 0        | 1        | 55        | .341        | 5        | 2        | 1        | 1        | 1        |
| <b>TOTAL</b> | <b>9.58</b> | <b>0</b> | <b>1</b> | <b>7</b> | <b>2</b> | <b>0</b> | <b>0</b> | <b>0</b> | <b>0</b> | <b>10.1</b> | <b>14</b> | <b>11</b> | <b>11</b> | <b>9</b> | <b>14</b> | <b>2</b> | <b>0</b> | <b>1</b> | <b>55</b> | <b>.341</b> | <b>5</b> | <b>2</b> | <b>1</b> | <b>1</b> | <b>1</b> |



# 2016 Overall Statistics

Record: 41-20 Home: 28-4 Away: 9-11 Neutral: 4-5 C-USA: 20-10

## 2016 Batting Statistics

| Player              | AVG         | GP        | GS        | AB          | R          | H          | 2B         | 3B        | HR        | RBI        | TB         | SLG%        | BB         | HBP       | SO         | GDP       | OB%         | SF        | SH        | SB        | ATT       | PO          | A          | E         | FLD%        |
|---------------------|-------------|-----------|-----------|-------------|------------|------------|------------|-----------|-----------|------------|------------|-------------|------------|-----------|------------|-----------|-------------|-----------|-----------|-----------|-----------|-------------|------------|-----------|-------------|
| 26 Tim Lynch        | .365        | 61        | 61        | 233         | 49         | 85         | 12         | 0         | 10        | 59         | 127        | .545        | 39         | 10        | 13         | 4         | .470        | 3         | 2         | 0         | 1         | 558         | 35         | 3         | .995        |
| 12 Jake Sandlin     | .353        | 61        | 61        | 235         | 57         | 83         | 17         | 3         | 7         | 39         | 127        | .540        | 35         | 1         | 46         | 5         | .436        | 2         | 8         | 2         | 6         | 142         | 4          | 0         | 1.000       |
| 24 Dylan Burdeaux   | .335        | 61        | 61        | 257         | 59         | 86         | 13         | 2         | 11        | 41         | 136        | .529        | 32         | 7         | 49         | 7         | .421        | 1         | 3         | 8         | 16        | 102         | 6          | 3         | .973        |
| 2 Nick Dawson       | .328        | 61        | 61        | 201         | 43         | 66         | 19         | 2         | 2         | 37         | 95         | .473        | 34         | 5         | 24         | 1         | .432        | 3         | 3         | 6         | 12        | 98          | 176        | 13        | .955        |
| 22 Taylor Braley    | .323        | 27        | 27        | 96          | 23         | 31         | 5          | 0         | 10        | 31         | 66         | .688        | 16         | 7         | 20         | 2         | .450        | 1         | 1         | 0         | 0         | 20          | 41         | 9         | .871        |
| 21 Hunter Slater    | .314        | 52        | 40        | 153         | 28         | 48         | 10         | 0         | 4         | 26         | 70         | .458        | 14         | 2         | 38         | 5         | .372        | 3         | 1         | 1         | 4         | 32          | 1          | 2         | .943        |
| 3 Daniel Keating    | .303        | 48        | 36        | 142         | 28         | 43         | 9          | 1         | 5         | 29         | 69         | .486        | 12         | 12        | 46         | 4         | .401        | 1         | 1         | 7         | 11        | 1           | 0          | 0         | 1.000       |
| 20 Chuckie Robinson | .288        | 59        | 57        | 208         | 31         | 60         | 7          | 1         | 7         | 44         | 90         | .433        | 18         | 3         | 33         | 11        | .349        | 3         | 5         | 0         | 1         | 382         | 71         | 4         | .991        |
| 4 Tracy Hadley      | .256        | 39        | 33        | 121         | 18         | 31         | 3          | 2         | 1         | 14         | 41         | .339        | 12         | 4         | 20         | 3         | .338        | 2         | 4         | 3         | 3         | 19          | 50         | 4         | .945        |
| 23 Chase Scott      | .240        | 55        | 53        | 171         | 36         | 41         | 12         | 0         | 7         | 29         | 74         | .433        | 30         | 13        | 53         | 4         | .387        | 3         | 3         | 0         | 0         | 63          | 38         | 5         | .953        |
| 34 Storme Cooper    | .235        | 57        | 41        | 132         | 26         | 31         | 5          | 0         | 0         | 25         | 36         | .273        | 22         | 10        | 26         | 2         | .375        | 4         | 6         | 2         | 3         | 71          | 127        | 4         | .980        |
| 6 Claudio Rubiera   | .208        | 18        | 4         | 24          | 3          | 5          | 1          | 0         | 2         | 8          | 12         | .500        | 3          | 0         | 9          | 2         | .286        | 1         | 0         | 0         | 0         | 50          | 3          | 0         | 1.000       |
| 1 Michael Gilbert   | .194        | 32        | 14        | 62          | 9          | 12         | 2          | 0         | 1         | 10         | 17         | .274        | 10         | 4         | 15         | 1         | .342        | 0         | 2         | 0         | 0         | 17          | 18         | 1         | .972        |
| 16 J.C. Keys        | .000        | 34        | 0         | 4           | 9          | 0          | 0          | 0         | 0         | 0          | 0          | .000        | 0          | 0         | 3          | 0         | .000        | 0         | 0         | 0         | 0         | 10          | 0          | 0         | 1.000       |
| <b>Totals</b>       | <b>.305</b> | <b>61</b> | <b>61</b> | <b>2039</b> | <b>419</b> | <b>622</b> | <b>115</b> | <b>11</b> | <b>67</b> | <b>392</b> | <b>960</b> | <b>.471</b> | <b>277</b> | <b>78</b> | <b>395</b> | <b>51</b> | <b>.404</b> | <b>27</b> | <b>39</b> | <b>29</b> | <b>57</b> | <b>1597</b> | <b>646</b> | <b>53</b> | <b>.977</b> |
| <b>Opponents</b>    | <b>.267</b> | <b>61</b> | <b>61</b> | <b>2038</b> | <b>285</b> | <b>544</b> | <b>98</b>  | <b>12</b> | <b>34</b> | <b>257</b> | <b>768</b> | <b>.377</b> | <b>230</b> | <b>72</b> | <b>454</b> | <b>44</b> | <b>.359</b> | <b>16</b> | <b>35</b> | <b>41</b> | <b>64</b> | <b>1552</b> | <b>581</b> | <b>67</b> | <b>.970</b> |

LOB - Team (489), Opp (510). DPs turned - Team (52), Opp (62). CI - Team (1), Robinson 1. IBB - Team (14), Lynch 9, Slater 1, Burdeaux 1, J. Sandlin 1, Braley 1, Robinson 1, Opp (13). Picked off - Slater 1, Dawson 1, J. Sandlin 1, Cooper 1, Burdeaux 1.

## 2016 Pitching Statistics

| Player             | ERA         | W         | L         | APP       | GS        | CG       | SHO      | CBO      | SV        | IP           | H          | R          | ER         | BB         | SO         | 2B         | 3B        | HR        | AB          | B/Avg       | WP        | HBP       | BK       | SFA       | SHA       |
|--------------------|-------------|-----------|-----------|-----------|-----------|----------|----------|----------|-----------|--------------|------------|------------|------------|------------|------------|------------|-----------|-----------|-------------|-------------|-----------|-----------|----------|-----------|-----------|
| 22 Taylor Braley   | 0.00        | 0         | 0         | 1         | 0         | 0        | 0        | 0        | 0         | 0.1          | 0          | 0          | 0          | 0          | 0          | 0          | 0         | 0         | 1           | .000        | 0         | 0         | 0        | 0         | 0         |
| 42 Clay Tageant    | 0.61        | 0         | 0         | 15        | 0         | 0        | 0        | 0        | 0         | 14.2         | 10         | 1          | 1          | 10         | 12         | 1          | 0         | 0         | 51          | .196        | 2         | 0         | 0        | 0         | 2         |
| 5 Nick Sandlin     | 2.38        | 3         | 3         | 26        | 0         | 0        | 0        | 2        | 12        | 41.2         | 32         | 15         | 11         | 20         | 44         | 5          | 2         | 1         | 151         | .212        | 2         | 6         | 0        | 0         | 0         |
| 25 Bryan Coughlin  | 2.84        | 0         | 0         | 5         | 0         | 0        | 0        | 0        | 0         | 6.1          | 7          | 2          | 2          | 3          | 3          | 2          | 0         | 0         | 24          | .292        | 0         | 0         | 0        | 1         | 0         |
| 8 Kirk McCarty     | 3.15        | 8         | 1         | 17        | 16        | 1        | 1        | 1        | 0         | 88.2         | 100        | 34         | 31         | 27         | 89         | 17         | 0         | 3         | 345         | .290        | 4         | 11        | 0        | 5         | 7         |
| 35 Walker Powell   | 3.46        | 4         | 3         | 18        | 4         | 0        | 0        | 1        | 0         | 39.0         | 44         | 20         | 15         | 9          | 32         | 7          | 1         | 4         | 160         | .275        | 3         | 1         | 1        | 0         | 1         |
| 30 Hayden Roberts  | 3.95        | 0         | 0         | 7         | 2         | 0        | 0        | 1        | 0         | 13.2         | 10         | 6          | 6          | 12         | 13         | 3          | 0         | 1         | 48          | .208        | 6         | 2         | 0        | 0         | 1         |
| 36 Nick Johnson    | 4.19        | 3         | 1         | 19        | 8         | 0        | 0        | 2        | 2         | 58.0         | 60         | 34         | 27         | 25         | 50         | 7          | 3         | 5         | 218         | .275        | 2         | 13        | 0        | 1         | 6         |
| 14 Cord Cockrell   | 4.26        | 7         | 2         | 15        | 15        | 0        | 0        | 1        | 0         | 69.2         | 77         | 34         | 33         | 9          | 45         | 17         | 3         | 6         | 281         | .274        | 0         | 3         | 0        | 2         | 2         |
| 15 Stevie Powers   | 4.64        | 1         | 1         | 18        | 5         | 0        | 0        | 1        | 0         | 33.0         | 25         | 17         | 17         | 22         | 26         | 6          | 0         | 2         | 116         | .216        | 1         | 6         | 0        | 1         | 3         |
| 10 Jake Winston    | 4.68        | 7         | 2         | 22        | 5         | 0        | 0        | 0        | 1         | 67.1         | 64         | 40         | 35         | 28         | 50         | 12         | 0         | 5         | 260         | .246        | 10        | 9         | 0        | 0         | 1         |
| 11 Luke Lowery     | 5.12        | 4         | 0         | 28        | 0         | 0        | 0        | 0        | 0         | 19.1         | 24         | 14         | 11         | 6          | 17         | 6          | 0         | 3         | 78          | .308        | 2         | 3         | 0        | 2         | 1         |
| 27 Austin Millet   | 5.21        | 1         | 1         | 13        | 0         | 0        | 0        | 0        | 0         | 19.0         | 10         | 11         | 11         | 15         | 9          | 1          | 0         | 1         | 58          | .172        | 2         | 2         | 0        | 1         | 2         |
| 19 Mason Walley    | 5.57        | 1         | 2         | 9         | 3         | 0        | 0        | 0        | 1         | 21.0         | 26         | 15         | 13         | 14         | 18         | 5          | 2         | 1         | 81          | .321        | 0         | 5         | 0        | 1         | 4         |
| 28 Cody Livingston | 5.66        | 2         | 2         | 19        | 0         | 0        | 0        | 0        | 4         | 20.2         | 24         | 13         | 13         | 8          | 23         | 4          | 1         | 1         | 80          | .300        | 0         | 6         | 0        | 0         | 3         |
| 41 Houston Case    | 7.94        | 0         | 1         | 3         | 1         | 0        | 0        | 0        | 0         | 5.2          | 4          | 5          | 5          | 4          | 5          | 1          | 0         | 0         | 20          | .200        | 2         | 2         | 0        | 0         | 1         |
| 37 Hunter Stevens  | 9.58        | 0         | 1         | 7         | 2         | 0        | 0        | 0        | 0         | 10.1         | 14         | 11         | 11         | 9          | 14         | 2          | 0         | 1         | 41          | .341        | 5         | 2         | 1        | 1         | 1         |
| 32 Connor O'Brien  | 21.60       | 0         | 0         | 3         | 0         | 0        | 0        | 0        | 0         | 1.2          | 6          | 5          | 4          | 0          | 2          | 0          | 0         | 0         | 11          | .545        | 1         | 0         | 0        | 0         | 0         |
| 16 J.C. Keys       | 27.00       | 0         | 0         | 4         | 0         | 0        | 0        | 0        | 0         | 1.2          | 5          | 5          | 5          | 9          | 2          | 0          | 0         | 0         | 11          | .455        | 5         | 0         | 0        | 0         | 0         |
| 17 Cooper Jones    | 40.50       | 0         | 0         | 1         | 0         | 0        | 0        | 0        | 0         | 0.2          | 2          | 3          | 3          | 0          | 0          | 2          | 0         | 0         | 3           | .667        | 1         | 1         | 0        | 1         | 0         |
| <b>Totals</b>      | <b>4.26</b> | <b>41</b> | <b>20</b> | <b>61</b> | <b>61</b> | <b>1</b> | <b>4</b> | <b>3</b> | <b>20</b> | <b>532.1</b> | <b>544</b> | <b>285</b> | <b>252</b> | <b>230</b> | <b>454</b> | <b>98</b>  | <b>12</b> | <b>34</b> | <b>2038</b> | <b>.267</b> | <b>48</b> | <b>72</b> | <b>2</b> | <b>16</b> | <b>35</b> |
| <b>Opponents</b>   | <b>6.28</b> | <b>20</b> | <b>41</b> | <b>61</b> | <b>61</b> | <b>0</b> | <b>1</b> | <b>1</b> | <b>10</b> | <b>517.1</b> | <b>622</b> | <b>419</b> | <b>361</b> | <b>277</b> | <b>395</b> | <b>115</b> | <b>11</b> | <b>67</b> | <b>2039</b> | <b>.305</b> | <b>53</b> | <b>78</b> | <b>7</b> | <b>27</b> | <b>39</b> |

PB - Team (5), Robinson 5, Opp (10). Pickoffs - Team (3), N. Sandlin 1, Cockrell 1, Johnson 1, Opp (5). SBA/ATT - Robinson (36-59), McCarty (9-12), Winston (6-9), Cockrell (6-8), Johnson (2-7), Rubiera (5-5), Walley (3-5), N. Sandlin (2-5), Powell (4-4), Powers (2-3), Livingston (0-3), L. Lowery (3-3), Keys (2-2), Stevens (1-1), Tageant (1-1), Roberts (0-1).

## 2016 Fielding Stats

| Player              | C           | PO          | A          | E         | FLD%        | DPs       | SBA       | CSB       | SBA%        | PB        | CI       |
|---------------------|-------------|-------------|------------|-----------|-------------|-----------|-----------|-----------|-------------|-----------|----------|
| 12 Jake Sandlin     | 146         | 142         | 4          | 0         | 1.000       | 0         | 0         | 0         | -           | 0         | 0        |
| 6 Claudio Rubiera   | 53          | 50          | 3          | 0         | 1.000       | 0         | 5         | 0         | 1.000       | 0         | 0        |
| 8 Kirk McCarty      | 22          | 6           | 16         | 0         | 1.000       | 3         | 9         | 3         | .750        | 0         | 0        |
| 14 Cord Cockrell    | 15          | 6           | 9          | 0         | 1.000       | 0         | 6         | 2         | .750        | 0         | 0        |
| 16 J.C. Keys        | 10          | 10          | 0          | 0         | 1.000       | 0         | 2         | 0         | 1.000       | 0         | 0        |
| 42 Clay Tageant     | 7           | 1           | 6          | 0         | 1.000       | 0         | 1         | 0         | 1.000       | 0         | 0        |
| 15 Stevie Powers    | 5           | 1           | 4          | 0         | 1.000       | 0         | 2         | 1         | .667        | 0         | 0        |
| 27 Austin Millet    | 4           | 2           | 2          | 0         | 1.000       | 0         | 0         | 0         | -           | 0         | 0        |
| 11 Luke Lowery      | 3           | 1           | 2          | 0         | 1.000       | 0         | 3         | 0         | 1.000       | 0         | 0        |
| 37 Hunter Stevens   | 2           | 1           | 1          | 0         | 1.000       | 0         | 1         | 0         | 1.000       | 0         | 0        |
| 19 Mason Walley     | 2           | 0           | 2          | 0         | 1.000       | 0         | 3         | 2         | .600        | 0         | 0        |
| 3 Daniel Keating    | 1           | 1           | 0          | 0         | 1.000       | 0         | 0         | 0         | -           | 0         | 0        |
| 41 Houston Case     | 1           | 1           | 0          | 0         | 1.000       | 0         | 0         | 0         | -           | 0         | 0        |
| 30 Hayden Roberts   | 1           | 0           | 1          | 0         | 1.000       | 0         | 0         | 1         | .000        | 0         | 0        |
| 32 Connor O'Brien   | 1           | 0           | 1          | 0         | 1.000       | 0         | 0         | 0         | -           | 0         | 0        |
| 26 Tim Lynch        | 596         | 558         | 35         | 3         | .995        | 50        | 0         | 0         | -           | 0         | 0        |
| 20 Chuckie Robinson | 457         | 382         | 71         | 4         | .991        | 2         | 36        | 23        | .610        | 5         | 1        |
| 34 Storme Cooper    | 202         | 71          | 127        | 4         | .980        | 20        | 0         | 0         | -           | 0         | 0        |
| 24 Dylan Burdeaux   | 111         | 102         | 6          | 3         | .973        | 2         | 0         | 0         | -           | 0         | 0        |
| 1 Michael Gilbert   | 36          | 17          | 18         | 1         | .972        | 0         | 0         | 0         | -           | 0         | 0        |
| 2 Nick Dawson       | 287         | 98          | 176        | 13        | .955        | 42        | 0         | 0         | -           | 0         | 0        |
| 23 Chase Scott      | 106         | 63          | 38         | 5         | .953        | 13        | 0         | 0         | -           | 0         | 0        |
| 10 Jake Winston     | 19          | 6           | 12         | 1         | .947        | 3         | 6         | 3         | .667        | 0         | 0        |
| 4 Tracy Hadley      | 73          | 19          | 50         | 4         | .945        | 0         | 0         | 0         | -           | 0         | 0        |
| 21 Hunter Slater    | 35          | 32          | 1          | 2         | .943        | 0         | 0         | 0         | -           | 0         | 0        |
| 36 Nick Johnson     | 15          | 2           | 12         | 1         | .933        | 0         | 2         | 5         | .286        | 0         | 0        |
| 5 Nick Sandlin      | 8           | 2           | 5          | 1         | .875        | 0         | 2         | 3         | .400        | 0         | 0        |
| 22 Taylor Braley    | 70          | 20          | 41         | 9         | .871        | 4         | 0         | 0         | -           | 0         | 0        |
| 35 Walker Powell    | 6           | 3           | 2          | 1         | .833        | 0         | 4         | 0         | 1.000       | 0         | 0        |
| 28 Cody Livingston  | 2           | 0           | 1          | 1         | .500        | 0         | 0         | 3         | .000        | 0         | 0        |
| 17 Cooper Jones     | 0           | 0           | 0          | 0         | .000        | 0         | 0         | 0         | -           | 0         | 0        |
| 25 Bryan Coughlin   | 0           | 0           | 0          | 0         | .000        | 0         | 0         | 0         | -           | 0         | 0        |
| <b>Totals</b>       | <b>2296</b> | <b>1597</b> | <b>646</b> | <b>53</b> | <b>.977</b> | <b>52</b> | <b>41</b> | <b>23</b> | <b>.641</b> | <b>5</b>  | <b>1</b> |
| <b>Opponents</b>    | <b>2200</b> | <b>1552</b> | <b>581</b> | <b>67</b> | <b>.970</b> | <b>62</b> | <b>29</b> | <b>28</b> | <b>.509</b> | <b>10</b> | <b>0</b> |



# 2016 Results

| No.                   | Date    | Opponent                  | H-R-N   |     | Score     | Winner           | Loser             | Save            | Record | Time | Att.  | Home Total |
|-----------------------|---------|---------------------------|---|-----|-----------|------------------|-------------------|-----------------|--------|------|-------|------------|
|                       |         |                           | N-D   | W/L |           |                  |                   |                 |        |      |       |            |
| <b>February (7-0)</b> |         |                           |   |     |           |                  |                   |                 |        |      |       |            |
| 1                     | Fri. 19 | Eastern Illinois          | H/D   | W   | 6-1       | Cockrell (1-0)   | Wivinis (0-1)     | --              | 1-0    | 2:34 | 3,081 | 3,081      |
| 2                     | Sat. 20 | Eastern Illinois          | H/D   | W   | 18-1      | Lowery (1-0)     | McCormick (0-1)   | --              | 2-0    | 3:10 | 3,146 | 6,227      |
| 3                     | Sun. 21 | Eastern Illinois          | H/D   | W   | 6-4       | Lvingston (1-0)  | Fisher (0-1)      | --              | 3-0    | 2:22 | 2,897 | 9,124      |
| -                     | Tue. 23 | ULM                       | Rained Out - Makeup Date was May 17 at 5 p.m. |     |           |                  |                   |                 |        |      |       |            |
| 4                     | Wed. 24 | New Orleans               | H/N   | W   | 7-4       | Millet (1-0)     | Brewer (0-1)      | N. Sandlin (1)  | 4-0    | 3:07 | 2,530 | 11,654     |
| 5                     | Fri. 26 | Northwestern State        | H/N   | W   | 8-6       | Powell (1-0)     | Winders (0-1)     | Livingston (1)  | 5-0    | 3:29 | 2,869 | 14,523     |
| 6                     | Sat. 27 | Northwestern State        | H/D   | W   | 15-5      | Winston (1-0)    | Stovall (1-1)     | --              | 6-0    | 2:47 | 3,219 | 17,742     |
| 7                     | Sun. 28 | Northwestern State        | H/D   | W   | 8-5       | McCarty (1-0)    | Hymel (1-1)       | Livingston (2)  | 7-0    | 3:09 | 2,908 | 20,650     |
| <b>March (12-7)</b>   |         |                           |   |     |           |                  |                   |                 |        |      |       |            |
| 8                     | Tue. 1  | at South Alabama          | R/N   | L   | 3-9       | Soleymani (1-0)  | Millet (1-1)      | --              | 7-1    | 3:00 | 2,146 |            |
| 9                     | Wed. 2  | vs. South Alabama%        | N/N   | L   | 2-4       | Spruiell (1-0)   | Stevens (0-1)     | McKinley (2)    | 7-2    | 2:33 | 2,326 |            |
| 10                    | Fri. 4  | Michigan State@           | N/D   | W   | 2-0       | Cockrell (2-0)   | Vieaux (1-1)      | Johnson (1)     | 8-2    | 2:07 | 637   |            |
| 11                    | Sat. 5  | Troy@                     | N/D   | W   | 6-2       | Winston (2-0)    | Brown (2-1)       | --              | 9-2    | 2:48 | 2,120 |            |
| 12                    | Sun. 6  | Auburn@                   | N/D   | W   | 3-1       | Lowery (2-0)     | Lipscomb (1-1)    | N. Sandlin (2)  | 10-2   | 2:43 | 2,041 |            |
| 13                    | Tue. 8  | at Southeastern Louisiana | R/N   | W   | 9-7       | Walley (1-0)     | Avans (0-1)       | Livingston (3)  | 11-2   | 3:17 | 1,137 |            |
| 14                    | Wed. 9  | Southeastern Louisiana    | H/N   | L   | 2-4       | Graffeo (1-0)    | N. Sandlin (0-1)  | --              | 11-3   | 2:27 | 2,432 | 23,082     |
| --                    | Fri. 11 | Samford                   | 6 pm PPD, Rain                                |     |           |                  |                   |                 |        |      |       |            |
| 15                    | Sat. 12 | Samford                   | H/N   | W   | 8-2       | Cockrell (3-0)   | Brasher (1-3)     | --              | 12-3   | 2:37 | 2,627 | 25,709     |
| 16                    | Sun. 13 | Samford (G1)              | H/D   | L   | 8-10 (10) | Curry (1-1)      | Walley (1-1)      | --              | 12-4   | 3:10 | --    |            |
| 17                    | Sun. 13 | Samford (G2)              | H/D   | W   | 6-3       | Powell (2-0)     | Rich (0-1)        | --              | 13-4   | 2:53 | 3,001 | 28,710     |
| 18                    | Tue. 15 | Alabama                   | H/N   | W   | 9-2       | Johnson (1-0)    | Oczypok (2-1)     | --              | 14-4   | 2:36 | 3,577 | 32,287     |
| 19                    | Fri. 18 | at Marshall* (G1)         | R/D   | W   | 14-4      | Lowery (3-0)     | Boster (1-2)      | --              | 15-4   | 3:10 | --    |            |
| 20                    | Fri. 18 | at Marshall* (G2)         | R/N   | L   | 8-10      | Murphy (2-0)     | Livingston (1-1)  | --              | 15-5   | 2:59 | 337   |            |
| 21                    | Sat. 19 | at Marshall*              | R/D   | W   | 3-2       | N. Sandlin (1-1) | Van Fleet (0-1)   | Livingston (4)  | 16-5   | 2:50 | 220   |            |
| 22                    | Tue. 22 | vs. Tulane%               | N/N   | L   | 7-12      | France (1-0)     | Case (0-1)        | Rankin (2)      | 16-6   | 3:19 | 2,185 |            |
| 23                    | Thu. 24 | UTSA*                     | H/N   | W   | 6-5       | N. Sandlin (2-1) | Patel (1-3)       | --              | 17-6   | 2:58 | 2,601 | 34,888     |
| 24                    | Fri. 25 | UTSA*                     | H/N   | W   | 11-2      | Cockrell (4-0)   | Burns (2-3)       | Winston (1)     | 18-6   | 2:45 | 2,871 | 37,759     |
| 25                    | Sat. 26 | UTSA*                     | H/D   | W   | 13-2 (8)  | McCarty (2-0)    | Patel (1-4)       | --              | 19-6   | 2:10 | 2,677 | 40,436     |
| 26                    | Tue. 29 | vs. Mississippi State#    | N/N   | L   | 5-13      | Rigby (3-0)      | Livingston (1-2)  | --              | 19-7   | 3:40 | 5,982 |            |
| <b>April (11-7)</b>   |         |                           |   |     |           |                  |                   |                 |        |      |       |            |
| 27                    | Fri. 1  | at Charlotte*             | R/N   | W   | 9-6       | Cockrell (5-0)   | Geoghegan (1-4)   | N. Sandlin (3)  | 20-7   | 2:49 | 874   |            |
| 28                    | Sat. 2  | at Charlotte*             | R/D   | W   | 9-1       | Johnson (2-0)    | Laws (2-2)        | --              | 21-7   | 2:40 | 1,139 |            |
| 29                    | Sun. 3  | at Charlotte*             | R/D   | W   | 16-6 (8)  | Winston (3-0)    | Maciejewski (3-3) | --              | 22-7   | 3:01 | 766   |            |
| 30                    | Tue. 5  | vs. Ole Miss#             | N/N   | L   | 2-6       | McArthur (4-0)   | Walley (1-2)      | --              | 22-8   | 3:00 | 4,104 |            |
| 31                    | Fri. 8  | Middle Tennessee*         | H/N   | W   | 6-4       | Cockrell (6-0)   | Hoffmann (1-4)    | N. Sandlin (4)  | 23-8   | 2:34 | 2,826 | 43,262     |
| 32                    | Sat. 9  | Middle Tennessee*         | H/D   | W   | 9-5       | Powell (3-0)     | Troutt (1-6)      | N. Sandlin (5)  | 24-8   | 2:49 | 3,444 | 46,706     |
| 33                    | Sun. 10 | Middle Tennessee*         | H/D   | W   | 12-11     | Winston (4-0)    | Puckett (3-1)     | --              | 25-8   | 3:14 | 3,154 | 49,860     |
| 34                    | Wed. 13 | at Ole Miss               | R/N   | W   | 5-1       | Livingston (2-2) | Denny (0-1)       | N. Sandlin (6)  | 26-8   | 3:08 | 7,437 |            |
| 35                    | Fri. 15 | at UAB*                   | R/N   | L   | 3-5       | Whitlock (3-3)   | Powell (3-1)      | T. Lowery (5)   | 26-9   | 3:00 | 650   |            |
| 36                    | Sat. 16 | at UAB*                   | R/D   | L   | 7-8       | Thomas (1-2)     | N. Sandlin (2-2)  | T. Lowery (6)   | 26-10  | 3:30 | 650   |            |
| 37                    | Sun. 17 | at UAB*                   | R/D   | W   | 11-0 (7)  | McCarty (3-0)    | Lamar (3-3)       | --              | 27-10  | 2:20 | 610   |            |
| 38                    | Tue. 19 | at Tulane                 | R/N   | L   | 0-12      | France (3-1)     | Powers (0-1)      | --              | 27-11  | 3:08 | 2,236 |            |
| 39                    | Fri. 22 | Rice* (FS2)               | H/N   | W   | 2-1       | Cockrell (7-0)   | Duplantier (4-4)  | N. Sandlin (7)  | 28-11  | 2:29 | 3,370 | 53,230     |
| 40                    | Sat. 23 | Rice*                     | H/D   | L   | 3-4       | Otto (5-1)       | Powell (3-2)      | --              | 28-12  | 2:44 | 4,950 | 58,180     |
| 41                    | Sun. 24 | Rice*                     | H/D   | W   | 2-1       | N. Sandlin (3-2) | Solecitto (1-1)   | --              | 29-12  | 2:42 | 3,551 | 61,731     |
| 42                    | Tue. 26 | Louisiana-Lafayette       | H/N   | W   | 7-2       | Winston (5-0)    | Guillory (4-4)    | --              | 30-12  | 2:38 | 3,645 | 65,376     |
| --                    | Wed. 27 | at New Orleans            | Rained Out - Cancelled                        |     |           |                  |                   |                 |        |      |       |            |
| 43                    | Fri. 29 | at Florida Atlantic*      | R/N   | L   | 5-9       | Swan (2-0)       | Cockrell (7-1)    | --              | 30-13  | 2:54 | 415   |            |
| 44                    | Sat. 30 | at Florida Atlantic*      | R/D   | L   | 4-9       | Rhodes (6-3)     | Johnson (2-1)     | House (1)       | 30-14  | 3:05 | 611   |            |
| <b>May (10-4)</b>     |         |                           |   |     |           |                  |                   |                 |        |      |       |            |
| 45                    | Sun. 1  | at Florida Atlantic*      | R/D   | W   | 4-3       | McCarty (4-0)    | Coursel (3-3)     | N. Sandlin (8)  | 31-14  | 3:26 | 297   |            |
| 46                    | Fri. 6  | WKU*                      | H/N   | W   | 12-5      | Winston (6-0)    | King (3-4)        | Walley (1)      | 32-14  | 2:56 | 2,918 | 68,294     |
| 47                    | Sat. 7  | WKU*                      | H/D   | W   | 3-0       | McCarty (5-0)    | Bartley (4-4)     | N. Sandlin (9)  | 33-14  | 2:16 | 3,173 | 71,467     |
| 48                    | Sun. 8  | WKU*                      | H/D   | W   | 13-4      | Lowery (4-0)     | Thurston (3-4)    | --              | 34-14  | 3:02 | 2,728 | 74,195     |
| 49                    | Fri. 13 | Louisiana Tech*           | H/N   | L   | 5-7       | Harris (4-2)     | Winston (6-1)     | Atkins (9)      | 34-15  | 2:50 | 3,670 | 77,865     |
| 50                    | Sat. 14 | Louisiana Tech*           | H/D   | W   | 7-3       | McCarty (6-0)    | Linck (3-1)       | Johnson (2)     | 35-15  | 2:55 | 3,753 | 81,618     |
| 51                    | Sun. 15 | Louisiana Tech*           | H/D   | W   | 2-0       | Powell (4-2)     | Sutton (6-1)      | N. Sandlin (10) | 36-15  | 2:49 | 3,488 | 85,106     |
| --                    | Tue. 17 | ULM                       | Rained out - Cancelled                        |     |           |                  |                   |                 |        |      |       |            |
| 52                    | Thu. 19 | at FIU*                   | R/N   | L   | 5-6 (10)  | Durruthy (2-3)   | N. Sandlin (3-3)  | --              | 36-16  | 3:18 | 252   |            |
| 53                    | Fri. 20 | at FIU*                   | R/N   | L   | 2-5       | Chacon (1-2)     | McCarty (6-1)     | Demchak (3)     | 36-17  | 3:02 | 334   |            |
| 54                    | Sat. 21 | at FIU*                   | R/N   | L   | 8-13      | Agis (1-1)       | Powell (4-3)      | --              | 36-18  | 3:06 | 244   |            |
| 55                    | Wed. 25 | Old Dominion%             | H/N   | W   | 17-5 (7)  | Winston (7-1)    | Diaz (6-4)        | --              | 37-18  | 2:51 | 2,699 | 87,805     |
| 56                    | Thu. 26 | Marshall%                 | H/N   | W   | 9-3       | McCarty (7-1)    | Danciu (5-4)      | --              | 38-18  | 3:03 | 2,638 | 90,443     |
| 57                    | Sat. 28 | Marshall%                 | H/D   | W   | 3-2       | Powers (1-1)     | Boster (8-3)      | N. Sandlin (11) | 39-18  | 3:32 | 2,881 | 93,324     |
| 58                    | Sun. 29 | Rice%                     | H/D   | W   | 3-2       | Johnson (3-1)    | Duplantier (7-6)  | N. Sandlin (12) | 40-18  | 3:05 | 3,593 | 96,917     |
| <b>June (1-2)</b>     |         |                           |   |     |           |                  |                   |                 |        |      |       |            |
| 59                    | Fri. 3  | South Alabama\$           | N/D   | W   | 14-2      | McCarty (8-1)    | Hill (8-2)        | --              | 41-18  | 2:43 | 2,509 |            |
| 60                    | Sat. 4  | Florida State\$           | R/N   | L   | 2-7       | Holton (3-3)     | Cockrell (7-2)    | Voyles (2)      | 41-19  | 2:56 | 3,496 |            |
| 61                    | Sun. 5  | South Alabama\$           | N/D   | L   | 5-7       | Long (4-0)       | Winston (7-2)     | McKinley (9)    | 41-20  | 3:05 | 2,415 |            |

All Times Central; @ Bayfront Ballpark (Pensacola, Fla.); \* C-USA Game; % MGM Park (Biloxi, Miss.); # Trustmark Park (Pearl, Miss.); % C-USA Championship, Pete Taylor Park/Hill Denson Field (Hattiesburg, Miss.); \$ NCAA Tallahassee Regional





# 2016 Conference USA Statistics

## 2016 Batting Statistics

| Player              | AVG         | GP        | GS        | AB          | R          | H          | 2B        | 3B       | HR        | RBI        | TB         | SLG%        | BB         | HBP       | SO         | GDP       | OB%         | SF        | SH        | SB        | ATT       | PO         | A          | E         | FLD%        |
|---------------------|-------------|-----------|-----------|-------------|------------|------------|-----------|----------|-----------|------------|------------|-------------|------------|-----------|------------|-----------|-------------|-----------|-----------|-----------|-----------|------------|------------|-----------|-------------|
| 22 Taylor Braley    | .435        | 8         | 8         | 23          | 9          | 10         | 2         | 0        | 4         | 14         | 24         | 1.043       | 5          | 5         | 3          | 1         | .588        | 1         | 0         | 0         | 0         | 4          | 15         | 1         | .950        |
| 24 Dylan Burdeaux   | .370        | 30        | 30        | 127         | 35         | 47         | 7         | 2        | 8         | 23         | 82         | .646        | 16         | 3         | 24         | 2         | .452        | 0         | 2         | 4         | 6         | 52         | 3          | 1         | .982        |
| 26 Tim Lynch        | .348        | 30        | 30        | 115         | 25         | 40         | 8         | 0        | 4         | 30         | 60         | .522        | 19         | 7         | 8          | 1         | .468        | 0         | 1         | 0         | 0         | 292        | 17         | 2         | .994        |
| 12 Jake Sandlin     | .344        | 30        | 30        | 122         | 25         | 42         | 9         | 2        | 3         | 22         | 64         | .525        | 14         | 0         | 25         | 2         | .409        | 1         | 5         | 1         | 3         | 61         | 2          | 0         | 1.000       |
| 2 Nick Dawson       | .343        | 30        | 30        | 99          | 25         | 34         | 11        | 0        | 1         | 17         | 48         | .485        | 20         | 2         | 10         | 1         | .459        | 1         | 0         | 4         | 6         | 47         | 87         | 8         | .944        |
| 21 Hunter Slater    | .305        | 26        | 21        | 82          | 15         | 25         | 6         | 0        | 4         | 15         | 43         | .524        | 4          | 0         | 19         | 2         | .333        | 1         | 0         | 0         | 1         | 21         | 0          | 1         | .955        |
| 6 Claudio Rubiera   | .300        | 7         | 2         | 10          | 1          | 3          | 1         | 0        | 0         | 3          | 4          | .400        | 2          | 0         | 6          | 1         | .385        | 1         | 0         | 0         | 0         | 19         | 2          | 0         | 1.000       |
| 20 Chuckie Robinson | .295        | 28        | 28        | 105         | 14         | 31         | 4         | 1        | 4         | 26         | 49         | .467        | 7          | 0         | 12         | 8         | .333        | 2         | 3         | 0         | 0         | 190        | 35         | 0         | 1.000       |
| 3 Daniel Keating    | .292        | 24        | 17        | 72          | 12         | 21         | 4         | 1        | 3         | 13         | 36         | .500        | 6          | 6         | 21         | 2         | .393        | 0         | 1         | 0         | 2         | 0          | 0          | 0         | .000        |
| 23 Chase Scott      | .265        | 27        | 26        | 83          | 16         | 22         | 6         | 0        | 3         | 11         | 37         | .446        | 13         | 4         | 23         | 4         | .382        | 2         | 2         | 0         | 0         | 22         | 16         | 5         | .884        |
| 4 Tracy Hadley      | .240        | 24        | 20        | 75          | 9          | 18         | 1         | 0        | 0         | 9          | 19         | .253        | 6          | 3         | 10         | 1         | .314        | 2         | 3         | 1         | 1         | 12         | 34         | 4         | .920        |
| 34 Storme Cooper    | .239        | 29        | 19        | 67          | 15         | 16         | 5         | 0        | 0         | 9          | 21         | .313        | 8          | 7         | 14         | 2         | .369        | 2         | 1         | 0         | 1         | 28         | 58         | 1         | .989        |
| 1 Michael Gilbert   | .194        | 18        | 9         | 36          | 7          | 7          | 0         | 0        | 1         | 8          | 10         | .278        | 8          | 3         | 10         | 0         | .383        | 0         | 2         | 0         | 0         | 13         | 13         | 1         | .963        |
| 16 J.C. Keys        | .000        | 18        | 0         | 2           | 6          | 0          | 0         | 0        | 0         | 0          | 0          | .000        | 0          | 0         | 1          | 0         | .000        | 0         | 0         | 0         | 0         | 5          | 0          | 0         | 1.000       |
| <b>Totals</b>       | <b>.310</b> | <b>30</b> | <b>30</b> | <b>1018</b> | <b>214</b> | <b>316</b> | <b>64</b> | <b>6</b> | <b>35</b> | <b>200</b> | <b>497</b> | <b>.488</b> | <b>128</b> | <b>40</b> | <b>186</b> | <b>27</b> | <b>.404</b> | <b>13</b> | <b>20</b> | <b>10</b> | <b>20</b> | <b>778</b> | <b>326</b> | <b>27</b> | <b>.976</b> |
| <b>Opponents</b>    | <b>.278</b> | <b>30</b> | <b>30</b> | <b>1008</b> | <b>141</b> | <b>280</b> | <b>49</b> | <b>9</b> | <b>19</b> | <b>126</b> | <b>404</b> | <b>.401</b> | <b>97</b>  | <b>32</b> | <b>220</b> | <b>21</b> | <b>.358</b> | <b>6</b>  | <b>19</b> | <b>19</b> | <b>33</b> | <b>766</b> | <b>285</b> | <b>31</b> | <b>.971</b> |

LOB - Team (239), Opp (243). DPs turned - Team (24), Opp (31). IBB - Team (8), Lynch 5, Braley 1, J. Sandlin 1, Burdeaux 1, Opp (8). Picked off - J. Sandlin 1.

## 2016 Pitching Statistics

| Player             | ERA         | W         | L         | APP       | GS        | CG       | SHO      | CBO      | SV        | IP           | H          | R          | ER         | BB         | SO         | 2B        | 3B       | HR        | AB          | B/Avg       | WP        | HBP       | BK       | SFA       | SHA       |
|--------------------|-------------|-----------|-----------|-----------|-----------|----------|----------|----------|-----------|--------------|------------|------------|------------|------------|------------|-----------|----------|-----------|-------------|-------------|-----------|-----------|----------|-----------|-----------|
| 42 Clay Tageant    | 0.00        | 0         | 0         | 6         | 0         | 0        | 0        | 0        | 0         | 5.1          | 2          | 0          | 0          | 4          | 7          | 0         | 0        | 0         | 17          | .118        | 1         | 0         | 0        | 0         | 1         |
| 25 Bryan Coughlin  | 0.00        | 0         | 0         | 2         | 0         | 0        | 0        | 0        | 0         | 3.0          | 1          | 0          | 0          | 1          | 0          | 0         | 0        | 0         | 10          | .100        | 0         | 0         | 0        | 0         | 0         |
| 15 Stevie Powers   | 1.23        | 0         | 0         | 7         | 0         | 0        | 0        | 1        | 0         | 7.1          | 5          | 1          | 1          | 2          | 8          | 1         | 0        | 0         | 25          | .200        | 0         | 1         | 0        | 0         | 1         |
| 5 Nick Sandlin     | 2.95        | 3         | 2         | 13        | 0         | 0        | 0        | 2        | 7         | 21.1         | 18         | 7          | 7          | 8          | 22         | 4         | 2        | 1         | 78          | .231        | 1         | 3         | 0        | 0         | 0         |
| 8 Kirk McCarty     | 3.07        | 5         | 1         | 10        | 10        | 1        | 1        | 1        | 0         | 55.2         | 66         | 21         | 19         | 14         | 62         | 11        | 0        | 2         | 223         | .296        | 4         | 6         | 0        | 2         | 5         |
| 19 Mason Walley    | 3.24        | 0         | 0         | 3         | 1         | 0        | 0        | 0        | 1         | 8.1          | 7          | 3          | 3          | 3          | 7          | 1         | 0        | 1         | 29          | .241        | 0         | 2         | 0        | 0         | 2         |
| 35 Walker Powell   | 4.07        | 2         | 3         | 10        | 3         | 0        | 0        | 1        | 0         | 24.1         | 28         | 16         | 11         | 7          | 19         | 3         | 1        | 3         | 100         | .280        | 0         | 1         | 1        | 0         | 1         |
| 14 Cord Cockrell   | 4.46        | 4         | 1         | 9         | 9         | 0        | 0        | 0        | 0         | 40.1         | 48         | 21         | 20         | 5          | 24         | 11        | 3        | 2         | 162         | .296        | 0         | 3         | 0        | 2         | 1         |
| 36 Nick Johnson    | 4.89        | 1         | 1         | 10        | 6         | 0        | 0        | 1        | 1         | 35.0         | 41         | 21         | 19         | 18         | 31         | 4         | 2        | 2         | 133         | .308        | 2         | 7         | 0        | 0         | 4         |
| 10 Jake Winston    | 4.96        | 3         | 1         | 11        | 1         | 0        | 0        | 0        | 1         | 32.2         | 31         | 23         | 18         | 12         | 21         | 5         | 0        | 3         | 127         | .244        | 5         | 3         | 0        | 0         | 1         |
| 11 Luke Lowery     | 6.14        | 2         | 0         | 13        | 0         | 0        | 0        | 0        | 0         | 7.1          | 12         | 7          | 5          | 5          | 8          | 5         | 0        | 2         | 33          | .364        | 1         | 1         | 0        | 2         | 1         |
| 28 Cody Livingston | 8.31        | 0         | 1         | 8         | 0         | 0        | 0        | 0        | 1         | 8.2          | 11         | 8          | 8          | 3          | 8          | 2         | 1        | 1         | 34          | .324        | 0         | 4         | 0        | 0         | 1         |
| 30 Hayden Roberts  | 10.12       | 0         | 0         | 3         | 0         | 0        | 0        | 1        | 0         | 2.2          | 4          | 3          | 3          | 4          | 2          | 1         | 0        | 1         | 12          | .333        | 1         | 1         | 0        | 0         | 0         |
| 27 Austin Millet   | 10.29       | 0         | 0         | 5         | 0         | 0        | 0        | 0        | 0         | 7.0          | 5          | 8          | 8          | 1          | 1          | 0         | 1        | 23        | .217        | 1           | 0         | 0         | 0        | 1         |           |
| 16 J.C. Keys       | 54.00       | 0         | 0         | 1         | 0         | 0        | 0        | 0        | 0         | 0.1          | 1          | 2          | 2          | 3          | 0          | 0         | 0        | 0         | 2           | .500        | 2         | 0         | 0        | 0         | 0         |
| <b>Totals</b>      | <b>4.23</b> | <b>20</b> | <b>10</b> | <b>30</b> | <b>30</b> | <b>1</b> | <b>3</b> | <b>2</b> | <b>11</b> | <b>259.1</b> | <b>280</b> | <b>141</b> | <b>122</b> | <b>97</b>  | <b>220</b> | <b>49</b> | <b>9</b> | <b>19</b> | <b>1008</b> | <b>.278</b> | <b>18</b> | <b>32</b> | <b>1</b> | <b>6</b>  | <b>19</b> |
| <b>Opponents</b>   | <b>6.52</b> | <b>10</b> | <b>20</b> | <b>30</b> | <b>30</b> | <b>0</b> | <b>0</b> | <b>0</b> | <b>5</b>  | <b>255.1</b> | <b>316</b> | <b>214</b> | <b>185</b> | <b>128</b> | <b>186</b> | <b>64</b> | <b>6</b> | <b>35</b> | <b>1018</b> | <b>.310</b> | <b>26</b> | <b>40</b> | <b>2</b> | <b>13</b> | <b>20</b> |

PB - Team (2), Robinson 2, Opp (6). Pickoffs - Team (1), Cockrell 1, Opp (1). SBA/ATT - Robinson (16-30), McCarty (4-7), Winston (3-5), Powell (4-4), Cockrell (3-4), L. Lowery (3-3), Rubiera (3-3), Johnson (0-3), N. Sandlin (0-3), Walley (0-1), Powers (1-1), Livingston (0-1), Tageant (1-1).

## 2016 Fielding Stats

| Player              | C           | PO         | A          | E         | FLD%        | DPs       | SBA       | CSB       | SBA%        | PB       | CI       |
|---------------------|-------------|------------|------------|-----------|-------------|-----------|-----------|-----------|-------------|----------|----------|
| 20 Chuckie Robinson | 225         | 190        | 35         | 0         | 1.000       | 1         | 16        | 14        | .533        | 2        | 0        |
| 12 Jake Sandlin     | 63          | 61         | 2          | 0         | 1.000       | 0         | 0         | 0         | -           | 0        | 0        |
| 6 Claudio Rubiera   | 21          | 19         | 2          | 0         | 1.000       | 0         | 3         | 0         | 1.000       | 0        | 0        |
| 8 Kirk McCarty      | 15          | 3          | 12         | 0         | 1.000       | 2         | 4         | 3         | .571        | 0        | 0        |
| 14 Cord Cockrell    | 10          | 5          | 5          | 0         | 1.000       | 0         | 3         | 1         | .750        | 0        | 0        |
| 10 Jake Winston     | 6           | 0          | 6          | 0         | 1.000       | 2         | 3         | 2         | .600        | 0        | 0        |
| 16 J.C. Keys        | 5           | 5          | 0          | 0         | 1.000       | 0         | 0         | 0         | -           | 0        | 0        |
| 27 Austin Millet    | 3           | 2          | 1          | 0         | 1.000       | 0         | 0         | 0         | -           | 0        | 0        |
| 42 Clay Tageant     | 3           | 0          | 3          | 0         | 1.000       | 0         | 1         | 0         | 1.000       | 0        | 0        |
| 5 Nick Sandlin      | 3           | 0          | 3          | 0         | 1.000       | 0         | 0         | 3         | .000        | 0        | 0        |
| 15 Stevie Powers    | 2           | 0          | 2          | 0         | 1.000       | 0         | 1         | 0         | 1.000       | 0        | 0        |
| 19 Mason Walley     | 2           | 0          | 2          | 0         | 1.000       | 0         | 0         | 1         | .000        | 0        | 0        |
| 11 Luke Lowery      | 1           | 0          | 1          | 0         | 1.000       | 0         | 3         | 0         | 1.000       | 0        | 0        |
| 26 Tim Lynch        | 311         | 292        | 17         | 2         | .994        | 23        | 0         | 0         | -           | 0        | 0        |
| 34 Storme Cooper    | 87          | 28         | 58         | 1         | .989        | 10        | 0         | 0         | -           | 0        | 0        |
| 24 Dylan Burdeaux   | 56          | 52         | 3          | 1         | .982        | 1         | 0         | 0         | -           | 0        | 0        |
| 1 Michael Gilbert   | 27          | 13         | 13         | 1         | .963        | 0         | 0         | 0         | -           | 0        | 0        |
| 21 Hunter Slater    | 22          | 21         | 0          | 1         | .955        | 0         | 0         | 0         | -           | 0        | 0        |
| 22 Taylor Braley    | 20          | 4          | 15         | 1         | .950        | 1         | 0         | 0         | -           | 0        | 0        |
| 2 Nick Dawson       | 142         | 47         | 87         | 8         | .944        | 22        | 0         | 0         | -           | 0        | 0        |
| 4 Tracy Hadley      | 50          | 12         | 34         | 4         | .920        | 0         | 0         | 0         | -           | 0        | 0        |
| 23 Chase Scott      | 43          | 22         | 16         | 5         | .884        | 3         | 0         | 0         | -           | 0        | 0        |
| 36 Nick Johnson     | 7           | 0          | 6          | 1         | .857        | 0         | 0         | 3         | .000        | 0        | 0        |
| 35 Walker Powell    | 5           | 2          | 2          | 1         | .800        | 0         | 4         | 0         | 1.000       | 0        | 0        |
| 28 Cody Livingston  | 2           | 0          | 1          | 1         | .500        | 0         | 0         | 1         | .000        | 0        | 0        |
| 3 Daniel Keating    | 0           | 0          | 0          | 0         | .000        | 0         | 0         | 0         | -           | 0        | 0        |
| 25 Bryan Coughlin   | 0           | 0          | 0          | 0         | .000        | 0         | 0         | 0         | -           | 0        | 0        |
| 30 Hayden Roberts   | 0           | 0          | 0          | 0         | .000        | 0         | 0         | 0         | -           | 0        | 0        |
| <b>Totals</b>       | <b>1131</b> | <b>778</b> | <b>326</b> | <b>27</b> | <b>.976</b> | <b>24</b> | <b>19</b> | <b>14</b> | <b>.576</b> | <b>2</b> | <b>0</b> |
| <b>Opponents</b>    | <b>1082</b> | <b>766</b> | <b>285</b> | <b>31</b> | <b>.971</b> | <b>31</b> | <b>10</b> | <b>10</b> | <b>.500</b> | <b>6</b> | <b>0</b> |



# 2016 Statistics

## Win-Loss Summary

|                      | 2016  | Under Berry |
|----------------------|-------|-------------|
| Total                | 41-20 | 249-157-1   |
| Conference           | 20-10 | 117-68      |
| Non-Conf             | 21-10 | 132-89-1    |
| Home                 | 28-4  | 148-59      |
| Away                 | 9-11  | 79-71       |
| Neutral              | 4-5   | 22-27-1     |
| Day                  | 26-6  | 141-70      |
| Night                | 15-14 | 108-87-1    |
| vs Left              | 12-7  | 73-52-1     |
| vs Right             | 29-13 | 176-105     |
| 1-Run games          | 8-3   | 60-46       |
| 2-Run games          | 7-7   | 38-26       |
| 5+Run games          | 17-7  | 92-49       |
| Extra inns           | 0-2   | 15-13       |
| Shutouts             | 4-1   | 34-15       |
| Scoring 0-2 runs     | 4-6   | 26-60-1     |
| Scoring 3-5 runs     | 7-9   | 55-65       |
| Scoring 6-9 runs     | 18-5  | 95-26       |
| Scoring 10+ runs     | 12-0  | 73-6        |
| Opponent 0-2 runs    | 21-0  | 121-6-1     |
| Opponent 3-5 runs    | 15-5  | 89-46       |
| Opponent 6-9 runs    | 4-9   | 35-65       |
| Opponent 10+ runs    | 1-6   | 4-39        |
| Scored in 1st inning | 14-8  | 100-43-1    |
| Scores first         | 26-9  | 179-51-1    |
| Opp. scores first    | 15-11 | 70-106      |
| After 6 leading      | 35-1  | 189-21      |
| After 6 trailing     | 4-16  | 30-118      |
| After 6 tied         | 2-3   | 29-18-1     |
| After 7 leading      | 32-1  | 196-10      |
| After 7 trailing     | 3-15  | 21-133      |
| After 7 tied         | 4-4   | 21-14       |
| After 8 leading      | 33-0  | 200-4       |
| After 8 trailing     | 3-18  | 12-139      |
| After 8 tied         | 1-2   | 21-12       |
| Hit 0 home runs      | 12-8  | 119-108-1   |
| Hit 1 home run       | 14-9  | 78-32       |
| Hit 2+ home runs     | 15-3  | 52-17       |
| Opponent 0 home runs | 29-4  | 180-81-1    |
| Opponent 1 home run  | 11-13 | 56-43       |
| Opponent 2+ HRs      | 1-3   | 13-33       |
| Made 0 errors        | 17-7  | 93-38       |
| Made 1 error         | 14-9  | 79-59-1     |
| Made 2+ errors       | 10-4  | 77-60       |
| Opp. made 0 errors   | 9-13  | 54-68       |
| Opp. made 1 error    | 13-6  | 81-48-1     |
| Opp. made 2+ errors  | 19-1  | 114-41      |
| Out-hit opponent     | 30-8  | 174-33-1    |
| Out-hit by opponent  | 10-11 | 59-107      |
| Hits are tied        | 1-1   | 16-17       |
| On Mondays           | 0-0   | 0-0         |
| On Tuesdays          | 3-5   | 27-23       |
| On Wednesdays        | 3-2   | 24-15       |
| On Thursdays         | 2-1   | 8-8         |
| On Fridays           | 10-5  | 64-42       |
| On Saturdays         | 11-5  | 71-42-1     |
| On Sundays           | 12-2  | 55-27       |

## Inning-By-Inning Summary

|               | 1  | 2  | 3  | 4  | 5  | 6  | 7  | 8  | 9  | EX | Total |
|---------------|----|----|----|----|----|----|----|----|----|----|-------|
| Southern Miss | 47 | 24 | 49 | 49 | 56 | 64 | 45 | 60 | 25 | 0  | 419   |
| Opponents     | 25 | 34 | 34 | 33 | 46 | 30 | 34 | 28 | 18 | 3  | 285   |

## Record When Team Scores:

| Runs | 0   | 1   | 2   | 3   | 4   | 5   | 6   | 7   | 8   | 9   | 10+  |
|------|-----|-----|-----|-----|-----|-----|-----|-----|-----|-----|------|
| W-L  | 0-1 | 0-0 | 4-5 | 5-3 | 1-1 | 1-5 | 6-0 | 3-2 | 3-3 | 6-0 | 12-0 |

## Record When Opponent Scores:

| Runs | 0   | 1   | 2    | 3   | 4   | 5   | 6   | 7   | 8   | 9   | 10+ |
|------|-----|-----|------|-----|-----|-----|-----|-----|-----|-----|-----|
| W-L  | 4-0 | 7-0 | 10-0 | 4-0 | 5-3 | 6-2 | 3-2 | 1-3 | 0-1 | 0-3 | 1-6 |

## Record When Leading After:

| Inn. | 1    | 2    | 3    | 4    | 5    | 6    | 7    | 8    |
|------|------|------|------|------|------|------|------|------|
| W-L  | 13-5 | 22-4 | 23-3 | 28-4 | 29-3 | 35-1 | 32-1 | 33-0 |

## Record When Trailing After:

| Inn. | 1   | 2    | 3    | 4    | 5    | 6    | 7    | 8    |
|------|-----|------|------|------|------|------|------|------|
| W-L  | 2-5 | 6-10 | 8-13 | 5-15 | 5-15 | 4-16 | 3-15 | 3-18 |

## Record When Tied After:

| Inn. | 1     | 2    | 3    | 4   | 5   | 6   | 7   | 8   |
|------|-------|------|------|-----|-----|-----|-----|-----|
| W-L  | 26-10 | 13-6 | 10-4 | 8-1 | 7-2 | 2-3 | 4-4 | 1-2 |

## General Summary:

|                              |   |
|------------------------------|---|
| Longest winning streak ..... | 7 |
| Longest losing streak.....   | 3 |

|                        |              |                        |
|------------------------|--------------|------------------------|
| Home attendance .....  | 96,917.....  | (31 dates avg = 3,126) |
| Away attendance .....  | 48,172 ..... | (28 dates avg = 1,720) |
| Total attendance ..... | 145,089..... | (59 dates avg = 2,459) |



# 2016 Game Highs

## Game Highs

### Team Batting

|                         |    |                              |
|-------------------------|----|------------------------------|
| <b>At bats:</b>         | 42 | vs WKU (May 06)              |
| <b>Runs scored:</b>     | 18 | vs Eastern Illinois (Feb 20) |
| <b>Hits:</b>            | 18 | vs WKU (May 06)              |
| <b>RBI's:</b>           | 17 | vs Eastern Illinois (Feb 20) |
| <b>Doubles:</b>         | 5  | vs Middle Tennessee (Apr 10) |
| <b>Triples:</b>         | 2  | at Florida Atlantic (Apr 29) |
| <b>Home runs:</b>       | 4  | vs Eastern Illinois (Feb 20) |
|                         | 4  | vs UTSA (Mar 26)             |
| <b>Total bases:</b>     | 27 | vs WKU (May 06)              |
|                         | 27 | vs Old Dominion (May 25)     |
| <b>Walks:</b>           | 14 | vs Eastern Illinois (Feb 20) |
| <b>Strikeouts:</b>      | 12 | vs Rice (Apr 22)             |
|                         | 12 | vs Louisiana Tech (May 14)   |
|                         | 12 | vs Rice (May 29)             |
| <b>Sac hits:</b>        | 3  | vs Auburn (Mar 06)           |
| <b>Sac flies:</b>       | 2  | at FIU (May 19)              |
| <b>Stolen bases:</b>    | 3  | at Marshall (Mar 18)         |
|                         | 3  | at Charlotte (Apr 02)        |
| <b>Hit by pitch:</b>    | 6  | at UAB (Apr 17)              |
| <b>Caught stealing:</b> | 3  | vs South Alabama (Jun 05)    |
| <b>Runners LOB:</b>     | 14 | at UAB (Apr 16)              |
| <b>Hit into DP:</b>     | 3  | (6 times)                    |

### Team Fielding

|                      |    |                                |
|----------------------|----|--------------------------------|
| <b>Putouts:</b>      | 30 | vs Samford (Mar 13)            |
| <b>Assists:</b>      | 17 | (4 times)                      |
| <b>Errors:</b>       | 3  | vs Northwestern State (Feb 26) |
|                      | 3  | vs UTSA (Mar 25)               |
| <b>Passed balls:</b> | 1  | (5 times)                      |
| <b>DPs turned:</b>   | 4  | vs Eastern Illinois (Feb 21)   |

### Team Pitching

|                         |      |                                |
|-------------------------|------|--------------------------------|
| <b>Innings pitched:</b> | 10.0 | vs Samford (Mar 13)            |
| <b>Runs allowed:</b>    | 13   | vs Mississippi State (Mar 29)  |
|                         | 13   | at FIU (May 21, 2016)          |
| <b>Earned runs:</b>     | 12   | vs Tulane (Mar 22)             |
|                         | 12   | vs Mississippi State (Mar 29)  |
|                         | 12   | at Tulane (Apr 19)             |
| <b>Walks allowed:</b>   | 12   | at South Alabama (Mar 1)       |
|                         | 12   | at Tulane (Apr 19)             |
| <b>Strikeouts:</b>      | 14   | vs Eastern Illinois (Feb 20)   |
| <b>Hits allowed:</b>    | 19   | vs Middle Tennessee (Apr 10)   |
| <b>Doubles allowed:</b> | 6    | vs Northwestern State (Feb 27) |
| <b>Triples allowed:</b> | 2    | at UAB (Apr 15)                |
| <b>Homers allowed:</b>  | 4    | at FIU (May 21)                |
| <b>Wild pitches:</b>    | 3    | (4 times)                      |
| <b>Hit batters:</b>     | 4    | (4 times)                      |

### Individual Batting

|                         |   |  |
|-------------------------|---|--|
| <b>At bats:</b>         | 6 | Dylan Burdeaux vs South Ala. (Jun 3)       |
| <b>Runs scored:</b>     | 3 | (16 times)                                 |
| <b>Hits:</b>            | 5 | Chuckie Robinson vs WKU (May 6)            |
| <b>RBI's:</b>           | 7 | Chuckie Robinson vs WKU (May 6)            |
| <b>Doubles:</b>         | 2 | (10 times)                                 |
| <b>Triples:</b>         | 1 | (11 times)                                 |
| <b>Home runs:</b>       | 2 | Dylan Burdeaux vs UTSA (Mar 26)            |
|                         | 2 | Taylor Braley at Charlotte (Apr 1)         |
| <b>Total bases:</b>     | 9 | Dylan Burdeaux vs UTSA (Mar 26)            |
| <b>Walks:</b>           | 4 | Taylor Braley vs Eastern Illinois (Feb 20) |
| <b>Strikeouts:</b>      | 3 | (15 times)                                 |
| <b>Sac hits:</b>        | 1 | (39 times)                                 |
| <b>Sac flies:</b>       | 1 | (27 times)                                 |
| <b>Stolen bases:</b>    | 2 | Dylan Burdeaux vs NW State (Feb 28)        |
|                         | 2 | Nick Dawson at Marshall (Mar 18)           |
|                         | 2 | Nick Dawson at Charlotte (Apr 2)           |
| <b>Hit by pitch:</b>    | 3 | Tim Lynch at UAB (Apr 17, 2016)            |
| <b>Caught stealing:</b> | 1 | (28 times)                                 |
| <b>Runners LOB:</b>     | 5 | (6 times)                                  |

### Individual Fielding

|                      |    |                                 |
|----------------------|----|---------------------------------|
| <b>Putouts:</b>      | 17 | Tim Lynch vs Samford (Mar 12)   |
| <b>Assists:</b>      | 10 | Nick Dawson vs Samford (Mar 12) |
| <b>Errors:</b>       | 2  | Taylor Braley vs Troy (Mar 5)   |
|                      | 2  | Nick Dawson vs Samford (Mar 12) |
|                      | 2  | Tim Lynch vs UTSA (Mar 25)      |
| <b>Passed balls:</b> | 1  | (5 times)                       |

### Individual Pitching

|                         |     |                                     |
|-------------------------|-----|-------------------------------------|
| <b>Inn. pitched:</b>    | 8.0 | Nick Johnson at Charlotte (Apr 2)   |
| <b>Runs allowed:</b>    | 7   | Jake Winston vs Samford (Mar 13)    |
|                         | 7   | Walker Powell at FIU (May 21)       |
| <b>Earned runs:</b>     | 7   | Jake Winston vs Samford (Mar 13)    |
| <b>Walks:</b>           | 5   | Stevie Powers at South Ala. (Mar 1) |
| <b>Strikeouts:</b>      | 9   | Kirk McCarty at Marshall (Mar 19)   |
|                         | 9   | Kirk McCarty vs UTSA (Mar 26)       |
|                         | 9   | Kirk McCarty vs WKU (May 7)         |
| <b>Hits allowed:</b>    | 12  | Kirk McCarty vs MT (Apr 10)         |
| <b>Doubles allowed:</b> | 4   | Cord Cockrell at FAU (Apr 29)       |
| <b>Triples allowed:</b> | 1   | (12 times)                          |
| <b>Homers allowed:</b>  | 2   | Walker Powell at FIU (May 21)       |
|                         | 2   | Cord Cockrell vs ODU (May 25)       |
| <b>Wild pitches:</b>    | 2   | (9 times)                           |
| <b>Hit batters:</b>     | 3   | (4 times)                           |





## 2017 Southern Miss Baseball Opponents

### Northeastern

Feb. 17-19 at Hattiesburg  
**Location:** Boston, Mass.  
**Nickname:** Huskies  
**Colors:** Red and Black  
**Home Field (Cap.):** Friedman Diamond (500)  
**Head Coach:** Mike Glavine  
**Record at School:** 56-57 (3rd season)  
**Overall Record:** Same  
**2016 Record:** 31-27  
**Conference:** Colonial Athletic Association  
**Conference Record (Finish):** 12-11 (5th)  
**Postseason:** None  
**All-Time Series Record:** First Meeting  
**Baseball Contact:** Mike Skovan  
**Office Phone:** 617-373-4252  
**Email:** m.skovan@northeastern.edu

### Alabama

Feb. 21 at Tuscaloosa  
**Location:** Tuscaloosa, Ala.  
**Nickname:** Crimson Tide  
**Colors:** Crimson and White  
**Home Field (Cap.):** Sewell-Thomas Stadium (8,500)  
**Head Coach:** Greg Goff  
**Record at School:** First Season  
**Overall Record:** 443-305 (14th season)  
**2016 Record:** 32-26  
**Conference:** Southeastern  
**Conference Record (Finish):** 15-15 (5th West)  
**Postseason:** None  
**All-Time Series Record:** UA leads 72-30  
**Baseball Contact:** Alex Thompson  
**Office Phone:** 205-348-6084  
**Email:** athompson@ia.ua.edu

### Evansville

Feb. 24-26 at Hattiesburg  
**Location:** Evansville, Ind.  
**Nickname:** Purple Aces  
**Colors:** Purple, White and Orange  
**Home Field (Cap.):** Charles H. Braun Stadium (1,200)  
**Head Coach:** Wes Carroll  
**Record at School:** 233-215 (10th season)  
**Overall Record:** Same  
**2016 Record:** 29-27  
**Conference:** Missouri Valley  
**Conference Record (Finish):** 9-12 (Tied 5th)  
**Postseason:** None  
**All-Time Series Record:** UE leads 2-1  
**Baseball Contact:** Clay Trainum  
**Office Phone:** 812-488-2394  
**Email:** ct155@evansville.edu

### Tulane

March 1 at Hattiesburg  
April 19 at New Orleans  
**Location:** New Orleans, La.  
**Nickname:** Green Wave  
**Colors:** Olive Green and Sky Blue  
**Home Field (Cap.):** Greer Field at Turchin Stadium (5,000)  
**Head Coach:** Travis Jewett  
**Record at School:** First Season  
**Overall Record:** Same  
**2016 Record:** 41-21  
**Conference:** American Athletic  
**Conference Record (Finish):** 15-7 (1st)  
**Postseason:** NCAA Oxford Regional  
**All-Time Series Record:** Tulane leads 98-59-1  
**Baseball Contact:** Eric Hollier  
**Office Phone:** 504-314-7271  
**Email:** ehollier1@tulane.edu

### Louisiana-Lafayette

March 3-5 at Lafayette  
**Location:** Lafayette, La.  
**Nickname:** Ragin' Cajuns  
**Colors:** Vermilion and White  
**Home Field (Cap.):** M.L. "Tigue" Moore Field (TBA)  
**Head Coach:** Tony Robichaux  
**Record at School:** 817-513-1 (23rd season)  
**Overall Record:** 1,080-690-1 (31st season)  
**2016 Record:** 43-21  
**Conference:** Sun Belt  
**Conference Record (Finish):** 21-9 (Tied-1st)  
**Postseason:** NCAA Lafayette Regional  
**All-Time Series Record:** UL leads 24-20  
**Baseball Contact:** Jeff Schneider  
**Office Phone:** 337-482-6332  
**Email:** schneider@louisiana.edu

### New Orleans

March 7 at New Orleans  
March 29 at Hattiesburg  
**Location:** New Orleans, La.  
**Nickname:** Privateers  
**Colors:** Royal Blue, Navy and Silver  
**Home Field (Cap.):** Maestri Field at First NBC Ballpark (2,900)  
**Head Coach:** Blake Dean  
**Record at School:** 31-26 (2nd season)  
**Overall Record:** Same  
**2016 Record:** 31-26  
**Conference:** Southland  
**Conference Record (Finish):** 14-16 (Tied-7th)  
**Postseason:** None  
**All-Time Series Record:** USM leads 53-49  
**Baseball Contact:** Eli Sirota  
**Office Phone:** 504-280-7039  
**Email:** ensirota@uno.edu



## 2017 Southern Miss Baseball Opponents

### **Xavier**

March 10-12 at Hattiesburg  
**Location:** Cincinnati, Ohio  
**Nickname:** Musketeers  
**Colors:** Navy Blue, Gray and White  
**Home Field (Cap.):** Hayden Field (500)  
**Head Coach:** Scott Googins  
**Record at School:** 307-330 (12th season)  
**Overall Record:** Same  
**2016 Record:** 32-30  
**Conference:** Big East  
**Conference Record (Finish):** 14-4 (1st)  
**Postseason:** NCAA Nashville Regional  
**All-Time Series Record:** First Meeting  
**Baseball Contact:** Brendan Bergen  
**Office Phone:** 513-745-3388  
**Email:** bergenb@xavier.edu

### **Columbia**

March 14-15 at Hattiesburg  
**Location:** New York, N.Y.  
**Nickname:** Lions  
**Colors:** Columbia Blue and White  
**Home Field (Cap.):** Robertson Field at Satow Stadium (600)  
**Head Coach:** Brett Boretti  
**Record at School:** 236-272-1 (13th season)  
**Overall Record:** 352-355-1 (16th season)  
**2016 Record:** 17-24  
**Conference:** Ivy League  
**Conference Record (Finish):** 10-10 (Tied 2nd Gehrig Division)  
**Postseason:** None  
**All-Time Series Record:** First Meeting  
**Baseball Contact:** Mike Kowalsky  
**Office Phone:** 212-854-7064  
**Email:** mk3531@columbia.edu

### **Louisiana Tech**

March 17-19 at Ruston  
**Location:** Ruston, La.  
**Nickname:** Bulldogs  
**Colors:** Blue and Red  
**Home Field (Cap.):** J.C. Love Field at Pat Patterson Park (3,000)  
**Head Coach:** Lane Burroughs  
**Record at School:** First Season  
**Overall Record:** 113-113 (5th season)  
**2016 Record:** 42-30  
**Conference:** USA  
**Conference Record (Finish):** 19-11 (5th)  
**Postseason:** NCAA Starkville Regional  
**All-Time Series Record:** USM leads 20-14-1  
**Baseball Contact:** Blake Bolin  
**Office Phone:** 318-257-3144  
**Email:** Bolin@latech.edu

### **Mississippi State**

March 21 at Pearl  
**Location:** Starkville, Miss.  
**Nickname:** Bulldogs  
**Colors:** Maroon and White  
**Home Field (Cap.):** Dudy Noble Field, Polk-Dement Stadium (15,000)  
**Head Coach:** Andy Cannizaro  
**Record at School:** First Season  
**Overall Record:** Same  
**2016 Record:** 44-18-1  
**Conference:** Southeastern  
**Conference Record (Finish):** 21-9 (1<sup>st</sup> West)  
**Postseason:** NCAA Starkville Super Regional  
**All-Time Series Record:** MSU leads 79-38  
**Baseball Contact:** Andrew Piper  
**Office Phone:** 662-325-0972  
**Email:** apiper@athletics.msstate.edu

### **Marshall**

March 24-26 at Hattiesburg  
**Location:** Huntington, W.Va.  
**Nickname:** Thundering Herd  
**Colors:** Kelly Green and White  
**Home Field (Cap.):** Appalachian Power Park (4,500)  
**Head Coach:** Jeff Waggoner  
**Record at School:** 231-309-1 (11th season)  
**Overall Record:** Same  
**2016 Record:** 34-21  
**Conference:** Southeastern  
**Conference Record (Finish):** 21-9 (2nd)  
**Postseason:** None  
**All-Time Series Record:** USM leads 31-10  
**Baseball Contact:** Corey Dieteman  
**Office Phone:** 304-696-5276  
**Email:** dieteman@marshall.edu

### **South Alabama**

March 28 at Hattiesburg  
April 25 at Mobile  
**Location:** Mobile, Ala.  
**Nickname:** Jaguars  
**Colors:** Blue, Red and White  
**Home Field (Cap.):** Stanky Field (3,775)  
**Head Coach:** Mark Calvi  
**Record at School:** 167-129 (6th season)  
**Overall Record:** Same  
**2016 Record:** 42-22  
**Conference:** Sun Belt  
**Conference Record (Finish):** 21-9 (T-1st)  
**Postseason:** NCAA Tallahassee Regional  
**All-Time Series Record:** USA leads 60-34  
**Baseball Contact:** Charlie Nichols  
**Office Phone:** 251-414-8017  
**Email:** charlesnichols@southalabama.edu



## 2017 Southern Miss Baseball Opponents

### WKU

March 31-April 2 at Bowling Green  
**Location:** Mobile, Ala.  
**Nickname:** Hilltoppers  
**Colors:** Red and White  
**Home Field (Cap.):** Nick Denes Field (1,500)  
**Head Coach:** John Pawlowski  
**Record at School:** 24-30 (2nd season)  
**Overall Record:** 539-348 (16th Season)  
**2016 Record:** 24-30  
**Conference:** USA  
**Conference Record (Finish):** 10-20 (10th)  
**Postseason:** None  
**All-Time Series Record:** USM leads 5-1  
**Baseball Contact:** Bryan Fyalkowski  
**Office Phone:** 270-745-5388  
**Email:** bryan.fyalkowski@wku.edu

### Ole Miss

April 4 at Pearl  
April 11 at Hattiesburg  
**Location:** Oxford, Miss.  
**Nickname:** Rebels  
**Colors:** Cardinal Red and Navy Blue  
**Home Field (Cap.):** Oxford-University Stadium (10,323)  
**Head Coach:** Mike Bianco  
**Record at School:** 630-370-1 (17th season)  
**Overall Record:** 730-441-1 (20th Season)  
**2016 Record:** 43-19  
**Conference:** Southeastern  
**Conference Record (Finish):** 18-12 (4<sup>th</sup> West)  
**Postseason:** NCAA Oxford Regional  
**All-Time Series Record:** Ole Miss leads 77-54  
**Baseball Contact:** Adam Kuffner  
**Office Phone:** 662-915-7031  
**Email:** kuffner@olemiss.edu

### FIU

April 7-9 at Hattiesburg  
**Location:** Miami, Fla.  
**Nickname:** Panthers  
**Colors:** Blue and Gold  
**Home Field (Cap.):** FIU Baseball Stadium (2,000)  
**Head Coach:** Mervyl Melendez  
**Record at School:** First Season  
**Overall Record:** 537-437 (18th Season)  
**2016 Record:** 29-29  
**Conference:** USA  
**Conference Record (Finish):** 15-15 (Tied 6th)  
**Postseason:** None  
**All-Time Series Record:** FIU leads 4-2  
**Baseball Contact:** Pete Pelegrin  
**Office Phone:** 305-348-1357  
**Email:** pppelegr@fiu.edu

### Rice

April 14-16 at Houston  
**Location:** Houston, Texas  
**Nickname:** Owls  
**Colors:** Blue and Gray  
**Home Field (Cap.):** Reckling Park (6,193)  
**Head Coach:** Wayne Graham  
**Record at School:** 1,114-466 (26th season)  
**Overall Record:** 1,689-579 (37th Season)  
**2016 Record:** 38-24  
**Conference:** USA  
**Conference Record (Finish):** 19-10 (4th)  
**Postseason:** NCAA Baton Rouge Regional  
**All-Time Series Record:** Rice leads 24-15  
**Baseball Contact:** John Sullivan  
**Office Phone:** 713-348-5636  
**Email:** jsully@rice.edu

### Nicholls State

April 18 at Biloxi  
**Location:** Thibodaux, La.  
**Nickname:** Colonels  
**Colors:** Red and Gray  
**Home Field (Cap.):** Raymond E. Didier Field (3,200)  
**Head Coach:** Seth Thibodeaux  
**Record at School:** 172-161-1 (7th season)  
**Overall Record:** Same  
**2016 Record:** 26-30  
**Conference:** Southland  
**Conference Record (Finish):** 14-16 (Tied 7th)  
**Postseason:** None  
**All-Time Series Record:** USM leads 51-48-1  
**Baseball Contact:** Jamie Bustos  
**Office Phone:** 985-448-4281  
**Email:** Jamie.bustos@nicholls.edu

### Old Dominion

April 21-23 at Hattiesburg  
**Location:** Norfolk, Va.  
**Nickname:** Monarchs  
**Colors:** Slate Blue and Silver  
**Home Field (Cap.):** Bud Metheny Baseball Complex (2,500)  
**Head Coach:** Chris Finwood  
**Record at School:** 144-137 (6th season)  
**Overall Record:** 386-388 (15th season)  
**2016 Record:** 32-24  
**Conference:** USA  
**Conference Record (Finish):** 15-15 (Tied 6th)  
**Postseason:** None  
**All-Time Series Record:** USM leads 2-0  
**Baseball Contact:** Tim Wentz  
**Office Phone:** 757-683-5581  
**Email:** twentz@odu.edu





## 2017 Southern Miss Baseball Opponents

### Middle Tennessee

April 28-30 at Murfreesboro  
**Location:** Murfreesboro, Tenn.  
**Nickname:** Blue Raiders  
**Colors:** Slate Royal Blue and White  
**Home Field (Cap.):** Reese Smith Jr. Field (2,100)  
**Head Coach:** Jim McGuire  
**Record at School:** 111-117 (5th season)  
**Overall Record:** Same  
**2016 Record:** 20-35  
**Conference:** USA  
**Conference Record (Finish):** 5-24 (12th)  
**Postseason:** None  
**All-Time Series Record:** USM leads 17-7  
**Baseball Contact:** Zach Rhodes  
**Office Phone:** 615-904-2378  
**Email:** rhodes@goblueraiders.com

### Florida Atlantic

May 5-7 at Hattiesburg  
**Location:** Boca Raton, Fla.  
**Nickname:** Owls  
**Colors:** Blue and Red  
**Home Field (Cap.):** FAU Stadium (2,000)  
**Head Coach:** John McCormack  
**Record at School:** 282-182 (9th season)  
**Overall Record:** Same  
**2016 Record:** 39-19  
**Conference:** USA  
**Conference Record (Finish):** 21-8 (1st)  
**Postseason:** NCAA Coral Gables Regional  
**All-Time Series Record:** FAU leads 6-4  
**Baseball Contact:** Jonathan Fraysure  
**Office Phone:** 561-430-7148  
**Email:** jfraysur@fau.edu

### UAB

May 12-14 at Hattiesburg  
**Location:** Birmingham, Ala.  
**Nickname:** Blazers  
**Colors:** Forest Green and Old Gold  
**Home Field (Cap.):** Jerry D. Young Memorial Field (1,000)  
**Head Coach:** Brian Shoop  
**Record at School:** 283-292 (10th season)  
**Overall Record:** 982-592-1 (27th season)  
**2016 Record:** 21-34  
**Conference:** USA  
**Conference Record (Finish):** 12-18 (9th)  
**Postseason:** None  
**All-Time Series Record:** USM leads 65-35  
**Baseball Contact:** Josh Gleason  
**Office Phone:** 205-934-0725  
**Email:** jgleas@uab.edu

### Southeastern Louisiana

May 16 at Biloxi  
**Location:** Hammond, La.  
**Nickname:** Lions  
**Colors:** Green Old Gold  
**Home Field (Cap.):** Pat Kenelly Diamond at Alumni Field (2,500)  
**Head Coach:** Matt Riser  
**Record at School:** 120-63 (4th season)  
**Overall Record:** Same  
**2016 Record:** 40-21  
**Conference:** Southland  
**Conference Record (Finish):** 22-8 (2nd)  
**Postseason:** NCAA Baton Rouge Regional  
**All-Time Series Record:** USM leads 72-45  
**Baseball Contact:** Damon Sunde  
**Office Phone:** 985-549-3774  
**Email:** damon.sunde@southeastern.edu

### UTSA

May 18-20 at San Antonio  
**Location:** San Antonio, Texas  
**Nickname:** Roadrunners  
**Colors:** Navy Blue and Orange  
**Home Field (Cap.):** Roadrunner Field (800)  
**Head Coach:** Jason Marshall  
**Record at School:** 120-110 (5th season)  
**Overall Record:** Same  
**2016 Record:** 17-34  
**Conference:** USA  
**Conference Record (Finish):** 8-20 (11th)  
**Postseason:** None  
**All-Time Series Record:** USM leads 7-4  
**Baseball Contact:** Zena Rex  
**Office Phone:** 956-739-4878  
**Email:** zena.rex@utsa.edu




# Series Records

| Team                 | First Game | Last Game | Total Games | Series |      |      | Pct.  |
|----------------------|------------|-----------|-------------|--------|------|------|-------|
|                      |            |           |             | Won    | Lost | Tied |       |
| Alabama              | 1962       | 2016      | 102         | 30     | 72   | 0    | 29.4  |
| Albion               | 1959       | 1959      | 2           | 2      | 0    | 0    | 100.0 |
| Alcorn State         | 1985       | 2014      | 17          | 16     | 1    | 0    | 94.1  |
| Arizona              | 2001       | 2001      | 1           | 1      | 0    | 0    | 100.0 |
| Arkansas             | 1958       | 1995      | 14          | 10     | 4    | 0    | 71.4  |
| Arkansas State       | 2005       | 2008      | 6           | 6      | 0    | 0    | 100.0 |
| Arkansas-Little Rock | 1976       | 1997      | 14          | 9      | 5    | 0    | 64.3  |
| Auburn               | 1958       | 2016      | 7           | 2      | 5    | 0    | 28.6  |
| Austin Peay          | 1992       | 1992      | 2           | 2      | 0    | 0    | 100.0 |
| Baylor               | 1996       | 2003      | 4           | 1      | 3    | 0    | 25.0  |
| Belhaven             | 1987       | 1989      | 5           | 4      | 1    | 0    | 80.0  |
| Birmingham-Southern  | 2006       | 2006      | 3           | 2      | 1    | 0    | 66.7  |
| Bowling Green        | 1988       | 1988      | 3           | 1      | 2    | 0    | 33.3  |
| Buffalo              | 2002       | 2006      | 6           | 5      | 1    | 0    | 83.5  |
| Cal State Fullerton  | 2008       | 2009      | 6           | 0      | 6    | 0    | 0.0   |
| Cal State Northridge | 2008       | 2008      | 2           | 2      | 0    | 0    | 100.0 |
| Centenary            | 1922       | 1997      | 10          | 7      | 3    | 0    | 70.0  |
| Central Arkansas     | 2013       | 2013      | 3           | 1      | 2    | 0    | 33.3  |
| Central Baptist      | 1981       | 1981      | 1           | 1      | 0    | 0    | 100.0 |
| Central Methodist    | 1981       | 1981      | 1           | 1      | 0    | 0    | 100.0 |
| Charleston Southern  | 2012       | 2012      | 1           | 1      | 0    | 0    | 100.0 |
| Charlotte            | 1987       | 2016      | 54          | 35     | 19   | 0    | 64.8  |
| Chicago State        | 1984       | 2014      | 3           | 3      | 0    | 0    | 100.0 |
| Christian Brothers   | 1987       | 1987      | 1           | 1      | 0    | 0    | 100.0 |
| Cincinnati           | 1954       | 2005      | 45          | 38     | 7    | 0    | 84.4  |
| Clemson              | 2010       | 2010      | 1           | 0      | 1    | 0    | 0.0   |
| Coll. of Charleston  | 2004       | 2011      | 3           | 2      | 1    | 0    | 66.7  |
| Columbus             | 1987       | 1987      | 1           | 1      | 0    | 0    | 100.0 |
| Connecticut          | 2011       | 2011      | 1           | 1      | 0    | 0    | 100.0 |
| Dallas Baptist       | 2006       | 2007      | 6           | 5      | 1    | 0    | 83.3  |
| Davidson             | 1987       | 1987      | 1           | 1      | 0    | 0    | 100.0 |
| Delta State          | 1960       | 1986      | 67          | 21     | 45   | 1    | 32.1  |
| East Carolina        | 2002       | 2014      | 47          | 26     | 21   | 0    | 55.3  |
| Eastern Illinois     | 1992       | 2016      | 15          | 13     | 2    | 0    | 86.7  |
| Elon                 | 1978       | 2009      | 5           | 2      | 3    | 0    | 40.0  |
| Evansville           | 2001       | 2001      | 3           | 1      | 2    | 0    | 33.0  |
| Florida              | 1990       | 2014      | 4           | 3      | 1    | 0    | 75.0  |
| Florida Atlantic     | 2014       | 2016      | 10          | 4      | 6    | 0    | 40.9  |
| FIU                  | 2015       | 2016      | 6           | 2      | 4    | 0    | 33.3  |
| Florida State        | 1982       | 2016      | 50          | 12     | 38   | 0    | 24.0  |
| Gannon               | 1970       | 1985      | 32          | 32     | 0    | 0    | 100.0 |
| Georgia Southern     | 2007       | 2007      | 1           | 1      | 0    | 0    | 100.0 |
| Georgia Tech         | 2009       | 2011      | 4           | 2      | 2    | 0    | 50.0  |
| Grambling State      | 1985       | 1996      | 8           | 7      | 1    | 0    | 87.5  |
| Hanover              | 1960       | 1960      | 1           | 1      | 0    | 0    | 100.0 |
| Houston              | 1990       | 2013      | 60          | 31     | 29   | 0    | 51.7  |
| Illinois State       | 1964       | 2006      | 8           | 3      | 5    | 0    | 37.5  |
| Illinois Wesleyan    | 1956       | 1975      | 15          | 10     | 4    | 1    | 70.0  |
| Indiana              | 1990       | 2007      | 4           | 4      | 0    | 0    | 100.0 |
| Indiana State        | 2004       | 2005      | 2           | 2      | 0    | 0    | 100.0 |
| Iowa                 | 1929       | 1929      | 1           | 0      | 1    | 0    | 0.0   |
| Jackson State        | 1986       | 2009      | 22          | 17     | 5    | 0    | 77.3  |
| Jacksonville State   | 2006       | 2010      | 2           | 2      | 0    | 0    | 100.0 |
| Kansas State         | 1990       | 1992      | 6           | 3      | 3    | 0    | 33.3  |
| Kent State           | 1985       | 2007      | 5           | 4      | 1    | 0    | 80.0  |
| Kentucky             | 1998       | 1998      | 2           | 1      | 1    | 0    | 50.0  |
| Lamar                | 2005       | 2005      | 1           | 1      | 0    | 0    | 100.0 |
| Lehigh               | 2009       | 2009      | 3           | 3      | 0    | 0    | 100.0 |
| Lemoyne              | 2010       | 2010      | 3           | 1      | 2    | 0    | 33.3  |
| Liberty              | 2008       | 2008      | 1           | 1      | 0    | 0    | 100.0 |
| Lipscomb             | 2002       | 2008      | 6           | 6      | 0    | 0    | 100.0 |
| Louisiana College    | 1949       | 1949      | 1           | 0      | 1    | 0    | 0.0   |
| Louisiana-Lafayette  | 1925       | 2016      | 44          | 20     | 24   | 0    | 45.5  |
| Louisiana-Monroe     | 1949       | 2015      | 65          | 47     | 18   | 0    | 72.3  |
| Louisiana State      | 1921       | 2014      | 51          | 11     | 38   | 2    | 23.5  |
| Louisiana Tech       | 1922       | 2016      | 35          | 20     | 14   | 1    | 58.5  |
| Louisville           | 1976       | 2007      | 63          | 44     | 19   | 0    | 69.8  |
| Loyola (N.O.)        | 1929       | 1964      | 48          | 14     | 33   | 1    | 30.2  |
| MacMurray            | 1968       | 1968      | 2           | 0      | 2    | 0    | 0.0   |
| Maine                | 2005       | 2005      | 0           | 1      | 0    | 0    | 0.0   |
| Marshall             | 2005       | 2016      | 41          | 31     | 10   | 0    | 75.6  |
| McNeese State        | 2002       | 2014      | 6           | 3      | 3    | 0    | 50.0  |
| Memphis              | 1975       | 2013      | 103         | 58     | 45   | 0    | 56.3  |
| Mercer               | 2005       | 2005      | 3           | 3      | 0    | 0    | 100.0 |
| Miami (Ohio)         | 2008       | 2008      | 1           | 1      | 0    | 0    | 100.0 |
| Michigan State       | 2016       | 2016      | 1           | 1      | 0    | 0    | 100.0 |

|                      |      |      |     |    |    |   |       |
|----------------------|------|------|-----|----|----|---|-------|
| Middle Tennessee     | 1990 | 2016 | 24  | 17 | 7  | 0 | 70.8  |
| Milliken             | 1978 | 1978 | 4   | 4  | 0  | 0 | 100.0 |
| Millsaps             | 1916 | 1961 | 24  | 17 | 7  | 0 | 70.8  |
| Minnesota            | 1995 | 1997 | 7   | 4  | 3  | 0 | 57.1  |
| Mississippi          | 1913 | 2016 | 131 | 54 | 77 | 0 | 41.2  |
| Mississippi College  | 1916 | 1988 | 82  | 41 | 40 | 1 | 50.6  |
| Mississippi State    | 1947 | 2016 | 117 | 38 | 79 | 0 | 32.5  |
| Mississippi Valley   | 1986 | 2012 | 24  | 24 | 0  | 0 | 100.0 |
| Missouri             | 1986 | 2014 | 15  | 9  | 6  | 0 | 60.0  |
| Missouri State       | 1990 | 2013 | 19  | 13 | 6  | 0 | 68.4  |
| Mobile               | 1993 | 1993 | 1   | 1  | 0  | 0 | 100.0 |
| Monmouth             | 1970 | 1970 | 1   | 1  | 0  | 0 | 100.0 |
| Murray State         | 1996 | 2016 | 9   | 7  | 2  | 0 | 77.8  |
| Navy                 | 1980 | 1983 | 7   | 4  | 3  | 0 | 57.1  |
| Nebraska             | 2002 | 2002 | 1   | 1  | 0  | 0 | 100.0 |
| New Orleans          | 1970 | 2016 | 102 | 53 | 49 | 0 | 52.0  |
| Nicholls State       | 1960 | 2015 | 44  | 26 | 17 | 1 | 60.2  |
| N.C. State           | 1987 | 1987 | 1   | 0  | 1  | 0 | 0.0   |
| N.C. Wilmington      | 2005 | 2005 | 1   | 1  | 0  | 0 | 100.0 |
| North Florida        | 2015 | 2015 | 1   | 0  | 1  | 0 | 0.0   |
| North Park           | 1973 | 1984 | 22  | 21 | 1  | 0 | 95.5  |
| North Carolina       | 2009 | 2009 | 1   | 0  | 1  | 0 | 0.0   |
| Northern Colorado    | 2009 | 2009 | 1   | 0  | 1  | 0 | 0.0   |
| Northern Illinois    | 1954 | 1998 | 4   | 4  | 0  | 0 | 100.0 |
| NW Missouri St.      | 1973 | 1977 | 4   | 3  | 1  | 0 | 75.0  |
| NW (La.) State       | 1949 | 2016 | 12  | 10 | 2  | 0 | 83.3  |
| Oakland              | 2015 | 2015 | 3   | 1  | 2  | 0 | 33.3  |
| Ohio State           | 1989 | 1995 | 12  | 7  | 5  | 0 | 58.3  |
| Oklahoma             | 2005 | 2005 | 0   | 1  | 0  | 0 | 0.0   |
| Oklahoma State       | 2004 | 2004 | 1   | 1  | 0  | 0 | 100.0 |
| Old Dominion         | 2015 | 2016 | 2   | 2  | 0  | 0 | 100.0 |
| Purdue               | 2012 | 2012 | 1   | 0  | 1  | 0 | 0.0   |
| Rice                 | 2006 | 2016 | 39  | 15 | 24 | 0 | 38.5  |
| Rhode Island         | 2011 | 2011 | 1   | 1  | 0  | 0 | 100.0 |
| St. John's           | 2003 | 2003 | 1   | 1  | 0  | 0 | 100.0 |
| Saint Louis          | 1996 | 2015 | 28  | 21 | 7  | 0 | 75.0  |
| St. Mary's           | 2010 | 2010 | 3   | 2  | 1  | 0 | 66.7  |
| St. Norbert          | 1975 | 1975 | 2   | 2  | 0  | 0 | 100.0 |
| Samford              | 1990 | 2016 | 9   | 6  | 3  | 0 | 66.7  |
| Sam Houston State    | 2007 | 2007 | 1   | 0  | 1  | 0 | 0.0   |
| South Alabama        | 1967 | 2016 | 94  | 33 | 61 | 0 | 35.1  |
| South Carolina       | 1984 | 1991 | 15  | 5  | 10 | 0 | 33.3  |
| Southeastern La.     | 1948 | 2016 | 117 | 72 | 45 | 0 | 61.5  |
| Southern U.          | 1986 | 2003 | 4   | 2  | 2  | 0 | 50.0  |
| Southern Benedictine | 1976 | 1976 | 1   | 1  | 0  | 0 | 100.0 |
| Southern California  | 1987 | 1990 | 2   | 0  | 2  | 0 | 0.0   |
| Southern Illinois    | 2007 | 2007 | 1   | 1  | 0  | 0 | 100.0 |
| SIU-Edwardsville     | 1970 | 2013 | 7   | 4  | 3  | 0 | 57.1  |
| SE Missouri St.      | 1993 | 1993 | 9   | 6  | 3  | 0 | 66.7  |
| Southwest Baptist    | 1981 | 1983 | 16  | 15 | 1  | 0 | 93.8  |
| Spring Hill          | 1916 | 1987 | 97  | 70 | 27 | 0 | 72.2  |
| Stetson              | 1994 | 2006 | 3   | 1  | 2  | 0 | 33.3  |
| Temple               | 2003 | 2003 | 1   | 1  | 0  | 0 | 100.0 |
| Tennessee            | 1986 | 1992 | 8   | 2  | 6  | 0 | 40.0  |
| Tennessee-Martin     | 1993 | 1994 | 3   | 1  | 2  | 0 | 33.3  |
| Tennessee State      | 1991 | 1992 | 4   | 3  | 1  | 0 | 75.0  |
| Tennessee Tech       | 1994 | 2009 | 7   | 6  | 1  | 0 | 85.7  |
| Texas                | 1991 | 2009 | 2   | 0  | 2  | 0 | 0.0   |
| TCU                  | 1994 | 2005 | 19  | 12 | 7  | 0 | 63.2  |
| Towson               | 1987 | 1989 | 5   | 4  | 1  | 0 | 80.0  |
| Troy                 | 1998 | 2016 | 29  | 17 | 12 | 0 | 58.6  |
| Tulane               | 1949 | 2016 | 158 | 59 | 98 | 1 | 37.7  |
| Union                | 1916 | 1916 | 3   | 2  | 1  | 0 | 66.7  |
| UAB                  | 1980 | 2016 | 100 | 64 | 36 | 0 | 64.0  |
| UCF                  | 1988 | 2013 | 28  | 19 | 9  | 0 | 67.9  |
| USF                  | 1992 | 2005 | 44  | 28 | 16 | 0 | 63.6  |
| UTSA                 | 2014 | 2016 | 11  | 7  | 4  | 0 | 63.6  |
| Vanderbilt           | 1985 | 1988 | 8   | 6  | 2  | 0 | 75.0  |
| VCU                  | 1992 | 1995 | 13  | 10 | 3  | 0 | 76.9  |
| Virginia Tech        | 1983 | 1995 | 28  | 17 | 11 | 0 | 60.7  |
| Washington           | 1973 | 1979 | 3   | 3  | 0  | 0 | 100.0 |
| West Alabama         | 1949 | 1989 | 38  | 18 | 20 | 0 | 47.4  |
| West Florida         | 1987 | 1993 | 3   | 2  | 1  | 0 | 66.7  |
| WKU                  | 2015 | 2016 | 6   | 5  | 1  | 0 | 83.3  |
| Wheaton              | 1951 | 1961 | 14  | 9  | 4  | 1 | 67.9  |
| Wichita State        | 2006 | 2006 | 1   | 1  | 0  | 0 | 100.0 |
| William Carey        | 1971 | 1996 | 13  | 8  | 5  | 0 | 61.5  |
| Wright State         | 1993 | 1993 | 3   | 1  | 2  | 0 | 33.3  |



# Conference USA



**C**onference USA is in its 22nd year in 2016-17 as it continues to compete and promote the success of its student-athletes. The league has adapted to the ever-changing landscape of collegiate athletics over its first two-plus decades, but the commitment to excellence, integrity, leadership and its student athletes in competition, academics and community is unwavering.

Conference USA enjoys a far-reaching fan base with its 14 members: Charlotte, FIU, Florida Atlantic, Louisiana Tech, Marshall, Middle Tennessee, North Texas, Old Dominion, Rice, Southern Miss, UAB, UTEP, UTSA and WKU.

Debuting in 1995, Conference USA teams have combined for 100 bowl appearances in football, 104 NCAA Tournament appearances in basketball, including three Final Fours, 67 NCAA baseball appearances including six College World Series berths, 89 NCAA soccer tournament appearances including four trips to the College Cup, and 36 individual national champions in track and field and cross country.

Success is not limited to athletic achievement, however, as 215 Conference USA student-athletes have garnered Academic All-America honors, 736 have achieved academic all-district laurels and thousands of student-athletes have earned a college degree.

Conference USA sponsors competition in 19 sports – nine for men (baseball, basketball, cross country, football, golf, soccer, tennis, and indoor and outdoor track and field) and 10 for women (basketball, cross country, golf, soccer, softball, swimming and diving, tennis, indoor and outdoor track and field, and volleyball).

The league promotes the scholar-athlete ideal, honoring outstanding academic achievement with numerous conference-sponsored awards, including the Commissioner’s Honor Roll and the Commissioner’s Academic Medal as well as sport-specific All-Academic teams.

C-USA annually awards postgraduate scholarships, along with the Sport Academic Awards, Scholar-Athletes of the Year and the Institutional Academic Excellence Award.

Additionally, Conference USA presents a Spirit of Service Award three times each year, recognizing student-athletes who excel on the field, in the classroom and give back to the community through significant service efforts and participation.

## Success On The Playing Field

Conference USA performers have achieved great success in competition, placing the league among the top conferences in the nation.

### Football

- 100 teams have earned bowl bids
- Eligible for the College Football Playoff
- Conference USA has 10 bowl affiliations through the 2019 season, securing a minimum of five berths annually. Conference USA has primary bowl ties with the Boca Raton Bowl, Gildan New Mexico Bowl, Hawai’i Bowl, Miami Beach Bowl, Popeyes Bahamas Bowl, R+L Carriers New Orleans Bowl, St. Petersburg Bowl and Zaxby’s Heart of Dallas Bowl, along with secondary arrangements with the Camping World Independence Bowl and the Lockheed Martin Armed Forces Bowl.

### Men’s Basketball

- 124 postseason teams (53 NCAA, 48 NIT, 11 CBI, 10 CIT, 2 LV16)
- One National Championship title game appearance
- Three Final Four teams
- Seven Elite Eight NCAA Tournament teams
- One NIT Champion and five NIT semifinalists
- Inaugural CBI Champion
- One CIT Champion
- Inaugural Las Vegas 16 Champion

### Women’s Basketball

- 51 NCAA Tournament appearances
- 56 WNIT appearances
- One Sweet 16 NCAA Tournament team
- Three WNIT semifinalists
- One WBI Champion

### Baseball

- 67 NCAA appearances
- Six College World Series appearances (2009, 2008, 2007, 2006, 2005 and 2001)
- 14 Super Regional appearances
- Has produced at least four NCAA teams in 10 of the past 15 seasons

In addition to the numerous NCAA Tournament berths, C-USA has sent four men’s soccer teams to the NCAA College Cup, three softball teams to the Women’s College World Series and three volleyball teams to the NCAA Sweet 16. The league has also had 36 national champions in NCAA track and field competition, one national champion in diving, and numerous NCAA individual and team competitors in cross country, golf, swimming, tennis, and track and field. Overall, Conference USA teams and individuals have made nearly 2,000 NCAA appearances.

## Success Off The Field

C-USA institutions are among the nation’s best in academic performance of student-athletes, bolstered by the fact that student-athletes at league schools have a higher graduation rate than the general student population. Among C-USA’s 5,000 student-athletes, there are champions off the playing field as well. In 21 years, more than 30,000 student-athletes have been named to the Commissioner’s Honor Roll or received the Commissioner’s Academic Medal, indicative of outstanding achievement in the classroom.

## C-USA On TV

C-USA enjoys significant television exposure through partnerships with ESPN, CBS Sports Network, American Sports Network (ASN) and beIN SPORTS. The multi-tiered selection process that is rooted in partnering with all four networks provides extensive national exposure for football, men’s and women’s basketball, and all other conference sports.

C-USA membership include institutions within eight of the Top 40 media markets and four in the Top 25 according to Nielsen. C-USA home markets this year will include more than 13 million TV households, a 30 percent increase from three years ago.

## CUSA.TV

CUSA.TV officially launched in the Summer of 2016 making all non-televised team sports available as part of a subscription package. The site offers all events in one location so fans can watch home and away matchups of their favorite team or season long events from their favorite sport. The site showcases weekly feature stories as well as postgame interviews, players of the week highlights and other exciting content.





# Conference USA

## 2016 Conference USA Standings

|                    | C-USA |      | All Games |      |       |      |       |       |     |      |        |
|--------------------|-------|------|-----------|------|-------|------|-------|-------|-----|------|--------|
|                    | W-L   | Pct. | H         | A    | W-L   | Pct. | H     | A     | N   | L-10 | Streak |
| X-Florida Atlantic | 21-8  | .724 | 12-3      | 9-5  | 39-19 | .672 | 22-6  | 13-9  | 4-4 | 6-4  | L2     |
| Marshall           | 21-9  | .700 | 9-6       | 12-3 | 34-21 | .618 | 19-8  | 13-11 | 2-2 | 6-4  | L1     |
| y-Southern Miss    | 20-10 | .667 | 13-2      | 7-8  | 41-20 | .672 | 28-4  | 9-11  | 4-5 | 5-5  | L2     |
| Rice               | 19-10 | .655 | 11-3      | 8-7  | 38-24 | .613 | 21-9  | 12-10 | 5-5 | 5-5  | L1     |
| Louisiana Tech     | 19-11 | .633 | 12-3      | 7-8  | 42-20 | .677 | 22-5  | 12-12 | 7-3 | 6-4  | L1     |
| Old Dominion       | 15-15 | .500 | 6-7       | 7-8  | 32-24 | .571 | 19-9  | 10-13 | 3-2 | 5-5  | L2     |
| FIU                | 15-15 | .500 | 6-9       | 9-6  | 29-29 | .500 | 16-16 | 12-11 | 1-2 | 6-4  | L1     |
| Charlotte          | 12-17 | .393 | 5-10      | 7-7  | 23-32 | .418 | 14-20 | 9-10  | 0-2 | 4-6  | L2     |
| UAB                | 12-18 | .400 | 8-7       | 4-11 | 21-34 | .382 | 16-14 | 5-20  | 0-0 | 2-8  | L1     |
| WKU                | 10-20 | .333 | 8-7       | 2-13 | 24-30 | .444 | 15-11 | 7-19  | 2-0 | 0-10 | L10    |
| UTSA               | 8-20  | .286 | 4-10      | 4-10 | 17-34 | .333 | 9-19  | 8-15  | 0-0 | 3-7  | W2     |
| Middle Tennessee   | 5-24  | .172 | 4-10      | 1-14 | 20-35 | .364 | 11-16 | 8-19  | 1-0 | 3-7  | L2     |

x – regular season champion y – tournament champion

### C-USA In The Community

The conference's current footprint is concentrated with 14 members in 10 states and a combined area population of more than 30 million. With a commitment to community involvement, the conference developed several initiatives to maintain strong ties in C-USA cities, as well as with fans and alumni across the country. C-USA schools also place a priority on giving back to their communities through volunteer service with local and national organizations. Individually, student-athletes are recognized each season through the Spirit of Service award.

### Governance

Conference USA has significant representation in the NCAA governance structure. The presidents of the member institutions serve as the league's Board of Directors.

### A Proud History

Conference USA was formed in 1995 and quickly emerged as one of the nation's top conferences. The conference unveiled its name, logo and commissioner April 24, 1995, in Chicago. The league's charter members were Charlotte, Cincinnati, DePaul, Houston, Louisville, Marquette, Memphis,

Saint Louis, Southern Miss, Tulane, UAB and USF. Eleven of the institutions began athletic participation in 1995, while Houston joined competition in the fall of 1996.

The league's headquarters were established in Chicago and, after nine years, relocated to the current office in Irving, Texas. Britton Banowsky was named Commissioner in October 2002, succeeding Mike Slive, the league's first Commissioner. In October 2015, Judy MacLeod became the league's third Commissioner.

C-USA added East Carolina (September, 1996) and the United States Military Academy (March, 1997) as football members. ECU began league competition in 1997; Army in 1998 and UAB began football play in 1999. The league brought in TCU and ECU (1999) for all sports and they began competition in 2001. USF started C-USA football in 2003. Marshall, Rice, SMU, Tulsa, UCF and UTEP became full-time Conference USA members for all sports in 2005.

In 2013, charter member Charlotte returned to C-USA and was joined by new members FIU, Florida Atlantic, Louisiana Tech, Middle Tennessee, North Texas, Old Dominion and UTSA. WKU joined the league on July 1, 2014.

## 2016 Conference USA Awards

### 2016 C-USA Baseball Awards Player Of The Year

CJ Chatham, Jr., SS, Florida Atlantic

### Pitcher Of The Year

Jon Duplantier, Jr., RHP, Rice

### Freshman Of The Year

Ford Proctor, Fr., SS, Rice

### Newcomer Of The Year

Tommy Lane, Jr., 1B, Marshall

### Defensive Player Of The Year

CJ Chatham, Jr., SS, Florida Atlantic

### Keith LeClair Coach Of The Year

Jeff Waggoner, Marshall

### Assistant Coach Of The Year

Tim Donnelly, Marshall

### First Team All-Conference

IF CJ Chatham, Jr., Florida Atlantic

IF Danny Hudzina, Sr., WKU

IF Tommy Lane, Jr., Marshall

IF Tim Lynch, Sr., Southern Miss



# Conference USA

**OF Dylan Burdeaux, Jr., Southern Miss**  
**OF Jake Sandlin, Sr., Southern Miss**  
 OF DJ Gee, Sr., Marshall  
**C Chuckie Robinson, Jr., Southern Miss**  
 DH/UT Kaleb Duckworth, So., WKU  
 SP Chase Boster, Sr., Marshall  
 SP Jon Duplantier, Jr., Rice  
**SP Kirk McCarty, Sr., Southern Miss**  
 SP Casey Sutton, Jr., Louisiana Tech  
 RP Glenn Otto, So., Rice

## Second Team All-Conference

IF Riley Delgado, Jr., Middle Tennessee  
 IF Brett Netzer, So., Charlotte  
 IF Logan Sherer, Jr., Charlotte  
 IF Ford Proctor, Fr., Rice  
 OF Corey Bird, Jr., Marshall  
 OF Connor Myers, Sr., Old Dominion  
 OF T.J. Nichting, Jr., Charlotte  
 C Zack Soria, Jr., FIU  
 DH/UT Jonathan Washam, Jr., Louisiana Tech  
**SP Cord Cockrell, Sr., Southern Miss**  
 SP Brandon Rhodes, Sr., Florida Atlantic  
 SP Ricardo Salinas, So., Rice  
 SP Sam Sinnen, Jr., Old Dominion  
 SP Marc Stewart, So., Florida Atlantic  
 RP Cameron Ragsdale, Jr., Florida Atlantic

## All-Freshman Team

IF Bryan Arias, UTSA  
 SS Ford Proctor, Rice  
 C Tyler Frank, Florida Atlantic  
 OF Blake Benefield, Middle Tennessee  
 OF Reece Hampton, Charlotte  
 OF Brewer Hicklen, UAB  
 DH Dominic DiCaprio, Rice  
**DH Hunter Slater, Southern Miss**  
 LHP Nick Swan, Florida Atlantic  
 LHP Joshua Shapiro, Marshall  
 RHP Nick Sandlin, Southern Miss

## C-USA All-Tournament Team

**C Chuckie Robinson, Southern Miss**  
 IF Aaron Bossi, Marshall  
 IF Ford Proctor, Rice  
 IF Connor Teykl, Rice  
**IF Tim Lynch, Southern Miss**  
 OF Raphael Gladu, Louisiana Tech  
 OF Corey Bird, Marshall  
**OF Jake Sandlin, Southern Miss**  
**DH Daniel Keating, Southern Miss**  
 P Cody Crouse, FIU  
 P Chase Boster, Marshall  
 P Sam Sinnen, Old Dominion  
 P Jon Duplantier, Rice

## TOURNAMENT MVP:

**Daniel Keating, Southern Miss**

## Conference USA Baseball Accomplishments

- Conference USA will field 12 teams in 2017, as the league begins its 22nd season: Charlotte, FIU, Florida Atlantic, Louisiana Tech, Marshall, Middle Tennessee, Old Dominion, Rice, Southern Miss, UAB, UTSA and WKU.
- Conference USA finished the 2016 season ranked No. 5 in the RPI after spending much of the season as high as No. 3. The league has been ranked among the top five baseball conferences in eight of the last 11 seasons.
- C-USA has placed at least four teams in the NCAA Championship 10 times in the past 15 years, producing five teams on two occasions. The league placed regular season champion Florida Atlantic, Louisiana Tech, Rice and tournament champion Southern Miss in the 2016 NCAA Field.
- For the second time in league history, C-USA placed four teams in the final polls. Florida Atlantic and Rice spent nearly the entire 2016 season nationally ranked and were joined by Louisiana Tech and Southern Miss in the final rankings.
- Four C-USA teams ranked in the top 32 of the final 2016 RPI rankings, with seven in the top 100.
- Eight Conference USA teams won at least one game against a nationally ranked opponent during the 2016 season.
- C-USA teams posted a total of 19 wins over nationally ranked, non-conference opponents during the 2016 season, including six against top 10 foes.
- C-USA played 29 of the teams ranked among the top 50 in the final NCAA RPI rankings, posting wins vs. 20 (as well as nine wins vs. 14 of the top 17).
- Four different Conference USA players were honored as 2016 All-Americans, including Florida Atlantic junior SS CJ Chatham, Rice junior RHP Jon Duplantier, Southern Miss senior 1B Tim Lynch and WKU senior 3B Danny Hudzina.
- Three C-USA players earned 2016 Freshman All-American honors, including Middle Tennessee OF Blake Benefield, Rice SS Ford Proctor and Southern Miss RHP Nick Sandlin.
- Conference USA had four players that earned National Player of the Week honors in 2016 and one that gained National Player of the Month recognition: Southern Miss 3B Taylor Braley, Florida Atlantic RHP David McKay, Marshall 3B Tyler Ratliff and Middle Tennessee OF Blake Benefield each honored weekly awards, while Braley gained a monthly honor.
- Nine players ranked among the top 10 national leaders in the final 2016 NCAA statistics.
- Conference USA had 21 players chosen in the June Major League Baseball Draft, including seven picks in the first 10 rounds. Eight C-USA schools had at least one player selected.
- Eight players from current C-USA schools appeared on the 2016 opening day rosters of Major League Baseball teams.

**Since its first season in 1996, Conference USA has established itself as a national power.**

**Here are some of the league's accomplishments in its first 21 seasons:**

- 12 College World Series Appearances
- 2003 National Champions - Rice
- At least one College World Series team in five of the last seven seasons and nine out of 13.
- 108 NCAA Appearances (69 since 1995)
- Six National Players of the Year since 1995
- Seven National Freshmen of the Year since 1995
- 125 All-Americans since 1995
- Schools have combined to win 40 or more games 57 times in the last 14 years
- Has had a team ranked No. 1 in the nation in four of the last eight regular seasons



# Individual Records

## INDIVIDUAL RECORDS

### Hitting

#### Games Played

**Season:** 68 by Tommy Sims, 1985  
**Career:** 244 by Marc Maddox, 2003-06

#### At Bat

**Game:** 8 by Connor Barron, Dylan Burdeaux, Taylor Braley vs. South Alabama, 4/29/15; Josh Hoffpauir vs. Belmont, 3/10/00; Tim Lynch vs. East Carolina (5/10/14, g1)  
**Season:** 279 by Scotty Jurich, 1991  
**Career:** 942 by Brad Willcutt, 2002-05

#### Runs Scored

**Game:** 6 by Shane Pullen vs. Tenn.-Martin (3/16/94)  
**Season:** 81 by Tommy Davis, 1994  
**Career:** 228 by Marc Maddox, 2003-06

#### Hits

**Game:** 6 by Todd Nace vs. Southeastern Louisiana (3/5/91); Shane Pullen vs. Tenn.-Martin (3/16/94); Matt Shepherd vs. TCU (4/2/04); Travis Creel vs. UAB (4/27/13)  
**Season:** 109 by Jarrett Hoffpauir, 2004  
**Career:** 337 by Trey Sutton, 2005-08

#### Doubles

**Game:** 4 by Brad Willcutt vs. Houston (5/21/05); Jarrett Hoffpauir vs. Southeastern Louisiana (4/24/02)  
**Season:** 31 by Bill Selby, 1991  
**Career:** 72 by Brad Willcutt, 2002-05

#### Triples

**Game:** 2 by 14 players, most recently by Daniel Keating vs. FIU (3/15/15)  
**Season:** 7 by Kyle Logan, 1994  
**Career:** 15 by Bo Davis, 2006-09

#### Home Runs

**Game:** 3 by 8 players, most recently by Trey Cuevas vs. Illinois State (3/5/06)  
**Season:** 23 by Jeff Cook and Clint King, 2003; Fred Cooley, 1989; Bill Selby, 1992  
**Career:** 53 by Marc Maddox, 2003-06

#### Grand Slam Home Runs


**Game:** 2 by David Vilardi and Matt Baltz vs. Nicholls State (4/20/99)  
**Season:** 4 by Marc Maddox, 2006; Fred Cooley, 1989

#### Runs Batted In

**Game:** 8 by Fred Cooley vs. Belhaven (4/11/88); Tommy Davis vs. Tenn.-Martin (3/16/94)  
**Season:** 92 by Jarrett Hoffpauir, 2004  
**Career:** 236 by Brad Willcutt, 2002-05

#### Batting Average (Min. 75 AB)

**Season:** .453 by Wilson Plunkett, 1974  
**Career:** .399 by Wilson Plunkett, 1972-74



Brad Willcutt

#### Total Bases

**Game:** 15 by Jeremy Albritton vs. Ole Miss (4/2/97)  
**Season:** 189 by Tommy Davis, 1994  
**Career:** 514 by Marc Maddox, 2003-06

#### Slugging Percentage

**Season:** .824 by Bill Selby, 1992  
**Career:** .738 by Wilson Plunkett, 1972-74

#### Strikeouts

**Season:** 73 by Ryan Frith, 2004  
**Career:** 182 by Andy Woodard, 1990-93

#### Bases on Balls

**Season:** 57 by Doug Cronk, 1988  
**Career:** 139 by Brad Willcutt, 2002-05

#### Stolen Bases

**Game:** 6 by Josh Hoffpauir vs. Cincinnati (4/29/00)  
**Season:** 42 by Scooter Love, 1988  
**Career:** 85 by Ive Burnett, 1983-86

### Pitching

#### Appearances

**Season:** 41 by Marc Kubicki, 1991  
**Career:** 105 by Tyler Kee, 1995-99

#### Relief Appearances

**Season:** 41 by Marc Kubicki, 1991  
**Career:** 105 by Tyler Kee, 1995-99

#### Games Started

**Season:** 21 by Damon Pollard, 1990  
**Career:** 68 by Todd McInnis, 2007-11

#### Wins

**Season:** 13 by Damon Pollard, 1990  
**Career:** 33 by Todd McInnis, 2007-11

#### Losses

**Season:** 9 by four players, most recently by Frankie McLendon, 1992  
**Career:** 24 by Darrell Lindsey, 1985-88

#### Winning Percentage

(Min. 40 Innings Pitched)  
**Season:** 1.000 by Danny Shupe, 1999; Austin Tubbs, 2004; Jay Myrick, 2013; Cord Cockrell, 2015  
**Career:** .923 by Danny Shupe, 1996-99

#### Earned Run Average

**Season:** 0.46 by Daniel Best, 2005  
**Career:** 1.19 by Austin Tubbs, 2003-04

#### Saves

**Season:** 18 by Tyler Conn, 2008  
**Career:** 30 by Collin Cargill, 2008-11; Bradley Roney, 2012-14

#### Complete Games

**Season:** 11 by Kent Willis, 1986; Damon Pollard, 1990  
**Career:** 23 by Darrell Lindsey, 1985-88

#### Shutouts

**Season:** 3 by Whitey Wilson, 1964; by Rich Corsetto, 1971; Damon Pollard, 1990  
**Career:** 5 by Rich Corsetto, 1970-71; Damon Pollard, 1989-90

#### Consecutive Scoreless Innings

**Season:** 29 by Jerry Wilson, 1964

#### Innings Pitched

**Game:** 14 by Fred Waters vs. Loyola, N.O., 1948; Tom LeGros vs. Pensacola NAS, 1949  
**Season:** 148 by Damon Pollard, 1990  
**Career:** 395.1 by Todd McInnis, 2007-11

#### Strikeouts

**Game:** 19 by Fred Waters vs. Loyola, N.O., 1948  
**Season:** 152 by Damon Pollard, 1990  
**Career:** 374 by Darrell Lindsey, 1985-88

#### Walks

**Season:** 114 by Damon Pollard, 1989  
**Career:** 223 by Darrell Lindsey, 1985-88





# Team Records

## TEAM GAME RECORDS

### Pitching

#### Hits

28 vs. Southeastern Louisiana (April 24, 2002)

#### Runs

26 at UCF (March 28, 2009) In 7 innings

#### Doubles

10 vs. Cincinnati (March 23, 2002);  
vs. Southeastern La. (April 24, 2002)

#### Triples

4 vs. Louisville (April 9, 1994)

#### Home Runs

9 vs. Saint Louis (April 11, 2004)

#### RBI

25 at UCF (March 28, 2009) In 7 innings

#### Walks

14 vs. Eastern Illinois (Feb. 20, 2016);  
vs. Lehigh (Feb. 22, 2009);  
vs. Cincinnati (March 26, 2005)

#### Strikeouts

19 vs. Ole Miss (April 11, 1990)

#### Hit By Pitch

8 vs. ULM (March 18, 2014)

#### Total Bases

49 vs. Louisville (April 9, 1994)

#### Stolen Bases

10 vs. Charlotte (April 23, 1993)

### Pitching

#### Innings Pitched

17 vs. South Alabama (Apr. 29, 2015)

#### Strikeouts

19 vs. Loyola, New Orleans (May 11, 1948)

#### Hits Allowed

0 vs. Eastern Illinois (March 13, 2004);  
Alabama State (February 12, 1995);  
North Park (March 29, 1976); William Carey  
(April 6, 1972); Arkansas (April 14, 1966);  
Northern Illinois (March 25, 1954)

#### Wild Pitches

5 Many times, most recent vs. Rice  
(March 25, 2007)

#### Hit Batters

5 vs. UL Lafayette (Feb. 22, 2014)

### Fielding

#### Putouts

51 vs. South Alabama (Apr. 29, 2015)

#### Assists

30 vs. Louisiana-Monroe (May 3, 2005)

#### Passed Balls

3 vs. South Carolina (March 17, 1991)  
& Mississippi State (April 23, 2008)

#### Double Plays Turned

5 vs Louisiana-Lafayette (March 9, 2013);  
Houston (May 28, 2010)

## TEAM SEASON RECORDS

### Hitting

#### At Bats

Season: 2,278.....2004

#### Runs Scored

Season: 516.....2010

#### Hits

Season: 719.....2004

#### Doubles

Season: 161.....1994

#### Triples

Season: 22.....1983

#### Home Runs

Season: 95.....1997

#### Runs Batted In

Season: 478.....2010

#### Batting Average

Season: .324.....2010

#### Total Bases

Season: 1,166.....2004

#### Stolen Bases

Season: 128.....1985

#### Hit By Pitch

Season: 101.....2010

### Pitching

#### Earned Run Average

Season: 1.79.....1970

#### Innings Pitched

Season: 571.0.....2009

#### Strikeouts

Season: 524.....1995

#### Complete Games

Season: 28.....1990

#### Shutouts

Season: 10.....2015

### Fielding

#### Putouts

Season: 1,728.....1990

#### Assists

Season: 780.....1999

#### Chances

Season: 2,589.....1991

#### Double Plays

Season: 84.....2010

\*Led the Nation\*

#### Fielding Percentage

Season: .977.....2016





# Top Season Performances

## Hitting

### Games Played

|    |    |                       |
|----|----|-----------------------|
| 1. | 68 | Tommy Sims, 1985      |
|    | 68 | Ive Burnett, 1985     |
|    | 68 | Mike Glassman, 1985   |
| 4. | 67 | Darrin Nixon, 1985    |
|    | 67 | Kevin Young, 1990     |
| 6. | 66 | Juan Vasquez, 1985    |
|    | 66 | Brian Kozlowski, 1985 |
|    | 66 | Todd Nace, 1991       |
|    | 66 | Bill Selby, 1991      |
|    | 66 | Doug Benefiel, 1991   |
|    | 66 | Chad Hebert, 1991     |
|    | 66 | Joey Archer, 2009     |

### Batting Average (At Bats)

(Min. 75 at Bats)

|     |      |                               |
|-----|------|-------------------------------|
| 1.  | .453 | Wilson Plunkett, 1974 (79)    |
| 2.  | .409 | Tommy Davis, 1994 (252)       |
| 3.  | .408 | Michael Artman, 1999 (260)    |
| 4.  | .405 | Wilson Plunkett, 1973 (405)   |
|     | .405 | Jarrett Hoffpauir, 2004 (269) |
| 6.  | .402 | Jeremy Schied, 1997 (164)     |
| 7.  | .394 | Clint King, 2003 (234)        |
| 8.  | .392 | Todd Nace, 1991 (268)         |
| 9.  | .391 | Brian Dozier, 2009 (138)      |
| 10. | .387 | Bill Selby, 1992 (222)        |
|     | .387 | Cliff Wren, 1998 (217)        |

### At Bats

|     |     |                         |
|-----|-----|-------------------------|
| 1.  | 279 | Scotty Jurich, 1991     |
| 2.  | 275 | Matt Shepherd, 2004     |
| 3.  | 269 | Brian Dozier, 2008      |
|     | 269 | Jarrett Hoffpauir, 2004 |
| 5.  | 268 | Todd Nace, 1991         |
| 6.  | 265 | Marc Maddox, 2004       |
| 7.  | 263 | Trey Sutton, 2005       |
| 8.  | 260 | Jason Lowery, 2005      |
|     | 260 | Michael Artman, 1999    |
| 10. | 259 | Toddrick Johnson, 2006  |

### Hits

|     |     |                         |
|-----|-----|-------------------------|
| 1.  | 109 | Jarrett Hoffpauir, 2004 |
| 2.  | 106 | Michael Artman, 1999    |
| 3.  | 105 | Todd Nace, 1991         |
| 4.  | 104 | Matt Shepherd, 2004     |
| 5.  | 103 | Tommy Davis, 1994       |
| 6.  | 100 | Clint King, 2003        |
| 7.  | 96  | Kevin Young, 1990       |
| 8.  | 95  | Jeff Cook, 2003         |
| 9.  | 94  | Toddrick Johnson, 2006  |
| 10. | 93  | Jason Lowery, 2005      |
|     | 93  | Shane Pullen, 1994      |

### Runs

|     |    |                      |
|-----|----|----------------------|
| 1.  | 81 | Tommy Davis, 1994    |
| 2.  | 75 | Brady Mills, 1998    |
| 3.  | 74 | Marc Maddox, 2005    |
|     | 74 | Michael Artman, 1999 |
|     | 74 | Matt Shepherd, 2004  |
| 6.  | 72 | B.A. Vollmuth, 2010  |
| 7.  | 71 | Scotty Jurich, 1989  |
|     | 71 | Jeff Cook, 2003      |
| 9.  | 70 | Shane Pullen, 1994   |
| 10. | 69 | Trey Sutton, 2007    |

|    |                     |
|----|---------------------|
| 69 | Trey Sutton, 2005   |
| 69 | Scotty Jurich, 1991 |

### Singles

|     |    |                         |
|-----|----|-------------------------|
| 1.  | 82 | Michael Artman, 1999    |
| 2.  | 75 | Todd Nace, 1991         |
| 3.  | 70 | Taylor Walker, 2010     |
|     | 70 | Toddrick Johnson, 2006  |
|     | 70 | Trey Sutton, 2006       |
|     | 70 | Todd Nace, 1990         |
| 7.  | 69 | Jarrett Hoffpauir, 2004 |
|     | 69 | Matt Shepherd, 2004     |
| 9.  | 68 | Brian Dozier, 2008      |
| 10. | 67 | Jason Lowery, 2005      |
|     | 67 | Eric Eckstein, 1995     |
|     | 67 | Derek Reams, 1995       |

### Doubles

|    |    |                         |
|----|----|-------------------------|
| 1. | 31 | Bill Selby, 1991        |
| 2. | 27 | Kevin Young, 1990       |
|    | 27 | Jarrett Hoffpauir, 2004 |
|    | 27 | Matt Shepherd, 2004     |
| 5. | 25 | Jeremy Schied, 1998     |
| 6. | 24 | Bill Selby, 1992        |
| 7. | 23 | Tommy Davis, 1994       |
|    | 23 | Shane Pullen, 1994      |
|    | 23 | Darren Welch, 2000      |
|    | 23 | Clint King, 2003        |

### Triples

|    |   |                        |
|----|---|------------------------|
| 1. | 7 | Kyle Logan, 1994       |
| 2. | 6 | Matt Shepherd, 2004    |
|    | 6 | Kameron Brunty, 2011   |
| 4. | 5 | Gary Cannizarro, 1975  |
|    | 5 | Ricky Sutherland, 1976 |
|    | 5 | Dean Higdon, 1978      |
|    | 5 | Scotty Jurich, 1989    |
|    | 5 | Chad Hebert, 1992      |
|    | 5 | Jason Lowery, 2004     |
|    | 5 | Bo Davis, 2008         |
|    | 5 | Mason Robbins, 2012    |

### Home Runs

|     |    |                          |
|-----|----|--------------------------|
| 1.  | 23 | Jeff Cook, 2003          |
|     | 23 | Clint King, 2003         |
|     | 23 | Fred Cooley, 1989        |
|     | 23 | Bill Selby, 1992         |
| 5.  | 22 | Tommy Sims, 1985         |
|     | 22 | Greg Conner, 1986        |
|     | 22 | Ryan Frith, 2004         |
| 8.  | 20 | B.A. Vollmuth, 2010      |
|     | 20 | Sedgewick McCollum, 1988 |
| 10. | 19 | Tommy Davis, 1994        |

### Runs Batted In

|     |    |                         |
|-----|----|-------------------------|
| 1.  | 92 | Jarrett Hoffpauir, 2004 |
| 2.  | 86 | Fred Cooley, 1989       |
| 3.  | 82 | Brad Willcutt, 2005     |
|     | 82 | Tommy Davis, 1994       |
| 5.  | 81 | Jeremy Schied, 1998     |
| 6.  | 77 | Clint King, 2003        |
| 7.  | 76 | B.A. Vollmuth, 2010     |
|     | 76 | Jeff Cook, 2003         |
| 9.  | 75 | Kevin Young, 1990       |
| 10. | 73 | Greg Conner, 1986       |

### Slugging Percentage

|     |       |                       |
|-----|-------|-----------------------|
| 1.  | 1.000 | Wilson Plunkett, 1974 |
| 2.  | .824  | Bill Selby, 1992      |
| 3.  | .772  | Clint King, 2003      |
| 4.  | .750  | Tommy Davis, 1994     |
| 5.  | .729  | B.A. Vollmuth, 2010   |
| 6.  | .728  | Jeff Cook, 2003       |
| 7.  | .702  | Greg Conner, 1986     |
| 8.  | .690  | Fred Cooley, 1989     |
| 9.  | .687  | Cliff Wren, 1998      |
| 10. | .671  | Doug Crook, 1988      |

### Total Bases

|     |     |                         |
|-----|-----|-------------------------|
| 1.  | 196 | Clint King, 2003        |
| 2.  | 189 | Tommy Davis, 1994       |
| 3.  | 185 | Jeff Cook, 2003         |
| 4.  | 183 | Bill Selby, 1992        |
| 5.  | 173 | Jarrett Hoffpauir, 2004 |
| 6.  | 172 | B.A. Vollmuth, 2010     |
| 7.  | 168 | Kevin Young, 1990       |
| 8.  | 166 | Ryan Frith, 2004        |
| 9.  | 165 | Fred Cooley, 1989       |
| 10. | 161 | Jeremy Schied, 1998     |

### Stolen Bases

|     |    |                     |
|-----|----|---------------------|
| 1.  | 42 | Scooter Love, 1988  |
| 2.  | 41 | Ive Burnett, 1984   |
| 3.  | 32 | Chris Hesse, 1996   |
| 4.  | 29 | Mike Jacobs, 1985   |
|     | 29 | Eric Estes, 1992    |
| 6.  | 27 | Ive Burnett, 1985   |
| 7.  | 26 | Scotty Jurich, 1989 |
|     | 26 | Scotty Jurich, 1991 |
|     | 26 | Brady Mills, 1998   |
| 10. | 22 | Greg Conner, 1986   |
|     | 22 | John Migliore, 1987 |
|     | 22 | Scooter Love, 1987  |
|     | 22 | Andy Woodard, 1993  |

### Base on Balls

|     |    |                     |
|-----|----|---------------------|
| 1.  | 57 | Doug Cronk, 1988    |
| 2.  | 55 | Juan Vasquez, 1985  |
| 3.  | 48 | Darrin Nixon, 1985  |
| 4.  | 46 | Andy Woodard, 1991  |
|     | 46 | Bo Davis, 2009      |
| 6.  | 45 | Eric Eckstein, 1994 |
| 7.  | 44 | Andy Woodard, 1993  |
| 8.  | 43 | Scotty Bonds, 1989  |
|     | 43 | Derek Reams, 1996   |
| 10. | 42 | Marc Maddox, 2005   |
|     | 42 | Bill Selby, 1992    |

### Strikeouts

|     |    |                          |
|-----|----|--------------------------|
| 1.  | 73 | Ryan Frith, 2004         |
| 2.  | 70 | Sedgewick McCollum, 1989 |
| 3.  | 68 | Kevin Bentley, 1995      |
| 4.  | 64 | Derek Reams, 1994        |
|     | 64 | Blake Brown, 2012        |
| 6.  | 63 | Tommy Sims, 1985         |
| 7.  | 62 | Tommy Davis, 1993        |
| 8.  | 61 | Michael Ewing, 2008      |
| 9.  | 60 | B.A. Vollmuth, 2011      |
| 10. | 59 | Derek Reams, 1995        |



# Top Season Performances

## Hit by Pitch

1. 28.....Michael Sterling, 2012
2. 21.....Kevin Coker, 2006
3. 19.....Griff Israel, 2002
4. 17.....Taylor Walker, 2010
- 17.....Michael Sterling, 2014
6. 16.....Allen Winingham, 2002
- 16.....Trey Cuevas, 2007
- 16.....Bradley Roney, 2014
9. 15.....Mark Ellis, 2010
- 15.....Michael Sterling, 2015

## Pitching

### Appearances

1. 41.....Marc Kubicki, 1991
2. 39.....Tyler Kee, 1999
3. 34.....Tony Phillips, 1991
4. 33.....Danny Stout, 2000
5. 32.....Austin Tubb, 2004
- 32.....Wade Weather, 2008
7. 31.....Tyler Conn, 2007
- 31.....Daniel Best, 2006
- 31.....Tyler Kee, 1997, 1998

### Starts

1. 21.....Damon Pollard, 1990
2. 18.....John Gilligan, 1990
- 18.....Todd McInnis, 2009
4. 17.....Anthony DeWitt, 2004
- 17.....Mark Carson, 1991
- 17.....Chuck Shive, 1989
- 17.....Kent Willis, 1986
8. 16.....Kirk McCarty, 2016
- 16.....Todd McInnis, 2010
- 16.....JR Ballinger, 2009
- 16.....Ryan Belanger, 2007
- 16.....Barry Bowden, 2007
- 16.....David Clark, 2007
- 16.....Cliff Russum, 2006
- 16.....Stephen Castleman, 2003
- 16.....Heath Cantrelle, 1997
- 16.....Eric Adams, 1997
- 16.....Jeremy Williamson, 1995
- 16.....Brett Legrow, 1994
- 16.....David Christenberry, 1992
- 16.....Frankie McLendon, 1992
- 16.....Damon Pollard, 1989
- 16.....Darrell Lindsey, 1987
- 16.....Darrell Lindsey, 1986

### Complete Games

1. 11.....Damon Pollard, 1990
- 11.....Kent Willis, 1986
3. 9.....Darrell Lindsey, 1986
4. 8.....John Gilligan, 1990
- 8.....Damon Pollard, 1989
6. 7.....Brett Legrow, 1994
- 7.....Jeff Pickich, 1992
- 7.....Frankie McLendon, 1990
- 7.....Darrell Lindsey, 1987
- 7.....Ray Guy, 1972

### Wins

1. 13.....Damon Pollard, 1990
2. 11.....James McMahon, 2015

- 11.....Scott Copeland, 2010
- 11.....Mark Carson, 1991
- 11.....John Gilligan, 1990
6. 10.....Geoffrey Thomas, 2011
- 10.....Anthony DeWitt, 2004
- 10.....Shea Douglas, 2002
- 10.....Bob McCrory, 2001-03
- 10.....Damon Pollard, 1989
- 10.....Hugh Laurin Pepper, 1952

### Losses

1. 9.....Frankie McLendon, 1992
- 9.....Darrell Lindsey, 1986
- 9.....Danny Pourciau, 1985
- 9.....Jody Ortego, 1983
5. 8.....Josh Walker, 1998
- 8.....John Bale, 1996
- 8.....Pat Rapp, 1989
- 8.....Mike Magee, 1983
9. 7.....Darrell Lindsey, 1986
- 7.....Kent Willis, 1986
- 7.....Mike Magee, 1983
- 7.....Steve Knight, 1978
- 7.....Ray Guy, 1970

### Decisions

1. 18.....Damon Pollard, 1990
2. 17.....John Bale, 1996
- 17.....Darrell Lindsey, 1987
4. 16.....Damon Pollard, 1990
- 16.....Darrell Lindsey, 1986
- 16.....Kent Willis, 1986
7. 15.....Frankie McLendon, 1992
- 15.....David Christenberry, 1991
- 15.....Pat Rapp, 1990
10. 14.....Cliff Russum, 2006
- 14.....John Gilligan, 1988
- 14.....Mark Carson, 1991

### Innings Pitched

1. 148.1.....Damon Pollard, 1990
2. 140.1.....Kent Willis, 1986
3. 138.0.....Damon Pollard, 1989
4. 133.2.....John Gilligan, 1990
5. 130.2.....Frankie McLendon, 1992
6. 122.2.....Tony Phillips, 1991
7. 118.2.....Chuck Shive, 1989
8. 117.2.....Brett Legrow, 1994
9. 117.1.....Jeff Pickich, 1993
10. 114.0.....Chad Rogers, 2000

### Shutouts

1. 3.....Shea Douglas, 2002
- 3.....Damon Pollard, 1990
- 3.....Rich Corsetto, 1971
- 3.....Whitey Wilson, 1964
5. 2.....James McMahon, 2015
- 2.....David Clark, 2007
- 2.....Cliff Russum, 2003
- 2.....Bob McCrory, 2003
- 2.....Brett Legrow, 1994
- 2.....John Gilligan, 1989
- 2.....Damon Pollard, 1989
- 2.....Danny Pourciau, 1985
- 2.....Buddy Davenport, 1973
- 2.....Bobby Muhs, 1971

- 2.....Rich Corsetto, 1970
- 2.....Steve Campbell, 1968

### Base on Balls

1. 114.....Damon Pollard, 1989
2. 90.....Damon Pollard, 1990
3. 64.....Darrell Lindsey, 1986
4. 63.....Darrell Lindsey, 1987
5. 62.....Kent Willis, 1986
6. 61.....Gregg Kennedy, 1993
7. 56.....David Christenberry, 1992
8. 54.....Frankie McLendon, 1992
- 54.....Pat Rapp, 1989
- 54.....Chuck Shive, 1989

### Saves

1. 18.....Tyler Conn, 2008
2. 13.....Collin Cargill, 2009
- 13.....Daniel Best, 2006
- 13.....Tony Phillips, 1991
5. 12.....Nick Sandlin, 2016
- 12.....Bradley Roney, 2014
7. 11.....Daniel Best, 2005
- 11.....Bradley Roney, 2012
9. 10.....Ryan Milton, 2015
- 10.....Austin Tubb, 2004
- 10.....Austin Tubb, 2003
- 10.....Tyler Kee, 1999

### Strikeouts

1. 152.....Damon Pollard, 1990
2. 150.....Damon Pollard, 1989
3. 140.....Kent Willis, 1986
4. 129.....Gregg Kennedy, 1993
5. 121.....Darrell Lindsey, 1986
6. 117.....Chuck Shive, 1989
- 117.....Frankie McLendon, 1992
8. 114.....Darrell Lindsey, 1988
9. 111.....John Gilligan, 1987
10. 110.....Marc Kubicki, 1991

### Winning Percentages (Min. 6 decisions)

1. 1.000.....Austin Tubb, 2004
- 1.000.....Danny Shupe, 1999
3. .917.....James McMahon, 2015
- .917.....Scott Copeland, 2010
5. .900.....Chris Wagner, 1987
6. .889.....Kirk McCarty, 2016
- .889.....Chuck Shive, 1988
8. .875.....Jonathan Thompson, 2011
- .875.....Brett Legrow, 1993
10. .857.....Rich Corsetto, 1970
- .857.....Danny Shupe, 1998

### Earned Run Average

- (Min. 0.5 IP per team game)
1. 0.46.....Daniel Best, 2005
  2. 0.93.....Collin Cargill, 2011
  - 0.93.....Austin Tubb, 2004
  4. 0.97.....Rich Corsetto, 1970
  5. 1.24.....Bradley Roney, 2014
  6. 1.39.....Steve Campbell, 1968
  7. 1.56.....James McMahon, 2015
  8. 1.72.....Tyler Conn, 2008
  9. 1.75.....Collin Cargill, 2010
  10. 1.98.....Tony Phillips, 1991





# Top Career Performances

## Hitting

### Games Played

|     |     |       |                        |
|-----|-----|-------|------------------------|
| 1.  | 244 | ..... | Marc Maddox, 2003-06   |
| 2.  | 243 | ..... | Brad Willcutt, 2002-05 |
| 3.  | 239 | ..... | Chad Hebert, 1989-92   |
| 4.  | 235 | ..... | Jared Martin, 1994-97  |
|     | 235 | ..... | Doug Benefiel, 1989-92 |
| 6.  | 232 | ..... | Kyle Logan, 1994-97    |
| 7.  | 229 | ..... | Kenny Graves, 1986-89  |
| 8.  | 226 | ..... | Larry Wesson, 1990-93  |
| 9.  | 225 | ..... | Jeff Cook, 2001-03     |
| 10. | 224 | ..... | Brian Dozier, 2006-09  |
|     | 224 | ..... | Jason Lowery, 2002-05  |

### Batting Average

|    |      |       |                                |
|----|------|-------|--------------------------------|
| 1. | .399 | ..... | Wilson Plunkett, 1972-74 (248) |
| 2. | .380 | ..... | Jeremy Schied, 1997-98 (405)   |
| 3. | .379 | ..... | Kevin Young, 1990 (253)        |
| 4. | .373 | ..... | Clint King, 2002-03 (348)      |
| 5. | .368 | ..... | Todd Nace, 1989-91 (737)       |
| 6. | .364 | ..... | Tommy Davis, 1992-94 (740)     |
| 7. | .363 | ..... | Scott Cheek, 1998-99 (234)     |
|    | .363 | ..... | Bill Selby, 1991-92 (480)      |
| 9. | .361 | ..... | Cliff Wren, 1996-98 (651)      |
|    | .361 | ..... | Michael Artman, 1999-01 (476)  |

### At Bats

|     |     |       |                           |
|-----|-----|-------|---------------------------|
| 1.  | 942 | ..... | Brad Willcutt, 2002-05    |
| 2.  | 926 | ..... | Trey Sutton, 2005-08      |
| 3.  | 902 | ..... | Kyle Logan, 1994-97       |
| 4.  | 895 | ..... | Marc Maddox, 2003-06      |
| 5.  | 869 | ..... | Jeremy Albritton, 1996-99 |
|     | 869 | ..... | Jeff Cook, 2000-03        |
| 7.  | 864 | ..... | Brian Dozier, 2006-09     |
| 8.  | 840 | ..... | Doug Benefiel, 1989-92    |
| 9.  | 829 | ..... | Kameron Brunty, 2009-12   |
| 10. | 815 | ..... | Jason Lowery, 2002-05     |

### Hits


|     |     |       |                           |
|-----|-----|-------|---------------------------|
| 1.  | 327 | ..... | Trey Sutton, 2005-08      |
| 2.  | 307 | ..... | Brian Dozier, 2006-09     |
| 3.  | 296 | ..... | Marc Maddox, 2003-06      |
| 4.  | 292 | ..... | Jeff Cook, 2000-03        |
| 5.  | 290 | ..... | Brad Willcutt, 2002-05    |
| 6.  | 270 | ..... | Todd Nace, 1989-91        |
| 7.  | 269 | ..... | Tommy Davis, 1992-94      |
| 8.  | 262 | ..... | Jason Lowery, 2002-05     |
| 9.  | 260 | ..... | Doug Benefiel, 1989-92    |
| 10. | 258 | ..... | Jeremy Albritton, 1996-99 |

### Runs

|     |     |       |                         |
|-----|-----|-------|-------------------------|
| 1.  | 228 | ..... | Marc Maddox, 2003-06    |
| 2.  | 220 | ..... | Trey Sutton, 2005-08    |
| 3.  | 203 | ..... | Brad Willcutt, 2002-05  |
| 4.  | 200 | ..... | Jeff Cook, 2000-03      |
| 5.  | 188 | ..... | Scotty Jurich, 1989-91  |
|     | 188 | ..... | Kameron Brunty, 2009-12 |
| 7.  | 185 | ..... | Brian Dozier, 2006-09   |
| 8.  | 175 | ..... | Kameron Brunty, 2009-11 |
| 9.  | 172 | ..... | Tommy Davis, 1992-94    |
| 10. | 170 | ..... | Bo Davis, 2006-09       |

### Singles

|    |     |       |                       |
|----|-----|-------|-----------------------|
| 1. | 238 | ..... | Trey Sutton, 2005-08  |
| 2. | 229 | ..... | Brian Dozier, 2006-09 |



Jarrett Hoffpauir

|     |     |       |                         |
|-----|-----|-------|-------------------------|
| 3.  | 217 | ..... | Larry Wesson, 1990-93   |
| 4.  | 203 | ..... | Todd Nace, 1989-91      |
| 5.  | 193 | ..... | Marc Maddox, 2003-06    |
| 6.  | 186 | ..... | Jeff Cook, 2000-03      |
|     | 186 | ..... | Doug Benefiel, 1989-92  |
| 8.  | 184 | ..... | Kameron Brunty, 2009-12 |
| 9.  | 180 | ..... | Tim Lynch, 2013-16      |
| 10. | 179 | ..... | Scotty Jurich, 1989-91  |

### Doubles

|     |    |       |                            |
|-----|----|-------|----------------------------|
| 1.  | 72 | ..... | Brad Willcutt, 2002-05     |
| 2.  | 58 | ..... | Tommy Davis, 1992-94       |
| 3.  | 57 | ..... | Jarrett Hoffpauir, 2002-04 |
|     | 57 | ..... | Kyle Logan, 1994-97        |
| 5.  | 56 | ..... | Trey Sutton, 2005-08       |
| 6.  | 55 | ..... | Brian Dozier, 2006-09      |
|     | 55 | ..... | Bill Selby, 1991-92        |
|     | 55 | ..... | Andy Woodard, 1990-93      |
| 9.  | 54 | ..... | Jeremy Albritton, 1996-99  |
| 10. | 51 | ..... | Darren Welch, 1999-01      |
|     | 51 | ..... | Todd Nace, 1989-91         |

### Triples

|    |    |       |                         |
|----|----|-------|-------------------------|
| 1. | 15 | ..... | Bo Davis, 2006-09       |
| 2. | 14 | ..... | Kameron Brunty, 2009-12 |
| 3. | 13 | ..... | Chad Hebert, 1989-92    |
| 4. | 11 | ..... | Matt Shepherd, 2002-04  |
| 5. | 10 | ..... | Kyle Logan, 1994-97     |
|    | 10 | ..... | Tommy Davis, 1992-94    |
|    | 10 | ..... | Sylvester Love, 1986-88 |
|    | 10 | ..... | Trey Sutton, 2005-08    |
| 9. | 9  | ..... | Dean Higdon, 1977-79    |
|    | 9  | ..... | Jeff Eure, 1979-82      |
|    | 9  | ..... | Mason Robbins, 2012-14  |

### Home Runs

|     |    |       |                        |
|-----|----|-------|------------------------|
| 1.  | 53 | ..... | Marc Maddox, 2003-06   |
| 2.  | 50 | ..... | Jeff Cook, 2000-03     |
| 3.  | 46 | ..... | Brad Willcutt, 2002-05 |
| 4.  | 45 | ..... | Fred Cooley, 1987-89   |
| 5.  | 43 | ..... | Tommy Davis, 1992-94   |
| 6.  | 42 | ..... | Dusty Haley, 1997-01   |
| 7.  | 40 | ..... | B.A. Vollmuth, 2009-11 |
| 8.  | 39 | ..... | Derek Reams, 1994-96   |
| 9.  | 38 | ..... | Doug Cronk, 1986-88    |
| 10. | 36 | ..... | Kyle Logan, 1994-97    |

### Runs Batted In

|     |     |       |                            |
|-----|-----|-------|----------------------------|
| 1.  | 236 | ..... | Brad Willcutt, 2002-05     |
| 2.  | 212 | ..... | Marc Maddox, 2003-06       |
| 3.  | 204 | ..... | Tommy Davis, 1992-94       |
| 4.  | 201 | ..... | Jeff Cook, 2000-03         |
| 5.  | 191 | ..... | Fred Cooley, 1987-89       |
| 6.  | 178 | ..... | Kyle Logan, 1994-97        |
| 7.  | 177 | ..... | Jarrett Hoffpauir, 2002-04 |
| 8.  | 170 | ..... | Jeremy Albritton, 1996-99  |
| 9.  | 167 | ..... | Doug Cronk, 1986-88        |
| 10. | 161 | ..... | Dusty Haley, 1997-01       |

### Slugging Percentages

|     |      |       |                          |
|-----|------|-------|--------------------------|
| 1.  | .738 | ..... | Wilson Plunkett, 1972-74 |
| 2.  | .665 | ..... | Braxton Whitehead, 1997  |
| 3.  | .664 | ..... | Kevin Young, 1990        |
| 4.  | .663 | ..... | Bill Selby, 1991-92      |
| 5.  | .643 | ..... | Tommy Davis, 1992-94     |
| 6.  | .642 | ..... | Jeremy Schied, 1997-98   |
| 7.  | .640 | ..... | B.A. Vollmuth, 2009-11   |
| 8.  | .599 | ..... | Cliff Wren, 1996-98      |
| 9.  | .598 | ..... | Fred Cooley, 1987-89     |
| 10. | .581 | ..... | Jeff Cook, 2000-03       |

### Total Bases

|     |     |       |                           |
|-----|-----|-------|---------------------------|
| 1.  | 514 | ..... | Marc Maddox, 2003-06      |
| 2.  | 505 | ..... | Jeff Cook, 2000-03        |
| 3.  | 501 | ..... | Brad Willcutt, 2002-05    |
| 4.  | 476 | ..... | Tommy Davis, 1992-94      |
| 5.  | 472 | ..... | Trey Sutton, 2005-08      |
| 6.  | 441 | ..... | Kyle Logan, 1994-97       |
| 7.  | 424 | ..... | Brian Dozier, 2006-09     |
| 8.  | 419 | ..... | Jeremy Albritton, 1996-99 |
| 9.  | 407 | ..... | Fred Cooley, 1987-89      |
| 10. | 390 | ..... | Cliff Wren, 1996-98       |

### Stolen Bases

|     |    |       |                          |
|-----|----|-------|--------------------------|
| 1.  | 85 | ..... | Ive Burnett, 1983-86     |
| 2.  | 75 | ..... | Sylvester Love, 1986-88  |
| 3.  | 66 | ..... | Scotty Jurich, 1989-91   |
| 4.  | 50 | ..... | Mike Jacobs, 1984-86     |
| 5.  | 49 | ..... | Chris Hesse, 1996-97     |
| 6.  | 47 | ..... | Kyle Logan, 1994-97      |
|     | 47 | ..... | Brent Covington, 1989-92 |
| 8.  | 39 | ..... | Jared Martin, 1994-97    |
|     | 39 | ..... | Doug Benefiel, 1989-92   |
| 10. | 38 | ..... | Brady Mills, 1997-98     |

### Base on Balls

|     |     |       |                         |
|-----|-----|-------|-------------------------|
| 1.  | 139 | ..... | Brad Willcutt, 2002-05  |
| 2.  | 133 | ..... | Andy Woodard, 1990-93   |
| 3.  | 124 | ..... | Derek Reams, 1994-96    |
| 4.  | 122 | ..... | Michael Ewing, 2006-09  |
| 5.  | 120 | ..... | Marc Maddox, 2003-06    |
|     | 120 | ..... | Ive Burnett, 1983-86    |
|     | 120 | ..... | Kameron Brunty, 2009-12 |
| 8.  | 107 | ..... | Tim Lynch, 2013-16      |
| 9.  | 104 | ..... | Trey Sutton, 2005-08    |
| 10. | 105 | ..... | Kameron Brunty, 2009-11 |

### Strikeouts

|    |     |       |                        |
|----|-----|-------|------------------------|
| 1. | 182 | ..... | Andy Woodard, 1990-93  |
| 2. | 181 | ..... | Michael Ewing, 2006-09 |
| 3. | 174 | ..... | Doug Benefiel, 1989-92 |
| 4. | 171 | ..... | Derek Reams, 1994-96   |
| 5. | 163 | ..... | Marc Maddox, 2003-06   |



# Top Career Performances

- 6. 158 .....Dusty Haley, 1997-01
- 7. 155 .....Connor Barron, 2012-15
- 8. 154 .....Dylan Burdeaux, 2014-16
- 154 .....Tommy Davis, 1992-94
- 10. 151 .....Jody Blount, 2004-07

## Pitching

### Appearances

- 1. 105 .....Tyler Kee, 1995-99
- 2. 103 .....Collin Cargill, 2008-11
- 3. 95 .....Daniel Best, 2003-06
- 4. 90 .....Heath Cantrelle, 1994-97
- 5. 83 .....Luke Lowery, 2013-16
- 6. 81 .....Jonathan Johnston, 2006-09
- 7. 78 .....Patrick Ezell, 2004-07
- 8. 73 .....Frankie McLendon, 1988-92
- 9. 72 .....John Nicholas, 2002-05
- 10. 71 .....Darrell Lindsey, 1985-88

### Starts

- 1. 68 .....Todd McInnis, 2007-11
- 2. 55 .....Darrell Lindsey, 1985-88
- 3. 52 .....Barry Bowden, 2005-08
- 4. 43 .....Shea Douglas, 2000-02
- 5. 42 .....Cliff Russum, 2002-06
- 6. 37 .....Jeff Pickich, 1991-93
- 37 .....Damon Pollard, 1989-90
- 8. 36 .....Chuck Shive, 1987-89
- 36 .....Anthony DeWitt, 2001-04
- 10. 35 .....Charlie Rogers, 1999-01

### Complete Games

- 1. 23 .....Darrell Lindsey, 1985-88
- 2. 19 .....Damon Pollard, 1989-90
- 3. 18 .....Ray Guy, 1970-72
- 4. 17 .....Tom LeGros, 1949-52
- 5. 15 .....Frankie McLendon, 1988-92
- 6. 14 .....Jeff Pickich, 1991-93
- 7. 13 .....Bobby Muhs, 1970-73
- 13 .....Buddy Davenport, 1971-73
- 9. 11 .....John Gilligan, 1989-90
- 11 .....Kent Willis, 1986
- 11 .....Rich Corsetto, 1970-71

### Wins

- 1. 33 .....Todd McInnis, 2007-11
- 2. 29 .....Darrell Lindsey, 1985-88
- 3. 23 .....Cliff Russum, 2002-06
- 23 .....Damon Pollard, 1989-90
- 5. 22 .....Shea Douglas, 2000-02
- 22 .....Barry Bowden, 2005-08
- 7. 19 .....Collin Cargill, 2008-11
- 19 .....Anthony DeWitt, 2001-04
- 19 .....Heath Cantrelle, 1994-97
- 19 .....Jeff Pickich, 1991-93

### Losses

- 1. 24 .....Darrell Lindsey, 1985-88
- 2. 20 .....Frankie McLendon, 1988-92
- 3. 19 .....Mike Magee, 1983-86
- 4. 17 .....Cliff Russum, 2002-06
- 5. 16 .....Todd McInnis, 2007-10
- 16 .....Ray Guy, 1970-72
- 7. 15 .....Dan Pourciau, 1985-86
- 8. 14 .....Charlie Rogers, 1999-02

- 14 .....Pat Rapp, 1988-89
- 10. 13 .....Reggie Wheat, 1993-96
- 13 .....Doug Munn, 1974-77
- 13 .....Barry Bowden, 2005-08

### Decisions


- 1. 53 .....Darrell Lindsey, 1985-88
- 2. 49 .....Todd McInnis, 2007-11
- 3. 43 .....Bob McCrory, 2001-03
- 4. 40 .....Cliff Russum, 2002-06
- 5. 35 .....Barry Bowden, 2005-08
- 6. 34 .....Shea Douglas, 2000-02
- 34 .....Damon Pollard, 1989-90
- 34 .....Frankie McLendon, 1988-92
- 9. 31 .....Anthony DeWitt, 2001-04
- 31 .....Heath Cantrelle, 1994-97
- 31 .....Jeff Pickich, 1991-93

### Innings Pitched

- 1. 395.1 .....Todd McInnis, 2007-11
- 2. 381.2 .....Darrell Lindsey, 1985-88
- 3. 312.0 .....Frankie McLendon, 1988-92
- 4. 302.0 .....Barry Bowden, 2005-08
- 5. 289.1 .....Cliff Russum, 2002-06
- 6. 286.1 .....Damon Pollard, 1989-90
- 7. 273.0 .....Shea Douglas, 2000-02
- 8. 270.0 .....Jeff Pickich, 1991-93
- 9. 260.2 .....Chuck Shive, 1987-89
- 10. 250.0 .....Patrick Ezell, 2004-07

### Shutouts

- 1. 5 .....Rich Corsetto, 1970-71
- 5 .....Damon Pollard, 1989-90
- 3. 4 .....Cliff Russum, 2002-06
- 4 .....Buddy Davenport, 1971-72
- 5. 3 .....Cliff Russum, 2002-04
- 3 .....Shea Douglas, 2000-02
- 3 .....John Gilligan, 1989-90
- 3 .....Bobby Muhs, 1970-73
- 3 .....Ray Guy, 1970-72
- 10. 2 .....James McMahon, 2012-15
- 2 .....David Clark, 2006-07
- 2 .....Brett Legrow, 1992-94
- 2 .....Dan Pourciau, 1985-86
- 2 .....Mark Erickson, 1977-80
- 2 .....Steve Knight, 1976-78
- 2 .....Randy Jamison, 1975-78
- 2 .....Rod Herring, 1975-76



Shea Douglas

- 2 .....Rick Mauldin, 1975-76
- 2 .....Barry Bowden, 2005-08
- 2 .....Conor Fisk, 2013-14

### Walks

- 1. 223 .....Darrell Lindsey, 1985-88
- 2. 204 .....Damon Pollard, 1989-90
- 3. 145 .....Todd McInnis, 2007-11
- 4. 132 .....Charlie Rogers, 1999-02
- 5. 131 .....Cliff Russum, 2002-06
- 6. 128 .....Frankie McLendon, 1988-92
- 7. 126 .....Chuck Shive, 1987-89
- 8. 121 .....Heath Cantrelle, 1994-97
- 121 .....Jeff Pickich, 1991-93
- 10. 116 .....Shea Douglas, 2000-02

### Saves

- 1. 30 .....Collin Cargill, 2008-11
- 30 .....Bradley Roney, 2012-14
- 3. 25 .....Daniel Best, 2002-06
- 4. 23 .....Tyler Conn, 2007-08
- 5. 20 .....Austin Tubb, 2003-04
- 6. 17 .....Tyler Kee, 1996-99
- 7. 14 .....Marc Kubicki, 1990-91
- 8. 13 .....Tony Phillips, 1991
- 9. 12 .....Nick Sandlin, 2016
- 12 .....Ryan Milton, 2014-15
- 12 .....Daniel Best, 2003-05

### Strikeouts

- 1. 374 .....Darrell Lindsey, 1985-88
- 2. 363 .....Todd McInnis, 2007-11
- 3. 302 .....Damon Pollard, 1987-90
- 4. 285 .....Shea Douglas, 2000-02
- 5. 283 .....Barry Bowden, 2005-08
- 6. 267 .....Frankie McLendon, 1988-92
- 7. 266 .....Ray Guy, 1970-72
- 8. 232 .....Cliff Russum, 2002-06
- 9. 231 .....Chuck Shive, 1987-89
- 10. 226 .....Jeff Pickich, 1991-93

### Winning Percentage (Min. 12 decisions)

- 1. .923 .....Danny Shupe, 1998-99
- 2. **.857** .....**Kirk McCarty, 2015-16**
- 3. .833 .....Cord Cockrell, 2015-16
- 4. .824 .....James McMahon, 2012-15
- 5. .791 .....Bob McCrory, 2001-03
- 6. .769 .....Jay Myrick, 2010, 2012-14
- 7. .762 .....Brett Legrow, 1993-94
- 8. .750 .....Daniel Best, 2003-06
- .750 .....Mark Carson, 1990-91
- 10. .733 .....Rich Corsetto, 1970-71
- 11. .727 .....Andrew Pierce, 2012-13
- .727 .....John Gilligan, 1989-90

### Earned Run Average (Min. 75 Innings)

- 1. 1.98 .....Tony Phillips, 1991
- 2. 2.08 .....Rich Corsetto, 1970-71
- 3. 2.27 .....Tyler Conn, 2007-08
- 4. 2.30 .....Andrew Pierce, 2012-13
- 5. 2.49 .....Bradley Roney, 2012-14
- 6. 2.59 .....Bobby Muhs, 1970-73
- 7. 2.89 .....Kent Willis, 1986
- 2.89 .....Conor Fisk, 2013-14
- 9. 2.93 .....Collin Cargill, 2008-11
- 10. 2.94 .....Ray Guy, 1970-72



## Year-by-Year Summary

| Year      | Win          | Loss | Tie | Pct.  | Coach    |
|-----------|--------------|------|-----|-------|----------|
| 1913      | 1            | 3    | 0   | 25.0  | Herring  |
| 1914      | 1            | 0    | 0   | 100.0 | Slay     |
| 1915      | 0            | 1    | 0   | 0.0   | Slay     |
| 1916      | 1            | 1    | 0   | 50.0  | Slay     |
| 1917-1918 | Did Not Play |      |     |       |          |
| 1919      | 2            | 3    | 0   | 40.0  | Slay     |
| 1920      | 8            | 2    | 0   | 80.0  | Austin   |
| 1921      | 5            | 1    | 1   | 78.6  | Austin   |
| 1922      | 11           | 7    | 1   | 60.5  | Austin   |
| 1923      | 9            | 2    | 1   | 79.2  | Austin   |
| 1924      | 0            | 3    | 0   | 0.0   | Austin   |
| 1925      | 4            | 2    | 0   | 66.7  | Bobo     |
| 1926      | 5            | 2    | 1   | 68.8  | Bobo     |
| 1927      | 4            | 4    | 0   | 50.0  | Bobo     |
| 1928      | 6            | 2    | 0   | 75.0  | Bobo     |
| 1929      | 1            | 9    | 0   | 10.0  | Saunders |
| 1930      | 2            | 11   | 0   | 15.4  | Saunders |
| 1931-1933 | Did Not Play |      |     |       |          |
| 1934      | 3            | 9    | 0   | 25.0  | Hubert   |
| 1935      | 0            | 3    | 0   | 0.0   | Hubert   |
| 1936-1946 | Did Not Play |      |     |       |          |
| 1947      | 9            | 4    | 0   | 69.2  | Green    |
| 1948      | 11           | 11   | 0   | 50.0  | Vann     |
| 1949      | 10           | 10   | 0   | 50.0  | Vann     |
| 1950      | 5            | 6    | 0   | 45.5  | Stuart   |
| 1951      | 7            | 6    | 1   | 53.6  | Stuart   |
| 1952      | 6            | 5    | 0   | 54.5  | Stuart   |
| 1953      | 9            | 1    | 0   | 90.0  | Stuart   |
| 1954      | 10           | 2    | 0   | 83.3  | Stuart   |
| 1955      | 7            | 4    | 0   | 63.6  | Stuart   |
| 1956      | 7            | 8    | 1   | 46.9  | Stuart   |
| 1957      | 4            | 8    | 0   | 33.3  | Stuart   |
| 1958      | 7            | 7    | 0   | 50.0  | Stuart   |
| 1959      | 10           | 5    | 0   | 66.7  | Taylor   |
| 1960      | 14           | 3    | 0   | 82.4  | Taylor   |
| 1961      | 12           | 7    | 0   | 63.2  | Taylor   |
| 1962      | 8            | 7    | 1   | 53.1  | Taylor   |
| 1963      | 10           | 12   | 1   | 45.7  | Taylor   |
| 1964      | 15           | 5    | 0   | 75.0  | Taylor   |
| 1965      | 15           | 4    | 0   | 78.9  | Taylor   |
| 1966      | 9            | 11   | 0   | 45.0  | Taylor   |
| 1967      | 9            | 13   | 0   | 40.9  | Taylor   |
| 1968      | 8            | 12   | 0   | 40.0  | Taylor   |
| 1969      | 3            | 13   | 0   | 18.8  | Taylor   |
| 1970      | 10           | 13   | 0   | 43.5  | Taylor   |
| 1971      | 17           | 10   | 0   | 63.0  | Taylor   |

| Year          | Win          | Loss         | Tie       | Pct.        | Coach  |
|---------------|--------------|--------------|-----------|-------------|--------|
| 1972          | 12           | 16           | 0         | 42.9        | Taylor |
| 1973          | 12           | 12           | 0         | 50.0        | Taylor |
| 1974          | 16           | 12           | 0         | 57.1        | Taylor |
| 1975          | 15           | 16           | 0         | 48.4        | Taylor |
| 1976          | 20           | 21           | 0         | 48.8        | Taylor |
| 1977          | 17           | 16           | 0         | 51.5        | Taylor |
| 1978          | 15           | 24           | 0         | 38.5        | Taylor |
| 1979          | 13           | 21           | 0         | 38.2        | Taylor |
| 1980          | 17           | 13           | 0         | 56.7        | Taylor |
| 1981          | 23           | 26           | 0         | 46.9        | Taylor |
| 1982          | 9            | 24           | 0         | 27.3        | Taylor |
| 1983          | 11           | 33           | 0         | 25.0        | Taylor |
| 1984          | 13           | 36           | 2         | 27.5        | Denson |
| 1985          | 28           | 41           | 0         | 40.6        | Denson |
| 1986          | 31           | 30           | 0         | 50.8        | Denson |
| 1987          | 37           | 25           | 0         | 59.7        | Denson |
| 1988          | 36           | 26           | 0         | 58.1        | Denson |
| 1989          | 36           | 26           | 0         | 58.1        | Denson |
| 1990          | 42           | 25           | 0         | 62.7        | Denson |
| 1991          | 42           | 24           | 0         | 63.6        | Denson |
| 1992          | 31           | 28           | 0         | 52.5        | Denson |
| 1993          | 33           | 26           | 0         | 55.9        | Denson |
| 1994          | 37           | 24           | 0         | 60.7        | Denson |
| 1995          | 36           | 24           | 0         | 60.0        | Denson |
| 1996          | 32           | 28           | 0         | 53.3        | Denson |
| 1997          | 34           | 23           | 0         | 59.6        | Denson |
| 1998          | 30           | 28           | 0         | 51.7        | Palmer |
| 1999          | 40           | 23           | 0         | 63.5        | Palmer |
| 2000          | 32           | 26           | 0         | 55.1        | Palmer |
| 2001          | 27           | 32           | 0         | 45.8        | Palmer |
| 2002          | 36           | 22           | 0         | 62.1        | Palmer |
| 2003          | 47           | 16           | 0         | 74.6        | Palmer |
| 2004          | 45           | 19           | 0         | 70.3        | Palmer |
| 2005          | 41           | 21           | 0         | 66.1        | Palmer |
| 2006          | 39           | 23           | 0         | 62.9        | Palmer |
| 2007          | 39           | 23           | 0         | 62.9        | Palmer |
| 2008          | 42           | 22           | 0         | 65.6        | Palmer |
| 2009          | 40           | 26           | 0         | 60.6        | Palmer |
| 2010          | 36           | 24           | 0         | 60.0        | Berry  |
| 2011          | 39           | 19           | 0         | 67.2        | Berry  |
| 2012          | 32           | 24           | 0         | 57.1        | Berry  |
| 2013          | 30           | 27           | 0         | 52.6        | Berry  |
| 2014          | 35           | 25           | 0         | 58.3        | Berry  |
| 2015          | 36           | 18           | 1         | 66.4        | Berry  |
| 2016          | 41           | 20           | 0         | 67.2        | Berry  |
| <b>Totals</b> | <b>1,650</b> | <b>1,310</b> | <b>11</b> | <b>55.7</b> |        |





# All-Time Letterwinners

## A

Abadie, Chuck ..... 1972  
 Abbey, David ..... 1969-70-71  
 Adams, Bryan ..... 2001  
 Adams, Eric ..... 1997-98  
 Addison, Jimmy ..... 1979-80  
 Adkins, Luke ..... 2006-07  
 Adkins, Tommy ..... 1973  
 Agent, Jimmy ..... 1988  
 Akins, Jack ..... 1956  
 Akins, Leon ..... 1958-59-60-61  
 Albritton, Jeremy ..... 1996-97-98-99  
 Alford, Spud ..... 1975  
 Allen, James ..... 1961  
 Allgood, Billy ..... 1951-52-53  
 Allison, Reed ..... 1982-83  
 Anderson, Mike ..... 1990  
 Antonelli, Ray ..... 2003-04  
 Archer, Joey ..... 2009-10  
 Assaf, Ed ..... 1966-67-68  
 Atkins, Phil ..... 1975-76-77  
 Artman, Michael ..... 1999-01

## B

Baer, Ron ..... 1979-80  
 Baker, Frank ..... 1965-66-67  
 Bale, John ..... 1995-96  
 Bales, Jared ..... 2011-12-13  
 Ballard, Shannon ..... 1995-96  
 Ballinger, J.R. .... 2007-08-09  
 Baltz, Matt ..... 1996-97-98-99  
 Barfield, Doug ..... 1954-55-56-57  
 Barnhill, George ..... 1967-68-69  
 Barron, Connor ..... 2012-13-14-15  
 Barron, Pascal ..... 1956-57  
 Barry, Hal ..... 1979-80  
 Basford, Sammy ..... 1984-85  
 Basinger, Cole ..... 2005-06  
 Batson, Chet ..... 1999-00  
 Becker, Rick ..... 1977  
 Beckler, Fred ..... 1969-70  
 Belanger, Ryan ..... 2006-07  
 Benefiel, Doug ..... 1989-90-91-92  
 Benson, Matt ..... 2002-2003  
 Bentley, Kevin ..... 1993-95  
 Best, Daniel ..... 2003-04-05-06  
 Bexley, Bill ..... 1949  
 Billeaud, Josh ..... 2008  
 Bishop, Tom ..... 1950-51  
 Blasingame, Elmo ..... 1950-51  
 Blount, Jody ..... 2004-05-06-07  
 Bobo, Doug ..... 1961  
 Bonds, Scotty ..... 1989-90  
 Boothe, Robert ..... 1955-58  
 Borries, Doug ..... 1985  
 Bosch, Wayne ..... 1983  
 Bourgeois, Don ..... 1981  
 Bourgeois, Marc ..... 2010-11  
 Bourgeois, Travis ..... 1985-86  
 Bowden, Barry ..... 2005-06-07-08  
 Bowden, Nathan ..... 2001  
 Boxley, James ..... 1992  
 Boyd, Larry ..... 1981  
 Bracey, Perry ..... 1970-71-72-73  
 Bradford, Chad ..... 1996  
 Bradley, Gene ..... 1953  
 Bradley, Greg ..... 1984

Brady, Mike ..... 1972  
 Braley, Taylor ..... 2015-16  
 Braun, Oscar ..... 1961  
 Breal, Greg ..... 1984  
 Brechtel, John ..... 1961-62-63  
 Breene, Billy ..... 1972-73-74-75  
 Brennan, Bert ..... 1973  
 Brewer, Tommy ..... 1997  
 Broadus, Jonathan ..... 1999  
 Brock, Al ..... 1972  
 Broomer, Bradley ..... 1996  
 Brown, Blake ..... 2012-13  
 Brown, Caleb ..... 1997  
 Brown, Houston ..... 2008  
 Brown, Jerry ..... 1962-63  
 Brown, Jim ..... 1958-59  
 Brunty, Kameron ..... 2009-10-11-12  
 Bryant, Greg ..... 1983-84  
 Buchanan, Mark ..... 2010  
 Buchanon, Dick ..... 1980  
 Buchholz, Sean ..... 2013-14  
 Buffington, Ray ..... 1960-62  
 Burdeaux, Dylan ..... 2014-15-16  
 Burger, Eddie ..... 2004-05-06  
 Burns, Rob ..... 2005  
 Burnett, Ivo ..... 1983-84-85-86  
 Butler, Curley ..... 1954  
 Byrne, Scott ..... 1951-52

## C

Cabiniss, George ..... 1964-65-66  
 Cain, Casey ..... 1994-95  
 Caire, Matt ..... 2005-06  
 Calcote, Colby ..... 1999-00  
 Cameron, Stacy ..... 1987-88-89-90  
 Campbell, Kim ..... 1975  
 Campbell, Steve ..... 1966-67-68  
 Cannizarro, Gary ..... 1973-74-75-76  
 Cannon, David ..... 1983-84  
 Cantrelle, Heath ..... 1994-95-96-97  
 Capell, Art ..... 1980-81  
 Cargill, Collin ..... 2008-09-10-11  
 Carlson, Jim ..... 1976-77  
 Carpenter, James Ray ..... 1948-49-50  
 Carpenter, Jed ..... 1951  
 Carroll, Cody ..... 2013-14-15  
 Carrozza, Falco ..... 1947  
 Carson, Drew ..... 2005-06-07-08  
 Carson, Mark ..... 1990-91  
 Case, Houston ..... 2016  
 Cashion, Mike ..... 2004-05-07  
 Castanedo, Tommy ..... 1990  
 Castelluccio, Pete ..... 1994  
 Castleman, Stephen ..... 2000-01-02-03  
 Cavanaugh, Jared ..... 2007  
 Centenni, Rick ..... 1981  
 Chance, Tony ..... 1968-69-70-71  
 Chancey, Ben ..... 1983-84  
 Chanove, Ed ..... 1971-72-73  
 Cheek, Scott ..... 1998-99  
 Christenberry, David ..... 1991  
 Clanton, Bruce ..... 1987  
 Clark, David ..... 2006-07-08  
 Clark, Eugene "Jeep" ..... 1951-52  
 Clark, Russell ..... 1974  
 Coats, Willie Gene ..... 1957-58-59  
 Cochran, Jason ..... 1995

Cockrell, Cord ..... 2015-16  
 Coggin, Cliff ..... 1948-49  
 Coker, Kevin ..... 2003-04-05-06  
 Coker, Tracy ..... 1982  
 Cole, Greg ..... 1989-90  
 Coleman, Keith ..... 1986  
 Combest, Steve ..... 1981  
 Conn, Tyler ..... 2007-08  
 Conner, Greg ..... 1989-90  
 Cook, Glyn ..... 1947  
 Cook, Jeff ..... 2000-01-02-03  
 Cooley, Fred ..... 1987-88-89  
 Cooley, John ..... 1955  
 Cooper, Storme ..... 2016  
 Copeland, Scott ..... 2009-10  
 Cornelius, Tyran ..... 1994-95  
 Cornish, Bill ..... 1994-95  
 Corr, Don ..... 1982  
 Corsetto, Rich ..... 1970-71  
 Coughlin, Brian ..... 2015-16  
 Covington, Brent ..... 1989-90-91-92  
 Covington, Chad ..... 1995  
 Cox, Rich ..... 1978  
 Cranford, Doc ..... 1947  
 Cranford, Ken ..... 1950  
 Crawford, Donny ..... 1976  
 Crawford, James ..... 1961-62  
 Crawford, Randy ..... 1988  
 Creel, Travis ..... 2010-11-12-13  
 Cronk, Brian ..... 1987  
 Cronk, Doug ..... 1986-87-88  
 Crosby, Matt ..... 1992-93  
 Cuevas, Trey ..... 2005-06-07-08  
 Cumberland, Don ..... 1978  
 Curtis, Dawson ..... 1954  
 Cutillo, Bill ..... 1963-64-65

## D

Daniels, Terry ..... 1978  
 Darby, Scott ..... 1984  
 Davenport, Buddy ..... 1971-72  
 Davenport, Jack ..... 1981-82  
 Davenport, Jim ..... 1952-53-54  
 Davis, Bo ..... 2006-07-08-09  
 Davis, Jeff ..... 1996-97-98  
 Davis, Jeremy ..... 2007  
 Davis, Leighton ..... 2006-07  
 Davis, Mike ..... 1987  
 Davis, Tom ..... 1967  
 Davis, Tommy ..... 1992-93-94  
 Dawson, Nick ..... 2013-14-15-16  
 Day, Dillon ..... 2010-11-12-13  
 Day, Jimmy ..... 1972-74-75-76  
 Deaton, David ..... 1982-83  
 Dedwylder, Charles ..... 1959-60-61  
 Dement, Robert ..... 1947  
 Demoruelle, Dack ..... 1991-92  
 Denson, Hill ..... 1966  
 Devrow, Billy ..... 1964-65-66  
 Dewease, Glen ..... 1979-80  
 DeWitt, Anthony ..... 2001-02-03-04  
 Diamond, Jorey ..... 1995-96  
 Dickinson, Bo ..... 1956-57  
 Dickson, Billy ..... 1960-61-62-63  
 Didier, Mel ..... 1948  
 DiFatta, Joey ..... 1978  
 Diliberto, Justin ..... 2010-11

Doleac, Adam ..... 2008-09-10-11  
 Doss, Anthony ..... 2008, 10  
 Douglas, Shea ..... 2000-01-02  
 Dozier, Brian ..... 2006-07-08-09  
 Drehoff, Jake ..... 2012-13  
 Dueitt, Raimund ..... 1976-77  
 Duggan, Jack ..... 1987  
 Duncan, Mac ..... 1986-87  
 Dunn, Chris ..... 2001  
 Durst, Matt ..... 2014-15  
 Dutil, Mickey ..... 1990-92-93  
 Dyess, Glenn ..... 1995

## E

Eckstein, Eric ..... 1994-95  
 Eddy Don ..... 1955  
 Edwards, Burt ..... 1961-62  
 Edwards, Mike ..... 1971-72  
 Ellis, Mark ..... 2010-11  
 Ellis, Ryan ..... 2012, 14-15  
 Ellzey, John ..... 1976  
 Emmons, Mike ..... 1991  
 Endt, Alvin ..... 1954  
 Engles, Tony ..... 1966-67  
 Erickson, Mark ..... 1977-78-79-80  
 Estes, Eric ..... 1992-93  
 Ethridge, Earl ..... 1959-60-61-62  
 Eure, Jeff ..... 1979-80-81-82  
 Ewing, James ..... 2007-08-09  
 Ewing, Michael ..... 2006-07-08-09  
 Exum, Bob ..... 1962-63-64  
 Ezell, Patrick ..... 2004-05-06-07

## F

Faggard, Morris ..... 1947-48  
 Fail, Murray ..... 1980  
 Farason, Pete ..... 1970-71  
 Farias, Erik ..... 1997  
 Farrar, Sonny ..... 1958-59  
 Farris, Jimmy ..... 1975-76-77-78  
 Favre, Irwin ..... 1966-67  
 Fayard, Lionel ..... 1970-71  
 Federico, Michael ..... 1997  
 Fields, Josh ..... 2008-09  
 Finnegan, Chris ..... 1999-00  
 Fischer, Ken ..... 1955-56-57  
 Fishburn, Chris ..... 1999-00  
 Fisk, Conor ..... 2013-14  
 Fleming, Russell ..... 1987-88  
 Flynt, Johnny ..... 1968-69-70-71  
 Ford, Charles ..... 1969  
 Foret, Lyle ..... 1974-75-76-77  
 Foret, Wayne ..... 1973  
 Fortenberry, Jason ..... 1995-96-97-98  
 Fowler, Chase ..... 2010-11-12-13  
 Fowler, Jacob ..... 2005  
 Freeman, Muss ..... 1948-49  
 Frichter, Sam ..... 1970-71-72  
 Fries, Tom ..... 1948  
 Frith, Ryan ..... 2003-04  
 Fuell, Don ..... 1960  
 Fulton, Danny ..... 1978  
 Furr, Andrew ..... 2012-13-14

## G

Gallagher, Jack ..... 1951-52  
 Garner, Bobby ..... 2001-02



# All-Time Letterwinners

Garret, Richard..... 1981-82  
 Gatin, Greg..... 1993-95  
 Gaudet, Allen..... 1987  
 Gautreau, David..... 1993-94  
 George, Fred..... 1962-63-64-65  
 George, Thad..... 1978  
 Gerhardt, Rich..... 1982  
 Gessner, John..... 1985-86-87-88  
 Giannini, Cameron..... 2012-13-14  
 Gilbert, Michael..... 2014, 16  
 Gilligan, John..... 1989-90  
 Glasshof, A.J..... 2013-14  
 Glassman, Mike..... 1985  
 Graeter, Ashley..... 2011-12  
 Grant, Josh..... 2004  
 Graves, Kenny..... 1986-87-88-89  
 Graves, Travis..... 2009-10  
 Green, Jim..... 1961-62-63  
 Greschuk, John..... 1962-63  
 Grice, David..... 1998  
 Griffin, Beau..... 2002-03-04-05  
 Guin, Jason..... 1986  
 Gutierrez, Alex..... 1981-82-83  
 Guy, Ray..... 1970-71-72

**H**  
 Hadley, Tracy..... 2016  
 Haley, Dusty..... 1997-99-00-01  
 Hall, Bubba..... 1990  
 Hall, Clint..... 1972-73  
 Hamrick, Mark..... 1950-51  
 Haney, Greg..... 1980  
 Hannon, Gary..... 1964-65-66-67  
 Harbuck, Ken..... 1983-84  
 Harmon, John..... 1980  
 Harrington, Larry, Jr..... 1979-80  
 Harrington, Micky..... 1952-53-54-55  
 Harrison, Justin..... 1995  
 Harst, Chance..... 2007  
 Hartel, Bailey..... 2006-07  
 Hatten, Billy..... 1955-56-57-58  
 Hatten, Stephen..... 1994  
 Hawthorne, Ricky..... 1979  
 Hays, Pete..... 1964-65-66-67  
 Hebert, Chad..... 1989-90-91-92  
 Henderson, Teno..... 1962-63  
 Herring, Bobby..... 1981-82  
 Herring, Rod..... 1975-76  
 Herrington, J.W..... 1947-48-49  
 Hesse, Chris..... 1996-97  
 Hester, Seth..... 2008-09-10-11  
 Hester, Steven..... 1998  
 Higdon, Dean..... 1977-78-79  
 Hitt, Carter..... 1998  
 Hodges, Red..... 1947  
 Hoeflich, Brett..... 2005  
 Hoffpauir, Jarrett..... 2002-03-04  
 Hoffpauir, Josh..... 2000  
 Hogg, Jeff..... 1983-84  
 Hollingsworth, Carl..... 1959-60-61-62  
 Hollingsworth, Chuck..... 1980  
 Holloway, C.E..... 1949  
 Holloway, Randy..... 1976  
 Holmes, David..... 1951  
 Homan, Mike..... 1976-78-79  
 Hoover, Larry..... 1976-77  
 Hopper, Scott..... 1979

Horn, Chase..... 2011-12  
 Howard, Patrick..... 1995-96  
 Howell, David..... 1982-83  
 Hughes, Robert..... 1983  
 Hurley, Brian..... 2002

**I**  
 Iovino, Anthony..... 1977-78-79-80  
 Israel, Griff..... 2002-03

**J**  
 Jackson, Harold..... 1980-81-82-83  
 Jackson, Wayne..... 1948-49-50  
 Jacobs, Mike..... 1984-85-86  
 Jamison, Randy..... 1975-76-77-78  
 Jefcoat, Barry..... 1989-90  
 Jeffcoats, James..... 1949  
 Jenkins, Rusty..... 1991-92  
 Jennings, Danny..... 1979-80-81  
 Johnson, Drew..... 1998  
 Johnson, Nick..... 2013-14-15-16  
 Johnson, Toddric..... 2006  
 Johnston, Earl..... 1997-98  
 Johnston, Jonathan..... 2006-07-08-09  
 Johnston, Mark..... 1984  
 Jones, Cooper..... 2014, 16  
 Jones, Josh..... 2010  
 Jones, Matt..... 1981  
 Jones, Richard..... 1959  
 Jordan, Buddy..... 1965-66-67-68  
 Jordan, Cliff..... 1984  
 Jurich, Scotty..... 1989-90-91

**K**  
 Kaiser, Keith..... 1994-95  
 Kammerer, James..... 1994  
 Karlin, Kevin..... 1987-88  
 Keating, Daniel..... 2015-16  
 Kee, Tyler..... 1997-98-99  
 Kelley, George..... 1949-50  
 Kenna, Johnny..... 1978-79-80  
 Kennedy, Gregg..... 1993  
 Key, Robbie..... 1987  
 Keyes, Ronald Ray..... 1976-77  
 Keys, J.C..... 2016  
 King, Clint..... 2002-03  
 King, Homer..... 1973  
 King, Jordan..... 2007  
 King, Paxton..... 2010-11-12-13  
 Kirkland, Cliff..... 1973-74  
 Kline, Breck..... 2013-14-15  
 Knight, Steve..... 1975-76-77-78  
 Koelling, Tyler..... 2009-10-11  
 Komp, George..... 1978  
 Koski, Bill..... 1961  
 Kozlowski, Brian..... 1983-84-85  
 Krebs, Gary..... 1973-74-75-76  
 Kreeger, Dennis..... 1966  
 Hogg, Jeff..... 1992-93-94  
 Kubicki, Marc..... 1990-91

**L**  
 LaGroue, Fred..... 1986-87  
 Laird, Earl..... 1983  
 Lance, Kenny..... 1975-76-77  
 Landers, Phil..... 1978-79  
 Langford, Eddie..... 1948-49

Lauderdale, Daryl..... 1972-73-74  
 Leach, Brent..... 2002-03  
 Leach, Brian..... 2008  
 Lear, James..... 2015  
 LeGros, John..... 1947  
 LeGros, Tom..... 1949-50-51-52  
 LeGrow, Brett..... 1993-94  
 Lekick, Wayne..... 1959-60  
 Lindsey, Darrell..... 1985-86-87-88  
 Lindsey, Kyle..... 2009  
 Livingston, Cody..... 2012-13, 15-16  
 Logan, Chris..... 1990-91-93-94  
 Logan, Kyle..... 1994-95-96-97  
 Long, Arthur..... 1947  
 Longordo, Bob..... 1957  
 Lott, Billy..... 1963-64-65  
 Lott, Darwin..... 1971  
 Lott, Dewey..... 1982  
 Lott, Joe..... 1964-65-66  
 Lovdahl, Terry..... 1977-79  
 Love, Sylvester..... 1986-87-88  
 Lowe, Cliff..... 1975-76  
 Lowery, Jason..... 2002-03-04-05  
 Lowery, Luke..... 2013-14-15-16  
 Luke, Cary..... 1995-96  
 Lynch, Tim..... 2013-14-15-16

**M**  
 MacNamara, Ryan..... 2010  
 Maddox, Marc..... 2003-04-05-06  
 Magee, Mike..... 1983-84-85-86  
 Mann, Karl..... 1972  
 Mann, Todd..... 1987-88  
 Maras, Danny..... 1948  
 Marbury, Donovan..... 1997-98  
 Martin, Billy..... 1956-57  
 Martin, Jared..... 1994-95-96-97  
 Martin, Joe..... 2011-12  
 Massengale, Stan..... 1979-80-81-82  
 Massey, Ken..... 1953  
 Massey, Scott..... 2006  
 Masson, Glen..... 1973  
 Matesich, Chris..... 2005-06-07-08  
 Matherne, Curtis..... 1967  
 Matlock, Will..... 2005  
 Mattox, Alan..... 1983-84  
 Mauldin, Rick..... 1974-75  
 Maxie, Kyle..... 2008-09  
 Maxwell, Patrick..... 2006  
 May, Jack..... 1956  
 May, Jesse..... 1974-75  
 McBay, Glen..... 1955-56  
 McCarty, Kirk..... 2015-16  
 McCaskill, Jackie..... 1967-68  
 McClellan, Mike..... 1965  
 McCollum, Sedgewick..... 1988-89  
 McComb, Matt..... 1993-94  
 McCoy, John..... 1986  
 McCrory, Bob..... 2001-02-03  
 McDaniels, Tom..... 1968  
 McDaniels, Rusty..... 2001  
 McDonald, Don..... 1965  
 McGough, Billy..... 1993  
 McGowan, John..... 1947  
 McGrath, Mike..... 1986  
 McInnis, Todd..... 2007-08-09-10-11  
 McIntyre, Les..... 1957-58-61

McKay, Alex..... 1977-78-79-80  
 McKeiver, Jim..... 1972  
 McLendon, Frankie..... 1989-90-91-92  
 McMahan, James..... 2012-13-14-15  
 McMaster, Eric..... 1998-99  
 McNair, Joe..... 1951-52  
 Meeks, Lawrence..... 1958  
 Melton, Davis..... 1950-51  
 Membrano, Mike..... 1982  
 Migliore, John..... 1985-86-87-88  
 Mikel, Billy..... 1970  
 Miley, Sam..... 1953-54  
 Miller, Bruce..... 1962-63-65  
 Miller, Rusty..... 1971-72  
 Miller, Todd..... 1986-87  
 Millet, Austin..... 2016  
 Mills, Brady..... 1997-98  
 Milton, Ryan..... 2014-15  
 Mingo, Mandella..... 2010  
 Minton, Mike..... 1979-80-81-82  
 Mitchell, Steve..... 1956-57  
 Mitcherson, Jim..... 1952  
 Monroe, Tommy..... 1968-69-70-71  
 Montgomery, Brad..... 2001  
 Moreland, Mike..... 1987-88  
 Morgan, Matt..... 1994  
 Morrow, Tommy..... 1958-59-60  
 Moser, Brent..... 1995-96  
 Mosley, Ben..... 2000-01  
 Moss, Harold..... 1951-52-53  
 Moss, Jeff..... 1985  
 Moziejko, Richard..... 1960  
 Muhs, Bobby..... 1970-71-72-73  
 Munn, Doug..... 1974-75-76-77  
 Munoz, Moses..... 2009  
 Murray, Donnie..... 1978-79  
 Myrick, Jay..... 2010, 2012-13-14

**N**  
 Nace, Todd..... 1989-90-91  
 Nelson, John..... 1961  
 Nettles, Dean..... 1984  
 Nettles, Scott..... 1982-84  
 Newell, Kirby..... 1978-79  
 Nicholas, John..... 2003-04-05  
 Nilsen, Jordan..... 1998  
 Nixon, Darrin..... 1985-86-87  
 Nobles, Benny Ray..... 1947  
 Nuckols, James..... 1970  
 Nunez, Taylor..... 2012-13-14  
 Nutt, Mike..... 1969

**O**  
 O'Barr, Bobby..... 1950  
 O'Brien, Connor..... 2015-16  
 Oliver, Don..... 1978  
 Oliver, Marshall..... 1987-88  
 O'Ravez, David..... 1986  
 Ortego, Jody..... 1983  
 Owen, Brad..... 2005-06  
 Owens, John..... 1978-79-80

**P**  
 Padgett, Paul..... 1952  
 Palacios, Hector..... 1985-86-87  
 Palmer, Corky..... 1974-75-76-77  
 Palmer, Dale..... 1977-79



# All-Time Letterwinners

|                                      |                                       |                                       |  |
|--------------------------------------|---------------------------------------|---------------------------------------|--|
| Parker, Brandon ..... 1995-96-97     | Ross, Duane ..... 1987-88             | Stoy, Clint ..... 2001-02             | Waters, Joel ..... 1980                  |
| Pearson, Doug ..... 1981-82          | Rossello, Dennis ..... 1974-75-76     | Suits, Jay ..... 1979-80              | Weathers, Wade ..... 2008-09             |
| Pepper, Hugh Laurin ..... 1953-54    | Roussel, Austin ..... 2012-13-14-15   | Sumrall, George ..... 1965-66-67      | Weekley, Chris ..... 1995                |
| Perrett, Tyler ..... 2005            | Royals, Jim ..... 1972                | Sutherland, Ricky ..... 1973-74-75-76 | Weiss, Ken ..... 1967                    |
| Pfaff, Scott ..... 1998-99           | Rubiera, Claudio ..... 2016           | Sutton, Trey ..... 2005-06-07-08      | Welch, Daren ..... 1999-00-01            |
| Pfiefer, Todd ..... 1981-82          | Russum, Cliff ..... 2002-03-04-06     |                                       | Weldy, Mark ..... 1980-81                |
| Phillips, Bubba ..... 1947-48        | Ryan, Bruce ..... 1947                | <b>T</b>                              | Wells, Red ..... 1958                    |
| Phillips, Chuck ..... 1981           | Ryan, Glen ..... 1957                 | Tageant, Clay ..... 2015-16           | Wesler, Mike ..... 1980-81               |
| Phillips, Hop ..... 1949-50          | Ryan, Tom ..... 1959                  | Talarico, Joe ..... 1971              | Wesson, Larry ..... 1990-91-92-93        |
| Phillips, Shelley ..... 1947-48      | Rymer, Jeff ..... 1982-83-84          | Talley, Christian ..... 2014-15       | Wheat Jimmy ..... 1976                   |
| Phillips, Tony ..... 1991            |                                       | Taylor, Doug ..... 1975-76-77-78      | Wheat, Reggie ..... 1993-94-95-96        |
| Pickich, Jeff ..... 1991-92-93       | <b>S</b>                              | Terry, David ..... 1975-76-77         | White, Jimmy ..... 1981                  |
| Pierce, Andrew ..... 2012-13         | Sandlin, Jake ..... 2016              | Thomas, Geoffrey ..... 2010-11        | White, Milton ..... 1951-52              |
| Pinnix, Jimbo ..... 1995-96          | Sandlin, Nick ..... 2016              | Thomason, Josh ..... 2011             | Whitehead, Braxton ..... 1997            |
| Pitre, Shawn ..... 1988              | Satcher, Doug ..... 1964-65           | Thompson, Jay ..... 1987-88           | Whitehead, Russell ..... 1993            |
| Plunkett, Wilson ..... 1972-73-74    | Scarborough, Boomer ..... 2011-12-13  | Thompson, Jonathan ..... 2011         | Whitehead, Wayne ..... 1988              |
| Pollard, Damon ..... 1989-90         | Schemmel, Jason ..... 1997-98         | Thoms, J.J. .... 1998                 | Whittington, Mitch ..... 1990            |
| Poole, Boothe ..... 1952             | Schied, Jeremy ..... 1997-98          | Tippin, Rick ..... 1979-80-81         | Wilhelmi, Bill ..... 1959-60             |
| Poole, Gerald ..... 1959-60          | Schlagel, Cody ..... 2009-10          | Tisdale, Brooks ..... 1953-54-55      | Willcutt, Brad ..... 2002-03-04-05       |
| Posey, Jackson ..... 2011            | Scott, Chase ..... 2015-16            | Todd, Jeff ..... 1995-96-97           | Williams, Billy ..... 1949               |
| Pourciau, Dan ..... 1986             | Scott, DeQuincy ..... 1998-99-00      | Townsend, Mark ..... 1978-80          | Williams, Joel ..... 1968-69-70          |
| Powell, Walker ..... 2016            | Scott, Mike ..... 1970                | Tregre, Bill ..... 1955               | Williams, Lee ..... 1991                 |
| Powers, Alan ..... 1983-84           | Scott, Tick ..... 1955-56             | Tritz, Noah ..... 2003-04             | Williamson, Jeremy ..... 1993-94-95      |
| Powers, Stevie ..... 2016            | Selby, Bill ..... 1991-92             | Trowbridge, Curt ..... 1979           | Willis, Kent ..... 1986                  |
| Prater, Gary ..... 1956-57-58        | Seroka, Chris ..... 1985-86           | Trusty, Rick ..... 1978               | Willoughby, Earl ..... 1963              |
| Pressley, Ray ..... 1947-48          | Seymour, Joe ..... 1949-50            | Tubb, Austin ..... 2003-04            | Willoz, Frank ..... 1968-69-70           |
| Pridmore, Ricky ..... 1974-75-76-77  | Shaw, Matthew ..... 2011              |                                       | Winstead, Keith ..... 2007-08            |
| Pullen, Shane ..... 1993-94          | Sheedy, Dennis ..... 1974-75          | <b>U</b>                              | Wilson, Bob ..... 1974                   |
|                                      | Sheets, Bob ..... 1969                | Upton, Kaye ..... 1960                | Wilson, Jerry "Whitey" ... 1962-63-64-65 |
| <b>Q</b>                             | Shepherd, Matt ..... 2002-03-04       | Usey, Tony ..... 1956                 | Windham, Rod ..... 1966-67-68-69         |
| Qualls, Derek ..... 1991             | Shive, Chuck ..... 1987-88-89         |                                       | Wineski, Daniel ..... 2013-14            |
| Quave, Pete ..... 1962-63-64         | Shupe, Danny ..... 1998-99            | <b>V</b>                              | Winningham, Allen ..... 2001-02          |
| Quinn, Brent ..... 2000-01           | Silva, Terry ..... 1963-64-65         | Valentine, Eddie ..... 1976           | Winston, Jake ..... 2013-14-15-16        |
|                                      | Simmons, Jason ..... 1989-90-91       | Valluzzo, Nick ..... 2004-05-06       | Wirtz, Roger ..... 1977-78-79            |
| <b>R</b>                             | Simpson, Jason ..... 1992-93-94       | Valrie, Kerry ..... 1988-90           | Witherspoon, Vernon ..... 1975           |
| Ragland, Evan ..... 1947-48          | Sims, Sawyer ..... 1947               | Van Kotten, Chad ..... 1989-90        | Woodard, Andy ..... 1990-91-92-93        |
| Ramsey, Donald ..... 1968            | Sims, Tommy ..... 1985                | Vann, Thad Jr. .... 1967-68           | Wooley, Greg ..... 1999-00               |
| Rapp, Pat ..... 1988-89              | Sinquefield, David ..... 1975         | Vasquez, Juan ..... 1982-83-84-85     | Wren, Cliff ..... 1996-97-98             |
| Rasco, George ..... 1968-69          | Skeen, Brad ..... 1990-91             | Vaughn, Cliff ..... 1960-61           | Wright, Jonathan ..... 2001              |
| Rawson, Anthony ..... 2001           | Skrmetta, Matt ..... 1992             | Velasquez, Carlos ..... 2002-03-04    |  |
| Reams, Derek ..... 1994-95-96        | Slater, Hunter ..... 2016             | Vetrano, Joe ..... 1948               | <b>Y</b>                                 |
| Reeves, Chase ..... 2015             | Smeltzer, Mike ..... 1988             | Vinson, Ric ..... 1962-63             | Young, Kevin ..... 1990                  |
| Reinike, Chris ..... 1996            | Smith, Adam ..... 2003-04             | Vitrano, John ..... 1967-68-69-70     | Young, Ron ..... 1960-61-62-63           |
| Renteria, Nahum ..... 1998           | Smith, Jerry ..... 1966               | Vlaming, Mike ..... 1968-69           | Youngblood, Ron ..... 1956-57-58         |
| Rentz, Irvin ..... 1976-77-78-79     | Smith, Lance ..... 1997               | Vodicka, Jerry ..... 1957-58          |  |
| Revon, Nick ..... 1952-53-54         | Smith, Mark ..... 1977                | Vollmuth, B.A. .... 2009-10-11        | <b>Z</b>                                 |
| Reynolds, Henry ..... 1947-48        | Smith, Nick ..... 2009                |                                       | Zaremba, Kevin ..... 1993                |
| Rhymes, Lamar ..... 1947             | Smith, Nick ..... 2009                |                                       | Zimmerli, Craig ..... 1995-96            |
| Rice, Ken ..... 1982                 | Smith, Sammy ..... 1973-74-75-76      |                                       |  |
| Richie, Chris ..... 1991-92          | Smith, Scott ..... 2000               | <b>W</b>                              |  |
| Rigby, Tom ..... 1980-81             | Smith, Scott ..... 2000               | Wade, Ben ..... 2006-07               |  |
| Robbins, Chris ..... 1990-91         | Smith, Shawn ..... 1986-87            | Wagner, Brian ..... 1998              |  |
| Robbins, Mason ..... 2012-13-14      | Snell, Reese ..... 1948-49-50         | Wagner, Chris ..... 1986-87           |  |
| Roberson, Rick ..... 1974-75         | Spotts, Chad ..... 1992               | Waites, Fred ..... 1947               |  |
| Roberson, Steve ..... 1990           | Spring, Randy ..... 1991              | Walker, David Lee ..... 1950-51-52-53 |  |
| Roberts, Bruce ..... 1982            | Stancel, Mark ..... 1983              | Walker, Josh ..... 1998-99            |  |
| Roberts, Hayden ..... 2016           | Stanley, Jeff ..... 2009-10           | Walker, Taylor ..... 2009-10          |  |
| Roberts, Wil ..... 1989              | Steele, David ..... 2005-06           | Walker, Taylor ..... 2015             |  |
| Roberts, Will ..... 1985             | Stephens, Bert ..... 1981-82          | Wallace, Billy ..... 1977-78          |  |
| Robinson, Chuckie ..... 2014-15-16   | Sterling, Michael ..... 2012-13-14-15 | Walley, David ..... 2013-14           |  |
| Robinson, Jarrad ..... 2001          | Stevens, Corey ..... 2008-09          | Walley, Mason ..... 2016              |  |
| Rodriguez, Isaac ..... 2010-11-12-13 | Stevens, Craig ..... 1973-74          | Walters, Kris ..... 1992              |  |
| Rodriguez, Jack ..... 1970-71-72-73  | Stevens, Hop ..... 1949               | Walters, Rabbit ..... 1949            |  |
| Rogers, Chad ..... 2000-01           | Stevens, Hunter ..... 2016            | Warren, Matt ..... 2009-10-11-12      |  |
| Rogers, Charlie ..... 1999-00-01-02  | Stewart, Daniel ..... 2001-02         | Washington, Curtis ..... 1980-81      |  |
| Rogers, Josh ..... 2011-12           | Stouder, Steve ..... 1978-79          | Waters, Bucky ..... 1947-48           |  |
| Roney, Bradley ..... 2012-13-14      | Stout, Danny ..... 1999-00            | Waters, Fred ..... 1947-48            |  |
|                                      | Stout, Steve ..... 1978-79            | Waters, Hub ..... 1952-53-54-55       |  |
|                                      | Stover, Scott ..... 1998              | Waters, Jack ..... 1947               |  |





# Year-by-Year Team Batting Statistics

| Year | G  | AVG  | AB   | R   | H   | 2B  | 3B | HR | RBI | TB   | SLG  | BB  | HBP | SO  | GDP | OB%  | SF | SH | SB-SBA  |     |
|------|----|------|------|-----|-----|-----|----|----|-----|------|------|-----|-----|-----|-----|------|----|----|---------|-----|
| 2016 | 61 | .305 | 2039 | 419 | 622 | 115 | 11 | 67 | 392 | 960  | .471 | 277 | 78  | 395 | 51  | .404 | 27 | 39 | 29-57   |     |
| 2015 | 55 | .277 | 1889 | 309 | 513 | 87  | 8  | 42 | 277 | 742  | .393 | 212 | 54  | 363 | 33  | .358 | 20 | 44 | 57-82   |     |
| 2014 | 60 | .246 | 2018 | 273 | 496 | 83  | 5  | 25 | 250 | 664  | .329 | 199 | 72  | 413 | 42  | .332 | 19 | 40 | 25-42   |     |
| 2013 | 57 | .276 | 1911 | 293 | 528 | 87  | 10 | 22 | 259 | 701  | .367 | 195 | 62  | 326 | 52  | .357 | 29 | 49 | 35-54   |     |
| 2012 | 56 | .278 | 1878 | 306 | 523 | 88  | 17 | 15 | 273 | 690  | .367 | 215 | 64  | 390 | 28  | .367 | 29 | 46 | 57-81   |     |
| 2011 | 58 | .300 | 2022 | 396 | 607 | 110 | 18 | 41 | 353 | 876  | .433 | 257 | 57  | 338 | 44  | .390 | 24 | 59 | 24-40   |     |
| 2010 | 60 | .324 | 2131 | 516 | 690 | 120 | 14 | 76 | 478 | 1066 | .500 | 284 | 101 | 369 | 47  | .422 | 30 | 46 | 54-75   |     |
| 2009 | 66 | .305 | 2225 | 508 | 678 | 110 | 13 | 73 | 465 | 1033 | .464 | 298 | 70  | 393 | 65  | .399 | 28 | 35 | 45-69   |     |
| 2008 | 64 | .290 | 2202 | 405 | 639 | 117 | 12 | 76 | 370 | 1008 | .438 | 258 | 75  | 462 | 46  | .381 | 15 | 32 | 33-52   |     |
| 2007 | 62 | .287 | 2115 | 380 | 606 | 116 | 8  | 48 | 330 | 882  | .417 | 278 | 68  | 375 | 44  | .384 | 18 | 32 | 44-70   |     |
| 2006 | 62 | .314 | 2170 | 492 | 682 | 92  | 19 | 81 | 445 | 1055 | .486 | 284 | 83  | 390 | 40  | .409 | 27 | 32 | 54-75   |     |
| 2005 | 62 | .313 | 2218 | 467 | 694 | 149 | 10 | 60 | 419 | 1043 | .470 | 278 | 65  | 365 | 54  | .401 | 23 | 20 | 58-81   |     |
| 2004 | 64 | .316 | 2278 | 506 | 719 | 139 | 19 | 90 | 456 | 1166 | .512 | 263 | 50  | 408 | 51  | .394 | 28 | 29 | 21-41   |     |
| 2003 | 63 | .319 | 2230 | 497 | 712 | 142 | 15 | 89 | 454 | 1151 | .516 | 255 | 51  | 412 | 46  | .396 | 34 | 33 | 41-54   |     |
| 2002 | 58 | .304 | 2036 | 420 | 619 | 128 | 8  | 54 | 376 | 925  | .454 | 251 | 79  | 342 | 45  | .397 | 27 | 31 | 64-89   |     |
| 2001 | 59 | .279 | 1981 | 321 | 552 | 102 | 15 | 44 | 289 | 816  | .412 | 230 | 58  | 381 | 48  | .366 | 25 | 25 | 29-51   |     |
| 2000 | 58 | .296 | 2069 | 412 | 613 | 106 | 8  | 74 | 362 | 957  | .463 | 220 | 45  | 359 | 24  | .374 | 16 | 19 | 49-67   |     |
| 1999 | 63 | .310 | 2226 | 441 | 690 | 124 | 11 | 71 | 398 | 1049 | .471 | 244 | 67  | 367 | 67  | .389 | 37 | 18 | 53-77   |     |
| 1998 | 58 | .311 | 2075 | 437 | 646 | 130 | 17 | 77 | 411 | 1041 | .502 | 216 | 43  | 346 | 43  | .383 | 31 | 16 | 61-81   |     |
| 1997 | 57 | .317 | 2039 | 464 | 647 | 117 | 8  | 95 | 414 | 1065 | .522 | 185 | 87  | 383 | 36  | .394 | 22 | 19 | 86-123  |     |
| 1996 | 60 | .292 | 2045 | 379 | 598 | 123 | 9  | 52 | 332 | 695  | .438 | 206 | 55  | 439 | 35  | .368 | 27 | 18 | 109-147 |     |
| 1995 | 60 | .265 | 2055 | 362 | 545 | 126 | 9  | 53 | 320 | 848  | .413 | 236 | 40  | 436 | 15  | .350 | 16 | 25 | 111-142 |     |
| 1994 | 61 | .323 | 2204 | 489 | 712 | 161 | 16 | 61 | 438 | 1088 | .494 | 253 | 51  | 369 | 19  | .402 | 21 | 41 | 80-108  |     |
| 1993 | 59 | .295 | 2037 | 390 | 600 | 102 | 18 | 54 | 348 | 900  | .442 | 228 | 35  | 411 | 39  | .372 | 22 | 32 | 83-119  |     |
| 1992 | 59 | .297 | 2032 | 404 | 604 | 105 | 18 | 62 | 363 | 931  | .458 | 231 | 33  | 405 |     | .378 | 20 | 24 | 94-128  |     |
| 1991 | 66 | .294 | 2265 | 422 | 667 | 138 | 17 | 57 | 364 | 1010 | .446 | 289 | 30  | 433 |     | .389 | 32 | 17 | 106-146 |     |
| 1990 | 67 | .289 | 2270 | 398 | 656 | 133 | 14 | 41 | 352 | 940  | .414 | 251 | 34  | 412 |     | .368 |    | 27 | 86-128  |     |
| 1989 | 62 | .280 | 2087 | 415 | 584 | 112 | 19 | 61 | 360 | 917  | .439 | 292 | 30  | 411 |     | .376 | 29 | 24 | 72-104  |     |
| 1988 | 62 | .280 | 2110 | 405 | 591 | 102 | 11 | 89 | 351 | 982  | .465 | 233 | 21  | 388 |     | .357 |    | 31 | 119-159 |     |
| 1987 | 62 | .283 | 1991 | 370 | 564 | 103 | 18 | 51 | 330 | 856  | .430 | 213 | 22  | 329 | 49  | .359 | 16 | 41 | 85-115  |     |
| 1986 | 61 | .272 | 1977 | 342 | 538 | 105 | 20 | 56 | 294 | 850  | .430 | 218 | 41  | 335 | 43  | .353 | 14 | 35 | 106-144 |     |
| 1985 | 69 | .247 | 2058 | 376 | 509 | 102 | 14 | 60 | 306 | 819  | .398 | 328 | 40  | 470 | 40  | .362 | 28 | 20 | 128-172 |     |
| 1984 | 51 | .284 | 1552 | 260 | 440 | 78  | 11 | 32 | 222 | 636  | .410 | 183 | 21  | 253 | 35  | .367 | 16 | 4  | 96-136  |     |
| 1983 | 44 | .284 | 1343 | 220 | 382 | 61  | 22 | 19 | 186 | 544  | .445 | 126 | 21  | 196 | 37  | .355 | 13 | 13 | 13-23   |     |
| 1982 | 33 | .209 | 893  | 119 | 187 | 27  | 8  | 3  | 94  | 239  | .238 | 132 | 12  | 154 | 17  | .319 | 5  | 12 | 22-28   |     |
| 1981 | 48 | .305 | 1405 | 259 | 428 | 68  | 19 | 13 | 225 | 573  | .408 | 192 | 18  | 183 | 33  | .395 | 15 | 24 | 34-42   |     |
| 1980 | 30 | .249 | 852  | 146 | 212 | 30  | 12 | 16 | 125 | 311  | .365 | 132 | 11  | 133 | 21  | .357 | 9  | 15 | 13-     |     |
| 1979 | 34 | .255 | 1006 | 166 | 256 | 53  | 10 | 18 | 148 | 383  | .381 | 142 | 9   | 167 |     | .352 | 13 | 22 | 31-     |     |
| 1978 | 39 | .246 | 1099 | 163 | 270 | 37  | 17 | 5  | 128 | 358  | .326 | 153 | 5   | 172 |     | .340 | 7  | 22 | 26-     |     |
| 1977 | 33 | .248 | 902  | 123 | 224 | 39  | 9  | 12 | 99  | 341  | .378 | 110 | 8   | 148 |     | .335 | 7  | 15 | 22-     |     |
| 1976 | 41 | .257 | 1170 | 194 | 301 | 53  | 20 | 7  | 156 | 415  | .355 | 183 | 17  | 199 |     | .366 |    |    | 17-     |     |
| 1975 | 31 | .251 | 926  | 136 | 232 | 29  | 12 | 9  | 116 | 312  | .337 | 101 | 13  | 153 | 9   | .333 | 5  | 17 | 17-     |     |
| 1974 | 28 | .292 | 926  | 172 | 270 | 38  | 11 | 28 | 138 | 414  | .447 | 113 | 5   | 155 | 15  | .372 | 3  | 12 | 22-     |     |
| 1973 | 24 | .263 | 695  | 90  | 183 | 35  | 8  | 9  | 82  | 260  | .374 |     |     |     |     |      | 1  | 7  | 7-      |     |
| 1972 | 28 | .242 | 814  | 90  | 197 | 26  | 8  | 11 | 76  | 256  | .314 |     |     |     |     |      | 4  | 15 | 3-      |     |
| 1971 | 27 | .272 | 860  | 117 | 234 | 33  | 14 | 8  | 105 | 321  | .373 |     |     |     |     |      |    |    | 6-      |     |
| 1970 | 23 | .202 | 726  | 68  | 147 | 20  | 6  | 4  | 56  | 191  | .263 |     |     |     |     |      | 0  | 6  | 3-      |     |
| 1969 | 16 | .209 | 540  | 45  | 113 | 7   | 2  | 3  | 29  | 122  | .226 |     |     |     |     |      | 2  | 2  | 0-      |     |
| 1968 | 20 | .211 | 650  | 64  | 137 | 15  | 6  | 2  | 51  | 170  | .262 |     |     |     |     |      | 3  | 9  | 5-      |     |
| 1967 | 22 | .201 | 702  | 82  | 141 | 16  | 6  | 6  | 55  | 186  | .265 |     |     |     |     |      | 3  | 4  | 1-      |     |
| 1966 | 20 | .250 | 672  | 104 | 168 | 10  | 12 | 6  | 55  | 219  | .326 |     |     |     |     |      | 6  | 5  | 12-     |     |
| 1965 | 19 | .258 | 651  | 120 | 168 | 25  | 12 | 17 | 116 | 268  | .412 |     |     |     |     |      | 3  | 7  | 5-      |     |
| 1964 | 20 | .240 | 642  | 94  | 154 | 16  | 9  | 3  | 67  | 194  | .302 |     |     |     |     |      | 3  | 18 | 3-      |     |
| 1963 | 23 | .251 | 625  | 98  | 157 | 21  | 7  | 8  | 76  | 207  | .331 |     |     |     |     |      | 5  | 6  | 7-      |     |
| 1962 | 16 | .245 | 531  | 80  | 130 | 11  | 7  | 10 | 65  | 184  | .347 |     |     |     |     |      | 1  | 4  | 3-      |     |
| 1961 | 19 | .258 | 507  | 98  | 131 | 21  | 10 | 2  | 73  | 174  | .343 |     |     |     |     |      |    | 3  | 0-      |     |
| 1960 | 20 | .276 | 569  | 138 | 157 | 20  | 15 | 8  | 87  | 231  | .406 |     |     |     |     |      | 2  | 0  | 0-      |     |
| 1959 | 15 | .272 | 408  | 97  | 111 | 16  | 7  | 5  | 70  | 156  | .382 |     |     |     |     |      | 2  | 7  | 6-      |     |
| 1958 | 17 | .259 | 455  | 62  | 118 | 13  | 4  | 7  | 48  | 160  | .352 |     |     |     |     |      | 1  | 2  | 2-      |     |
| 1957 | 20 | .240 | 354  | 50  | 85  | 7   | 4  | 2  | 38  | 106  | .299 |     |     |     |     |      | 0  | 9  | 4-      |     |
| 1956 | 24 | .253 | 518  | 101 | 131 | 14  | 9  | 2  | 63  | 169  | .326 |     |     |     |     |      | 1  | 12 | 13-     |     |
| 1955 | 15 | .255 | 298  | 89  | 76  | 17  | 5  | 2  | 44  | 109  | .366 |     |     |     |     |      |    | 7  | 2-      |     |
| 1954 | 17 | .278 | 370  | 89  | 103 | 12  | 1  | 9  | 47  | 144  | .389 |     |     |     |     |      | 2  | 4  | 4-      |     |
| 1953 | 11 | .259 | 332  | 68  | 86  | 17  | 6  | 4  | 35  | 127  | .383 |     |     |     |     |      |    | 4  | 4-      |     |
| 1952 | 15 | .276 | 402  | 79  | 111 | 8   | 3  | 9  | 41  | 152  | .378 |     |     |     |     |      |    | 0  | 7-      |     |
| 1951 | 14 | .242 | 343  | 71  | 83  | 9   | 1  | 1  | 34  | 97   | .283 |     |     |     |     |      |    | 6  | 8-      |     |
| 1950 | 12 | .229 | 288  | 29  | 66  | 6   | 1  | 1  | 16  | 77   | .267 |     |     |     |     |      | 2  | 2  | 8-      |     |
| 1949 | 20 | .265 | 476  | 128 | 126 | 15  | 2  | 4  | 67  | 157  | .330 |     |     |     |     |      | 5  | 4  | 15-     |     |
| 1948 | 22 | .296 | 791  | 170 | 234 | 25  | 10 | 16 | 87  | 327  | .413 |     |     |     |     |      |    | 8  | 17-     |     |
| 1947 | 13 | .288 | 285  | 70  | 82  | 12  | 10 | 10 | 48  | 139  | .488 |     |     |     |     |      |    | 3  | 6       | 24- |



# Year-by-Year Pitching/Defense Statistics

## Pitching Stats

| Year | G  | ERA  | IP    | H   | R   | ER  | BB  | SO  | 2B  | 3B | HR | WP | HBP | BK | CG | SHO | W-L     | SV |
|------|----|------|-------|-----|-----|-----|-----|-----|-----|----|----|----|-----|----|----|-----|---------|----|
| 2016 | 61 | 4.26 | 532.1 | 544 | 285 | 252 | 230 | 454 | 98  | 12 | 34 | 48 | 72  | 2  | 1  | 4   | 41-20   | 20 |
| 2015 | 55 | 3.14 | 495.1 | 456 | 215 | 173 | 167 | 388 | 71  | 6  | 24 | 35 | 47  | 2  | 4  | 10  | 36-18-1 | 15 |
| 2014 | 60 | 3.57 | 542.1 | 511 | 263 | 215 | 213 | 470 | 73  | 5  | 15 | 73 | 67  | 4  | 4  | 4   | 35-25   | 20 |
| 2013 | 57 | 3.74 | 507.2 | 487 | 253 | 211 | 207 | 417 | 85  | 6  | 21 | 31 | 54  | 1  | 6  | 2   | 30-27   | 14 |
| 2012 | 56 | 3.83 | 496.0 | 462 | 244 | 211 | 219 | 365 | 77  | 7  | 20 | 49 | 69  | 7  | 3  | 6   | 32-24   | 16 |
| 2011 | 58 | 3.49 | 523.2 | 517 | 267 | 203 | 201 | 350 | 80  | 8  | 31 | 44 | 55  | 5  | 5  | 5   | 39-19   | 13 |
| 2010 | 60 | 5.96 | 527.0 | 637 | 388 | 349 | 258 | 386 | 102 | 9  | 61 | 41 | 43  | 3  | 2  | 3   | 36-24   | 14 |
| 2009 | 66 | 5.14 | 571.0 | 638 | 387 | 326 | 250 | 438 | 104 | 10 | 68 | 53 | 50  | 5  | 2  | 3   | 40-26   | 17 |
| 2008 | 64 | 4.78 | 560.2 | 594 | 360 | 298 | 289 | 450 | 95  | 5  | 49 | 72 | 49  | 8  | 2  | 6   | 42-22   | 20 |
| 2007 | 62 | 3.79 | 544.0 | 541 | 269 | 229 | 180 | 416 | 72  | 7  | 36 | 65 | 53  | 3  | 7  | 6   | 39-23   | 13 |
| 2006 | 62 | 4.80 | 538.0 | 613 | 328 | 287 | 211 | 416 | 95  | 10 | 54 | 44 | 40  | 6  | 3  | 2   | 39-23   | 16 |
| 2005 | 62 | 5.13 | 552.1 | 642 | 361 | 315 | 202 | 444 | 142 | 14 | 62 | 27 | 40  | 5  | 3  | 1   | 41-21   | 15 |
| 2004 | 64 | 4.77 | 562.0 | 613 | 356 | 298 | 224 | 468 | 103 | 8  | 59 | 47 | 47  | 11 | 3  | 4   | 45-19   | 14 |
| 2003 | 63 | 3.45 | 555.2 | 543 | 276 | 213 | 219 | 460 | 87  | 4  | 45 | 40 | 33  | 6  | 5  | 5   | 47-16   | 19 |
| 2002 | 58 | 4.07 | 517.2 | 536 | 289 | 234 | 213 | 393 | 87  | 14 | 34 | 48 | 36  | 15 | 6  | 5   | 36-22   | 9  |
| 2001 | 59 | 4.46 | 511.0 | 554 | 318 | 253 | 219 | 403 | 98  | 13 | 39 | 38 | 34  | 6  | 4  | 2   | 27-32   | 12 |
| 2000 | 58 | 4.71 | 506.0 | 546 | 327 | 265 | 248 | 414 | 107 | 8  | 52 | 53 | 35  | 3  | 3  | 4   | 32-26   | 7  |
| 1999 | 63 | 5.27 | 553.1 | 619 | 383 | 324 | 221 | 373 | 114 | 11 | 65 | 67 | 53  | 7  | 0  | 1   | 40-23   | 16 |
| 1998 | 58 | 5.82 | 502.2 | 610 | 384 | 325 | 231 | 366 | 109 | 10 | 68 | 56 | 24  | 3  | 6  | 4   | 30-28   | 9  |
| 1997 | 57 | 5.65 | 502.0 | 591 | 398 | 315 | 223 | 418 | 121 | 12 | 63 | 54 | 32  | 3  | 3  | 1   | 34-23   | 9  |
| 1996 | 60 | 4.59 | 523.0 | 514 | 316 | 267 | 242 | 502 | 75  | 10 | 42 | 45 | 39  | 8  | 8  | 3   | 32-28   | 9  |
| 1995 | 60 | 4.13 | 532.0 | 534 | 323 | 244 | 250 | 524 | 102 | 11 | 44 | 51 | 20  | 2  | 4  | 8   | 36-24   | 8  |
| 1994 | 61 | 4.81 | 535.2 | 582 | 370 | 286 | 285 | 396 | 97  | 20 | 39 | 70 | 21  | 5  | 16 | 3   | 37-23   | 6  |
| 1993 | 59 | 4.75 | 513.0 | 550 | 367 | 271 | 251 | 437 | 98  | 11 | 45 | 41 | 30  | 0  | 13 | 0   | 33-26   | 10 |
| 1992 | 59 | 4.77 | 511.1 | 564 | 364 | 271 | 270 | 418 | 109 | 14 | 41 | 53 | 44  |    | 18 | 1   | 31-28   | 7  |
| 1991 | 66 | 3.57 | 572.2 | 546 | 306 | 227 | 258 | 504 | 91  | 7  | 32 | 52 | 43  |    | 6  | 6   | 42-24   | 23 |
| 1990 | 67 | 4.28 | 576.1 | 572 | 340 | 274 | 262 | 501 | 96  | 11 | 40 | 66 | 39  |    | 28 | 5   | 42-25   | 9  |
| 1989 | 62 | 4.21 | 539.0 | 557 | 338 | 252 | 316 | 470 | 75  | 16 | 36 | 45 | 24  |    | 15 | 6   | 36-26   | 12 |
| 1988 | 62 | 4.71 | 539.1 | 585 | 348 | 282 | 268 | 424 | 108 | 6  | 44 | 39 | 19  |    | 15 | 2   | 36-26   | 10 |
| 1987 | 62 | 4.06 | 510.1 | 512 | 325 | 230 | 278 | 394 | 71  | 9  | 35 | 56 | 17  | 5  | 14 | 1   | 37-25   | 10 |
| 1986 | 61 | 4.46 | 508.1 | 492 | 316 | 252 | 287 | 483 | 65  | 20 | 52 | 36 | 25  | 6  | 20 | 3   | 31-30   | 8  |
| 1985 | 69 | 5.82 | 541.0 | 658 | 482 | 350 | 358 | 329 | 121 | 18 | 44 | 38 | 16  | 2  | 8  | 3   | 28-41   | 14 |
| 1984 | 51 | 8.07 | 373.2 | 483 | 399 | 355 | 285 | 226 | 95  | 12 | 50 | 38 | 26  | 3  | 5  | 1   | 13-36   | 4  |
| 1983 | 44 | 7.50 | 323.0 | 441 | 350 | 269 | 241 | 157 | 75  | 13 | 48 | 48 | 11  | 7  | 11 | 0   | 11-33   | 3  |
| 1982 | 33 | 7.10 | 237.0 | 301 | 229 | 187 | 137 | 115 | 46  | 17 | 19 | 28 | 9   | 3  | 13 | 1   | 9-24    | 1  |
| 1981 | 48 | 5.47 | 349.0 | 425 | 265 | 212 | 182 | 171 | 75  | 10 | 30 | 29 | 9   | 0  | 22 | 2   | 23-26   | 1  |
| 1980 | 30 | 4.69 | 226.1 | 253 | 145 | 118 | 101 | 99  | 39  | 5  | 14 | 17 | 10  |    | 13 | 3   | 17-13   | 1  |
| 1979 | 34 | 5.77 | 264.2 | 322 | 192 | 164 | 175 | 180 | 45  | 18 | 12 |    | 11  |    | 11 | 2   | 13-21   | 3  |
| 1978 | 39 | 5.47 | 298.0 | 330 | 261 | 181 | 199 | 198 |     |    |    |    |     |    | 16 | 1   | 15-24   | 3  |
| 1977 | 33 | 4.21 | 239.1 | 216 | 159 | 112 | 177 | 159 |     |    |    |    |     |    | 14 | 4   | 17-16   | 1  |
| 1976 | 41 | 3.92 | 303.0 | 299 | 195 | 132 | 154 | 182 |     |    |    | 19 | 15  |    | 16 | 2   | 20-21   | 3  |
| 1975 | 22 | 4.11 | 236.1 | 213 | 136 | 108 | 131 | 124 |     |    |    | 10 | 13  |    | 13 | 5   | 15-16   | 2  |
| 1974 | 28 | 5.25 | 228.0 | 284 | 191 | 133 | 127 | 108 | 37  | 14 | 12 | 20 | 9   |    | 7  | 1   | 16-12   | 5  |
| 1973 | 24 | 3.78 | 181.0 | 173 | 101 | 76  | 71  | 126 |     |    |    | 4  | 2   | 1  | 12 | 2   | 12-12   | 1  |
| 1972 | 28 | 3.57 | 221.2 | 207 | 117 | 88  | 72  | 194 |     |    |    | 12 |     |    | 17 | 4   | 12-16   | 0  |
| 1971 | 27 | 2.63 | 225.2 | 194 | 78  | 62  | 86  | 213 |     |    |    |    |     |    | 17 | 6   | 17-10   | 0  |
| 1970 | 23 | 1.79 | 195.2 | 151 | 70  | 39  | 66  | 157 |     |    |    | 3  | 3   |    | 16 | 4   | 10-13   | 1  |

## Defensive Stats

| Year | Chances | Putouts | Assists | Errors | Fld. % |
|------|---------|---------|---------|--------|--------|
| 2016 | 2296    | 1597    | 646     | 53     | .977   |
| 2015 | 2148    | 1486    | 610     | 52     | .976   |
| 2014 | 2362    | 1627    | 635     | 100    | .958   |
| 2013 | 2187    | 1523    | 598     | 66     | .970   |
| 2012 | 2178    | 1488    | 633     | 57     | .974   |
| 2011 | 2385    | 1571    | 727     | 87     | .964   |
| 2010 | 2393    | 1581    | 739     | 73     | .969   |
| 2009 | 2566    | 1713    | 767     | 86     | .966   |
| 2008 | 2500    | 1682    | 731     | 87     | .965   |
| 2007 | 2404    | 1632    | 707     | 65     | .973   |
| 2006 | 2386    | 1614    | 688     | 84     | .965   |
| 2005 | 2407    | 1657    | 669     | 81     | .966   |
| 2004 | 2438    | 1686    | 682     | 70     | .971   |
| 2003 | 2416    | 1662    | 677     | 77     | .968   |
| 2002 | 2293    | 1553    | 653     | 87     | .962   |
| 2001 | 2313    | 1533    | 685     | 95     | .959   |
| 2000 | 2321    | 1518    | 704     | 99     | .957   |
| 1999 | 2532    | 1660    | 780     | 92     | .964   |
| 1998 | 2331    | 1508    | 719     | 104    | .955   |
| 1997 | 2341    | 1506    | 735     | 100    | .957   |
| 1996 | 2343    | 1569    | 662     | 112    | .952   |
| 1995 | 2391    | 1596    | 685     | 110    | .954   |
| 1994 | 2445    | 1607    | 738     | 100    | .959   |
| 1993 | 2348    | 1539    | 685     | 124    | .947   |
| 1992 | 2256    | 1531    | 603     | 122    | .946   |
| 1991 | 2589    | 1718    | 735     | 136    | .947   |
| 1990 | 2542    | 1728    | 706     | 108    | .958   |
| 1989 | 2381    | 1614    | 656     | 111    | .953   |
| 1988 | 2437    | 1618    | 708     | 111    | .954   |
| 1987 | 2321    | 1531    | 676     | 114    | .951   |
| 1986 | 2266    | 1527    | 621     | 118    | .948   |
| 1985 | 2507    | 1623    | 708     | 176    | .927   |
| 1984 | 1700    | 1121    | 481     | 98     | .942   |
| 1983 | 1489    | 966     | 422     | 101    | .932   |
| 1982 | 1061    | 711     | 293     | 57     | .946   |
| 1981 | 1599    | 1047    | 474     | 78     | .951   |
| 1980 | 1059    | 679     | 312     | 68     | .936   |
| 1979 | 1220    | 794     | 348     | 78     | .936   |
| 1978 | 1158    | 764     | 306     | 88     | .924   |
| 1977 | 1050    | 693     | 287     | 70     | .933   |
| 1976 | —       | —       | —       | —      | —      |
| 1975 | 936     | 718     | 286     | 42     | .955   |
| 1974 | 1039    | 684     | 296     | 59     | .943   |



# Year-by-Year Leaders

## At Bats

|      |                   |     |
|------|-------------------|-----|
| 1947 | John LeGros       | 32  |
| 1948 | Bubba Phillips    | 96  |
| 1949 | Muss Freeman      | 55  |
|      | Hop Stevens       | 55  |
|      | Reese Snell       | 55  |
| 1950 | Tom Bishop        | 38  |
| 1951 | David Melton      | 41  |
| 1952 | Bill Allgood      | 51  |
| 1953 | Sam Miley         | 40  |
| 1954 | Nick Revon        | 47  |
| 1955 | Micky Harrington  | 36  |
| 1956 | Tick Scott        | 57  |
| 1957 | Ken Fischer       | 44  |
| 1958 | William Coats     | 59  |
| 1959 | Tom Ryan          | 48  |
| 1960 | Richard Moziejko  | 66  |
| 1961 | Jim Green         | 59  |
| 1962 | Jim Green         | 59  |
| 1963 | Billy Lott        | 72  |
| 1964 | Billy Devrow      | 86  |
| 1965 | Billy Devrow      | 81  |
| 1966 | Gary Hannan       | 75  |
| 1967 | Frank Baker       | 89  |
| 1968 | Rod Windham       | 79  |
| 1969 | Tony Chance       | 68  |
| 1970 | Joel Williams     | 92  |
| 1971 | Eddie Chanove     | 96  |
| 1972 | Perry Bracey      | 100 |
| 1973 | Perry Bracey      | 85  |
| 1974 | Gary Cannizaro    | 107 |
| 1975 | Billy Breene      | 107 |
| 1976 | Ricky Sutherland  | 144 |
| 1977 | Terry Lovdahl     | 101 |
| 1978 | Johnny Kenna      | 120 |
| 1979 | Terry Lovdahl     | 113 |
| 1980 | Jimmy Addison     | 100 |
| 1981 | Doug Pearson      | 169 |
| 1982 | Doug Pearson      | 100 |
| 1983 | Greg Bryant       | 141 |
| 1984 | Greg Bryant       | 178 |
| 1985 | Ive Burnett       | 229 |
| 1986 | Greg Conner       | 225 |
| 1987 | Doug Cronk        | 217 |
| 1988 | Fred Cooley       | 244 |
| 1989 | Scotty Jurich     | 257 |
| 1990 | Kevin Young       | 252 |
| 1991 | Scotty Jurich     | 279 |
| 1992 | Tommy Davis       | 243 |
| 1993 | Tommy Davis       | 245 |
| 1994 | Shane Pullen      | 256 |
| 1995 | Eric Eckstein     | 240 |
| 1996 | Chris Hesse       | 232 |
| 1997 | Kyle Logan        | 222 |
| 1998 | Jeremy Schied     | 241 |
| 1999 | Michael Artman    | 260 |
| 2000 | Josh Hoffpauir    | 243 |
| 2001 | Jeff Cook         | 245 |
| 2002 | Jeff Cook         | 245 |
|      | Carlos Velasquez  | 245 |
| 2003 | Jeff Cook         | 254 |
|      | Clint King        | 254 |
| 2004 | Matt Shepherd     | 275 |
| 2005 | Trey Sutton       | 253 |
| 2006 | Toddric Johnson   | 259 |
| 2007 | Brian Dozier      | 248 |
| 2008 | Brian Dozier      | 269 |
| 2009 | Taylor Walker     | 243 |
| 2010 | Taylor Walker     | 244 |
| 2011 | Kameron Brunty    | 236 |
| 2012 | Mason Robbins     | 215 |
| 2013 | Mason Robbins     | 224 |
| 2014 | Mason Robbins     | 240 |
| 2015 | Dylan Burdeaux    | 212 |
| 2016 | Dylan Burdeaux    | 257 |
| 1956 | Steve Mitchell    | 375 |
| 1957 | Bob Longordo      | 320 |
| 1958 | Tommy Morrow      | 405 |
| 1959 | Tommy Morrow      | 419 |
| 1960 | Don Fuell         | 375 |
| 1961 | Charles Dedwylder | 358 |
| 1962 | John Greschuk     | 480 |
| 1963 | Teno Henderson    | 348 |
| 1964 | Joe Lott          | 386 |
| 1965 | Doug Satcher      | 348 |
| 1966 | George Sumrall    | 324 |
|      | Joe Lott          | 324 |
| 1967 | Rod Windham       | 308 |
| 1968 | Joel Williams     | 296 |
| 1969 | Fred Beckler      | 308 |
| 1970 | John Vitrano      | 273 |
| 1971 | Tommy Monroe      | 337 |
| 1972 | Wilson Plunkett   | 337 |
| 1973 | Wilson Plunkett   | 405 |
| 1974 | Wilson Plunkett   | 453 |
| 1975 | Ricky Sutherland  | 320 |
| 1976 | Gary Cannizaro    | 344 |
| 1977 | Lyle Foret        | 333 |
| 1978 | Doug Taylor       | 289 |
| 1979 | Jimmy Addison     | 296 |
| 1980 | Tom Rigby         | 423 |
| 1981 | Doug Pearson      | 379 |
| 1982 | David Deaton      | 325 |
| 1983 | Reed Allison      | 364 |
| 1984 | Greg Bryant       | 326 |
| 1985 | Juan Vasquez      | 316 |
| 1986 | Greg Conner       | 328 |
| 1987 | Doug Cronk        | 318 |
| 1988 | Fred Cooley       | 353 |
| 1989 | Fred Cooley       | 352 |
| 1990 | Kevin Young       | 379 |
| 1991 | Todd Nace         | 392 |
| 1992 | Bill Selby        | 387 |
| 1993 | Tommy Davis       | 343 |
| 1994 | Tommy Davis       | 409 |
| 1995 | Derek Reams       | 303 |
| 1996 | Jeff Davis        | 364 |
| 1997 | Jeremy Schied     | 402 |
| 1998 | Cliff Wren        | 387 |
| 1999 | Michael Artman    | 408 |
| 2000 | Chris Finnegan    | 365 |
|      | Darren Welch      | 365 |
| 2001 | Jeff Cook         | 339 |
| 2002 | Allen Winningham  | 366 |
| 2003 | Clint King        | 394 |
| 2004 | Jarrett Hoffpauir | 405 |
| 2005 | Marc Maddox       | 359 |
| 2006 | Trey Sutton       | 375 |
| 2007 | Trey Sutton       | 368 |
| 2008 | James Ewing       | 359 |
| 2009 | Bo Davis          | 359 |
| 2010 | B.A. Vollmuth     | 386 |
| 2011 | Tyler Koelling    | 362 |
| 2012 | Ashley Graeter    | 346 |
| 2013 | Isaac Rodriguez   | 348 |
| 2014 | Matt Durst        | 277 |
| 2015 | Matt Durst        | 314 |
| 2016 | Tim Lynch         | 365 |
| 1969 | Tommy Monroe      | 10  |
| 1970 | Joel Williams     | 8   |
| 1971 | John Vitrano      | 16  |
| 1972 | Tommy Monroe      | 15  |
|      | Tony Chance       | 15  |
| 1973 | Tommy Monroe      | 18  |
| 1974 | Wilson Plunkett   | 20  |
| 1975 | Wilson Plunkett   | 37  |
| 1976 | Billy Beene       | 19  |
| 1977 | Dennis Rosetto    | 30  |
| 1978 | David Terry       | 25  |
| 1979 | Johnny Kenna      | 20  |
| 1980 | Dean Higdon       | 23  |
| 1981 | Tom Rigby         | 20  |
| 1982 | Doug Pearson      | 43  |
| 1983 | Doug Pearson      | 16  |
| 1984 | Greg Bryant       | 30  |
|      | Greg Bryant       | 29  |
|      | Ben Chancey       | 29  |
| 1985 | Tommy Sims        | 48  |
| 1986 | Greg Conner       | 73  |
| 1987 | Doug Cronk        | 61  |
| 1988 | Fred Cooley       | 70  |
| 1989 | Fred Cooley       | 86  |
| 1990 | Kevin Young       | 75  |
| 1991 | Bill Selby        | 53  |
| 1992 | Bill Selby        | 65  |
| 1993 | Tommy Davis       | 69  |
| 1994 | Tommy Davis       | 82  |
| 1995 | Brent Moser       | 55  |
| 1996 | Cliff Wren        | 56  |
| 1997 | Braxton Whitehead | 63  |
| 1998 | Jeremy Schied     | 81  |
| 1999 | Dusty Haley       | 65  |
| 2000 | Chris Finnegan    | 58  |
| 2001 | Jeff Cook         | 38  |
| 2002 | Jeff Cook         | 63  |
| 2003 | Clint King        | 77  |
| 2004 | Jarrett Hoffpauir | 92  |
| 2005 | Brad Willcutt     | 82  |
| 2006 | Marc Maddox       | 70  |
| 2007 | Michael Ewing     | 48  |
| 2008 | Brian Dozier      | 46  |
|      | James Ewing       | 46  |
| 2009 | Joey Archer       | 62  |
| 2010 | B.A. Vollmuth     | 76  |
| 2011 | B.A. Vollmuth     | 49  |
| 2012 | Blake Brown       | 41  |
| 2013 | Mason Robbins     | 40  |
| 2014 | Matt Durst        | 42  |
| 2015 | Matt Durst        | 32  |
|      | Tim Lynch         | 32  |
| 2016 | Tim Lynch         | 59  |

## Hits

|      |                   |    |
|------|-------------------|----|
| 1947 | John LeGros       | 14 |
| 1948 | Bubba Phillips    | 36 |
| 1949 | Eddie Langford    | 18 |
| 1950 | Tom Bishop        | 13 |
| 1951 | Davis Melton      | 16 |
| 1952 | Micky Harrington  | 17 |
| 1953 | Sam Miley         | 13 |
|      | Micky Harrington  | 13 |
|      | Micky Harrington  | 18 |
| 1954 | Jim Davenport     | 18 |
|      | Doug Barfield     | 11 |
| 1955 | Steve Mitchell    | 18 |
| 1956 | John Vodicka      | 12 |
| 1957 | Steve Mitchell    | 12 |
|      | Tommy Morrow      | 17 |
| 1958 | Tommy Morrow      | 18 |
| 1959 | Don Fuell         | 24 |
| 1960 | Charles Dedwylder | 19 |
| 1961 | John Greschuk     | 24 |
| 1962 | Teno Henderson    | 24 |
| 1963 | Doug Satcher      | 25 |
| 1964 | Billy Devrow      | 26 |
| 1965 | Gary Hannan       | 26 |
|      | George Sumrall    | 24 |
| 1966 | Frank Baker       | 19 |
| 1967 | George Sumrall    | 19 |
|      | Gary Hannan       | 19 |
| 1968 | Rod Windham       | 22 |
| 1969 | Fred Beckler      | 16 |
| 1970 | John Vitrano      | 21 |
| 1971 | Tommy Monroe      | 31 |
| 1972 | Wilson Plunkett   | 28 |

## Batting Average

|      |                  |      |
|------|------------------|------|
| 1947 | John LeGros      | .438 |
| 1948 | Fred Waters      | .391 |
| 1949 | Cliff Coggin     | .421 |
| 1950 | Tom Bishop       | .342 |
| 1951 | Tom Bishop       | .435 |
| 1952 | Micky Harrington | .378 |
| 1953 | Micky Harrington | .333 |
|      | Nick Revon       | .333 |
| 1954 | Jim Davenport    | .439 |
| 1955 | Tick Scott       | .455 |

## Runs Batted In

|      |                    |    |
|------|--------------------|----|
| 1947 | John LeGros        | 8  |
| 1948 | Wayne Jackson      | 19 |
| 1949 | Muss Freeman       | 13 |
| 1950 | George Kelly       | 4  |
| 1951 | Tom LeGros         | 6  |
| 1952 | Jim Davenport      | 11 |
| 1953 | Micky Harrington   | 10 |
| 1954 | Micky Harrington   | 12 |
| 1955 | Tick Scott         | 8  |
| 1956 | Ken Fisher         | 11 |
| 1957 | John Vodicka       | 9  |
| 1958 | Red Wells          | 8  |
| 1959 | Tommy Morrow       | 11 |
| 1960 | Chas Hollingsworth | 11 |
| 1961 | Charles Dedwylder  | 15 |
| 1962 | John Greschuk      | 16 |
| 1963 | Jim Green          | 13 |
| 1964 | Joe Lott           | 14 |
| 1965 | Billy Devrow       | 20 |
| 1966 | Joe Lott           | 11 |
| 1967 | Jackie McCaskill   | 11 |
| 1968 | Rod Windham        | 10 |





# Year-by-Year Leaders

|      |                   |     |
|------|-------------------|-----|
| 1973 | Wilson Plunkett   | 32  |
| 1974 | Wilson Plunkett   | 39  |
| 1975 | Ricky Sutherland  | 33  |
| 1976 | Gary Cannizarro   | 45  |
| 1977 | Lyle Foret        | 32  |
| 1978 | Johnny Kenna      | 31  |
| 1979 | Jimmy Addison     | 32  |
| 1980 | Tom Rigby         | 30  |
| 1981 | Doug Pearson      | 64  |
| 1982 | David Deaton      | 26  |
| 1983 | Greg Bryant       | 48  |
| 1984 | Greg Bryant       | 58  |
| 1985 | Juan Vasquez      | 67  |
|      | Mike Glassman     | 67  |
| 1986 | Greg Conner       | 76  |
| 1987 | Doug Cronk        | 69  |
| 1988 | Fred Cooley       | 86  |
| 1989 | Scotty Jurich     | 89  |
| 1990 | Kevin Young       | 96  |
| 1991 | Todd Nace         | 105 |
| 1992 | Bill Selby        | 86  |
| 1993 | Tommy Davis       | 84  |
| 1994 | Tommy Davis       | 103 |
| 1995 | Derek Reams       | 67  |
|      | Eric Eckstein     | 67  |
| 1996 | Cliff Wren        | 77  |
| 1997 | Jeremy Albritton  | 87  |
| 1998 | Jeremy Schied     | 88  |
| 1999 | Michael Artman    | 106 |
| 2000 | Chris Finnegan    | 88  |
| 2001 | Jeff Cook         | 83  |
| 2002 | Jeff Cook         | 82  |
| 2003 | Clint King        | 100 |
| 2004 | Jarrett Hoffpauir | 109 |
| 2005 | Jason Lowery      | 93  |
| 2006 | Toddric Johnson   | 94  |
| 2007 | Trey Sutton       | 88  |
| 2008 | Brian Dozier      | 92  |
| 2009 | Kameron Brundy    | 77  |
| 2010 | B.A. Vollmuth     | 91  |
| 2011 | Tyler Koelling    | 84  |
| 2012 | Ashley Graeter    | 74  |
| 2013 | Mason Robbins     | 71  |
| 2014 | Mason Robbins     | 64  |
| 2015 | Matt Durst        | 65  |
| 2016 | Dylan Burdeaux    | 86  |

## Doubles

|      |                  |   |
|------|------------------|---|
| 1947 | Sawyer Sims      | 2 |
|      | Bubba Phillips   | 2 |
|      | Bucky Waters     | 2 |
|      | Red Hodges       | 2 |
| 1948 | Danny Maras      | 5 |
| 1949 | George Kelly     | 4 |
| 1950 | George Kelly     | 2 |
| 1951 | David Melton     | 3 |
| 1952 | Micky Harrington | 3 |
| 1953 | Hub Waters       | 4 |
|      | Nick Revon       | 4 |
| 1954 | Jim Davenport    | 4 |
| 1955 | Doug Marfield    | 4 |
|      | Micky Harrington | 4 |
| 1956 | Alvin Endt       | 3 |
| 1957 | Doug Barfield    | 2 |
| 1958 | Lester McIntyre  | 3 |
|      | Tom Morrow       | 3 |
| 1959 | Tom Morrow       | 5 |
| 1960 | Richard Moziejko | 7 |
| 1961 | Les McIntyre     | 7 |
| 1962 | Jim Crawford     | 3 |
|      | Pete Quave       | 3 |
| 1963 | Terry Silva      | 4 |
| 1964 | Pete Hays        | 3 |
|      | Doug Satcher     | 3 |
|      | Joe Lott         | 3 |
| 1965 | Gary Hannan      | 5 |
| 1966 | Gary Hannan      | 3 |
| 1967 | John Vitrano     | 5 |
| 1968 | Jackie McCaskill | 3 |
|      | Rod Windham      | 3 |
| 1969 | David Abbey      | 2 |
| 1970 | John Vitrano     | 5 |
| 1971 | Tommy Monroe     | 9 |
| 1972 | Tommy Monroe     | 4 |
|      | Wilson Plunkett  | 4 |
|      | Jack Rodriguez   | 4 |
|      | Daryl Lauderdale | 4 |

|      |                   |    |
|------|-------------------|----|
| 1973 | Wilson Plunkett   | 9  |
| 1974 | Daryl Lauderdale  | 7  |
| 1975 | Ricky Sutherland  | 7  |
| 1976 | Dennis Rosello    | 17 |
| 1977 | Dean Higdon       | 7  |
| 1978 | Johnny Kenna      | 7  |
| 1979 | Terry Lovdahl     | 9  |
| 1980 | Tom Rigby         | 7  |
| 1981 | Doug Pearson      | 14 |
| 1982 | Stan Massengale   | 5  |
| 1983 | Greg Bryant       | 8  |
| 1984 | Alan Powers       | 14 |
| 1985 | Ive Burnett       | 20 |
| 1986 | Kenny Graves      | 15 |
| 1987 | Doug Cronk        | 12 |
|      | Fred Cooley       | 12 |
|      | Sylvester Love    | 12 |
| 1988 | Fred Cooley       | 14 |
|      | Doug Cronk        | 14 |
| 1989 | Scotty Jurich     | 18 |
| 1990 | Kevin Young       | 26 |
| 1991 | Bill Selby        | 31 |
| 1992 | Bill Selby        | 24 |
| 1993 | Tommy Davis       | 15 |
| 1994 | Tommy Davis       | 24 |
| 1995 | Eric Eckstein     | 20 |
| 1996 | Brent Mozer       | 17 |
| 1997 | Kyle Logan        | 17 |
| 1998 | Jeremy Schied     | 25 |
| 1999 | Darren Welch      | 17 |
| 2000 | Darren Welch      | 23 |
| 2001 | Jeff Cook         | 18 |
| 2002 | Allen Winningham  | 19 |
|      | Clint Stoy        | 19 |
| 2003 | Clint King        | 23 |
| 2004 | Jarrett Hoffpauir | 27 |
|      | Matt Shepherd     | 27 |
| 2005 | Brad Willcutt     | 21 |
| 2006 | Michael Eving     | 15 |
| 2007 | Trey Sutton       | 18 |
| 2008 | Brian Dozier      | 17 |
| 2009 | Corey Stevens     | 15 |
| 2010 | B.A. Vollmuth     | 17 |
| 2011 | Tyler Koelling    | 18 |
| 2012 | Ashley Graeter    | 15 |
| 2013 | Isaac Rodriguez   | 15 |
| 2014 | Mason Robbins     | 14 |
| 2015 | Chase Scott       | 14 |
| 2016 | Nick Dawson       | 19 |

## Triples

|      |                    |   |
|------|--------------------|---|
| 1947 | Ray Pressley       | 3 |
| 1948 | Fred Waters        | 3 |
|      | Danny Maras        | 3 |
| 1949 | Eddie Langford     | 1 |
|      | Tom LeGros         | 1 |
| 1950 | Tom Bishop         | 1 |
| 1951 | David Melton       | 1 |
| 1952 | Bill Allgood       | 1 |
|      | Jeep Clark         | 1 |
|      | James Davenport    | 1 |
| 1953 | Hub Waters         | 2 |
|      | Micky Harrington   | 2 |
| 1954 | H.L. Pepper        | 1 |
| 1955 | Five players with  | 3 |
| 1956 | Jack Akins         | 2 |
|      | Gary Prather       | 2 |
| 1957 | Jerry Vodicka      | 2 |
|      | Bo Dickinson       | 2 |
| 1958 | William Coats      | 1 |
|      | Red Wells          | 1 |
|      | Tom Morrow         | 1 |
| 1959 | Tom Morrow         | 3 |
| 1960 | Wayne Lekick       | 3 |
| 1961 | Carl Hollingsworth | 4 |
| 1962 | Jim Green          | 2 |
|      | John Greschek      | 2 |
| 1963 | Jim Green          | 3 |
| 1964 | Bill Cutillo       | 3 |
| 1965 | Billy Devrow       | 3 |
|      | Doug Satcher       | 3 |
| 1966 | Billy Devrow       | 4 |
| 1967 | Frank Baker        | 2 |
|      | John Vitrano       | 2 |
|      | Rod Windham        | 2 |
| 1968 | Rod Windham        | 3 |
| 1969 | Rich Corsetto      | 1 |

|      |                   |   |
|------|-------------------|---|
| 1970 | George Rasco      | 1 |
|      | Lionel Fayard     | 3 |
| 1971 | David Abbey       | 3 |
| 1972 | Sammy Frichter    | 2 |
|      | Eddie Chanove     | 2 |
|      | Wilson Plunkett   | 2 |
| 1973 | Daryl Lauderdale  | 3 |
| 1974 | Daryl Lauderdale  | 3 |
| 1975 | Gary Cannizarro   | 5 |
| 1976 | Ricky Sutherland  | 5 |
| 1977 | David Terry       | 3 |
| 1978 | Dean Higdon       | 5 |
| 1979 | Dean Higdon       | 3 |
| 1980 | Jimmy Addison     | 4 |
| 1981 | Jeff Eure         | 5 |
| 1982 | Doug Pearson      | 2 |
|      | Bobby Herring     | 2 |
|      | Jeff Eure         | 2 |
| 1983 | Greg Bryant       | 6 |
| 1984 | Greg Bryant       | 2 |
|      | Brian Kozlowski   | 2 |
|      | Jeff Hogg         | 2 |
| 1985 | Five players with | 2 |
| 1986 | Sylvester Love    | 4 |
| 1987 | Sylvester Love    | 3 |
|      | Kevin Karlin      | 3 |
|      | John Migliore     | 3 |
| 1988 | Fred Cooley       | 3 |
|      | Sylvester Love    | 3 |
| 1989 | Scotty Jurich     | 5 |
| 1990 | Kevin Young       | 3 |
| 1991 | Doug Benefiel     | 4 |
| 1992 | Chad Hebert       | 5 |
| 1993 | Tommy Davis       | 4 |
|      | Chris Logan       | 4 |
| 1994 | Kyle Logan        | 7 |
| 1995 | Kevin Bentley     | 2 |
|      | Jason Cochran     | 2 |
| 1996 | Kyle Logan        | 3 |
|      | Jared Martin      | 3 |
| 1997 | Jared Martin      | 2 |
|      | Chris Hesse       | 2 |
|      | Braxton Whitehead | 2 |
| 1998 | Cliff Wren        | 4 |
|      | Scott Cheek       | 4 |
| 1999 | Eric McMaster     | 4 |
| 2000 | DeQuincy Scott    | 2 |
|      | Greg Wooley       | 2 |
| 2001 | Jeff Cook         | 3 |
|      | Michael Artman    | 3 |
| 2002 | Jarrett Hoffpauir | 2 |
|      | Griff Israel      | 2 |
| 2003 | Matt Shepherd     | 4 |
| 2004 | Matt Shepherd     | 6 |
| 2005 | Trey Sutton       | 4 |
| 2006 | Bo Davis          | 5 |
| 2007 | Trey Sutton       | 3 |
| 2008 | Bo Davis          | 5 |
| 2009 | Bo Davis          | 4 |
|      | Kameron Brundy    | 4 |
|      | Tyler Koelling    | 4 |
| 2010 | Kameron Brundy    | 6 |
| 2012 | Mason Robbins     | 5 |
| 2013 | Chase Fowler      | 3 |
| 2014 | Mason Robbins     | 2 |
| 2015 | Daniel Keating    | 3 |
| 2016 | Jake Sandlin      | 3 |

## Home Runs

|      |                  |   |
|------|------------------|---|
| 1947 | John LeGros      | 3 |
| 1948 | Wayne Jackson    | 4 |
| 1949 | Muss Freeman     | 1 |
|      | Cliff Coggin     | 1 |
|      | George Kelly     | 1 |
|      | Tom LeGros       | 1 |
| 1950 | Davis Melton     | 1 |
| 1951 | Tom LeGros       | 1 |
| 1952 | Jim Davenport    | 3 |
| 1953 | Micky Harrington | 3 |
| 1954 | Micky Harrington | 3 |
| 1955 | Ken Fisher       | 1 |
|      | Tick Scott       | 1 |
| 1956 | Doug Barfield    | 1 |
|      | Steve Mitchell   | 1 |
| 1957 | John Vodicka     | 2 |
| 1958 | Les McIntyre     | 2 |
| 1959 | Tom Ryan         | 1 |





# Year-by-Year Leaders

|      |                   |    |
|------|-------------------|----|
| 2004 | Austin Tubb       | 32 |
| 2005 | Daniel Best       | 30 |
| 2006 | Daniel Best       | 31 |
| 2007 | Tyler Conn        | 31 |
| 2008 | Wade Weathers     | 32 |
| 2009 | Jonathan Johnston | 30 |
| 2010 | Collin Cargill    | 27 |
| 2011 | Collin Cargill    | 25 |
| 2012 | Bradley Roney     | 20 |
|      | Cody Livingston   | 20 |
| 2013 | Jay Myrick        | 19 |
| 2014 | Luke Lowery       | 22 |
| 2015 | Luke Lowery       | 27 |
| 2016 | Luke Lowery       | 28 |

## Earned Run Average

|      |                  |      |
|------|------------------|------|
| 1970 | Rich Corsetto    | 0.97 |
| 1971 | Bobby Muhs       | 1.29 |
| 1972 | Bobby Muhs       | 2.57 |
| 1973 | Buddy Davenport  | 2.45 |
| 1974 | Sammy Smith      | 3.98 |
|      | Gary Krebs       | 3.98 |
| 1975 | Steve Knight     | 0.98 |
| 1976 | Randy Jamison    | 2.41 |
| 1977 | Billy Wallace    | 1.59 |
| 1978 | Mike Homan       | 2.67 |
| 1979 | Mike Homan       | 4.08 |
| 1980 | Mark Erickson    | 3.27 |
| 1981 | Larry Boyd       | 3.09 |
| 1982 | Mike Membrano    | 4.57 |
| 1983 | Earl Laird       | 4.91 |
| 1984 | Scott Darby      | 5.82 |
| 1985 | Sammy Basford    | 2.97 |
| 1986 | Kent Willis      | 2.89 |
| 1987 | Russel Fleming   | 2.68 |
| 1988 | Stacy Cameron    | 2.54 |
| 1989 | Damon Pollard    | 2.67 |
| 1990 | Damon Pollard    | 3.34 |
| 1991 | Tony Phillips    | 1.98 |
| 1992 | Frankie McLendon | 3.24 |
| 1993 | Jeff Pickich     | 3.61 |
| 1994 | Bill Cornish     | 4.04 |
| 1995 | Heath Cantrelle  | 2.17 |
| 1996 | Brandon Parker   | 3.42 |
| 1997 | Donovan Marbury  | 3.56 |
| 1998 | David Grice      | 2.91 |
| 1999 | Tyler Kee        | 4.43 |
| 2000 | Chad Rogers      | 3.04 |
| 2001 | Chad Rogers      | 3.28 |
| 2002 | Bob McCrory      | 2.57 |
| 2003 | Austin Tubb      | 1.45 |
| 2004 | Austin Tubb      | 0.93 |
| 2005 | Daniel Best      | 0.46 |
| 2006 | Daniel Best      | 2.22 |
| 2007 | Ryan Belanger    | 2.54 |
| 2008 | Tyler Conn       | 1.72 |
| 2009 | Collin Cargill   | 3.55 |
| 2010 | Collin Cargill   | 1.75 |
| 2011 | Collin Cargill   | 0.93 |
| 2012 | Andrew Pierce    | 1.99 |
| 2013 | Andrew Pierce    | 2.57 |
| 2014 | Bradley Roney    | 1.24 |
| 2015 | James McMahon    | 1.56 |
| 2016 | Nick Sandlin     | 2.38 |

## Strikeouts

|      |                 |     |
|------|-----------------|-----|
| 1970 | Ray Guy         | 68  |
| 1971 | Ray Guy         | 101 |
| 1972 | Ray Guy         | 97  |
| 1973 | Buddy Davenport | 43  |
| 1974 | Sammy Smith     | 28  |
| 1975 | Doug Munn       | 32  |
| 1976 | Randy Johnson   | 41  |
| 1977 | Steve Stouder   | 40  |
| 1978 | Billy Wallace   | 35  |
|      | Randy Jamison   | 35  |
| 1979 | Steve Stouder   | 50  |
| 1980 | Mark Erickson   | 29  |
| 1981 | Chuck Phillips  | 32  |
| 1982 | Dewey Lott      | 25  |
| 1983 | Jody Ortego     | 35  |
| 1984 | Jody Ortego     | 48  |
| 1985 | Danny Pourciau  | 62  |
| 1986 | Kent Willis     | 140 |
| 1987 | Darrell Lindsey | 106 |
| 1988 | Darrell Lindsey | 114 |
| 1989 | Damon Pollard   | 150 |

|      |                   |     |
|------|-------------------|-----|
| 1990 | Damon Pollard     | 152 |
| 1991 | Marc Kubicki      | 110 |
| 1992 | Frankie McLendon  | 117 |
| 1993 | Gregg Kennedy     | 129 |
| 1994 | Brett Legrow      | 75  |
| 1995 | Jeremy Williamson | 91  |
| 1996 | Chad Bradford     | 93  |
| 1997 | Heath Cantrelle   | 86  |
| 1998 | Drew Johnson      | 32  |
| 1999 | Colby Calcote     | 58  |
| 2000 | Chad Rogers       | 104 |
| 2001 | Shea Douglas      | 92  |
| 2002 | Shea Douglas      | 108 |
| 2003 | Bob McCrory       | 90  |
| 2004 | Patrick Ezell     | 73  |
| 2005 | Barry Bowden      | 71  |
| 2006 | Ryan Belanger     | 62  |
| 2007 | Ryan Belanger     | 86  |
|      | Barry Bowden      | 86  |
| 2008 | Barry Bowden      | 78  |
| 2009 | Todd McInnis      | 90  |
| 2010 | Todd McInnis      | 87  |
| 2011 | Todd McInnis      | 87  |
| 2012 | Andrew Pierce     | 96  |
| 2013 | Andrew Pierce     | 98  |
| 2014 | Conor Fisk        | 84  |
| 2015 | Cody Carroll      | 87  |
| 2016 | Kirk McCarty      | 89  |

## Pitching Victories

|      |                   |      |
|------|-------------------|------|
| 1950 | Tom LeGros        | 3-3  |
| 1951 | Tom LeGros        | 3-5  |
| 1952 | Nick Revon        | 3-0  |
| 1953 | Hugh L. Pepper    | 6-1  |
| 1954 | Hugh L. Pepper    | 10-0 |
| 1955 | Don Eddy          | 2-0  |
| 1956 | Ron Youngblom     | 3-1  |
| 1957 | Bo Dickinson      | 3-1  |
| 1958 | Lawrence Meeks    | 4-1  |
| 1959 | Gerald Poole      | 5-2  |
| 1960 | Gerald Poole      | 6-1  |
| 1961 | Earl Ethridge     | 7-3  |
| 1962 | Jerry Wilson      | 2-0  |
| 1963 | Fred George       | 4-2  |
| 1964 | Fred George       | 6-2  |
| 1965 | Jerry Wilson      | 6-2  |
| 1966 | Ed Assaf          | 4-3  |
| 1967 | Steve Campbell    | 4-2  |
| 1968 | Steve Campbell    | 4-2  |
| 1969 | Johnny Flynt      | 2-4  |
| 1970 | Rich Corsetto     | 6-1  |
| 1971 | Ray Guy           | 6-3  |
| 1972 | Ray Guy           | 5-6  |
| 1973 | Buddy Davenport   | 6-3  |
| 1974 | Sammy Smith       | 4-6  |
| 1975 | Randy Jamison     | 3-1  |
| 1976 | Sammy Smith       | 6-5  |
| 1977 | Doug Munn         | 5-3  |
| 1978 | Jon Owen          | 3-1  |
| 1979 | Mark Erickson     | 4-3  |
| 1980 | Mike Wesler       | 6-0  |
| 1981 | Chuck Phillips    | 4-3  |
| 1982 | Mike Membrano     | 2-1  |
| 1983 | Mike Magee        | 3-7  |
| 1984 | Sammy Basford     | 2-1  |
| 1985 | Greg Breal        | 5-2  |
| 1986 | Kent Willis       | 9-7  |
|      | Darrell Lindsey   | 9-7  |
| 1987 | Chris Wagner      | 9-1  |
| 1988 | Chuck Shive       | 8-1  |
| 1989 | Damon Pollard     | 10-6 |
| 1990 | Damon Pollard     | 13-5 |
| 1991 | Mark Carson       | 11-3 |
| 1992 | Jeff Pickich      | 9-4  |
| 1993 | Brett Legrow      | 7-1  |
|      | Jeff Pickich      | 7-3  |
| 1994 | Brett Legrow      | 9-4  |
| 1995 | Heath Cantrelle   | 8-1  |
| 1996 | John Bale         | 9-8  |
| 1997 | Eric Adams        | 8-4  |
| 1998 | Jason Fortenberry | 7-3  |
| 1999 | Josh Walker       | 9-1  |
| 2000 | Chad Rogers       | 7-5  |
| 2001 | Chad Rogers       | 6-6  |
|      | Shea Douglas      | 6-5  |
| 2002 | Shea Douglas      | 10-3 |
| 2003 | Bob McCrory       | 10-3 |

|      |                 |      |
|------|-----------------|------|
| 2004 | Anthony DeWitt  | 10-3 |
| 2005 | Patrick Ezell   | 7-3  |
| 2006 | Ryan Belanger   | 8-3  |
|      | Cliff Russum    | 8-6  |
| 2007 | Ryan Belanger   | 8-4  |
|      | David Clark     | 8-5  |
| 2008 | Barry Bowden    | 8-3  |
| 2009 | Todd McInnis    | 9-4  |
| 2010 | Scott Copeland  | 11-1 |
| 2011 | Geoffrey Thomas | 10-3 |
| 2012 | Andrew Pierce   | 7-4  |
| 2013 | Andrew Pierce   | 9-2  |
| 2014 | Conor Fisk      | 7-2  |
| 2015 | James McMahon   | 11-1 |
| 2016 | Kirk McCarty    | 8-1  |

## Saves

|      |                       |     |
|------|-----------------------|-----|
| 1970 | Bobby Muhs            | 1   |
| 1973 | Sammy Smith           | 1   |
| 1974 | Rick Roberson         | 3   |
| 1975 | Sammy Smith           | 1   |
|      | Randy Jamison         | 1   |
| 1976 | Doug Munn             | 2   |
| 1977 | Billy Wallace         | 1   |
| 1978 | Anthony Iovino        | 2   |
| 1979 | Glen Devese           | 2   |
| 1980 | Mark Erickson         | 1   |
| 1981 | Steve Combest         | 1   |
| 1982 | Harold Jackson        | 1   |
| 1983 | Jeff Rymer            | 3   |
| 1984 | Jeff Rymer            | 2   |
| 1985 | Cliff Jordan          | 7   |
| 1986 | Darrell Lindsey       | 2   |
|      | Mike Magee            | 2   |
| 1987 | Darrell Lindsey       | 3   |
| 1988 | Fred Cooley           | 5   |
| 1989 | Damon Pollard         | 4   |
|      | Frankie McLendon      | 4   |
| 1990 | Marc Kubicki          | 5   |
| 1991 | Tony Phillips         | 13  |
| 1992 | Rusty Jenkins         | 3   |
| 1993 | Billy McGough         | 3   |
|      | Greg Gatlin           | 3   |
| 1994 | Heath Cantrelle       | 3   |
| 1995 | Brandon Parker        | 5   |
| 1996 | Chad Bradford         | 3   |
| 1997 | Brandon Parker        | 5   |
| 1998 | Tyler Kee             | 5   |
| 1999 | Tyler Kee             | 10  |
| 2000 | Danny Stout           | 4   |
| 2001 | Anthony Rawson        | 6   |
| 2002 | Cliff Russum          | 4   |
| 2003 | Austin Tubb           | 10  |
| 2004 | Austin Tubb           | 10  |
| 2005 | Daniel Best           | 11  |
| 2006 | Daniel Best           | 13  |
| 2007 | Patrick Ezell         | 8   |
| 2008 | Tyler Conn            | *18 |
|      | <i>Led The Nation</i> |     |
| 2009 | Collin Cargill        | 13  |
| 2010 | Collin Cargill        | 9   |
| 2011 | Collin Cargill        | 8   |
| 2012 | Bradley Roney         | 11  |
| 2013 | Bradley Roney         | 7   |
| 2014 | Bradley Roney         | 12  |
| 2015 | Ryan Milton           | 10  |
| 2016 | Nick Sandlin          | 12  |





# Year-by-Year Results

## 1947

**Record: 9-4; Home: 7-0, Away: 2-4**  
**Coach Reed Green, 1st year**

| Date | Opponent          | Site                  | Streak | Score |
|------|-------------------|-----------------------|--------|-------|
| 3-28 | MISS. COLLEGE     | USM-KP                | W1     | 4-2   |
| 3-29 | MISS. COLLEGE     | USM-KP                | W2     | 9-6   |
| 4-9  | Mississippi State | Starkville, Miss.     | L1     | 6-9   |
| 4-18 | MILLSAPS          | USM-KP                | W1     | 9-2   |
| 4-22 | SPRING HILL       | USM-KP                | W2     | 6-5   |
| 4-23 | US Mer. Marines   | USM-KP                | W3     | 15-2  |
| 4-24 | Miss. College     | Clinton, Miss.        | L1     | 6-7   |
| 5-1  | Spring Hill       | Mobile, Ala.          | W1     | 7-6   |
| 5-3  | LOYOLA (NO)       | USM-KP                | W2     | 11-1  |
| 5-4  | LOYOLA (NO)       | USM-KP                | W3     | 6-5   |
| 5-9  | Loyola (NO)       | UNO, La.              | L1     | 2-1   |
| 5-10 | Loyola (NO)       | UNO, La.              | L2     | 5-13  |
| 5-13 | US Mer. Marines   | Pass Christian, Miss. | W1     | 11-4  |

## 1948

**Record: 11-11; Home: 8-4, Away: 3-7**  
**Coach Thad "Pie" Vann, 1st year**

| Date | Opponent         | Site            | Streak | Score    |
|------|------------------|-----------------|--------|----------|
| 3-19 | SPRING HILL      | USM-KP          | W1     | 10-5     |
| 3-20 | SPRING HILL      | USM-KP          | W2     | 10-4     |
| 3-25 | OLE MISS         | USM-KP          | L1     | 1-2 (11) |
| 3-26 | OLE MISS         | USM-KP          | W1     | 8-7      |
| 4-3  | Whiting NAS      | Pensacola, Fla. | W2     | 15-1     |
| 4-7  | MERIDIAN PEPS    | USM-KP          | W3     | 14-7     |
| 4-8  | Miss. College    | Clinton, Miss.  | L1     | 11-12    |
| 4-9  | Miss. College    | Clinton, Miss.  | W1     | 8-3      |
| 4-16 | MILLSAPS         | USM-KP          | W2     | 8-1      |
| 4-21 | PENSACOLA NAS    | USM-KP          | L1     | 6-8      |
| 4-24 | Loyola (NO)      | UNO, La.        | L2     | 4-5      |
| 4-27 | MISS. COLLEGE    | USM-KP          | L3     | 1-3      |
| 4-28 | MISS. COLLEGE    | USM-KP          | W1     | 8-1      |
| 4-30 | Keesler AFB      | Biloxi, Miss.   | L1     | 13-17    |
| 5-1  | Pensacola NAS    | Pensacola, Fla. | W1     | 14-9     |
| 5-7  | Spring Hill      | Mobile, Ala.    | L1     | 3-10     |
| 5-8  | Spring Hill      | Mobile, Ala.    | L2     | 1-2      |
| 5-11 | LOYOLA (NO)      | USM-KP          | L3     | 2-4 (14) |
| 5-12 | KEESLER AFB      | USM-KP          | W1     | 6-0      |
| 5-14 | Millsaps         | Jackson, Miss.  | L1     | 5-6      |
| 5-17 | Southeastern La. | Hammond, La.    | L2     | 8-9      |
| 5-18 | SOUTHEASTERN LA. | USM-KP          | W1     | 14-7     |

## 1949

**Record: 10-10; Home: 5-4, Away: 5-5, Neutral: 0-1, GSC: 6-5**

**Coach Thad "Pie" Vann, 2nd year**

| Date | Opponent          | Site              | Streak | Score    |
|------|-------------------|-------------------|--------|----------|
| 4-2  | Tulane (n)        | Laurel, Miss.     | L1     | 3-4      |
| 4-4  | MISS. COLLEGE     | USM-KP            | W1     | 8-3      |
| 4-5  | MISS. COLLEGE     | USM-KP            | W2     | 6-4      |
| 4-6  | *SPRING HILL      | USM-KP            | W3     | 12-2     |
| 4-8  | MILLSAPS          | USM-KP            | W4     | 12-1     |
| 4-14 | Ole Miss          | Oxford, Miss.     | W5     | 11-8     |
| 4-15 | Ole Miss          | Oxford, Miss.     | L1     | 2-18     |
| 4-18 | *NW (La.) St.     | Natchitoches, La. | W1     | 8-1      |
| 4-25 | *Spring Hill      | Mobile, Ala.      | W3     | 8-5      |
| 4-28 | *LOYOLA (NO)      | USM-KP            | W4     | 1-0      |
| 5-2  | *NW (La.) ST.     | USM-KP            | L1     | 1-2      |
| 5-3  | *LOUISIANA TECH   | USM-KP            | L2     | 0-5      |
| 5-4  | WEST ALABAMA      | USM-KP            | L3     | 9-10     |
| 5-6  | *La.-Lafayette    | Lafayette, La.    | L4     | 4-5      |
| 5-7  | *La. College      | Pineville, La.    | L5     | 1-3      |
| 5-9  | PENSACOLA NAS     | USM-KP            | L6     | 6-13     |
| 5-11 | *Southeastern La. | Hammond, La.      | W1     | 16-2     |
| 5-12 | *Loyola (NO)      | UNO, La.          | L1     | 5-13     |
| 5-14 | Pensacola NAS     | Pensacola, Fla.   | L2     | 4-5 (14) |

\*Gulf States Conference Game

## 1950

**Record: 5-6; Home: 2-3, Away: 3-3, GSC: 5-5**  
**Coach Clyde "Heifer" Stuart, 1st year**

| Date | Opponent          | Site         | Streak | Score    |
|------|-------------------|--------------|--------|----------|
| 3-31 | OLE MISS          | USM-KP       | L1     | 1-2      |
| 4-15 | *Spring Hill      | Mobile, Ala. | W1     | 6-3 (7)  |
| 4-15 | *Spring Hill      | Mobile, Ala. | W2     | 4-1 (7)  |
| 4-18 | *Southeastern La. | Hammond, La. | W3     | 2-0 (8)  |
| 4-18 | *Southeastern La. | Hammond, La. | L1     | 1-2 (7)  |
| 4-22 | *Loyola (NO)      | UNO, La.     | L2     | 0-5 (7)  |
| 4-22 | *Loyola (NO)      | UNO, La.     | L3     | 3-4 (7)  |
| 4-28 | *SOUTHEASTERN LA. | USM-KP       | L4     | 1-2 (7)  |
| 4-28 | *SOUTHEASTERN LA. | USM-KP       | W1     | 5-3 (7)  |
| 5-2  | *LOYOLA (NO)      | USM-KP       | W2     | 4-3 (7)  |
| 5-2  | *LOYOLA (NO)      | USM-KP       | L1     | 2-3 (10) |

\*Gulf States Conference Game

## 1951

**Record: 7-6-1; Home: 5-2-1, Away: 2-4, GSC: 7-5**  
**Coach Clyde "Heifer" Stuart, 2nd year**

| Date | Opponent          | Site         | Streak | Score    |
|------|-------------------|--------------|--------|----------|
| 3-30 | WHEATON           | USM-SHP      | L1     | 6-8      |
| 3-31 | WHEATON           | USM-SHP      | T      | 3-3 (11) |
| 4-21 | *SOUTHEASTERN LA. | USM-SHP      | W1     | 1-0 (7)  |
| 4-21 | *SOUTHEASTERN LA. | USM-SHP      | W2     | 7-6 (7)  |
| 4-24 | *SPRING HILL      | USM-SHP      | W3     | 7-3      |
| 4-25 | *Spring Hill      | Mobile, Ala. | W4     | 9-1      |
| 4-28 | *Loyola (NO)      | UNO, La.     | L1     | 2-3 (8)  |
| 4-28 | *Loyola (NO)      | UNO, La.     | L2     | 3-4 (7)  |
| 5-2  | *LOYOLA (NO)      | USM-SHP      | W1     | 2-1 (7)  |
| 5-2  | *LOYOLA (NO)      | USM-SHP      | L1     | 2-5 (7)  |
| 5-5  | *Southeastern La. | Hammond, La. | W1     | 14-0 (7) |
| 5-5  | *Southeastern La. | Hammond, La. | L1     | 3-4 (7)  |
| 5-8  | *Spring Hill      | Mobile, Ala. | L2     | 4-8      |
| 5-9  | *SPRING HILL      | USM-SHP      | W1     | 8-5      |

\*Gulf States Conference Game

## 1952

**Record: 6-5; Home: 3-2, Away: 3-3, GSC: 6-5**  
**Coach Clyde "Heifer" Stuart, 3rd year**

| Date | Opponent          | Site             | Streak | Score    |
|------|-------------------|------------------|--------|----------|
| 4-18 | *SPRING HILL      | USM-SHP          | L1     | 3-4 (10) |
| 4-19 | *Spring Hill      | Mobile, Ala.     | W1     | 11-8     |
| 4-25 | *SOUTHEASTERN LA. | USM-SHP          | W2     | 7-4      |
| 4-26 | *SOUTHEASTERN LA. | USM-SHP          | W3     | 8-4      |
| 4-29 | *SPRING HILL      | USM-SHP          | W4     | 5-4      |
| 4-30 | *Spring Hill      | Mobile, Ala.     | W5     | 10-6     |
| 5-3  | *Loyola (NO)      | New Orleans, La. | L1     | 5-7 (7)  |
| 5-3  | *Loyola (NO)      | New Orleans, La. | L2     | 6-7 (11) |
| 5-6  | *Southeastern La. | Hammond, La.     | W1     | 18-10    |
| 5-7  | *Southeastern La. | Hammond, La.     | L1     | 5-7      |
| 5-9  | *LOYOLA (NO)      | USM-SHP          | L2     | 1-2      |

\*Gulf States Conference Game

## 1953

**Record: 9-1; Home: 6-0, Away: 3-1**

**Coach Clyde "Heifer" Stuart, 4th year**

| Date | Opponent         | Site             | Streak | Score    |
|------|------------------|------------------|--------|----------|
| 3-28 | MISS. COLLEGE    | USM-SHP          | W1     | 7-6      |
| 4-13 | SOUTHEASTERN LA. | USM-SHP          | W2     | 1-0 (7)  |
| 4-13 | SOUTHEASTERN LA. | USM-SHP          | W3     | 2-1 (7)  |
| 4-17 | Spring Hill      | Mobile, Ala.     | W4     | 10-4     |
| 4-18 | SPRING HILL      | USM-SHP          | W5     | 8-7 (11) |
| 4-28 | Loyola (NO)      | New Orleans, La. | L1     | 3-4      |
| 5-4  | Loyola (NO)      | New Orleans, La. | W1     | 9-1      |
| 5-7  | SPRING HILL      | USM-SHP          | W2     | 2-0      |
| 5-8  | Spring Hill      | Mobile, Ala.     | W3     | 13-8     |
| 5-14 | LOYOLA (NO)      | USM-SHP          | W4     | 13-2     |

## 1954

**Record: 10-2; Home: 7-0, Away: 2-2, Neutral: 1-0**

**Coach Clyde "Heifer" Stuart, 5th year**

| Date | Opponent          | Site    | Streak | Score    |
|------|-------------------|---------|--------|----------|
| 3-20 | LOUISIANA TECH    | USM-SHP | W1     | 5-3      |
| 3-25 | NORTHERN ILLINOIS | USM-SHP | W2     | 13-0 (7) |

|      |                  |                   |    |      |
|------|------------------|-------------------|----|------|
| 3-29 | SOUTHEASTERN LA. | USM-SHP           | W3 | 9-3  |
| 4-5  | Southeastern La. | Hammond, La.      | W4 | 15-4 |
| 4-7  | Spring Hill      | Mobile, Ala.      | L1 | 3-6  |
| 4-15 | CINCINNATI       | USM-SHP           | W1 | 5-2  |
| 4-24 | LOYOLA (NO)      | USM-SHP           | W2 | 13-2 |
| 4-27 | LOYOLA (NO)      | USM-SHP           | W3 | 4-3  |
| 5-4  | Miss. College    | Hazlehurst, Miss. | W4 | 11-4 |
| 5-8  | LOYOLA (NO)      | USM-SHP           | W5 | 2-1  |
| 5-11 | Loyola (NO)      | New Orleans, La.  | L1 | 1-6  |
| 5-12 | Spring Hill      | Mobile, Ala.      | W1 | 8-0  |

## 1955

**Record: 7-4; Home: 5-1, Away: 1-3, Neutral: 1-0**  
**Coach Clyde "Heifer" Stuart, 6th year**

| Date | Opponent         | Site              | Streak | Score |
|------|------------------|-------------------|--------|-------|
| 3-16 | SOUTHEASTERN LA. | USM-SHP           | W1     | 7-2   |
| 3-23 | LOUISIANA TECH   | USM-SHP           | W2     | 11-5  |
| 3-29 | MILLSAPS         | USM-SHP           | W3     | 14-1  |
| 4-14 | WHEATON          | USM-SHP           | W4     | 5-4   |
| 4-16 | Spring Hill      | Mobile, Ala.      | L1     | 6-9   |
| 4-23 | Loyola (NO)      | New Orleans, La.  | L2     | 5-15  |
| 4-26 | SPRING HILL      | USM-SHP           | W1     | 14-4  |
| 4-30 | Loyola (NO)      | New Orleans, La.  | L1     | 5-7   |
| 5-03 | Miss. College    | Clinton, Miss.    | W1     | 9-4   |
| 5-14 | Miss. College    | Hazlehurst, Miss. | W2     | 5-4   |
| 5-19 | LOYOLA (NO)      | USM-SHP           | L1     | 3-9   |

## 1956

**Record: 7-8-1; Home: 5-5-1, Away: 1-3, Neutral: 1-0**  
**Coach Clyde "Heifer" Stuart, 7th year**

| Date | Opponent         | Site              | Streak | Score      |
|------|------------------|-------------------|--------|------------|
| 3-16 | Southeastern La. | Hammond, La.      | L1     | 1-5        |
| 3-23 | Southeastern La. | Hammond, La.      | W1     | 7-5        |
| 3-26 | ILL. WESLEYAN    | USM               | L1     | 5-6        |
| -29  | CENTENARY        | USM               | L2     | 0-10       |
| 3-30 | CENTENARY        | USM               | L3     | 4-5        |
| 3-31 | LOUISIANA TECH   | USM               | W1     | 7-1        |
| 4-2  | WHEATON          | USM               | W2     | 16-7       |
| 4-3  | WHEATON          | USM               | W3     | 12-8       |
| 4-6  | TULLANE          | USM               | L1     | 4-15       |
| 4-17 | SPRING HILL      | USM               | W1     | 5-2        |
| 5-23 | LOYOLA (NO)      | USM               | L1     | 1-4 (10)   |
| 4-28 | Loyola (NO)      | New Orleans, La.  | L2     | 1-9        |
| 5-2  | Spring Hill      | Mobile, Ala.      | L3     | 5-6        |
| 5-4  | SOUTHEASTERN LA. | USM               | W1     | 5-1        |
| 5-10 | LOYOLA (NO)      | USM               | T      | 11-11 (11) |
| 5-12 | Miss. College    | Hazlehurst, Miss. | W1     | 17-4       |

## 1957

**Record: 4-8; Home: 3-4, Away: 1-4**

**Coach Clyde "Heifer" Stuart, 8th year**

| Date | Opponent         | Site             | Streak | Score    |
|------|------------------|------------------|--------|----------|
| 3-16 | LOYOLA (NO)      | USM              | L1     | 2-8      |
| 3-27 | Southeastern La. | Hammond, La.     | L2     | 0-13     |
| 3-29 | ILL. WESLEYAN    | USM              | W1     | 6-0      |
| 3-30 | ILL. WESLEYAN    | USM              | L1     | 2-3      |
| 4-9  | SOUTHEASTERN LA. | USM              | W1     | 1-0      |
| 4-10 | Spring Hill      | Mobile, Ala.     | L1     | 2-3 (10) |
| 4-13 | LOYOLA (NO)      | USM              | W1     | 10-1     |
| 4-19 | WHEATON          | USM              | L1     | 8-9      |
| 4-23 | SOUTHEASTERN LA. | USM              | L2     | 5-7      |
| 4-26 | Loyola (NO)      | New Orleans, La. | L3     | 2-3 (8)  |
| 4-26 | Loyola (NO)      | New Orleans, La. | L4     | 2-7 (7)  |
| 5-8  | Southeastern La. | Hammond, La.     | W1     | 10-8     |

## 1958

**Record: 7-7; Home: 6-2, Away: 1-5**

**Coach Clyde "Heifer" Stuart, 9th year**

| Date | Opponent         | Site             | Streak | Score    |
|------|------------------|------------------|--------|----------|
| 3-15 | Loyola (NO)      | New Orleans, La. | L1     | 2-9      |
| 3-20 | SOUTHEASTERN LA. | USM              | W1     | 3-0      |
| 3-26 | Southeastern La. | Hammond, La.     | L1     | 5-6 (11) |
| 3-29 | LOYOLA (NO)      | USM              | L2     | 2-3      |
| 4-10 | ARKANSAS         | USM              | W1     | 6-3 (7)  |
| 4-10 | ARKANSAS         | USM              | W2     | 4-3 (7)  |



# Year-by-Year Results

|      |                  |                  |    |      |
|------|------------------|------------------|----|------|
| 4-12 | Loyola (NO)      | New Orleans, La. | L1 | 3-6  |
| 4-17 | Spring Hill      | Mobile, Ala.     | L2 | 0-1  |
| 4-21 | SPRING HILL      | USM              | W1 | 7-2  |
| 4-23 | SOUTHEASTERN LA. | USM              | W2 | 11-0 |
| 5-3  | SPRING HILL      | USM              | W3 | 9-6  |
| 5-6  | Spring Hill      | Mobile, Ala.     | W4 | 5-2  |
| 5-8  | Southeastern La. | Hammond, La.     | L1 | 5-6  |
| 5-9  | LOYOLA (NO)      | USM              | L2 | 0-9  |

## 1959

**Record: 10-5; Home: 9-3, Away: 1-2**

**Coach C.J. "Pete" Taylor, 1st year**

| Date | Opponent         | Site         | Streak | Score    |
|------|------------------|--------------|--------|----------|
| 3-24 | ALBION           | USM          | W1     | 17-3 (7) |
| 3-24 | ALBION           | USM          | W2     | 10-4 (7) |
| 3-30 | ILL. WESLEYAN    | USM          | L1     | 4-10     |
| 3-31 | ILL. WESLEYAN    | USM          | W1     | 9-5      |
| 4-2  | WHEATON          | USM          | W2     | 9-4      |
| 4-3  | WHEATON          | USM          | W3     | 4-1      |
| 4-7  | Southeastern La. | Hammond, La. | L2     | 7-8      |
| 4-14 | SPRING HILL      | USM          | L3     | 2-6      |
| 4-15 | SOUTHEASTERN LA. | USM          | W1     | 7-3      |
| 4-23 | SPRING HILL      | USM          | W2     | 4-2      |
| 4-29 | Southeastern La. | Hammond, La. | W3     | 5-4      |
| 5-5  | MILLSAPS         | USM          | W4     | 10-5     |
| 5-7  | SPRING HILL      | USM          | W5     | 7-6      |
| 5-11 | Spring Hill      | Mobile, Ala. | L1     | 6-7      |

## 1960

**Record: 14-3; Home: 10-1, Away: 4-2**

**Coach C.J. "Pete" Taylor, 2nd year**

| Date | Opponent       | Site             | Streak | Score |
|------|----------------|------------------|--------|-------|
| 3-25 | LA.-MONROE     | USM              | W1     | 4-1   |
| 3-26 | Miss. College  | Clinton, Miss.   | L1     | 6-8   |
| 4-2  | Delta State    | Cleveland, Miss. | L2     | 8-13  |
| 4-6  | HANOVER        | USM              | W1     | 10-9  |
| 4-9  | SPRING HILL    | USM              | W2     | 13-2  |
| 4-11 | Nicholls State | Thibodaux, La.   | W3     | 2-1   |
| 4-13 | WHEATON        | USM              | W4     | 11-2  |
| 4-14 | WHEATON        | USM              | W5     | 16-4  |
| 4-25 | NICHOLLS STATE | USM              | W6     | 7-2   |
| 4-27 | Spring Hill    | Mobile, Ala.     | W7     | 3-1   |
| 4-29 | DELTA STATE    | USM              | L1     | 3-5   |
| 4-30 | DELTA STATE    | USM              | W1     | 11-10 |
| 5-3  | SPRING HILL    | USM              | W2     | 10-4  |
| 5-4  | MILLSAPS       | USM              | W3     | 1-0   |
| 5-10 | Millsaps       | Jackson, Miss.   | W4     | 12-3  |
| 5-13 | MISS. COLLEGE  | USM              | W5     | 8-7   |
| 5-14 | Spring Hill    | Mobile, Ala.     | W6     | 13-5  |

## 1961

**Record: 12-7; Home: 7-3, Away: 5-4**

**Coach C.J. "Pete" Taylor, 3rd year**

| Date | Opponent       | Site             | Streak | Score    |
|------|----------------|------------------|--------|----------|
| 3-25 | SPRING HILL    | USM              | W1     | 13-2     |
| 4-6  | WHEATON        | USM              | L1     | 9-12 (8) |
| 4-7  | WHEATON        | USM              | W1     | 8-0 (7)  |
| 4-7  | WHEATON        | USM              | W2     | 7-1 (7)  |
| 4-13 | MILLSAPS       | USM              | W3     | 12-10    |
| 4-14 | Nicholls State | Thibodaux, La.   | L1     | 3-6      |
| 4-15 | Loyola (NO)    | New Orleans, La. | L2     | 3-7      |
| 4-18 | DELTA STATE    | USM              | W1     | 7-5      |
| 4-19 | DELTA STATE    | USM              | L1     | 5-6      |
| 4-22 | Spring Hill    | Mobile, Ala.     | W1     | 6-0      |
| 4-25 | LOYOLA (NO)    | USM              | L1     | 8-13     |
| 4-28 | La.-Monroe     | Monroe, La.      | L2     | 1-4      |
| 4-29 | La.-Monroe     | Monroe, La.      | W1     | 16-10    |
| 5-1  | NICHOLLS STATE | USM              | W2     | 3-2 (10) |
| 5-5  | Delta State    | Cleveland, Miss. | W3     | 4-1      |
| 5-8  | SPRING HILL    | USM              | L1     | 6-12     |
| 5-11 | Spring Hill    | Mobile, Ala.     | W1     | 7-4      |
| 5-12 | Millsaps       | Jackson, Miss.   | W2     | 1-0      |
| 5-13 | MISS. COLLEGE  | USM              | W3     | 20-6     |

## 1962

**Record: 8-7-1; Home: 5-2-1, Away: 3-5**

**Coach C.J. "Pete" Taylor, 4th year**

| Date | Opponent         | Site             | Streak | Score |
|------|------------------|------------------|--------|-------|
| 3-19 | Alabama          | Tuscaloosa, Ala. | L1     | 0-6   |
| 3-20 | Alabama          | Tuscaloosa, Ala. | L2     | 3-5   |
| 3-23 | Spring Hill      | Mobile, Ala.     | W1     | 9-5   |
| 3-26 | ALABAMA          | USM              | W2     | 4-2   |
| 3-27 | ALABAMA          | USM              | W3     | 8-4   |
| 3-28 | ILL. WESLEYAN    | USM              | W4     | 12-3  |
| 3-29 | ILL. WESLEYAN    | USM              | Tie    | 7-7   |
| 4-2  | Tulane           | New Orleans, La. | W1     | 9-5   |
| 4-11 | Southeastern La. | Hammond, La.     | L1     | 5-6   |
| 4-14 | Spring Hill      | Mobile, Ala.     | W1     | 2-1   |
| 4-17 | SPRING HILL      | USM              | W2     | 7-4   |
| 4-24 | SOUTHEASTERN LA. | USM              | W3     | 8-5   |
| 4-28 | TULANE           | USM              | L1     | 6-7   |
| 5-1  | SPRING HILL      | USM              | L2     | 4-11  |
| 5-4  | Delta State      | Cleveland, Miss. | L3     | 2-3   |
| 5-5  | Delta State      | Cleveland, Miss. | L4     | 2-4   |

## 1963

**Record: 10-12-1; Home: 8-5, Away: 2-6-1, Neutral: 0-1**

**Coach C.J. "Pete" Taylor, 5th year**

| Date | Opponent          | Site              | Streak | Score    |
|------|-------------------|-------------------|--------|----------|
| 3-15 | Tulane            | New Orleans, La.  | Tie    | 7-7      |
| 3-16 | TULANE            | USM               | L1     | 2-3      |
| 3-18 | ALABAMA           | USM               | L2     | 6-7      |
| 3-19 | ALABAMA           | USM               | L3     | 4-11     |
| 3-24 | Southeastern La.  | Hammond, La.      | L4     | 0-6      |
| 3-27 | ILL. WESLEYAN     | USM               | W1     | 12-6     |
| 3-28 | ILL. WESLEYAN     | USM               | L1     | 4-5      |
| 3-30 | Spring Hill       | Mobile, Ala.      | W1     | 5-3      |
| 4-2  | Mississippi State | Starkville, Miss. | L1     | 4-8      |
| 4-3  | Mississippi State | Starkville, Miss. | L2     | 3-6      |
| 4-5  | DELTA STATE       | USM               | W1     | 3-2      |
| 4-6  | Delta State       | McComb, Miss.     | L1     | 4-6 (10) |
| 4-12 | ARKANSAS          | USM               | W1     | 5-4      |
| 4-13 | ARKANSAS          | USM               | W2     | 4-0      |
| 4-15 | SOUTHEASTERN LA.  | USM               | W3     | 4-1      |
| 4-20 | LOYOLA (NO)       | USM               | W4     | 6-4      |
| 4-22 | SPRING HILL       | USM               | W5     | 20-1     |
| 4-25 | MISSISSIPPI STATE | USM               | L1     | 3-5      |
| 4-27 | Spring Hill       | Mobile, Ala.      | L2     | 4-7      |
| 5-3  | Delta State       | Cleveland, Miss.  | L3     | 3-7      |
| 5-4  | Delta State       | Cleveland, Miss.  | L4     | 2-5      |
| 5-6  | Loyola (NO)       | New Orleans, La.  | W1     | 7-3      |
| 5-11 | SPRING HILL       | USM               | W2     | 2-1      |

## 1964

**Record : 15-5; Home: 8-2, Away: 7-3**

**Coach C.J. "Pete" Taylor, 6th year**

| Date | Opponent          | Site              | Streak | Score    |
|------|-------------------|-------------------|--------|----------|
| 3-13 | ALABAMA           | USM               | W1     | 5-4      |
| 3-17 | Miss. College     | Clinton, Miss.    | W2     | 8-4      |
| 3-24 | ILLINOIS ST.      | USM               | W3     | 1-0      |
| 3-26 | Alabama           | Tuscaloosa, Ala.  | L1     | 1-8      |
| 3-27 | Alabama           | Tuscaloosa, Ala.  | W1     | 5-1      |
| 3-30 | OLE MISS          | USM               | W2     | 2-0      |
| 3-31 | Ole Miss          | Laurel, Miss.     | L1     | 2-10     |
| 4-2  | Mississippi State | Starkville, Miss. | W1     | 10-6     |
| 4-11 | Spring Hill       | Mobile, Ala.      | W2     | 2-0      |
| 4-11 | LOYOLA (NO)       | USM               | L1     | 3-10     |
| 4-15 | MISS. COLLEGE     | USM               | W1     | 5-0      |
| 4-17 | DELTA STATE       | USM               | L1     | 4-5 (12) |
| 4-18 | DELTA STATE       | USM               | W1     | 4-1      |
| 4-20 | Spring Hill       | Mobile, Ala.      | W1     | 4-2      |
| 4-28 | Loyola (NO)       | New Orleans, La.  | W2     | 8-3      |
| 4-30 | MISSISSIPPI STATE | USM               | W3     | 3-1      |
| 5-2  | Delta State       | Cleveland, Miss.  | W4     | 9-1      |
| 5-3  | Delta State       | Cleveland, Miss.  | L1     | 5-6      |
| 5-5  | SPRING HILL       | USM               | W1     | 5-3      |
| 5-8  | SPRING HILL       | USM               | W2     | 8-1      |

## 1965

**Record: 15-4; Home: 10-2, Away: 5-2**

**Coach C.J. "Pete" Taylor, 7th year**

| Date | Opponent          | Site             | Streak | Score   |
|------|-------------------|------------------|--------|---------|
| 3-20 | ALABAMA           | USM              | W1     | 2-1 (7) |
| 3-20 | ALABAMA           | USM              | L1     | 0-6 (7) |
| 3-23 | Miss. College     | Clinton, Miss.   | W1     | 13-2    |
| 3-26 | MISSISSIPPI STATE | USM              | W2     | 2-0     |
| 4-2  | Alabama           | Tuscaloosa, Ala. | L1     | 3-6     |
| 4-5  | ILL. WESLEYAN     | USM              | W1     | 9-8     |
| 4-6  | ILL. WESLEYAN     | USM              | W2     | 10-4    |
| 4-8  | OLE MISS          | USM              | W3     | 7-6     |
| 4-9  | Nicholls State    | Thibodaux, La.   | W4     | 2-1     |
| 4-10 | Nicholls State    | Thibodaux, La.   | W5     | 5-2     |
| 4-16 | ARKANSAS          | USM              | W6     | 4-1     |
| 4-17 | ARKANSAS          | USM              | W7     | 15-9    |
| 4-24 | Spring Hill       | USM              | L1     | 2-3     |
| 4-27 | SPRING HILL       | Mobile, Ala.     | W1     | 3-2     |
| 4-29 | MISS. COLLEGE     | USM              | W2     | 11-3    |
| 4-30 | Delta State       | Cleveland, Miss. | L1     | 1-3     |
| 5-1  | Delta State       | Cleveland, Miss. | W1     | 16-6    |
| 5-7  | DELTA STATE       | USM              | W2     | 12-4    |
| 5-8  | DELTA STATE       | USM              | W3     | 8-6     |

## 1966

**record : 9-11; Home: 7-7, Away: 2-4**

**Coach C.J. "Pete" Taylor, 8th year**

| Date | Opponent         | Site             | Streak | Score    |
|------|------------------|------------------|--------|----------|
| 3-18 | NICHOLLS STATE   | USM              | W1     | 6-5      |
| 3-19 | NICHOLLS STATE   | USM              | W2     | 4-3      |
| 3-21 | OLE MISS         | USM              | W3     | 6-1      |
| 3-22 | OLE MISS         | USM              | L1     | 2-9      |
| 3-29 | MISS. COLLEGE    | USM              | W1     | 13-2     |
| 3-31 | SPRING HILL      | USM              | W2     | 7-3      |
| 4-2  | Spring Hill      | Mobile, Ala.     | L1     | 4-7      |
| 4-4  | Miss. College    | Clinton, Miss.   | W1     | 13-9     |
| 4-8  | ILLINOIS ST.     | USM              | L1     | 3-8      |
| 4-9  | ILLINOIS ST.     | USM              | L2     | 0-3      |
| 4-11 | SOUTHEASTERN LA. | USM              | L3     | 1-5      |
| 4-13 | ARKANSAS         | USM              | W1     | 13-0 (8) |
| 4-14 | ARKANSAS         | USM              | W2     | 19-0     |
| 4-22 | ALABAMA          | USM              | L1     | 1-4 (12) |
| 4-23 | ALABAMA          | USM              | L2     | 2-6      |
| 4-25 | Alabama          | Tuscaloosa, Ala. | L3     | 1-4      |
| 4-29 | Delta State      | Cleveland, Miss. | W1     | 5-1      |
| 5-3  | Southeastern La. | Hammond, La.     | L1     | 0-2      |
| 5-6  | DELTA STATE      | USM              | L2     | 3-9      |
| 5-7  | DELTA STATE      | USM              | L3     | 1-2      |

## 1967

**Record: 9-13; Home: 3-9, Away: 5-4, Neutral: 1-0**

**Coach C.J. "Pete" Taylor, 9th year**

| Date | Opponent          | Site              | Streak | Score    |
|------|-------------------|-------------------|--------|----------|
| 3-17 | ILLINOIS ST.      | USM               | L1     | 3-12     |
| 3-18 | ILLINOIS ST.      | USM               | L2     | 5-6      |
| 3-20 | Nicholls State    | Thibodaux, La.    | W1     | 6-5      |
| 3-21 | Nicholls State    | Thibodaux, La.    | L1     | 2-8      |
| 3-23 | OLE MISS          | USM               | L2     | 0-8      |
| 3-24 | OLE MISS          | USM               | W1     | 3-2      |
| 3-25 | OLE MISS          | USM               | L1     | 0-6      |
| 3-25 | Kalamazoo         | Laurel, Miss.     | W1     | 9-1 (7)  |
| 4-4  | Alabama           | Tuscaloosa, Ala.  | W2     | 4-1      |
| 4-4  | Alabama           | Tuscaloosa, Ala.  | L1     | 2-10 (7) |
| 4-9  | South Alabama     | Mobile, Ala.      | W1     | 8-6 (13) |
| 4-10 | Mississippi State | Starkville, Miss. | W2     | 8-7      |
| 4-11 | Mississippi State | Starkville, Miss. | L1     | 2-4      |
| 4-15 | Spring Hill       | Mobile, Ala.      | W1     | 4-3 (10) |
| 4-19 | SPRING HILL       | USM               | L1     | 1-2 (11) |
| 4-21 | MISS. COLLEGE     | USM               | L2     | 3-4      |
| 4-26 | ALABAMA           | USM               | W1     | 5-1 (7)  |
| 4-26 | ALABAMA           | USM               | W2     | 6-4 (7)  |
| 4-27 | DELTA STATE       | USM               | L1     | 0-1 (10) |
| 4-28 | DELTA STATE       | USM               | L2     | 4-11 (8) |
| 5-1  | SOUTH ALABAMA     | USM               | L3     | 4-5      |
| 5-3  | Miss. College     | Clinton, Miss.    | L4     | 5-6      |



# Year-by-Year Results

## 1968

**Record: 8-12; Home: 5-7, Away: 3-5**  
**Coach C.J. "Pete" Taylor, 10th year**

| Date | Opponent          | Site              | Streak | Score    |
|------|-------------------|-------------------|--------|----------|
| 3-14 | AUBURN            | USM               | L1     | 4-6      |
| 3-15 | AUBURN            | USM               | L2     | 3-5 (10) |
| 3-18 | NICHOLLS ST.      | USM               | L3     | 2-7      |
| 3-19 | NICHOLLS ST.      | USM               | W1     | 4-1      |
| 3-26 | Alabama           | Tuscaloosa, Ala.  | L1     | 2-3      |
| 3-27 | Alabama           | Tuscaloosa, Ala.  | L2     | 1-2 (11) |
| 4-3  | MISS. COLLEGE     | USM               | W1     | 10-0     |
| 4-6  | Spring Hill       | Mobile, Ala.      | W2     | 11-1     |
| 4-8  | MACMURRAY         | USM               | L1     | 1-3      |
| 4-9  | MACMURRAY         | USM               | L2     | 1-7      |
| 4-10 | ALABAMA           | USM               | L3     | 1-5 (7)  |
| 4-10 | ALABAMA           | USM               | W1     | 5-3 (7)  |
| 4-15 | Mississippi State | Starkville, Miss. | W2     | 4-2      |
| 4-16 | Mississippi State | Starkville, Miss. | L1     | 3-4      |
| 4-20 | DELTA STATE       | USM               | L2     | 0-6      |
| 5-2  | SPRING HILL       | USM               | W1     | 3-0      |
| 5-3  | Delta State       | Cleveland, Miss.  | L1     | 0-8      |
| 5-4  | Delta State       | Cleveland, Miss.  | L2     | 2-5      |
| 5-8  | South Alabama     | Mobile, Ala.      | W1     | 5-3      |
| 5-10 | SOUTH ALABAMA     | USM               | W2     | 2-0      |

## 1969

**Record: 3-13; Home: 2-5, Away: 1-7, Neutral: 0-1**  
**Coach C.J. "Pete" Taylor, 11th year**

| Date | Opponent          | Site              | Streak | Score    |
|------|-------------------|-------------------|--------|----------|
| 3-14 | Nicholls St.      | Thibodaux, La.    | L1     | 2-6      |
| 3-21 | Ole Miss          | Oxford, Miss.     | L2     | 4-7      |
| 3-22 | Ole Miss          | Oxford, Miss.     | L3     | 3-4      |
| 3-26 | Spring Hill       | Mobile, Ala.      | W1     | 2-1 (10) |
| 3-28 | ALABAMA           | USM               | L1     | 5-6      |
| 3-29 | ALABAMA           | USM               | L2     | 2-5      |
| 4-4  | Alabama           | Tuscaloosa, Ala.  | L3     | 0-1      |
| 4-12 | South Alabama     | Mobile, Ala.w     | L4     | 1-8      |
| 4-22 | Mississippi State | Starkville, Miss. | L5     | 4-7      |
| 4-23 | Mississippi State | Starkville, Miss. | L6     | 1-12     |
| 4-29 | SPRING HILL       | USM               | W1     | 2-1      |
| 5-2  | DELTA STATE       | USM               | L1     | 4-5 (11) |
| 5-3  | DELTA STATE       | USM               | L2     | 2-3 (10) |
| 5-6  | SOUTH ALABAMA     | USM               | L3     | 3-6      |
| 5-7  | MISS. COLLEGE     | USM               | W1     | 5-4      |
| 5-10 | Miss. College     | Brookhaven, Miss. | L1     | 4-5      |

## 1970

**Record: 10-13; Home: 8-8, Away: 2-5**  
**Coach C.J. "Pete" Taylor, 12th year**

| Date | Opponent          | Site             | Streak | Score   |
|------|-------------------|------------------|--------|---------|
| 3-10 | NICHOLLS STATE    | USM              | L1     | 1-5     |
| 3-14 | Tulane            | New Orleans, La. | L2     | 0-2     |
| 3-14 | Tulane            | New Orleans, La. | L3     | 1-2     |
| 3-20 | Ole Miss          | Oxford, Miss.    | L4     | 1-14    |
| 3-24 | SIU-EDWARDSVILLE  | USM              | L5     | 2-4     |
| 3-25 | MONMOUTH COLL.    | USM              | W1     | 9-3     |
| 3-26 | GANNON            | USM              | W2     | 7-1     |
| 3-27 | GANNON            | USM              | W3     | 5-0     |
| 4-1  | OLE MISS          | USM              | L1     | 1-4 (7) |
| 4-1  | OLE MISS          | USM              | L2     | 2-3 (8) |
| 4-4  | UNO               | New Orleans, La. | W1     | 10-0    |
| 4-6  | MISSISSIPPI STATE | USM              | L1     | 1-3     |
| 4-7  | MISSISSIPPI STATE | USM              | L2     | 1-4     |
| 4-10 | MISS. COLLEGE     | USM              | W1     | 1-0     |
| 4-14 | LSU               | USM              | L1     | 5-2     |
| 4-15 | Spring Hill       | Mobile, Ala.     | W1     | 3-1     |
| 4-20 | SOUTH ALABAMA     | USM              | W2     | 1-0 (7) |
| 4-20 | SOUTH ALABAMA     | USM              | W3     | 6-2 (7) |
| 4-22 | Miss. College     | Clinton, Miss.   | L1     | 2-5     |
| 4-28 | SPRING HILL       | USM              | L2     | 1-4     |
| 5-1  | DELTA STATE       | USM              | W1     | 7-1     |
| 5-5  | LSU               | Baton Rouge, La. | L3     | 2-6     |
| 5-7  | UNO               | USM              | W1     | 2-1     |

## 1971

**Record: 17-10; Home: 11-1, Away: 6-9**  
**Coach C.J. "Pete" Taylor, 13th year**

| Date | Opponent          | Site              | Streak | Score    |
|------|-------------------|-------------------|--------|----------|
| 3-15 | WILLIAM CAREY     | USM               | W1     | 4-1      |
| 3-17 | LSU               | Baton Rouge, La.  | W2     | 8-0      |
| 3-19 | Alabama           | Tuscaloosa, Ala.  | L1     | 1-2 (7)  |
| 3-19 | Alabama           | Tuscaloosa, Ala.  | L2     | 0-3 (7)  |
| 3-22 | MISS. COLLEGE     | USM               | W1     | 10-3     |
| 3-27 | TULANE            | USM               | W2     | 2-0 (7)  |
| 3-27 | TULANE            | USM               | W3     | 10-0 (7) |
| 3-30 | William Carey     | H'burg-WCC        | W4     | 5-2      |
| 3-31 | Spring Hill       | Mobile, Ala.      | W5     | 4-2 (11) |
| 4-3  | South Alabama     | Mobile, Ala.      | L1     | 4-5 (10) |
| 4-3  | South Alabama     | Mobile, Ala.      | W1     | 3-2 (7)  |
| 4-7  | ALABAMA           | USM               | W2     | 4-0 (7)  |
| 4-7  | ALABAMA           | USM               | W3     | 4-1 (7)  |
| 4-8  | GANNON            | USM               | W4     | 3-0      |
| 4-9  | GANNON            | USM               | W5     | 12-4     |
| 4-12 | UNO               | USM               | W6     | 9-6      |
| 4-20 | Miss. College     | Clinton, Miss.    | L1     | 5-6      |
| 4-23 | Delta State       | Cleveland, Miss.  | L2     | 3-4      |
| 4-24 | Delta State       | Cleveland, Miss.  | L3     | 3-4 (11) |
| 4-27 | Mississippi State | Starkville, Miss. | L4     | 0-9      |
| 4-28 | Mississippi State | Starkville, Miss. | W1     | 6-3      |
| 4-30 | DELTA STATE       | USM               | W2     | 3-1      |
| 5-1  | DELTA STATE       | USM               | L1     | 0-3      |
| 5-3  | LSU               | USM               | W1     | 6-0      |
| 5-5  | UNO               | New Orleans, La.  | L1     | 2-7      |
| 5-6  | William Carey     | USM-SHP           | W1     | 6-3      |
| 5-10 | Ole Miss          | Oxford, Miss.     | L1     | 0-7      |

## 1972

**Record: 12-16; Home: 8-8, Away: 4-8**  
**Coach C.J. "Pete" Taylor, 14th year**

| Date | Opponent          | Site             | Streak | Score   |
|------|-------------------|------------------|--------|---------|
| 3-6  | LOUISIANA TECH    | USM              | L1     | 8-9     |
| 3-10 | DELTA STATE       | USM              | L2     | 5-8     |
| 3-11 | DELTA STATE       | USM              | W1     | 4-1     |
| 3-14 | Alabama           | Tuscaloosa, Ala. | L1     | 1-5 (7) |
| 3-14 | Alabama           | Tuscaloosa, Ala. | W1     | 7-6 (7) |
| 3-17 | OLE MISS          | USM              | L1     | 1-9     |
| 3-18 | OLE MISS          | USM              | L2     | 2-3 (6) |
| 3-21 | MISSISSIPPI STATE | USM              | L3     | 0-4 (7) |
| 3-21 | MISSISSIPPI STATE | USM              | W1     | 1-0 (7) |
| 3-24 | Ole Miss          | Oxford, Miss.    | L1     | 3-4 (8) |
| 3-24 | Ole Miss          | Oxford, Miss.    | W1     | 3-0 (7) |
| 3-31 | GANNON            | USM              | W2     | 8-3     |
| 4-1  | GANNON            | USM              | W3     | 9-2     |
| 4-6  | WILLIAM CAREY     | USM-SHP          | W4     | 2-0     |
| 4-7  | Nicholls State    | Thibodaux, La.   | L1     | 0-1     |
| 4-8  | Nicholls State    | Thibodaux, La.   | L2     | 0-4     |
| 4-11 | UNO               | New Orleans, La. | L3     | 2-7     |
| 4-15 | SPRING HILL       | USM              | W1     | 4-2 (7) |
| 4-15 | SPRING HILL       | USM              | W2     | 3-0 (7) |
| 4-18 | LSU               | Baton Rouge, La. | L1     | 3-5     |
| 4-21 | Delta State       | Cleveland, Miss. | L2     | 0-7     |
| 4-22 | Delta State       | Cleveland, Miss. | W1     | 5-1     |
| 4-24 | William Carey     | H'burg-WCC       | L1     | 6-18    |
| 4-27 | UNO               | USM              | L2     | 2-4     |
| 5-3  | SOUTH ALABAMA     | USM              | L3     | 0-2 (7) |
| 5-3  | SOUTH ALABAMA     | USM              | L4     | 0-8 (7) |
| 5-5  | MISS. COLLEGE     | Clinton, Miss.   | W1     | 6-3     |
| 5-6  | MISS. COLLEGE     | USM              | W2     | 6-1     |

## 1973

**Record: 12-12; Home: 12-4, Away: 0-8**  
**Coach C.J. "Pete" Taylor, 15th year**

| Date | Opponent          | Site              | Streak | Score   |
|------|-------------------|-------------------|--------|---------|
| 3-5  | LSU               | USM               | L1     | 0-2 (9) |
| 3-5  | LSU               | USM               | L2     | 1-3 (7) |
| 3-9  | OLE MISS          | USM               | W1     | 5-3 (7) |
| 3-9  | OLE MISS          | USM               | L1     | 1-3 (7) |
| 3-14 | Mississippi State | Starkville, Miss. | L2     | 4-6 (7) |
| 3-14 | Mississippi State | Starkville, Miss. | L3     | 4-8     |

|      |                  |                  |    |          |
|------|------------------|------------------|----|----------|
| 3-19 | SOUTHEASTERN LA. | USM              | W1 | 5-2      |
| 3-20 | Alabama          | Tuscaloosa, Ala. | L1 | 6-10     |
| 3-23 | LA.-MONROE       | USM              | W1 | 9-1      |
| 3-28 | WASHINGTON (Mo.) | USM              | W2 | 3-0 (7)  |
| 3-28 | WASHINGTON (Mo.) | USM              | W3 | 4-3 (7)  |
| 4-2  | NW MISSOURI      | USM              | W4 | 5-4 (7)  |
| 4-2  | NW MISSOURI      | USM              | W5 | 6-2 (7)  |
| 4-4  | NORTH PARK       | USM              | W6 | 3-1 (7)  |
| 4-4  | NORTH PARK       | USM              | W7 | 4-1 (7)  |
| 4-6  | Louisiana Tech   | Ruston, La.      | L1 | 1-2      |
| 4-10 | UNO              | USM              | L2 | 0-3      |
| 4-15 | South Alabama    | Mobile, Ala.     | L3 | 1-11     |
| 4-15 | South Alabama    | Mobile, Ala.     | L4 | 0-13 (7) |
| 5-1  | SPRING HILL      | USM              | W1 | 7-5      |
| 5-3  | MISS. COLLEGE    | USM              | W2 | 7-2 (7)  |
| 5-3  | MISS. COLLEGE    | USM              | W3 | 8-0 (7)  |
| 5-4  | Spring Hill      | Mobile, Ala.     | L1 | 4-10     |
| 5-5  | UNO              | New Orleans, La. | L2 | 2-6      |

## 1974

**Record: 16-12; Home: 12-7, Away: 4-5**  
**Coach C.J. "Pete" Taylor, 16th year**

| Date | Opponent          | Site             | Streak | Score    |
|------|-------------------|------------------|--------|----------|
| 3-6  | Miss. College     | Clinton, Miss.   | L1     | 8-11     |
| 3-8  | MISSISSIPPI STATE | USM              | W1     | 11-7     |
| 3-9  | MISSISSIPPI STATE | USM              | W2     | 5-3      |
| 3-12 | Alabama           | Tuscaloosa, Ala. | W3     | 3-2 (8)  |
| 3-12 | Alabama           | Tuscaloosa, Ala. | L1     | 3-10     |
| 3-18 | Ole Miss          | Oxford, Miss.    | W1     | 9-4 (7)  |
| 3-18 | Ole Miss          | Oxford, Miss.    | W2     | 3-2 (7)  |
| 3-20 | SOUTHEASTERN LA.  | USM              | W3     | 12-11    |
| 3-22 | La.-Monroe        | Monroe, La.      | W4     | 13-0     |
| 3-23 | La.-Monroe        | Monroe, La.      | W5     | 12-2     |
| 3-28 | NORTH PARK        | USM              | W6     | 6-2      |
| 3-29 | NORTH PARK        | USM              | W7     | 10-3 (7) |
| 3-29 | NORTH PARK        | USM              | W8     | 10-4 (7) |
| 3-30 | NORTH PARK        | USM              | L1     | 4-5      |
| 4-1  | SOUTH ALABAMA     | USM              | L2     | 5-7      |
| 4-5  | ALABAMA           | USM              | L3     | 0-14     |
| 4-10 | DELTA STATE       | USM              | L4     | 4-27     |
| 4-11 | DELTA STATE       | USM              | L5     | 4-6      |
| 4-17 | UNO               | USM              | L6     | 0-6      |
| 4-19 | MISS. COLLEGE     | USM              | W1     | 5-2      |
| 4-20 | South Alabama     | Mobile, Ala.     | L1     | 1-15     |
| 4-23 | Southeastern La.  | Hammond, La.     | W1     | 10-9     |
| 4-24 | OLE MISS          | USM-SHP          | W2     | 6-2 (7)  |
| 4-24 | OLE MISS          | USM-SHP          | L1     | 3-10 (7) |
| 4-28 | LSU               | Baton Rouge, La. | L2     | 7-8      |
| 5-1  | SPRING HILL       | USM              | W1     | 5-4 (7)  |
| 5-1  | UNO               | New Orleans, La. | W2     | 3-1 (7)  |
| 5-2  | UNO               | New Orleans, La. | L1     | 10-14    |

## 1975

**Record: 15-16; Home: 12-5, Away: 3-11**  
**Coach C.J. "Pete" Taylor, 17th year**

| Date | Opponent          | Site              | Streak | Score    |
|------|-------------------|-------------------|--------|----------|
| 3-4  | Alabama           | Tuscaloosa, Ala.  | L1     | 2-3 (11) |
| 3-4  | Alabama           | Tuscaloosa, Ala.  | L2     | 1-6 (7)  |
| 3-12 | Memphis           | USM               | L3     | 0-7 (7)  |
| 3-12 | Memphis           | USM               | W1     | 1-0 (7)  |
| 3-16 | Delta State       | Cleveland, Miss.  | L1     | 1-12 (7) |
| 3-16 | Delta State       | Cleveland, Miss.  | W1     | 4-1 (7)  |
| 3-17 | Mississippi State | Starkville, Miss. | W2     | 3-1      |
| 3-22 | SOUTHEASTERN LA.  | USM               | W3     | 8-5 (7)  |
| 3-22 | SOUTHEASTERN LA.  | USM               | L1     | 5-7 (7)  |
| 3-24 | GANNON            | USM               | W1     | 6-0      |
| 3-25 | OLE MISS          | USM               | W2     | 7-3 (7)  |
| 3-25 | OLE MISS          | USM               | W3     | 4-0 (7)  |
| 3-26 | GANNON            | USM               | W4     | 16-0     |
| 3-27 | ST. NORBERT       | USM               | W5     | 13-5 (7) |
| 3-27 | ST. NORBERT       | USM               | W6     | 12-0 (7) |
| 3-28 | GANNON            | USM               | W7     | 8-4 (8)  |
| 4-2  | ILL. WESLEYAN     | USM               | W8     | 8-4      |
| 4-3  | SOUTH ALABAMA     | USM               | L1     | 0-7 (7)  |
| 4-3  | SOUTH ALABAMA     | USM               | L2     | 1-7 (7)  |





# Year-by-Year Results

|      |                  |                  |    |           |
|------|------------------|------------------|----|-----------|
| 4-12 | TULANE           | USM              | L3 | 5-10(10)  |
| 4-15 | Southeastern La. | Hammond, La.     | L4 | 3-6 (7)   |
| 4-15 | Southeastern La. | Hammond, La.     | L5 | 2-6 (7)   |
| 4-19 | South Alabama    | Mobile, Ala.     | L6 | 1-2 (9)   |
| 4-19 | South Alabama    | Mobile, Ala.     | L7 | 1-3 (7)   |
| 4-21 | Ole Miss         | Oxford, Miss.    | L8 | 0-8 (7)   |
| 4-21 | Ole Miss         | Oxford, Miss.    | L9 | 2-4 (7)   |
| 4-24 | ALABAMA          | USM              | W1 | 7-6       |
| 4-26 | UNO              | New Orleans, La. | L1 | 1-3       |
| 4-28 | UNO              | USM              | W1 | 5-4 (10)  |
| 5-2  | Spring Hill      | Mobile, Ala.     | W2 | 10-8 (10) |
| 5-3  | Tulane           | New Orleans, La. | L1 | 2-4       |

## 1976

**Record: 20-21; Home: 19-10, Away: 1-11**

**Coach C.J. "Pete" Taylor, 18th year**

| Date | Opponent          | Site              | Streak | Score     |
|------|-------------------|-------------------|--------|-----------|
| 3-2  | ALABAMA           | USM               | L1     | 2-4 (10)  |
| 3-2  | ALABAMA           | USM               | L2     | 3-9 (7)   |
| 3-6  | South Alabama     | Mobile, Ala.      | L3     | 2-6       |
| 3-6  | South Alabama     | Mobile, Ala.      | L4     | 3-8 (7)   |
| 3-8  | ST. BERNARD       | USM               | W1     | 7-2       |
| 3-9  | ARKANSAS-LR       | USM               | W2     | 9-3 (7)   |
| 3-9  | ARKANSAS-LR       | USM               | W3     | 13-4 (7)  |
| 3-13 | MISSISSIPPI STATE | USM               | L1     | 2-5       |
| 3-17 | LOUISVILLE        | USM               | W1     | 11-1      |
| 3-18 | LOUISVILLE        | USM               | W2     | 5-3       |
| 3-22 | Alabama           | Tuscaloosa, Ala.  | L1     | 0-11 (7)  |
| 3-22 | Alabama           | Tuscaloosa, Ala.  | L2     | 2-10 (7)  |
| 3-26 | ILL. WESLEYAN     | USM               | W1     | 3-2       |
| 3-27 | ILL. WESLEYAN     | USM               | W2     | 3-2 (7)   |
| 3-27 | ILL. WESLEYAN     | USM               | W3     | 4-2 (7)   |
| 3-29 | NORTH PARK        | USM               | W4     | 18-0 (7)  |
| 3-29 | NORTH PARK        | USM               | W5     | 5-4 (7)   |
| 4-3  | UNO               | New Orleans, La.  | L1     | 3-6       |
| 4-6  | SPRING HILL       | USM               | W1     | 10-9 (7)  |
| 4-6  | SPRING HILL       | USM               | W2     | 3-2 (7)   |
| 4-9  | Ole Miss          | Oxford, Miss.     | L1     | 4-5 (7)   |
| 4-9  | Ole Miss          | Oxford, Miss.     | L2     | 2-4 (7)   |
| 4-10 | Memphis           | Memphis, Tenn.    | L3     | 2-4 (7)   |
| 4-10 | Memphis           | Memphis, Tenn.    | L4     | 0-7 (7)   |
| 4-12 | GANNON            | USM               | W1     | 11-1 (7)  |
| 4-12 | GANNON            | USM               | W2     | 8-7 (7)   |
| 4-13 | GANNON            | USM               | W3     | 6-1 (7)   |
| 4-13 | GANNON            | USM               | W4     | 6-5 (9)   |
| 4-14 | DELTA STATE       | USM               | L1     | 1-7       |
| 4-15 | DELTA STATE       | USM               | L2     | 6-12      |
| 4-16 | GANNON            | USM               | W1     | 4-2       |
| 4-20 | Mississippi State | Starkville, Miss. | L1     | 0-4 (7)   |
| 4-20 | Mississippi State | Starkville, Miss. | L2     | 10-11 (7) |
| 4-22 | UNO               | USM               | L3     | 5-6       |
| 4-24 | TULANE            | USM               | W1     | 5-4 (7)   |
| 4-24 | TULANE            | USM               | L1     | 1-9 (7)   |
| 4-27 | SOUTHEASTERN LA.  | USM               | W1     | 1-0 (7)   |
| 4-27 | SOUTHEASTERN LA.  | USM               | L1     | 4-5 (8)   |
| 4-30 | Spring Hill       | Mobile, Ala.      | W1     | 8-1 (7)   |
| 5-4  | SOUTH ALABAMA     | USM               | L1     | 0-4 (7)   |
| 5-4  | SOUTH ALABAMA     | USM               | L2     | 2-3 (7)   |

## 1977

**Record: 17-16; Home: 11-7, Away: 6-9**

**Coach C.J. "Pete" Taylor, 19th year**

| Date | Opponent          | Site             | Streak | Score   |
|------|-------------------|------------------|--------|---------|
| 3-8  | NW MISSOURI       | USM              | W1     | 6-1 (7) |
| 3-8  | NW MISSOURI       | USM              | L1     | 2-3 (7) |
| 3-11 | Delta State       | Cleveland, Miss. | L2     | 4-14    |
| 3-12 | Delta State       | Cleveland, Miss. | L3     | 3-5 (7) |
| 3-12 | Delta State       | Cleveland, Miss. | L4     | 5-8 (7) |
| 3-15 | ALABAMA           | USM              | W1     | 1-0 (7) |
| 3-15 | ALABAMA           | USM              | L1     | 1-8 (7) |
| 3-16 | OLE MISS          | USM              | W1     | 4-3 (7) |
| 3-16 | OLE MISS          | USM              | W2     | 5-2 (7) |
| 3-19 | SPRING HILL       | USM              | L1     | 3-5     |
| 3-25 | MISSISSIPPI STATE | USM              | W1     | 4-2     |
| 3-26 | MISSISSIPPI STATE | USM              | L1     | 1-9     |

|      |                  |                  |    |          |
|------|------------------|------------------|----|----------|
| 3-30 | Delta State      | Jackson-SW       | L2 | 2-3      |
| 4-2  | TULANE           | USM              | L3 | 1-6 (7)  |
| 4-2  | TULANE           | USM              | L4 | 1-9 (7)  |
| 4-5  | GANNON           | USM              | W1 | 6-2 (7)  |
| 4-5  | GANNON           | USM              | W2 | 6-3 (7)  |
| 4-6  | GANNON           | USM              | W3 | 3-0 (7)  |
| 4-6  | GANNON           | USM              | W4 | 5-0 (7)  |
| 4-8  | GANNON           | USM              | W5 | 5-2      |
| 4-12 | SOUTHEASTERN LA. | USM              | L1 | 1-8 (7)  |
| 4-12 | SOUTHEASTERN LA. | USM              | W1 | 3-2 (7)  |
| 4-14 | South Alabama    | Mobile, Ala.     | L1 | 0-13 (7) |
| 4-14 | South Alabama    | Mobile, Ala.     | L2 | 0-6      |
| 4-16 | UNO              | New Orleans, La. | L3 | 1-9 (7)  |
| 4-16 | UNO              | New Orleans, La. | W1 | 2-1 (7)  |
| 4-18 | Ole Miss         | Oxford, Miss.    | W2 | 9-5 (7)  |
| 4-18 | Ole Miss         | Oxford, Miss.    | L1 | 2-5 (7)  |
| 4-23 | Alabama          | Tuscaloosa, Ala. | L2 | 4-12 (7) |
| 4-23 | Alabama          | Tuscaloosa, Ala. | W1 | 7-5 (7)  |
| 4-26 | Southeastern La. | Hammond, La.     | W2 | 6-3 (7)  |
| 4-26 | Southeastern La. | Hammond, La.     | W3 | 8-0 (7)  |
| 4-30 | Spring Hill      | Mobile, Ala.     | W4 | 8-5      |

## 1978

**Record: 15-24; Home: 13-9, Away: 2-11, Neutral: 0-4**

**Coach C.J. "Pete" Taylor, 20th year**

| Date | Opponent          | Site              | Streak | Score      |
|------|-------------------|-------------------|--------|------------|
| 3-10 | UNO               | USM-SHP           | L1     | 1-5 (7)    |
| 3-10 | UNO               | USM-SHP           | L2     | 3-8 (7)    |
| 3-11 | MISS. COLLEGE     | USM               | W1     | 7-6 (7)    |
| 3-11 | MISS. COLLEGE     | USM               | W2     | 3-2 (7)    |
| 3-13 | ALABAMA           | USM-SHP           | W3     | 12-6 (7)   |
| 3-13 | ALABAMA           | USM-SHP           | L1     | 0-7 (7)    |
| 3-15 | Southeastern La.  | Hammond, La.      | L2     | 2-9 (7)    |
| 3-15 | Southeastern La.  | Hammond, La.      | L3     | 7-14 (7)   |
| 3-17 | Delta State       | Laurel, Miss.     | L4     | 2-11       |
| 3-18 | DELTA STATE       | USM               | W1     | 11-9 (7)   |
| 3-18 | DELTA STATE       | USM               | L1     | 4-15 (7)   |
| 3-21 | GANNON            | USM               | W1     | 5-4 (7)    |
| 3-21 | GANNON            | USM               | W2     | 7-0 (7)    |
| 3-22 | GANNON            | USM               | W3     | 4-3 (14)   |
| 3-28 | MILLIKEN          | USM               | W4     | 2-1 (7)    |
| 3-28 | MILLIKEN          | USM               | W5     | 2-1 (7)    |
| 3-29 | MILLIKEN          | USM               | W6     | 5-4 (7)    |
| 3-29 | MILLIKEN          | USM               | W7     | 11-1 (7)   |
| 3-30 | ELON              | USM               | L1     | 0-10 (7)   |
| 3-30 | ELON              | USM               | W1     | 7-5 (7)    |
| 3-31 | ELON              | USM               | L1     | 1-8 (7)    |
| 3-31 | ELON              | USM               | L2     | 1-2 (7)    |
| 4-2  | West Alabama      | Livingston, Ala.  | L3     | 5-6        |
| 4-4  | Delta State       | Jackson, Miss.    | L4     | 0-9        |
| 4-6  | SPRING HILL       | USM               | W1     | 7-5        |
| 4-9  | Ole Miss          | Oxford, Miss.     | L1     | 1-2 (7)    |
| 4-9  | Ole Miss          | Oxford, Miss.     | L2     | 1-22 (7)   |
| 4-10 | Mississippi State | Starkville, Miss. | L3     | 3-7        |
| 4-10 | Mississippi State | Starkville, Miss. | L4     | 5-9        |
| 4-16 | WEST ALABAMA      | USM               | L5     | 10-12 (11) |
| 4-22 | Alabama           | Tuscaloosa, Ala.  | L6     | 0-10 (7)   |
| 4-22 | Alabama           | Tuscaloosa, Ala.  | W1     | 8-6 (7)    |
| 4-24 | OLE MISS          | USM               | L1     | 1-3 (7)    |
| 4-24 | OLE MISS          | USM               | L2     | 3-6 (7)    |
| 4-25 | Miss. College     | Jackson, Miss.    | L3     | 8-14 (7)   |
| 4-25 | Miss. College     | Jackson, Miss.    | L4     | 6-10 (7)   |
| 4-30 | Spring Hill       | Mobile, Ala.      | W1     | 6-5        |
| 5-1  | UNO               | New Orleans, La.  | L1     | 1-2 (7)    |
| 5-1  | UNO               | New Orleans, La.  | L2     | 1-2 (7)    |

## 1979

**Record: 13-21; Home: 9-9, Away: 3-11, Neutral: 1-1**

**Coach C.J. "Pete" Taylor, 21st year**

| Date | Opponent        | Site             | Streak | Score   |
|------|-----------------|------------------|--------|---------|
| 3-5  | WASHINGTON      | USM              | W1     | 16-0    |
| 3-6  | West Alabama    | Livingston, Ala. | L1     | 2-3 (7) |
| 3-6  | West Alabama    | Livingston, Ala. | L2     | 1-2 (7) |
| 3-9  | DELTA STATE     | USM              | W1     | 19-8    |
| 3-14 | Louisiana State | Baton Rouge, La. | L1     | 0-1 (7) |

|      |                   |                  |    |           |
|------|-------------------|------------------|----|-----------|
| 3-14 | Louisiana State   | Baton Rouge, La. | L2 | 1-2 (7)   |
| 3-15 | Alabama           | Jackson-SW       | W1 | 6-3 (7)   |
| 3-15 | Alabama           | Jackson-SW       | L1 | 5-10 (7)  |
| 3-17 | SOUTHEASTERN LA.  | USM              | L2 | 3-8 (12)  |
| 3-19 | MISS. COLLEGE     | USM-SHP          | W1 | 2-1 (7)   |
| 3-19 | MISS. COLLEGE     | USM-SHP          | L1 | 4-7 (7)   |
| 3-24 | LOUISVILLE        | USM              | L2 | 9-10      |
| 3-25 | MISSISSIPPI STATE | USM              | L3 | 2-17      |
| 3-26 | MISSISSIPPI STATE | USM              | L4 | 8-9       |
| 3-28 | NORTH PARK        | USM              | W1 | 11-1      |
| 3-29 | NORTH PARK        | USM              | W2 | 5-4 (7)   |
| 3-29 | NORTH PARK        | USM              | W3 | 9-7 (7)   |
| 4-1  | LSU               | USM-SHP          | W4 | 6-1 (7)   |
| 4-1  | LSU               | USM-SHP          | L1 | 10-14 (7) |
| 4-5  | WEST ALABAMA      | USM              | L2 | 1-7 (7)   |
| 4-5  | WEST ALABAMA      | USM              | W1 | 2-1 (7)   |
| 4-7  | Tulane            | New Orleans, La. | L1 | 0-1 (7)   |
| 4-7  | Tulane            | New Orleans, La. | W1 | 2-0 (7)   |
| 4-12 | SPRING HILL       | USM              | L1 | 9-13      |
| 4-17 | Southeastern La.  | Hammond, La.     | W1 | 9-4 (7)   |
| 4-17 | Southeastern La.  | Hammond, La.     | W2 | 6-5 (7)   |
| 4-21 | Ole Miss          | Oxford, Miss.    | L1 | 0-8       |
| 4-24 | UNO               | New Orleans, La. | L2 | 0-12 (7)  |
| 4-24 | UNO               | New Orleans, La. | L3 | 0-2 (7)   |
| 4-25 | Spring Hill       | Mobile, Ala.     | L4 | 1-2 (9)   |
| 4-30 | Miss. College     | Clinton, Miss.   | L5 | 7-8       |
| 4-30 | Miss. College     | Clinton, Miss.   | L6 | 5-8 (7)   |
| 5-1  | UNO               | USM              | W1 | 3-2 (10)  |
| 5-1  | UNO               | USM              | L1 | 2-11 (7)  |

## 1980

**Record: 17-13; Home: 13-7, Away: 4-6, Neutral: 0-0**

**Coach C.J. "Pete" Taylor, 22nd year**

| Date | Opponent          | Site              | Streak | Score    |
|------|-------------------|-------------------|--------|----------|
| 2-26 | Louisiana State   | Baton Rouge, La.  | W1     | 11-7     |
| 2-27 | Louisiana State   | Baton Rouge, La.  | L1     | 3-4 (11) |
| 3-3  | GANNON            | USM               | W1     | 8-7 (7)  |
| 3-3  | GANNON            | USM               | W2     | 3-1 (5)  |
| 3-4  | GANNON            | USM               | W3     | 8-1 (7)  |
| 3-4  | GANNON            | USM               | W4     | 11-0 (5) |
| 3-10 | NAVY              | USM               | L1     | 12-6     |
| 3-11 | Spring Hill       | Mobile, Ala.      | W1     | 1-0      |
| 3-15 | UNO               | New Orleans, La.  | W2     | 8-6      |
| 3-22 | UAB               | USM               | L1     | 4-6      |
| 3-23 | WEST ALABAMA      | USM               | L2     | 5-6 (7)  |
| 3-23 | WEST ALABAMA      | USM               | L3     | 8-11 (7) |
| 3-29 | Southeastern La.  | Hammond, La.      | L4     | 4-5 (8)  |
| 3-29 | Southeastern La.  | Hammond, La.      | W1     | 6-4 (7)  |
| 4-1  | SPRING HILL       | USM               | W2     | 5-4 (8)  |
| 4-4  | NORTH PARK        | USM               | W3     | 3-1 (7)  |
| 4-4  | NORTH PARK        | USM               | W4     | 2-0 (7)  |
| 4-10 | Mississippi State | Starkville, Miss. | L1     | 1-9      |
| 4-10 | Mississippi State | Starkville, Miss. | L2     | 2-4      |
| 4-15 | UNO               | USM               | L3     | 0-4 (7)  |
| 4-15 | UNO               | USM               | L4     | 2-10 (7) |
| 4-17 | LSU               | USM               | L5     | 2-5 (7)  |
| 4-17 | LSU               | USM               | W1     | 5-4 (8)  |
| 4-18 | MISS. COLLEGE     | USM               | W2     | 5-4 (7)  |
| 4-18 | MISS. COLLEGE     | USM               | W3     | 8-7 (8)  |
| 4-20 | Ole Miss          | Oxford, Miss.     | L1     | 0-4 (7)  |
| 4-20 | Ole Miss          | Oxford, Miss.     | L2     | 0-8 (7)  |
| 4-24 | SOUTHEASTERN LA.  | USM               | W1     | 11-4 (7) |
| 4-24 | SOUTHEASTERN LA.  | USM               | W2     | 5-4 (7)  |
| 4-25 | ALABAMA           | USM               | W3     | 9-3      |

## 1981

**Record: 23-26; Home: 20-10, Away: 3-15, Neutral: 0-1**

**Coach C.J. "Pete" Taylor, 23rd year**

| Date | Opponent     | Site             | Streak | Score   |
|------|--------------|------------------|--------|---------|
| 2-23 | LSU          | USM              | W1     | 5-4 (7) |
| 2-23 | LSU          | USM              | W2     | 8-7 (6) |
| 2-28 | West Alabama | Livingston, Ala. | W3     | 5-4 (7) |
| 2-28 | West Alabama | Livingston, Ala. | L1     | 1-2 (7) |
| 3-2  | UAB          | Birmingham, Ala. | L2     | 3-8 (7) |
| 3-2  | UAB          | Birmingham, Ala. | L3     | 3-7 (7) |



# Year-by-Year Results

|         |                   |                   |    |          |
|---------|-------------------|-------------------|----|----------|
| 3-7     | UNO               | New Orleans, La.  | L4 | 0-1 (10) |
| 3-7     | UNO               | New Orleans, La.  | L5 | 2-6 (7)  |
| 3-9     | SW BAPTIST        | USM               | W1 | 13-6 (7) |
| 3-9     | SW BAPTIST        | USM               | W2 | 12-7 (6) |
| 3-10    | NAVY              | USM               | W3 | 6-3 (7)  |
| 3-10    | NAVY              | USM               | L1 | 2-7 (5)  |
| 3-11    | Spring Hill       | Mobile, Ala.      | W1 | 8-4      |
| 3-13    | MISS. COLLEGE     | USM               | L1 | 3-5 (7)  |
| 3-13    | MISS. COLLEGE     | USM               | W1 | 7-4 (6)  |
| 3-16    | OLE MISS          | USM               | L1 | 3-6      |
| 3-17    | ALABAMA           | USM               | L2 | 10-16    |
| 3-18    | ALABAMA           | USM               | L3 | 1-10     |
| 3-20    | CEN. METHODIST    | USM               | W1 | 17-5 (7) |
| 3-20    | CEN. METHODIST    | USM               | W2 | 15-5 (7) |
| 3-21    | Ole Miss          | Oxford, Miss.     | L1 | 3-9      |
| 3-25    | Southeastern La.  | Hammond, La.      | W1 | 8-4 (7)  |
| 3-25    | Southeastern La.  | Hammond, La.      | L1 | 0-5 (7)  |
| 3-27    | MISSISSIPPI STATE | USM-SHP           | L2 | 4-5      |
| 3-28    | MISSISSIPPI STATE | USM-SHP           | L3 | 2-6      |
| 3-30    | NORTH PARK        | USM               | W1 | 9-0 (7)  |
| 3-30    | NORTH PARK        | USM               | W2 | 8-2 (7)  |
| 4-1     | WEST ALABAMA      | USM               | W3 | 6-1 (7)  |
| 4-1     | WEST ALABAMA      | USM               | L1 | 0-2 (7)  |
| 4-3     | NORTH PARK        | USM               | W1 | 5-4 (7)  |
| 4-3     | NORTH PARK        | USM               | W2 | 8-0 (7)  |
| 4-4     | Miss. College     | Clinton, Miss.    | L1 | 4-7 (7)  |
| 4-7     | SPRING HILL       | USM               | W1 | 16-2     |
| 4-10    | Delta State       | Greenville, Miss. | L1 | 2-15     |
| 4-11    | Delta State       | Cleveland, Miss.  | L2 | 0-3 (7)  |
| 4-11    | Delta State       | Cleveland, Miss.  | L3 | 4-15 (7) |
| 4-14    | Alabama           | Tuscaloosa, Ala.  | L4 | 5-9      |
| 4-15    | Alabama           | Tuscaloosa, Ala.  | L5 | 1-4      |
| 4-16    | LA.-LAFAYETTE     | USM-SHP           | W1 | 2-1      |
| 4-17    | LA.-LAFAYETTE     | USM               | W2 | 11-4 (7) |
| 4-17    | LA.-LAFAYETTE     | USM               | W3 | 6-3 (7)  |
| 4-22    | Louisiana State   | Baton Rouge, La.  | W4 | 5-2 (7)  |
| 4-22    | Louisiana State   | Baton Rouge, La.  | L1 | 5-9 (7)  |
| 4-23    | SOUTHEASTERN LA.  | USM               | W1 | 10-9 (7) |
| 4-23    | SOUTHEASTERN LA.  | USM               | W2 | 7-0      |
| Forfeit |                   |                   |    |          |
| 4-24    | TULANE            | USM               | L1 | 4-5 (7)  |
| 4-24    | TULANE            | USM               | L2 | 5-7 (11) |
| 4-27    | UNO               | USM               | L3 | 0-9 (7)  |
| 4-27    | UNO               | USM               | L4 | 2-6 (7)  |

## 1982

**Record: 9-24; Home: 8-10, Away: 1-14**  
**Coach C.J. "Pete" Taylor, 24th year**

| Date | Opponent      | Site              | Streak | Score    |
|------|---------------|-------------------|--------|----------|
| 2-24 | LSU           | USM               | W1     | 8-9      |
| 2-25 | LSU           | USM               | L1     | 5-10     |
| 2-27 | Florida State | Tallahassee, Fla. | L2     | 7-16     |
| 2-28 | Florida State | Tallahassee, Fla. | L3     | 1-20     |
| 3-2  | ALABAMA       | USM               | L4     | 4-9      |
| 3-3  | ALABAMA       | USM               | L5     | 1-11     |
| 3-5  | MISS. COLLEGE | USM               | W1     | 4-1 (7)  |
| 3-5  | MISS. COLLEGE | USM               | L1     | 1-4 (6)  |
| 3-9  | NAVY          | USM               | W1     | 5-2 (7)  |
| 3-9  | NAVY          | USM               | W2     | 7-6 (7)  |
| 3-12 | DELTA STATE   | USM               | L1     | 3-11 (7) |
| 3-12 | DELTA STATE   | USM               | W1     | 5-7 (5)  |
| 3-13 | TULANE        | USM               | W2     | 3-1 (7)  |
| 3-13 | TULANE        | USM               | L1     | 3-11 (7) |
| 3-17 | La.-Lafayette | Lafayette, La.    | L2     | 1-10     |
| 3-18 | La.-Lafayette | Lafayette, La.    | L3     | 2-8 (7)  |
| 3-18 | La.-Lafayette | Lafayette, La.    | L4     | 0-5 (7)  |
| 3-19 | SW BAPTIST    | USM               | L5     | 3-4 (7)  |
| 3-19 | SW BAPTIST    | USM               | W1     | 11-5 (6) |
| 3-20 | WEST ALABAMA  | USM               | L1     | 4-6 (7)  |
| 3-20 | WEST ALABAMA  | USM               | L2     | 0-2 (7)  |
| 3-22 | UAB           | USM               | L3     | 0-4      |
| 3-30 | Alabama       | Tuscaloosa, Ala.  | L4     | 2-12     |
| 3-31 | Alabama       | Tuscaloosa, Ala.  | L5     | 1-7      |
| 4-2  | NORTH PARK    | USM               | W1     | 16-3     |
| 4-3  | Tulane        | New Orleans, La.  | L1     | 0-6 (7)  |

|      |                   |                   |    |         |
|------|-------------------|-------------------|----|---------|
| 4-3  | Tulane            | New Orleans, La.  | L2 | 5-6 (7) |
| 4-5  | Miss. College     | Clinton, Miss.    | L3 | 4-5 (7) |
| 4-5  | Miss. College     | Clinton, Miss.    | L4 | 1-2 (7) |
| 4-14 | Mississippi State | Starkville, Miss. | L5 | 3-15    |
| 4-14 | Mississippi State | Starkville, Miss. | L6 | 1-10    |
| 4-19 | Louisiana State   | Baton Rouge, La.  | L7 | 3-4     |
| 4-20 | Ole Miss          | Oxford, Miss.     | W1 | 2-0 (5) |

## 1983

**Record: 11-33; Home: 9-14, Away: 2-17, Neutral: 0-2,**  
**Metro: 0-6**

**Coach C.J. "Pete" Taylor, 25th year**

| Date | Opponent          | Site              | Streak | Score    |
|------|-------------------|-------------------|--------|----------|
| 2-12 | *Florida State    | Tallahassee, Fla. | L1     | 2-4 (7)  |
| 2-12 | *Florida State    | Tallahassee, Fla. | L2     | 4-8 (7)  |
| 2-26 | LA.-MONROE        | USM               | W1     | 5-4 (7)  |
| 2-26 | LA.-MONROE        | USM               | W2     | 5-1 (7)  |
| 3-1  | Alabama           | Tuscaloosa, Ala.  | L1     | 7-18     |
| 3-2  | Alabama           | Tuscaloosa, Ala.  | L2     | 1-4      |
| 3-7  | Delta State       | Cleveland, Miss.  | L3     | 3-10 (7) |
| 3-7  | Delta State       | Cleveland, Miss.  | L4     | 4-5 (7)  |
| 3-8  | NICHOLLS STATE    | USM               | L5     | 6-8 (7)  |
| 3-8  | NICHOLLS STATE    | USM               | W1     | 2-1 (7)  |
| 3-10 | NAVY              | USM               | L1     | 1-5 (7)  |
| 3-10 | NAVY              | USM               | W1     | 5-4 (6)  |
| 3-11 | SW BAPTIST        | USM               | W2     | 5-2 (7)  |
| 3-11 | SW BAPTIST        | USM               | W3     | 16-3 (7) |
| 3-15 | UAB               | Birmingham, Ala.  | W4     | 8-4      |
| 3-18 | *Tulane           | New Orleans, La.  | L1     | 6-12 (7) |
| 3-18 | *Tulane           | New Orleans, La.  | L2     | 1-10 (7) |
| 3-19 | Nicholls State    | Thibodaux, La.    | L3     | 3-4 (16) |
| 3-22 | South Alabama     | Mobile, Ala.      | L4     | 0-10 (7) |
| 3-22 | South Alabama     | Mobile, Ala.      | L5     | 5-6 (7)  |
| 3-29 | LA.-LAFAYETTE     | USM               | L6     | 1-4 (7)  |
| 3-29 | LA.-LAFAYETTE     | USM               | L7     | 1-6 (7)  |
| 3-31 | NORTH PARK        | USM               | W1     | 10-1 (7) |
| 3-31 | NORTH PARK        | USM               | W2     | 12-3 (7) |
| 4-2  | Louisiana State   | Baton Rouge, La.  | L1     | 7-8 (7)  |
| 4-2  | Louisiana State   | Baton Rouge, La.  | L2     | 4-9 (7)  |
| 4-11 | OLE MISS          | USM               | L3     | 4-6      |
| 4-12 | MISSISSIPPI STATE | USM-SHP           | L4     | 6-9      |
| 4-13 | MISSISSIPPI STATE | USM               | L5     | 12-17    |
| 4-15 | MISS. COLLEGE     | USM               | W1     | 3-2 (7)  |
| 4-15 | MISS. COLLEGE     | USM               | L1     | 7-10 (7) |
| 4-16 | *TULANE           | USM               | L2     | 3-7 (7)  |
| 4-16 | *TULANE           | USM               | L3     | 6-15 (7) |
| 4-18 | LSU               | USM               | L4     | 8-19     |
| 4-19 | LSU               | USM               | L5     | 1-13 (7) |
| 4-21 | Ole Miss          | Meridian, Miss.   | L6     | 19-20    |
| 4-23 | UNO               | New Orleans, La.  | W1     | 10-4 (7) |
| 4-23 | UNO               | New Orleans, La.  | L1     | 2-7 (7)  |
| 4-25 | Miss. College     | Clinton, Miss.    | L2     | 1-11 (7) |
| 4-25 | Miss. College     | Clinton, Miss.    | L3     | 1-5 (7)  |
| 4-26 | ALABAMA           | USM-SHP           | L4     | 1-17     |
| 4-27 | ALABAMA           | USM               | L5     | 3-9      |

## Metro Conference Tournament

|      |               |                   |    |      |
|------|---------------|-------------------|----|------|
| 5-12 | Florida State | Tallahassee, Fla. | L6 | 7-14 |
| 5-13 | Virginia Tech | Tallahassee, Fla. | L7 | 2-11 |

## 1984

**Record: 13-36-2; Home: 9-11-2, Away: 3-23, Neutral: 1-2, Day:**  
**11-24-2, Night: 2-12, Metro: 1-11**

**Coach Hill Denson, 1st year**

| Date | Opponent         | Site             | Streak | Score    |
|------|------------------|------------------|--------|----------|
| 2-18 | WEST ALABAMA     | USM              | W1     | 4-2 (7)  |
| 2-18 | WEST ALABAMA     | USM              | W2     | 5-1 (7)  |
| 2-20 | LSU              | USM              | L1     | 1-7 (7)  |
| 2-20 | LSU              | USM              | L2     | 7-8 (5)  |
| 2-25 | SOUTHEASTERN LA. | USM              | W1     | 5-2 (7)  |
| 2-25 | SOUTHEASTERN LA. | USM              | W2     | 10-5 (7) |
| 2-27 | LSU              | Baton Rouge, La. | L1     | 2-15 (5) |
| 2-27 | LSU              | Baton Rouge, La. | L2     | 1-6 (7)  |
| 3-7  | ALABAMA          | USM              | L3     | 2-11     |
| 3-8  | ALABAMA          | USM              | L4     | 3-14     |

|      |                   |                   |     |           |
|------|-------------------|-------------------|-----|-----------|
| 3-10 | *Tulane           | New Orleans, La.  | L5  | 3-5 (7)   |
| 3-10 | *Tulane           | New Orleans, La.  | L6  | 2-7 (7)   |
| 3-11 | CHICAGO STATE     | USM               | W1  | 6-2 (7)   |
| 3-11 | CHICAGO STATE     | USM               | W2  | 6-1 (7)   |
| 3-14 | *Florida State    | Tallahassee, Fla. | W3  | 9-8       |
| 3-15 | *Florida State    | Tallahassee, Fla. | L1  | 5-7       |
| 3-16 | *Florida State    | Tallahassee, Fla. | L2  | 6-12      |
| 3-24 | Nicholls State    | Thibodaux, La.    | L3  | 2-3 (7)   |
| 3-24 | Nicholls State    | Thibodaux, La.    | L4  | 6-9 (7)   |
| 3-25 | NORTH PARK        | USM               | W1  | 12-0 (7)  |
| 3-25 | NORTH PARK        | USM               | W2  | 3-6 (7)   |
| 3-28 | Southeastern La.  | Hammond, La.      | W3  | 9-3 (7)   |
| 3-28 | Southeastern La.  | Hammond, La.      | W4  | 6-5 (7)   |
| 3-30 | DELTA STATE       | USM               | L1  | 8-9 (10)  |
| 3-31 | DELTA STATE       | USM               | W1  | 10-6 (7)  |
| 3-31 | DELTA STATE       | USM               | T   | 6-6 (9)   |
| 4-3  | Miss. College     | Clinton, Miss.    | L1  | 5-6 (7)   |
| 4-3  | Miss. College     | Clinton, Miss.    | L2  | 4-10 (7)  |
| 4-5  | Ole Miss          | Oxford, Miss.     | L3  | 7-19      |
| 4-6  | *Memphis          | Memphis, Tenn.    | L4  | 6-7       |
| 4-7  | *Memphis          | Memphis, Tenn.    | L5  | 0-10      |
| 4-11 | La.-Monroe        | Monroe, La.       | L6  | 9-10 (7)  |
| 4-11 | La.-Monroe        | Monroe, La.       | L7  | 4-5 (7)   |
| 4-14 | Mississippi State | Starkville, Miss. | L8  | 5-10      |
| 4-15 | Mississippi State | Starkville, Miss. | L9  | 5-8       |
| 4-17 | Alabama           | Tuscaloosa, Ala.  | L10 | 2-6       |
| 4-18 | Alabama           | Tuscaloosa, Ala.  | L11 | 4-14      |
| 4-21 | MISS. COLLEGE     | USM               | L12 | 10-12 (8) |
| 4-21 | MISS. COLLEGE     | USM               | T   | 11-11 (6) |
| 4-24 | West Alabama      | Livingston, Ala.  | L1  | 4-5 (8)   |
| 4-24 | West Alabama      | Livingston, Ala.  | L2  | 6-10 (7)  |
| 4-25 | *TULANE           | USM               | L3  | 4-14 (7)  |
| 4-25 | *TULANE           | USM               | L4  | 3-6 (7)   |
| 4-28 | La.-Lafayette     | Lafayette, La.    | L5  | 3-6 (7)   |
| 4-28 | La.-Lafayette     | Lafayette, La.    | L6  | 0-6 (7)   |
| 5-1  | *FLORIDA STATE    | USM               | L7  | 3-9       |
| 5-2  | *FLORIDA STATE    | USM               | L8  | 2-11      |
| 5-3  | *FLORIDA STATE    | USM               | L9  | 6-16      |

## Metro Conference Tournament

|      |                |                   |    |      |
|------|----------------|-------------------|----|------|
| 5-10 | Tulane         | Tallahassee, Fla. | W1 | 7-5  |
| 5-11 | South Carolina | Tallahassee, Fla. | L1 | 5-8  |
| 5-12 | Virginia Tech  | Tallahassee, Fla. | L2 | 5-17 |

\*Metro Conference Game

## 1985

**Record: 28-41; Home:19-19, Away:9-20, Neutral: 0-2, Day:**  
**26-32, Night: 2-10, Metro: 5-12**

**Coach Hill Denson, 2nd year**

| Date | Opponent         | Site              | Streak | Score    |
|------|------------------|-------------------|--------|----------|
| 2-16 | *Florida State   | Tallahassee, Fla. | L1     | 1-20     |
| 2-16 | *Florida State   | Tallahassee, Fla. | L2     | 4-10 (7) |
| 2-17 | *Florida State   | Tallahassee, Fla. | L3     | 3-24     |
| 2-19 | LA.-MONROE       | USM-PTP           | W1     | 3-1 (7)  |
| 2-19 | LA.-MONROE       | USM-PTP           | W2     | 5-2 (7)  |
| 2-20 | Alabama          | Tuscaloosa, Ala.  | L1     | 1-11     |
| 2-21 | Alabama          | Tuscaloosa, Ala.  | L2     | 3-4 (13) |
| 2-22 | VANDERBILT       | USM-PTP           | W1     | 14-12    |
| 2-23 | VANDERBILT       | USM-PTP           | W2     | 5-4      |
| 2-24 | VANDERBILT       | USM-PTP           | L1     | 2-3      |
| 3-2  | *TULANE          | USM-PTP           | W1     | 6-4 (7)  |
| 3-2  | *TULANE          | USM-PTP           | L1     | 0-13 (7) |
| 3-3  | *TULANE          | USM-PTP           | L2     | 5-10     |
| 3-5  | Nicholls State   | Thibodaux, La.    | L3     | 0-7      |
| 3-6  | Nicholls State   | Thibodaux, La.    | W1     | 1-0      |
| 3-8  | Southeastern La. | Hammond, La.      | L1     | 2-4 (7)  |
| 3-8  | Southeastern La. | Hammond, La.      | L2     | 3-9 (7)  |
| 3-9  | NW (La.) St.     | Natchitoches, La. | L3     | 7-9 (11) |
| 3-10 | NW (La.) St.     | Natchitoches, La. | W1     | 15-2     |
| 3-11 | NW (La.) St.     | Natchitoches, La. | W2     | 12-9     |
| 3-12 | Louisiana Tech   | Ruston, La.       | W3     | 9-8      |
| 3-13 | Grambling        | Grambling, La.    | W4     | 17-12    |
| 3-13 | La.-Monroe       | Monroe, La.       | L1     | 5-6 (10) |
| 3-20 | Delta State      | Cleveland, Miss.  | W1     | 7-4      |
| 3-22 | KENT             | USM-PTP           | W2     | 12-5 (7) |
| 3-22 | KENT             | USM-PTP           | L1     | 2-8 (5)  |



# Year-by-Year Results

|      |                   |                  |    |          |
|------|-------------------|------------------|----|----------|
| 3-23 | *FLORIDA STATE    | USM-PTP          | L2 | 6-17     |
| 3-23 | *FLORIDA STATE    | USM-SHP          | L3 | 0-6      |
| 3-24 | *FLORIDA STATE    | USM-PTP          | W1 | 6-4      |
| 3-26 | SOUTH ALABAMA     | USM-SHP          | L1 | 2-7      |
| 3-28 | ALCORN STATE      | USM-PTP          | W1 | 11-7     |
| 3-30 | *Tulane           | New Orleans, La. | W2 | 6-5 (7)  |
| 3-30 | *Tulane           | New Orleans, La. | L1 | 6-12 (7) |
| 3-31 | *Tulane           | New Orleans, La. | L2 | 0-12     |
| 4-1  | GANNON            | USM-PTP          | W1 | 3-2 (7)  |
| 4-1  | GANNON            | USM-PTP          | W2 | 8-3 (7)  |
| 4-2  | GANNON            | USM-PTP          | W3 | 1-0 (7)  |
| 4-2  | GANNON            | USM-PTP          | W4 | 20-3 (5) |
| 4-4  | GANNON            | USM-PTP          | W5 | 6-3 (7)  |
| 4-4  | GANNON            | USM-PTP          | W6 | 12-0 (7) |
| 4-5  | *Memphis          | Memphis, Tenn.   | L1 | 6-7      |
| 4-6  | *Memphis          | Memphis, Tenn.   | L2 | 0-5 (7)  |
| 4-6  | *Memphis          | Memphis, Tenn.   | L3 | 2-5 (7)  |
| 4-9  | West Alabama      | Livingston, Ala. | L4 | 3-8 (7)  |
| 4-9  | West Alabama      | Livingston, Ala. | W1 | 16-3 (7) |
| 4-10 | Ole Miss          | Oxford, Miss.    | L1 | 4-6      |
| 4-11 | Miss. College     | Clinton, Miss.   | L2 | 4-8 (10) |
| 4-11 | Miss. College     | Clinton, Miss.   | L3 | 5-9 (7)  |
| 4-13 | *Memphis          | USM-PTP          | W1 | 4-0 (7)  |
| 4-13 | *Memphis          | USM-SHP          | W2 | 5-4 (7)  |
| 4-15 | UNO               | New Orleans, La. | W3 | 9-6      |
| 4-17 | ALABAMA           | USM-SHP          | L1 | 4-12     |
| 4-18 | ALABAMA           | USM-PTP          | L2 | 9-17     |
| 4-19 | NICHOLLS STATE    | USM-PTP          | L3 | 4-8      |
| 4-20 | MISS. COLLEGE     | USM-PTP          | L4 | 3-5 (7)  |
| 4-20 | MISS. COLLEGE     | USM-SHP          | L5 | 4-8 (7)  |
| 4-21 | NW (La.) St.      | USM-PTP          | L6 | 3-8 (7)  |
| 4-21 | NW (La.) St.      | USM-PTP          | L7 | 6-9 (7)  |
| 4-23 | WEST ALABAMA      | USM-PTP          | W1 | 3-2 (7)  |
| 4-23 | WEST ALABAMA      | USM-PTP          | W2 | 14-8 (7) |
| 4-25 | MISSISSIPPI STATE | USM-PTP          | L1 | 4-11 (7) |
| 4-25 | MISSISSIPPI STATE | USM-PTP          | L2 | 0-3 (7)  |
| 4-28 | LA.-LAFAYETTE     | USM-PTP          | L3 | 4-6 (10) |
| 4-30 | South Alabama     | Mobile, Ala.     | L4 | 7-8      |
| 5-1  | UNO               | USM-SHP          | L5 | 1-5      |
| 5-4  | NICHOLLS STATE    | USM-PTP          | W1 | 8-4      |
| 5-5  | NICHOLLS STATE    | USM-PTP          | L1 | 3-4 (10) |

### Metro Conference Tournament

|      |                |                   |    |      |
|------|----------------|-------------------|----|------|
| 5-9  | South Carolina | Tallahassee, Fla. | L2 | 1-13 |
| 5-10 | Cincinnati     | Tallahassee, Fla. | L3 | 9-11 |

\*Metro Conference Game

### 1986

Record: 31-30; Home: 21-13; Away: 8-15; Neutral: 2-2, Day: 26-26, Night: 5-4, Metro: 6-15

### Coach Hill Denson, 3rd year

| Date | Opponent       | Site              | Streak | Score   |
|------|----------------|-------------------|--------|---------|
| 2-12 | Southern U.    | Baton Rouge, La.  | L1     | 4-6     |
| 2-15 | *Florida State | Tallahassee, Fla. | L2     | 6-7 (7) |
| 2-15 | *Florida State | Tallahassee, Fla. | L3     | 0-2 (7) |
| 2-16 | *Florida State | Tallahassee, Fla. | L4     | 6-14    |
| 2-18 | NICHOLLS STATE | USM-PTP           | W1     | 9-6     |
| 2-19 | DELTA STATE    | USM-PTP           | L1     | 3-4     |
| 2-20 | DELTA STATE    | USM-PTP           | W1     | 6-1     |
| 2-22 | VANDERBILT     | USM-PTP           | W2     | 2-1     |
| 2-23 | ARKANSAS-LR    | USM-PTP           | L1     | 3-4 (7) |
| 2-23 | ARKANSAS-LR    | USM-PTP           | W1     | 8-3 (7) |
| 2-24 | ARKANSAS-LR    | USM-PTP           | W2     | 8-1     |
| 2-26 | ALABAMA        | USM-PTP           | L1     | 0-5     |
| 2-27 | West Alabama   | Livingston, Ala.  | W1     | 4-3     |
| 3-1  | *Tulane        | New Orleans, La.  | L1     | 1-8     |
| 3-2  | *Tulane        | New Orleans, La.  | L2     | 5-13    |
| 3-3  | LOUISIANA TECH | USM-PTP           | L3     | 6-11    |
| 3-5  | GRAMBLING      | USM-PTP           | L4     | 9-2     |
| 3-6  | SOUTH ALABAMA  | USM-PTP           | L5     | 1-7     |
| 3-8  | *TULANE        | USM-PTP           | W1     | 9-7     |
| 3-9  | NW (La.) St.   | Natchitoches, La. | W2     | 9-1     |
| 3-10 | NW (La.) St.   | Natchitoches, La. | W3     | 6-1     |
| 3-11 | NW (La.) St.   | Natchitoches, La. | L1     | 1-3     |
| 3-20 | JACKSON STATE  | USM-PTP           | W1     | 12-0    |
| 3-21 | MISSOURI       | USM-PTP           | L1     | 3-7     |

|      |                   |                   |    |          |
|------|-------------------|-------------------|----|----------|
| 3-22 | *FLORIDA STATE    | USM-PTP           | W1 | 5-1 (7)  |
| 3-22 | *FLORIDA STATE    | USM-PTP           | L1 | 0-2 (7)  |
| 3-23 | *FLORIDA STATE    | USM-PTP           | L2 | 9-13     |
| 3-25 | TENNESSEE         | USM-PTP           | W1 | 9-8      |
| 3-26 | TENNESSEE         | USM-SHP           | W2 | 9-3      |
| 3-28 | MISS. VALLEY ST.  | USM-PTP           | W3 | 10-4     |
| 3-31 | LA.-MONROE        | USM-PTP           | W4 | 7-1      |
| 4-1  | LA.-MONROE        | USM-PTP           | W5 | 4-0      |
| 4-2  | Alabama           | Tuscaloosa, Ala.  | L1 | 1-9      |
| 4-3  | West Alabama      | Livingston, Ala.  | W1 | 10-7     |
| 4-5  | *MEMPHIS          | USM-PTP           | L1 | 2-3 (7)  |
| 4-5  | *MEMPHIS          | USM-PTP           | L2 | 2-5 (7)  |
| 4-6  | *MEMPHIS          | USM-PTP           | L3 | 5-8      |
| 4-7  | Southeastern La.  | Hammond, La.      | L4 | 8-9      |
| 4-9  | ARKANSAS-LR       | USM-PTP           | W1 | 5-0      |
| 4-10 | Jackson State     | Jackson, Miss.    | W2 | 4-3      |
| 4-13 | *Memphis          | Memphis, Tenn.    | L1 | 2-9 (7)  |
| 4-13 | *Memphis          | Memphis, Tenn.    | L2 | 3-4 (9)  |
| 4-14 | Vanderbilt        | Nashville, Tenn.  | W1 | 7-3      |
| 4-15 | Vanderbilt        | Nashville, Tenn.  | W2 | 5-3      |
| 4-17 | MISS. COLLEGE     | USM-PTP           | W3 | 4-2      |
| 4-17 | MISS. COLLEGE     | USM-PTP           | W4 | 6-1      |
| 4-19 | UNO               | USM-PTP           | L1 | 9-12     |
| 4-22 | Mississippi State | Starkville, Miss. | W1 | 12-5     |
| 4-23 | Mississippi State | Starkville, Miss. | L1 | 3-7      |
| 4-25 | Nicholls State    | Thibodaux, La.    | L2 | 3-9      |
| 4-27 | SOUTHEASTERN LA.  | USM-PTP           | W1 | 5-1      |
| 4-28 | UNO               | New Orleans, La.  | L1 | 3-7      |
| 4-30 | WEST ALABAMA      | USM-PTP           | W1 | 5-4 (8)  |
| 4-30 | WEST ALABAMA      | USM-PTP           | W2 | 10-8 (7) |
| 5-1  | South Alabama     | Mobile, Ala.      | L1 | 6-15     |
| 5-3  | *TULANE           | USM-PTP           | W1 | 4-2      |
| 5-4  | *TULANE           | USM-PTP           | W2 | 11-4     |

### Metro Conference Tournament

|      |                |                   |    |      |
|------|----------------|-------------------|----|------|
| 5-8  | South Carolina | Tallahassee, Fla. | L1 | 1-10 |
| 5-9  | Louisville     | Tallahassee, Fla. | W1 | 14-5 |
| 5-10 | Cincinnati     | Tallahassee, Fla. | W2 | 11-1 |
| 5-11 | Memphis        | Tallahassee, Fla. | L1 | 2-4  |

\*Metro Conference Game

### 1987

Record: 37-25; Home: 24-7, Away: 12-12, Neutral: 1-6, Day: 35-21, Night: 2-4, Metro: 7-11

### Coach Hill Denson, 4th year

| Date | Opponent         | Site              | Streak | Score    |
|------|------------------|-------------------|--------|----------|
| 2-10 | West Florida     | Pensacola, Fla.   | L1     | 6-7      |
| 2-12 | SPRING HILL      | USM-PTP           | L2     | 5-6      |
| 2-14 | SOUTHERN U.      | USM-PTP           | W1     | 9-8 (11) |
| 2-16 | BELHAVEN         | USM-PTP           | W2     | 13-1     |
| 2-19 | Southeastern La. | Hammond, La.      | L1     | 2-3      |
| 2-25 | West Alabama     | Livingston, Ala.  | W1     | 12-4 (7) |
| 2-25 | West Alabama     | Livingston, Ala.  | L1     | 5-11 (7) |
| 2-27 | *Florida State   | Tallahassee, Fla. | L2     | 2-7 (7)  |
| 2-28 | *Florida State   | Tallahassee, Fla. | L3     | 4-10 (7) |
| 3-1  | *Florida State   | Tallahassee, Fla. | W1     | 11-8     |
| 3-3  | South Alabama    | Mobile, Ala.      | L1     | 2-9      |
| 3-4  | SOUTHEASTERN LA. | USM-PTP           | W1     | 22-2     |
| 3-5  | WEST FLORIDA     | USM-PTP           | W2     | 5-2      |
| 3-8  | Tulane           | New Orleans, La.  | L1     | 3-4 (8)  |
| 3-9  | CHRISTIAN BROS.  | USM-PTP           | W1     | 7-2      |
| 3-11 | Arkansas-LR      | Little Rock, Ark. | W2     | 7-6 (7)  |
| 3-11 | Arkansas-LR      | Little Rock, Ark. | W3     | 6-1 (7)  |
| 3-12 | La.-Monroe       | Monroe, La.       | W4     | 5-1      |
| 3-13 | La.-Monroe       | Monroe, La.       | L1     | 2-7      |
| 3-15 | SOUTH ALABAMA    | USM-PTP           | L1     | 4-12     |
| 3-18 | MISS. COLLEGE    | USM-PTP           | W1     | 8-7      |
| 3-19 | TOWSON           | USM-PTP           | W2     | 4-1 (7)  |
| 3-19 | TOWSON           | USM-PTP           | W3     | 8-0 (7)  |
| 3-21 | *FLORIDA STATE   | USM-PTP           | W4     | 3-1 (7)  |
| 3-21 | *FLORIDA STATE   | USM-PTP           | L1     | 2-4 (7)  |
| 3-22 | *FLORIDA STATE   | USM-PTP           | L2     | 13-9     |
| 3-24 | COLUMBUS         | USM-PTP           | W1     | 9-8 (10) |
| 3-25 | MISS. VALLEY ST. | USM-PTP           | W2     | 5-2      |
| 3-26 | Alabama          | Tuscaloosa, Ala.  | W3     | 12-11    |
| 3-28 | JACKSON STATE    | USM-PTP           | W4     | 5-2      |

### Diamond Club Classic

|      |                   |                  |    |          |
|------|-------------------|------------------|----|----------|
| 3-31 | South Alabama     | Mobile, Ala.     | W5 | 11-4 (7) |
| 4-1  | Southern Cal      | Mobile, Ala.     | L1 | 0-1 (7)  |
| 4-4  | *Memphis          | Memphis, Tenn.   | L2 | 0-9 (7)  |
| 4-4  | *Memphis          | Memphis, Tenn.   | W1 | 8-5 (7)  |
| 4-5  | *Memphis          | Memphis, Tenn.   | L1 | 6-11     |
| 4-7  | ALCORN STATE      | USM-PTP          | L2 | 3-4 (7)  |
| 4-7  | ALCORN STATE      | USM-PTP          | W1 | 9-1 (7)  |
| 4-9  | Miss. College     | Clinton, Miss.   | W2 | 16-2     |
| 4-11 | *Memphis          | USM-PTP          | W3 | 4-3 (8)  |
| 4-11 | *Memphis          | USM-PTP          | W4 | 4-3 (7)  |
| 4-12 | *Memphis          | USM-PTP          | L1 | 3-4      |
| 4-17 | Tulane            | New Orleans, La. | L2 | 0-2 (7)  |
| 4-17 | Tulane            | New Orleans, La. | L3 | 3-6 (7)  |
| 4-18 | UNO               | New Orleans, La. | W1 | 8-5      |
| 4-20 | LA.-MONROE        | USM-PTP          | W2 | 7-6 (12) |
| 4-21 | LA.-MONROE        | USM-PTP          | L1 | 3-5      |
| 4-22 | Jackson State     | Jackson-SW       | L2 | 0-6      |
| 4-24 | Mississippi State | Jackson-SW       | L3 | 7-11     |
| 4-25 | UNO               | USM-PTP          | W1 | 5-2      |
| 4-26 | WEST ALABAMA      | USM-PTP          | W2 | 5-4 (7)  |
| 4-26 | WEST ALABAMA      | USM-PTP          | W3 | 2-1 (8)  |
| 4-28 | MISSISSIPPI STATE | USM-PTP          | W4 | 5-2      |
| 4-29 | MISS. STATE       | USM-PTP          | W5 | 8-7      |
| 5-1  | TULANE            | USM-PTP          | L1 | 5-12     |
| 5-2  | TULANE            | USM-PTP          | W1 | 11-6     |
| 5-5  | ALABAMA           | UMS-PTP          | W2 | 6-2      |

### Charlotte Invitational Tournament

|      |            |                 |    |          |
|------|------------|-----------------|----|----------|
| 5-9  | Davidson   | Charlotte, N.C. | W3 | 9-6      |
| 5-10 | N.C. State | Charlotte, N.C. | L1 | 5-6      |
| 5-11 | Charlotte  | Charlotte, N.C. | W1 | 4-2 (12) |

### Metro Conference Tournament

|      |               |                |    |      |
|------|---------------|----------------|----|------|
| 5-13 | Memphis       | Columbia, S.C. | L1 | 1-10 |
| 5-15 | Virginia Tech | Columbia, S.C. | W1 | 14-9 |
| 5-16 | Florida State | Columbia, S.C. | L1 | 1-5  |

\*Metro Conference Game

### 1988

Record: 36-26; Home: 27-10, Away: 7-13, Neutral: 2-3, Day: 18-12, Night: 18-14, Metro: 9-6

### Coach Hill Denson, 5th year

| Date | Opponent         | Site              | Streak | Score    |
|------|------------------|-------------------|--------|----------|
| 2-13 | LA.-MONROE       | USM-PTP           | W1     | 6-2      |
| 2-14 | LA.-MONROE       | USM-PTP           | L1     | 1-2      |
| 2-16 | NICHOLLS STATE   | USM-PTP           | W1     | 11-10    |
| 2-17 | NICHOLLS STATE   | USM-PTP           | W2     | 8-4      |
| 2-21 | La.-Monroe       | Monroe, La.       | W3     | 11-3 (7) |
| 2-21 | La.-Monroe       | Monroe, La.       | W4     | 11-6 (7) |
| 2-23 | MISS. COLLEGE    | USM-PTP           | W5     | 9-2      |
| 2-24 | MISS. COLLEGE    | USM-PTP           | W6     | 7-4      |
| 2-26 | *Florida State   | Tallahassee, Fla. | L1     | 3-6      |
| 2-27 | *Florida State   | Tallahassee, Fla. | L2     | 11-18    |
| 2-28 | *Florida State   | Tallahassee, Fla. | W1     | 6-5      |
| 3-2  | Jackson State    | Jackson-SW        | L1     | 2-3 (7)  |
| 3-4  | BELHAVEN         | USM-PTP           | W1     | 7-3      |
| 3-11 | VANDERBILT       | USM-PTP           | W2     | 4-2      |
| 3-12 | VANDERBILT       | USM-PTP           | L1     | 3-5 (13) |
| 3-13 | UNO              | New Orleans, La.  | L2     | 5-9      |
| 3-15 | WEST ALABAMA     | USM-PTP           | W1     | 5-0      |
| 3-16 | WEST ALABAMA     | USM-PTP           | L1     | 1-6      |
| 3-19 | *FLORIDA STATE   | USM-PTP           | W2     | 5-4      |
| 3-19 | *FLORIDA STATE   | USM-PTP           | W2     | 2-1 (7)  |
| 3-20 | *FLORIDA STATE   | USM-PTP           | W3     | 9-7      |
| 3-22 | BOWLING GREEN    | USM-PTP           | L1     | 4-8      |
| 3-23 | BOWLING GREEN    | USM-PTP           | W1     | 5-1      |
| 3-24 | BOWLING GREEN    | USM-PTP           | L1     | 1-8      |
| 3-26 | *South Carolina  | Columbia, S.C.    | L2     | 4-7      |
| 3-27 | *South Carolina  | Columbia, S.C.    | W1     | 8-7      |
| 4-5  | Southeastern La. | Hammond, La.      | W2     | 7-6      |
| 4-6  | Southeastern La. | Hammond, La.      | L1     | 2-8      |
| 4-7  | ALCORN STATE     | USM-PTP           | W1     | 7-2      |
| 4-9  | *Memphis         | Memphis, Tenn.    | L1     | 2-5 (7)  |
| 4-9  | *Memphis         | Memphis, Tenn.    | L2     | 4-6 (7)  |
| 4-10 | *Memphis         | Memphis, Tenn.    | W1     | 7-1 (7)  |
| 4-10 | *Memphis         | Memphis, Tenn.    | L1     | 2-10 (7) |





# Year-by-Year Results

|      |                   |                   |    |           |
|------|-------------------|-------------------|----|-----------|
| 4-11 | BELHAVEN          | USM-PTP           | W1 | 15-2      |
| 4-13 | Mississippi State | Starkville, Miss. | L1 | 9-14      |
| 4-14 | Mississippi State | Starkville, Miss. | L2 | 4-5 (11)  |
| 4-15 | Mississippi State | Jackson-SW        | L3 | 0-6       |
| 4-16 | ARKANSAS-LR       | USM-PTP           | L4 | 6-8       |
| 4-17 | ARKANSAS-LR       | USM-PTP           | L5 | 2-5       |
| 4-18 | Tulane            | New Orleans, La.  | W1 | 12-9 (10) |
| 4-19 | MISS. VALLEY      | USM-PTP           | W2 | 8-1       |
| 4-20 | MISS. VALLEY      | USM-PTP           | W3 | 16-3      |
| 4-23 | TULANE            | USM-PTP           | W4 | 10-3      |
| 4-24 | TULANE            | USM-PTP           | W5 | 7-6       |
| 4-26 | SOUTHEASTERN LA.  | USM-PTP           | W6 | 15-7      |
| 4-27 | SOUTHEASTERN LA.  | USM-PTP           | L1 | 5-9       |
| 4-28 | UNO               | New Orleans, La.  | W1 | 3-0       |
| 4-30 | WILLIAM CAREY     | USM-PTP           | W2 | 7-1       |
| 5-1  | WILLIAM CAREY     | USM-PTP           | W3 | 20-5      |
| 5-3  | JACKSON STATE     | USM-PTP           | W4 | 12-4      |
| 5-6  | UCF               | USM-PTP           | L1 | 1-14      |
| 5-7  | UCF               | USM-PTP           | W1 | 7-4       |
| 5-8  | UCF               | USM-PTP           | W2 | 11-9      |
| 5-10 | UAB               | USM-PTP           | W3 | 5-6       |
| 5-11 | UAB               | USM-PTP           | L1 | 6-2       |
| 5-12 | SOUTH ALABAMA     | USM-PTP           | W1 | 10-6      |
| 5-14 | South Alabama     | Mobile, Ala.      | L1 | 9-17      |
| 5-15 | South Alabama     | Mobile, Ala.      | L2 | 3-13      |

## Metro Conference Tournament

|      |                |                   |    |      |
|------|----------------|-------------------|----|------|
| 5-18 | Memphis        | Tallahassee, Fla. | W1 | 11-4 |
| 5-19 | South Carolina | Tallahassee, Fla. | L1 | 2-4  |
| 5-20 | Cincinnati     | Tallahassee, Fla. | W1 | 10-1 |
| 5-21 | South Carolina | Tallahassee, Fla. | L1 | 2-6  |

\*Metro Conference Game

## 1989

**Record: 36-26; Home: 24-11, Away: 9-12, Neutral: 3-3, Day: 20-12, Night: 16-14, Metro: 8-7**

### Coach Hill Denson, 6th year

| Date | Opponent          | Site              | Streak | Score     |
|------|-------------------|-------------------|--------|-----------|
| 2-11 | Tulane            | New Orleans, La.  | L1     | 4-5       |
| 2-12 | Tulane            | New Orleans, La.  | W1     | 3-2       |
| 2-14 | LSU               | Baton Rouge, La.  | L1     | 1-10      |
| 2-15 | Nicholls St.      | Thibodaux, La.    | L2     | 5-7       |
| 2-19 | ARKANSAS-LR       | USM-PTP           | L3     | 1-3 (7)   |
| 2-19 | ARKANSAS-LR       | USM-PTP           | L4     | 5-6 (14)  |
| 2-20 | SOUTH ALABAMA     | USM-PTP           | L5     | 4-6       |
| 2-23 | BELHAVEN          | USM-PTP           | W1     | 14-6      |
| 2-25 | LA.-MONROE        | USM-PTP           | W2     | 14-1      |
| 2-26 | LA.-MONROE        | USM-PTP           | W3     | 6-0       |
| 3-1  | UNO               | New Orleans, La.  | L1     | 0-2       |
| 3-3  | *SOUTH CAROLINA   | USM-PTP           | W1     | 16-6      |
| 3-9  | SOUTHEASTERN LA.  | USM-PTP           | W2     | 8-6       |
| 3-10 | OHIO STATE        | USM-PTP           | W3     | 7-3       |
| 3-11 | OHIO STATE        | USM-PTP           | L1     | 9-11 (7)  |
| 3-11 | OHIO STATE        | USM-PTP           | W1     | 13-12     |
| 3-12 | OHIO STATE        | USM-PTP           | L1     | 4-8       |
| 3-14 | WEST ALABAMA      | USM-PTP           | W1     | 9-8       |
| 3-15 | WEST ALABAMA      | USM-PTP           | W2     | 5-0       |
| 3-18 | TOWSON            | USM-PTP           | W3     | 7-5       |
| 3-19 | TOWSON            | USM-PTP           | L1     | 5-6 (12)  |
| 3-20 | TOWSON            | USM-PTP           | W1     | 10-4      |
| 3-24 | BELHAVEN          | USM-PTP           | L1     | 12-13     |
| 3-25 | La.-Monroe        | Monroe, La.       | W1     | 6-4       |
| 3-26 | La.-Monroe        | Monroe, La.       | W2     | 11-9      |
| 3-28 | MISS. VALLEY ST.  | USM-PTP           | W3     | 9-0       |
| 3-31 | *Florida State    | Tallahassee, Fla. | L1     | 2-10      |
| 4-1  | *Florida State    | Tallahassee, Fla. | L2     | 2-6       |
| 4-2  | *Florida State    | Tallahassee, Fla. | L3     | 2-7       |
| 4-4  | Jackson State     | Clinton, Miss.    | W1     | 12-5 (10) |
| 4-5  | Southeastern La.  | Hammond, La.      | W2     | 5-4       |
| 4-9  | *Louisville       | Louisville, Ky.   | W3     | 4-0 (7)   |
| 4-9  | *Louisville       | Louisville, Ky.   | L1     | 5-6 (8)   |
| 4-12 | MISSISSIPPI STATE | USM-PTP           | L2     | 5-12      |
| 4-13 | MISSISSIPPI STATE | USM-PTP           | W1     | 8-5       |
| 4-15 | *Memphis          | USM-PTP           | W2     | 5-3 (7)   |
| 4-15 | *Memphis          | USM-PTP           | L1     | 0-6 (7)   |
| 4-16 | *Memphis          | USM-PTP           | W1     | 7-4       |

|      |                   |                    |    |          |
|------|-------------------|--------------------|----|----------|
| 4-18 | South Alabama     | Mobile, AL         | L1 | 10-11    |
| 4-20 | Mississippi State | Jackson-SW         | L2 | 4-5 (10) |
| 4-22 | TULANE            | USM-PTP            | L3 | 7-16     |
| 4-23 | TULANE            | USM-PTP            | L4 | 6-8      |
| 4-25 | JACKSON STATE     | USM-PTP            | W1 | 12-8     |
| 4-26 | ALCORN STATE      | USM-PTP            | W2 | 13-6     |
| 4-28 | WILLIAM CAREY     | USM-PTP            | W3 | 4-3 (11) |
| 4-30 | WILLIAM CAREY     | USM-PTP            | W4 | 11-3     |
| 5-2  | William Carey     | Hattiesburg, Miss. | L1 | 3-7      |
| 5-3  | SOUTH ALABAMA     | USM-PTP            | W1 | 4-1      |
| 5-4  | UNO               | USM-PTP            | W2 | 11-3     |
| 5-5  | *CINCINNATI       | USM-PTP            | W3 | 9-1 (7)  |
| 5-5  | *CINCINNATI       | USM-PTP            | W4 | 11-3 (7) |
| 5-7  | *CINCINNATI       | USM-PTP            | W5 | 6-4      |
| 5-9  | UAB               | Birmingham, Ala.   | W6 | 3-0      |
| 5-10 | UAB               | Birmingham, Ala.   | W7 | 5-2      |
| 5-12 | *Virginia Tech    | Blacksburg, Va.    | W8 | 10-3     |
| 5-13 | *Virginia Tech    | Blacksburg, Va.    | L1 | 3-12     |
| 5-14 | *Virginia Tech    | Blacksburg, Va.    | L2 | 1-4      |

## Metro Conference Tournament

|      |               |                |    |          |
|------|---------------|----------------|----|----------|
| 5-17 | Louisville    | Columbia, S.C. | W1 | 13-3     |
| 5-18 | Virginia Tech | Columbia, S.C. | W2 | 7-4      |
| 5-19 | Florida State | Columbia, S.C. | L1 | 7-14     |
| 5-20 | Cincinnati    | Columbia, S.C. | W1 | 5-0      |
| 5-21 | Florida State | Columbia, S.C. | L1 | 5-6 (12) |

\*Metro Conference Game

## 1990

**Record: 42-25; Home: 24-12, Away: 13-11, Neutral: 5-2, Day: 27-13, Night: 15-12, Metro: 16-5 Coach Hill Denson, 7th year**

| Date | Opponent         | Site    | Streak | Score   |
|------|------------------|---------|--------|---------|
| 2-10 | MISS. VALLEY ST. | USM-PTP | W1     | 6-0     |
| 2-11 | MISS. VALLEY ST. | USM-PTP | W2     | 8-5 (7) |
| 2-11 | MISS. VALLEY ST. | USM-PTP | W3     | 7-2 (7) |

### Busch Challenge

|      |                   |                     |    |          |
|------|-------------------|---------------------|----|----------|
| 2-16 | UNO               | New Orleans, La.    | W4 | 3-0      |
| 2-17 | Tulane            | New Orleans, La.    | W5 | 5-4      |
| 2-18 | LSU               | New Orleans, La.    | W6 | 5-1      |
| 2-23 | Southeastern La.  | Denham Spr., La.    | W7 | 7-6      |
| 2-24 | Southeastern La.  | Hammond, La.        | W8 | 4-3      |
| 2-25 | Southeastern La.  | Hammond, La.        | L1 | 7-8      |
| 2-27 | Jackson State     | Jackson, Miss.      | W1 | 6-5      |
| 2-28 | LSU               | USM-PTP             | L1 | 2-10     |
| 3-2  | INDIANA           | USM-PTP             | W1 | 7-9      |
| 3-3  | INDIANA           | USM-PTP             | W2 | 5-2      |
| 3-4  | INDIANA           | USM-PTP             | W3 | 15-4     |
| 3-6  | La.-Monroe        | Monroe, La.         | L1 | 7-10     |
| 3-7  | Alcorn State      | Natchez, Miss.      | W1 | 8-5      |
| 3-9  | *South Carolina   | Columbia, S.C.      | W2 | 4-3      |
| 3-10 | *South Carolina   | Columbia, S.C.      | L1 | 1-5      |
| 3-11 | *South Carolina   | Columbia, S.C.      | L2 | 4-5      |
| 3-13 | Middle Tenn. St.  | Murfreesboro, Tenn. | L3 | 7-8      |
| 3-14 | Middle Tenn. St.  | Murfreesboro, Tenn. | L4 | 5-11     |
| 3-17 | KANSAS STATE      | USM-PTP             | L5 | 0-4      |
| 3-18 | KANSAS STATE      | USM-PTP             | W1 | 9-1 (7)  |
| 3-18 | KANSAS STATE      | USM-PTP             | L1 | 1-3 (7)  |
| 3-20 | JACKSON STATE     | USM-PTP             | W1 | 2-1      |
| 3-21 | JACKSON STATE     | USM-PTP             | L1 | 9-11     |
| 3-23 | *FLORIDA STATE    | USM-PTP             | L2 | 0-7      |
| 3-24 | *FLORIDA STATE    | USM-PTP             | W1 | 6-3      |
| 3-25 | *FLORIDA STATE    | USM-PTP             | W2 | 6-3      |
| 3-27 | SW MISSOURI ST.   | USM-PTP             | L1 | 9-11     |
| 3-28 | UNO               | USM-PTP             | L2 | 7-23     |
| 3-31 | *Tulane           | New Orleans, La.    | L3 | 9-10     |
| 4-1  | *Tulane           | New Orleans, La.    | W1 | 13-7 (7) |
| 4-1  | *Tulane           | New Orleans, La.    | W2 | 5-2 (7)  |
| 4-4  | Mississippi State | Starkville, Miss.   | W3 | 4-2      |
| 4-5  | Mississippi State | Starkville, Miss.   | L1 | 5-10     |
| 4-7  | *LOUISVILLE       | USM-PTP             | W1 | 4-2      |
| 4-7  | *LOUISVILLE       | USM-PTP             | W2 | 9-2 (7)  |
| 4-8  | *LOUISVILLE       | USM-PTP             | W3 | 7-3      |
| 4-11 | Ole Miss          | Oxford, Miss.       | L1 | 2-3 (15) |
| 4-13 | *Memphis          | Memphis, Tenn.      | L2 | 3-5      |
| 4-13 | *Memphis          | Memphis, Tenn.      | W1 | 9-1 (7)  |

|      |          |                |    |     |
|------|----------|----------------|----|-----|
| 4-14 | *Memphis | Memphis, Tenn. | W2 | 9-5 |
|------|----------|----------------|----|-----|

## Diamond Club Classic

|  |                   |                  |    |          |
|--|-------------------|------------------|----|----------|
| 4-17   | South Alabama     | Mobile, Ala.     | L1 | 3-4      |
| 4-18   | Florida           | Mobile, Ala.     | W1 | 3-1      |
| 4-21   | SOUTHEASTERN LA.  | USM-PTP          | L1 | 6-9      |
| 4-24   | ALCORN STATE      | USM-PTP          | W1 | 9-1      |
| 4-25   | MISSISSIPPI STATE | USM-PTP          | W2 | 8-5      |
| 4-28   | *Cincinnati       | Cincinnati, Ohio | W3 | 19-4 (7) |
| 4-29   | *Cincinnati       | Cincinnati, Ohio | W4 | 10-6 (7) |
| 4-29   | *Cincinnati       | Cincinnati, Ohio | W5 | 5-1 (7)  |
| 5-1  | OLE MISS          | USM-PTP          | W6 | 7-1      |
| 5-2  | SOUTH ALABAMA     | USM-PTP          | W7 | 5-4      |
| 5-5  | SAMFORD           | USM-PTP          | W8 | 13-0     |
| 5-6  | SAMFORD           | USM-PTP          | L1 | 3-4      |
| 5-8  | UAB               | USM-PTP          | L2 | 3-10     |
| 5-9  | UAB               | USM-PTP          | W1 | 1-0      |
| 5-11   | *VIRGINIA TECH    | USM-PTP          | W2 | 5-0      |
| 5-12   | *VIRGINIA TECH    | USM-PTP          | W3 | 2-1      |
| ++Suspended after 3 1/2; completed following day |                   |                  |    |          |
| 5-13   | *VIRGINIA TECH    | USM-PTP          | W4 | 7-3      |

## Metro Conference Tournament

|      |               |         |    |     |
|------|---------------|---------|----|-----|
| 5-16 | Louisville    | USM-PTP | W5 | 5-1 |
| 5-17 | Cincinnati    | USM-PTP | L1 | 3-4 |
| 5-18 | Memphis       | USM-PTP | W1 | 5-2 |
| 5-19 | Florida State | USM-PTP | L1 | 1-8 |

## NCAA South Central Regional

|      |               |                  |    |       |
|------|---------------|------------------|----|-------|
| 5-24 | Southern Cal  | Baton Rouge, La. | L2 | 5-23  |
| 5-25 | La.-Lafayette | Baton Rouge, La. | W1 | 14-10 |
| 5-26 | Houston       | Baton Rouge, La. | L1 | 3-15  |

\*Metro Conference Game

## 1991

**Record: 42-24; Home: 25-8, Away: 13-13, Neutral: 4-3, Day: 24-14, Night: 18-10, Metro: 15-6**

### Coach Hill Denson, 8th year

| Date | Opponent         | Site              | Streak | Score    |
|------|------------------|-------------------|--------|----------|
| 2-15 | MISS. VALLEY ST. | USM-PTP           | W1     | 2-0      |
| 2-16 | MISS. VALLEY ST. | USM-PTP           | W2     | 9-0      |
| 2-17 | MISS. VALLEY ST. | USM-PTP           | W3     | 5-2      |
| 2-24 | La.-Monroe       | Monroe, La.       | L1     | 1-3 (7)  |
| 2-24 | La.-Monroe       | Monroe, La.       | W1     | 4-2 (7)  |
| 2-26 | South Alabama    | Mobile, Ala.      | L1     | 2-8      |
| 2-27 | ALCORN STATE     | USM-PTP           | W1     | 16-5     |
| 2-28 | SOUTH ALABAMA    | USM-PTP           | L1     | 6-7 (11) |
| 3-2  | TENNESSEE STATE  | USM-PTP           | W1     | 14-4 (7) |
| 3-2  | TENNESSEE STATE  | USM-PTP           | W2     | 20-2 (6) |
| 3-5  | SOUTHEASTERN LA. | USM-PTP           | L1     | 6-7 (12) |
| 3-6  | SOUTHEASTERN LA. | USM-PTP           | W1     | 8-7      |
| 3-8  | Tennessee        | Knoxville, Tenn.  | L1     | 4-11     |
| 3-9  | Tennessee        | Knoxville, Tenn.  | L2     | 2-7      |
| 3-10 | Tennessee        | Knoxville, Tenn.  | L3     | 7-8      |
| 3-12 | UAB              | Birmingham, Ala.  | W1     | 7-5      |
| 3-13 | UAB              | Birmingham, Ala.  | L1     | 2-7      |
| 3-15 | *SOUTH CAROLINA  | USM-PTP           | W1     | 8-7      |
| 3-16 | *SOUTH CAROLINA  | USM-PTP           | W2     | 4-3      |
| 3-17 | *SOUTH CAROLINA  | USM-PTP           | L1     | 7-17     |
| 3-19 | MIDDLE TENN. ST. | USM-PTP           | W1     | 4-3      |
| 3-20 | MIDDLE TENN. ST. | USM-PTP           | W2     | 7-3      |
| 3-22 | *Florida State   | Tallahassee, Fla. | L1     | 0-5      |
| 3-23 | *Florida State   | Tallahassee, Fla. | L2     | 4-8      |
| 3-24 | *Florida State   | Tallahassee, Fla. | L3     | 4-6      |
| 3-26 | UNO              | USM-PTP           | W1     | 5-3 (7)  |
| 3-26 | UNO              | USM-PTP           | W2     | 6-0 (7)  |
| 3-29 | *TULANE          | USM-PTP           | L1     | 6-9      |
| 3-30 | *TULANE          | USM-PTP           | L2     | 4-5      |
| 3-31 | *TULANE          | USM-PTP           | W1     | 4-2      |
| 4-1  | Jackson State    | Jackson, Miss.    | L1     | 3-6      |
| 4-3  | Ohio State       | Columbus, Ohio    | L2     | 5-6      |
| 4-4  | Ohio State       | Columbus, Ohio    | W1     | 12-4     |
| 4-6  | *Louisville      | Louisville, Ky.   | W2     | 8-4      |
| 4-6  | *Louisville      | Louisville, Ky.   | W3     | 13-7 (7) |
| 4-7  | *Louisville      | Louisville, Ky.   | W4     | 7-6 (10) |
| 4-9  | South Alabama    | Mobile, Ala.      | W5     | 5-4      |
| 4-10 | OLE MISS         | USM-PTP           | L1     | 2-4      |
| 4-13 | *Memphis         | USM-PTP           | W1     | 6-5      |



# Year-by-Year Results

|      |                   |                   |    |          |
|------|-------------------|-------------------|----|----------|
| 4-13 | *Memphis          | USM-PTP           | W2 | 7-5 (7)  |
| 4-14 | *Memphis          | USM-PTP           | W3 | 8-1      |
| 4-16 | LA.-MONROE        | USM-PTP           | W4 | 6-3      |
| 4-17 | LA.-MONROE        | USM-PTP           | W5 | 8-7 (12) |
| 4-18 | SOUTH ALABAMA     | USM-PTP           | W6 | 6-4      |
| 4-20 | Southeastern La.  | Hammond, La.      | W7 | 8-2      |
| 4-21 | Southeastern La.  | Hammond, La.      | L1 | 4-5      |
| 4-23 | Ole Miss          | Oxford, Miss.     | W1 | 11-6     |
| 4-24 | Mississippi State | Starkville, Miss. | W2 | 7-1      |
| 4-27 | *CINCINNATI       | USM-PTP           | W3 | 3-0      |
| 4-27 | *CINCINNATI       | USM-PTP           | W4 | 3-0 (7)  |
| 4-28 | *CINCINNATI       | USM-PTP           | W5 | 12-6     |
| 4-30 | MISSISSIPPI STATE | USM-PTP           | L1 | 2-3      |
| 5-1  | MISSISSIPPI STATE | USM-PTP           | L2 | 1-2      |
| 5-3  | UNO               | New Orleans, La.  | W1 | 8-2 (7)  |
| 5-3  | UNO               | New Orleans, La.  | L1 | 4-5 (11) |
| 5-7  | UAB               | USM-PTP           | W1 | 8-3      |
| 5-8  | UAB               | USM-PTP           | W2 | 5-2      |
| 5-10 | *Virginia Tech    | Martinsville, Va. | W3 | 11-4     |
| 5-11 | *Virginia Tech    | Blacksburg, Va.   | W4 | 9-3      |
| 5-13 | *Virginia Tech    | Blacksburg, Va.   | W5 | 4-0      |

### Metro Conference Tournament

|      |                |            |    |      |
|------|----------------|------------|----|------|
| 5-15 | Louisville     | Salem, Va. | W6 | 19-3 |
| 5-16 | Memphis        | Salem, Va. | W7 | 11-2 |
| 5-17 | Florida State  | Salem, Va. | W8 | 3-1  |
| 5-18 | South Carolina | Salem, Va. | L1 | 8-10 |

### NCAA Central Regional

|      |                |               |    |          |
|------|----------------|---------------|----|----------|
| 5-24 | Long Beach St. | Austin, Texas | L2 | 5-6 (11) |
| 5-25 | Texas          | Austin, Texas | L3 | 2-18     |

\*Metro Conference Game

## 1992

**Record: 31-28; Home: 22-12, Away: 8-15, Neutral:**

**1-1, Day: 19-15, Night: 12-13, Metro: 9-9 Coach Hill**

**Denson, 9th year**

| Date | Opponent         | Site             | Streak | Score    |
|------|------------------|------------------|--------|----------|
| 2-15 | MISS. VALLEY ST. | USM-PTP          | W1     | 23-1 (7) |
| 2-16 | MISS. VALLEY ST. | USM-PTP          | W2     | 12-5     |
| 2-18 | UNO              | USM-PTP          | W3     | 5-4 (10) |
| 2-21 | SOUTHEASTERN LA. | USM-PTP          | L1     | 4-7      |
| 2-23 | LA.-MONROE       | USM-PTP          | W1     | 6-2      |
| 2-23 | LA.-MONROE       | USM-PTP          | W2     | 6-3 (7)  |
| 2-25 | UNO              | New Orleans, La. | W3     | 5-2      |
| 2-28 | TENNESSEE        | USM-PTP          | L1     | 1-7      |
| 2-29 | TENNESSEE        | USM-PTP          | L2     | 2-8 (12) |
| 3-1  | TENNESSEE        | USM-PTP          | L3     | 6-8      |
| 3-3  | Tennessee St.    | Nashville, Tenn. | W1     | 5-1      |
| 3-4  | Tennessee St.    | Nashville, Tenn. | L1     | 4-6      |
| 3-6  | KANSAS STATE     | USM-PTP          | L2     | 3-14     |
| 3-7  | KANSAS STATE     | USM-PTP          | W1     | 9-6      |
| 3-8  | KANSAS STATE     | USM-PTP          | W2     | 6-1      |
| 3-10 | AUSTIN PEAY      | USM-PTP          | W3     | 7-3      |
| 3-11 | AUSTIN PEAY      | USM-PTP          | W4     | 5-4      |
| 3-13 | *VCU             | Richmond, Va.    | L1     | 0-7      |
| 3-14 | *VCU             | Richmond, Va.    | L2     | 6-9      |
| 3-15 | *VCU             | Richmond, Va.    | W1     | 6-3      |
| 3-17 | La.-Monroe       | Monroe, La.      | W2     | 6-3      |
| 3-21 | E. ILLINOIS      | USM-PTP          | L1     | 2-4      |
| 3-22 | E. ILLINOIS      | USM-PTP          | W1     | 13-6     |
| 3-24 | SW MISSOURI ST.  | USM-PTP          | L1     | 5-6      |
| 3-25 | Southeastern La. | Hammond, La.     | L1     | 8-9      |
| 3-28 | Memphis          | Memphis, Tenn.   | W1     | 10-3     |
| 3-28 | Memphis          | Memphis, Tenn.   | L1     | 4-5 (7)  |
| 3-29 | Memphis          | Memphis, Tenn.   | W1     | 10-3     |
| 4-4  | *Louisville      | Louisville, Ky.  | L1     | 7-9      |
| 4-5  | *Louisville      | Louisville, Ky.  | W1     | 13-8 (7) |
| 4-5  | *Louisville      | Louisville, Ky.  | L1     | 14-22    |
| 4-7  | UAB              | Birmingham, Ala. | W1     | 7-3      |
| 4-8  | UAB              | Birmingham, Ala. | L1     | 4-8      |
| 4-10 | *CHARLOTTE       | USM-PTP          | W1     | 16-5     |
| 4-11 | *CHARLOTTE       | USM-PTP          | W2     | 16-6     |
| 4-12 | *CHARLOTTE       | USM-PTP          | L1     | 9-10     |
| 4-14 | OLE MISS         | USM-PTP          | W1     | 6-4      |
| 4-15 | OLE MISS         | USM-PTP          | L1     | 0-3      |
| 4-17 | *Tulane          | New Orleans, La. | L2     | 3-9      |

|      |                   |                   |    |          |
|------|-------------------|-------------------|----|----------|
| 4-19 | *Tulane           | New Orleans, La.  | L3 | 1-10 (7) |
| 4-19 | *Tulane           | New Orleans, La.  | L4 | 3-6 (7)  |
| 4-21 | MISSISSIPPI STATE | USM-PTP           | L5 | 0-3      |
| 4-22 | Ole Miss          | Oxford, Miss.     | L6 | 5-25     |
| 4-24 | MISSOURI          | USM-PTP           | W1 | 10-5     |
| 4-25 | MISSOURI          | USM-PTP           | W2 | 7-3      |
| 4-26 | MISSOURI          | USM-PTP           | L1 | 14-4     |
| 4-28 | Mississippi State | Starkville, Miss. | L2 | 3-4      |
| 4-29 | Mississippi State | Starkville, Miss. | L3 | 3-8      |
| 5-1  | *USF              | USM-PTP           | W1 | 5-4      |
| 5-2  | *USF              | USM-PTP           | W2 | 10-6     |
| 5-3  | *USF              | USM-PTP           | W3 | 13-0     |
| 5-5  | UAB               | USM-PTP           | W4 | 14-4     |
| 5-6  | UAB               | USM-PTP           | W5 | 7-4      |
| 5-8  | *VIRGINIA TECH    | USM-PTP           | W6 | 14-7     |
| 5-9  | *VIRGINIA TECH    | USM-PTP           | W7 | 4-3      |
| 5-10 | *VIRGINIA TECH    | USM-PTP           | L1 | 6-13     |

### Metro Conference Tournament

|      |               |                  |    |          |
|------|---------------|------------------|----|----------|
| 5-13 | Tulane        | New Orleans, La. | L2 | 4-7      |
| 5-15 | Virginia Tech | New Orleans, La. | W1 | 10-3     |
| 5-16 | Louisville    | New Orleans, La. | L1 | 7-8 (10) |

\*Metro Conference Game

## 1993

**Record: 33-26; Home: 19-10, Away: 12-12,**

**Neutral: 2-4, Metro: 9-6**

**Coach Hill Denson, 10th year**

| Date | Opponent         | Site    | Streak | Score |
|------|------------------|---------|--------|-------|
| 2-20 | MIDDLE TENN. ST. | USM-PTP | W1     | 9-1   |
| 2-21 | MIDDLE TENN. ST. | USM-PTP | W2     | 19-3  |

### Winn-Dixie Showdown

|      |                   |                     |    |       |
|------|-------------------|---------------------|----|-------|
| 2-26 | UNO               | New Orleans, La.    | L1 | 5-8   |
| 2-27 | LSU               | New Orleans, La.    | L2 | 4-8   |
| 2-28 | Tulane            | New Orleans, La.    | W1 | 13-3  |
| 3-3  | UNO               | New Orleans, La.    | W2 | 6-4   |
| 3-5  | OHIO STATE        | USM-PTP             | L1 | 5-6   |
| 3-6  | OHIO STATE        | USM-PTP             | W1 | 7-4   |
| 3-7  | OHIO STATE        | USM-PTP             | L1 | 5-19  |
| 3-8  | UNO               | USM-PTP             | W1 | 5-4   |
| 3-9  | MOBILE            | USM-PTP             | W2 | 11-5  |
| 3-10 | WEST FLORIDA      | USM-PTP             | W3 | 4-3   |
| 3-12 | Missouri          | Columbia, Mo.       | L1 | 2-9   |
| 3-14 | Missouri          | Columbia, Mo.       | W1 | 6-5   |
| 3-15 | Missouri          | Columbia, Mo.       | W2 | 14-11 |
| 3-17 | SE Mo St.         | Cape Girardeau, Mo. | L1 | 2-3   |
| 3-17 | SE Mo St.         | Cape Girardeau, Mo. | W1 | 4-1   |
| 3-18 | UT-Martin         | Martin, Tenn.       | L1 | 3-4   |
| 3-20 | WRIGHT STATE      | USM-PTP             | L2 | 2-4   |
| 3-21 | WRIGHT STATE      | USM-PTP             | W1 | 5-4   |
| 3-22 | WRIGHT STATE      | USM-PTP             | L1 | 6-10  |
| 3-23 | UAB               | Birmingham, Ala.    | L2 | 4-6   |
| 3-24 | UAB               | Birmingham, Ala.    | W1 | 10-5  |
| 3-26 | MEMPHIS           | USM-PTP             | W2 | 7-2   |
| 3-27 | MEMPHIS           | USM-PTP             | L1 | 2-8   |
| 3-28 | MEMPHIS           | USM-PTP             | W1 | 13-5  |
| 3-31 | La.-Monroe        | Monroe, La.         | W2 | 15-13 |
| 4-3  | *VCU              | USM-PTP             | W3 | 7-4   |
| 4-3  | *VCU              | USM-PTP             | L1 | 9-11  |
| 4-4  | *VCU              | USM-PTP             | W1 | 3-1   |
| 4-6  | LA.-MONROE        | USM-PTP             | L1 | 2-5   |
| 4-7  | Southeastern La.  | Hammond, La.        | L2 | 2-8   |
| 4-9  | *USF              | Tampa, Fla.         | L3 | 6-8   |
| 4-10 | *USF              | Tampa, Fla.         | L4 | 10-19 |
| 4-11 | *USF              | Tampa, Fla.         | W1 | 7-3   |
| 4-13 | Ole Miss          | Oxford, Miss.       | L1 | 13-15 |
| 4-14 | Ole Miss          | Oxford, Miss.       | L2 | 7-8   |
| 4-16 | *TULANE           | USM-PTP             | W1 | 4-2   |
| 4-17 | *TULANE           | USM-PTP             | L1 | 5-12  |
| 4-18 | *TULANE           | USM-PTP             | W1 | 8-7   |
| 4-20 | OLE MISS          | USM-PTP             | W2 | 2-1   |
| 4-21 | Mississippi State | Starkville, Miss.   | L1 | 11-14 |
| 4-23 | *Charlotte        | Charlotte, N.C.     | W1 | 8-5   |
| 4-24 | *Charlotte        | Charlotte, N.C.     | W2 | 13-1  |
| 4-25 | *Charlotte        | Charlotte, N.C.     | W3 | 11-2  |
| 4-27 | MISSISSIPPI STATE | USM-PTP             | W4 | 3-2   |

|      |                   |                 |    |      |
|------|-------------------|-----------------|----|------|
| 4-28 | MISSISSIPPI STATE | USM-PTP         | W5 | 5-4  |
| 5-1  | *LOUISVILLE       | USM-PTP         | L1 | 2-8  |
| 5-1  | *LOUISVILLE       | USM-PTP         | W1 | 7-6  |
| 5-4  | UAB               | USM-PTP         | W2 | 7-2  |
| 5-5  | UAB               | USM-PTP         | W3 | 9-4  |
| 5-7  | South Alabama     | Mobile, Ala.    | L1 | 3-7  |
| 5-9  | SOUTH ALABAMA     | USM-PTP         | L2 | 6-10 |
| 5-14 | *Virginia Tech    | Blacksburg, Va. | W1 | 6-4  |
| 5-15 | *Virginia Tech    | Blacksburg, Va. | L1 | 7-12 |
| 5-16 | *Virginia Tech    | Blacksburg, Va. | W1 | 2-1  |

### Metro Conference Tournament

|      |            |               |    |      |
|------|------------|---------------|----|------|
| 5-20 | Louisville | Richmond, Va. | L1 | 3-7  |
| 5-21 | Louisville | Richmond, Va. | W1 | 12-5 |
| 5-22 | Charlotte  | Richmond, Va. | L1 | 2-11 |

\*Metro Conference Game

## 1994

**Record: 37-24; Home: 21-12, Away: 13-10, Neutral:**

**3-2, Metro: 11-7**

**Coach Hill Denson, 11th year**

| Date | Opponent           | Site               | Streak | Score |
|------|--------------------|--------------------|--------|-------|
| 2-18 | GRAMBLING STATE    | USM-PTP            | W1     | 13-7  |
| 2-19 | GRAMBLING STATE    | USM-PTP            | W2     | 18-3  |
| 2-20 | GRAMBLING STATE    | USM-PTP            | W3     | 14-2  |
| 2-21 | MISS. VALLEY STATE | USM-PTP            | W4     | 14-9  |
| 2-25 | SE MISSOURI        | USM-PTP            | W5     | 13-5  |
| 2-26 | SE MISSOURI        | USM-PTP            | W6     | 12-4  |
| 2-27 | SE MISSOURI        | USM-PTP            | L1     | 8-9   |
| 3-2  | UNO                | New Orleans, La.   | W1     | 10-3  |
| 3-2  | UNO                | New Orleans, La.   | L1     | 3-6   |
| 3-4  | CINCINNATI         | USM-PTP            | W1     | 10-7  |
| 3-5  | CINCINNATI         | USM-PTP            | W2     | 13-4  |
| 3-6  | CINCINNATI         | USM-PTP            | W3     | 12-2  |
| 3-11 | Arkansas           | Fayetteville, Ark. | L1     | 2-4   |
| 3-12 | Arkansas           | Fayetteville, Ark. | L2     | 9-16  |
| 3-13 | Arkansas           | Fayetteville, Ark. | W1     | 9-8   |
| 3-15 | TENN-MARTIN        | USM-PTP            | L1     | 10-11 |
| 3-16 | TENN-MARTIN        | USM-PTP            | W1     | 16-3  |
| 3-18 | STETSON            | USM-PTP            | L1     | 0-8   |
| 3-19 | STETSON            | USM-PTP            | L2     | 2-4   |
| 3-20 | TENNESSEE TECH     | USM-PTP            | W1     | 7-1   |
| 3-22 | Southeastern LA    | Hammond, La.       | L1     | 3-4   |
| 3-25 | TCU                | Fort Worth, Texas  | W1     | 6-3   |
| 3-26 | TCU                | Fort Worth, Texas  | W2     | 7-1   |
| 3-27 | TCU                | Fort Worth, Texas  | W3     | 9-3   |
| 3-29 | UAB                | USM-PTP            | W4     | 8-4   |
| 3-30 | UAB                | USM-PTP            | W5     | 3-1   |
| 4-1  | *CHARLOTTE         | USM-PTP            | L1     | 13-18 |
| 4-2  | *CHARLOTTE         | USM-PTP            | L2     | 5-7   |
| 4-3  | *CHARLOTTE         | USM-PTP            | W1     | 4-2   |
| 4-4  | SOUTHEASTERN LA    | USM-PTP            | W2     | 6-2   |
| 4-6  | UAB                | Birmingham, Ala.   | W3     | 3-1   |
| 4-6  | UAB                | Birmingham, Ala.   | L1     | 2-9   |
| 4-9  | *Louisville        | Louisville, Ky.    | W1     | 25-15 |
| 4-9  | *Louisville        | Louisville, Ky.    | W2     | 5-3   |
| 4-10 | *Louisville        | Louisville, Ky.    | W3     | 9-8   |
| 4-12 | Ole Miss           | Oxford, Miss.      | L1     | 13-14 |
| 4-15 | *Tulane            | New Orleans, La.   | L2     | 10-11 |
| 4-16 | *Tulane            | New Orleans, La.   | L3     | 10-12 |
| 4-17 | *Tulane            | New Orleans, La.   | W1     | 14-11 |
| 4-19 | OLE MISS           | USM-PTP            | W2     | 10-9  |
| 4-20 | OLE MISS           | USM-PTP            | L1     | 4-6   |
| 4-23 | UNO                | USM-PTP            | W1     | 2-0   |
| 4-24 | UNO                | USM-PTP            | L1     | 1-3   |
| 4-26 | Mississippi State  | Starkville, Miss.  | L2     | 2-4   |
| 4-27 | Mississippi State  | Starkville, Miss.  | W1     | 4-2   |
| 4-30 | *VCU               | Richmond, Va.      | W2     | 10-0  |
| 4-30 | *VCU               | Richmond, Va.      | L1     | 4-5   |
| 5-1  | *VCU               | Richmond, Va.      | W1     | 8-0   |
| 5-4  | SOUTH ALABAMA      | USM-PTP            | L1     | 9-14  |
| 5-6  | *USF               | USM-PTP            | L2     | 10-11 |
| 5-7  | *USF               | USM-PTP            | W1     | 15-14 |
| 5-8  | *USF               | USM-PTP            | W2     | 10-9  |
| 5-12 | MISSISSIPPI STATE  | USM-PTP            | L1     | 0-3   |
| 5-13 | *VIRGINIA TECH     | USM-PTP            | W1     | 12-4  |



# Year-by-Year Results

|      |                |         |    |     |
|------|----------------|---------|----|-----|
| 5-14 | *VIRGINIA TECH | USM-PTP | L1 | 0-1 |
| 5-15 | *VIRGINIA TECH | USM-PTP | W1 | 5-4 |

### Metro Conference Tournament

|      |               |                 |    |      |
|------|---------------|-----------------|----|------|
| 5-18 | Louisville    | Louisville, Ky. | W2 | 10-9 |
| 5-19 | Virginia Tech | Louisville, Ky. | L1 | 4-6  |
| 5-20 | VCU           | Louisville, Ky. | W1 | 8-6  |
| 5-21 | Charlotte     | Louisville, Ky. | W2 | 5-1  |
| 5-21 | Tulane        | Louisville, Ky. | L1 | 6-14 |

\*Metro Conference Game

### 1995

**Record: 36-24; Home: 27-7, Away: 7-15, Neutral: 2-2, Metro: 11-7**

#### Coach Hill Denson, 12th year

| Date | Opponent          | Site                | Streak | Score |
|------|-------------------|---------------------|--------|-------|
| 2-12 | ALABAMA STATE     | USM-PTP             | W1     | 5-4   |
| 2-12 | ALABAMA STATE     | USM-PTP             | W2     | 10-0  |
| 2-18 | SOUTHEASTERN LA.  | USM-PTP             | W3     | 8-3   |
| 2-20 | JACKSON STATE     | USM-PTP             | W4     | 10-5  |
| 2-21 | ALCORN STATE      | USM-PTP             | W5     | 10-4  |
| 2-22 | UNO               | New Orleans, La.    | W6     | 11-4  |
| 2-24 | TENNESSEE TECH    | USM-PTP             | W7     | 8-1   |
| 2-25 | TENNESSEE TECH    | USM-PTP             | W8     | 8-0   |
| 2-26 | TENNESSEE TECH    | USM-PTP             | W9     | 7-1   |
| 3-3  | OHIO STATE        | USM-PTP             | W10    | 6-2   |
| 3-4  | OHIO STATE        | USM-PTP             | W11    | 6-0   |
| 3-5  | OHIO STATE        | USM-PTP             | W12    | 8-7   |
| 3-8  | SE MISSOURI       | USM-PTP             | W13    | 11-2  |
| 3-10 | ARKANSAS          | USM-PTP             | L1     | 1-10  |
| 3-11 | ARKANSAS          | USM-PTP             | W1     | 4-3   |
| 3-12 | ARKANSAS          | USM-PTP             | L1     | 2-8   |
| 3-14 | Middle Tenn. St.  | Murfreesboro, Tenn. | L2     | 5-8   |
| 3-15 | Middle Tenn. St.  | Murfreesboro, Tenn. | L3     | 5-7   |
| 3-17 | SW MISSOURI ST.   | USM-PTP             | W1     | 11-2  |
| 3-18 | SW MISSOURI ST.   | USM-PTP             | L1     | 0-7   |
| 3-19 | SW MISSOURI ST.   | USM-PTP             | L2     | 6-10  |
| 3-21 | Southeastern La.  | Hammond, La.        | W1     | 8-5   |
| 3-24 | Minnesota         | Minneapolis, Minn.  | L1     | 5-18  |
| 3-25 | Minnesota         | Minneapolis, Minn.  | W1     | 4-3   |
| 3-26 | Minnesota         | Minneapolis, Minn.  | L1     | 3-4   |
| 3-28 | UAB               | Birmingham, Ala.    | L2     | 7-8   |
| 3-29 | UAB               | Birmingham, Ala.    | L3     | 6-13  |
| 4-1  | *USF              | Tampa, Fla.         | L4     | 4-11  |
| 4-1  | *USF              | Tampa, Fla.         | W1     | 4-0   |
| 4-2  | *USF              | Tampa, Fla.         | W2     | 5-4   |
| 4-4  | UAB               | USM-PTP             | L1     | 6-8   |
| 4-5  | UAB               | USM-PTP             | L2     | 2-5   |
| 4-7  | *VCU              | USM-PTP             | W1     | 15-5  |
| 4-8  | *VCU              | USM-PTP             | W2     | 10-6  |
| 4-9  | *VCU              | USM-PTP             | W3     | 6-5   |
| 4-11 | OLE MISS          | USM-PTP             | W4     | 6-4   |
| 4-12 | GRAMBLING STATE   | USM-PTP             | W5     | 6-2   |
| 4-14 | *TULANE           | USM-PTP             | W6     | 8-5   |
| 4-15 | *TULANE           | USM-PTP             | L1     | 3-6   |
| 4-16 | *TULANE           | USM-PTP             | W1     | 12-3  |
| 4-18 | Ole Miss          | Oxford, Miss.       | L1     | 1-3   |
| 4-19 | Ole Miss          | Oxford, Miss.       | W1     | 5-3   |
| 4-21 | *LOUISVILLE       | USM-PTP             | W2     | 8-6   |
| 4-22 | *LOUISVILLE       | USM-PTP             | W3     | 4-2   |
| 4-23 | *LOUISVILLE       | USM-PTP             | W4     | 14-8  |
| 4-25 | MISSISSIPPI STATE | USM-PTP             | W5     | 9-8   |
| 4-26 | MISSISSIPPI STATE | USM-PTP             | W6     | 4-3   |
| 4-28 | *Charlotte        | Charlotte, N.C.     | L1     | 1-7   |
| 4-29 | *Charlotte        | Charlotte, N.C.     | L2     | 4-11  |
| 4-30 | *Charlotte        | Charlotte, N.C.     | W1     | 4-3   |
| 5-2  | Mississippi State | Starkville, Miss.   | L1     | 6-14  |
| 5-3  | Mississippi State | Starkville, Miss.   | L2     | 0-9   |
| 5-4  | UNO               | USM-PTP             | W1     | 11-3  |
| 5-12 | *Virginia Tech    | Blacksburg, Va.     | L1     | 3-17  |
| 5-13 | *Virginia Tech    | Blacksburg, Va.     | L2     | 3-9   |
| 5-14 | *Virginia Tech    | Blacksburg, Va.     | L3     | 1-5   |

### Metro Conference Tournament

|      |               |                 |    |      |
|------|---------------|-----------------|----|------|
| 5-17 | Tulane        | Charlotte, N.C. | W1 | 9-3  |
| 5-18 | Virginia Tech | Charlotte, N.C. | L1 | 2-3  |
| 5-19 | Louisville    | Charlotte, N.C. | W1 | 10-0 |

|      |     |                 |    |     |
|------|-----|-----------------|----|-----|
| 5-20 | USF | Charlotte, N.C. | L1 | 1-4 |
|------|-----|-----------------|----|-----|

\*Metro Conference Game

### 1996

**Record: 32-28; Home: 26-12, Away: 6-12, Neutral: 0-4, Conference USA: 14-10**

#### Coach Hill Denson, 13th year

| Date | Opponent     | Site    | Streak | Score |
|------|--------------|---------|--------|-------|
| 2-10 | GRAMBLING    | USM-PTP | W1     | 8-1   |
| 2-11 | GRAMBLING    | USM-PTP | W2     | 6-0   |
| 2-17 | MURRAY STATE | USM-PTP | W3     | 14-7  |
| 2-18 | MURRAY STATE | USM-PTP | W4     | 19-3  |

#### Winn-Dixie Showdown

|      |                      |                   |    |      |
|------|----------------------|-------------------|----|------|
| 2-23 | LSU                  | New Orleans, La.  | L1 | 4-7  |
| 2-24 | UNO                  | New Orleans, La.  | L2 | 0-3  |
| 2-25 | Tulane               | New Orleans, La.  | L3 | 5-8  |
| 3-1  | TCU                  | USM-PTP           | W1 | 4-2  |
| 3-2  | TCU                  | USM-PTP           | W2 | 12-1 |
| 3-3  | TCU                  | USM-PTP           | W3 | 9-7  |
| 3-5  | MIDDLE TENNESSEE ST. | USM-PTP           | W4 | 9-8  |
| 3-6  | MIDDLE TENNESSEE ST. | USM-PTP           | W5 | 23-2 |
| 3-9  | BAYLOR               | USM-PTP           | L1 | 5-6  |
| 3-10 | BAYLOR               | USM-PTP           | L2 | 6-7  |
| 3-12 | South Alabama        | Mobile, Ala.      | W1 | 6-0  |
| 3-15 | *Charlotte           | Charlotte, N.C.   | L1 | 3-5  |
| 3-16 | *Charlotte           | Charlotte, N.C.   | L2 | 2-11 |
| 3-17 | *Charlotte           | Charlotte, N.C.   | W1 | 11-7 |
| 3-19 | SW MISSOURI ST.      | USM-PTP           | W2 | 5-4  |
| 3-20 | SW MISSOURI ST.      | USM-PTP           | W3 | 7-2  |
| 3-22 | *USF                 | USM-PTP           | W4 | 6-5  |
| 3-23 | *USF                 | USM-PTP           | W5 | 8-6  |
| 3-24 | *USF                 | USM-PTP           | L1 | 7-9  |
| 3-28 | JACKSON STATE        | USM-PTP           | W1 | 15-4 |
| 3-29 | *LOUISVILLE          | USM-PTP           | L1 | 7-11 |
| 3-30 | *LOUISVILLE          | USM-PTP           | W1 | 12-6 |
| 3-31 | *LOUISVILLE          | USM-PTP           | W2 | 9-1  |
| 4-2  | UNO                  | New Orleans, La.  | L1 | 2-4  |
| 4-3  | UNO                  | USM-PTP           | L2 | 3-9  |
| 4-5  | *Saint Louis         | St. Louis, Mo.    | L3 | 0-2  |
| 4-6  | *Saint Louis         | St. Louis, Mo.    | L4 | 2-3  |
| 4-7  | *Saint Louis         | St. Louis, Mo.    | W1 | 8-3  |
| 4-9  | Ole Miss             | Oxford, Miss.     | L1 | 2-3  |
| 4-10 | Ole Miss             | Oxford, Miss.     | L2 | 3-7  |
| 4-12 | *UAB                 | Birmingham, Ala.  | L3 | 3-16 |
| 4-13 | *UAB                 | Birmingham, Ala.  | L4 | 5-7  |
| 4-14 | *UAB                 | Birmingham, Ala.  | W1 | 10-5 |
| 4-16 | OLE MISS             | USM-PTP           | L1 | 3-11 |
| 4-17 | OLE MISS             | USM-PTP           | W1 | 2-1  |
| 4-19 | *CINCINNATI          | USM-PTP           | W2 | 18-2 |
| 4-20 | *CINCINNATI          | USM-PTP           | W3 | 3-2  |
| 4-21 | *CINCINNATI          | USM-PTP           | W4 | 6-1  |
| 4-23 | Mississippi State    | Starkville, Miss. | L1 | 1-5  |
| 4-24 | Mississippi State    | Starkville, Miss. | L2 | 4-5  |
| 4-26 | WILLIAM CAREY        | USM-PTP           | L3 | 0-9  |
| 4-27 | WILLIAM CAREY        | USM-PTP           | L4 | 6-18 |
| 4-28 | WILLIAM CAREY        | USM-PTP           | L5 | 2-7  |
| 4-30 | MISSISSIPPI STATE    | USM-PTP           | W1 | 6-2  |
| 5-1  | MISSISSIPPI STATE    | USM-PTP           | L1 | 1-4  |
| 5-2  | Tulane               | New Orleans, La.  | L2 | 1-10 |
| 5-4  | Tulane               | New Orleans, La.  | W1 | 10-4 |
| 5-5  | Tulane               | New Orleans, La.  | W2 | 7-4  |
| 5-7  | SOUTH ALABAMA        | USM-PTP           | W# | 6-2  |
| 5-10 | MEMPHIS              | USM-PTP           | W4 | 7-1  |
| 5-11 | MEMPHIS              | USM-PTP           | W5 | 3-2  |
| 5-12 | *MEMPHIS             | USM-PTP           | L1 | 2-6  |

#### 1996 Conference USA Championship Tournament - Hattiesburg, Miss.

|      |             |         |    |      |
|------|-------------|---------|----|------|
| 5-15 | MEMPHIS     | USM-PTP | W1 | 9-4  |
| 5-16 | Tulane      | USM-PTP | L1 | 5-9  |
| 5-17 | SAINT LOUIS | USM-PTP | W1 | 9-5  |
| 5-18 | TULANE      | USM-PTP | L1 | 8-10 |

\*Conference USA Game

### 1997

**Record: 34-23; Home: 23-8; Away: 9-13; Neutral: 2-2; Conference USA: 16-10**

#### Coach Hill Denson, 14th year

| Date | Opponent          | Site              | Streak | Score |
|------|-------------------|-------------------|--------|-------|
| 2-15 | Auburn            | Mobile, Ala.      | L1     | 3-4   |
| 2-16 | Minnesota         | Mobile, Ala.      | W1     | 3-2   |
| 2-18 | ALCORN STATE      | USM-PTP           | W2     | 13-4  |
| 2-21 | MINNESOTA         | USM-PTP           | L1     | 1-12  |
| 2-22 | MINNESOTA         | USM-PTP           | W1     | 2-1   |
| 2-23 | MINNESOTA         | USM-PTP           | W2     | 14-2  |
| 2-26 | UNO               | New Orleans, La.  | L1     | 9-10  |
| 3-1  | CENTENARY         | USM-PTP           | W1     | 12-2  |
| 3-2  | CENTENARY         | USM-PTP           | W2     | 5-3   |
| 3-4  | ARK-LITTLE ROCK   | USM-PTP           | W3     | 19-6  |
| 3-5  | ARK-LITTLE ROCK   | USM-PTP           | W4     | 8-3   |
| 3-7  | SOUTHERN ILLINOIS | USM-PTP           | W5     | 5-4   |
| 3-8  | SOUTHERN ILLINOIS | USM-PTP           | W6     | 2-1   |
| 3-9  | SOUTHERN ILLINOIS | USM-PTP           | W7     | 14-11 |
| 3-11 | Baylor            | Waco, Texas       | W8     | 16-7  |
| 3-14 | *Memphis          | Memphis, Tenn.    | W9     | 10-7  |
| 3-15 | *Memphis          | Memphis, Tenn.    | W10    | 4-2   |
| 3-16 | *Memphis          | Memphis, Tenn.    | W11    | 10-5  |
| 3-19 | UNO               | USM-PTP           | W12    | 7-4   |
| 3-21 | *TULANE           | USM-PTP           | L1     | 5-6   |
| 3-22 | *TULANE           | USM-PTP           | L2     | 5-7   |
| 3-23 | *TULANE           | USM-PTP           | W1     | 4-3   |
| 3-25 | ALABAMA           | USM-PTP           | L1     | 14-19 |
| 3-28 | *Houston          | Houston, Texas    | W1     | 9-7   |
| 3-29 | *Houston          | Houston, Texas    | L1     | 4-6   |
| 3-30 | *Houston          | Houston, Texas    | L2     | 11-14 |
| 4-1  | OLE MISS          | USM-PTP           | W1     | 8-7   |
| 4-2  | OLE MISS          | USM-PTP           | W2     | 13-8  |
| 4-4  | *Cincinnati       | Cincinnati, Ohio  | W3     | 13-9  |
| 4-5  | *Cincinnati       | Cincinnati, Ohio  | W4     | 11-5  |
| 4-6  | *Cincinnati       | Cincinnati, Ohio  | W5     | 15-5  |
| 4-8  | Alabama           | Tuscaloosa, Ala.  | L1     | 6-14  |
| 4-9  | JACKSON STATE     | USM-PTP           | W1     | 12-4  |
| 4-11 | *UAB              | USM-PTP           | W2     | 3-2   |
| 4-12 | *UAB              | USM-PTP           | W3     | 8-3   |
| 4-13 | *UAB              | USM-PTP           | W4     | 9-8   |
| 4-15 | Ole Miss          | Oxford, Miss.     | L1     | 6-11  |
| 4-16 | Ole Miss          | Oxford, Miss.     | L2     | 2-3   |
| 4-18 | *SAINT LOUIS      | Oxford, Miss.     | W1     | 19-4  |
| 4-19 | *SAINT LOUIS      | USM-PTP           | L1     | 8-15  |
| 4-20 | *SAINT LOUIS      | USM-PTP           | W1     | 7-1   |
| 4-22 | Mississippi State | Starkville, Miss. | L1     | 12-16 |
| 4-23 | Mississippi State | Starkville, Miss. | L2     | 2-4   |
| 4-25 | *Louisville       | Louisville, Ky.   | L3     | 8-9   |
| 4-26 | *Louisville       | Louisville, Ky.   | W1     | 14-1  |
| 4-29 | MISSISSIPPI STATE | USM-PTP           | W2     | 9-4   |
| 4-30 | MISSISSIPPI STATE | USM-PTP           | L1     | 2-20  |
| 5-2  | USF               | Tampa, Fla.       | L2     | 2-12  |
| 5-3  | USF               | Tampa, Fla.       | L3     | 11-20 |
| 5-4  | USF               | Tampa, FL         | L4     | 4-8   |
| 5-7  | SOUTH ALABAMA     | USM-PTP           | L5     | 10-12 |
| 5-9  | *CHARLOTTE        | USM-PTP           | W1     | 9-1   |
| 5-10 | *CHARLOTTE        | USM-PTP           | W2     | 7-6   |
| 5-11 | *CHARLOTTE        | USM-PTP           | L1     | 9-14  |

#### 1997 CONFERENCE USA Championship Tournament - New Orleans, La.

|      |            |                  |    |      |
|------|------------|------------------|----|------|
| 5-14 | Charlotte  | New Orleans, La. | L2 | 9-14 |
| 5-15 | Cincinnati | New Orleans, La. | W1 | 5-0  |
| 5-16 | Tulane     | New Orleans, La. | L1 | 2-6  |

\* Conference USA Game

### 1998

**Record: 30-28; Home: 20-13; Away: 8-11; Neutral: 2-4; Conference USA: 12-15**

#### Coach Corky Palmer, first year

| Date | Opponent       | Site    | Streak | Score    |
|------|----------------|---------|--------|----------|
| 2-14 | NICHOLLS STATE | USM-PTP | W1     | 1-0 (13) |
| 2-15 | NICHOLLS STATE | USM-PTP | W2     | 9-1 (8)  |
| 2-17 | TROY STATE     | USM-PTP | L1     | 5-7      |





# Year-by-Year Results

|      |               |              |    |       |
|------|---------------|--------------|----|-------|
| 2-21 | KENTUCKY      | USM-PTP      | W1 | 15-10 |
| 2-22 | KENTUCKY      | USM-PTP      | L1 | 6-10  |
| 2-24 | South Alabama | Mobile, Ala. | L2 | 8-14  |

## Winn-Dixie Showdown XII -

### Louisiana Superdome, New Orleans, La.

|      |                   |                   |    |           |
|------|-------------------|-------------------|----|-----------|
| 2-27 | UNO               | New Orleans, La.  | W1 | 16-3      |
| 2-28 | Tulane            | New Orleans, La.  | L1 | 1-5       |
| 3-1  | LSU               | New Orleans, La.  | L2 | 4-16      |
| 3-4  | UNO               | New Orleans, La.  | W1 | 19-7      |
| 3-6  | NORTHERN ILL.     | USM-PTP           | W2 | 12-6      |
| 3-8  | NORTHERN ILL.     | USM-PTP           | W3 | 10-4 (7)  |
| 3-8  | NORTHERN ILL.     | USM-PTP           | W4 | 14-11 (7) |
| 3-10 | JACKSON STATE     | USM-PTP           | W5 | 14-2      |
| 3-11 | Southeastern La.  | Hammond, La.      | W6 | 11-0      |
| 3-13 | *CINCINNATI       | USM-PTP           | L1 | 7-8 (10)  |
| 3-14 | *CINCINNATI       | USM-PTP           | W1 | 4-0       |
| 3-15 | *CINCINNATI       | USM-PTP           | W2 | 13-1 (7)  |
| 3-17 | SW MO. STATE      | USM-PTP           | L1 | 8-9 (11)  |
| 3-18 | SW MO. STATE      | USM-PTP           | W1 | 10-6      |
| 3-20 | *UAB              | Birmingham, Ala.  | L1 | 6-7 (10)  |
| 3-21 | *UAB              | Birmingham, Ala.  | L2 | 7-8 (10)  |
| 3-22 | *UAB              | Birmingham, Ala.  | W1 | 6-3       |
| 3-24 | Alabama           | Tuscaloosa, Ala.  | L1 | 3-13      |
| 3-25 | UNO               | USM-PTP           | W1 | 14-2 (7)  |
| 3-27 | *LOUISVILLE       | USM-PTP           | W2 | 8-3       |
| 3-28 | *LOUISVILLE       | USM-PTP           | L1 | 3-5       |
| 3-29 | *LOUISVILLE       | USM-PTP           | L2 | 4-8       |
| 4-3  | *MEMPHIS          | USM-PTP           | W1 | 3-2       |
| 4-4  | *MEMPHIS          | USM-PTP           | W2 | 13-5      |
| 4-5  | *MEMPHIS          | USM-PTP           | W3 | 10-1      |
| 4-7  | OLE MISS          | USM-PTP           | L1 | 7-19      |
| 4-8  | OLE MISS          | USM-PTP           | W1 | 17-10     |
| 4-10 | *Charlotte        | Charlotte, N.C.   | W2 | 12-5      |
| 4-11 | *Charlotte        | Charlotte, N.C.   | L1 | 8-10      |
| 4-12 | *Charlotte        | Charlotte, N.C.   | L2 | 6-7       |
| 4-14 | Ole Miss          | Oxford, Miss.     | W1 | 10-6      |
| 4-15 | Ole Miss          | Oxford, Miss.     | L1 | 7-15      |
| 4-18 | *USF              | USM-PTP           | L2 | 3-6       |
| 4-19 | *USF              | USM-PTP           | L3 | 0-1 (7)   |
| 4-19 | *USF              | USM-PTP           | W1 | 6-1 (7)   |
| 4-21 | MISSISSIPPI STATE | USM-PTP           | W2 | 6-1       |
| 4-22 | MISSISSIPPI STATE | USM-PTP           | L1 | 3-4       |
| 4-24 | *Saint Louis      | St. Louis, Mo.    | W1 | 5-3       |
| 4-25 | *Saint Louis      | St. Louis, Mo.    | W2 | 14-0      |
| 4-26 | *Saint Louis      | St. Louis, Mo.    | W3 | 14-6      |
| 4-28 | Mississippi State | Starkville, Miss. | L1 | 0-11      |
| 5-1  | HOUSTON           | USM-PTP           | L2 | 1-3       |
| 5-2  | HOUSTON           | USM-PTP           | L3 | 4-6       |
| 5-3  | HOUSTON           | USM-PTP           | L4 | 5-17      |
| 5-5  | SOUTH ALABAMA     | USM-PTP           | W1 | 8-1       |
| 5-8  | *Tulane           | New Orleans, La.  | L1 | 5-14      |
| 5-9  | *Tulane           | New Orleans, La.  | L2 | 8-21      |
| 5-10 | *Tulane           | New Orleans, La.  | L3 | 3-10      |

## 1998 Conference USA Championship Tournament -

### Zephyr Field, Metairie, La.

|      |           |               |    |      |
|------|-----------|---------------|----|------|
| 5-13 | Charlotte | Metairie, La. | L4 | 3-13 |
| 5-14 | Memphis   | Metairie, La. | W1 | 7-6  |
| 5-15 | Houston   | Metairie, La. | W2 | 6-5  |
| 5-16 | Charlotte | Metairie, La. | L1 | 5-6  |

\* Conference USA Game

## 1999

Record: 40-23; Home: 27-3; Away: 7-14; Neutral: 6-6;

Conference USA: 18-9

### Coach Corky Palmer, second year

| Date | Opponent      | Site    | Streak | Score |
|------|---------------|---------|--------|-------|
| 2-13 | JACKSON STATE | USM-PTP | W1     | 6-0   |
| 2-14 | JACKSON STATE | USM-PTP | W2     | 18-8  |
| 2-16 | SOUTH ALABAMA | USM-PTP | W3     | 2-1   |

## Winn Dixie Showdown XIII -

### Louisiana Superdome, New Orleans, La.

|      |          |                  |    |      |
|------|----------|------------------|----|------|
| 2-19 | LSU      | New Orleans, La. | L1 | 2-8  |
| 2-20 | Tulane   | New Orleans, La. | W1 | 13-6 |
| 2-21 | UNO      | New Orleans, La. | L1 | 6-10 |
| 2-25 | MISSOURI | USM-PTP          | W1 | 9-5  |

|      |                    |                   |    |       |
|------|--------------------|-------------------|----|-------|
| 2-26 | MIDDLE TENN. ST.   | USM-PTP           | L1 | 5-10  |
| 2-27 | MIDDLE TENN. ST.   | USM-PTP           | W1 | 7-3   |
| 2-28 | MIDDLE TENN. ST.   | USM-PTP           | W2 | 4-2   |
| 3-2  | UNO                | USM-PTP           | W3 | 13-6  |
| 3-3  | EASTERN ILLINOIS   | USM-PTP           | W4 | 4-3   |
| 3-4  | EASTERN ILLINOIS   | USM-PTP           | W5 | 4-3   |
| 3-5  | EASTERN ILLINOIS   | USM-PTP           | W6 | 7-2   |
| 3-9  | Alabama            | Tuscaloosa, Ala.  | L1 | 3-5   |
| 3-10 | South Alabama      | Mobile, Ala.      | L2 | 5-12  |
| 3-16 | NORTHWESTERN STATE | USM-PTP           | W1 | 8-7   |
| 3-17 | NORTHWESTERN STATE | USM-PTP           | W2 | 10-5  |
| 3-19 | *SAINT LOUIS       | USM-PTP           | W3 | 9-4   |
| 3-20 | *SAINT LOUIS       | USM-PTP           | W4 | 25-10 |
| 3-21 | *SAINT LOUIS       | USM-PTP           | W5 | 10-5  |
| 3-23 | Ole Miss           | Jackson, Miss.    | W6 | 6-4   |
| 3-26 | *Memphis           | Memphis, Tenn.    | L1 | 1-12  |
| 3-27 | *Memphis           | Memphis, Tenn.    | L2 | 2-3   |
| 3-28 | *Memphis           | Memphis, Tenn.    | L3 | 3-6   |
| 4-2  | *USF               | Tampa, Fla.       | W1 | 9-4   |
| 4-3  | *USF               | Tampa, Fla.       | W2 | 3-2   |
| 4-4  | *USF               | Tampa, Fla.       | W3 | 8-4   |
| 4-6  | OLE MISS           | USM-PTP           | W4 | 12-3  |
| 4-7  | SAMFORD            | USM-PTP           | L1 | 8-9   |
| 4-9  | *UAB               | USM-PTP           | W1 | 9-8   |
| 4-10 | *UAB               | USM-PTP           | W2 | 12-6  |
| 4-11 | *UAB               | USM-PTP           | W3 | 2-1   |
| 4-13 | Ole Miss           | Oxford, Miss.     | L1 | 4-5   |
| 4-16 | *Cincinnati        | Cincinnati, Ohio  | L2 | 3-5   |
| 4-18 | *Cincinnati        | Cincinnati, Ohio  | W1 | 5-2   |
| 4-18 | *Cincinnati        | Cincinnati, Ohio  | W2 | 4-3   |
| 4-20 | NICHOLLS STATE     | USM-PTP           | W3 | 13-1  |
| 4-21 | NICHOLLS STATE     | USM-PTP           | W4 | 12-5  |
| 4-23 | *Houston           | Houston, Texas    | L1 | 3-12  |
| 4-24 | *Houston           | Houston, Texas    | W1 | 10-4  |
| 4-25 | *Houston           | Houston, Texas    | L1 | 1-7   |
| 4-27 | Mississippi State  | Starkville, Miss. | L2 | 3-11  |
| 4-28 | Mississippi State  | Starkville, Miss. | L3 | 2-9   |
| 4-30 | *CHARLOTTE         | USM-PTP           | W1 | 3-2   |
| 5-1  | *CHARLOTTE         | USM-PTP           | W2 | 7-6   |
| 5-2  | *CHARLOTTE         | USM-PTP           | W3 | 13-6  |
| 5-4  | Southeastern La.   | Hammond, La.      | L1 | 6-10  |
| 5-5  | Southeastern La.   | Hammond, La.      | W1 | 8-3   |
| 5-7  | *Louisville        | Louisville, Ky.   | L1 | 1-5   |
| 5-8  | *Louisville        | Louisville, Ky.   | W1 | 8-6   |
| 5-9  | *Louisville        | Louisville, Ky.   | L1 | 8-14  |
| 5-14 | *TULANE            | USM-PTP           | W1 | 9-8   |
| 5-15 | *TULANE            | USM-PTP           | W2 | 4-3   |
| 5-16 | *TULANE            | USM-PTP           | L1 | 3-8   |

## 1999 Conference USA Championship -

### Millington, Tenn.

|      |            |                   |    |      |
|------|------------|-------------------|----|------|
| 5-19 | Louisville | Millington, Tenn. | W1 | 10-5 |
| 5-20 | Tulane     | Millington, Tenn. | L1 | 4-11 |
| 5-21 | Louisville | Millington, Tenn. | W1 | 5-2  |
| 5-22 | Tulane     | Millington, Tenn. | L1 | 7-13 |

## 1999 NCAA Southeast Regional -

### Tuscaloosa, Ala.

|      |               |                  |    |       |
|------|---------------|------------------|----|-------|
| 5-28 | South Alabama | Tuscaloosa, Ala. | W1 | 20-13 |
| 5-29 | Alabama       | Tuscaloosa, Ala. | L1 | 4-10  |
| 5-30 | South Alabama | Tuscaloosa, Ala. | W1 | 10-9  |
| 5-30 | Alabama       | Tuscaloosa, Ala. | L1 | 6-7   |

\* - Conference USA Game

() - Extra Inning Game

## 2000

Record: 32-26; Home: 23-11; Away: 8-13; Neutral: 1-2;

Conference USA: 15-10

### Coach Corky Palmer, third year

| Date | Opponent               | Site           | Streak | Score |
|------|------------------------|----------------|--------|-------|
| 2-13 | GEORGIA STATE          | USM-PTP        | L1     | 2-4   |
| 2-14 | GEORGIA STATE          | USM-PTP        | W1     | 14-8  |
| 2-18 | at Louisiana-Lafayette | Lafayette, La. | L1     | 1-4   |
| 2-19 | at Louisiana-Lafayette | Lafayette, La. | L2     | 3-5   |
| 2-20 | at Louisiana-Lafayette | Lafayette, La. | L3     | 0-8   |
| 2-22 | LOUISIANA-MONROE       | USM-PTP        | W1     | 10-2  |
| 2-23 | LOUISIANA-MONROE       | USM-PTP        | L1     | 4-7   |

|      |                     |                     |    |          |
|------|---------------------|---------------------|----|----------|
| 2-25 | NICHOLLS STATE      | USM-PTP             | W1 | 9-3      |
| 2-26 | NICHOLLS STATE      | USM-PTP             | W2 | 17-5 (7) |
| 2-27 | NICHOLLS STATE      | USM-PTP             | W3 | 6-0      |
| 2-29 | OLE MISS            | USM-PTP             | W4 | 15-14    |
| 3-1  | at South Alabama    | Mobile, Ala.        | W5 | 5-2      |
| 3-4  | at UNO              | New Orleans, La.    | L1 | 7-8      |
| 3-5  | UNO                 | USM-PTP             | L2 | 9-10     |
| 3-7  | at Middle Tenn. St. | Murfreesboro, Tenn. | W1 | 7-3      |
| 3-8  | at Middle Tenn. St. | Murfreesboro, Tenn. | L1 | 3-7      |
| 3-10 | BELMONT             | USM-PTP             | W1 | 7-6 (13) |
| 3-11 | BELMONT             | USM-PTP             | W2 | 4-0      |
| 3-13 | at Ole Miss         | Oxford, Miss.       | L1 | 4-12     |
| 3-17 | *MEMPHIS            | USM-PTP             | W1 | 3-2 (10) |
| 3-18 | *MEMPHIS            | USM-PTP             | W2 | 10-9     |
| 3-21 | at Alabama          | Tuscaloosa, Ala.    | L1 | 5-6 (10) |
| 3-24 | *USF                | USM-PTP             | W1 | 14-2     |
| 3-24 | *USF                | USM-PTP             | W2 | 14-6     |
| 3-26 | *USF                | USM-PTP             | W3 | 6-4      |
| 3-28 | SW MISSOURI STATE   | USM-PTP             | W4 | 7-5      |
| 3-29 | SW MISSOURI STATE   | USM-PTP             | W5 | 8-4      |
| 3-31 | *at Saint Louis     | St. Louis, Mo.      | W6 | 2-0      |
| 4-1  | *at Saint Louis     | St. Louis, Mo.      | W7 | 4-2 (10) |
| 4-2  | *at Saint Louis     | St. Louis, Mo.      | L1 | 4-8      |
| 4-5  | JACKSON STATE       | USM-PTP             | W1 | 14-2 (5) |
| 4-5  | JACKSON STATE       | USM-PTP             | W2 | 15-7     |
| 4-7  | *LOUISVILLE         | USM-PTP             | W3 | 5-2      |
| 4-8  | *LOUISVILLE         | USM-PTP             | W4 | 8-4      |
| 4-9  | *LOUISVILLE         | USM-PTP             | W5 | 15-3     |
| 4-11 | ALABAMA             | USM-PTP             | L1 | 6-8 (11) |
| 4-15 | *at Charlotte       | Charlotte, N.C.     | L2 | 2-4      |
| 4-16 | *at Charlotte       | Charlotte, N.C.     | L3 | 2-3 (7)  |
| 4-19 | SOUTH ALABAMA       | USM-PTP             | L4 | 4-6      |
| 4-21 | *at UAB             | Birmingham, Ala.    | W1 | 12-1     |
| 4-22 | *at UAB             | Birmingham, Ala.    | W2 | 3-0      |
| 4-23 | *at UAB             | Birmingham, Ala.    | L1 | 7-10     |
| 4-25 | MISSISSIPPI STATE   | USM-PTP             | W1 | 10-6     |
| 4-26 | MISSISSIPPI STATE   | USM-PTP             | L1 | 5-8      |
| 4-28 | *CINCINNATI         | USM-PTP             | W1 | 16-3     |
| 4-29 | *CINCINNATI         | USM-PTP             | W2 | 8-2      |
| 4-30 | *CINCINNATI         | USM-PTP             | L1 | 10-16    |
| 5-2  | SOUTHEASTERN La.    | USM-PTP             | L2 | 5-10     |
| 5-3  | at UNO              | New Orleans, La.    | W1 | 15-3     |
| 5-5  | *at Tulane          | New Orleans, La.    | L1 | 2-3      |
| 5-6  | *at Tulane          | New Orleans, La.    | L2 | 3-10     |
| 5-7  | *at Tulane          | New Orleans, La.    | W1 | 7-4      |
| 5-12 | *HOUSTON            | USM-PTP             | L1 | 10-15    |
| 5-13 | *HOUSTON            | USM-PTP             | L2 | 1-8      |
| 5-14 | *HOUSTON            | USM-PTP             | L3 | 5-7      |

## 2000 Conference USA Championship -

### St. Petersburg, Fla.

|      |            |                      |    |          |
|------|------------|----------------------|----|----------|
| 5-17 | Cincinnati | St. Petersburg, Fla. | L4 | 2-7 (10) |
| 5-18 | Tulane     | St. Petersburg, Fla. | W1 | 10-9     |
| 5-19 | UAB        | St. Petersburg, Fla. | L1 | 6-10     |

## 2001

Record: 27-32; Home: 16-13; Away: 8-17; Neutral: 3-2;

Conference USA: 11-16

### Coach Corky Palmer, fourth year

| Date | Opponent            | Site        | Streak | Score |
|------|---------------------|-------------|--------|-------|
| 2-9  | EVANSVILLE          | USM-PTP     | W1     | 6-5   |
| 2-10 | EVANSVILLE          | USM-PTP     | L1     | 0-2   |
| 2-11 | EVANSVILLE          | USM-PTP     | L2     | 3-4   |
| 2-13 | SOUTH ALABAMA       | USM-PTP     | L3     | 9-16  |
| 2-16 | LOUISIANA-LAFAYETTE | USM-PTP     | W1     | 5-1   |
| 2-17 | LOUISIANA-LAFAYETTE | USM-PTP     | W2     | 6-4   |
| 2-18 | LOUISIANA-LAFAYETTE | USM-PTP     | W3     | 4-2   |
| 2-20 | at Louisiana-Monroe | Monroe, La. | W4     | 2-0   |
| 2-21 | at Louisiana-Monroe | Monroe, La. | W5     | 6-2   |
| 2-23 | SAMFORD             | USM-PTP     | W6     | 5-2   |
| 2-24 | SAMFORD             | USM-PTP     | W7     | 14-4  |
| 2-25 | SAMFORD             | USM-PTP     | W8     | 5-4   |

## Ole Miss Invitational - Oxford, Miss.

|     |             |                  |    |      |
|-----|-------------|------------------|----|------|
| 3-2 | vs. Arizona | Oxford, Miss.    | W9 | 14-4 |
| 3-4 | at Ole Miss | Oxford, Miss.    | L1 | 2-3  |
| 3-7 | at UAB      | Birmingham, Ala. | L2 | 2-3  |



# Year-by-Year Results

|   |                        |                   |               |              |   |                     |                  |               |              |  |                      |                   |               |              |
|---|------------------------|-------------------|---------------|--------------|---|---------------------|------------------|---------------|--------------|--|----------------------|-------------------|---------------|--------------|
| 3-8   | MISSISSIPPI VALLEY ST. | USM-PTP           | W1            | 15-1         | 3-22  | *CINCINNATI         | USM-PTP          | W1            | 2-0          | 3-30   | *TULANE              | USM-PTP           | L1            | 4-5          |
| 3-10  | at UNO                 | New Orleans, La.  | L1            | 0-3          | 3-23  | *CINCINNATI         | USM-PTP          | W2            | 17-3         | 4-2  | at Southeastern La.  | Hammond, La.      | W1            | 3-1          |
| 3-11  | UNO                    | USM-PTP           | W1            | 8-0          | 3-24  | *CINCINNATI         | USM-PTP          | W3            | 8-0          | 4-4  | *at Cincinnati       | Cincinnati, Ohio  | W2            | 15-8         |
| 3-12  | at Southeastern La.    | Hammond, La.      | W2            | 4-2          | 3-26  | South Alabama       | Mobile, Ala.     | L1            | 5-6 (10)     | 4-5  | *at Cincinnati       | Cincinnati, Ohio  | L1            | 3-7          |
| 3-16  | *at Houston            | Houston, Texas    | L1            | 2-4          | 3-29  | *HOUSTON            | USM-PTP          | L2            | 2-3 (10)     | 4-6  | *at Cincinnati       | Cincinnati, Ohio  | W1            | 3-2          |
| 3-17  | *at Houston            | Houston, Texas    | L2            | 0-6          | 3-30  | *HOUSTON            | USM-PTP          | W1            | 8-4          | 4-9  | OLE MISS             | USM-PTP           | W2            | 8-2          |
| 3-18  | *at Houston            | Houston, Texas    | L3            | 3-4          | 3-31  | *HOUSTON            | USM-PTP          | L1            | 6-7 (13)     | 4-11   | *CHARLOTTE           | USM-PTP           | L1            | 5-8          |
| 3-19  | at South Alabama       | Mobile, Ala.      | L4            | 1-14         | 4-2   | at Alabama          | Tuscaloosa, Ala. | L1            | 3-4          | 4-12   | *CHARLOTTE           | USM-PTP           | W1            | 6-2          |
| 3-20  | JACKSON STATE          | USM-PTP           | L5            | 3-5          | 4-5   | *at Charlotte       | Charlotte, N.C.  | W1            | 9-3          | 4-13   | *CHARLOTTE           | USM-PTP           | W2            | 10-8         |
| 3-23  | *CHARLOTTE             | USM-PTP           | W1            | 5-2          | 4-6   | *at Charlotte       | Charlotte, N.C.  | W2            | 10-4         | 4-15   | UNO                  | USM-PTP           | W3            | 11-3         |
| 3-24  | *CHARLOTTE             | USM-PTP           | W2            | 11-10        | 4-7   | *at Charlotte       | Charlotte, N.C.  | W3            | 7-5 (11)     | 4-18   | *at Memphis          | Memphis, Tenn.    | W4            | 15-4         |
| 3-25  | *CHARLOTTE             | USM-PTP           | L1            | 2-5          | 4-9   | SOUTHEASTERN La.    | USM-PTP          | W4            | 6-4          | 4-19   | *at Memphis          | Memphis, Tenn.    | W5            | 7-5          |
| 3-27  | UNO                    | USM-PTP           | L2            | 2-5          | 4-10  | UNO                 | USM-PTP          | W5            | 13-2         | 4-20   | *at Memphis          | Memphis, Tenn.    | W6            | 8-4          |
| 3-31  | *at Louisville         | Louisville, Ky.   | L3            | 3-5          | 4-12  | *LOUISVILLE         | USM-PTP          | W6            | 7-2          | 4-22   | at Mississippi State | Starkville, Miss. | L1            | 4-6          |
| 3-31  | *at Louisville         | Louisville, Ky.   | W1            | 8-3          | 4-13  | *LOUISVILLE         | USM-PTP          | L1            | 1-3          | 4-23   | at Mississippi State | Starkville, Miss. | W1            | 5-2          |
| 4-1   | *at Louisville         | Louisville, Ky.   | L1            | 3-6          | 4-14  | *LOUISVILLE         | USM-PTP          | L2            | 9-11         | 4-25   | *UAB                 | USM-PTP           | W2            | 6-3          |
| 4-4   | at Alabama             | Tuscaloosa, Ala.  | L2            | 4-7          | 4-16  | MISSISSIPPI STATE   | USM-PTP          | L3            | 2-19         | 4-26   | *UAB                 | USM-PTP           | W3            | 6-3          |
| 4-6   | *SAINT LOUIS           | USM-PTP           | L3            | 7-8          | 4-17  | MISSISSIPPI STATE   | USM-PTP          | W1            | 6-3          | 4-27   | *UAB                 | USM-PTP           | W4            | 2-1          |
| 4-7   | *SAINT LOUIS           | USM-PTP           | W1            | 11-5         | 4-19  | *at Saint Louis     | St. Louis, Mo.   | W2            | 5-0          | 4-30   | SOUTHEASTERN LA.     | USM-PTP           | W5            | 11-4         |
| 4-8   | *SAINT LOUIS           | USM-PTP           | W2            | 6-2          | 4-20  | *at Saint Louis     | St. Louis, Mo.   | L1            | 5-6          | 5-2  | *at East Carolina    | Greenville, N.C.  | W6            | 6-3          |
| 4-9   | OLE MISS               | USM-PTP           | L1            | 9-11         | 4-24  | at Southeastern La. | Hammond, La.     | W1            | 19-5         | 5-3  | *at East Carolina    | Greenville, N.C.  | L1            | 6-7          |
| 4-13  | *at Memphis            | Memphis, Tenn.    | L2            | 1-2          | 4-26  | *at UAB             | Birmingham, Ala. | W2            | 5-4          | 5-4  | *at East Carolina    | Greenville, N.C.  | L2            | 3-7          |
| 4-14  | *at Memphis            | Memphis, Tenn.    | L3            | 2-5          | 4-27  | *at UAB             | Birmingham, Ala. | W3            | 7-6          | 5-9  | *USF                 | USM-PTP           | W1            | 2-1          |
| 4-15  | *at Memphis            | Memphis, Tenn.    | W1            | 3-2          | 4-28  | *at UAB             | Birmingham, Ala. | L1            | 4-5          | 5-10   | *USF                 | USM-PTP           | W2            | 12-2         |
| 4-17  | at Mississippi State   | Starkville, Miss. | W2            | 6-2          | 4-30  | MISS. VALLEY ST.    | USM-PTP          | W1            | 9-0          | 5-11   | *USF                 | USM-PTP           | W3            | 8-1          |
| 4-18  | at Mississippi State   | Starkville, Miss. | L1            | 4-6          | 5-1   | *MEMPHIS            | USM-PTP          | W2            | 16-5         | 5-15   | *at Houston          | Houston, Texas    | W4            | 19-11        |
| 4-20  | *TULANE                | USM-PTP           | L2            | 4-6          | 5-2   | *MEMPHIS            | USM-PTP          | W3            | 11-2         | 5-16   | *at Houston          | Houston, Texas    | L1            | 5-6          |
| 4-21  | *TULANE                | USM-PTP           | L3            | 9-17         | 5-3   | *MEMPHIS            | USM-PTP          | W4            | 9-4          | 5-17   | *at Houston          | Houston, Texas    | W1            | 15-3         |
| 4-22  | *TULANE                | USM-PTP           | L4            | 3-22         | 5-10  | *EAST CAROLINA      | USM-PTP          | W5            | 12-7         | <b>2003 Conference USA Championship</b>            |                      |                   |               |              |
| 4-24  | TROY STATE             | USM-PTP           | L5            | 4-9          | 5-11  | *EAST CAROLINA      | USM-PTP          | W6            | 5-1          | <b>Tournament – New Orleans, La.</b>               |                      |                   |               |              |
| 4-25  | *at USF                | Tampa, Fla.       | L6            | 0-3          | 5-12  | *EAST CAROLINA      | USM-PTP          | L1            | 7-11         | 5-21   | vs. Charlotte        | New Orleans, La.  | W2            | 13-0         |
| 4-28  | *at USF                | Tampa, Fla.       | L7            | 8-17         | 5-16  | *at Tulane          | New Orleans, La. | L2            | 0-7          | 5-22   | vs. Houston          | New Orleans, La.  | W3            | 7-2          |
| 4-29  | *at USF                | Tampa, Fla.       | W1            | 5-2          | 5-17  | *at Tulane          | New Orleans, La. | L3            | 2-8          | 5-24   | vs. East Carolina    | New Orleans, La.  | W4            | 3-1          |
| 5-2   | SOUTHEASTERN La.       | USM-PTP           | L1            | 3-10         | 5-18  | *at Tulane          | New Orleans, La. | L4            | 4-7          | 5-25   | vs. Tulane           | New Orleans, La.  | W5            | 7-5          |
| 5-4   | *at Cincinnati         | Cincinnati, Ohio  | L2            | 5-7          | <b>2002 Conference USA Championship Tournament –</b>        |                     |                  |               |              | <b>2003 NCAA Hattiesburg Regional Tournament –</b> |                      |                   |               |              |
| 5-5   | *at Cincinnati         | Cincinnati, Ohio  | L3            | 6-14         | <b>Kinston, N.C.</b>  |                     |                  |               |              | <b>Hattiesburg, Miss.</b>                          |                      |                   |               |              |
| 5-6   | *at Cincinnati         | Cincinnati, Ohio  | W1            | 11-2         | 5-21  | vs. Tulane          | Kinston, N.C.    | W1            | 7-3          | 5-30   | vs. Southern         | USM-PTP           | L1            | 3-5          |
| 5-11  | *UAB                   | Birmingham, Ala.  | W2            | 5-1          | 5-22  | vs. Houston         | Kinston, N.C.    | L1            | 1-7          | 5-31   | vs. Murray State     | USM-PTP           | W1            | 18-0         |
| 5-12  | *UAB                   | Birmingham, Ala.  | W3            | 12-1         | 5-23  | vs. Tulane          | Kinston, N.C.    | L2            | 5-12         | 5-31   | vs. Southern         | USM-PTP           | W2            | 18-1         |
| 5-13  | *UAB                   | Birmingham, Ala.  | W4            | 8-6          | * - Conference USA Game<br>( ) - Extra Inning Game          |                     |                  |               |              | 6-1  | vs. Baylor           | USM-PTP           | L1            | 2-3          |
| <b>2001 Conference USA Championship Tournament –</b>        |                        |                   |               |              |   |                     |                  |               |              |  |                      |                   |               |              |
| <b>Metairie, La.</b>  |                        |                   |               |              |   |                     |                  |               |              |  |                      |                   |               |              |
| 5-16  | Houston                | New Orleans, La.  | W5            | 6-2          | <b>2003</b>   |                     |                  |               |              |  |                      |                   |               |              |
| 5-17  | USF                    | New Orleans, La.  | W6            | 18-5         | <b>Record: 47-16; Home: 25-7; Away: 18-8; Neutral: 4-1;</b> |                     |                  |               |              |  |                      |                   |               |              |
| 5-19  | USF                    | New Orleans, La.  | L1            | 4-6          | <b>Conference USA: 23-7</b>                                 |                     |                  |               |              |  |                      |                   |               |              |
| 5-20  | USF                    | New Orleans, La.  | L2            | 4-7          | <b>Coach Corky Palmer; sixth year</b>                       |                     |                  |               |              |  |                      |                   |               |              |
| * - Conference USA Game ( ) - Extra Inning Game             |                        |                   |               |              |   |                     |                  |               |              |  |                      |                   |               |              |
| <b>2002</b>   |                        |                   |               |              |   |                     |                  |               |              |  |                      |                   |               |              |
| <b>Record: 36-22; Home: 24-9; Away: 9-11; Neutral: 3-2;</b> |                        |                   |               |              |   |                     |                  |               |              |  |                      |                   |               |              |
| <b>Conference USA: 18-11</b>                                |                        |                   |               |              |   |                     |                  |               |              |  |                      |                   |               |              |
| <b>Coach Corky Palmer; fifth year</b>                       |                        |                   |               |              |   |                     |                  |               |              |  |                      |                   |               |              |
| <b>Date</b>   | <b>Opponent</b>        | <b>Site</b>       | <b>Streak</b> | <b>Score</b> | <b>Date</b>   | <b>Opponent</b>     | <b>Site</b>      | <b>Streak</b> | <b>Score</b> | <b>Date</b>  | <b>Opponent</b>      | <b>Site</b>       | <b>Streak</b> | <b>Score</b> |
| 2-15  | LIPSCOMB               | USM-PTP           | W1            | 15-2         | 2-14  | MCNEESE STATE       | USM-PTP          | L1            | 2-4          | 2-20   | N W (La.) State      | USM-PTP           | W1            | 12-3         |
| 2-16  | LIPSCOMB               | USM-PTP           | W2            | 8-5          | 2-15  | MCNEESE STATE       | USM-PTP          | W1            | 7-6          | 2-21   | N W (La.) State      | USM-PTP           | W2            | 15-1         |
| 2-17  | LIPSCOMB               | USM-PTP           | W3            | 9-2          | 2-16  | MCNEESE STATE       | USM-PTP          | W2            | 8-7          | 2-22   | N W (La.) State      | USM-PTP           | W3            | 12-8         |
| 2-19  | SOUTH ALABAMA          | USM-PTP           | W4            | 7-3          | 2-18  | at UNO              | New Orleans, La. | W3            | 13-1         | 2-24   | South Alabama        | USM-PTP           | L1            | 2-9          |
| <b>Bank One Lake Area Classic – Lake Charles, La.</b>       |                        |                   |               |              |   |                     |                  |               |              |  |                      |                   |               |              |
| 2-22  | Louisiana-Monroe       | Lake Charles, La. | W5            | 7-4          | <b>Coca-Cola Classic – Mobile, Ala.</b>                     |                     |                  |               |              |  |                      |                   |               |              |
| 2-23  | McNeese State          | Lake Charles, La. | L1            | 7-9          | 2-22  | Northwestern        | Mobile, Ala.     | L1            | 1-5          | 2-28   | Louisiana Tech       | Ruston, La.       | W1            | 5-2          |
| 2-24  | Nebraska               | Lake Charles, La. | W1            | 6-5          | 2-22  | St. John's          | Mobile, Ala.     | W1            | 13-12        | 2-28   | Louisiana Tech       | Ruston, La.       | W2            | 5-0          |
| 2-27  | OLE MISS               | USM-PTP           | W2            | 5-1          | 2-23  | South Alabama       | Mobile, Ala.     | W2            | 8-0          | 2-29   | Louisiana Tech       | Ruston, La.       | W3            | 13-4         |
| 3-1   | BUFFALO                | USM-PTP           | W3            | 14-5         | 2-28  | LOUISIANA TECH      | USM-PTP          | W3            | 6-2          | 3-2  | Louisiana-Monroe     | USM-PTP           | W4            | 10-3         |
| 3-2   | BUFFALO                | USM-PTP           | W4            | 18-6         | 3-1   | LOUISIANA TECH      | USM-PTP          | W4            | 17-15        | 3-3  | Louisiana-Monroe     | USM-PTP           | W5            | 11-5         |
| 3-3   | BUFFALO                | USM-PTP           | L1            | 5-8          | 3-2   | LOUISIANA TECH      | USM-PTP          | W5            | 10-4         | <b>Cox Communications Lake Area Classic –</b>      |                      |                   |               |              |
| 3-5   | LOUISIANA-MONROE       | USM-PTP           | W1            | 15-2         | 3-4   | at Louisiana-Monroe | Monroe, La.      | L1            | 1-8          | <b>Cowboy Field, Lake Charles, La.</b>             |                      |                   |               |              |
| 3-6   | LOUISIANA-MONROE       | USM-PTP           | L1            | 1-4          | 3-5   | at Louisiana-Monroe | Monroe, La.      | W1            | 6-2          | 3-5  | Indiana State        | Lake Charles, La. | W6            | 3-1          |
| 3-8   | EASTERN ILLINOIS       | USM-PTP           | W1            | 5-0          | 3-7   | SOUTHEAST MO. ST.   | USM-PTP          | L1            | 2-9          | 3-6  | Oklahoma St.         | Lake Charles, La. | W7            | 21-5         |
| 3-9   | EASTERN ILLINOIS       | USM-PTP           | L1            | 6-11         | 3-8   | SOUTHEAST MO. ST.   | USM-PTP          | W1            | 7-5          | 3-7  | McNeese St.          | Lake Charles, La. | W8            | 6-5          |
| 3-10  | EASTERN ILLINOIS       | USM-PTP           | W1            | 4-2          | 3-9   | SOUTHEAST MO. ST.   | USM-PTP          | W2            | 14-2         | 3-10   | Alabama              | Tuscaloosa, Ala.  | L1            | 3-9          |
| 3-15  | *at TCU                | Ft. Worth, Texas  | L1            | 6-8          | 3-11  | TEMPLE              | USM-PTP          | W3            | 23-9         | 3-12   | Eastern Illinois     | USM-PTP           | W1            | 10-3         |
| 3-16  | *at TCU                | Ft. Worth, Texas  | W1            | 10-9 (10)    | 3-14  | *SAINT LOUIS        | USM-PTP          | W4            | 13-1         | 3-13   | Eastern Illinois     | USM-PTP           | W2            | 12-0         |
| 3-17  | *at TCU                | Ft. Worth, Texas  | W2            | 8-3          | 3-15  | *SAINT LOUIS        | USM-PTP          | W5            | 11-0         | 3-14   | Eastern Illinois     | USM-PTP           | W3            | 11-0         |
| 3-19  | at Ole Miss            | Oxford, Miss.     | L1            | 2-7          | 3-16  | *SAINT LOUIS        | USM-PTP          | W6            | 9-6          | 3-16   | Southeastern La.     | USM-PTP           | W4            | 9-5          |
| 3-20  | at UNO                 | New Orleans, La.  | L2            | 8-10         | 3-18  | SOUTH ALABAMA       | USM-PTP          | L1            | 2-7          | 3-19   | *Houston             | USM-PTP           | W5            | 8-3          |
|   |                        |                   |               |              | 3-21  | *at Louisville      | Louisville, Ky.  | W1            | 7-6          | 3-20   | *Houston             | USM-PTP           | L1            | 6-10         |
|   |                        |                   |               |              | 3-22  | *at Louisville      | Louisville, Ky.  | W2            | 5-4          | 3-21   | *Houston             | USM-PTP           | W1            | 4-3          |
|   |                        |                   |               |              | 3-23  | *at Louisville      | Louisville, Ky.  | L1            | 6-9          | 3-23   | Ole Miss             | USM-PTP           | W2            | 8-7          |
|   |                        |                   |               |              | 3-25  | Miss. Valley State  | Jackson, Miss.   | W1            | 11-0         | 3-26   | *USF                 | Tampa, Fla.       | L1            | 16-7         |
|   |                        |                   |               |              | 3-26  | Ole Miss            | Oxford, Miss.    | L1            | 3-6          | 3-27   | *USF                 | Tampa, Fla.       | W1            | 3-2          |
|   |                        |                   |               |              | 3-28  | *TULANE             | USM-PTP          | W1            | 8-6          | 3-28   | *USF                 | Tampa, Fla.       | W2            | 9-3          |
|   |                        |                   |               |              | 3-29  | *TULANE             | USM-PTP          | W2            | 5-4          | 3-31   | Miss Valley State    | USM-PTP           | W3            | 17-3         |
|   |                        |                   |               |              |   |                     |                  |               |              | 4-2  | *TCU                 | USM-PTP           | W4            | 19-6         |



# Year-by-Year Results

|      |                   |                  |    |       |      |                   |                   |     |          |      |                   |                   |              |          |
|------|-------------------|------------------|----|-------|------|-------------------|-------------------|-----|----------|------|-------------------|-------------------|--------------|----------|
| 4-3  | *TCU              | USM-PTP          | W5 | 4-3   | 3-27 | *CINCINNATI       | USM-PTP           | W6  | 8-6      | 3-22 | Louisiana-Monroe  | Monroe, La.       | L1           | 1-2      |
| 4-4  | *TCU              | USM-PTP          | W6 | 9-5   | 3-29 | ALABAMA           | USM-PTP           | W7  | 7-4      | 3-24 | *UAB              | Birmingham, Ala.  | W1           | 8-2      |
| 4-6  | Mississippi State | USM-PTP          | L1 | 9-18  | 4-1  | *Memphis          | Memphis, Tenn.    | W8  | 7-1      | 3-25 | *UAB              | Birmingham, Ala.  | W2           | 7-4      |
| 4-7  | Mississippi State | USM-PTP          | L2 | 7-9   | 4-2  | *Memphis          | Memphis, Tenn.    | W9  | 13-3     | 3-26 | *UAB              | Birmingham, Ala.  | W3           | 12-1 (7) |
| 4-9  | *Saint Louis      | St. Louis, Mo.   | W1 | 13-1  | 4-3  | *Memphis          | Memphis, Tenn.    | W10 | 9-7      | 3-28 | Ole Miss          | Oxford, Miss.     | L1           | 8-9      |
| 4-10 | *Saint Louis      | St. Louis, Mo.   | W2 | 10-3  | 4-5  | OLE MISS          | USM-PTP           | W11 | 10-9     | 3-31 | *MEMPHIS          | USM-PTP           | L2           | 4-5      |
| 4-11 | *Saint Louis      | St. Louis, Mo.   | W3 | 18-3  | 4-8  | *East Carolina    | Greenville, N.C.  | W12 | 12-6     | 4-1  | *MEMPHIS          | USM-PTP           | W1           | 8-7      |
| 4-13 | Southeastern La.  | Hammond, La.     | L1 | 5-3   | 4-9  | *East Carolina    | Greenville, N.C.  | L1  | 5-7      | 4-2  | *MEMPHIS          | USM-PTP           | L1           | 6-15     |
| 4-16 | *Memphis          | USM-PTP          | W1 | 6-2   | 4-10 | *East Carolina    | Greenville, N.C.  | L2  | 6-10     | 4-4  | OLE MISS          | Pearl, Miss.      | W1           | 13-6     |
| 4-17 | *Memphis          | USM-PTP          | W2 | 10-5  | 4-12 | UNO               | USM-PTP           | W1  | 8-1      | 4-7  | Dallas Baptist    | Dallas, Texas     | W2           | 12-9     |
| 4-18 | *Memphis          | USM-PTP          | L1 | 4-5   | 4-15 | *SAINT LOUIS      | USM-PTP           | W2  | 10-4     | 4-7  | Dallas Baptist    | Dallas, Texas     | W3           | 19-7     |
| 4-20 | Ole Miss          | Oxford, Miss.    | W1 | 8-4   | 4-16 | *SAINT LOUIS      | USM-PTP           | L1  | 1-5      | 4-8  | Dallas Baptist    | Dallas, Texas     | L1           | 4-5      |
| 4-23 | *Tulane           | New Orleans, La. | L1 | 1-17  | 4-17 | *SAINT LOUIS      | USM-PTP           | W1  | 11-4     | 4-11 | SOUTHEASTERN LA   | USM-PTP           | W1           | 12-2 (7) |
| 4-24 | *Tulane           | New Orleans, La. | L2 | 5-17  | 4-19 | Ole Miss          | Jackson, Miss.    | L1  | 3-8      | 4-14 | *HOUSTON          | USM-PTP           | L1           | 7-24     |
| 4-25 | *Tulane           | New Orleans, La. | L3 | 7-9   | 4-23 | *TULANE           | USM-PTP           | L2  | 4-18     | 4-15 | *HOUSTON          | USM-PTP           | L2           | 5-13     |
| 4-27 | Ole Miss          | Jackson, Miss.   | W1 | 6-3   | 4-23 | *TULANE           | USM-PTP           | L3  | 2-11     | 4-16 | *HOUSTON          | USM-PTP           | W1           | 14-7     |
| 5-1  | *UAB              | Birmingham, Ala. | L1 | 5-14  | 4-24 | *TULANE           | USM-PTP           | W1  | 10-0     | 4-19 | ALCORN STATE      | USM-PTP           | W2           | 14-1     |
| 5-1  | *UAB              | Birmingham, Ala. | W1 | 7-6   | 4-26 | Mississippi State | Starkville, Miss. | L1  | 4-5      | 4-21 | *Rice             | Houston, Texas    | L1           | 3-12     |
| 5-2  | *UAB              | Birmingham, Ala. | W2 | 6-2   | 4-27 | Mississippi State | Starkville, Miss. | W1  | 6-1      | 4-22 | *Rice             | Houston, Texas    | L2           | 1-5      |
| 5-4  | New Orleans       | USM-PTP          | L1 | 1-4   | 4-30 | *Louisville       | Louisville, Ky.   | W2  | 6-3      | 4-23 | *Rice             | Houston, Texas    | L3           | 3-5      |
| 5-7  | *Louisville       | USM-PTP          | W1 | 5-4   | 4-30 | *Louisville       | Louisville, Ky.   | W3  | 4-3      | 4-25 | MISSISSIPPI STATE | USM-PTP           | W1           | 13-6     |
| 5-8  | *Louisville       | USM-PTP          | W2 | 15-6  | 4-31 | *Louisville       | Louisville, Ky.   | L1  | 5-6      | 4-26 | MISSISSIPPI STATE | USM-PTP           | W2           | 6-3      |
| 5-9  | *Louisville       | USM-PTP          | W3 | 3-2   | 5-3  | Louisiana-Monroe  | Jackson, Miss.    | W1  | 4-2 (15) | 4-28 | *Marshall         | Charleston, W.Va. | L1           | 3-6      |
| 5-14 | *Charlotte        | Charlotte, N.C.  | W4 | 11-4  | 5-4  | Southeastern La.  | Jackson, Miss.    | L1  | 2-4      | 4-29 | *Marshall         | Charleston, W.Va. | W1           | 19-4 (7) |
| 5-15 | *Charlotte        | Charlotte, N.C.  | W5 | 3-1   | 5-6  | *UAB              | USM-PTP           | W1  | 4-3      | 4-30 | *Marshall         | Charleston, W.Va. | W2           | 5-0      |
| 5-16 | *Charlotte        | Charlotte, N.C.  | W6 | 12-11 | 5-7  | *UAB              | USM-PTP           | L1  | 6-8      | 5-5  | *EAST CAROLINA    | USM-PTP           | W311-10 (11) |          |
| 5-20 | *East Carolina    | USM-PTP          | L1 | 0-9   | 5-8  | *UAB              | USM-PTP           | W1  | 8-7      | 5-6  | *EAST CAROLINA    | USM-PTP           | W4           | 8-5      |
| 5-21 | *East Carolina    | USM-PTP          | W1 | 6-5   | 5-13 | *USF              | USM-PTP           | W2  | 18-8     | 5-7  | *EAST CAROLINA    | USM-PTP           | W5           | 10-1     |
| 5-22 | *East Carolina    | USM-PTP          | L1 | 0-11  | 5-14 | *USF              | USM-PTP           | W3  | 8-6      | 5-12 | *Tulane           | Metairie, La.     | L1           | 1-2      |
|      |                   |                  |    |       | 5-15 | *USF              | USM-PTP           | W4  | 8-7      | 5-13 | *Tulane           | Metairie, La.     | L2           | 9-10     |
|      |                   |                  |    |       | 5-17 | UNO               | New Orleans, La.  | L1  | 9-12     | 5-14 | *Tulane           | Metairie, La.     | L3           | 4-5      |
|      |                   |                  |    |       | 5-19 | *Houston          | Houston, Texas    | W1  | 10-5     | 5-18 | *UCF              | USM-PTP           | W1           | 4-3 (10) |
|      |                   |                  |    |       | 5-20 | *Houston          | Houston, Texas    | L1  | 7-11     | 5-19 | *UCF              | USM-PTP           | W2           | 9-0      |
|      |                   |                  |    |       | 5-21 | *Houston          | Houston, Texas    | W1  | 11-7     | 5-20 | *UCF              | USM-PTP           | W3           | 18-3 (7) |

**Conference USA Tournament –  
Cougar Field, Houston, Texas**

|      |         |                |    |       |
|------|---------|----------------|----|-------|
| 5-26 | Memphis | Houston, Texas | L2 | 5-10  |
| 5-27 | Tulane  | Houston, Texas | W1 | 16-4  |
| 5-28 | Memphis | Houston, Texas | W2 | 13-0  |
| 5-29 | UAB     | Houston, Texas | W3 | 16-10 |
| 5-29 | UAB     | Houston, Texas | W4 | 9-7   |
| 5-30 | ITCU    | Houston, Texas | L1 | 1-3   |

**NCAA Baton Rouge Regional Tournament – Alex Box Stadium, Baton Rouge, La.**

|     |                     |                  |    |     |
|-----|---------------------|------------------|----|-----|
| 6-4 | Coll. of Charleston | Baton Rouge, La. | W1 | 6-5 |
| 6-5 | LSU                 | Baton Rouge, La. | L1 | 2-6 |
| 6-5 | Coll. of Charleston | Baton Rouge, La. | L2 | 3-7 |

\* - Conference USA Game

**2005**

**Record: 41-21; Home: 25-7; Away: 13-10; Neutral: 3-4; Conference USA: 20-10**

**Coach Corky Palmer; eighth year**

| Date | Opponent      | Site    | Streak | Score |
|------|---------------|---------|--------|-------|
| 2-18 | MARSHALL      | USM-PTP | W1     | 11-2  |
| 2-19 | MARSHALL      | USM-PTP | W2     | 5-4   |
| 2-20 | MARSHALL      | USM-PTP | W3     | 17-4  |
| 2-22 | SOUTH ALABAMA | USM-PTP | L1     | 6-9   |

**Southern Miss Baseball Tournament –**

**Pete Taylor Park/Hill Denson Field, Hattiesburg, Miss.**

|      |                  |         |    |      |
|------|------------------|---------|----|------|
| 2-25 | MERCER           | USM-PTP | W1 | 12-6 |
| 2-26 | MISSOURI STATE   | USM-PTP | W2 | 8-7  |
| 2-26 | MCNEESE STATE    | USM-PTP | L1 | 2-3  |
| 3-1  | SOUTHEASTERN La. | USM-PTP | W1 | 5-2  |

**Cardinal Classic –**

**Vincent Beck Stadium, Beaumont, Texas**

|      |                  |                  |    |           |
|------|------------------|------------------|----|-----------|
| 3-4  | UNC Wilmington   | Beaumont, Texas  | W2 | 16-4      |
| 3-5  | Indiana State    | Beaumont, Texas  | W3 | 2-1       |
| 3-6  | Lamar            | Beaumont, Texas  | W4 | 5-2 (10)  |
| 3-8  | Ole Miss         | Oxford, Miss.    | L1 | 1-9       |
| 3-11 | ARKANSAS STATE   | USM-PTP          | W1 | 11-6      |
| 3-12 | ARKANSAS STATE   | USM-PTP          | W2 | 13-6      |
| 3-13 | ARKANSAS STATE   | USM-PTP          | W3 | 7-5       |
| 3-18 | *TCU             | Ft. Worth, Texas | L1 | 9-10      |
| 3-19 | *TCU             | Ft. Worth, Texas | L2 | 4-5       |
| 3-20 | *TCU             | Ft. Worth, Texas | W1 | 14-7 (10) |
| 3-22 | South Alabama    | Mobile, Ala.     | W2 | 17-10     |
| 3-23 | MISS. VALLEY ST. | USM-PTP          | W3 | 11-4      |
| 3-25 | *CINCINNATI      | USM-PTP          | W4 | 7-6       |
| 3-26 | *CINCINNATI      | USM-PTP          | W5 | 11-3      |

**Conference USA Tournament – Pete Taylor Park/Hill Denson Field, Hattiesburg, Miss.**

|      |     |         |    |      |
|------|-----|---------|----|------|
| 5-25 | USF | USM-PTP | W2 | 5-3  |
| 5-26 | TCU | USM-PTP | L1 | 0-8  |
| 5-27 | USF | USM-PTP | W1 | 9-3  |
| 5-28 | TCU | USM-PTP | L1 | 7-13 |

**NCAA Oxford Regional Tournament – Oxford University Stadium/Swayze Field –**

**Oxford, Miss.**

|     |          |               |    |      |
|-----|----------|---------------|----|------|
| 6-3 | Oklahoma | Oxford, Miss. | L2 | 4-5  |
| 6-4 | Maine    | Oxford, Miss. | L3 | 2-12 |

\* - Conference USA Game

**2006**

**Record: 39-23; Home: 27-6; Away: 8-12; Neutral: 4-5; Conference USA: 13-11**

**Coach Corky Palmer; ninth year**

| Date | Opponent         | Site             | Streak | Score    |
|------|------------------|------------------|--------|----------|
| 2-15 | NICHOLLS STATE   | USM-PTP          | W1     | 5-2      |
| 2-17 | Wichita State    | Mobile, Ala.     | W2     | 6-5      |
| 2-18 | Stetson          | Mobile, Ala.     | W3     | 6-1      |
| 2-19 | South Alabama    | Mobile, Ala.     | L1     | 3-6      |
| 2-21 | MISS. VALLEY ST. | USM-PTP          | W1     | 11-3     |
| 2-24 | BIRMINGHAM-SO.   | USM-PTP          | L1     | 4-8      |
| 2-26 | BIRMINGHAM-SO.   | USM-PTP          | W1     | 13-3 (7) |
| 2-26 | BIRMINGHAM-SO.   | USM-PTP          | W2     | 6-5      |
| 3-1  | Southeastern La. | Hammond, La.     | W3     | 8-7      |
| 3-3  | ILLINOIS STATE   | USM-PTP          | L1     | 2-4      |
| 3-4  | ILLINOIS STATE   | USM-PTP          | W1     | 4-3      |
| 3-5  | ILLINOIS STATE   | USM-PTP          | W2     | 15-3     |
| 3-7  | LA.-MONROE       | USM-PTP          | W3     | 18-5     |
| 3-8  | Louisiana Tech   | Jackson, Miss.   | L1     | 7-12     |
| 3-10 | BUFFALO          | USM-PTP          | W1     | 13-3     |
| 3-11 | BUFFALO          | USM-PTP          | W2     | 21-3     |
| 3-12 | BUFFALO          | USM-PTP          | W3     | 14-2     |
| 3-15 | Alabama          | Tuscaloosa, Ala. | L1     | 3-13     |
| 3-17 | TROY             | USM-PTP          | W1     | 5-1      |
| 3-18 | TROY             | USM-PTP          | W2     | 3-2 (11) |
| 3-19 | TROY             | USM-PTP          | W3     | 6-1      |
| 3-21 | SOUTH ALABAMA    | USM-PTP          | W4     | 7-4      |

**Coca-Cola Classic – Stanky Field, Mobile, Ala**

|      |                    |         |    |      |
|------|--------------------|---------|----|------|
| 2-17 | LOUISVILLE         | USM-PTP | W2 | 6-5  |
| 2-18 | NORTHWESTERN STATE | USM-PTP | W3 | 10-7 |
| 2-20 | SOUTH ALABAMA      | USM-PTP | W4 | 6-1  |
| 2-21 | NEW ORLEANS        | USM-PTP | W5 | 4-1  |

**Conference USA Tournament – Reckling Park, Houston, Texas**

|      |         |                |    |     |
|------|---------|----------------|----|-----|
| 5-24 | Memphis | Houston, Texas | W4 | 6-2 |
| 5-25 | Rice    | Houston, Texas | L1 | 1-5 |
| 5-26 | Memphis | Houston, Texas | L2 | 5-8 |

**NCAA Tuscaloosa Regional Tournament – Sewell-Thomas Stadium – Tuscaloosa, Ala.**

|     |                    |                  |    |      |
|-----|--------------------|------------------|----|------|
| 6-2 | Troy               | Tuscaloosa, Ala. | L3 | 8-10 |
| 6-3 | Jacksonville State | Tuscaloosa, Ala. | W1 | 6-2  |
| 6-4 | Troy               | Tuscaloosa, Ala. | L1 | 5-6  |

\* - Conference USA Game

**2007**

**Record: 39-23; Home: 23-7; Away: 10-13; Neutral: 6-4; Conference USA: 14-10**

**Coach Corky Palmer; 10th year**

| Date | Opponent           | Site    | Streak | Score |
|------|--------------------|---------|--------|-------|
| 2-16 | SOUTHERN ILLINOIS  | USM-PTP | W1     | 9-0   |
| 2-17 | LOUISVILLE         | USM-PTP | W2     | 6-5   |
| 2-18 | NORTHWESTERN STATE | USM-PTP | W3     | 10-7  |
| 2-20 | SOUTH ALABAMA      | USM-PTP | W4     | 6-1   |
| 2-21 | NEW ORLEANS        | USM-PTP | W5     | 4-1   |

**Screentech Wireless Classic – Northcutt Field, Dothan, AL**

|      |                     |                 |    |      |
|------|---------------------|-----------------|----|------|
| 2-23 | Georgia Southern    | Dothan, AL      | W6 | 7-1  |
| 2-24 | Indiana             | Dothan, AL      | W7 | 15-4 |
| 2-25 | Troy                | Dothan, AL      | L1 | 2-3  |
| 2-28 | Southeastern La     | Hammond, LA     | W1 | 4-2  |
| 3-2  | LOUISIANA-LAFAYETTE | USM-PTP         | W2 | 7-4  |
| 3-3  | LOUISIANA-LAFAYETTE | USM-PTP         | L1 | 0-4  |
| 3-4  | LOUISIANA-LAFAYETTE | USM-PTP         | W1 | 1-0  |
| 3-6  | Alabama             | Pearl, MS       | W2 | 5-0  |
| 3-9  | LSU                 | Baton Rouge, LA | L1 | 1-2  |
| 3-10 | LSU                 | Baton Rouge, LA | L2 | 8-15 |
| 3-11 | LSU                 | Baton Rouge, LA | W1 | 5-3  |
| 3-13 | SOUTHEASTERN La     | USM-PTP         | L1 | 2-6  |
| 3-14 | South Alabama       | Mobile, AL      | L2 | 8-10 |
| 3-16 | KENT STATE          | USM-PTP         | W1 | 5-2  |
| 3-17 | KENT STATE          | USM-PTP         | W2 | 2-1  |
| 3-18 | KENT STATE          | USM-PTP         | W3 | 7-4  |
| 3-20 | Louisiana-Monroe    | Pearl, MS       | W4 | 9-5  |





# Year-by-Year Results

|      |                   |                 |     |      |
|------|-------------------|-----------------|-----|------|
| 3-23 | * RICE            | USM-PTP         | W5  | 9-3  |
| 3-24 | * RICE            | USM-PTP         | L1  | 3-5  |
| 3-25 | * RICE            | USM-PTP         | L2  | 5-18 |
| 3-27 | Ole Miss          | Pearl, MS       | L3  | 5-6  |
| 3-30 | * Memphis         | Memphis, TN     | L4  | 1-8  |
| 4-1  | * Memphis         | Memphis, TN     | L5  | 5-7  |
| 4-1  | * Memphis         | Memphis, TN     | L6  | 5-8  |
| 4-3  | NICHOLLS STATE    | USM-PTP         | W1  | 13-5 |
| 4-6  | * UCF             | Orlando, FL     | L1  | 4-5  |
| 4-7  | * UCF             | Orlando, FL     | W1  | 8-3  |
| 4-8  | * UCF             | Orlando, FL     | W2  | 10-0 |
| 4-11 | OLE MISS          | USM-PTP         | W3  | 4-2  |
| 4-13 | * TULANE          | USM-PTP         | L1  | 5-7  |
| 4-15 | * TULANE          | USM-PTP         | W1  | 5-2  |
| 4-15 | * TULANE          | USM-PTP         | L1  | 1-7  |
| 4-18 | LOUISIANA-MONROE  | USM-PTP         | W1  | 16-4 |
| 4-20 | * UAB             | USM-PTP         | L1  | 1-6  |
| 4-21 | * UAB             | USM-PTP         | W1  | 6-4  |
| 4-22 | * UAB             | USM-PTP         | W2  | 8-4  |
| 4-24 | Mississippi State | Starkville, MS  | L1  | 2-11 |
| 4-25 | Mississippi State | Starkville, MS  | L2  | 4-7  |
| 4-27 | * East Carolina   | Greenville, NC  | W1  | 6-3  |
| 4-28 | * East Carolina   | Greenville, NC  | W2  | 5-1  |
| 4-29 | * East Carolina   | Greenville, NC  | L1  | 3-6  |
| 5-4  | * MARSHALL        | USM-PTP         | W1  | 8-4  |
| 5-5  | * MARSHALL        | USM-PTP         | W2  | 18-3 |
| 5-6  | * MARSHALL        | USM-PTP         | W3  | 9-2  |
| 5-12 | DALLAS BAPTIST    | USM-PTP         | W4  | 4-3  |
| 5-12 | DALLAS BAPTIST    | USM-PTP         | W5  | 9-8  |
| 5-13 | DALLAS BAPTIST    | USM-PTP         | W6  | 12-1 |
| 5-15 | New Orleans       | New Orleans, LA | W7  | 9-4  |
| 5-17 | * Houston         | Houston, TX     | W8  | 6-0  |
| 5-18 | * Houston         | Houston, TX     | W9  | 4-0  |
| 5-19 | * Houston         | Houston, TX     | W10 | 7-2  |

### Conference USA Tournament – Clark-LeClair Stadium, Greenville, NC

|      |               |                |     |     |
|------|---------------|----------------|-----|-----|
| 5-23 | UAB           | Greenville, NC | W11 | 9-5 |
| 5-24 | East Carolina | Greenville, NC | L1  | 1-2 |
| 5-25 | Tulane        | Greenville, NC | L2  | 2-6 |

### NCAA Oxford Regional Tournament Oxford University Stadium/Swayze Field – Oxford, Miss.

|     |                   |            |    |            |
|-----|-------------------|------------|----|------------|
| 6-1 | Troy              | Oxford, MS | W1 | 14-1       |
| 6-2 | Ole Miss          | Oxford, MS | L1 | 4-0        |
| 6-3 | Sam Houston State | Oxford, MS | L2 | 11-12 (11) |

## 2008

Record: 42-22; Home: 25-6; Away: 10-14; Neutral: 7-2;  
Conference USA: 15-9

Cochair Corky Palmer; 11th year

| Date | Opponent             | Site              | Streak | Score   |
|------|----------------------|-------------------|--------|---------|
| 2-22 | LIPSCOMB             | USM-PTP           | W1     | 3-1     |
| 2-23 | LIPSCOMB             | USM-PTP           | W2     | 6-3     |
| 2-24 | LIPSCOMB             | USM-PTP           | W3     | 9-8     |
| 2-26 | LOUISIANA MONROE     | USM-PTP           | L1     | 1-4     |
| 2-27 | SOUTH ALABAMA        | USM-PTP           | W1     | 4-2     |
| 2-29 | Louisiana-Lafayette  | Lafayette, La.    | W2     | 6-0     |
| 3-1  | Miami (Ohio)         | Lafayette, La.    | W3     | 4-1     |
| 3-2  | Louisiana-Lafayette  | Lafayette, La.    | L1     | 0-2     |
| 3-4  | Ole Miss             | Oxford, Miss.     | L2     | 5-8     |
| 3-7  | Cal- State Fullerton | Fullerton, Calif. | L3     | 1-4     |
| 3-8  | Cal-State Fullerton  | Fullerton, Calif. | L4     | 3-8     |
| 3-9  | Cal-State Fullerton  | Fullerton, Calif. | L5     | 16-9    |
| 3-12 | New Orleans          | New Orleans       | W1     | 9-4     |
| 3-14 | CAL-ST. NORTHRIDGE   | USM-PTP           | W2     | 6-2     |
| 3-15 | LIBERTY              | USM-PTP           | W3     | 5-0     |
| 3-16 | CAL-ST. NORTHRIDGE   | USM-PTP           | W4     | 6-2     |
| 3-18 | SOUTHEASTERN LA      | USM-PTP           | W5     | 12-4    |
| 3-19 | Louisiana-Monroe     | Monroe, La.       | W6     | 7-5     |
| 3-21 | * CENTRAL FLORIDA    | USM-PTP           | W7     | 8-4     |
| 3-22 | * CENTRAL FLORIDA    | USM-PTP           | L1     | 4-15    |
| 3-23 | * CENTRAL FLORIDA    | USM-PTP           | W1     | 10-6    |
| 3-25 | vs. Ole Miss         | Pearl, Miss.      | W2     | 3-2(10) |
| 3-28 | * Rice               | Houston           | W3     | 1-0     |
| 3-29 | * Rice               | Houston           | L1     | 0-9     |

|      |                       |                  |    |          |
|------|-----------------------|------------------|----|----------|
| 3-30 | * Rice                | Houston          | W1 | 8-7      |
| 4-1  | TROY                  | USM-PTP          | W2 | 7-4      |
| 4-2  | TROY                  | USM-PTP          | W3 | 7-5      |
| 4-5  | * EAST CAROLINA       | USM-PTP          | W4 | 6-5(13)  |
| 4-5  | * EAST CAROLINA       | USM-PTP          | L1 | 2-4      |
| 4-6  | * EAST CAROLINA       | USM-PTP          | L2 | 3-11     |
| 4-9  | LSU                   | USM-PTP          | L3 | 4-8      |
| 4-11 | ARKANSAS STATE        | USM-PTP          | W1 | 6-3      |
| 4-12 | ARKANSAS STATE        | USM-PTP          | W2 | 8-7      |
| 4-13 | ARKANSAS STATE        | USM-PTP          | W3 | 6-3      |
| 4-15 | MISSISSIPPI VALLEY ST | USM-PTP          | W4 | 11-0     |
| 4-16 | vs. Alabama           | Pearl, Miss.     | W5 | 6-3      |
| 4-17 | * Tulane              | New Orleans      | L1 | 3-4      |
| 4-18 | * Tulane              | New Orleans      | L2 | 2-4      |
| 4-19 | * Tulane              | New Orleans      | W1 | 10-8     |
| 4-22 | MISSISSIPPI STATE     | USM-PTP          | W2 | 11-7     |
| 4-23 | MISSISSIPPI STATE     | USM-PTP          | W3 | 11-8     |
| 4-25 | * HOUSTON             | USM-PTP          | W4 | 12-9     |
| 4-26 | * HOUSTON             | USM-PTP          | W5 | 4-3      |
| 4-27 | * HOUSTON             | USM-PTP          | W6 | 7-6      |
| 4-29 | NEW ORLEANS           | USM-PTP          | L1 | 3-9      |
| 4-30 | Southeastern La.      | Hammond, La.     | W1 | 12-7     |
| 5-2  | * Marshall            | Huntington, WV   | L1 | 10-16    |
| 5-3  | * Marshall            | Huntington, WV   | W1 | 12-8     |
| 5-4  | * Marshall            | Huntington, WV   | W2 | 5-0      |
| 5-9  | * MEMPHIS             | USM-PTP          | W4 | 21-3     |
| 5-10 | * MEMPHIS             | USM-PTP          | W5 | 12-6     |
| 5-11 | * MEMPHIS             | USM-PTP          | W6 | 13-0 (7) |
| 5-13 | South Alabama         | Mobile, Ala.     | L1 | 5-16 (7) |
| 5-16 | UAB                   | Birmingham, Ala. | L2 | 0-6      |
| 5-17 | UAB                   | Birmingham, Ala. | W1 | 8-5      |
| 5-18 | UAB                   | Birmingham, Ala. | L1 | 2-12 (7) |

### Conference USA Tournament – Turchin Stadium, New Orleans

|      |                 |             |    |     |
|------|-----------------|-------------|----|-----|
| 5-21 | Central Florida | New Orleans | W1 | 8-5 |
| 5-23 | Marshall        | New Orleans | W2 | 5-3 |
| 5-24 | Marshall        | New Orleans | L1 | 3-6 |
| 5-25 | Marshall        | New Orleans | L2 | 3-5 |

### NCAA Baton Rouge Regional Tournament Alex Box Stadium, Baton Rouge, La

|      |             |                  |    |      |
|------|-------------|------------------|----|------|
| 5-30 | New Orleans | Baton Rouge, La. | W1 | 13-6 |
| 5-31 | LSU         | Baton Rouge, La. | L1 | 4-13 |
| 6-1  | New Orleans | Baton Rouge, La. | W1 | 8-2  |
| 6-1  | LSU         | Baton Rouge, La. | L1 | 4-11 |

\* - Conference USA Game

## 2009

Record: 40-26; Home: 21-17; Away: 16-7; Neutral: 3-2;  
Conference USA: 12-12

Cochair Corky Palmer; 12th year

| Date | Opponent             | Site         | Streak | Score    |
|------|----------------------|--------------|--------|----------|
| 2-20 | LEHIGH               | USM-PTP      | W1     | 18-1     |
| 2-21 | LEHIGH               | USM-PTP      | W2     | 13-0     |
| 2-22 | LEHIGH               | USM-PTP      | W3     | 12-2     |
| 2-24 | NEW ORLEANS          | USM-PTP      | W4     | 13-5     |
| 2-25 | SOUTH ALABAMA        | USM-PTP      | W5     | 12-0     |
| 2-27 | LOUISIANA LAFAYETTE  | USM-PTP      | W6     | 10-1     |
| 2-28 | LOUISIANA LAFAYETTE  | USM-PTP      | W7     | 13-6     |
| 3-1  | LOUISIANA LAFAYETTE  | USM-PTP      | L1     | 5-7      |
| 3-4  | La. Monroe           | Monroe, La   | W1     | 4-2 (10) |
| 3-6  | CAL STATE FULLERTON  | USM-PTP      | L1     | 2-15     |
| 3-7  | CAL STATE FULLERTON  | USM-PTP      | L2     | 6-11     |
| 3-8  | CAL STATE FULLERTON  | USM-PTP      | L3     | 3-11     |
| 3-10 | Univ. of New Orleans | New Orleans  | W1     | 5-2      |
| 3-13 | LOUISIANA TECH       | USM-PTP      | W2     | 5-4      |
| 3-14 | LOUISIANA TECH       | USM-PTP      | W3     | 24-3     |
| 3-15 | LOUISIANA TECH       | USM-PTP      | L1     | 4-11     |
| 3-17 | vs Mississippi State | Pearl, Miss. | W1     | 10-7     |
| 3-18 | N. COLORADO          | USM-PTP      | L1     | 7-8      |
| 3-20 | * RICE               | USM-PTP      | L2     | 3-4      |
| 3-21 | * RICE               | USM-PTP      | L3     | 4-16     |
| 3-22 | * RICE               | USM-PTP      | W1     | 5-4      |
| 3-24 | LA MONROE            | USM-PTP      | L1     | 2-9      |
| 3-27 | * Central Florida    | Orlando      | W1     | 6-3      |
| 3-28 | * Central Florida    | Orlando      | W2     | 26-10    |

|      |                   |                  |    |          |
|------|-------------------|------------------|----|----------|
| 3-28 | * Central Florida | Orlando          | W3 | 19-1     |
| 4-1  | Troy              | Troy, Ala        | W4 | 10-4 (7) |
| 4-1  | Troy              | Troy, Ala        | W5 | 8-0 (7)  |
| 4-3  | * MARSHALL        | USM-PTP          | W6 | 4-2      |
| 4-4  | * MARSHALL        | USM-PTP          | L1 | 6-7      |
| 4-5  | * MARSHALL        | USM-PTP          | W1 | 8-7      |
| 4-8  | Mississippi State | Starkville, Miss | L1 | 6-7      |
| 4-10 | * Houston         | Houston          | W1 | 13-8     |
| 4-11 | * Houston         | Houston          | W2 | 3-1      |
| 4-11 | * Houston         | Houston          | L1 | 3-4      |
| 4-14 | JACKSON STATE     | USM-PTP          | W1 | 16-2     |
| 4-17 | * UAB             | USM-PTP          | W2 | 7-4      |
| 4-18 | * UAB             | USM-PTP          | L1 | 5-11     |
| 4-18 | * UAB             | USM-PTP          | L2 | 1-4      |
| 4-21 | MISS. VALLEY      | USM-PTP          | W1 | 13-5     |
| 4-22 | OLE MISS          | USM-PTP          | L1 | 4-8      |
| 4-24 | * East Carolina   | Greenville, NC   | L2 | 6-7      |
| 4/25 | * East Carolina   | Greenville, NC   | L3 | 5-13     |
| 4-25 | * East Carolina   | Greenville, NC   | W1 | 2-1      |
| 4-28 | vs Ole Miss       | Pearl, Miss      | W2 | 6-4      |
| 5-1  | * TULANE          | USM-PTP          | L1 | 2-7      |
| 5-2  | * TULANE          | USM-PTP          | W1 | 9-7      |
| 5-3  | * TULANE          | USM-PTP          | L1 | 4-8 (5)  |
| 5-8  | * Memphis         | Memphis, Tenn.   | L2 | 4-5      |
| 5-9  | * Memphis         | Memphis, Tenn.   | L3 | 6-16     |
| 5-10 | * Memphis         | Memphis, Tenn.   | W1 | 4-2      |
| 5-12 | South Alabama     | Mobile, Ala.     | W2 | 7-5      |
| 5-15 | TENNESSEE TECH    | USM-PTP          | W3 | 10-2     |
| 5-15 | TENNESSEE TECH    | USM-PTP          | L1 | 1-7      |
| 5-16 | TENNESSEE TECH    | USM-PTP          | W1 | 7-2      |

### Conference USA Tournament

Pete Taylor Park, Hattiesburg, Miss.

|      |               |         |    |      |
|------|---------------|---------|----|------|
| 5-20 | TULANE        | USM-PTP | W2 | 15-2 |
| 5-21 | EAST CAROLINA | USM-PTP | W3 | 5-2  |
| 5-22 | TULANE        | USM-PTP | W4 | 3-1  |
| 5-24 | RICE          | USM-PTP | L1 | 6-8  |

### NCAA Atlanta Regional Tournament

Russ Chandler Stadium, Atlanta, Ga.

|      |              |         |    |       |
|------|--------------|---------|----|-------|
| 5-29 | vs Elon      | Atlanta | W1 | 17-15 |
| 5-30 | Georgia Tech | Atlanta | W2 | 10-7  |
| 5-31 | Georgia Tech | Atlanta | L1 | 3-10  |
| 6-1  | Georgia Tech | Atlanta | W1 | 12-8  |

### NCAA Gainesville Super Regional Tournament

McKethan Stadium, Gainesville, Fla.

|     |         |                  |    |     |
|-----|---------|------------------|----|-----|
| 6-6 | Florida | Gainesville, Fla | W2 | 9-7 |
| 6-7 | Florida | Gainesville, Fla | W3 | 7-6 |

### NCAA College World Series

Rosenblatt Stadium, Omaha, Neb.

|      |                |             |    |      |
|------|----------------|-------------|----|------|
| 6-14 | Texas          | Omaha, Neb  | L1 | 6-7  |
| 6-16 | North Carolina | Omaha, Neb. | L2 | 4-11 |

## 2010

Record: 36-24; Home: 20-9; Away: 12-12; Neutral: 4-3;  
Conference USA: 14-10

Cochair Scott Berry; first year

| Date | Opponent            | Site           | Streak | Score |
|------|---------------------|----------------|--------|-------|
| 2-19 | NORTHWESTERN STATE  | USM-PTP        | W1     | 11-0  |
| 2-20 | NORTHWESTERN STATE  | USM-PTP        | W2     | 7-3   |
| 2-21 | NORTHWESTERN STATE  | USM-PTP        | L1     | 5-7   |
| 2-24 | MISS.VALLEY STATE   | USM-PTP        | W1     | 20-2  |
| 2-26 | LEMOYNE             | USM-PTP        | L1     | 2-6   |
| 2-27 | LEMOYNE             | USM-PTP        | W1     | 10-3  |
| 2-28 | LEMOYNE             | USM-PTP        | L1     | 11-12 |
| 3-3  | LOUISIANA-MONROE    | USM-PTP        | W1     | 14-5  |
| 3-5  | Louisiana-Lafayette | Lafayette, La. | W2     | 4-0   |
| 3-6  | Louisiana-Lafayette | Lafayette, La. | W3     | 6-1   |
| 3-7  | Louisiana-Lafayette | Lafayette, La. | L1     | 6-10  |
| 3-12 | MISSOURI STATE      | USM-PTP        | W1     | 4-3   |
| 3-13 | MISSOURI STATE      | USM-PTP        | W2     | 6-0   |
| 3-14 | MISSOURI STATE      | USM-PTP        | W3     | 13-4  |
| 3-16 | NEW ORLEANS         | USM-PTP        | W4     | 11-2  |
| 3-17 | at Louisiana-Monroe | Monroe, La.    | W5     | 8-7   |
| 3-19 | at Louisiana Tech   | Ruston, La.    | L1     | 3-4   |
| 3-20 | at Louisiana Tech   | Ruston, La.    | W1     | 15-7  |
| 3-23 | vs. Ole Miss        | Pearl, Miss.   | L1     | 6-11  |



# Year-by-Year Results

|      |                       |                   |     |            |
|------|-----------------------|-------------------|-----|------------|
| 3-26 | *UAB                  | Birmingham, Ala.  | L2  | 2-4        |
| 3-27 | *UAB                  | Birmingham, Ala.  | L3  | 8-13       |
| 3-27 | *UAB                  | Birmingham, Ala.  | W1  | 14-3       |
| 3-30 | South Alabama         | Mobile, Ala.      | L1  | 13-14      |
| 4-1  | ST. MARY'S            | USM-PTP           | L2  | 11-19      |
| 4-2  | ST. MARY'S            | USM-PTP           | W1  | 4-3        |
| 4-3  | ST. MARY'S            | USM-PTP           | W2  | 15-7 (6)   |
| 4-7  | LSU                   | Metairie, La.     | L1  | 5-6 (12)   |
| 4-9  | *UCF                  | USM-PTP           | L2  | 3-7        |
| 4-10 | *UCF                  | USM-PTP           | L3  | 10-11 (10) |
| 4-11 | *UCF                  | USM-PTP           | L4  | 8-9        |
| 4-13 | New Orleans           | New Orleans, La.  | W1  | 3-2        |
| 4-16 | *Marshall             | Charleston, W.Va. | W2  | 16-7       |
| 4-17 | *Marshall             | Charleston, W.Va. | L1  | 3-6        |
| 4-18 | *Marshall             | Charleston, W.Va. | L2  | 3-6        |
| 4-20 | Ole Miss              | Oxford, Miss.     | L3  | 2-7        |
| 4-23 | *HOUSTON              | USM-PTP           | W1  | 10-9       |
| 4-24 | *HOUSTON              | USM-PTP           | W2  | 13-4       |
| 4-25 | *HOUSTON              | USM-PTP           | W3  | 8-5        |
| 4-28 | SOUTH ALABAMA         | USM-PTP           | W4  | 15-5       |
| 4-30 | *Tulane               | New Orleans, La.  | W5  | 16-2       |
| 5-1  | *Tulane               | New Orleans, La.  | W6  | 4-2        |
| 5-2  | *Tulane               | New Orleans, La.  | W7  | 13-9       |
| 5-5  | vs. Mississippi State | Pearl, Miss.      | W8  | 14-3       |
| 5-7  | *EAST CAROLINA        | USM-PTP           | W9  | 14-4       |
| 5-8  | *EAST CAROLINA        | USM-PTP           | W10 | 8-2        |
| 5-9  | *EAST CAROLINA        | USM-PTP           | W11 | 7-6        |
| 5-15 | *Rice                 | Houston, Texas    | W12 | 11-10      |
| 5-15 | *Rice                 | Houston, Texas    | L1  | 2-10       |
| 5-16 | *Rice                 | Houston, Texas    | L2  | 14-21      |
| 5-18 | MISSISSIPPI STATE     | USM-PTP           | L3  | 9-16       |
| 5-20 | *MEMPHIS              | USM-PTP           | W1  | 9-3        |
| 5-21 | *MEMPHIS              | USM-PTP           | L1  | 8-10       |
| 5-22 | *MEMPHIS              | USM-PTP           | W1  | 5-3        |

### Conference USA Tournament Cougar Field, Houston, Texas

|      |                   |                |    |      |
|------|-------------------|----------------|----|------|
| 5-26 | vs. Memphis       | Houston, Texas | W2 | 8-2  |
| 5-27 | vs. East Carolina | Houston, Texas | L1 | 1-8  |
| 5-28 | Houston           | Houston, Texas | W1 | 10-6 |
| 5-29 | vs. Rice          | Houston, Texas | W2 | 7-4  |

### NCAA Tournament Plainsman Park, Auburn, Ala.

|     |                        |              |    |      |
|-----|------------------------|--------------|----|------|
| 6-4 | vs. Clemson            | Auburn, Ala. | L1 | 1-10 |
| 6-5 | vs. Jacksonville State | Auburn, Ala. | W1 | 19-6 |
| 6-6 | Auburn                 | Auburn, Ala. | L1 | 8-17 |

## 2011

**Record: 39-19; Home: 23-5; Away: 12-9; Neutral: 4-5;  
Conference USA: 16-8 (regular season co-champions)**

### Coach Scott Berry; second year

| Date | Opponent              | Site              | Streak | Score      |
|------|-----------------------|-------------------|--------|------------|
| 2-18 | EASTERN ILLINOIS      | USM-PTP           | W1     | 6-2        |
| 2-19 | EASTERN ILLINOIS      | USM-PTP           | W2     | 9-1        |
| 2-20 | EASTERN ILLINOIS      | USM-PTP           | W3     | 6-0        |
| 2-22 | LOUISIANA-MONROE      | USM-PTP           | W4     | 8-5        |
| 2-23 | ALCORN STATE          | USM-PTP           | W5     | 11-5       |
| 2-25 | Troy                  | Troy, Ala.        | L1     | 3-4        |
| 2-26 | Troy                  | Troy, Ala.        | W1     | 4-1        |
| 2-27 | Troy                  | Troy, Ala.        | L1     | 4-13       |
| 3-2  | Alabama               | Tuscaloosa, Ala.  | W1     | 10-4       |
| 3-6  | LOUISIANA-LAFAYETTE   | USM-PTP           | W2     | 6-5        |
| 3-6  | LOUISIANA-LAFAYETTE   | USM-PTP           | L1     | 4-8 (7)    |
| 3-11 | MISSOURI STATE        | USM-PTP           | W1     | 10-4       |
| 3-12 | MISSOURI STATE        | USM-PTP           | W2     | 13-3       |
| 3-13 | MISSOURI STATE        | USM-PTP           | W3     | 12-1       |
| 3-15 | Northwestern State    | Natchitoches, La. | W4     | 9-2        |
| 3-18 | College of Charleston | Charleston, S.C.  | W5     | 7-2        |
| 3-19 | vs. Rhode Island      | Charleston, S.C.  | W6     | 4-3 (15)   |
| 3-20 | vs. Connecticut       | Charleston, S.C.  | W7     | 6-3        |
| 3-22 | Louisiana-Monroe      | Monroe, La.       | L1     | 2-7        |
| 3-23 | SOUTH ALABAMA         | USM-PTP           | W1     | 15-3       |
| 3-25 | *TULANE               | USM-PTP           | W2     | 16-4       |
| 3-26 | *TULANE               | USM-PTP           | L1     | 15-16 (10) |
| 3-27 | *TULANE               | USM-PTP           | W1     | 12-0 (7)   |
| 3-30 | Ole Miss              | USM-PTP           | W2     | 4-3 (10)   |

|      |                       |                  |    |          |
|------|-----------------------|------------------|----|----------|
| 4-1  | *UCF                  | Orlando, Fla.    | W3 | 6-5      |
| 4-2  | *UCF                  | Orlando, Fla.    | W4 | 13-2     |
| 4-3  | *UCF                  | Orlando, Fla.    | W5 | 5-2      |
| 4-5  | vs. Mississippi State | Pearl, Miss.     | L1 | 4-5      |
| 4-8  | *Memphis              | Memphis, Tenn.   | L2 | 5-6      |
| 4-9  | *Memphis              | Memphis, Tenn.   | L3 | 8-16     |
| 4-10 | *Memphis              | Memphis, Tenn.   | W1 | 8-5      |
| 4-12 | vs. Ole Miss          | Pearl, Miss.     | W2 | 8-6 (12) |
| 4-15 | NEW ORLEANS           | USM-PTP          | W3 | 11-0     |
| 4-16 | NEW ORLEANS           | USM-PTP          | W4 | 14-1     |
| 4-17 | NEW ORLEANS           | USM-PTP          | W5 | 1-0      |
| 4-20 | vs. LSU               | Metairie, La.    | L1 | 6-8      |
| 4-22 | *MARSHALL             | USM-PTP          | W1 | 8-7      |
| 4-23 | *MARSHALL             | USM-PTP          | W2 | 10-8     |
| 4-23 | *MARSHALL             | USM-PTP          | W3 | 9-4      |
| 4-26 | ALABAMA               | USM-PTP          | L1 | 3-7      |
| 4-29 | *East Carolina        | Greenville, N.C. | W1 | 3-1      |
| 4-30 | *East Carolina        | Greenville, N.C. | W2 | 5-0      |
| 5-1  | *East Carolina        | Greenville, N.C. | L1 | 6-7      |
| 5-4  | South Alabama         | Mobile, Ala.     | W1 | 7-4      |
| 5-6  | *UAB                  | USM-PTP          | W2 | 4-2      |
| 5-7  | *UAB                  | USM-PTP          | W3 | 13-4     |
| 5-8  | *UAB                  | USM-PTP          | W4 | 8-5      |
| 5-13 | *Houston              | Houston, Texas   | W5 | 6-5      |
| 5-14 | *Houston              | Houston, Texas   | L1 | 5-6      |
| 5-15 | *Houston              | Houston, Texas   | L2 | 1-6      |
| 5-19 | *RICE                 | USM-PTP          | L3 | 0-4      |
| 5-20 | *RICE                 | USM-PTP          | L4 | 2-16     |
| 5-21 | *RICE                 | USM-PTP          | W1 | 7-3      |

### Conference USA Tournament Trustmark Park, Pearl, Miss.

|      |                   |              |    |     |
|------|-------------------|--------------|----|-----|
| 5-25 | vs. Tulane        | Pearl, Miss. | W2 | 6-1 |
| 5-26 | vs. Houston       | Pearl, Miss. | L1 | 6-7 |
| 5-27 | vs. East Carolina | Pearl, Miss. | L2 | 0-4 |

### NCAA Tournament

#### Russ Chandler Stadium, Atlanta, Ga.

|     |                       |              |    |     |
|-----|-----------------------|--------------|----|-----|
| 6-3 | vs. Mississippi State | Atlanta, Ga. | L3 | 0-3 |
| 6-4 | at Georgia Tech       | Atlanta, Ga. | L4 | 2-6 |

## 2012

**Record: 32-24; Home: 20-8; Away: 9-11; Neutral: 3-5;  
Conference USA: 14-10**

### Coach Scott Berry; third year

| Date | Opponent                | Site             | Streak | Score    |
|------|-------------------------|------------------|--------|----------|
| 2-17 | NICHOLLS STATE          | USM-PTP          | L1     | 4-5      |
| 2-19 | NICHOLLS STATE          | USM-PTP          | W1     | 5-1      |
| 2-19 | NICHOLLS STATE          | USM-PTP          | W2     | 5-2      |
| 2-22 | Louisiana-Monroe        | Monroe, La.      | L1     | 1-2      |
| 2-24 | TROY                    | USM-PTP          | L2     | 0-3      |
| 2-25 | TROY                    | USM-PTP          | W1     | 2-1      |
| 2-26 | TROY                    | USM-PTP          | W2     | 8-1      |
| 2-28 | MISSISSIPPI VALLEY ST.  | USM-PTP          | W3     | 5-1      |
| 2-29 | ALABAMA                 | USM-PTP          | W4     | 14-2     |
| 3-2  | vs. Charleston Southern | Auburn, Ala.     | W5     | 16-2     |
| 3-3  | vs. Purdue              | Auburn, Ala.     | L1     | 9-10     |
| 3-4  | Auburn                  | Auburn, Ala.     | W1     | 5-4      |
| 3-6  | SOUTH ALABAMA           | USM-PTP          | L1     | 3-5      |
| 3-9  | Louisiana-Lafayette     | Lafayette, La.   | L2     | 5-12     |
| 3-10 | Louisiana-Lafayette     | Lafayette, La.   | W1     | 4-3 (11) |
| 3-11 | Louisiana-Lafayette     | Lafayette, La.   | W2     | 11-3     |
| 3-13 | Alabama                 | Tuscaloosa, Ala. | L1     | 3-8      |
| 3-16 | MURRAY STATE            | USM-PTP          | L2     | 6-11     |
| 3-17 | MURRAY STATE            | USM-PTP          | W1     | 9-7      |
| 3-18 | MURRAY STATE            | USM-PTP          | L1     | 4-6      |
| 3-20 | Ole Miss                | Oxford, Miss.    | W1     | 10-0     |
| 3-23 | *HOUSTON                | USM-PTP          | W2     | 8-0      |
| 3-24 | *HOUSTON                | USM-PTP          | W3     | 17-2 (7) |
| 3-25 | *HOUSTON                | USM-PTP          | L1     | 5-10     |
| 3-27 | LOUISIANA-MONROE        | USM-PTP          | W1     | 7-5      |
| 3-30 | *Rice                   | Houston, Texas   | L1     | 3-6      |
| 3-31 | *Rice                   | Houston, Texas   | W1     | 2-1      |
| 4-1  | *Rice                   | Houston, Texas   | L1     | 6-8      |
| 4-5  | ALCORN STATE            | USM-PTP          | W1     | 9-7      |
| 4-6  | ALCORN STATE            | USM-PTP          | W2     | 13-1     |
| 4-7  | ALCORN STATE            | USM-PTP          | W3     | 17-3     |

|      |                       |                              |    |          |
|------|-----------------------|------------------------------|----|----------|
| 4-11 | vs. LSU               | Metairie, La. (Zephyr Field) | L1 | 3-8      |
| 4-13 | *UCF                  | USM-PTP                      | W1 | 1-0 (14) |
| 4-14 | *UCF                  | USM-PTP                      | L1 | 6-11     |
| 4-15 | *UCF                  | USM-PTP                      | L2 | 3-12     |
| 4-18 | South Alabama         | Mobile, Ala.                 | L3 | 7-8      |
| 4-20 | *MEMPHIS              | USM-PTP                      | W1 | 2-1      |
| 4-21 | *MEMPHIS              | USM-PTP                      | W2 | 2-0      |
| 4-22 | *MEMPHIS              | USM-PTP                      | W3 | 2-1      |
| 4-24 | vs. Mississippi State | Pearl, Miss.                 | L1 | 0-5      |
| 4-27 | *Marshall             | Charleston, W.Va.            | W1 | 2-0      |
| 4-28 | *Marshall             | Charleston, W.Va.            | L1 | 1-2      |
| 4-29 | *Marshall             | Charleston, W.Va.            | W1 | 5-3      |
| 5-1  | vs. Ole Miss          | Pearl, Miss.                 | L1 | 0-3      |
| 5-4  | *Tulane               | New Orleans, La.             | L2 | 5-9      |
| 5-5  | *Tulane               | New Orleans, La.             | L3 | 2-3      |
| 5-6  | *Tulane               | New Orleans, La.             | L4 | 3-4      |
| 5-11 | *EAST CAROLINA        | USM-PTP                      | W1 | 1-0      |
| 5-12 | *EAST CAROLINA        | USM-PTP                      | W2 | 5-3      |
| 5-13 | *EAST CAROLINA        | USM-PTP                      | W3 | 5-4 (12) |
| 5-17 | *UAB                  | Birmingham, Ala.             | L1 | 1-2      |
| 5-18 | *UAB                  | Birmingham, Ala.             | W1 | 11-5     |
| 5-19 | *UAB                  | Birmingham, Ala.             | W2 | 8-5      |

### Conference USA Tournament Trustmark Park, Pearl, Miss.

|      |             |              |    |      |
|------|-------------|--------------|----|------|
| 5-23 | vs. Memphis | Pearl, Miss. | L1 | 3-14 |
| 5-24 | vs. Houston | Pearl, Miss. | W1 | 8-7  |
| 5-26 | vs. Rice    | Pearl, Miss. | W2 | 4-2  |

## 2013

**Record: 30-27; Home: 19-12; Away: 8-12; Neutral: 3-3;  
Conference USA: 15-9 (Regular Season Co-Champions)**

### Coach Scott Berry; fourth year

| Date | Opponent              | Site             | Streak | Score    |
|------|-----------------------|------------------|--------|----------|
| 2-15 | MISSOURI              | USM-PTP          | W1     | 5-2      |
| 2-16 | MISSOURI              | USM-PTP          | W2     | 5-3      |
| 2-17 | MISSOURI              | USM-PTP          | W3     | 6-1      |
| 2-19 | Alabama               | Tuscaloosa, Ala. | L1     | 8-10     |
| 2-22 | EASTERN ILLINOIS      | USM-PTP          | W1     | 6-3      |
| 2-23 | MISSOURI STATE        | USM-PTP          | L1     | 1-5      |
| 2-24 | ALCORN STATE          | USM-PTP          | W1     | 7-2      |
| 2-26 | Louisiana-Monroe      | Monroe, La.      | L1     | 5-6      |
| 3-1  | Troy                  | Troy, Ala.       | W1     | 12-4     |
| 3-2  | Troy                  | Troy, Ala.       | L1     | 3-6      |
| 3-3  | Troy                  | Troy, Ala.       | L2     | 3-8      |
| 3-6  | South Alabama         | Mobile, Ala.     | L3     | 5-6      |
| 3-8  | LOUISIANA-LAFAYETTE   | USM-PTP          | W1     | 9-2      |
| 3-9  | LOUISIANA-LAFAYETTE   | USM-PTP          | L1     | 4-13     |
| 3-10 | LOUISIANA-LAFAYETTE   | USM-PTP          | L2     | 1-9      |
| 3-12 | vs. Mississippi State | Pearl, Miss.     | L3     | 5-13     |
| 3-15 | CENTRAL ARKANSAS      | USM-PTP          | L4     | 1-3      |
| 3-16 | CENTRAL ARKANSAS      | USM-PTP          | L5     | 3-14     |
| 3-17 | CENTRAL ARKANSAS      | USM-PTP          | W1     | 2-1      |
| 3-20 | vs. Auburn            | Mobile, Ala.     | L1     | 3-4 (11) |
| 3-22 | *RICE                 | USM-PTP          | W1     | 10-1     |
| 3-23 | *RICE                 | USM-PTP          | L1     | 0-3      |
| 3-24 | *RICE                 | USM-PTP          | L2     | 3-6      |
| 3-26 | SOUTH ALABAMA         | USM-PTP          | L3     | 1-3 (10) |
| 3-28 | *UCF                  | Orlando, Fla.    | W1     | 4-1      |
| 3-29 | *UCF                  | Orlando, Fla.    | L1     | 3-4      |
| 3-30 | *UCF                  | Orlando, Fla.    | W1     | 4-3      |
| 4-5  | *TULANE               | USM-PTP          | L1     | 2-3      |
| 4-6  | *TULANE               | USM-PTP          | W1     | 6-2      |
| 4-7  | *TULANE               | USM-PTP          | W2     | 2-0      |
| 4-9  | New Orleans           | New Orleans, La. | W3     | 2-1 (10) |
| 4-10 | NEW ORLEANS           | USM-PTP          | W4     | 8-5      |
| 4-12 | *MARSHALL             | USM-PTP          | W5     | 1-0      |
| 4-13 | *MARSHALL             | USM-PTP          | W6     | 4-1      |
| 4-13 | *MARSHALL             | USM-PTP          | W7     | 8-7      |
| 4-16 | vs. Ole Miss          | Pearl, Miss.     | W8     | 2-1      |
| 4-19 | *Memphis              | Memphis, Tenn.   | W9     | 5-3      |
| 4-20 | *Memphis              | Memphis, Tenn.   | W10    | 8-1      |
| 4-21 | *Memphis              | Memphis, Tenn.   | L1     | 1-2      |
| 4-24 | ALABAMA               | USM-PTP          | L2     | 4-7      |
| 4-26 | *UAB                  | USM-PTP          | W1     | 13-3     |



# Year-by-Year Results

|      |                |                  |    |           |
|------|----------------|------------------|----|-----------|
| 4-27 | *UAB           | USM-PTP          | W2 | 21-6 (7)  |
| 4-27 | *UAB           | USM-PTP          | W3 | 5-4       |
| 5-3  | *East Carolina | Greenville, N.C. | L1 | 3-6       |
| 5-4  | *East Carolina | Greenville, N.C. | W1 | 10-9 (11) |
| 5-5  | *East Carolina | Greenville, N.C. | L1 | 2-3       |
| 5-10 | SIUE           | USM-PTP          | L2 | 5-6       |
| 5-11 | SIUE           | USM-PTP          | L3 | 5-6       |
| 5-12 | SIUE           | USM-PTP          | W1 | 9-1       |
| 5-14 | OLE MISS       | USM-PTP          | W2 | 10-3      |
| 5-16 | *Houston       | Houston, Texas   | L1 | 2-3       |
| 5-17 | *Houston       | Houston, Texas   | L2 | 5-7       |
| 5-18 | *Houston       | Houston, Texas   | W1 | 6-5       |

## Conference USA Tournament Reckling Park, Houston, Texas

|      |                   |                |    |          |
|------|-------------------|----------------|----|----------|
| 5-22 | vs. Tulane        | Houston, Texas | W2 | 10-7     |
| 5-24 | vs. Houston       | Houston, Texas | W3 | 4-2      |
| 5-25 | vs. East Carolina | Houston, Texas | L1 | 7-8      |
| 5-26 | Rice              | Houston, Texas | L2 | 4-5 (11) |

## 2014

**Record: 35-25; Home: 18-12; Away: 15-9; Neutral: 2-4;  
Conference USA: 19-11**

### Coach Scott Berry; fifth year

|      |                       |                   |    |          |
|------|-----------------------|-------------------|----|----------|
| 2-15 | vs. Missouri          | Lake Charles, La. | L1 | 2-4      |
| 2-15 | vs. Chicago State     | Lake Charles, La. | W1 | 11-8     |
| 2-16 | McNeese State         | Lake Charles, La. | L1 | 1-7      |
| 2-18 | Louisiana-Monroe      | Monroe, La.       | W1 | 14-2     |
| 2-21 | LOUISIANA-LAFAYETTE   | USM-PTP           | L1 | 2-6      |
| 2-22 | LOUISIANA-LAFAYETTE   | USM-PTP           | L2 | 5-8 (12) |
| 2-22 | LOUISIANA-LAFAYETTE   | USM-PTP           | L3 | 5-9      |
| 2-25 | ALCORN STATE          | USM-PTP           | W1 | 8-4      |
| 2-26 | ALABAMA               | USM-PTP           | W2 | 2-1      |
| 2-28 | TROY                  | USM-PTP           | W3 | 3-1      |
| 3-1  | TROY                  | USM-PTP           | L1 | 0-5      |
| 3-2  | TROY                  | USM-PTP           | W1 | 7-6      |
| 3-4  | vs. Florida           | Pensacola, Fla.   | L1 | 2-4      |
| 3-7  | Missouri              | Columbia, Mo.     | L2 | 1-4      |
| 3-8  | Missouri              | Columbia, Mo.     | L3 | 4-6      |
| 3-9  | Missouri              | Columbia, Mo.     | W1 | 2-1      |
| 3-12 | SOUTH ALABAMA         | USM-PTP           | L1 | 1-5      |
| 3-14 | *Marshall             | Charleston, W.Va. | W1 | 3-1      |
| 3-15 | *Marshall             | Charleston, W.Va. | W2 | 9-5      |
| 3-15 | *Marshall             | Charleston, W.Va. | L1 | 3-5      |
| 3-18 | LOUISIANA-MONROE      | USM-PTP           | W1 | 18-2     |
| 3-21 | *UTSA                 | USM-PTP           | W2 | 6-2      |
| 3-22 | *UTSA                 | USM-PTP           | L1 | 1-4      |
| 3-23 | *UTSA                 | USM-PTP           | W1 | 10-9     |
| 3-25 | vs. Ole Miss          | Pearl, Miss.      | W2 | 5-3      |
| 3-28 | *Florida Atlantic     | Boca Raton, Fla.  | W3 | 2-0      |
| 3-29 | *Florida Atlantic     | Boca Raton, Fla.  | W4 | 5-2      |
| 3-30 | *Florida Atlantic     | Boca Raton, Fla.  | L1 | 1-3      |
| 4-1  | New Orleans           | New Orleans, La.  | W1 | 9-7      |
| 4-2  | South Alabama         | Mobile, Ala.      | W2 | 3-1      |
| 4-4  | *MIDDLE TENNESSEE     | USM-PTP           | L1 | 1-13     |
| 4-5  | *MIDDLE TENNESSEE     | USM-PTP           | W1 | 7-0      |
| 4-5  | *MIDDLE TENNESSEE     | USM-PTP           | W2 | 7-6      |
| 4-8  | vs. Mississippi State | Pearl, Miss.      | L1 | 3-4 (11) |
| 4/11 | *UAB                  | Birmingham, Ala.  | W1 | 3-2      |
| 4/12 | *UAB                  | Birmingham, Ala.  | L1 | 5-6      |
| 4/13 | *UAB                  | Birmingham, Ala.  | W1 | 8-7 (10) |
| 4-15 | vs. LSU               | Metairie, La.     | L1 | 5-13     |
| 4-18 | *LOUISIANA TECH       | USM-PTP           | W1 | 2-0      |
| 4-19 | *LOUISIANA TECH       | USM-PTP           | W2 | 1-0      |
| 4-20 | *LOUISIANA TECH       | USM-PTP           | W3 | 8-3      |
| 4-22 | Alabama               | Tuscaloosa, Ala.  | W4 | 6-3      |
| 4-25 | *RICE                 | USM-PTP           | L1 | 0-5      |
| 4-26 | *RICE                 | USM-PTP           | L2 | 2-3      |
| 4-27 | *RICE                 | USM-PTP           | W1 | 8-6      |
| 4-30 | Ole Miss              | Oxford, Miss.     | W2 | 7-6      |
| 5-2  | *Tulane               | New Orleans, La.  | W3 | 4-2      |
| 5-3  | *Tulane               | New Orleans, La.  | L1 | 3-5      |
| 5-4  | *Tulane               | New Orleans, La.  | L2 | 0-3      |
| 5-10 | *EAST CAROLINA        | USM-PTP           | L3 | 5-7 (15) |
| 5-10 | *EAST CAROLINA        | USM-PTP           | W1 | 2-1      |
| 5-11 | *EAST CAROLINA        | USM-PTP           | W2 | 6-4      |

|      |            |                 |    |     |
|------|------------|-----------------|----|-----|
| 5-16 | *Charlotte | Charlotte, N.C. | W3 | 7-2 |
| 5-16 | *Charlotte | Charlotte, N.C. | L1 | 0-8 |
| 5-17 | *Charlotte | Charlotte, N.C. | W1 | 5-2 |

## Conference USA Tournament Pete Taylor Park, Hattiesburg, Miss.

|      |               |         |    |          |
|------|---------------|---------|----|----------|
| 5-21 | EAST CAROLINA | USM-PTP | L1 | 8-9 (11) |
| 5-22 | UAB           | USM-PTP | W1 | 4-3      |
| 5-23 | EAST CAROLINA | USM-PTP | W2 | 3-1      |
| 5-24 | UTSA          | USM-PTP | W2 | 8-7      |
| 5-24 | UTSA          | USM-PTP | L1 | 0-7      |

## 2015

**Record: 36-18-1; Home: 20-9; Away: 14-7; Neutral: 2-2-1; Conference USA: 19-10**

### Coach Scott Berry; sixth year

|      |              |         |    |      |
|------|--------------|---------|----|------|
| 2-13 | Murray State | USM-PTP | W1 | 7-4  |
| 2-14 | Murray State | USM-PTP | W2 | 10-3 |
| 2-15 | Murray State | USM-PTP | W3 | 6-5  |
| 2-18 | New Orleans  | USM-PTP | L1 | 6-7  |

## Pensacola Tournament

### Bayfront Stadium, Pensacola, Fla.

|      |                   |                     |     |            |
|------|-------------------|---------------------|-----|------------|
| 2-20 | North Florida     | Pensacola, Fla.     | L2  | 2-3        |
| 2-21 | Saint Louis       | Pensacola, Fla.     | L3  | 1-2        |
| 2-21 | Nicholls State    | Pensacola, Fla.     | T1  | 1-1 (7)    |
| 2-27 | Troy              | Troy, Ala.          | L1  | 2-6        |
| 2-28 | Troy              | Troy, Ala.          | W1  | 6-2 (10)   |
| 3-1  | Troy              | Troy, Ala.          | W2  | 5-0        |
| 3-3  | South Alabama     | Mobile, Ala.        | W3  | 3-0        |
| 3-4  | Ole Miss          | USM-PTP             | W4  | 5-1        |
| 3-6  | Oakland           | USM-PTP             | L1  | 2-3        |
| 3-7  | Oakland           | USM-PTP             | L2  | 5-7        |
| 3-8  | Oakland           | USM-PTP             | W1  | 12-2       |
| 3-11 | Tulane            | USM-PTP             | W2  | 8-4        |
| 3-13 | FIU               | USM-PTP             | L1  | 1-9        |
| 3-14 | FIU               | USM-PTP             | W1  | 7-3        |
| 3-15 | FIU               | USM-PTP             | W2  | 10-0 (7)   |
| 3-17 | New Orleans       | New Orleans, La.    | W3  | 6-5 (11)   |
| 3-20 | Louisiana Tech    | Ruston, La.         | W4  | 13-4       |
| 3-20 | Louisiana Tech    | Ruston, La.         | L1  | 1-2        |
| 3-24 | Mississippi State | Pearl, Miss.        | W1  | 3-0        |
| 3-27 | Rice              | Houston, Texas      | L1  | 3-6        |
| 3-28 | Rice              | Houston, Texas      | L2  | 4-11       |
| 3-29 | Rice              | Houston, Texas      | W1  | 5-1        |
| 4-2  | UAB               | USM-PTP             | L1  | 2-7        |
| 4-3  | UAB               | USM-PTP             | W1  | 3-0        |
| 4-4  | UAB               | USM-PTP             | W2  | 3-2        |
| 4-7  | Ole Miss          | Pearl, Miss.        | W3  | 6-5        |
| 4-10 | WKU               | Bowling Green, Ky.  | L1  | 0-5        |
| 4-11 | WKU               | Bowling Green, Ky.  | W1  | 15-3       |
| 4-12 | WKU               | Bowling Green, Ky.  | W2  | 6-3        |
| 4-17 | Florida Atlantic  | USM-PTP             | L1  | 4-8        |
| 4-17 | Florida Atlantic  | USM-PTP             | W1  | 6-1        |
| 4-18 | Florida Atlantic  | USM-PTP             | L1  | 5-10       |
| 4-21 | ULM               | USM-PTP             | W1  | 9-3        |
| 4-24 | UTSA              | San Antonio, Texas  | L1  | 2-7        |
| 4-25 | UTSA              | San Antonio, Texas  | L2  | 7-11       |
| 4-26 | UTSA              | San Antonio, Texas  | W1  | 10-7       |
| 4-28 | Alabama           | Hoover, Ala.        | W2  | 6-2 (7)    |
| 4-29 | South Alabama     | USM-PTP             | W3  | 7-6 (17)   |
| 5-1  | Marshall          | USM-PTP             | W4  | 6-0        |
| 5-2  | Marshall          | USM-PTP             | W5  | 4-0        |
| 5-3  | Marshall          | USM-PTP             | W6  | 6-2        |
| 5-8  | Charlotte         | USM-PTP             | W7  | 1-0        |
| 5-9  | Charlotte         | USM-PTP             | W8  | 11-10 (11) |
| 5-10 | Charlotte         | USM-PTP             | W9  | 9-0        |
| 5-12 | Tulane            | New Orleans, La.    | W10 | 8-4        |
| 5-14 | Middle Tennessee  | Murfreesboro, Tenn. | W11 | 12-4       |
| 5-15 | Middle Tennessee  | Murfreesboro, Tenn. | W12 | 13-11      |
| 5-15 | Middle Tennessee  | Murfreesboro, Tenn. | W13 | 8-4        |

## Conference USA Tournament

### Pete Taylor Park, Hattiesburg, Miss.

|      |                  |         |    |          |
|------|------------------|---------|----|----------|
| 5-20 | UAB              | USM-PTP | L1 | 0-4      |
| 5-21 | Old Dominion     | USM-PTP | W1 | 2-0 (12) |
| 5-22 | Florida Atlantic | USM-PTP | L1 | 4-5      |

## 2016

**Record: 41-20; Home: 28-4; Away: 9-11; Neutral: 4-5;  
Conference USA: 20-10**

### Coach Scott Berry; seventh year

|      |                    |               |    |      |
|------|--------------------|---------------|----|------|
| 2-19 | Eastern Illinois   | USM-PTP       | W1 | 6-1  |
| 2-20 | Eastern Illinois   | USM-PTP       | W2 | 18-1 |
| 2-21 | Eastern Illinois   | USM-PTP       | W3 | 6-4  |
| 2-24 | New Orleans        | USM-PTP       | W4 | 7-4  |
| 2-26 | Northwestern State | USM-PTP       | W5 | 8-6  |
| 2-27 | Northwestern State | USM-PTP       | W6 | 15-5 |
| 2-28 | Northwestern State | USM-PTP       | W7 | 8-5  |
| 3-1  | South Alabama      | Mobile, Ala.  | L1 | 3-9  |
| 3-2  | South Alabama      | Biloxi, Miss. | L2 | 2-4  |

## Pensacola Tournament

### Bayfront Stadium, Pensacola, Fla.

|      |                        |                   |    |           |
|------|------------------------|-------------------|----|-----------|
| 3-4  | Michigan State         | Pensacola, Fla.   | W1 | 2-0       |
| 3-5  | Troy                   | Pensacola, Fla.   | W2 | 6-2       |
| 3-6  | Auburn                 | Pensacola, Fla.   | W3 | 3-1       |
| 3-8  | Southeastern Louisiana | Hammond, La.      | W4 | 9-7       |
| 3-9  | Southeastern Louisiana | Hammond, La.      | L1 | 2-4       |
| 3-12 | Samford                | USM-PTP           | W1 | 8-2       |
| 3-13 | Samford                | USM-PTP           | L1 | 8-10 (10) |
| 3-13 | Samford                | USM-PTP           | W1 | 3-2       |
| 3-15 | Alabama                | USM-PTP           | W2 | 9-2       |
| 3-18 | Marshall               | Charleston, W.Va. | W3 | 14-4      |
| 3-18 | Marshall               | Charleston, W.Va. | L1 | 8-10      |
| 3-19 | Marshall               | Charleston, W.Va. | W1 | 3-2       |
| 3-22 | Tulane                 | Biloxi, Miss.     | L2 | 7-12      |
| 3-24 | UTSA                   | USM-PTP           | W1 | 6-5       |
| 3-25 | UTSA                   | USM-PTP           | W2 | 11-2      |
| 3-26 | UTSA                   | USM-PTP           | W3 | 13-2 (8)  |
| 3-29 | Mississippi State      | Pearl, Miss.      | L1 | 5-13      |
| 4-1  | Charlotte              | Charlotte, N.C.   | W1 | 9-6       |
| 4-2  | Charlotte              | Charlotte, N.C.   | W2 | 9-1       |
| 4-3  | Charlotte              | Charlotte, N.C.   | W3 | 16-6 (8)  |
| 4-5  | Ole Miss               | Pearl, Miss.      | L1 | 2-6       |
| 4-8  | Middle Tennessee       | USM-PTP           | W1 | 6-4       |
| 4-9  | Middle Tennessee       | USM-PTP           | W2 | 9-5       |
| 4-10 | Middle Tennessee       | USM-PTP           | W3 | 12-11     |
| 4-13 | Ole Miss               | Oxford, Miss.     | W4 | 5-1       |
| 4-15 | UAB                    | Birmingham, Ala.  | L1 | 3-5       |
| 4-16 | UAB                    | Birmingham, Ala.  | L2 | 7-8       |
| 4-17 | UAB                    | Birmingham, Ala.  | W1 | 11-0 (7)  |
| 4-19 | Tulane                 | New Orleans, La.  | L1 | 0-12      |
| 4-22 | Rice                   | USM-PTP           | W1 | 2-1       |
| 4-23 | Rice                   | USM-PTP           | L1 | 3-4       |
| 4-24 | Rice                   | USM-PTP           | W1 | 2-1       |
| 4-26 | UL Lafayette           | USM-PTP           | W2 | 7-2       |
| 4-29 | Florida Atlantic       | Boca Raton, Fla.  | L1 | 5-9       |
| 4-30 | Florida Atlantic       | Boca Raton, Fla.  | L2 | 4-9       |
| 5-1  | Florida Atlantic       | Boca Raton, Fla.  | W1 | 4-3       |
| 5-6  | WKU                    | USM-PTP           | W2 | 12-5      |
| 5-7  | WKU                    | USM-PTP           | W3 | 3-0       |
| 5-8  | WKU                    | USM-PTP           | W4 | 13-4      |
| 5-13 | Louisiana Tech         | USM-PTP           | L1 | 5-7       |
| 5-14 | Louisiana Tech         | USM-PTP           | W1 | 7-3       |
| 5-15 | Louisiana Tech         | USM-PTP           | W2 | 2-0       |
| 5-19 | FIU                    | Miami, Fla.       | L1 | 5-6 (10)  |
| 5-20 | FIU                    | Miami, Fla.       | L2 | 2-5       |
| 5-21 | FIU                    | Miami, Fla.       | L2 | 8-13      |

## Conference USA Tournament

### Pete Taylor Park, Hattiesburg, Miss.

|      |              |         |    |          |
|------|--------------|---------|----|----------|
| 5-25 | Old Dominion | USM-PTP | W1 | 17-5 (7) |
| 5-26 | Marshall     | USM-PTP | W2 | 9-3      |
| 5-28 | Marshall     | USM-PTP | W3 | 3-2      |
| 5-29 | Rice         | USM-PTP | W4 | 3-2      |

## NCAA Regional

### Dick Houser Stadium, Tallahassee, Fla.

|     |               |                   |    |      |
|-----|---------------|-------------------|----|------|
| 6-3 | South Alabama | Tallahassee, Fla. | W5 | 14-2 |
| 6-4 | Florida State | Tallahassee, Fla. | L1 | 2-7  |
| 6-5 | South Alabama | Tallahassee, Fla. | L2 | 5-7  |





# Postseason Tournaments

## NCAA

### 2016 Tallahassee (Fla.) Regional

W/14-2..... South Alabama  
 L/2-7..... Florida State  
 L/5-7..... South Alabama

### 2011 Atlanta (Ga.) Regional

L/0-3..... Mississippi State  
 L/2-6..... Georgia Tech

### 2010 Auburn Regional - Auburn, Ala.

L/1-10..... Clemson  
 W/19-6..... Jacksonville State  
 L/8-17..... Auburn

### 2009 College World Series - Omaha, Neb.

L/6-7..... Texas  
 L/4-11..... North Carolina

### 2009 NCAA Super Regional - Gainesville, Fla.

W/9-7..... Florida  
 W/7-6..... Florida

### 2009 Atlanta (Ga.) Regional

W/17-15..... Elon  
 W/10-7..... Georgia Tech  
 L/3-10..... Georgia Tech  
 W/12-8..... Georgia Tech

### 2008 Baton Rouge (La.) Regional

W/13-6..... New Orleans  
 L/4-13..... LSU  
 W/8-2..... New Orleans  
 L/4-11..... LSU

### 2007 Oxford (Miss.) Regional

W/14-1..... Troy  
 L/0-4..... Ole Miss  
 L/11-12..... Sam Houston State

### 2006 Tuscaloosa (Ala.) Regional

L/8-10..... Troy  
 W/6-2..... Jacksonville State  
 L/5-6..... Troy

### 2005 Oxford (Miss.) Regional

L/4-5..... Oklahoma  
 L/2-12..... Maine

### 2004 Baton Rouge (La.) Regional

W/6-5..... College of Charleston  
 L/2-6..... Louisiana State  
 L/3-7..... College of Charleston

### 2003 Hattiesburg Regional

L/3-5..... Southern University  
 W/18-0..... Murray State  
 W/18-1..... Southern University  
 L/2-3..... Baylor

### 1999 Southeast Regional - Tuscaloosa, Ala.

W/20-13..... South Alabama  
 L/4-10..... Alabama  
 W/10-9..... South Alabama  
 L/6-7..... Alabama

### 1991 Central Regional - Austin, Texas

L/5-6..... Long Beach State  
 L/2-18..... Texas

### 1990 South I Regional - Baton Rouge, La.

L/3-23..... Southern California  
 W/14-10..... Louisiana-Lafayette  
 L/3-15..... Houston

## Conference USA

### 2016 - Hattiesburg, Miss.

W/17-5..... Old Dominion  
 W/9-3..... Marshall  
 W/3-2..... Marshall  
 W/3-2..... Rice

### 2015 - Hattiesburg, Miss.

L/0-4..... UAB  
 W/2-0 (12)..... Old Dominion  
 L/4-5..... Florida Atlantic

### 2014 - Hattiesburg, Miss.

L/8-9 (11)..... East Carolina  
 W/4-3..... UAB  
 W/3-1..... East Carolina  
 W/8-7..... UTSA  
 L/0-7..... UTSA

### 2013 - Houston, Texas

W/10-7..... Tulane  
 W/4-2..... Houston  
 L/7-8..... East Carolina  
 L/4-5 (11)..... Rice

### 2012 - Pearl, Miss.

L/3-14..... Memphis  
 W/8-7..... Houston  
 W/4-2..... Rice

### 2011 - Pearl, Miss.

W/6-1..... Tulane  
 L/6-7 (14)..... Houston  
 L/0-4..... East Carolina

### 2010 - Houston, Texas

W/9-3..... Memphis  
 L/1-8..... East Carolina  
 W/10-6..... Houston  
 W/7-4..... Rice

### 2009 - Hattiesburg, Miss.

W/15-2..... Tulane  
 W/5-2..... East Carolina  
 W/3-1..... Tulane  
 L/6-8..... Rice

### 2008 - New Orleans, La.

W/8-5..... UCF  
 W/5-3..... Marshall  
 L/3-6..... Marshall  
 L/3-5..... Marshall

### 2007 - Greenville, N.C.

W/9-5..... UAB  
 L/1-2..... East Carolina  
 L/2-6..... Tulane

### 2006 - Houston, Texas (Rice)

W/6-2..... Memphis  
 L/1-5..... Rice  
 L/5-8..... Memphis



# Postseason Tournaments

## 2005 - Hattiesburg, Miss.

W/5-3..... USF  
 L/0-8..... TCU  
 W/9-3..... USF  
 L/7-13..... TCU

## 2004 - Houston, Texas (Houston)

L/5-10..... Memphis  
 W/16-4..... Tulane  
 W/13-0..... Memphis  
 W/16-10..... UAB  
 W/9-7..... UAB  
 L/1-3..... TCU

## 2003 - New Orleans, La.

W/13-0..... Charlotte  
 W/7-2..... Houston  
 W/3-1..... East Carolina  
 W/7-5..... Tulane

## 2002 - Kinston, N.C.

W/7-3..... Tulane  
 L/1-7..... Houston  
 L/5-12..... Tulane

## 2001 - Metairie, La.

W/6-2..... Houston  
 W/18-5..... USF  
 L/4-6..... USF  
 L/4-7..... USF

## 2000 - St. Petersburg, Fla.

L/2-7..... Cincinnati  
 W/10-9..... Tulane  
 L/6-10..... UAB

## 1999 - Millington, Tenn.

W/10-5..... Louisville  
 L/4-11..... Tulane  
 W/5-2..... Louisville  
 L/7-13..... Tulane

## 1998 - Metairie, La.

L/3-13..... Charlotte  
 W/7-6..... Memphis  
 W/6-5..... Houston  
 L/5-6..... Charlotte

## 1997 - New Orleans, La.

L/9-14..... Charlotte  
 W/5-0..... Cincinnati  
 L/2-6..... Tulane

## 1996 - Hattiesburg, Miss.

W/9-4..... Memphis  
 L/5-9..... Tulane  
 W/9-5..... Saint Louis  
 L/8-10..... Tulane

## Metro Conference

## 1995 - Charlotte, N.C.

W/9-3..... Tulane  
 L/2-3..... Virginia Tech  
 W/10-0..... Louisville  
 L/1-4..... USF

## 1994 - Louisville, Ky.

W/10-9..... Louisville, Ky.  
 L/4-6..... Virginia Tech  
 W/8-6..... Virginia Commonwealth  
 W/5-1 (10)..... Charlotte  
 L/6-14..... Tulane

## 1993 - Richmond, Va.

L/3-7..... Louisville  
 W/12-5..... Louisville  
 L/2-11..... Charlotte

## 1992 - New Orleans, La.

L/4-7..... Tulane  
 W/10-3..... Virginia Tech  
 L/7-8..... Louisville

## 1991 - Salem, Va.

W/19-3..... Louisville  
 W/11-2..... Memphis  
 W/3-1..... Florida State  
 L/8-10..... South Carolina  
 Co-Champions with Florida State

## 1990 - Hattiesburg, Miss.

W/5-1..... Louisville  
 L/3-4..... Cincinnati  
 W/5-2..... Memphis  
 L/1-8..... Florida State

## 1989 - Columbia, S.C.

W/13-3..... Louisville  
 W/7-4..... Virginia Tech  
 L/7-14..... Florida State  
 W/5-0..... Cincinnati  
 L/5-6 (12)..... Florida State

## 1988 - Tallahassee, Fla.

W/11-4..... Memphis  
 L/2-4..... South Carolina  
 W/10-1..... Cincinnati  
 L/2-6..... South Carolina

## 1987 - Columbia, S.C.

L/1-10..... Memphis  
 W/14-9..... Virginia Tech  
 L/1-5..... Florida State

## 1986 - Tallahassee, Fla.

L/1-10..... South Carolina  
 W/14-5..... Louisville  
 W/11-1..... Cincinnati  
 L/2-4..... Memphis

## 1985 - Tallahassee, Fla.

L/1-13..... South Carolina  
 L/9-11..... Cincinnati

## 1984 - Tallahassee, Fla.

W/4-2..... Tulane  
 L/5-8..... South Carolina  
 L/5-17..... Virginia Tech

## 1983 - Tallahassee, Fla.

L/7-14..... Florida State  
 L/2-11..... Virginia Tech



# All-Americans

## ABCA

|      |   |
|------|---|
| 2003 | Clint King, OF, First Team<br>Jeff Cook, OF, Third Team |
| 1994 | Tommy Davis, 1B, First Team                             |
| 1992 | Bill Selby, 3B, Third Team                              |
| 1990 | Kevin Young, 3B, Third Team                             |
| 1989 | Fred Cooley, DH, Second Team                            |

## Baseball America

|      |   |
|------|---|
| 2008 | Barry Bowden, P, Third Team                             |
| 2004 | Jarrett Hoffpauir, 2B, Second Team                      |
| 2003 | Jeff Cook, OF, Third Team<br>Clint King, OF, Third Team |
| 1994 | Tommy Davis, 1B, First Team                             |
| 1993 | Tommy Davis, 1B, Second Team                            |

## CollegeBaseballInsider.com

|      |   |
|------|---|
| 2004 | Jarrett Hoffpauir, 2B, First Team<br>Austin Tubb, RP, First Team<br>Ryan Frith, OF, Second Team |
|------|---|

## College Sports Magazine

|      |                             |
|------|-----------------------------|
| 1993 | Tommy Davis, 1B, First Team |
|------|-----------------------------|

## D1Baseball.com

|      |                           |
|------|---------------------------|
| 2016 | Tim Lynch, 1B, Third Team |
|------|---------------------------|

## Louisville Slugger/Collegiate Baseball

|      |  |
|------|--|
| 2015 | James McMahon, P, Second Team  |
| 2011 | Todd McInnis, P, Third Team  |
| 2010 | Scott Copeland, P, Third Team  |
| 2005 | Brad Willcutt, C, Third Team   |
| 2004 | Austin Tubb, RP, First Team<br>Ryan Frith, OF, Second Team<br>Jarrett Hoffpauir, 2B, Third Team<br>Matt Shepherd, SS, Third Team |
| 2003 | Jeff Cook, OF, Third Team<br>Clint King, OF, Third Team  |
| 1994 | Tommy Davis, 1B  |
| 1991 | Tony Phillips, P<br>Todd Nace, OF  |

## USA Today/Baseball Weekly

|      |   |
|------|---|
| 2004 | Ryan Frith, OF, Second Team<br>Jarrett Hoffpauir, 2B, Second Team |
| 2003 | Jeff Cook, OF, First Team<br>Clint King, OF, First Team           |

## National Collegiate Baseball

### Writers Association

|      |  |
|------|--|
| 2015 | James McMahon, P, Third Team                                     |
| 2010 | B.A. Vollmuth, SS, Third Team                                    |
| 2009 | Bo Davis, OF, Third Team   |
| 2008 | Tyler Conn, P, First Team  |
| 2007 | Trey Sutton, 1B, Third Team                                      |
| 2005 | Brad Willcutt, C, First Team<br>Daniel Best, RP, Third Team      |
| 2004 | Austin Tubb, RP, First Team<br>Jarrett Hoffpauir, 2B, First Team |

|      |  |
|------|--|
| 2003 | Ryan Frith, OF, Second Team<br>Jeff Cook, OF, Second Team<br>Austin Tubb, RP, Third Team |
|------|--|

## Baseball America Freshman

|      |                                |
|------|--------------------------------|
| 2012 | Mason Robbins, UT, Second Team |
| 2011 | Jared Bales, C, Second Team    |
| 2009 | Kameron Brunty, OF             |

## Louisville Slugger/

### Collegiate Baseball Freshman

|      |   |
|------|---|
| 2016 | Nick Sandlin, P   |
| 2015 | Taylor Braley, 3B   |
| 2012 | Mason Robbins, OF/P<br>Bradley Roney, RP<br>Kameron Brunty, OF                    |
| 2009 | Todd McInnis, P   |
| 2008 | Brian Dozier, SS  |
| 2006 | Michael Ewing, OF   |
| 2005 | Trey Sutton, 2B   |
| 2004 | Patrick Ezell, P  |
| 2003 | Marc Maddox, 1B   |
| 2002 | Jarrett Hoffpauir, 2B<br>Cliff Russum, P<br>Matt Shepherd, SS<br>Brad Willcutt, C |
| 1996 | Cliff Wren, 1B  |
| 1992 | Tommy Davis, 3B   |

## National College Baseball

### Writers Association Freshman

|      |                                 |
|------|---------------------------------|
| 2012 | Bradley Roney, RP, Second Team  |
| 2009 | Kameron Brunty, OF, Second Team |

## Perfect Game Freshman All-American

|      |                 |
|------|-----------------|
| 2016 | Nick Sandlin, P |
|------|-----------------|

## CoSIDA Academic All-American

|      |  |
|------|--|
| 2011 | Marc Bourgeois, DH, First Team                               |
| 2009 | James Ewing, INF, Second Team                                |
| 2007 | Patrick Ezell, P, First Team<br>Trey Sutton, INF, First Team |
| 2004 | Austin Tubb, RP, Second Team                                 |
| 2003 | Clint King, OF, Third Team                                   |
| 1998 | Jeremy Schied, 1B, First Team                                |
| 1995 | Derek Reams, C, First Team                                   |
| 1994 | Derek Reams, C, First Team                                   |
| 1991 | Mark Carson, P, First Team                                   |





# All-Time Honor Roll

## NCAA Regional All-Tournament Team

|      |                         |
|------|-------------------------|
| 2016 | Jake Sandlin, OF        |
|      | Kirk McCarty, P         |
| 2011 | Todd McInnis, P         |
| 2010 | B.A. Vollmuth, IF       |
| 2009 | Joey Archer, IF         |
|      | Bo Davis, OF            |
|      | Michael Ewing, OF       |
|      | BA Vollmuth, IF         |
|      | Most Outstanding Player |
| 2008 | Josh Billeaud, P        |
|      | Drew Carson, OF         |
|      | Chris Matesich, IF      |
|      | Keith Winstead, C       |
| 2007 | Ryan Belanger, P        |
|      | Brian Dozier, IF        |
|      | Chris Matesich, SS      |
| 2006 | Brian Dozier, IF        |
|      | Toddric Johnson, OF     |
| 2004 | Jarrett Hoffpauir, IF   |
| 2003 | Jeff Cook, OF           |
|      | Griff Israel, DH        |
|      | Clint King, OF          |
|      | Cliff Russum, P         |
|      | Brad Willcutt, C        |
| 1999 | Michael Artman, IF      |
|      | Jeremy Albritton, OF    |
|      | Tyler Kee, P            |

## ABCA All-South Region

|      |                                 |
|------|---------------------------------|
| 2016 | Tim Lynch, 1B, 2nd Team         |
| 2015 | James McMahon, P, 2nd Team      |
| 2013 | Isaac Rodriguez, 2B, 2nd Team   |
| 2011 | Tyler Koelling, OF, 2nd Team    |
| 2010 | Scott Copeland, P, 2nd Team     |
| 2008 | Barry Bowden, P, 2nd Team       |
|      | Tyler Conn, RP, 2nd Team        |
| 2006 | Daniel Best, RP, 1st Team       |
|      | Marc Maddox, 3B, 2nd Team       |
| 2005 | Daniel Best, RP, 2nd Team       |
|      | Brad Willcutt, C, 2nd Team      |
| 2004 | Ryan Frith, OF, 2nd Team        |
|      | Jarrett Hoffpauir, 2B, 2nd Team |
|      | Matt Shepherd, SS, 2nd Team     |
|      | Austin Tubb, P, 2nd Team        |
| 2003 | Jeff Cook, OF, 1st Team         |
|      | Clint King, OF, 1st Team        |
| 2002 | Jeff Cook, OF, 2nd Team         |
|      | Shea Douglas, P, 2nd Team       |
| 1997 | Cliff Wren, DH, 2nd Team        |
|      | Jeremy Albritton, LF, 2nd Team  |
| 1994 | Tommy Davis, 1B, 1st Team       |

## All Conference USA

### C-USA Coach of the Year

|      |              |
|------|--------------|
| 2011 | Scott Berry  |
| 2003 | Corky Palmer |

### C-USA Assistant Coach of the Year

|      |                  |
|------|------------------|
| 2015 | Michael Federico |
|------|------------------|

### C-USA Pitcher of the Year

|      |               |
|------|---------------|
| 2015 | James McMahon |
| 2011 | Todd McInnis  |
| 2010 | Todd McInnis  |

### C-USA Newcomer of the Year

|      |               |
|------|---------------|
| 2012 | Andrew Pierce |
|------|---------------|

### C-USA Freshman of the Year

|      |               |
|------|---------------|
| 2012 | Mason Robbins |
|------|---------------|

### First Team

|      |                       |
|------|-----------------------|
| 2016 | Tim Lynch, IF         |
|      | Dylan Burdeaux, OF    |
|      | Jake Sandlin, OF      |
|      | Chuckie Robinson, P   |
|      | Kirk McCarty, P       |
| 2015 | James McMahon, P      |
| 2013 | Isaac Rodriguez, IF   |
|      | Chase Fowler, C       |
|      | Andrew Pierce, P      |
| 2012 | Andrew Pierce, P      |
| 2011 | Todd McInnis, P       |
|      | Geoffrey Thomas, P    |
|      | Marc Bourgeois, DH    |
|      | B.A. Vollmuth, IF     |
|      | Tyler Koelling, OF    |
| 2010 | B.A. Vollmuth, IF     |
|      | Scott Copeland, P     |
|      | Todd McInnis, P       |
|      | Collin Cargill, RP    |
| 2009 | Bo Davis, OF          |
|      | Todd McInnis, P       |
| 2008 | Barry Bowden, P       |
|      | Tyler Conn, RP        |
|      | James Ewing, IF       |
| 2007 | Trey Sutton, 2B       |
| 2006 | Marc Maddox, IF       |
|      | Toddric Johnson, OF   |
| 2005 | Marc Maddox, IF       |
|      | Brad Willcutt, C      |
|      | Daniel Best, RP       |
| 2004 | Ryan Frith, OF        |
|      | Jarrett Hoffpauir, IF |
|      | Matt Shepherd, IF     |
|      | Austin Tubb, P        |
| 2003 | Jeff Cook, OF         |
|      | Clint King, OF        |
| 2002 | Jeff Cook, OF         |
|      | Shea Douglas, P       |
|      | Allen Winningham, IF  |
| 2000 | Dusty Haley, OF       |
|      | Chad Rogers, P        |
|      | Darren Welch, C       |
| 1999 | Michael Artman, IF    |
|      | Dusty Haley, OF       |
| 1998 | Jeremy Schied, IF     |
|      | Cliff Wren, DH        |
| 1997 | Jeremy Albritton, OF  |
|      | Kyle Logan, OF        |
|      | Cliff Wren, DH        |



# All-Time Honor Roll

## Second Team

|      |                            |
|------|----------------------------|
| 2016 | ..... Cord Cockrell, P     |
| 2015 | ..... Tim Lynch, IF        |
| 2014 | ..... Conor Fisk, SP       |
|      | ..... Bradley Roney, RP    |
|      | ..... Matt Durst, DH       |
| 2013 | ..... Mason Robbins, OF    |
| 2011 | ..... Adam Doleac, IF      |
|      | ..... Collin Cargill, RP   |
| 2009 | ..... Brian Dozier, IF     |
| 2008 | ..... Brian Dozier, IF     |
| 2007 | ..... Ryan Belanger, P     |
|      | ..... Patrick Ezell, P     |
| 2006 | ..... Trey Sutton, 2B      |
|      | ..... Kevin Coker, C       |
|      | ..... Daniel Best, RP      |
| 2005 | ..... Trey Sutton, IF      |
|      | ..... Jason Lowery, OF     |
| 2004 | ..... Anthony DeWitt, P    |
| 2003 | ..... Brad Willcutt, C     |
|      | ..... Bob McCrory, P       |
| 2002 | ..... Bob McCrory, P       |
| 2001 | ..... Jeff Cook, OF        |
|      | ..... Shea Douglas, P      |
| 2000 | ..... Chris Finnegan, C    |
|      | ..... Josh Hoffpauir, IF   |
| 1999 | ..... Jeremy Albritton, OF |
|      | ..... Darren Welch, DH     |
| 1998 | ..... Jeremy Albritton, OF |
|      | ..... Scott Cheek, IF      |
|      | ..... Jason Fortenberry, P |
| 1997 | ..... Jeremy Schied, IF    |
|      | ..... Braxton Whitehead, C |
| 1996 | ..... Derek Reams, C       |
|      | ..... Jared Martin, IF     |
|      | ..... Chris Hesse, OF      |

## Third Team

|      |                          |
|------|--------------------------|
| 1997 | ..... Jared Martin, IF   |
|      | ..... Chris Hesse, OF    |
|      | ..... Brandon Parker, RP |
| 1996 | ..... Cliff Wren, IF     |
|      | ..... John Bale, P       |

## Freshman

|      |                            |
|------|----------------------------|
| 2016 | ..... Hunter Slater, DH    |
|      | ..... Nick Sandlin, P      |
| 2015 | ..... Taylor Braley, IF    |
|      | ..... Kirk McCarty, P      |
| 2014 | ..... Dylan Burdeaux, OF   |
| 2012 | ..... Michael Sterling, OF |
|      | ..... Mason Robbins, OF/P  |
|      | ..... Jake Drehoff, P      |
|      | ..... Bradley Roney, P     |
| 2011 | ..... Jared Bales, C       |
| 2010 | ..... Dillon Day, OF       |
| 2009 | ..... Kameron Brunty, OF   |
| 2008 | ..... Todd McInnis, P      |
| 2006 | ..... Luke Adkins, OF      |
|      | ..... Brian Dozier, SS     |

|      |                             |
|------|-----------------------------|
|      | ..... Michael Ewing, 1B     |
| 2005 | ..... Trey Sutton, IF       |
| 2004 | ..... Mike Cashion, P       |
|      | ..... Patrick Ezell, P      |
| 2003 | ..... Marc Maddox, 1B       |
| 2002 | ..... Jarrett Hoffpauir, 2B |
|      | ..... Cliff Russum, P       |
|      | ..... Matt Shepherd, SS     |
|      | ..... Brad Willcutt, C      |
| 2000 | ..... Shea Douglas, P       |
| 1999 | ..... Darren Welch, C/DH    |
| 1996 | ..... Jeff Davis, OF        |
|      | ..... Cliff Wren, IF        |
|      | ..... Matt Baltz, IF        |
|      | ..... Jeremy Albritton, DH  |

## All C-USA Tournament

|      |   |
|------|---|
| 2016 | ..... Daniel Keating, DH ( <b>MVP</b> ) |
|      | ..... Chuckie Robinson, C               |
|      | ..... Tim Lynch, IF                     |
|      | ..... Jake Sandlin, OF                  |
| 2015 | ..... Matt Durst, DH                    |
|      | ..... James McMahon, P                  |
| 2014 | ..... Nick Dawson, IF                   |
|      | ..... Cameron Giannini, P               |
| 2013 | ..... Blake Brown, OF                   |
|      | ..... Dillon Day, OF                    |
|      | ..... Jake Drehoff, P                   |
| 2012 | ..... Ashley Graeter, IF                |
|      | ..... Michael Sterling, OF              |
| 2011 | ..... Todd McInnis, P                   |
| 2010 | ..... Scott Copeland, P ( <b>MVP</b> )  |
|      | ..... B.A. Vollmuth, IF                 |
|      | ..... Taylor Walker, IF                 |
| 2009 | ..... JR Ballinger, P                   |
|      | ..... James Ewing, IF                   |
|      | ..... Todd McInnis, P                   |
|      | ..... Corey Stevens, OF                 |
| 2008 | ..... Drew Carson, OF                   |
| 2007 | ..... Barry Bowden, P                   |
| 2005 | ..... Trey Sutton, IF                   |
|      | ..... Jason Lowery, OF                  |
| 2004 | ..... Mike Cashion, P                   |
|      | ..... Ryan Frith, OF                    |
|      | ..... Jarrett Hoffpauir, 2B             |
|      | ..... Matt Shepherd, SS                 |
|      | ..... Brad Willcutt, C                  |
| 2003 | ..... Clint King, OF ( <b>MVP</b> )     |
|      | ..... Jeff Cook, OF                     |
|      | ..... Beau Griffin, OF                  |
|      | ..... Jason Lowery, OF                  |
| 2002 | ..... Clint King, DH                    |
| 2001 | ..... Clint Stoy, OF                    |
| 1999 | ..... Michael Artman, OF                |
| 1998 | ..... Jeremy Schied, IF                 |
| 1996 | ..... Cliff Wren, 1B                    |
|      | ..... Jeff Davis, DH                    |



# All-Time Honor Roll

## Metro Conference

### Metro Conference Coach of the Year

1990 ..... Hill Denson  
 1989 ..... Hill Denson

### Metro Conference Player of the Year

1994 ..... Tommy Davis, 1B

### All-Metro Conference

1995 ..... Heath Cantrelle, P, 2nd Team  
 ..... Brent Moser, OF, 2nd Team  
 ..... Derek Reams, C, 1st Team  
 ..... Jeremy Williamson, P, 2nd Team  
 1994 ..... Tommy Davis, 1B, 1st Team  
 ..... Derek Reams, OF, 1st Team  
 ..... Shane Pullen, OF, 1st Team  
 ..... Eric Eckstein, 2B, 2nd Team  
 1993 ..... Ryan Kritscher, 2B, 1st Team  
 ..... Jason Simpson, Util., 2nd Team  
 ..... Chris Logan, C, 2nd Team  
 ..... Andy Woodard, OF, 2nd Team  
 ..... Gregg Kennedy, P, 2nd Team  
 1992 ..... Bill Selby, 2B, 1st Team  
 ..... Tommy Davis, 3B, 2nd Team  
 ..... Doug Benefiel, C, 2nd Team  
 1991 ..... Todd Nace, OF, 1st Team  
 ..... Scotty Jurich, 2B, 2nd Team  
 ..... Bill Selby, 3B, 2nd Team  
 ..... Tony Phillips, P, 2nd Team  
 1990 ..... Damon Pollard, P, 1st Team  
 ..... Scotty Jurich, 2B, 2nd Team  
 ..... Kevin Young, 3B, 2nd Team  
 ..... Doug Benefiel, C, 2nd Team  
 ..... Chris Robbins, DH, 2nd Team  
 ..... Todd Nace, OF, 2nd Team  
 1989 ..... Fred Cooley, DH, 1st Team  
 ..... Scotty Jurich, 2B, 2nd Team  
 ..... Kenny Graves, C, 2nd Team  
 ..... Todd Nace, OF, 2nd Team  
 ..... Chuck Shive, P, 2nd Team  
 1988 ..... Doug Cronk, 1B, South Division  
 ..... Fred Cooley, DH, South Division  
 ..... Scooter Love, OF, South Division

..... Chuck Shive, P, South Division  
 1987 ..... Mac Duncan, C  
 ..... Doug Cronk, Util.  
 ..... Mike Moreland, OF  
 ..... Chris Wagner, P  
 1986 ..... Greg Conner, OF  
 ..... Darrell Lindsey, P  
 1985 ..... Tommy Sims, DH

### Metro Conference Newcomer of the Year

1992 ..... Tommy Davis

### Metro Conference All-Tournament Team

1995 ..... Justin Harrison, OF  
 1994 ..... Tommy Davis, 1B  
 ..... Eric Eckstein, 2B  
 ..... Derek Reams, OF  
 ..... Shane Pullen, OF  
 1993 ..... Andy Woodard, OF  
 1991 ..... Scotty Jurich, 2B  
 ..... Todd Nace, OF  
 ..... David Christenberry, P  
 1990 ..... Damon Pollard, P  
 1989 ..... Kenny Graves, C  
 ..... John Gilligan, P  
 ..... Sedgewick McCollum, DH  
 ..... Damon Pollard, P  
 1988 ..... Doug Cronk, 1B  
 ..... Fred Cooley, DH  
 1987 ..... Doug Cronk, 1B  
 1986 ..... Sylvester Love, OF  
 ..... John Gessner, P  
 1984 ..... Juan Vasquez, C

### MSWA Player of the Year

1994 ..... Tommy Davis, 1B

### MSWA Newcomer of the Year

1994 ..... Derek Reams, C

### Ferriss Award

2011 ..... Tyler Koelling, OF  
 2015 ..... James McMahon, P

## All-Time Coaching Records

| Name                    | Years         | Record                | Pct.        |
|-------------------------|---------------|-----------------------|-------------|
| Herring                 | 1913          | 1-3                   | .250        |
| Ronald J. Slay          | 1914-16, 1919 | 4-5                   | .444        |
| O.V. Austin             | 1920-24       | 33-15-3               | .687        |
| William Bobo            | 1925-28       | 19-10-1               | .655        |
| William B. Saunders     | 1929-30       | 3-20                  | .130        |
| Allison "Pooley" Hubert | 1934-35       | 3-12                  | .200        |
| Reed Green              | 1947          | 9-4                   | .692        |
| Thad "Pie" Vann         | 1948-49       | 21-21                 | .500        |
| Clyde "Heifer" Stuart   | 1950-58       | 62-47-2               | .567        |
| C.J. "Pete" Taylor      | 1959-83       | 320-349-2             | .478        |
| Hill Denson             | 1984-97       | 468-386-2             | .548        |
| Corky Palmer            | 1998-2009     | 458-281               | .620        |
| Scott Berry             | 2010-Present  | 249-157-1             | .613        |
| <b>Totals</b>           |               | <b>1,650-1,310-11</b> | <b>.557</b> |



## Professional Baseball

**S**outhern Miss baseball players have enjoyed success in professional baseball, as former Golden Eagles can be found on major league and minor league rosters. Southern Miss' reputation for training and producing professional caliber talent each year has steadily increased.

Southern Miss has had 75 players drafted 84 times since 1966, including 21 in the top 10 rounds and 11 in the top five rounds. The Golden Eagles had two players (Tommy Davis – 1994; Brandon Parker – 1997) get drafted in a program-high second round. Former standout B.A. Vollmuth was chosen in the third round by the Oakland Athletics in the 2011 MLB First-Year Player Draft.

The Golden Eagles have had at least one player drafted in 11-straight years (2001-11), including four in 2006, 2008, 2009 and 2011, five in 2004 and three in 2003. Southern Miss had four players chosen last summer.

Seventeen players have played in at least one major league game. Southern Miss has had three players who finished in the Top 25 voting for either American or National League Most Valuable Player honors.

Five Golden Eagles have helped lead their respective teams to 13 American or National League Division Championships, including three players who played in the World Series.

Jim "Peanuts" Davenport played 13 years in the major leagues with San Francisco (1958-70), and was one of the top vote leaders in the National League MVP voting in 1962. In that same year, he won a gold glove at third base, was named to the all-star team and helped lead the Giants to the World Series.

He served as the skipper of San Francisco in 1985. He was seventh in doubles in the National League in 1961.

John "Bubba" Phillips played 10 years in the major leagues with Detroit (1955, 63-64), Chicago, AL (1956-59) and Cleveland (1960-62), and was one of the top vote leaders in the American League

MVP voting in 1961. He was ninth in the American League in doubles in 1959 and helped lead the White Sox to the American League Championship that year and an appearance in the World Series.

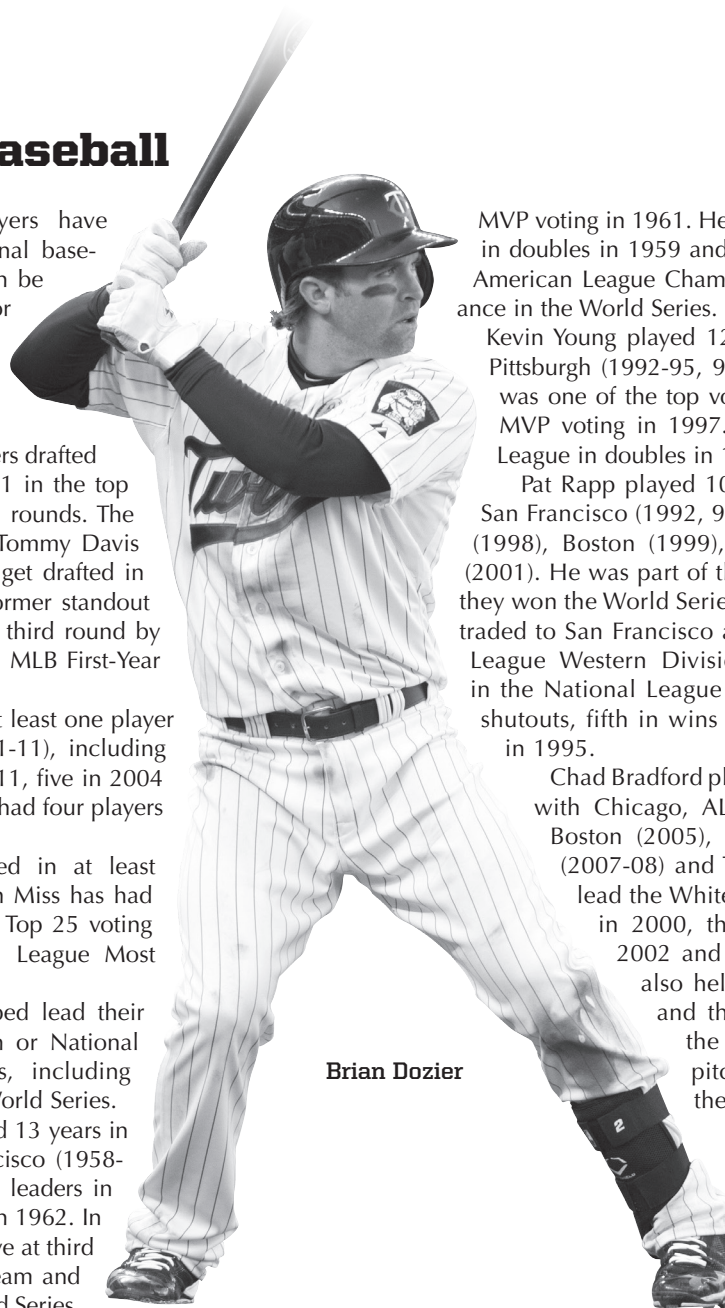
Kevin Young played 12 years in the major leagues with Pittsburgh (1992-95, 97-03) and Kansas City (1996) and was one of the top vote leaders in the National League MVP voting in 1997. He was No. 10 in the National League in doubles in 1998 and No. 7 in 1999.

Pat Rapp played 10 years in the major leagues with San Francisco (1992, 97), Florida (1993-97), Kansas City (1998), Boston (1999), Baltimore (2000) and Anaheim (2001). He was part of the Florida Marlins in 1997 (when they won the World Series) for half the season before being traded to San Francisco and helping them to the National League Western Division Championship. He was fifth in the National League in shutouts in 1994 and third in shutouts, fifth in wins and tenth in win/loss percentage in 1995.


Chad Bradford played 12 years in the major leagues with Chicago, AL (1998-00), Oakland (2001-04), Boston (2005), New York, NL (2006) Baltimore (2007-08) and Tampa Bay (2008-09). He helped lead the White Sox to a Division Championship in 2000, the A's to two Divisional titles in 2002 and 2003 and the Mets in 2006. He also helped the A's to the ALDS in 2001 and the Red Sox in 2005. He became the third former Golden Eagle to pitch in the World Series in 1994 and third in the World Series in 2008 for the Rays.

Currently Brian Dozier is the lone Golden Eagle in the Major Leagues, making his debut in May of 2012 with the Minnesota Twins and plays second base for club. He participated in the 2014 All-Star Home Run Derby and appeared in the 2015 All-Star game, homering in his first-ever at bat in the event.


In 2016, Dozier collected an American League record for most home runs by a second baseman (40) and finished the year with 42, third most in MLB.




**Brian Dozier**




**Chad Bradford**



**Pat Rapp**



**Bill Selby**



**Kevin Young**





## Golden Eagles in the MLB Draft

| Year | Name              | Organization          | Round |
|------|-------------------|-----------------------|-------|
| 1966 | Frank Baker       | San Francisco Giants  | 22    |
| 1967 | Frank Baker       | New York Yankees      | 2*    |
|      | Ed Assaf          | Kansas City Royals    | 44    |
| 1968 | Ed Assaf          | San Francisco Giants  | 8^    |
| 1971 | Ray Guy           | Houston Astros        | 3     |
| 1972 | Ray Guy           | Atlanta Braves        | 17    |
| 1973 | Ray Guy           | Cincinnati Reds       | 3^    |
|      | Wilson Plunkett   | California Angels     | 31    |
| 1974 | Wilson Plunkett   | New York Yankees      | 3     |
| 1986 | Greg Conner       | San Francisco Giants  | 7     |
|      | Kent Willis       | Cincinnati Reds       | 12    |
| 1987 | Scooter Love      | San Francisco Giants  | 7     |
| 1988 | Fred Cooley       | Atlanta Braves        | 12    |
|      | Scooter Love      | Milwaukee Brewers     | 15    |
|      | Doug Cronk        | Texas Rangers         | 22    |
|      | Darrell Lindsey   | Philadelphia Phillies | 38    |
| 1989 | Pat Rapp          | San Francisco Giants  | 15    |
|      | Kenny Graves      | New York Mets         | 33    |
|      | Fred Cooley       | Oakland Athletics     | 37    |
|      | Chuck Shive       | Philadelphia Phillies | 40    |
| 1990 | Damon Pollard     | Kansas City Royals    | 14    |
|      | Kevin Young       | Pittsburgh Pirates    | 15    |
|      | Kerry Valrie      | Chicago White Sox     | 19    |
|      | Tony Phillips     | New York Mets         | 19    |
|      | John Gilligan     | Toronto Blue Jays     | 36    |
| 1991 | Marc Kubicki      | Chicago White Sox     | 16    |
|      | Tony Phillips     | Seattle Mariners      | 17    |
| 1992 | Bill Selby        | Boston Red Sox        | 13    |
|      | Mickey Dutil      | Pittsburgh Pirates    | 46    |
| 1993 | Jeff Pickich      | Pittsburgh Pirates    | 22    |
|      | Greg Kennedy      | Boston Red Sox        | 24    |
| 1994 | Tommy Davis       | Baltimore Orioles     | 2     |
|      | Brett LeGrow      | Philadelphia Phillies | 22    |
|      | Shane Pullen      | Philadelphia Phillies | 26    |
| 1995 | Jeremy Williamson | Kansas City Royals    | 16    |
|      | Kevin Bentley     | Chicago Cubs          | 24    |
| 1996 | John Bale         | Toronto Blue Jays     | 5     |
|      | Chad Bradford     | Chicago White Sox     | 13    |
| 1997 | Brandon Parker    | Seattle Mariners      | 2     |
|      | Braxton Whitehead | Cincinnati Reds       | 14    |
|      | Kyle Logan        | Houston Astros        | 21    |
|      | Jared Martin      | Arizona Diamondbacks  | 24    |
|      | Donovan Marbury   | Boston Red Sox        | 35    |
| 2001 | Anthony Rawson    | St. Louis Cardinals   | 41    |
| 2002 | Shea Douglas      | Cleveland Indians     | 32    |

| Year | Name              | Organization          | Round |
|------|-------------------|-----------------------|-------|
| 2003 | Clint King        | Chicago White Sox     | 3     |
|      | Bob McCrory       | Baltimore Orioles     | 4     |
|      | Jeff Cook         | Arizona Diamondbacks  | 5     |
| 2004 | Jarrett Hoffpauir | St. Louis Cardinals   | 6     |
|      | Matt Shepherd     | St. Louis Cardinals   | 8     |
|      | Ryan Frith        | Philadelphia Phillies | 17    |
|      | Austin Tubb       | St. Louis Cardinals   | 32    |
|      | Anthony DeWitt    | Houston Astros        | 36    |
| 2005 | Brad Willcutt     | Milwaukee Brewers     | 27    |
| 2006 | Marc Maddox       | Kansas City Royals    | 9     |
|      | Daniel Best       | Kansas City Royals    | 14    |
|      | Toddric Johnson   | Oakland A's           | 14    |
|      | Scott Massey      | Pittsburgh Pirates    | 24    |
| 2008 | Tyler Conn        | Detroit Tigers        | 14    |
|      | Josh Billeaud     | Chicago White Sox     | 18    |
|      | Trey Sutton       | San Francisco Giants  | 20    |
|      | Brian Leach       | Pittsburgh Pirates    | 25    |
| 2009 | Brian Dozier      | Minnesota Twins       | 8     |
|      | JR Ballinger      | Chicago White Sox     | 11    |
|      | James Ewing       | New York Mets         | 12    |
|      | Bo Davis          | San Diego Padres      | 24    |
| 2010 | Scott Copeland    | Baltimore Orioles     | 21    |
|      | Todd McInnis      | Oakland Athletics     | 32    |
| 2011 | B.A. Vollmuth     | Oakland Athletics     | 3     |
|      | Tyler Koelling    | Minnesota Twins       | 19    |
|      | Collin Cargill    | Florida Marlins       | 22    |
|      | Todd McInnis      | St. Louis Cardinals   | 25    |
| 2013 | Andrew Pierce     | St. Louis Cardinals   | 8     |
|      | Jake Drehoff      | Boston Red Sox        | 12    |
| 2014 | Bradley Roney     | Atlanta Braves        | 8     |
|      | Conor Fisk        | Toronto Blue Jays     | 24    |
|      | Mason Robbins     | Chicago White Sox     | 25    |
|      | Taylor Nunez      | Boston Red Sox        | 27    |
| 2015 | Cody Carroll      | New York Yankees      | 22    |
|      | Ryan Milton       | Detroit Tigers        | 23    |
|      | James McMahon     | Colorado Rockies      | 24    |
| 2016 | Tim Lynch         | New York Yankees      | 9     |
|      | Jake Winston      | Arizona Diamondbacks  | 17    |
|      | Chuckie Robinson  | Houston Astros        | 21    |



# Golden Eagles in the Professional Baseball

## Southern Miss Baseball Players Who Have Played in the Major Leagues

### Frank Baker

**Southern Miss:** 1965-67  
**Drafted:** 2nd round  
(New York Yankees, 1967)  
**Major League Debut:** Aug. 9, 1970  
**1970-71:** New York Yankees  
**1973-74:** Baltimore Orioles

### John Bale

**Southern Miss:** 1995-96  
**Drafted:** 5th round  
(Toronto Blue Jays, 1996)  
**Major League Debut:** September 30, 1999  
**1999-2000:** Toronto Blue Jays  
**2001:** Baltimore Orioles  
**2003:** Cincinnati Reds  
**2007-09:** Kansas City Royals

### Chad Bradford

**Southern Miss:** 1996  
**Drafted:** 13th round  
(Chicago White Sox, 1996)  
**Major League Debut:** August 1, 1998  
**1998-00:** Chicago White Sox  
**2001-04:** Oakland A's  
**2005:** Boston Red Sox  
**2006:** New York Mets  
**2007-08:** Baltimore Orioles  
**2008-09:** Tampa Bay Rays  
**Participated in the 2008 World Series**

### Scott Copeland

**Southern Miss:** 2009-10  
**Drafted:** 21st round  
(Baltimore Orioles, 2010)  
**Major League Debut:** May 2, 2015  
**2015:** Toronto Blue Jays

### Jim Davenport

**Southern Miss:** 1952-54  
**1958-70:** San Francisco Giants  
**1985:** Manager, San Francisco Giants  
**1961 and 1962 All-Star Selection**  
**Participated in the 1962 World Series**

### Tommy Davis

**Southern Miss:** 1992-94  
**Drafted:** 2nd round (Baltimore Orioles, 1994)  
**Major League Debut:** May 14, 1999  
**1999:** Baltimore Orioles

### Brian Dozier

**Southern Miss:** 2006-09  
**Drafted:** 8th Round (Minnesota, 2011)  
**Major League Debut:** May 7, 2012  
**2012-16:** Minnesota Twins  
**Participated in the 2014 Home Run Derby**  
**Participated in the 2015 All-Star Game**

### Micky Harrington

**Southern Miss:** 1952-55  
**Major League Debut:** July 10, 1963  
**1963:** Philadelphia Phillies

### Jarrett Hoffpauir

**Southern Miss:** 2002-04  
**Drafted:** 6th round  
(St. Louis Cardinals, 2004)  
**Major League Debut:** July 3, 2009  
**2009:** St. Louis Cardinals  
**2010:** Toronto Blue Jays

### Brent Leach

**Southern Miss:** 2002-03  
**Drafted:** 6th round  
(Los Angeles Dodgers, 2005)  
**Major League Debut:** May 6, 2009  
**2009:** Los Angeles Dodgers

### Bob McCrory

**Southern Miss:** 2001-03  
**Drafted:** 4th Round  
(Baltimore Orioles, 2003)  
**Major League Debut:** April 30, 2008  
**2008-09:** Baltimore Orioles

### Hugh Laurin Pepper

**Southern Miss:** 1953-54  
**Major League Debut:** July 4, 1954  
**1954-57:** Pittsburgh Pirates

### John Melvin (Bubba) Phillips

**Southern Miss:** 1947-48  
**Major League Debut:** April 30, 1955  
**1955:** Detroit Tigers  
**1956-59:** Chicago White Sox  
**1960-62:** Cleveland Indians  
**1963-64:** Detroit Tigers

### Pat Rapp

**Southern Miss:** 1988-89  
**Drafted:** 15th round (San Francisco, 1989)  
**Major League Debut:** July 10, 1992  
**1992:** San Francisco Giants  
**1993-96:** Florida Marlins  
**1997:** Florida & San Francisco  
**1998:** Kansas City Royals  
**1999:** Boston Red Sox  
**2000:** Baltimore Orioles  
**2001:** Anaheim Angels

### Bill Selby

**Southern Miss:** 1991-92  
**Drafted:** 13th round (Boston, 1992)  
**Major League Debut:** April 19, 1996  
**1996:** Boston Red Sox  
**2000:** Cleveland Indians  
**2001:** Cincinnati Reds  
**2002-03:** Cleveland Indians

### Fred Waters

**Southern Miss:** 1947-48  
**Major League Debut:** Sept. 20, 1955  
**1955-56:** Pittsburgh Pirates  
**Participated in the 1959 World Series**

### Kevin Young

**Southern Miss:** 1990  
**Drafted:** 15th Round (Pittsburgh, 1990)  
**Major League Debut:** July 12, 1992  
**1992-95:** Pittsburgh Pirates  
**1996:** Kansas City Royals  
**1997-2003:** Pittsburgh Pirates

# 2017 Southern Miss Baseball Schedule

| Date             | Day            | Opponent               | Site                          | Time              |
|------------------|----------------|------------------------|-------------------------------|-------------------|
| <b>Friday</b>    | <b>Feb. 17</b> | <b>Northeastern</b>    | <b>Pete Taylor Park</b>       | <b>4 p.m.</b>     |
| <b>Saturday</b>  | <b>Feb. 18</b> | <b>Northeastern</b>    | <b>Pete Taylor Park</b>       | <b>1 p.m.</b>     |
| <b>Sunday</b>    | <b>Feb. 19</b> | <b>Northeastern</b>    | <b>Pete Taylor Park</b>       | <b>1 p.m.</b>     |
| Tuesday          | Feb. 21        | Alabama                | Tuscaloosa, Ala.              | 6 p.m.            |
| <b>Friday</b>    | <b>Feb. 24</b> | <b>Evansville</b>      | <b>Pete Taylor Park</b>       | <b>6 p.m.</b>     |
| <b>Saturday</b>  | <b>Feb. 25</b> | <b>Evansville</b>      | <b>Pete Taylor Park</b>       | <b>2 p.m.</b>     |
| <b>Sunday</b>    | <b>Feb. 26</b> | <b>Evansville</b>      | <b>Pete Taylor Park</b>       | <b>1 p.m.</b>     |
| <b>Wednesday</b> | <b>Mar. 1</b>  | <b>Tulane</b>          | <b>Pete Taylor Park</b>       | <b>6 p.m.</b>     |
| Friday           | Mar. 3         | UL Lafayette           | Lafayette, La.                | 6 p.m.            |
| Saturday         | Mar. 4         | UL Lafayette           | Lafayette, La.                | 2 p.m.            |
| Sunday           | Mar. 5         | UL Lafayette           | Lafayette, La.                | 1 p.m.            |
| Tuesday          | Mar. 7         | New Orleans            | New Orleans, La.              | 6:30 p.m.         |
| <b>Friday</b>    | <b>Mar. 10</b> | <b>Xavier</b>          | <b>Pete Taylor Park</b>       | <b>6 p.m.</b>     |
| <b>Saturday</b>  | <b>Mar. 11</b> | <b>Xavier</b>          | <b>Pete Taylor Park</b>       | <b>2 p.m.</b>     |
| <b>Sunday</b>    | <b>Mar. 12</b> | <b>Xavier</b>          | <b>Pete Taylor Park</b>       | <b>11 a.m.</b>    |
| <b>Tuesday</b>   | <b>Mar. 14</b> | <b>Columbia</b>        | <b>Pete Taylor Park</b>       | <b>6 p.m.</b>     |
| <b>Wednesday</b> | <b>Mar. 15</b> | <b>Columbia</b>        | <b>Pete Taylor Park</b>       | <b>6 p.m.</b>     |
| Friday           | Mar. 17        | Louisiana Tech*        | Ruston, La.                   | 6 p.m.            |
| Saturday         | Mar. 18        | Louisiana Tech*        | Ruston, La.                   | 2 p.m.            |
| Sunday           | Mar. 19        | Louisiana Tech*        | Ruston, La.                   | 1 p.m.            |
| Tuesday          | Mar. 21        | Mississippi State      | Pearl, Miss. (Trustmark Park) | 6:30 p.m.         |
| <b>Friday</b>    | <b>Mar. 24</b> | <b>Marshall*</b>       | <b>Pete Taylor Park</b>       | <b>6 p.m.</b>     |
| <b>Saturday</b>  | <b>Mar. 25</b> | <b>Marshall*</b>       | <b>Pete Taylor Park</b>       | <b>2 p.m.</b>     |
| <b>Sunday</b>    | <b>Mar. 26</b> | <b>Marshall*</b>       | <b>Pete Taylor Park</b>       | <b>11 a.m.</b>    |
| <b>Tuesday</b>   | <b>Mar. 28</b> | <b>South Alabama</b>   | <b>Pete Taylor Park</b>       | <b>6 p.m.</b>     |
| <b>Wednesday</b> | <b>Mar. 29</b> | <b>New Orleans</b>     | <b>Pete Taylor Park</b>       | <b>6 p.m.</b>     |
| Friday           | Mar. 31        | WKU*                   | Bowling Green, Ky.            | 5 p.m.            |
| Saturday         | Apr. 1         | WKU*                   | Bowling Green, Ky.            | 1 p.m.            |
| Sunday           | Apr. 2         | WKU*                   | Bowling Green, Ky.            | 1 p.m.            |
| Tuesday          | Apr. 4         | Ole Miss               | Pearl, Miss. (Trustmark Park) | 6:30 p.m.         |
| <b>Friday</b>    | <b>Apr. 7</b>  | <b>FIU*</b>            | <b>Pete Taylor Park</b>       | <b>6 p.m.</b>     |
| <b>Saturday</b>  | <b>Apr. 8</b>  | <b>FIU*</b>            | <b>Pete Taylor Park</b>       | <b>2 p.m.</b>     |
| <b>Sunday</b>    | <b>Apr. 9</b>  | <b>FIU*</b>            | <b>Pete Taylor Park</b>       | <b>12 p.m.</b>    |
| <b>Tuesday</b>   | <b>Apr. 11</b> | <b>Ole Miss</b>        | <b>Pete Taylor Park</b>       | <b>7 p.m.</b>     |
| Friday           | Apr. 14        | Rice*                  | Houston, Texas                | 6:30 p.m.         |
| Saturday         | Apr. 15        | Rice*                  | Houston, Texas                | 2 p.m.            |
| Sunday           | Apr. 16        | Rice*                  | Houston, Texas                | 1 p.m.            |
| Tuesday          | Apr. 18        | Nicholls State         | Biloxi, Miss. (MGM Park)      | 7:05 p.m.         |
| Wednesday        | Apr. 19        | Tulane                 | New Orleans, La.              | 6:30 p.m.         |
| <b>Friday</b>    | <b>Apr. 21</b> | <b>Old Dominion*</b>   | <b>Pete Taylor Park</b>       | <b>6 p.m.</b>     |
| <b>Saturday</b>  | <b>Apr. 22</b> | <b>Old Dominion*</b>   | <b>Pete Taylor Park</b>       | <b>4 p.m.</b>     |
| <b>Sunday</b>    | <b>Apr. 23</b> | <b>Old Dominion*</b>   | <b>Pete Taylor Park</b>       | <b>10:30 a.m.</b> |
| Tuesday          | Apr. 25        | South Alabama          | Mobile, Ala.                  | 6:30 p.m.         |
| Friday           | Apr. 28        | Middle Tennessee*      | Murfreesboro, Tenn.           | 6 p.m.            |
| Saturday         | Apr. 29        | Middle Tennessee*      | Murfreesboro, Tenn.           | 4 p.m.            |
| Sunday           | Apr. 30        | Middle Tennessee*      | Murfreesboro, Tenn.           | 1 p.m.            |
| <b>Friday</b>    | <b>May 5</b>   | <b>FAU*</b>            | <b>Pete Taylor Park</b>       | <b>6 p.m.</b>     |
| <b>Saturday</b>  | <b>May 6</b>   | <b>FAU*</b>            | <b>Pete Taylor Park</b>       | <b>2 p.m.</b>     |
| <b>Sunday</b>    | <b>May 7</b>   | <b>FAU*</b>            | <b>Pete Taylor Park</b>       | <b>1 p.m.</b>     |
| <b>Friday</b>    | <b>May 12</b>  | <b>UAB*</b>            | <b>Pete Taylor Park</b>       | <b>6 p.m.</b>     |
| <b>Saturday</b>  | <b>May 13</b>  | <b>UAB*</b>            | <b>Pete Taylor Park</b>       | <b>2 p.m.</b>     |
| <b>Sunday</b>    | <b>May 14</b>  | <b>UAB*</b>            | <b>Pete Taylor Park</b>       | <b>1 p.m.</b>     |
| Tuesday          | May 16         | Southeastern Louisiana | Biloxi, Miss. (MGM Park)      | 7:05 p.m.         |
| Thursday         | May 18         | UTSA*                  | San Antonio, Texas            | 6 p.m.            |
| Friday           | May 19         | UTSA*                  | San Antonio, Texas            | 6 p.m.            |
| Saturday         | May 20         | UTSA*                  | San Antonio, Texas            | 11:30 a.m.        |
| Wed.-Sun.        | May 24-28      | C-USA Championship     | Biloxi, Miss. (MGM Park)      | TBA               |

Game times Central; Home Games in **Bold**; \* Conference USA game; Schedule subject to change