

Resultados Oficiais
Resultados Oficiales
Results Book



PARAPAN
RIO 2007



**Americas
Paralympic
Committee**



Atletismo
Atletismo
Athletics





Results

Resultados / Resultados

WORLD RECORD	11.29 PRADO Lucas	BRA	Rio de Janeiro (BRA)	13 AUG 2007
PARA-PANAM RECORD	11.29 PRADO Lucas	BRA	Rio de Janeiro (BRA)	13 AUG 2007

FINAL A Start Time: 14:40

Wind: +0.1 m/s

Rk	Bib Name	Class	NPC Code	Date of Birth	Lane	Reaction	Fn	Result
1	101 PRADO Lucas	T11	BRA	27 MAY 1985	3	0.195		11.29 =WR
2	74 GOMES Felipe	T11	BRA	26 APR 1986	5	0.203		11.66
3	91 NETO Hilário	T11	BRA	14 MAY 1982	1	0.172		11.72
4	250 RICE ARGUELLES Félix	T11	CUB	2 APR 1989	7	0.153		11.74

FINAL B Start Time: 14:50

Wind: +0.8 m/s

Rk	Bib Name	Class	NPC Code	Date of Birth	Lane	Reaction	Fn	Result
1	529 FERRER Fernando	T11	VEN	31 OCT 1978	5	0.217		11.87
2	213 ARCE OROZCO Delfo Jesus	T11	COL	19 SEP 1980	1	0.177		12.18
3	537 ORTEGA Arquimedes	T11	VEN	21 MAY 1985	3	0.161		12.25
4	5 BENITEZ Leandro	T11	ARG	7 APR 1989	7	0.199		12.46

Legend:

=WR Equal World Record Fn False start Rk Rank



Results

Resultados / Resultados

WORLD RECORD	11.29 PRADO Lucas	BRA	Rio de Janeiro (BRA)	13 AUG 2007
PARA-PANAM RECORD	11.29 PRADO Lucas	BRA	Rio de Janeiro (BRA)	13 AUG 2007

Wind: +0.1 m/s

Rk	Bib	Name	Class	NPC Code	Date of Birth	Lane	Reaction	Fn	Result
1	101	PRADO Lucas	T11	BRA	27 MAY 1985	3	0.195		11.29 =WR
2	74	GOMES Felipe	T11	BRA	26 APR 1986	5	0.203		11.66
3	91	NETO Hilário	T11	BRA	14 MAY 1982	1	0.172		11.72
4	250	RICE ARGUELLES Félix	T11	CUB	2 APR 1989	7	0.153		11.74

Legend:

=WR Equal World Record Fn False start Rk Rank



Results

Resultados / Resultados

WORLD RECORD	11.29 PRADO Lucas	BRA	Rio de Janeiro (BRA)	13 AUG 2007
PARA-PANAM RECORD	11.29 PRADO Lucas	BRA	Rio de Janeiro (BRA)	13 AUG 2007

Wind: +0.8 m/s

Rk	Bib	Name	Class	NPC Code	Date of Birth	Lane	Reaction	Fn	Result
1	529	FERRER Fernando	T11	VEN	31 OCT 1978	5	0.217		11.87
2	213	ARCE OROZCO Delfo Jesus	T11	COL	19 SEP 1980	1	0.177		12.18
3	537	ORTEGA Arquimedes	T11	VEN	21 MAY 1985	3	0.161		12.25
4	5	BENITEZ Leandro	T11	ARG	7 APR 1989	7	0.199		12.46

Legend:

Fn False start **Rk** Rank



Results Summary

Resumen de resultados / Resumo dos Resultados

WORLD RECORD	11.29 PRADO Lucas	BRA Rio de Janeiro (BRA)	13 AUG 2007
PARA-PANAM RECORD	11.29 PRADO Lucas	BRA Rio de Janeiro (BRA)	13 AUG 2007

Rank	Bib	Name	Class	NPC Code	Heat	Lane	Position	Wind	Time	
1	101	PRADO Lucas	T11	BRA	1	3	1	+0.1	11.29	=WR
2	74	GOMES Felipe	T11	BRA	1	5	2	+0.1	11.66	
3	91	NETO Hilário	T11	BRA	1	1	3	+0.1	11.72	
4	250	RICE ARGUELLES Félix	T11	CUB	1	7	4	+0.1	11.74	
5	529	FERRER Fernando	T11	VEN	2	5	1	+0.8	11.87	
6	213	ARCE OROZCO Delfo Jesus	T11	COL	2	1	2	+0.8	12.18	
7	537	ORTEGA Arquimedes	T11	VEN	2	3	3	+0.8	12.25	
8	5	BENITEZ Leandro	T11	ARG	2	7	4	+0.8	12.46	

Note:
These athletes are sorted on performance

Legend:
=WR Equal World Record



Results

Resultados / Resultados

WORLD RECORD	11.37 ARMANDO Jose	ANG Athens (GRE)	21 SEP 2004
PARA-PANAM RECORD	11.39 PRADO Lucas	BRA Rio de Janeiro (BRA)	13 AUG 2007

SEMIFINAL 1 Start Time: 18:22

Wind: +1.0 m/s

Rk	Bib Name	Class	NPC Code	Date of Birth	Lane	Reaction	Fn	Result
1	101 PRADO Lucas	T11	BRA	27 MAY 1985	5	0.207	F2	11.29 Q WR
2	91 NETO Hilário	T11	BRA	14 MAY 1982	3	0.180	F1	11.65 q
3	537 ORTEGA Arquimedes	T11	VEN	21 MAY 1985	7	0.202		12.09
4	213 ARCE OROZCO Delfo Jesus	T11	COL	19 SEP 1980	1	0.160		12.68

SEMIFINAL 2 Start Time: 18:32

Wind: +1.0 m/s

Rk	Bib Name	Class	NPC Code	Date of Birth	Lane	Reaction	Fn	Result
1	74 GOMES Felipe	T11	BRA	26 APR 1986	5	0.204		11.56 Q
2	250 RICE ARGUELLES Félix	T11	CUB	2 APR 1989	3	0.181		11.76 q
3	529 FERRER Fernando	T11	VEN	31 OCT 1978	7	0.205		11.88
4	5 BENITEZ Leandro	T11	ARG	7 APR 1989	1			12.53

Qualification: First 1 in each heat (Q) and the next 2 fastest to FINAL A(q) and next 4 fastest advance to the FINAL B

Legend:

Fn	False start	q	Qualified by result	Q	Qualified by place	Rk	Rank
WR	World Record						



Results

Resultados / Resultados

WORLD RECORD	11.37 ARMANDO Jose	ANG Athens (GRE)	21 SEP 2004
PARA-PANAM RECORD	11.39 PRADO Lucas	BRA Rio de Janeiro (BRA)	13 AUG 2007

Wind: +1.0 m/s

Rk	Bib	Name	Class	NPC Code	Date of Birth	Lane	Reaction	Fn	Result		
1	101	PRADO Lucas	T11	BRA	27 MAY 1985	5	0.207	F2	11.29	Q	WR
2	91	NETO Hilário	T11	BRA	14 MAY 1982	3	0.180	F1	11.65		
3	537	ORTEGA Arquimedez	T11	VEN	21 MAY 1985	7	0.202		12.09		
4	213	ARCE OROZCO Delfo Jesus	T11	COL	19 SEP 1980	1	0.160		12.68		

Qualification: First 1 in each heat (Q) and the next 2 fastest to FINAL A(q) and next 4 fastest advance to the FINAL B

Legend:

Fn	False start	Q	Qualified by place	Rk	Rank	WR	World Record
-----------	-------------	----------	--------------------	-----------	------	-----------	--------------



Results

Resultados / Resultados

WORLD RECORD	11.29 PRADO Lucas	BRA	Rio de Janeiro (BRA)	13 AUG 2007
PARA-PANAM RECORD	11.29 PRADO Lucas	BRA	Rio de Janeiro (BRA)	13 AUG 2007

Wind: +1.0 m/s

Rk	Bib	Name	Class	NPC Code	Date of Birth	Lane	Reaction	Fn	Result
1	74	GOMES Felipe	T11	BRA	26 APR 1986	5	0.204		11.56 Q
2	250	RICE ARGUELLES Félix	T11	CUB	2 APR 1989	3	0.181		11.76 q
3	529	FERRER Fernando	T11	VEN	31 OCT 1978	7	0.205		11.88 q
4	5	BENITEZ Leandro	T11	ARG	7 APR 1989	1			12.53 q

Qualification: First 1 in each heat (Q) and the next 2 fastest to FINAL A(q) and next 4 fastest advance to the FINAL B

Legend:

Fn	False start	Q	Qualified by place	q	Qualified by result	Rk	Rank
-----------	-------------	----------	--------------------	----------	---------------------	-----------	------



Results Summary

Resumen de resultados / Resumo dos Resultados

WORLD RECORD	11.37	ARMANDO Jose	ANG Athens (GRE)	21 SEP 2004
PARA-PANAM RECORD	11.39	PRADO Lucas	BRA Rio de Janeiro (BRA)	13 AUG 2007

Rank	Bib	Name	Class	NPC Code	Heat	Lane	Position	Wind	Time	
1	101	PRADO Lucas	T11	BRA	1	5	1	+1.0	11.29	Q WR
2	74	GOMES Felipe	T11	BRA	2	5	1	+1.0	11.56	Q
3	91	NETO Hilário	T11	BRA	1	3	2	+1.0	11.65	q
4	250	RICE ARGUELLES Félix	T11	CUB	2	3	2	+1.0	11.76	q
5	529	FERRER Fernando	T11	VEN	2	7	3	+1.0	11.88	
6	537	ORTEGA Arquimedez	T11	VEN	1	7	3	+1.0	12.09	
7	5	BENITEZ Leandro	T11	ARG	2	1	4	+1.0	12.53	
8	213	ARCE OROZCO Delfo Jesus	T11	COL	1	1	4	+1.0	12.68	

Qualification: First 1 in each heat (Q) and the next 2 fastest to FINAL A(q) and next 4 fastest advance to the FINAL B

Note:
These athletes are sorted on performance

Legend:
Q Qualified by place q Qualified by result WR World Record



Results

Resultados / Resultados

WORLD RECORD	11.37	ARMANDO Jose	ANG Athens (GRE)	21 SEP 2004
PARA-PANAM RECORD	11.41	PORTER Nelacey	USA Assen (NED)	4 SEP 2006

HEAT 1 Start Time: 14:00

Wind: +1.0 m/s

Rk	Bib Name	Class	NPC Code	Date of Birth	Lane	Reaction	Fn	Result
1	250 RICE ARGUELLES Félix	T11	CUB	2 APR 1989	5	0.179		11.73 Q
2	213 ARCE OROZCO Delfo Jesus	T11	COL	19 SEP 1980	7	0.184		12.40 q
3	292 GARCIA ZEPEDA Max	T11	HON	8 JUN 1972	1			18.20
	518 CAMACHO Jose	T11	VEN	29 SEP 1971	3			DNS

HEAT 2 Start Time: 14:10

Wind: +0.7 m/s

Rk	Bib Name	Class	NPC Code	Date of Birth	Lane	Reaction	Fn	Result
1	101 PRADO Lucas	T11	BRA	27 MAY 1985	5	0.194		11.39 Q PR
2	529 FERRER Fernando	T11	VEN	31 OCT 1978	7	0.244		11.99 q
3	5 BENITEZ Leandro	T11	ARG	7 APR 1989	3	0.187		12.28 q
4	408 BORDA DIAZ Marc	T11	PER	2 FEB 1973	1	0.186		13.37

HEAT 3 Start Time: 14:20

Wind: +1.4 m/s

Rk	Bib Name	Class	NPC Code	Date of Birth	Lane	Reaction	Fn	Result
1	74 GOMES Felipe	T11	BRA	26 APR 1986	5	0.192		11.52 Q
2	537 ORTEGA Arquimedes	T11	VEN	21 MAY 1985	3	0.196		12.17 q
3	293 HERNANDEZ OLIVA Luis Carlos	T11	HON	5 NOV 1990	1	0.382		14.19
4	165 DUNKERLEY Jonathan	T11	CAN	5 MAY 1980	7	0.194		20.88

HEAT 4 Start Time: 14:30

Wind: -0.7 m/s

Rk	Bib Name	Class	NPC Code	Date of Birth	Lane	Reaction	Fn	Result
1	91 NETO Hilário	T11	BRA	14 MAY 1982	5	0.191		11.78 Q
2	218 RODRIGUEZ GONZALEZ Edwin	T11	COL	8 MAR 1988	3	0.264		12.94
3	282 ESPINOZA MANCILLA Juan Pablo	T11	GUA	14 FEB 1987	7	0.338		13.15

Qualification: First 1 in each heat (Q) and the next 4 fastest (q) advance to the Semifinal

Legend:

DNS	Did not Start	Fn	False start	PR	Para-Panam Record	q	Qualified by result
Q	Qualified by place	Rk	Rank				



Results Summary

Resumen de resultados / Resumo dos Resultados

WORLD RECORD	11.37	ARMANDO Jose	ANG Athens (GRE)	21 SEP 2004
PARA-PANAM RECORD	11.41	PORTER Nelacey	USA Assen (NED)	4 SEP 2006

Rank	Bib	Name	Class	NPC Code	Heat	Lane	Position	Wind	Time	
1	101	PRADO Lucas	T11	BRA	2	5	1	+0.7	11.39	Q PR
2	74	GOMES Felipe	T11	BRA	3	5	1	+1.4	11.52	Q
3	250	RICE ARGUELLES Félix	T11	CUB	1	5	1	+1.0	11.73	Q
4	91	NETO Hilário	T11	BRA	4	5	1	-0.7	11.78	Q
5	529	FERRER Fernando	T11	VEN	2	7	2	+0.7	11.99	q
6	537	ORTEGA Arquimedez	T11	VEN	3	3	2	+1.4	12.17	q
7	5	BENITEZ Leandro	T11	ARG	2	3	3	+0.7	12.28	q
8	213	ARCE OROZCO Delfo Jesus	T11	COL	1	7	2	+1.0	12.40	q
9	218	RODRIGUEZ GONZALEZ Edwin	T11	COL	4	3	2	-0.7	12.94	
10	282	ESPINOZA MANCILLA Juan Pablo	T11	GUA	4	7	3	-0.7	13.15	
11	408	BORDA DIAZ Marc	T11	PER	2	1	4	+0.7	13.37	
12	293	HERNANDEZ OLIVA Luis Carlos	T11	HON	3	1	3	+1.4	14.19	
13	292	GARCIA ZEPEDA Max	T11	HON	1	1	3	+1.0	18.20	
14	165	DUNKERLEY Jonathan	T11	CAN	3	7	4	+1.4	20.88	
	518	CAMACHO Jose	T11	VEN	1	3			DNS	

Qualification: First 1 in each heat (Q) and the next 4 fastest (q) advance to the Semifinal

Note:
These athletes are sorted on performance

Legend:
DNS Did not Start **PR** Para-Panam Record **q** Qualified by result **Q** Qualified by place



Results

Resultados / Resultados

WORLD RECORD	11.37 ARMANDO Jose	ANG Athens (GRE)	21 SEP 2004
PARA-PANAM RECORD	11.41 PORTER Nelacey	USA Assen (NED)	4 SEP 2006

Wind: +1.0 m/s

Rk	Bib	Name	Class	NPC Code	Date of Birth	Lane	Reaction	Fn	Result
1	250	RICE ARGUELLES Félix	T11	CUB	2 APR 1989	5	0.179		11.73 Q
2	213	ARCE OROZCO Delfo Jesus	T11	COL	19 SEP 1980	7	0.184		12.40
3	292	GARCIA ZEPEDA Max	T11	HON	8 JUN 1972	1			18.20
	518	CAMACHO Jose	T11	VEN	29 SEP 1971	3			DNS

Qualification: First 1 in each heat (Q) and the next 4 fastest (q) advance to the Semifinal

Legend:

DNS Did not Start **Fn** False start **Q** Qualified by place **Rk** Rank



Results

Resultados / Resultados

WORLD RECORD	11.37	ARMANDO Jose	ANG Athens (GRE)	21 SEP 2004
PARA-PANAM RECORD	11.41	PORTER Nelacey	USA Assen (NED)	4 SEP 2006

Wind: +0.7 m/s

Rk	Bib	Name	Class	NPC Code	Date of Birth	Lane	Reaction	Fn	Result
1	101	PRADO Lucas	T11	BRA	27 MAY 1985	5	0.194		11.39 Q PR
2	529	FERRER Fernando	T11	VEN	31 OCT 1978	7	0.244		11.99
3	5	BENITEZ Leandro	T11	ARG	7 APR 1989	3	0.187		12.28
4	408	BORDA DIAZ Marc	T11	PER	2 FEB 1973	1	0.186		13.37

Qualification: First 1 in each heat (Q) and the next 4 fastest (q) advance to the Semifinal

Legend:

Fn	False start	PR	Para-Panam Record	Q	Qualified by place	Rk	Rank
-----------	-------------	-----------	-------------------	----------	--------------------	-----------	------



Results

Resultados / Resultados

WORLD RECORD	11.37	ARMANDO Jose	ANG Athens (GRE)	21 SEP 2004
PARA-PANAM RECORD	11.39	PRADO Lucas	BRA Rio de Janeiro (BRA)	13 AUG 2007

Wind: +1.4 m/s

Rk	Bib	Name	Class	NPC Code	Date of Birth	Lane	Reaction	Fn	Result
1	74	GOMES Felipe	T11	BRA	26 APR 1986	5	0.192		11.52 Q
2	537	ORTEGA Arquimedes	T11	VEN	21 MAY 1985	3	0.196		12.17
3	293	HERNANDEZ OLIVA Luis Carlos	T11	HON	5 NOV 1990	1	0.382		14.19
4	165	DUNKERLEY Jonathan	T11	CAN	5 MAY 1980	7	0.194		20.88

Qualification: First 1 in each heat (Q) and the next 4 fastest (q) advance to the Semifinal

Legend:

Fn False start **Q** Qualified by place **Rk** Rank



Results

Resultados / Resultados

WORLD RECORD	11.37	ARMANDO Jose	ANG	Athens (GRE)	21 SEP 2004
PARA-PANAM RECORD	11.39	PRADO Lucas	BRA	Rio de Janeiro (BRA)	13 AUG 2007

Wind: -0.7 m/s

Rk	Bib	Name	Class	NPC Code	Date of Birth	Lane	Reaction	Fn	Result
1	91	NETO Hilário	T11	BRA	14 MAY 1982	5	0.191		11.78 Q
2	218	RODRIGUEZ GONZALEZ Edwin	T11	COL	8 MAR 1988	3	0.264		12.94
3	282	ESPINOZA MANCILLA Juan Pablo	T11	GUA	14 FEB 1987	7	0.338		13.15

Qualification: First 1 in each heat (Q) and the next 4 fastest (q) advance to the Semifinal

Legend:

Fn False start **Q** Qualified by place **Rk** Rank



Results

Resultados / Resultados

WORLD RECORD	10.75 ADESOJI Adekundo	NGR Athens (GRE)	22 SEP 2004
PARA-PANAM RECORD	10.96 SANTANA Ricardo	VEN Athens (GRE)	22 SEP 2004

FINAL A Start Time: 12:45

Wind: +0.5 m/s

Rk	Bib Name	Class	NPC Code	Date of Birth	Lane	Reaction	Fn	Result
1	251 ROQUE ROSABAL Julio Alberto	T12	CUB	8 JUN 1984	3	0.150		11.11
2	88 MORAES Pedro	T12	BRA	28 AUG 1973	5	0.429		11.20
3	455 JAMISON Josiah	T12	USA	18 AUG 1982	1	0.150		11.22
4	119 SOUZA Júlio	T12	BRA	19 FEB 1977	7	0.171		11.51

FINAL B Start Time: 12:37

Wind: -0.3 m/s

Rk	Bib Name	Class	NPC Code	Date of Birth	Lane	Reaction	Fn	Result
1	547 SILVA Yordanis	T12	VEN	4 JAN 1986	5	0.229		11.83
2	21 RODRIGUEZ Federico	T12	ARG	27 APR 1987	1	0.207		11.96
3	424 MISASI Biondi	T12	SUR	27 OCT 1990	7	0.190		12.09
	545 SANTANA ACOSTA Ricardo Jose	T12	VEN	17 MAR 1982	3			DNS

Legend:

DNS Did not Start **Fn** False start **Rk** Rank



Results Summary

Resumen de resultados / Resumo dos Resultados

WORLD RECORD	10.75 ADESOJI Adekundo	NGR Athens (GRE)	22 SEP 2004
PARA-PANAM RECORD	10.96 SANTANA Ricardo	VEN Athens (GRE)	22 SEP 2004

Rank	Bib	Name	Class	NPC Code	Heat	Lane	Position	Wind	Time
1	251	ROQUE ROSABAL Julio Alberto	T12	CUB	1	3	1	+0.5	11.11
2	88	MORAES Pedro	T12	BRA	1	5	2	+0.5	11.20
3	455	JAMISON Josiah	T12	USA	1	1	3	+0.5	11.22
4	119	SOUZA Júlio	T12	BRA	1	7	4	+0.5	11.51
5	547	SILVA Yordanis	T12	VEN	2	5	1	-0.3	11.83
6	21	RODRIGUEZ Federico	T12	ARG	2	1	2	-0.3	11.96
7	424	MISASI Biondi	T12	SUR	2	7	3	-0.3	12.09
	545	SANTANA ACOSTA Ricardo Jose	T12	VEN	2	3			DNS

Note:
These athletes are sorted on performance

Legend:
DNS Did not Start



Results

Resultados / Resultados

WORLD RECORD	10.75 ADESOJI Adekundo	NGR Athens (GRE)	22 SEP 2004
PARA-PANAM RECORD	10.96 SANTANA Ricardo	VEN Athens (GRE)	22 SEP 2004

Wind: +0.5 m/s

Rk	Bib	Name	Class	NPC Code	Date of Birth	Lane	Reaction	Fn	Result
1	251	ROQUE ROSABAL Julio Alberto	T12	CUB	8 JUN 1984	3	0.150		11.11
2	88	MORAES Pedro	T12	BRA	28 AUG 1973	5	0.429		11.20
3	455	JAMISON Josiah	T12	USA	18 AUG 1982	1	0.150		11.22
4	119	SOUZA Júlio	T12	BRA	19 FEB 1977	7	0.171		11.51

Legend:

Fn False start **Rk** Rank



Results

Resultados / Resultados

WORLD RECORD	10.75 ADESOJI Adekundo	NGR Athens (GRE)	22 SEP 2004
PARA-PANAM RECORD	10.96 SANTANA Ricardo	VEN Athens (GRE)	22 SEP 2004

Wind: -0.3 m/s

Rk	Bib	Name	Class	NPC Code	Date of Birth	Lane	Reaction	Fn	Result
1	547	SILVA Yordanis	T12	VEN	4 JAN 1986	5	0.229		11.83
2	21	RODRIGUEZ Federico	T12	ARG	27 APR 1987	1	0.207		11.96
3	424	MISASI Biondi	T12	SUR	27 OCT 1990	7	0.190		12.09
	545	SANTANA ACOSTA Ricardo Jose	T12	VEN	17 MAR 1982	3			DNS

Legend:

DNS Did not Start **Fn** False start **Rk** Rank



Results

Resultados / Resultados

WORLD RECORD	10.75 ADESOJI Adekundo	NGR Athens (GRE)	22 SEP 2004
PARA-PANAM RECORD	10.96 SANTANA Ricardo	VEN Athens (GRE)	22 SEP 2004

SEMIFINAL 1 Start Time: 9:05

Wind: +0.1 m/s

Rk	Bib Name	Class	NPC Code	Date of Birth	Lane	Reaction	Fn	Result
1	251 ROQUE ROSABAL Julio Alberto	T12	CUB	8 JUN 1984	3	0.200		11.20 Q
2	455 JAMISON Josiah	T12	USA	18 AUG 1982	5	0.196		11.43 q
3	119 SOUZA Júlio	T12	BRA	19 FEB 1977	1	0.174		11.62 q
4	21 RODRIGUEZ Federico	T12	ARG	27 APR 1987	7	0.258		12.03

SEMIFINAL 2 Start Time: 9:14

Wind: -0.2 m/s

Rk	Bib Name	Class	NPC Code	Date of Birth	Lane	Reaction	Fn	Result
1	88 MORAES Pedro	T12	BRA	28 AUG 1973	3	0.212		11.26 Q
2	545 SANTANA ACOSTA Ricardo Jose	T12	VEN	17 MAR 1982	5	0.164		11.62
3	547 SILVA Yordanis	T12	VEN	4 JAN 1986	1	0.261		12.01
4	424 MISASI Biondi	T12	SUR	27 OCT 1990	7	0.156		12.04

Qualification: First 1 in each heat (Q) and the next 2 fastest (q) advance to the Final

Legend:

Fn False start **Q** Qualified by place **q** Qualified by result **Rk** Rank



Results Summary

Resumen de resultados / Resumo dos Resultados

WORLD RECORD	10.75 ADESOJI Adekundo	NGR Athens (GRE)	22 SEP 2004
PARA-PANAM RECORD	10.96 SANTANA Ricardo	VEN Athens (GRE)	22 SEP 2004

Rank	Bib	Name	Class	NPC Code	Heat	Lane	Position	Wind	Time
1	251	ROQUE ROSABAL Julio Alberto	T12	CUB	1	3	1	+0.1	11.20 Q
2	88	MORAES Pedro	T12	BRA	2	3	1	-0.2	11.26 Q
3	455	JAMISON Josiah	T12	USA	1	5	2	+0.1	11.43 q
4	545	SANTANA ACOSTA Ricardo Jose	T12	VEN	2	5	2	-0.2	11.62
4	119	SOUZA Júlio	T12	BRA	1	1	3	+0.1	11.62 q
6	547	SILVA Yordanis	T12	VEN	2	1	3	-0.2	12.01
7	21	RODRIGUEZ Federico	T12	ARG	1	7	4	+0.1	12.03
8	424	MISASI Biondi	T12	SUR	2	7	4	-0.2	12.04

Qualification: First 1 in each heat (Q) and the next 2 fastest (q) advance to the Final

Note:
These athletes are sorted on performance

Legend:
q Qualified by result Q Qualified by place



Results

Resultados / Resultados

WORLD RECORD	10.75 ADESOJI Adekundo	NGR Athens (GRE)	22 SEP 2004
PARA-PANAM RECORD	10.96 SANTANA Ricardo	VEN Athens (GRE)	22 SEP 2004

Wind: +0.1 m/s

Rk	Bib	Name	Class	NPC Code	Date of Birth	Lane	Reaction	Fn	Result
1	251	ROQUE ROSABAL Julio Alberto	T12	CUB	8 JUN 1984	3	0.200		11.20 Q
2	455	JAMISON Josiah	T12	USA	18 AUG 1982	5	0.196		11.43
3	119	SOUZA Júlio	T12	BRA	19 FEB 1977	1	0.174		11.62
4	21	RODRIGUEZ Federico	T12	ARG	27 APR 1987	7	0.258		12.03

Qualification: First 1 in each heat (Q) and the next 2 fastest (q) advance to the Final

Legend:

Fn False start **Q** Qualified by place **Rk** Rank



Results

Resultados / Resultados

WORLD RECORD	10.75 ADESOJI Adekundo	NGR Athens (GRE)	22 SEP 2004
PARA-PANAM RECORD	10.96 SANTANA Ricardo	VEN Athens (GRE)	22 SEP 2004

Wind: -0.2 m/s

Rk	Bib	Name	Class	NPC Code	Date of Birth	Lane	Reaction	Fn	Result
1	88	MORAES Pedro	T12	BRA	28 AUG 1973	3	0.212		11.26 Q
2	545	SANTANA ACOSTA Ricardo Jose	T12	VEN	17 MAR 1982	5	0.164		11.62
3	547	SILVA Yordanis	T12	VEN	4 JAN 1986	1	0.261		12.01
4	424	MISASI Biondi	T12	SUR	27 OCT 1990	7	0.156		12.04

Qualification: First 1 in each heat (Q) and the next 2 fastest (q) advance to the Final

Legend:

Fn False start **Q** Qualified by place **Rk** Rank



Results

Resultados / Resultados

WORLD RECORD	10.75 ADESOJI Adekundo	NGR Athens (GRE)	22 SEP 2004
PARA-PANAM RECORD	10.96 SANTANA Ricardo	VEN Athens (GRE)	22 SEP 2004

HEAT 1 Start Time: 15:59

Wind: -0.1 m/s

Rk	Bib Name	Class	NPC Code	Date of Birth	Lane	Reaction	Fn	Result
1	88 MORAES Pedro	T12	BRA	28 AUG 1973	3	0.169		11.25 Q
2	424 MISASI Biondi	T12	SUR	27 OCT 1990	5	0.185		12.00 q
3	259 OLIVERO ENCARNACIÓN Alfonso	T12	DOM	4 MAY 1970	7	0.160		13.16

HEAT 2 Start Time: 16:11

Wind: +0.6 m/s

Rk	Bib Name	Class	NPC Code	Date of Birth	Lane	Reaction	Fn	Result
1	455 JAMISON Josiah	T12	USA	18 AUG 1982	3	0.174		11.29 Q
2	21 RODRIGUEZ Federico	T12	ARG	27 APR 1987	5	0.207		11.84 q
3	215 CASTILLO RODRIGUEZ Erwin Jadir	T12	COL	21 NOV 1986	1	0.229		12.10
4	258 MARTINEZ GONZALEZ Breylin	T12	DOM	23 JUL 1979	7	0.170		13.08

HEAT 3 Start Time: 16:20

Wind: +1.0 m/s

Rk	Bib Name	Class	NPC Code	Date of Birth	Lane	Reaction	Fn	Result
1	545 SANTANA ACOSTA Ricardo Jose	T12	VEN	17 MAR 1982	3	0.181		11.40 Q
2	119 SOUZA Júlio	T12	BRA	19 FEB 1977	5	0.189		11.54 q
3	411 GOMEZ SANDOVAL Miguel	T12	PER	29 SEP 1977	7	0.188		13.27

HEAT 4 Start Time: 16:29

Wind: +0.1 m/s

Rk	Bib Name	Class	NPC Code	Date of Birth	Lane	Reaction	Fn	Result
1	251 ROQUE ROSABAL Julio Alberto	T12	CUB	8 JUN 1984	3	0.169		11.17 Q
2	547 SILVA Yordanis	T12	VEN	4 JAN 1986	5	0.241		11.81 q
3	401 ROBLES BELLORNE Pablo Alexander	T12	NCA	13 MAY 1984	7	0.198		13.80

Qualification: First 1 in each heat (Q) and the next 4 fastest (q) advance to the Semifinal

Legend:

Fn False start **Q** Qualified by place **q** Qualified by result **Rk** Rank



Results Summary

Resumen de resultados / Resumo dos Resultados

WORLD RECORD	10.75 ADESOJI Adekundo	NGR Athens (GRE)	22 SEP 2004
PARA-PANAM RECORD	10.96 SANTANA Ricardo	VEN Athens (GRE)	22 SEP 2004

Rank	Bib	Name	Class	NPC Code	Heat	Lane	Position	Wind	Time
1	251	ROQUE ROSABAL Julio Alberto	T12	CUB	4	3	1	+0.1	11.17 Q
2	88	MORAES Pedro	T12	BRA	1	3	1	-0.1	11.25 Q
3	455	JAMISON Josiah	T12	USA	2	3	1	+0.6	11.29 Q
4	545	SANTANA ACOSTA Ricardo Jose	T12	VEN	3	3	1	+1.0	11.40 Q
5	119	SOUZA Júlio	T12	BRA	3	5	2	+1.0	11.54 q
6	547	SILVA Yordanis	T12	VEN	4	5	2	+0.1	11.81 q
7	21	RODRIGUEZ Federico	T12	ARG	2	5	2	+0.6	11.84 q
8	424	MISASI Biondi	T12	SUR	1	5	2	-0.1	12.00 q
9	215	CASTILLO RODRIGUEZ Erwin Jadir	T12	COL	2	1	3	+0.6	12.10
10	258	MARTINEZ GONZALEZ Breylin	T12	DOM	2	7	4	+0.6	13.08
11	259	OLIVERO ENCARNACIÓN Alfonso	T12	DOM	1	7	3	-0.1	13.16
12	411	GOMEZ SANDOVAL Miguel	T12	PER	3	7	3	+1.0	13.27
13	401	ROBLES BELLORNE Pablo Alexander	T12	NCA	4	7	3	+0.1	13.80

Qualification: First 1 in each heat (Q) and the next 4 fastest (q) advance to the Semifinal

Note:
These athletes are sorted on performance

Legend:
q Qualified by result Q Qualified by place



Results

Resultados / Resultados

WORLD RECORD	10.75 ADESOJI Adekundo	NGR Athens (GRE)	22 SEP 2004
PARA-PANAM RECORD	10.96 SANTANA Ricardo	VEN Athens (GRE)	22 SEP 2004

Wind: -0.1 m/s

Rk	Bib	Name	Class	NPC Code	Date of Birth	Lane	Reaction	Fn	Result
1	88	MORAES Pedro	T12	BRA	28 AUG 1973	3	0.169		11.25 Q
2	424	MISASI Biondi	T12	SUR	27 OCT 1990	5	0.185		12.00
3	259	OLIVERO ENCARNACIÓN Alfonso	T12	DOM	4 MAY 1970	7	0.160		13.16

Qualification: First 1 in each heat (Q) and the next 4 fastest (q) advance to the Semifinal

Legend:

Fn False start **Q** Qualified by place **Rk** Rank



Results

Resultados / Resultados

WORLD RECORD	10.75 ADESOJI Adekundo	NGR Athens (GRE)	22 SEP 2004
PARA-PANAM RECORD	10.96 SANTANA Ricardo	VEN Athens (GRE)	22 SEP 2004

Wind: +0.6 m/s

Rk	Bib	Name	Class	NPC Code	Date of Birth	Lane	Reaction	Fn	Result
1	455	JAMISON Josiah	T12	USA	18 AUG 1982	3	0.174		11.29 Q
2	21	RODRIGUEZ Federico	T12	ARG	27 APR 1987	5	0.207		11.84
3	215	CASTILLO RODRIGUEZ Erwin Jadir	T12	COL	21 NOV 1986	1	0.229		12.10
4	258	MARTINEZ GONZALEZ Breylin	T12	DOM	23 JUL 1979	7	0.170		13.08

Qualification: First 1 in each heat (Q) and the next 4 fastest (q) advance to the Semifinal

Legend:

Fn False start **Q** Qualified by place **Rk** Rank



Results

Resultados / Resultados

WORLD RECORD	10.75 ADESOJI Adekundo	NGR Athens (GRE)	22 SEP 2004
PARA-PANAM RECORD	10.96 SANTANA Ricardo	VEN Athens (GRE)	22 SEP 2004

Wind: +1.0 m/s

Rk	Bib	Name	Class	NPC Code	Date of Birth	Lane	Reaction	Fn	Result
1	545	SANTANA ACOSTA Ricardo Jose	T12	VEN	17 MAR 1982	3	0.181		11.40 Q
2	119	SOUZA Júlio	T12	BRA	19 FEB 1977	5	0.189		11.54
3	411	GOMEZ SANDOVAL Miguel	T12	PER	29 SEP 1977	7	0.188		13.27

Qualification: First 1 in each heat (Q) and the next 4 fastest (q) advance to the Semifinal

Legend:

Fn False start **Q** Qualified by place **Rk** Rank



Results

Resultados / Resultados

WORLD RECORD	10.75 ADESOJI Adekundo	NGR Athens (GRE)	22 SEP 2004
PARA-PANAM RECORD	10.96 SANTANA Ricardo	VEN Athens (GRE)	22 SEP 2004

Wind: +0.1 m/s

Rk	Bib	Name	Class	NPC Code	Date of Birth	Lane	Reaction	Fn	Result
1	251	ROQUE ROSABAL Julio Alberto	T12	CUB	8 JUN 1984	3	0.169		11.17 Q
2	547	SILVA Yordanis	T12	VEN	4 JAN 1986	5	0.241		11.81 q
3	401	ROBLES BELLORNE Pablo Alexander	T12	NCA	13 MAY 1984	7	0.198		13.80

Qualification: First 1 in each heat (Q) and the next 4 fastest (q) advance to the Semifinal

Legend:

Fn	False start	Q	Qualified by place	q	Qualified by result	Rk	Rank
-----------	-------------	----------	--------------------	----------	---------------------	-----------	------



Results

Resultados / Resultados

WORLD RECORD	10.86 SMITH Jason	IRL Assen (NED)	6 SEP 2006
PARA-PANAM RECORD	10.98 MITCHELL Royal	USA Athens (GRE)	27 SEP 2004

Wind: -0.5 m/s

Rk	Bib	Name	Class	NPC Code	Date of Birth	Lane	Reaction	Fn	Result
1	35	ANDRADE André	T13	BRA	4 JAN 1981	5	0.160		11.17
2	462	MITCHELL Royal	T13	USA	20 NOV 1982	3	0.158		11.31
3	242	GALANO AGUILAR Luis Manuel	T13	CUB	21 AUG 1982	4	0.165	F2	11.31
4	239	DURRUTÍ HECHAVARRÍA Freddy	T13	CUB	12 FEB 1990	2	0.188	F1	11.48
5	233	BUSTAMANTE MIRANDA Irving	T13	CUB	29 SEP 1976	6	0.432		11.65
6	549	VARGAS Argenis	T13	VEN	15 DEC 1988	8	0.175		11.70
7	187	STANLEY William	T13	CAN	30 NOV 1987	7	0.188		12.02

Legend:

Fn False start **Rk** Rank



Results

Resultados / Resultados

Wind: +0.9 m/s

Rk	Bib	Name	Class	NPC Code	Date of Birth	Lane	Reaction	Fn	Result
1	338	JIMENEZ GARCIA Eduardo Alejandro	T36	MEX	30 SEP 1985	4			14.32
2	24	SEGURA Oscar	T36	ARG	20 SEP 1975	5			15.26
3	22	SCHAPIRA Daniel	T35	ARG	31 JAN 1978	3			15.68
4	11	GUERRERO Adrian	T36	ARG	11 NOV 1989	6			16.74

Legend:

Fn False start **Rk** Rank



Results

Resultados / Resultados

Wind: +1.2 m/s

Rk	Bib	Name	Class	NPC Code	Date of Birth	Lane	Reaction	Fn	Result
1	100	PINHEIRO Edson	T38	BRA	3 JUN 1979	4			11.72
2	321	CARDOZO SÁNCHEZ Benjamin	T37	MEX	30 MAY 1985	3			12.55
3	183	PHELAN Barry	T38	CAN	22 AUG 1985	5			12.56
4	112	SILVA José	T37	BRA	30 MAY 1977	2			12.57
5	7	DOMINGUEZ Mariano	T37	ARG	2 DEC 1987	6			12.99
6	25	SILVERA Matías	T37	ARG	24 DEC 1982	1			13.16
7	527	DIAZ TORREALBA Bonny	T37	VEN	29 JUL 1988	8			13.32
8	439	CHASANOFF Thomas	T38	USA	17 APR 1987	7			13.58

Legend:

Fn False start **Rk** Rank



Results

Resultados / Resultados

SEMIFINAL 1

Start Time: 17:50

Wind: -0.4 m/s

Rk	Bib Name	Class	NPC Code	Date of Birth	Lane	Reaction	Fn	Result
1	183 PHELAN Barry	T38	CAN	22 AUG 1985	4			12.71 Q
2	321 CARDOZO SÁNCHEZ Benjamin	T37	MEX	30 MAY 1985	6			12.77 Q
3	112 SILVA José	T37	BRA	30 MAY 1977	3			12.95 Q
4	25 SILVERA Matias	T37	ARG	24 DEC 1982	5			13.26 q
5	527 DIAZ TORREALBA Bonny	T37	VEN	29 JUL 1988	7		F1	13.45 q

SEMIFINAL 2

Start Time: 18:00

Wind: -0.9 m/s

Rk	Bib Name	Class	NPC Code	Date of Birth	Lane	Reaction	Fn	Result
1	100 PINHEIRO Edson	T38	BRA	3 JUN 1979	5			12.12 Q
2	7 DOMINGUEZ Mariano	T37	ARG	2 DEC 1987	6			13.08 Q
3	439 CHASANOFF Thomas	T38	USA	17 APR 1987	7			13.67 Q
4	325 CORREA Christian	T37	MEX	4 MAY 1980	4			13.85
5	524 CORREDOR Jorge	T37	VEN	26 MAY 1981	3			15.52

Qualification: First 3 in each heat (Q) and the next 2 fastest (q) advance to the Final

Legend:

Fn False start Q Qualified by place q Qualified by result Rk Rank



Results Summary

Resumen de resultados / Resumo dos Resultados

Rank	Bib	Name	Class	NPC Code	Heat	Lane	Position	Wind	Time
1	100	PINHEIRO Edson	T38	BRA	2	5	1	-0.9	12.12 Q
2	183	PHELAN Barry	T38	CAN	1	4	1	-0.4	12.71 Q
3	321	CARDOZO SÁNCHEZ Benjamin	T37	MEX	1	6	2	-0.4	12.77 Q
4	112	SILVA José	T37	BRA	1	3	3	-0.4	12.95 Q
5	7	DOMINGUEZ Mariano	T37	ARG	2	6	2	-0.9	13.08 Q
6	25	SILVERA Matias	T37	ARG	1	5	4	-0.4	13.26 q
7	527	DIAZ TORREALBA Bonny	T37	VEN	1	7	5	-0.4	13.45 q
8	439	CHASANOFF Thomas	T38	USA	2	7	3	-0.9	13.67 Q
9	325	CORREA Christian	T37	MEX	2	4	4	-0.9	13.85
10	524	CORREDOR Jorge	T37	VEN	2	3	5	-0.9	15.52

Qualification: First 3 in each heat (Q) and the next 2 fastest (q) advance to the Final

Note:
These athletes are sorted on performance

Legend:
q Qualified by result Q Qualified by place



Results

Resultados / Resultados

Wind: -0.4 m/s

Rk	Bib	Name	Class	NPC Code	Date of Birth	Lane	Reaction	Fn	Result
1	183	PHELAN Barry	T38	CAN	22 AUG 1985	4			12.71 Q
2	321	CARDOZO SÁNCHEZ Benjamin	T37	MEX	30 MAY 1985	6			12.77 Q
3	112	SILVA José	T37	BRA	30 MAY 1977	3			12.95 Q
4	25	SILVERA Matias	T37	ARG	24 DEC 1982	5			13.26
5	527	DIAZ TORREALBA Bonny	T37	VEN	29 JUL 1988	7		F1	13.45

Qualification: First 3 in each heat (Q) and the next 2 fastest (q) advance to the Final

Legend:

Fn False start **Q** Qualified by place **Rk** Rank



Results

Resultados / Resultados

Wind: -0.9 m/s

Rk	Bib	Name	Class	NPC Code	Date of Birth	Lane	Reaction	Fn	Result
1	100	PINHEIRO Edson	T38	BRA	3 JUN 1979	5			12.12 Q
2	7	DOMINGUEZ Mariano	T37	ARG	2 DEC 1987	6			13.08 Q
3	439	CHASANOFF Thomas	T38	USA	17 APR 1987	7			13.67 Q
4	325	CORREA Christian	T37	MEX	4 MAY 1980	4			13.85
5	524	CORREDOR Jorge	T37	VEN	26 MAY 1981	3			15.52

Qualification: First 3 in each heat (Q) and the next 2 fastest (q) advance to the Final

Legend:

Fn False start **Q** Qualified by place **Rk** Rank



Results

Resultados / Resultados

Wind: +1.2 m/s

Rk	Bib	Name	Class	NPC Code	Date of Birth	Lane	Reaction	Fn	Result
1	483	SHIRLEY Marlon	T44	USA	21 APR 1978	7	0.161		11.05
2	448	FRASURE Timothy Brian	T44	USA	2 FEB 1973	2	0.167		11.45
3	485	SINGLETON Jerome	T44	USA	7 JUL 1986	5	0.456		11.55
4	92	OLIVEIRA André	T44	BRA	6 SEP 1972	3	0.177		12.08
5	316	BENITEZ SANDOVAL Josue	T44	MEX	23 APR 1981	4	0.155		12.52
6	313	ALAVEZ LOPEZ Gilberto	T44	MEX	16 JUL 1960	6	0.456		13.12

Legend:

Fn False start **Rk** Rank



Results

Resultados / Resultados

Wind: +1.5 m/s

Rk	Bib	Name	Class	NPC Code	Date of Birth	Lane	Reaction	Fn	Result
1	72	FERREIRA Yohansson	T46	BRA	25 SEP 1987	4			11.06
2	117	SOUZA Antônio	T46	BRA	11 AUG 1971	2	0.148		11.08
3	234	CALDERÓN LASTRES Etiám	T46	CUB	24 OCT 1984	8	0.191		11.42
4	458	KOSAKOWSKI Donald	T46	USA	23 MAY 1986	3	0.165		11.43
5	530	GOMEZ TORREALBA Ruheisbert Rubeng	T46	VEN	15 APR 1986	7	0.185		11.54
6	106	SANTOS Claudemir	T46	BRA	9 AUG 1975	6	0.176	F1	11.55
7	236	COLUMBA VINENT Rafael José	T46	CUB	25 JUL 1987	5	0.456		11.62
8	535	MARTINEZ TOVAR Willy Amilcar	T46	VEN	19 JUL 1984	1	0.175		11.76

Legend:

Fn False start **Rk** Rank



Results

Resultados / Resultados

SEMIFINAL 1 Start Time: 16:34

Wind: +1.7 m/s

Rk	Bib Name	Class	NPC Code	Date of Birth	Lane	Reaction	Fn	Result
1	72 FERREIRA Yohansson	T46	BRA	25 SEP 1987	3	0.233		11.19 Q
2	117 SOUZA Antônio	T46	BRA	11 AUG 1971	5	0.178		11.32 Q
3	458 KOSAKOWSKI Donald	T46	USA	23 MAY 1986	4	0.176		11.40 Q
4	234 CALDERÓN LASTRES Etiám	T46	CUB	24 OCT 1984	2	0.303		11.64 q
5	535 MARTINEZ TOVAR Willy Amilcar	T46	VEN	19 JUL 1984	6	0.246	F1	11.78 q
6	6 CORTAJERENA Manuel	T46	ARG	22 APR 1986	7	0.180	F2	12.00
7	362 TORRES BERNAL Jair	T46	MEX	23 APR 1981	1	0.160		12.19

SEMIFINAL 2 Start Time: 16:44

Wind: +1.0 m/s

Rk	Bib Name	Class	NPC Code	Date of Birth	Lane	Reaction	Fn	Result
1	106 SANTOS Claudemir	T46	BRA	9 AUG 1975	4	0.181		11.57 Q
2	236 COLUMBA VINENT Rafael José	T46	CUB	25 JUL 1987	3	0.193		11.59 Q
3	530 GOMEZ TORREALBA Ruheisbert Rubeng	T46	VEN	15 APR 1986	5	0.218		11.64 Q
4	23 SCHONFELD Lucas	T46	ARG	28 MAY 1996	6	0.200		12.03
5	285 PÉREZ GIRÓN Raúl Antonio	T45	GUA	30 JUL 1974	7	0.207		13.00
6	288 MEDOR Richardson	T45	HAI	13 AUG 1983	2			14.90

Qualification: First 3 in each heat (Q) and the next 2 fastest (q) advance to the Final

Legend:

Fn False start Q Qualified by place q Qualified by result Rk Rank



Results

Resultados / Resultados

Wind: +1.7 m/s

Rk	Bib	Name	Class	NPC Code	Date of Birth	Lane	Reaction	Fn	Result
1	72	FERREIRA Yohansson	T46	BRA	25 SEP 1987	3	0.233		11.19 Q
2	117	SOUZA Antônio	T46	BRA	11 AUG 1971	5	0.178		11.32 Q
3	458	KOSAKOWSKI Donald	T46	USA	23 MAY 1986	4	0.176		11.40 Q
4	234	CALDERÓN LASTRES Etiám	T46	CUB	24 OCT 1984	2	0.303		11.64
5	535	MARTINEZ TOVAR Willy Amilcar	T46	VEN	19 JUL 1984	6	0.246	F1	11.78
6	6	CORTAJERENA Manuel	T46	ARG	22 APR 1986	7	0.180	F2	12.00
7	362	TORRES BERNAL Jair	T46	MEX	23 APR 1981	1	0.160		12.19

Qualification: First 3 in each heat (Q) and the next 2 fastest (q) advance to the Final

Legend:

Fn False start **Q** Qualified by place **Rk** Rank



Results

Resultados / Resultados

Wind: +1.0 m/s

Rk	Bib	Name	Class	NPC Code	Date of Birth	Lane	Reaction	Fn	Result
1	106	SANTOS Claudemir	T46	BRA	9 AUG 1975	4	0.181		11.57 Q
2	236	COLUMBA VINENT Rafael José	T46	CUB	25 JUL 1987	3	0.193		11.59 Q
3	530	GOMEZ TORREALBA Ruheisbert Rubeng	T46	VEN	15 APR 1986	5	0.218		11.64 Q
4	23	SCHONFELD Lucas	T46	ARG	28 MAY 1996	6	0.200		12.03
5	285	PÉREZ GIRÓN Raúl Antonio	T45	GUA	30 JUL 1974	7	0.207		13.00
6	288	MEDOR Richardson	T45	HAI	13 AUG 1983	2			14.90

Qualification: First 3 in each heat (Q) and the next 2 fastest (q) advance to the Final

Legend:

Fn False start **Q** Qualified by place **Rk** Rank



Results

Resultados / Resultados

Wind: +1.1 m/s

Rk	Bib	Name	Class	NPC Code	Date of Birth	Lane	Reaction	Fn	Result
1	110	SILVA Ariosvaldo	T53	BRA	23 DEC 1976	4			15.47
2	444	DAVIS Troy	T53	USA	29 JAN 1975	5			15.49
3	355	RAMIREZ VALENCIA Jaime	T53	MEX	30 APR 1963	3			15.72
4	488	SNYDER Austin	T53	USA	27 APR 1978	1			15.84
5	515	AGUILAR Jesus Alfredo	T53	VEN	14 MAY 1963	6			15.85
6	447	FORBIS Doug	T53	USA	21 JUL 1986	7			16.14
7	9	GOMEZ Walter Cristian	T53	ARG	30 APR 1984	2			16.79
8	521	CASTILLO FERRIN Marcos Leones	T52	VEN	24 DEC 1976	8			17.40

Legend:

Fn False start **Rk** Rank



Results

Resultados / Resultados

SEMIFINAL 1 Start Time: 19:10

Wind: +1.0 m/s

Rk	Bib Name	Class	NPC Code	Date of Birth	Lane	Reaction	Fn	Result
1	515 AGUILAR Jesus Alfredo	T53	VEN	14 MAY 1963	5			16.02 Q
2	447 FORBIS Doug	T53	USA	21 JUL 1986	4			16.25 Q
3	488 SNYDER Austin	T53	USA	27 APR 1978	6			16.39 q
4	409 CACERES REYNOSO Elmer	T53	PER	17 JAN 1968	2			19.11

SEMIFINAL 2 Start Time: 19:20

Wind: +0.8 m/s

Rk	Bib Name	Class	NPC Code	Date of Birth	Lane	Reaction	Fn	Result
1	444 DAVIS Troy	T53	USA	29 JAN 1975	5		F1	15.20 Q
2	9 GOMEZ Walter Cristian	T53	ARG	30 APR 1984	4			16.84 Q
3	521 CASTILLO FERRIN Marcos Leones	T52	VEN	24 DEC 1976	6			17.30 q
4	346 MONDRAGON Salvador	T52	MEX	31 DEC 1963	3			17.56
5	478 ROBERTS Joshua	T52	USA	3 JAN 1982	7			19.30
6	272 GODOY MORENO Manuel de Jesus	T53	ESA	3 SEP 1973	2			20.33

SEMIFINAL 3 Start Time: 19:30

Wind: +0.7 m/s

Rk	Bib Name	Class	NPC Code	Date of Birth	Lane	Reaction	Fn	Result
1	110 SILVA Ariosvaldo	T53	BRA	23 DEC 1976	3			15.42 Q
2	355 RAMIREZ VALENCIA Jaime	T53	MEX	30 APR 1963	5			16.05 Q
3	10 GONZALEZ Ronaldo	T53	ARG	22 DEC 1978	6			17.51
4	226 JIMENEZ HERNANDEZ Jose	T53	CRC	2 JUL 1982	4			18.14
5	274 MAZARIEGO Dimas	T53	ESA	3 NOV 1963	7			18.68
6	464 MUTZ Kyle	T52	USA	31 MAY 1981	2			19.12

Qualification: First 2 in each heat (Q) and the next 2 fastest (q) advance to the Final

Legend:

Fn False start Q Qualified by place q Qualified by result Rk Rank



Results Summary

Resumen de resultados / Resumo dos Resultados

Rank	Bib	Name	Class	NPC Code	Heat	Lane	Position	Wind	Time
1	444	DAVIS Troy	T53	USA	2	5	1	+0.8	15.20 Q
2	110	SILVA Ariosvaldo	T53	BRA	3	3	1	+0.7	15.42 Q
3	515	AGUILAR Jesus Alfredo	T53	VEN	1	5	1	+1.0	16.02 Q
4	355	RAMIREZ VALENCIA Jaime	T53	MEX	3	5	2	+0.7	16.05 Q
5	447	FORBIS Doug	T53	USA	1	4	2	+1.0	16.25 Q
6	488	SNYDER Austin	T53	USA	1	6	3	+1.0	16.39 q
7	9	GOMEZ Walter Cristian	T53	ARG	2	4	2	+0.8	16.84 Q
8	521	CASTILLO FERRIN Marcos Leones	T52	VEN	2	6	3	+0.8	17.30 q
9	10	GONZALEZ Ronaldo	T53	ARG	3	6	3	+0.7	17.51
10	346	MONDRAGON Salvador	T52	MEX	2	3	4	+0.8	17.56
11	226	JIMENEZ HERNANDEZ Jose	T53	CRC	3	4	4	+0.7	18.14
12	274	MAZARIEGO Dimas	T53	ESA	3	7	5	+0.7	18.68
13	409	CACERES REYNOSO Elmer	T53	PER	1	2	4	+1.0	19.11
14	464	MUTZ Kyle	T52	USA	3	2	6	+0.7	19.12
15	478	ROBERTS Joshua	T52	USA	2	7	5	+0.8	19.30
16	272	GODOY MORENO Manuel de Jesus	T53	ESA	2	2	6	+0.8	20.33

Qualification: First 2 in each heat (Q) and the next 2 fastest (q) advance to the Final

Note:
These athletes are sorted on performance

Legend:
q Qualified by result Q Qualified by place



Results

Resultados / Resultados

Wind: +1.0 m/s

Rk	Bib	Name	Class	NPC Code	Date of Birth	Lane	Reaction	Fn	Result
1	515	AGUILAR Jesus Alfredo	T53	VEN	14 MAY 1963	5			16.02 Q
2	447	FORBIS Doug	T53	USA	21 JUL 1986	4			16.25 Q
3	488	SNYDER Austin	T53	USA	27 APR 1978	6			16.39
4	409	CACERES REYNOSO Elmer	T53	PER	17 JAN 1968	2			19.11

Qualification: First 2 in each heat (Q) and the next 2 fastest (q) advance to the Final

Legend:

Fn False start **Q** Qualified by place **Rk** Rank



Results

Resultados / Resultados

Wind: +0.8 m/s

Rk	Bib	Name	Class	NPC Code	Date of Birth	Lane	Reaction	Fn	Result
1	444	DAVIS Troy	T53	USA	29 JAN 1975	5		F1	15.20 Q
2	9	GOMEZ Walter Cristian	T53	ARG	30 APR 1984	4			16.84 Q
3	521	CASTILLO FERRIN Marcos Leones	T52	VEN	24 DEC 1976	6			17.30
4	346	MONDRAGON Salvador	T52	MEX	31 DEC 1963	3			17.56
5	478	ROBERTS Joshua	T52	USA	3 JAN 1982	7			19.30
6	272	GODOY MORENO Manuel de Jesus	T53	ESA	3 SEP 1973	2			20.33

Qualification: First 2 in each heat (Q) and the next 2 fastest (q) advance to the Final

Legend:

Fn False start **Q** Qualified by place **Rk** Rank



Results

Resultados / Resultados

Wind: +0.7 m/s

Rk	Bib	Name	Class	NPC Code	Date of Birth	Lane	Reaction	Fn	Result
1	110	SILVA Ariosvaldo	T53	BRA	23 DEC 1976	3			15.42 Q
2	355	RAMIREZ VALENCIA Jaime	T53	MEX	30 APR 1963	5			16.05 Q
3	10	GONZALEZ Ronaldo	T53	ARG	22 DEC 1978	6			17.51
4	226	JIMENEZ HERNANDEZ Jose	T53	CRC	2 JUL 1982	4			18.14
5	274	MAZARIEGO Dimas	T53	ESA	3 NOV 1963	7			18.68
6	464	MUTZ Kyle	T52	USA	31 MAY 1981	2			19.12

Qualification: First 2 in each heat (Q) and the next 2 fastest (q) advance to the Final

Legend:

Fn False start **Q** Qualified by place **Rk** Rank



Results

Resultados / Resultados

WORLD RECORD	13.88	TAHTI Leo-Pekka	FIN	Ibiach (SUI)	25 MAY 2006
PARA-PANAM RECORD	14.48	VALDOVINOS GONZALEZ Gonzalo	MEX	Mar de Plata (ARG)	5 DEC 2003

Wind: +0.9 m/s

Rk	Bib	Name	Class	NPC Code	Date of Birth	Lane	Reaction	Fn	Result
1	531	VALLADARES Juan Ramon	T54	VEN	11 OCT 1980	7			15.06
2	363	VALDOVINOS GONZALEZ Gonzalo	T54	MEX	28 OCT 1978	6			15.29
3	359	SANDOVAL CHI Freddy	T54	MEX	13 DEC 1978	3			15.34
4	358	SANCHEZ NAVA Fernando	T54	MEX	30 MAY 1983	4			15.52
5	116	SOARES Wendel	T54	BRA	24 AUG 1978	5			15.84
6	17	REBUCCI Edgardo	T54	ARG	21 AUG 1986	8			16.38
7	224	ALBARENGA TORRES Oscar	T54	CRC	4 OCT 1980	2			16.57
8	519	CARABALLO Luis Rafael	T54	VEN	20 FEB 1963	1			17.86

Legend:

Fn False start **Rk** Rank

Results

Resultados / Resultados

WORLD RECORD	13.88	TAHTI Leo-Pekka	FIN	Ibiach (SUI)	25 MAY 2006
PARA-PANAM RECORD	14.48	VALDOVINOS GONZALEZ Gonzalo	MEX	Mar de Plata (ARG)	5 DEC 2003

SEMIFINAL 1 Start Time: 16:55 Wind: +0.5 m/s

Rk	Bib	Name	Class	NPC Code	Date of Birth	Lane	Reaction	Fn	Result
1	363	VALDOVINOS GONZALEZ Gonzalo	T54	MEX	28 OCT 1978	5			15.20 Q
2	359	SANDOVAL CHI Freddy	T54	MEX	13 DEC 1978	3			15.48 Q
3	531	VALLADARES Juan Ramon	T54	VEN	11 OCT 1980	4			15.67 Q
4	17	REBUCCI Edgardo	T54	ARG	21 AUG 1986	2			16.48 q
5	84	MADEIRA Diego	T54	BRA	20 NOV 1983	1			17.40
6	227	MOLINA SIBAJA Laurens	T54	CRC	2 OCT 1978	6			17.83
7	273	MARTINEZ CARCAMO Ricardo Ernesto	T54	ESA	21 SEP 1978	7			18.69
8	280	CUXUN POPO Juan José	T54	GUA	10 JUL 1969	8			19.27

SEMIFINAL 2 Start Time: 17:04 Wind: -0.5 m/s

Rk	Bib	Name	Class	NPC Code	Date of Birth	Lane	Reaction	Fn	Result
1	358	SANCHEZ NAVA Fernando	T54	MEX	30 MAY 1983	5			15.13 Q
2	116	SOARES Wendel	T54	BRA	24 AUG 1978	6			15.81 Q
3	224	ALBARENGA TORRES Oscar	T54	CRC	4 OCT 1980	3			16.89 Q
4	519	CARABALLO Luis Rafael	T54	VEN	20 FEB 1963	2		F1	17.36 q
5	275	MORALES Luis	T54	ESA	20 OCT 1988	8			18.47
6	27	VILCHE Juan Pablo	T54	ARG	25 JAN 1988	1			19.24
	266	LÓPEZ BURGOS Byron Gabriel	T54	ECU	9 NOV 1978	7			DQ R 163.2
	453	HIGHTOWER Erik	T54	USA	6 APR 1986	4			DQ R 162.7

Qualification: First 3 in each heat (Q) and the next 2 fastest (q) advance to the Final

Note:

IAAF Rule 162.7 - False start
IAAF Rule 163.2 - Obstructing another athlete

Legend:

DQ	Disqualified	Fn	False start	q	Qualified by result	Q	Qualified by place
R	IAAF rule	Rk	Rank				



Results Summary

Resumen de resultados / Resumo dos Resultados

WORLD RECORD	13.88	TAHTI Leo-Pekka	FIN	Ibiach (SUI)	25 MAY 2006
PARA-PANAM RECORD	14.48	VALDOVINOS GONZALEZ Gonzalo	MEX	Mar de Plata (ARG)	5 DEC 2003

Rank	Bib	Name	Class	NPC Code	Heat	Lane	Position	Wind	Time	
1	358	SANCHEZ NAVA Fernando	T54	MEX	2	5	1	-0.5	15.13	Q
2	363	VALDOVINOS GONZALEZ Gonzalo	T54	MEX	1	5	1	+0.5	15.20	Q
3	359	SANDOVAL CHI Freddy	T54	MEX	1	3	2	+0.5	15.48	Q
4	531	VALLADARES Juan Ramon	T54	VEN	1	4	3	+0.5	15.67	Q
5	116	SOARES Wendel	T54	BRA	2	6	2	-0.5	15.81	Q
6	17	REBUCCI Edgardo	T54	ARG	1	2	4	+0.5	16.48	q
7	224	ALBARENGA TORRES Oscar	T54	CRC	2	3	3	-0.5	16.89	Q
8	519	CARABALLO Luis Rafael	T54	VEN	2	2	4	-0.5	17.36	q
9	84	MADEIRA Diego	T54	BRA	1	1	5	+0.5	17.40	
10	227	MOLINA SIBAJA Laurens	T54	CRC	1	6	6	+0.5	17.83	
11	275	MORALES Luis	T54	ESA	2	8	5	-0.5	18.47	
12	273	MARTINEZ CARCAMO Ricardo Ernesto	T54	ESA	1	7	7	+0.5	18.69	
13	27	VILCHE Juan Pablo	T54	ARG	2	1	6	-0.5	19.24	
14	280	CUXUN POPO Juan José	T54	GUA	1	8	8	+0.5	19.27	
	266	LÓPEZ BURGOS Byron Gabriel	T54	ECU	2	7				DQ R 163.2
	453	HIGHTOWER Erik	T54	USA	2	4				DQ R 162.7

Qualification: First 3 in each heat (Q) and the next 2 fastest (q) advance to the Final

Note:

IAAF Rule 162.7 - False start
IAAF Rule 163.2 - Obstructing another athlete

Note:

These athletes are sorted on performance

Legend:

DQ Disqualified **Q** Qualified by place **q** Qualified by result **R** IAAF rule



Results

Resultados / Resultados

WORLD RECORD	13.88	TAHTI Leo-Pekka	FIN	Ibiach (SUI)	25 MAY 2006
PARA-PANAM RECORD	14.48	VALDOVINOS GONZALEZ Gonzalo	MEX	Mar de Plata (ARG)	5 DEC 2003

Wind: +0.5 m/s

Rk	Bib	Name	Class	NPC Code	Date of Birth	Lane	Reaction	Fn	Result
1	363	VALDOVINOS GONZALEZ Gonzalo	T54	MEX	28 OCT 1978	5			15.20 Q
2	359	SANDOVAL CHI Freddy	T54	MEX	13 DEC 1978	3			15.48 Q
3	531	VALLADARES Juan Ramon	T54	VEN	11 OCT 1980	4			15.67 Q
4	17	REBUCCI Edgardo	T54	ARG	21 AUG 1986	2			16.48
5	84	MADEIRA Diego	T54	BRA	20 NOV 1983	1			17.40
6	227	MOLINA SIBAJA Laurens	T54	CRC	2 OCT 1978	6			17.83
7	273	MARTINEZ CARCAMO Ricardo Ernesto	T54	ESA	21 SEP 1978	7			18.69
8	280	CUXUN POPO Juan José	T54	GUA	10 JUL 1969	8			19.27

Qualification: First 3 in each heat (Q) and the next 2 fastest (q) advance to the Final

Legend:

Fn False start **Q** Qualified by place **Rk** Rank



Results

Resultados / Resultados

WORLD RECORD	13.88 TAHTI Leo-Pekka	FIN	Ibiach (SUI)	25 MAY 2006
PARA-PANAM RECORD	14.48 VALDOVINOS GONZALEZ Gonzalo	MEX	Mar de Plata (ARG)	5 DEC 2003

Wind: -0.5 m/s

Rk	Bib	Name	Class	NPC Code	Date of Birth	Lane	Reaction	Fn	Result	
1	358	SANCHEZ NAVA Fernando	T54	MEX	30 MAY 1983	5			15.13	Q
2	116	SOARES Wendel	T54	BRA	24 AUG 1978	6			15.81	Q
3	224	ALBARENGA TORRES Oscar	T54	CRC	4 OCT 1980	3			16.89	Q
4	519	CARABALLO Luis Rafael	T54	VEN	20 FEB 1963	2		F1	17.36	q
5	275	MORALES Luis	T54	ESA	20 OCT 1988	8			18.47	
6	27	VILCHE Juan Pablo	T54	ARG	25 JAN 1988	1			19.24	
	266	LÓPEZ BURGOS Byron Gabriel	T54	ECU	9 NOV 1978	7			DQ	R 163.2
	453	HIGHTOWER Erik	T54	USA	6 APR 1986	4			DQ	R 162.7

Qualification: First 3 in each heat (Q) and the next 2 fastest (q) advance to the Final

Note:

IAAF Rule 162.7 - False start
IAAF Rule 163.2 - Obstructing another athlete

Legend:

DQ	Disqualified	Fn	False start	q	Qualified by result	Q	Qualified by place
R	IAAF rule	Rk	Rank				



Results

Resultados / Resultados

CORRECTED

WORLD RECORD	22.73	ARMANDO Jose	ANG Athens (GRE)	24 SEP 2004
PARA-PANAM RECORD	23.03	PRADO Lucas	BRA Rio de Janeiro (BRA)	16 AUG 2007

FINAL A Start Time: 14:00

Wind: -0.1 m/s

Rk	Bib	Name	Class	NPC Code	Date of Birth	Lane	Reaction	Fn	Result	
1	101	PRADO Lucas	T11	BRA	27 MAY 1985	5	0.224		22.93	PR
2	231	ARDILES Adrian	T11	CUB	14 JAN 1978	3	0.148		23.07	
3	74	GOMES Felipe	T11	BRA	26 APR 1986	1	0.190		23.61	
	250	RICE ARGUELLES Félix	T11	CUB	2 APR 1989	7			DQ	R 164.7

FINAL B Start Time: 14:09

Wind: -0.3 m/s

Rk	Bib	Name	Class	NPC Code	Date of Birth	Lane	Reaction	Fn	Result	
1	518	CAMACHO Jose	T11	VEN	29 SEP 1971	5			24.67	
	219	RODRIGUEZ PIEDRAHITA Juan Guillermo	T11	COL	14 FEB 1983	1	0.289		DQ	R 144.2
	91	NETO Hilário	T11	BRA	14 MAY 1982	3		F1 F2	DQ	R 162.7
	5	BENITEZ Leandro	T11	ARG	7 APR 1989	7			DNS	

Note:

IAAF Rule 144.2 - Receiving assistance
IAAF Rule 162.7 - False start

Legend:

DNS	Did not Start	DQ	Disqualified	Fn	False start	PR	Para-Panam Record
R	IAAF rule	Rk	Rank				



Results Summary

Resumen de resultados / Resumo dos Resultados

CORRECTED

WORLD RECORD	22.73	ARMANDO Jose	ANG	Athens (GRE)	24 SEP 2004
PARA-PANAM RECORD	23.03	PRADO Lucas	BRA	Rio de Janeiro (BRA)	16 AUG 2007

Rank	Bib	Name	Class	NPC Code	Heat	Lane	Position	Wind	Time	
1	101	PRADO Lucas	T11	BRA	1	5	1	-0.1	22.93	PR
2	231	ARDILES Adrian	T11	CUB	1	3	2	-0.1	23.07	
3	74	GOMES Felipe	T11	BRA	1	1	3	-0.1	23.61	
4	518	CAMACHO Jose	T11	VEN	2	5	1	-0.3	24.67	
	219	RODRIGUEZ PIEDRAHITA Juan Guillermo	T11	COL	2	1			DQ	R 144.2
	91	NETO Hilário	T11	BRA	2	3		F1 F2	DQ	R 162.7
	250	RICE ARGUELLES Félix	T11	CUB	1	7			DQ	R 164.7
	5	BENITEZ Leandro	T11	ARG	2	7			DNS	

Note:
IAAF Rule 144.2 - Receiving assistance
IAAF Rule 162.7 - False start

Note:
These athletes are sorted on performance

Legend:
DNS Did not Start **DQ** Disqualified **Fn** False Start **PR** Para-Panam Record
R IAAF rule



Results

Resultados / Resultados

WORLD RECORD	22.73	ARMANDO Jose	ANG Athens (GRE)	24 SEP 2004
PARA-PANAM RECORD	23.03	PRADO Lucas	BRA Rio de Janeiro (BRA)	16 AUG 2007

Wind: -0.1 m/s

Rk	Bib	Name	Class	NPC Code	Date of Birth	Lane	Reaction	Fn	Result	
1	101	PRADO Lucas	T11	BRA	27 MAY 1985	5	0.224		22.93	PR
2	231	ARDILES Adrian	T11	CUB	14 JAN 1978	3	0.148		23.07	
3	74	GOMES Felipe	T11	BRA	26 APR 1986	1	0.190		23.61	
	250	RICE ARGUELLES Félix	T11	CUB	2 APR 1989	7			DQ	R 164.7

Legend:

DQ	Disqualified	Fn	False start	PR	Para-Panam Record	R	IAAF rule
Rk	Rank						



Results

Resultados / Resultados

CORRECTED

WORLD RECORD	22.73	ARMANDO Jose	ANG	Athens (GRE)	24 SEP 2004
PARA-PANAM RECORD	22.93	PRADO Lucas	BRA	Rio de Janeiro (BRA)	17 AUG 2007

Wind: -0.3 m/s

Rk	Bib	Name	Class	NPC Code	Date of Birth	Lane	Reaction	Fn	Result
1	518	CAMACHO Jose	T11	VEN	29 SEP 1971	5			24.67
	219	RODRIGUEZ PIEDRAHITA Juan Guillermo	T11	COL	14 FEB 1983	1	0.289		DQ R 144.2
	91	NETO Hilário	T11	BRA	14 MAY 1982	3		F1 F2	DQ R 162.7
	5	BENITEZ Leandro	T11	ARG	7 APR 1989	7			DNS

Note:
IAAF Rule 144.2 - Receiving assistance
IAAF Rule 162.7 - False start

Legend:
DNS Did not Start **DQ** Disqualified **Fn** False start **R** IAAF rule
Rk Rank



Results

Resultados / Resultados

WORLD RECORD	22.73	ARMANDO Jose	ANG Athens (GRE)	24 SEP 2004
PARA-PANAM RECORD	23.16	IZNAGA Adrian	CUB Villenueved d'Ascq (FRA)	27 FEB 2002

SEMIFINAL 1 Start Time: 15:45

Wind: +0.6 m/s

Rk	Bib	Name	Class	NPC Code	Date of Birth	Lane	Reaction	Fn	Result
1	231	ARDILES Adrian	T11	CUB	14 JAN 1978	3	0.162		23.14 Q PR
2	74	GOMES Felipe	T11	BRA	26 APR 1986	5	0.217		23.54 q
3	518	CAMACHO Jose	T11	VEN	29 SEP 1971	7			24.41
4	219	RODRIGUEZ PIEDRAHITA Juan Guillermo	T11	COL	14 FEB 1983	1	0.264		24.89

SEMIFINAL 2 Start Time: 15:54

Wind: +0.2 m/s

Rk	Bib	Name	Class	NPC Code	Date of Birth	Lane	Reaction	Fn	Result
1	101	PRADO Lucas	T11	BRA	27 MAY 1985	3	0.219		23.03 Q PR
2	250	RICE ARGUELLES Félix	T11	CUB	2 APR 1989	5	0.188		23.85 q
3	91	NETO Hilário	T11	BRA	14 MAY 1982	7	0.196		24.30
4	5	BENITEZ Leandro	T11	ARG	7 APR 1989	1	0.191		25.86

Qualification: First 1 in each heat and 2 fastest to FINAL A (Q) and the next 4 fastest (q) advance to the FINAL B

Legend:

Fn	False start	PR	Para-Panam Record	Q	Qualified by place	q	Qualified by result
Rk	Rank						



Results Summary

Resumen de resultados / Resumo dos Resultados

WORLD RECORD	22.73	ARMANDO Jose	ANG Athens (GRE)	24 SEP 2004
PARA-PANAM RECORD	23.16	IZNAGA Adrian	CUB Villenuved d'Ascq (FRA)	27 FEB 2002

Rank	Bib	Name	Class	NPC Code	Heat	Lane	Position	Wind	Time		
1	101	PRADO Lucas	T11	BRA	2	3	1	+0.2	23.03	Q	PR
2	231	ARDILES Adrian	T11	CUB	1	3	1	+0.6	23.14	Q	PR
3	74	GOMES Felipe	T11	BRA	1	5	2	+0.6	23.54	q	
4	250	RICE ARGUELLES Félix	T11	CUB	2	5	2	+0.2	23.85	q	
5	91	NETO Hilário	T11	BRA	2	7	3	+0.2	24.30		
6	518	CAMACHO Jose	T11	VEN	1	7	3	+0.6	24.41		
7	219	RODRIGUEZ PIEDRAHITA Juan Guillermo	T11	COL	1	1	4	+0.6	24.89		
8	5	BENITEZ Leandro	T11	ARG	2	1	4	+0.2	25.86		

Qualification: First 1 in each heat and 2 fastest to FINAL A (Q) and the next 4 fastest (q) advance to the FINAL B

Note:
These athletes are sorted on performance

Legend:
PR Para-Panam Record q Qualified by result Q Qualified by place



Results

Resultados / Resultados

WORLD RECORD	22.73	ARMANDO Jose	ANG Athens (GRE)	24 SEP 2004
PARA-PANAM RECORD	23.16	IZNAGA Adrian	CUB Villenuved d'Ascq (FRA)	27 FEB 2002

Wind: +0.6 m/s

Rk	Bib	Name	Class	NPC Code	Date of Birth	Lane	Reaction	Fn	Result
1	231	ARDILES Adrian	T11	CUB	14 JAN 1978	3	0.162		23.14 Q PR
2	74	GOMES Felipe	T11	BRA	26 APR 1986	5	0.217		23.54 q
3	518	CAMACHO Jose	T11	VEN	29 SEP 1971	7			24.41
4	219	RODRIGUEZ PIEDRAHITA Juan Guillermo	T11	COL	14 FEB 1983	1	0.264		24.89

Qualification: First 1 in each heat and 2 fastest to FINAL A (Q) and the next 4 fastest (q) advance to the FINAL B

Legend:

Fn	False start	PR	Para-Panam Record	Q	Qualified by place	q	Qualified by result
Rk	Rank						



Results

Resultados / Resultados

WORLD RECORD	22.73	ARMANDO Jose	ANG Athens (GRE)	24 SEP 2004
PARA-PANAM RECORD	23.14	ARDILES Adrian	CUB Rio de Janeiro (BRA)	16 AUG 2007

Wind: +0.2 m/s

Rk	Bib	Name	Class	NPC Code	Date of Birth	Lane	Reaction	Fn	Result
1	101	PRADO Lucas	T11	BRA	27 MAY 1985	3	0.219		23.03 Q PR
2	250	RICE ARGUELLES Félix	T11	CUB	2 APR 1989	5	0.188		23.85 q
3	91	NETO Hilário	T11	BRA	14 MAY 1982	7	0.196		24.30
4	5	BENITEZ Leandro	T11	ARG	7 APR 1989	1	0.191		25.86

Qualification: First 1 in each heat and 2 fastest to FINAL A (Q) and the next 4 fastest (q) advance to the FINAL B

Legend:

Fn	False start	PR	Para-Panam Record	Q	Qualified by place	q	Qualified by result
Rk	Rank						

Results

Resultados / Resultados

WORLD RECORD	22.73	ARMANDO Jose	ANG Athens (GRE)	24 SEP 2004
PARA-PANAM RECORD	23.16	IZNAGA Adrian	CUB Villenuved d'Ascq (FRA)	27 FEB 2002

HEAT 1 Start Time: 14:00

Wind: +0.2 m/s

Rk	Bib Name	Class	NPC Code	Date of Birth	Lane	Reaction	Fn	Result
1	231 ARDILES Adrian	T11	CUB	14 JAN 1978	3	0.153		23.64 Q
2	537 ORTEGA Arquimedez	T11	VEN	21 MAY 1985	1	0.217		26.23
3	326 CRUZ LUJAN Edgar	T11	MEX	9 APR 1988	7	0.335		26.85
4	292 GARCIA ZEPEDA Max	T11	HON	8 JUN 1972	5			31.58

HEAT 2 Start Time: 14:10

Wind: +0.4 m/s

Rk	Bib Name	Class	NPC Code	Date of Birth	Lane	Reaction	Fn	Result
1	101 PRADO Lucas	T11	BRA	27 MAY 1985	1	0.184		23.28 Q
2	5 BENITEZ Leandro	T11	ARG	7 APR 1989	5	0.202		25.51 q
3	282 ESPINOZA MANCILLA Juan Pablo	T11	GUA	14 FEB 1987	3	0.218		26.16
4	293 HERNANDEZ OLIVA Luis Carlos	T11	HON	5 NOV 1990	7	0.254		31.63

HEAT 3 Start Time: 14:20

Wind: +0.6 m/s

Rk	Bib Name	Class	NPC Code	Date of Birth	Lane	Reaction	Fn	Result
1	250 RICE ARGUELLES Félix	T11	CUB	2 APR 1989	5	0.173		23.95 Q
2	91 NETO Hilário	T11	BRA	14 MAY 1982	3	0.172		24.24 q
3	165 DUNKERLEY Jonathan	T11	CAN	5 MAY 1980	1	0.244		35.23
	213 ARCE OROZCO Delfo Jesus	T11	COL	19 SEP 1980	7			DQ R 164.7

HEAT 4 Start Time: 14:30

Wind: +1.4 m/s

Rk	Bib Name	Class	NPC Code	Date of Birth	Lane	Reaction	Fn	Result
1	74 GOMES Felipe	T11	BRA	26 APR 1986	5	0.330		24.31 Q
2	518 CAMACHO Jose	T11	VEN	29 SEP 1971	7	0.247		24.52 q
3	219 RODRIGUEZ PIEDRAHITA Juan Guillermo	T11	COL	14 FEB 1983	1	0.248		25.09 q
4	427 ALBARRACACIN Jorge	T11	URU	30 JAN 1965	3	0.308		28.50

Qualification: First 1 in each heat (Q) and the next 4 fastest (q) advance to the Semifinal

Legend:

DQ	Disqualified	Fn	False start	q	Qualified by result	Q	Qualified by place
R	IAAF rule	Rk	Rank				



Results Summary

Resumen de resultados / Resumo dos Resultados

WORLD RECORD	22.73	ARMANDO Jose	ANG Athens (GRE)	24 SEP 2004
PARA-PANAM RECORD	23.16	IZNAGA Adrian	CUB Villenuved d'Ascq (FRA)	27 FEB 2002

Rank	Bib	Name	Class	NPC Code	Heat	Lane	Position	Wind	Time	
1	101	PRADO Lucas	T11	BRA	2	1	1	+0.4	23.28	Q
2	231	ARDILES Adrian	T11	CUB	1	3	1	+0.2	23.64	Q
3	250	RICE ARGUELLES Félix	T11	CUB	3	5	1	+0.6	23.95	Q
4	91	NETO Hilário	T11	BRA	3	3	2	+0.6	24.24	q
5	74	GOMES Felipe	T11	BRA	4	5	1	+1.4	24.31	Q
6	518	CAMACHO Jose	T11	VEN	4	7	2	+1.4	24.52	q
7	219	RODRIGUEZ PIEDRAHITA Juan Guillermo	T11	COL	4	1	3	+1.4	25.09	q
8	5	BENITEZ Leandro	T11	ARG	2	5	2	+0.4	25.51	q
9	282	ESPINOZA MANCILLA Juan Pablo	T11	GUA	2	3	3	+0.4	26.16	
10	537	ORTEGA Arquimedes	T11	VEN	1	1	2	+0.2	26.23	
11	326	CRUZ LUJAN Edgar	T11	MEX	1	7	3	+0.2	26.85	
12	427	ALBARRACACIN Jorge	T11	URU	4	3	4	+1.4	28.50	
13	292	GARCIA ZEPEDA Max	T11	HON	1	5	4	+0.2	31.58	
14	293	HERNANDEZ OLIVA Luis Carlos	T11	HON	2	7	4	+0.4	31.63	
15	165	DUNKERLEY Jonathan	T11	CAN	3	1	3	+0.6	35.23	
	213	ARCE OROZCO Delfo Jesus	T11	COL	3	7				DQ R 164.7

Qualification: First 1 in each heat (Q) and the next 4 fastest (q) advance to the Semifinal

Note:
These athletes are sorted on performance

Legend:
DQ Disqualified Q Qualified by place q Qualified by result R IAAF rule



Results

Resultados / Resultados

WORLD RECORD	22.73	ARMANDO Jose	ANG Athens (GRE)	24 SEP 2004
PARA-PANAM RECORD	23.16	IZNAGA Adrian	CUB Villenueved d'Ascq (FRA)	27 FEB 2002

Wind: +0.2 m/s

Rk	Bib	Name	Class	NPC Code	Date of Birth	Lane	Reaction	Fn	Result
1	231	ARDILES Adrian	T11	CUB	14 JAN 1978	3	0.153		23.64 Q
2	537	ORTEGA Arquimedes	T11	VEN	21 MAY 1985	1	0.217		26.23
3	326	CRUZ LUJAN Edgar	T11	MEX	9 APR 1988	7	0.335		26.85
4	292	GARCIA ZEPEDA Max	T11	HON	8 JUN 1972	5			31.58

Qualification: First 1 in each heat (Q) and the next 4 fastest (q) advance to the Semifinal

Legend:

Fn False start **Q** Qualified by place **Rk** Rank



Results

Resultados / Resultados

WORLD RECORD	22.73	ARMANDO Jose	ANG Athens (GRE)	24 SEP 2004
PARA-PANAM RECORD	23.16	IZNAGA Adrian	CUB Villenuved d'Ascq (FRA)	27 FEB 2002

Wind: +0.4 m/s

Rk	Bib	Name	Class	NPC Code	Date of Birth	Lane	Reaction	Fn	Result
1	101	PRADO Lucas	T11	BRA	27 MAY 1985	1	0.184		23.28 Q
2	5	BENITEZ Leandro	T11	ARG	7 APR 1989	5	0.202		25.51
3	282	ESPINOZA MANCILLA Juan Pablo	T11	GUA	14 FEB 1987	3	0.218		26.16
4	293	HERNANDEZ OLIVA Luis Carlos	T11	HON	5 NOV 1990	7	0.254		31.63

Qualification: First 1 in each heat (Q) and the next 4 fastest (q) advance to the Semifinal

Legend:

Fn False start **Q** Qualified by place **Rk** Rank



Results

Resultados / Resultados

WORLD RECORD	22.73	ARMANDO Jose	ANG Athens (GRE)	24 SEP 2004
PARA-PANAM RECORD	23.16	IZNAGA Adrian	CUB Villenueved d'Ascq (FRA)	27 FEB 2002

Wind: +0.6 m/s

Rk	Bib	Name	Class	NPC Code	Date of Birth	Lane	Reaction	Fn	Result
1	250	RICE ARGUELLES Félix	T11	CUB	2 APR 1989	5	0.173		23.95 Q
2	91	NETO Hilário	T11	BRA	14 MAY 1982	3	0.172		24.24
3	165	DUNKERLEY Jonathan	T11	CAN	5 MAY 1980	1	0.244		35.23
	213	ARCE OROZCO Delfo Jesus	T11	COL	19 SEP 1980	7			DQ R 164.7

Qualification: First 1 in each heat (Q) and the next 4 fastest (q) advance to the Semifinal

Legend:

DQ	Disqualified Rank	Fn	False start	Q	Qualified by place	R	IAAF rule
-----------	-------------------	-----------	-------------	----------	--------------------	----------	-----------



Results

Resultados / Resultados

WORLD RECORD	22.73	ARMANDO Jose	ANG Athens (GRE)	24 SEP 2004
PARA-PANAM RECORD	23.16	IZNAGA Adrian	CUB Villenuved d'Ascq (FRA)	27 FEB 2002

Wind: +1.4 m/s

Rk	Bib	Name	Class	NPC Code	Date of Birth	Lane	Reaction	Fn	Result
1	74	GOMES Felipe	T11	BRA	26 APR 1986	5	0.330		24.31 Q
2	518	CAMACHO Jose	T11	VEN	29 SEP 1971	7	0.247		24.52 q
3	219	RODRIGUEZ PIEDRAHITA Juan Guillermo	T11	COL	14 FEB 1983	1	0.248		25.09 q
4	427	ALBARRACACIN Jorge	T11	URU	30 JAN 1965	3	0.308		28.50

Qualification: First 1 in each heat (Q) and the next 4 fastest (q) advance to the Semifinal

Legend:

Fn	False start	Q	Qualified by place	q	Qualified by result	Rk	Rank
-----------	-------------	----------	--------------------	----------	---------------------	-----------	------



Results

Resultados / Resultados

WORLD RECORD	21.77 ADESOJI Adekundo	NGR Athens (GRE)	24 SEP 2004
PARA-PANAM RECORD	22.46 SANTANA Ricardo	VEN Athens (GRE)	26 SEP 2004

FINAL A Start Time: 16:19 Wind: +1.2 m/s

Rk	Bib Name	Class	NPC Code	Date of Birth	Lane	Reaction	Fn	Result
1	88 MORAES Pedro	T12	BRA	28 AUG 1973	3	0.225		22.48
2	251 ROQUE ROSABAL Julio Alberto	T12	CUB	8 JUN 1984	5	0.158		22.61
3	455 JAMISON Josiah	T12	USA	18 AUG 1982	7	0.204		22.75
4	545 SANTANA ACOSTA Ricardo Jose	T12	VEN	17 MAR 1982	1	0.172		23.60

FINAL B Start Time: 16:29 Wind: +0.4 m/s

Rk	Bib Name	Class	NPC Code	Date of Birth	Lane	Reaction	Fn	Result
1	119 SOUZA Júlio	T12	BRA	19 FEB 1977	3	0.171		23.46
2	547 SILVA Yordanis	T12	VEN	4 JAN 1986	5	0.251		23.95
3	21 RODRIGUEZ Federico	T12	ARG	27 APR 1987	7	0.237		24.74
	351 ORTIZ CARREÓN Ricardo	T12	MEX	22 MAR 1989	1			DNS

Legend:

DNS Did not Start **Fn** False start **Rk** Rank



Results Summary

Resumen de resultados / Resumo dos Resultados

WORLD RECORD	21.77 ADESOJI Adekundo	NGR Athens (GRE)	24 SEP 2004
PARA-PANAM RECORD	22.46 SANTANA Ricardo	VEN Athens (GRE)	26 SEP 2004

Rank	Bib	Name	Class	NPC Code	Heat	Lane	Position	Wind	Time
1	88	MORAES Pedro	T12	BRA	1	3	1	+1.2	22.48
2	251	ROQUE ROSABAL Julio Alberto	T12	CUB	1	5	2	+1.2	22.61
3	455	JAMISON Josiah	T12	USA	1	7	3	+1.2	22.75
4	119	SOUZA Júlio	T12	BRA	2	3	1	+0.4	23.46
5	545	SANTANA ACOSTA Ricardo Jose	T12	VEN	1	1	4	+1.2	23.60
6	547	SILVA Yordanis	T12	VEN	2	5	2	+0.4	23.95
7	21	RODRIGUEZ Federico	T12	ARG	2	7	3	+0.4	24.74
	351	ORTIZ CARREÓN Ricardo	T12	MEX	2	1			DNS

Note:
These athletes are sorted on performance

Legend:
DNS Did not Start



Results

Resultados / Resultados

WORLD RECORD	21.77 ADESOJI Adekundo	NGR Athens (GRE)	24 SEP 2004
PARA-PANAM RECORD	22.46 SANTANA Ricardo	VEN Athens (GRE)	26 SEP 2004

Wind: +1.2 m/s

Rk	Bib	Name	Class	NPC Code	Date of Birth	Lane	Reaction	Fn	Result
1	88	MORAES Pedro	T12	BRA	28 AUG 1973	3	0.225		22.48
2	251	ROQUE ROSABAL Julio Alberto	T12	CUB	8 JUN 1984	5	0.158		22.61
3	455	JAMISON Josiah	T12	USA	18 AUG 1982	7	0.204		22.75
4	545	SANTANA ACOSTA Ricardo Jose	T12	VEN	17 MAR 1982	1	0.172		23.60

Legend:

Fn False start **Rk** Rank



Results

Resultados / Resultados

WORLD RECORD	21.77 ADESOJI Adekundo	NGR Athens (GRE)	24 SEP 2004
PARA-PANAM RECORD	22.46 SANTANA Ricardo	VEN Athens (GRE)	26 SEP 2004

Wind: +0.4 m/s

Rk	Bib	Name	Class	NPC Code	Date of Birth	Lane	Reaction	Fn	Result
1	119	SOUZA Júlio	T12	BRA	19 FEB 1977	3	0.171		23.46
2	547	SILVA Yordanis	T12	VEN	4 JAN 1986	5	0.251		23.95
3	21	RODRIGUEZ Federico	T12	ARG	27 APR 1987	7	0.237		24.74
	351	ORTIZ CARREÓN Ricardo	T12	MEX	22 MAR 1989	1			DNS

Legend:

DNS Did not Start **Fn** False start **Rk** Rank

Results

Resultados / Resultados

CORRECTED

WORLD RECORD	21.77 ADESOJI Adekundo	NGR Athens (GRE)	24 SEP 2004
PARA-PANAM RECORD	22.46 SANTANA Ricardo	VEN Athens (GRE)	26 SEP 2004

SEMIFINAL 1 Start Time: 17:18

Wind: +1.0 m/s

Rk	Bib Name	Class	NPC Code	Date of Birth	Lane	Reaction	Fn	Result
1	88 MORAES Pedro	T12	BRA	28 AUG 1973	5	0.319		22.76 Q
2	545 SANTANA ACOSTA Ricardo Jose	T12	VEN	17 MAR 1982	3	0.162		23.18 q
3	351 ORTIZ CARREÓN Ricardo	T12	MEX	22 MAR 1989	1	0.223		24.98 q
	258 MARTINEZ GONZALEZ Breylin	T12	DOM	23 JUL 1979	7		F1	DQ R 164.7

SEMIFINAL 2 Start Time: 17:28

Wind: +1.2 m/s

Rk	Bib Name	Class	NPC Code	Date of Birth	Lane	Reaction	Fn	Result
1	455 JAMISON Josiah	T12	USA	18 AUG 1982	5	0.334		23.00 Q
2	119 SOUZA Júlio	T12	BRA	19 FEB 1977	3	0.185		23.44 q
3	21 RODRIGUEZ Federico	T12	ARG	27 APR 1987	7	0.202		24.50 q
4	401 ROBLES BELLORNE Pablo Alexander	T12	NCA	13 MAY 1984	1	0.157		29.25

SEMIFINAL 3 Start Time: 17:38

Wind: +1.5 m/s

Rk	Bib Name	Class	NPC Code	Date of Birth	Lane	Reaction	Fn	Result
1	251 ROQUE ROSABAL Julio Alberto	T12	CUB	8 JUN 1984	5	0.173		22.78 Q
2	547 SILVA Yordanis	T12	VEN	4 JAN 1986	1	0.243		23.58 q
3	215 CASTILLO RODRIGUEZ Erwin Jadir	T12	COL	21 NOV 1986	3	0.216		25.11
	350 ORTIZ CARREÓN Raul	T12	MEX	9 JAN 1992	7	0.249		DQ R 163.3

Qualification: First 1 in each heat (Q) and the next 5 fastest (q) advance to the Final

Note:
IAAF Rule 163.3 - Leaving the lane

Legend:
DQ Disqualified **Fn** False start **q** Qualified by result **Q** Qualified by place
R IAAF rule **Rk** Rank



Results Summary

Resumen de resultados / Resumo dos Resultados

CORRECTED

WORLD RECORD	21.77 ADESOJI Adekundo	NGR Athens (GRE)	24 SEP 2004
PARA-PANAM RECORD	22.46 SANTANA Ricardo	VEN Athens (GRE)	26 SEP 2004

Rank	Bib	Name	Class	NPC Code	Heat	Lane	Position	Wind	Time	
1	88	MORAES Pedro	T12	BRA	1	5	1	+1.0	22.76	Q
2	251	ROQUE ROSABAL Julio Alberto	T12	CUB	3	5	1	+1.5	22.78	Q
3	455	JAMISON Josiah	T12	USA	2	5	1	+1.2	23.00	Q
4	545	SANTANA ACOSTA Ricardo Jose	T12	VEN	1	3	2	+1.0	23.18	q
5	119	SOUZA Júlio	T12	BRA	2	3	2	+1.2	23.44	q
6	547	SILVA Yordanis	T12	VEN	3	1	2	+1.5	23.58	q
7	21	RODRIGUEZ Federico	T12	ARG	2	7	3	+1.2	24.50	q
8	351	ORTIZ CARREÓN Ricardo	T12	MEX	1	1	3	+1.0	24.98	q
9	215	CASTILLO RODRIGUEZ Erwin Jadir	T12	COL	3	3	3	+1.5	25.11	
10	401	ROBLES BELLORNE Pablo Alexander	T12	NCA	2	1	4	+1.2	29.25	
	350	ORTIZ CARREÓN Raul	T12	MEX	3	7			DQ	R 163.3
	258	MARTINEZ GONZALEZ Breylin	T12	DOM	1	7		F1	DQ	R 164.7

Qualification: First 1 in each heat (Q) and the next 5 fastest (q) advance to the Final

Note:
IAAF Rule 163.3 - Leaving the lane

Note:
These athletes are sorted on performance

Legend:
DQ Disqualified IAAF rule
R
Fn False Start
Q Qualified by place
q Qualified by result



Results

Resultados / Resultados

WORLD RECORD	21.77 ADESOJI Adekundo	NGR Athens (GRE)	24 SEP 2004
PARA-PANAM RECORD	22.46 SANTANA Ricardo	VEN Athens (GRE)	26 SEP 2004

Wind: +1.0 m/s

Rk	Bib	Name	Class	NPC Code	Date of Birth	Lane	Reaction	Fn	Result
1	88	MORAES Pedro	T12	BRA	28 AUG 1973	5	0.319		22.76 Q
2	545	SANTANA ACOSTA Ricardo Jose	T12	VEN	17 MAR 1982	3	0.162		23.18
3	351	ORTIZ CARREÓN Ricardo	T12	MEX	22 MAR 1989	1	0.223		24.98
	258	MARTINEZ GONZALEZ Breylin	T12	DOM	23 JUL 1979	7		F1	DQ R 164.7

Qualification: First 1 in each heat (Q) and the next 5 fastest (q) advance to the Final

Legend:

DQ	Disqualified	Fn	False start	Q	Qualified by place	R	IAAF rule
Rk	Rank						



Results

Resultados / Resultados

WORLD RECORD	21.77 ADESOJI Adekundo	NGR Athens (GRE)	24 SEP 2004
PARA-PANAM RECORD	22.46 SANTANA Ricardo	VEN Athens (GRE)	26 SEP 2004

Wind: +1.2 m/s

Rk	Bib	Name	Class	NPC Code	Date of Birth	Lane	Reaction	Fn	Result
1	455	JAMISON Josiah	T12	USA	18 AUG 1982	5	0.334		23.00 Q
2	119	SOUZA Júlio	T12	BRA	19 FEB 1977	3	0.185		23.44
3	21	RODRIGUEZ Federico	T12	ARG	27 APR 1987	7	0.202		24.50
4	401	ROBLES BELLORNE Pablo Alexander	T12	NCA	13 MAY 1984	1	0.157		29.25

Qualification: First 1 in each heat (Q) and the next 5 fastest (q) advance to the Final

Legend:

Fn	False start	Q	Qualified by place	Rk	Rank
-----------	-------------	----------	--------------------	-----------	------



Results

Resultados / Resultados

CORRECTED

WORLD RECORD	21.77 ADESOJI Adekundo	NGR Athens (GRE)	24 SEP 2004
PARA-PANAM RECORD	22.46 SANTANA Ricardo	VEN Athens (GRE)	26 SEP 2004

Wind: +1.5 m/s

Rk	Bib	Name	Class	NPC Code	Date of Birth	Lane	Reaction	Fn	Result	
1	251	ROQUE ROSABAL Julio Alberto	T12	CUB	8 JUN 1984	5	0.173		22.78	Q
2	547	SILVA Yordanis	T12	VEN	4 JAN 1986	1	0.243		23.58	q
3	215	CASTILLO RODRIGUEZ Erwin Jadir	T12	COL	21 NOV 1986	3	0.216		25.11	
	350	ORTIZ CARREÓN Raul	T12	MEX	9 JAN 1992	7	0.249		DQ	R 163.3

Qualification: First 1 in each heat (Q) and the next 5 fastest (q) advance to the Final

Note:
IAAF Rule 163.3 - Leaving the lane

Legend:
DQ Disqualified
R IAAF rule
Fn False start
Rk Rank
q Qualified by result
Q Qualified by place



Results

Resultados / Resultados

WORLD RECORD	21.83 SMITH Jason	IRL Assen (NED)	4 SEP 2006
PARA-PANAM RECORD	22.04 MITCHELL Royal	USA Quebec (CAN)	5 AUG 2003

Wind: +0.7 m/s

Rk	Bib	Name	Class	NPC Code	Date of Birth	Lane	Reaction	Fn	Result
1	242	GALANO AGUILAR Luis Manuel	T13	CUB	21 AUG 1982	5	0.238		22.46
2	35	ANDRADE André	T13	BRA	4 JAN 1981	2	0.155		22.47
3	462	MITCHELL Royal	T13	USA	20 NOV 1982	8	0.172		22.78
4	239	DURRUTÍ HECHAVARRÍA Freddy	T13	CUB	12 FEB 1990	1	0.172		23.26
5	233	BUSTAMANTE MIRANDA Irving	T13	CUB	29 SEP 1976	3	0.205		23.43
6	549	VARGAS Argenis	T13	VEN	15 DEC 1988	6	0.232		23.74
7	12	LLANOS Walter	T12	ARG	26 MAR 1990	4	0.252		25.37
	187	STANLEY William	T13	CAN	30 NOV 1987	7	0.210		DQ R 163.3

Note:
IAAF Rule 163.3 - Leaving the lane

Legend:
DQ Disqualified **Fn** False start **R** IAAF rule **Rk** Rank



Results

Resultados / Resultados

Wind: +0.3 m/s

Rk	Bib	Name	Class	NPC Code	Date of Birth	Lane	Reaction	Fn	Result
1	100	PINHEIRO Edson	T38	BRA	3 JUN 1979	4			23.95
2	183	PHELAN Barry	T38	CAN	22 AUG 1985	5			25.77
3	112	SILVA José	T37	BRA	30 MAY 1977	6			26.22
4	7	DOMINGUEZ Mariano	T37	ARG	2 DEC 1987	3			26.29
5	25	SILVERA Matias	T37	ARG	24 DEC 1982	8			27.34
6	439	CHASANOFF Thomas	T38	USA	17 APR 1987	2			27.42
7	312	ALANIS RODRIGUEZ Bardo Isaac	T38	MEX	3 DEC 1976	1			27.82
	321	CARDOZO SÁNCHEZ Benjamin	T37	MEX	30 MAY 1985	7			DNF

Legend:

DNF Did not Finish **Fn** False start **Rk** Rank



Results

Resultados / Resultados

SEMIFINAL 1 Start Time: 18:03 Wind: +0.7 m/s

Rk	Bib	Name	Class	NPC Code	Date of Birth	Lane	Reaction	Fn	Result
1	183	PHELAN Barry	T38	CAN	22 AUG 1985	6	0.287		25.84 Q
2	7	DOMINGUEZ Mariano	T37	ARG	2 DEC 1987	3	0.190		26.08 Q
3	439	CHASANOFF Thomas	T36	USA	17 APR 1987	4			27.34 Q
4	325	CORREA Christian	T37	MEX	4 MAY 1980	5	0.291		28.87
5	538	PACHECO FONSECA Franklin Oswaldo	T37	VEN	14 SEP 1961	2	0.345		30.37
6	11	GUERRERO Adrian	T36	ARG	11 NOV 1989	7			35.78

SEMIFINAL 2 Start Time: 18:13 Wind: +0.5 m/s

Rk	Bib	Name	Class	NPC Code	Date of Birth	Lane	Reaction	Fn	Result
1	100	PINHEIRO Edson	T38	BRA	3 JUN 1979	3	0.242		24.35 Q
2	112	SILVA José	T37	BRA	30 MAY 1977	5	0.300		26.59 Q
3	321	CARDOZO SÁNCHEZ Benjamin	T37	MEX	30 MAY 1985	4	0.316		26.63 Q
4	25	SILVERA Matias	T37	ARG	24 DEC 1982	2	0.528		27.10 q
5	312	ALANIS RODRIGUEZ Bardo Isaac	T38	MEX	3 DEC 1976	6			28.05 q
6	24	SEGURA Oscar	T36	ARG	20 SEP 1975	7			33.14

Qualification: First 3 in each heat (Q) and the next 2 fastest (q) advance to the Final

Legend:

Fn False start Q Qualified by place q Qualified by result Rk Rank



Results Summary

Resumen de resultados / Resumo dos Resultados

CORRECTED

Rank	Bib	Name	Class	NPC Code	Heat	Lane	Position	Wind	Time	
1	100	PINHEIRO Edson	T38	BRA	2	3	1	+0.5	24.35	Q
2	183	PHELAN Barry	T38	CAN	1	6	1	+0.7	25.84	Q
3	7	DOMINGUEZ Mariano	T37	ARG	1	3	2	+0.7	26.08	Q
4	112	SILVA José	T37	BRA	2	5	2	+0.5	26.59	Q
5	321	CARDOZO SÁNCHEZ Benjamin	T37	MEX	2	4	3	+0.5	26.63	Q
6	25	SILVERA Matias	T37	ARG	2	2	4	+0.5	27.10	q
7	439	CHASANOFF Thomas	T38	USA	1	4	3	+0.7	27.34	Q
8	312	ALANIS RODRIGUEZ Bardo Isaac	T38	MEX	2	6	5	+0.5	28.05	q
9	325	CORREA Christian	T37	MEX	1	5	4	+0.7	28.87	
10	538	PACHECO FONSECA Franklin Oswaldo	T37	VEN	1	2	5	+0.7	30.37	
11	24	SEGURA Oscar	T36	ARG	2	7	6	+0.5	33.14	
12	11	GUERRERO Adrian	T36	ARG	1	7	6	+0.7	35.78	

Qualification: First 3 in each heat (Q) and the next 2 fastest (q) advance to the Final

Note:
These athletes are sorted on performance

Legend:
q Qualified by result Q Qualified by place



Results

Resultados / Resultados

CORRECTED

Wind: +0.7 m/s

Rk	Bib	Name	Class	NPC Code	Date of Birth	Lane	Reaction	Fn	Result
1	183	PHELAN Barry	T38	CAN	22 AUG 1985	6	0.287		25.84 Q
2	7	DOMINGUEZ Mariano	T37	ARG	2 DEC 1987	3	0.190		26.08 Q
3	439	CHASANOFF Thomas	T38	USA	17 APR 1987	4			27.34 Q
4	325	CORREA Christian	T37	MEX	4 MAY 1980	5	0.291		28.87
5	538	PACHECO FONSECA Franklin Oswaldo	T37	VEN	14 SEP 1961	2	0.345		30.37
6	11	GUERRERO Adrian	T36	ARG	11 NOV 1989	7			35.78

Qualification: First 3 in each heat (Q) and the next 2 fastest (q) advance to the Final

Legend:

Fn False start **Q** Qualified by place **Rk** Rank



Results

Resultados / Resultados

Wind: +0.5 m/s

Rk	Bib	Name	Class	NPC Code	Date of Birth	Lane	Reaction	Fn	Result
1	100	PINHEIRO Edson	T38	BRA	3 JUN 1979	3	0.242		24.35 Q
2	112	SILVA José	T37	BRA	30 MAY 1977	5	0.300		26.59 Q
3	321	CARDOZO SÁNCHEZ Benjamin	T37	MEX	30 MAY 1985	4	0.316		26.63 Q
4	25	SILVERA Matias	T37	ARG	24 DEC 1982	2	0.528		27.10 q
5	312	ALANIS RODRIGUEZ Bardo Isaac	T38	MEX	3 DEC 1976	6			28.05 q
6	24	SEGURA Oscar	T36	ARG	20 SEP 1975	7			33.14

Qualification: First 3 in each heat (Q) and the next 2 fastest (q) advance to the Final

Legend:

Fn False start **Q** Qualified by place **q** Qualified by result **Rk** Rank



Results

Resultados / Resultados

Wind: +0.3 m/s

Rk	Bib	Name	Class	NPC Code	Date of Birth	Lane	Reaction	Fn	Result
1	448	FRASURE Timothy Brian	T44	USA	2 FEB 1973	5	0.180		23.59
2	485	SINGLETON Jerome	T44	USA	7 JUL 1986	6	0.248		23.90
3	446	FANN Ryan	T44	USA	7 OCT 1983	3	0.198		24.50
4	313	ALAVEZ LOPEZ Gilberto	T44	MEX	16 JUL 1960	4	0.247		27.39

Legend:

Fn False start **Rk** Rank



Results

Resultados / Resultados

Wind: +0.0 m/s

Rk	Bib	Name	Class	NPC Code	Date of Birth	Lane	Reaction	Fn	Result
1	72	FERREIRA Yohansson	T46	BRA	25 SEP 1987	3	0.231		22.60
2	117	SOUZA Antônio	T46	BRA	11 AUG 1971	5	0.178		22.65
3	458	KOSAKOWSKI Donald	T46	USA	23 MAY 1986	4	0.163		23.24
4	236	COLUMBA VINENT Rafael José	T46	CUB	25 JUL 1987	1	0.185	F1	23.32
5	535	MARTINEZ TOVAR Willy Amilcar	T46	VEN	19 JUL 1984	2	0.265		23.53
6	530	GOMEZ TORREALBA Ruheisbert Rubeng	T46	VEN	15 APR 1986	6	0.237		23.61
7	106	SANTOS Claudemir	T46	BRA	9 AUG 1975	7	0.220		23.64
8	6	CORTAJERENA Manuel	T46	ARG	22 APR 1986	8	0.262		24.24

Legend:

Fn False start **Rk** Rank



Results

Resultados / Resultados

SEMIFINAL 1		Start Time: 16:13		Wind: +0.6 m/s					
Rk	Bib Name	Class	NPC Code	Date of Birth	Lane	Reaction	Fn	Result	

1	72 FERREIRA Yohansson	T46	BRA	25 SEP 1987	3	0.214		22.84 Q
2	458 KOSAKOWSKI Donald	T46	USA	23 MAY 1986	5	0.248		23.12 Q
3	535 MARTINEZ TOVAR Willy Amilcar	T46	VEN	19 JUL 1984	2	0.189		23.35 Q
4	236 COLUMBA VINENT Rafael José	T46	CUB	25 JUL 1987	4	0.231		23.40 q
5	23 SCHONFELD Lucas	T46	ARG	28 MAY 1996	6	0.259		24.91

SEMIFINAL 2		Start Time: 16:22		Wind: -0.1 m/s					
Rk	Bib Name	Class	NPC Code	Date of Birth	Lane	Reaction	Fn	Result	

1	117 SOUZA Antônio	T46	BRA	11 AUG 1971	5	0.241		22.95 Q
2	530 GOMEZ TORREALBA Ruheisbert Rubeng	T46	VEN	15 APR 1986	6	0.285		23.59 Q
3	106 SANTOS Claudemir	T46	BRA	9 AUG 1975	2	0.214		23.81 Q
4	6 CORTAJERENA Manuel	T46	ARG	22 APR 1986	4	0.229		23.82 q
5	285 PÉREZ GIRÓN Raúl Antonio	T45	GUA	30 JUL 1974	3	0.246		27.16

Qualification: First 3 in each heat (Q) and the next 2 fastest (q) advance to the Final

Legend:						
Fn	False start	Q	Qualified by place	q	Qualified by result	Rk Rank



Results Summary

Resumen de resultados / Resumo dos Resultados

Rank	Bib	Name	Class	NPC Code	Heat	Lane	Position	Wind	Time
1	72	FERREIRA Yohansson	T46	BRA	1	3	1	+0.6	22.84 Q
2	117	SOUZA Antônio	T46	BRA	2	5	1	-0.1	22.95 Q
3	458	KOSAKOWSKI Donald	T46	USA	1	5	2	+0.6	23.12 Q
4	535	MARTINEZ TOVAR Willy Amilcar	T46	VEN	1	2	3	+0.6	23.35 Q
5	236	COLUMBA VINENT Rafael José	T46	CUB	1	4	4	+0.6	23.40 q
6	530	GOMEZ TORREALBA Ruheisbert Rubeng	T46	VEN	2	6	2	-0.1	23.59 Q
7	106	SANTOS Claudemir	T46	BRA	2	2	3	-0.1	23.81 Q
8	6	CORTAJERENA Manuel	T46	ARG	2	4	4	-0.1	23.82 q
9	23	SCHONFELD Lucas	T46	ARG	1	6	5	+0.6	24.91
10	285	PÉREZ GIRÓN Raúl Antonio	T45	GUA	2	3	5	-0.1	27.16

Qualification: First 3 in each heat (Q) and the next 2 fastest (q) advance to the Final

Note:
These athletes are sorted on performance

Legend:
q Qualified by result Q Qualified by place



Results

Resultados / Resultados

Wind: +0.6 m/s

Rk	Bib	Name	Class	NPC Code	Date of Birth	Lane	Reaction	Fn	Result
1	72	FERREIRA Yohansson	T46	BRA	25 SEP 1987	3	0.214		22.84 Q
2	458	KOSAKOWSKI Donald	T46	USA	23 MAY 1986	5	0.248		23.12 Q
3	535	MARTINEZ TOVAR Willy Amilcar	T46	VEN	19 JUL 1984	2	0.189		23.35 Q
4	236	COLUMBA VINENT Rafael José	T46	CUB	25 JUL 1987	4	0.231		23.40
5	23	SCHONFELD Lucas	T46	ARG	28 MAY 1996	6	0.259		24.91

Qualification: First 3 in each heat (Q) and the next 2 fastest (q) advance to the Final

Legend:

Fn False start **Q** Qualified by place **Rk** Rank



Results

Resultados / Resultados

Wind: -0.1 m/s

Rk	Bib	Name	Class	NPC Code	Date of Birth	Lane	Reaction	Fn	Result
1	117	SOUZA Antônio	T46	BRA	11 AUG 1971	5	0.241		22.95 Q
2	530	GOMEZ TORREALBA Ruheisbert Rubeng	T46	VEN	15 APR 1986	6	0.285		23.59 Q
3	106	SANTOS Claudemir	T46	BRA	9 AUG 1975	2	0.214		23.81 Q
4	6	CORTAJERENA Manuel	T46	ARG	22 APR 1986	4	0.229		23.82 q
5	285	PÉREZ GIRÓN Raúl Antonio	T45	GUA	30 JUL 1974	3	0.246		27.16

Qualification: First 3 in each heat (Q) and the next 2 fastest (q) advance to the Final

Legend:

Fn False start **Q** Qualified by place **q** Qualified by result **Rk** Rank



Results

Resultados / Resultados

CORRECTED

Wind: +1.1 m/s

Rk	Bib	Name	Class	NPC Code	Date of Birth	Lane	Reaction	Fn	Result
1	444	DAVIS Troy	T53	USA	29 JAN 1975	4		F1	27.80
2	110	SILVA Ariosvaldo	T53	BRA	23 DEC 1976	6			28.08
3	515	AGUILAR Jesus Alfredo	T53	VEN	14 MAY 1963	3			28.11
4	355	RAMIREZ VALENCIA Jaime	T53	MEX	30 APR 1963	5			28.33
5	447	FORBIS Doug	T53	USA	21 JUL 1986	8			29.58
6	488	SNYDER Austin	T53	USA	27 APR 1978	2			29.67
7	521	CASTILLO FERRIN Marcos Leones	T52	VEN	24 DEC 1976	1			31.81
	9	GOMEZ Walter Cristian	T53	ARG	30 APR 1984	7			DQ R 163.3

Note:
IAAF Rule 163.3 - Leaving the lane

Legend:
DQ Disqualified Fn False start R IAAF rule Rk Rank

Results

Resultados / Resultados

SEMIFINAL 1 Start Time: 15:30

Wind: -0.6 m/s

Rk	Bib	Name	Class	NPC Code	Date of Birth	Lane	Reaction	Fn	Result
1	355	RAMIREZ VALENCIA Jaime	T53	MEX	30 APR 1963	6			28.37 Q
2	110	SILVA Ariosvaldo	T53	BRA	23 DEC 1976	2			28.41 Q
3	447	FORBIS Doug	T53	USA	21 JUL 1986	3			29.05 q
4	10	GONZALEZ Ronaldo	T53	ARG	22 DEC 1978	4			31.88
	226	JIMENEZ HERNANDEZ Jose	T53	CRC	2 JUL 1982	5			DQ R 163.3

SEMIFINAL 2 Start Time: 15:38

Wind: -0.6 m/s

Rk	Bib	Name	Class	NPC Code	Date of Birth	Lane	Reaction	Fn	Result
1	444	DAVIS Troy	T53	USA	29 JAN 1975	4			28.16 Q
2	9	GOMEZ Walter Cristian	T53	ARG	30 APR 1984	2			31.19 Q
3	521	CASTILLO FERRIN Marcos Leones	T52	VEN	24 DEC 1976	5			31.25 q
4	464	MUTZ Kyle	T52	USA	31 MAY 1981	6			35.38
5	272	GODOY MORENO Manuel de Jesus	T53	ESA	3 SEP 1973	3			39.47

SEMIFINAL 3 Start Time: 15:46

Wind: +0.1 m/s

Rk	Bib	Name	Class	NPC Code	Date of Birth	Lane	Reaction	Fn	Result
1	515	AGUILAR Jesus Alfredo	T53	VEN	14 MAY 1963	5			28.08 Q
2	488	SNYDER Austin	T53	USA	27 APR 1978	4		F1	29.25 Q
3	346	MONDRAGON Salvador	T52	MEX	31 DEC 1963	3			32.44
4	274	MAZARIEGO Dimas	T53	ESA	3 NOV 1963	2			33.61
5	478	ROBERTS Joshua	T52	USA	3 JAN 1982	6			35.05

Qualification: First 2 in each heat (Q) and the next 2 fastest (q) advance to the Final

Note:
IAAF Rule 163.3 - Leaving the lane

Legend:
DQ Disqualified **Fn** False start **q** Qualified by result **Q** Qualified by place
R IAAF rule **Rk** Rank



Results Summary

Resumen de resultados / Resumo dos Resultados

Rank	Bib	Name	Class	NPC Code	Heat	Lane	Position	Wind	Time	
1	515	AGUILAR Jesus Alfredo	T53	VEN	3	5	1	+0.1	28.08	Q
2	444	DAVIS Troy	T53	USA	2	4	1	-0.6	28.16	Q
3	355	RAMIREZ VALENCIA Jaime	T53	MEX	1	6	1	-0.6	28.37	Q
4	110	SILVA Ariosvaldo	T53	BRA	1	2	2	-0.6	28.41	Q
5	447	FORBIS Doug	T53	USA	1	3	3	-0.6	29.05	q
6	488	SNYDER Austin	T53	USA	3	4	2	+0.1	29.25	Q
7	9	GOMEZ Walter Cristian	T53	ARG	2	2	2	-0.6	31.19	Q
8	521	CASTILLO FERRIN Marcos Leones	T52	VEN	2	5	3	-0.6	31.25	q
9	10	GONZALEZ Ronaldo	T53	ARG	1	4	4	-0.6	31.88	
10	346	MONDRAGON Salvador	T52	MEX	3	3	3	+0.1	32.44	
11	274	MAZARIEGO Dimas	T53	ESA	3	2	4	+0.1	33.61	
12	478	ROBERTS Joshua	T52	USA	3	6	5	+0.1	35.05	
13	464	MUTZ Kyle	T52	USA	2	6	4	-0.6	35.38	
14	272	GODOY MORENO Manuel de Jesus	T53	ESA	2	3	5	-0.6	39.47	
	226	JIMENEZ HERNANDEZ Jose	T53	CRC	1	5				DQ R 163.3

Qualification: First 2 in each heat (Q) and the next 2 fastest (q) advance to the Final

Note:
IAAF Rule 163.3 - Leaving the lane

Note:
These athletes are sorted on performance

Legend:
DQ Disqualified Q Qualified by place q Qualified by result R IAAF rule



Results

Resultados / Resultados

Wind: -0.6 m/s

Rk	Bib	Name	Class	NPC Code	Date of Birth	Lane	Reaction	Fn	Result	
1	355	RAMIREZ VALENCIA Jaime	T53	MEX	30 APR 1963	6			28.37	Q
2	110	SILVA Ariosvaldo	T53	BRA	23 DEC 1976	2			28.41	Q
3	447	FORBIS Doug	T53	USA	21 JUL 1986	3			29.05	
4	10	GONZALEZ Ronaldo	T53	ARG	22 DEC 1978	4			31.88	
	226	JIMENEZ HERNANDEZ Jose	T53	CRC	2 JUL 1982	5			DQ	R 163.3

Qualification: First 2 in each heat (Q) and the next 2 fastest (q) advance to the Final

Note:
IAAF Rule 163.3 - Leaving the lane

Legend:
DQ Disqualified **Fn** False start **Q** Qualified by place **R** IAAF rule
Rk Rank



Results

Resultados / Resultados

Wind: -0.6 m/s

Rk	Bib	Name	Class	NPC Code	Date of Birth	Lane	Reaction	Fn	Result
1	444	DAVIS Troy	T53	USA	29 JAN 1975	4			28.16 Q
2	9	GOMEZ Walter Cristian	T53	ARG	30 APR 1984	2			31.19 Q
3	521	CASTILLO FERRIN Marcos Leones	T52	VEN	24 DEC 1976	5			31.25
4	464	MUTZ Kyle	T52	USA	31 MAY 1981	6			35.38
5	272	GODOY MORENO Manuel de Jesus	T53	ESA	3 SEP 1973	3			39.47

Qualification: First 2 in each heat (Q) and the next 2 fastest (q) advance to the Final

Legend:

Fn False start **Q** Qualified by place **Rk** Rank



Results

Resultados / Resultados

Wind: +0.1 m/s

Rk	Bib	Name	Class	NPC Code	Date of Birth	Lane	Reaction	Fn	Result
1	515	AGUILAR Jesus Alfredo	T53	VEN	14 MAY 1963	5			28.08 Q
2	488	SNYDER Austin	T53	USA	27 APR 1978	4		F1	29.25 Q
3	346	MONDRAGON Salvador	T52	MEX	31 DEC 1963	3			32.44
4	274	MAZARIEGO Dimas	T53	ESA	3 NOV 1963	2			33.61
5	478	ROBERTS Joshua	T52	USA	3 JAN 1982	6			35.05

Qualification: First 2 in each heat (Q) and the next 2 fastest (q) advance to the Final

Legend:

Fn False start **Q** Qualified by place **Rk** Rank



Results

Resultados / Resultados

WORLD RECORD	24.49 WEIR David	GBR Ibach (SUI)	25 MAY 2006
PARA-PANAM RECORD	25.32 SANDOVAL CHI Freddy Manuel	MEX Mar de Plata (ARG)	5 DEC 2003

Wind: +0.5 m/s

Rk	Bib	Name	Class	NPC Code	Date of Birth	Lane	Reaction	Fn	Result
1	363	VALDOVINOS GONZALEZ Gonzalo	T54	MEX	28 OCT 1978	3			26.21
2	358	SANCHEZ NAVA Fernando	T54	MEX	30 MAY 1983	5			26.49
3	453	HIGHTOWER Erik	T54	USA	6 APR 1986	4		F1	26.66
4	359	SANDOVAL CHI Freddy	T54	MEX	13 DEC 1978	6			26.72
5	531	VALLADARES Juan Ramon	T54	VEN	11 OCT 1980	2			26.94
6	116	SOARES Wendel	T54	BRA	24 AUG 1978	7			27.02
7	17	REBUCCI Edgardo	T54	ARG	21 AUG 1986	1			28.96
8	224	ALBARENGA TORRES Oscar	T54	CRC	4 OCT 1980	8			29.39

Legend:

Fn False start **Rk** Rank



Results

Resultados / Resultados

CORRECTED

WORLD RECORD	24.49 WEIR David	GBR Ibach (SUI)	25 MAY 2006
PARA-PANAM RECORD	25.32 SANDOVAL CHI Freddy Manuel	MEX Mar de Plata (ARG)	5 DEC 2003

SEMIFINAL 1 Start Time: 15:25

Wind: +1.0 m/s

Rk	Bib	Name	Class	NPC Code	Date of Birth	Lane	Reaction	Fn	Result
1	363	VALDOVINOS GONZALEZ Gonzalo	T54	MEX	28 OCT 1978	4			26.40 Q
2	453	HIGHTOWER Erik	T54	USA	6 APR 1986	5			26.49 Q
3	531	VALLADARES Juan Ramon	T54	VEN	11 OCT 1980	3			26.85 Q
4	17	REBUCCI Edgardo	T54	ARG	21 AUG 1986	7			28.72 q
5	224	ALBARENGA TORRES Oscar	T54	CRC	4 OCT 1980	6			29.30 q
6	214	ARENAS CANTILLO Mauricio	T54	COL	19 FEB 1973	8			30.11
7	271	CALDERON RIVAS William Alexander	T54	ESA	20 SEP 1981	2			31.97
8	266	LÓPEZ BURGOS Byron Gabriel	T54	ECU	9 NOV 1978	1			33.06

SEMIFINAL 2 Start Time: 15:35

Wind: +1.4 m/s

Rk	Bib	Name	Class	NPC Code	Date of Birth	Lane	Reaction	Fn	Result
1	358	SANCHEZ NAVA Fernando	T54	MEX	30 MAY 1983	4			26.86 Q
2	359	SANDOVAL CHI Freddy	T54	MEX	13 DEC 1978	6			27.09 Q
3	116	SOARES Wendel	T54	BRA	24 AUG 1978	3			27.36 Q
4	227	MOLINA SIBAJA Laurens	T54	CRC	2 OCT 1978	5			29.93
5	519	CARABALLO Luis Rafael	T54	VEN	20 FEB 1963	2			31.15
6	273	MARTINEZ CARCAMO Ricardo Ernesto	T54	ESA	21 SEP 1978	1			32.89
	27	VILCHE Juan Pablo	T54	ARG	25 JAN 1988	7			DQ R 163.6

Qualification: First 3 in each heat (Q) and the next 2 fastest (q) advance to the Final

Legend:

DQ	Disqualified	Fn	False start	q	Qualified by result	Q	Qualified by place
R	IAAF rule	Rk	Rank				



Results Summary

Resumen de resultados / Resumo dos Resultados

CORRECTED

WORLD RECORD	24.49 WEIR David	GBR Ibach (SUI)	25 MAY 2006
PARA-PANAM RECORD	25.32 SANDOVAL CHI Freddy Manuel	MEX Mar de Plata (ARG)	5 DEC 2003

Rank	Bib	Name	Class	NPC Code	Heat	Lane	Position	Wind	Time	
1	363	VALDOVINOS GONZALEZ Gonzalo	T54	MEX	1	4	1	+1.0	26.40	Q
2	453	HIGHTOWER Erik	T54	USA	1	5	2	+1.0	26.49	Q
3	531	VALLADARES Juan Ramon	T54	VEN	1	3	3	+1.0	26.85	Q
4	358	SANCHEZ NAVA Fernando	T54	MEX	2	4	1	+1.4	26.86	Q
5	359	SANDOVAL CHI Freddy	T54	MEX	2	6	2	+1.4	27.09	Q
6	116	SOARES Wendel	T54	BRA	2	3	3	+1.4	27.36	Q
7	17	REBUCCI Edgardo	T54	ARG	1	7	4	+1.0	28.72	q
8	224	ALBARENGA TORRES Oscar	T54	CRC	1	6	5	+1.0	29.30	q
9	227	MOLINA SIBAJA Laurens	T54	CRC	2	5	4	+1.4	29.93	
10	214	ARENAS CANTILLO Mauricio	T54	COL	1	8	6	+1.0	30.11	
11	519	CARABALLO Luis Rafael	T54	VEN	2	2	5	+1.4	31.15	
12	271	CALDERON RIVAS William Alexander	T54	ESA	1	2	7	+1.0	31.97	
13	273	MARTINEZ CARCAMO Ricardo Ernesto	T54	ESA	2	1	6	+1.4	32.89	
14	266	LÓPEZ BURGOS Byron Gabriel	T54	ECU	1	1	8	+1.0	33.06	
	27	VILCHE Juan Pablo	T54	ARG	2	7			DQ	R 163.6

Qualification: First 3 in each heat (Q) and the next 2 fastest (q) advance to the Final

Note:
These athletes are sorted on performance

Legend:
DQ Disqualified **Q** Qualified by place **q** Qualified by result **R** IAAF rule



Results

Resultados / Resultados

WORLD RECORD	24.49 WEIR David	GBR Ibach (SUI)	25 MAY 2006
PARA-PANAM RECORD	25.32 SANDOVAL CHI Freddy Manuel	MEX Mar de Plata (ARG)	5 DEC 2003

Wind: +1.0 m/s

Rk	Bib	Name	Class	NPC Code	Date of Birth	Lane	Reaction	Fn	Result
1	363	VALDOVINOS GONZALEZ Gonzalo	T54	MEX	28 OCT 1978	4			26.40 Q
2	453	HIGHTOWER Erik	T54	USA	6 APR 1986	5			26.49 Q
3	531	VALLADARES Juan Ramon	T54	VEN	11 OCT 1980	3			26.85 Q
4	17	REBUCCI Edgardo	T54	ARG	21 AUG 1986	7			28.72
5	224	ALBARENGA TORRES Oscar	T54	CRC	4 OCT 1980	6			29.30
6	214	ARENAS CANTILLO Mauricio	T54	COL	19 FEB 1973	8			30.11
7	271	CALDERON RIVAS William Alexander	T54	ESA	20 SEP 1981	2			31.97
8	266	LÓPEZ BURGOS Byron Gabriel	T54	ECU	9 NOV 1978	1			33.06

Qualification: First 3 in each heat (Q) and the next 2 fastest (q) advance to the Final

Legend:

Fn False start **Q** Qualified by place **Rk** Rank



Results

Resultados / Resultados

CORRECTED

WORLD RECORD	24.49 WEIR David	GBR Ibach (SUI)	25 MAY 2006
PARA-PANAM RECORD	25.32 SANDOVAL CHI Freddy Manuel	MEX Mar de Plata (ARG)	5 DEC 2003

Wind: +1.4 m/s

Rk	Bib	Name	Class	NPC Code	Date of Birth	Lane	Reaction	Fn	Result
1	358	SANCHEZ NAVA Fernando	T54	MEX	30 MAY 1983	4			26.86 Q
2	359	SANDOVAL CHI Freddy	T54	MEX	13 DEC 1978	6			27.09 Q
3	116	SOARES Wendel	T54	BRA	24 AUG 1978	3			27.36 Q
4	227	MOLINA SIBAJA Laurens	T54	CRC	2 OCT 1978	5			29.93
5	519	CARABALLO Luis Rafael	T54	VEN	20 FEB 1963	2			31.15
6	273	MARTINEZ CARCAMO Ricardo Ernesto	T54	ESA	21 SEP 1978	1			32.89
	27	VILCHE Juan Pablo	T54	ARG	25 JAN 1988	7			DQ R 163.6

Qualification: First 3 in each heat (Q) and the next 2 fastest (q) advance to the Final

Legend:

DQ	Disqualified	Fn	False start	Q	Qualified by place	R	IAAF rule
Rk	Rank						



Results

Resultados / Resultados

WORLD RECORD	50.03	ARMANDO Jose	ANG Athens (GRE)	25 SEP 2004
PARA-PANAM RECORD	51.09	PRADO Lucas	BRA Rio de Janeiro (BRA)	18 AUG 2007

FINAL A Start Time: 11:18

Rk	Bib Name	Class	NPC Code	Date of Birth	Lane	Reaction	Fn	Result
1	101 PRADO Lucas	T11	BRA	27 MAY 1985	3	0.182		50.44 PR
2	231 ARDILES Adrian	T11	CUB	14 JAN 1978	1	0.159		50.89
3	91 NETO Hilário	T11	BRA	14 MAY 1982	5	0.189		54.39
4	537 ORTEGA Arquimedez	T11	VEN	21 MAY 1985	7	0.202		56.50

FINAL B Start Time: 11:10

Rk	Bib Name	Class	NPC Code	Date of Birth	Lane	Reaction	Fn	Result
1	532 HERRERA Oscar	T11	VEN	7 OCT 1975	3			56.07
	427 ALBARRACACIN Jorge	T11	URU	30 JAN 1965	7			DNS
	326 CRUZ LUJAN Edgar	T11	MEX	9 APR 1988	5			DNS
	341 MARTÍNEZ LÓPEZ Ulises	T11	MEX	2 JAN 1982	1			DNS

Legend:

DNS Did not Start **Fn** False start **PR** Para-Panam Record **Rk** Rank



Results Summary

Resumen de resultados / Resumo dos Resultados

WORLD RECORD	50.03	ARMANDO Jose	ANG Athens (GRE)	25 SEP 2004
PARA-PANAM RECORD	51.09	PRADO Lucas	BRA Rio de Janeiro (BRA)	18 AUG 2007

Rank	Bib	Name	Class	NPC Code	Heat	Lane	Position	Time	
1	101	PRADO Lucas	T11	BRA	1	3	1	50.44	PR
2	231	ARDILES Adrian	T11	CUB	1	1	2	50.89	
3	91	NETO Hilário	T11	BRA	1	5	3	54.39	
4	532	HERRERA Oscar	T11	VEN	2	3	1	56.07	
5	537	ORTEGA Arquimedes	T11	VEN	1	7	4	56.50	
	427	ALBARRACACIN Jorge	T11	URU	2	7		DNS	
	326	CRUZ LUJAN Edgar	T11	MEX	2	5		DNS	
	341	MARTÍNEZ LÓPEZ Ulises	T11	MEX	2	1		DNS	

Note:
These athletes are sorted on performance

Legend:
DNS Did not Start PR Para-Panam Record



Results

Resultados / Resultados

WORLD RECORD	50.03	ARMANDO Jose	ANG Athens (GRE)	25 SEP 2004
PARA-PANAM RECORD	51.09	PRADO Lucas	BRA Rio de Janeiro (BRA)	18 AUG 2007

Rk	Bib	Name	Class	NPC Code	Date of Birth	Lane	Reaction	Fn	Result
1	101	PRADO Lucas	T11	BRA	27 MAY 1985	3	0.182		50.44 PR
2	231	ARDILES Adrian	T11	CUB	14 JAN 1978	1	0.159		50.89
3	91	NETO Hilário	T11	BRA	14 MAY 1982	5	0.189		54.39
4	537	ORTEGA Arquimedes	T11	VEN	21 MAY 1985	7	0.202		56.50

Legend:

Fn False start **PR** Para-Panam Record **Rk** Rank



Results

Resultados / Resultados

WORLD RECORD	50.03	ARMANDO Jose	ANG Athens (GRE)	25 SEP 2004
PARA-PANAM RECORD	51.09	PRADO Lucas	BRA Rio de Janeiro (BRA)	18 AUG 2007

Rk	Bib	Name	Class	NPC Code	Date of Birth	Lane	Reaction	Fn	Result
1	532	HERRERA Oscar	T11	VEN	7 OCT 1975	3			56.07
	427	ALBARRACACIN Jorge	T11	URU	30 JAN 1965	7			DNS
	326	CRUZ LUJAN Edgar	T11	MEX	9 APR 1988	5			DNS
	341	MARTÍNEZ LÓPEZ Ulises	T11	MEX	2 JAN 1982	1			DNS

Legend:

DNS Did not Start **Fn** False start **Rk** Rank



Results

Resultados / Resultados

WORLD RECORD	50.03	ARMANDO Jose	ANG Athens (GRE)	25 SEP 2004
PARA-PANAM RECORD	53.81	WALSH Dustin	CAN Athens (GRE)	25 SEP 2004

SEMIFINAL 1 Start Time: 14:36

Rk	Bib Name	Class	NPC Code	Date of Birth	Lane	Reaction	Fn	Result
1	101 PRADO Lucas	T11	BRA	27 MAY 1985	3	0.196		51.09 Q PR
2	231 ARDILES Adrian	T11	CUB	14 JAN 1978	5	0.164		51.22 q
3	532 HERRERA Oscar	T11	VEN	7 OCT 1975	1	0.179		57.58
4	341 MARTÍNEZ LÓPEZ Ulises	T11	MEX	2 JAN 1982	7	0.216		1:00.85

SEMIFINAL 2 Start Time: 14:45

Rk	Bib Name	Class	NPC Code	Date of Birth	Lane	Reaction	Fn	Result
1	91 NETO Hilário	T11	BRA	14 MAY 1982	3	0.175		54.35 Q
2	537 ORTEGA Arquimedes	T11	VEN	21 MAY 1985	5	0.191		56.22 q
3	326 CRUZ LUJAN Edgar	T11	MEX	9 APR 1988	1	0.210		58.81
4	427 ALBARRACACIN Jorge	T11	URU	30 JAN 1965	7	0.201		1:03.13

Qualification: First 1 in each heat (Q) and the next 2 fastest (q) advance to the Final

Legend:

Fn	False start	PR	Para-Panam Record	Q	Qualified by place	q	Qualified by result
Rk	Rank						



Results Summary

Resumen de resultados / Resumo dos Resultados

WORLD RECORD	50.03	ARMANDO Jose	ANG Athens (GRE)	25 SEP 2004
PARA-PANAM RECORD	53.81	WALSH Dustin	CAN Athens (GRE)	25 SEP 2004

Rank	Bib	Name	Class	NPC Code	Heat	Lane	Position	Time		
1	101	PRADO Lucas	T11	BRA	1	3	1	51.09	Q	PR
2	231	ARDILES Adrian	T11	CUB	1	5	2	51.22	q	
3	91	NETO Hilário	T11	BRA	2	3	1	54.35	Q	
4	537	ORTEGA Arquimedes	T11	VEN	2	5	2	56.22	q	
5	532	HERRERA Oscar	T11	VEN	1	1	3	57.58		
6	326	CRUZ LUJAN Edgar	T11	MEX	2	1	3	58.81		
7	341	MARTÍNEZ LÓPEZ Ulises	T11	MEX	1	7	4	1:00.85		
8	427	ALBARRACACIN Jorge	T11	URU	2	7	4	1:03.13		

Qualification: First 1 in each heat (Q) and the next 2 fastest (q) advance to the Final

Note:
These athletes are sorted on performance

Legend:
PR Para-Panam Record q Qualified by result Q Qualified by place



Results

Resultados / Resultados

WORLD RECORD	50.03	ARMANDO Jose	ANG	Athens (GRE)	25 SEP 2004
PARA-PANAM RECORD	53.81	WALSH Dustin	CAN	Athens (GRE)	25 SEP 2004

Rk	Bib	Name	Class	NPC Code	Date of Birth	Lane	Reaction	Fn	Result
1	101	PRADO Lucas	T11	BRA	27 MAY 1985	3	0.196		51.09 Q PR
2	231	ARDILES Adrian	T11	CUB	14 JAN 1978	5	0.164		51.22
3	532	HERRERA Oscar	T11	VEN	7 OCT 1975	1	0.179		57.58
4	341	MARTÍNEZ LÓPEZ Ulises	T11	MEX	2 JAN 1982	7	0.216		1:00.85

Qualification: First 1 in each heat (Q) and the next 2 fastest (q) advance to the Final

Legend:

Fn	False start	PR	Para-Panam Record	Q	Qualified by place	Rk	Rank
-----------	-------------	-----------	-------------------	----------	--------------------	-----------	------



Results

Resultados / Resultados

WORLD RECORD	50.03	ARMANDO Jose	ANG Athens (GRE)	25 SEP 2004
PARA-PANAM RECORD	51.09	PRADO Lucas	BRA Rio de Janeiro (BRA)	18 AUG 2007

Rk	Bib Name	Class	NPC Code	Date of Birth	Lane	Reaction	Fn	Result
1	91 NETO Hilário	T11	BRA	14 MAY 1982	3	0.175		54.35 Q
2	537 ORTEGA Arquimedez	T11	VEN	21 MAY 1985	5	0.191		56.22 q
3	326 CRUZ LUJAN Edgar	T11	MEX	9 APR 1988	1	0.210		58.81
4	427 ALBARRACACIN Jorge	T11	URU	30 JAN 1965	7	0.201		1:03.13

Qualification: First 1 in each heat (Q) and the next 2 fastest (q) advance to the Final

Legend:

Fn	False start	Q	Qualified by place	q	Qualified by result	Rk	Rank
-----------	-------------	----------	--------------------	----------	---------------------	-----------	------



Results

Resultados / Resultados

WORLD RECORD	50.03	ARMANDO Jose	ANG Athens (GRE)	25 SEP 2004
PARA-PANAM RECORD	53.81	WALSH Dustin	CAN Athens (GRE)	25 SEP 2004

HEAT 1 Start Time: 17:33

Rk	Bib Name	Class	NPC Code	Date of Birth	Lane	Reaction	Fn	Result
1	101 PRADO Lucas	T11	BRA	27 MAY 1985	3	0.238		56.06 Q
2	532 HERRERA Oscar	T11	VEN	7 OCT 1975	5	0.226		56.38 q
3	427 ALBARRACACIN Jorge	T11	URU	30 JAN 1965	1	0.287		1:04.40 q
	290 CRUZ Santos	T11	HON	26 FEB 1979	7			DQ R 144.2h

HEAT 2 Start Time: 17:42

Rk	Bib Name	Class	NPC Code	Date of Birth	Lane	Reaction	Fn	Result
1	231 ARDILES Adrian	T11	CUB	14 JAN 1978	3	0.160		58.14 Q
2	292 GARCIA ZEPEDA Max	T11	HON	8 JUN 1972	1	0.299		1:10.37
	165 DUNKERLEY Jonathan	T11	CAN	5 MAY 1980	5			DNS

HEAT 3 Start Time: 17:51

Rk	Bib Name	Class	NPC Code	Date of Birth	Lane	Reaction	Fn	Result
1	91 NETO Hilário	T11	BRA	14 MAY 1982	3	0.189		56.65 Q
2	326 CRUZ LUJAN Edgar	T11	MEX	9 APR 1988	5	0.219		1:00.12 q
3	293 HERNANDEZ OLIVA Luis Carlos	T11	HON	5 NOV 1990	1	0.273		1:18.07

HEAT 4 Start Time: 18:00

Rk	Bib Name	Class	NPC Code	Date of Birth	Lane	Reaction	Fn	Result
1	537 ORTEGA Arquimedez	T11	VEN	21 MAY 1985	3	0.273		57.37 Q
2	341 MARTÍNEZ LÓPEZ Ulises	T11	MEX	2 JAN 1982	1	0.196		1:01.59 q
	219 RODRIGUEZ PIEDRAHITA Juan Guillermo	T11	COL	14 FEB 1983	5	0.319		DQ R 144.2h

Qualification: First 1 in each heat (Q) and the next 4 fastest (q) advance to the Semifinal

Legend:

DNS	Did not Start	DQ	Disqualified	Fn	False start	Q	Qualified by place
q	Qualified by result	R	IAAF rule	Rk	Rank		



Results Summary

Resumen de resultados / Resumo dos Resultados

WORLD RECORD	50.03	ARMANDO Jose	ANG Athens (GRE)	25 SEP 2004
PARA-PANAM RECORD	53.81	WALSH Dustin	CAN Athens (GRE)	25 SEP 2004

Rank	Bib	Name	Class	NPC Code	Heat	Lane	Position	Time	
1	101	PRADO Lucas	T11	BRA	1	3	1	56.06	Q
2	532	HERRERA Oscar	T11	VEN	1	5	2	56.38	q
3	91	NETO Hilário	T11	BRA	3	3	1	56.65	Q
4	537	ORTEGA Arquimedes	T11	VEN	4	3	1	57.37	Q
5	231	ARDILES Adrian	T11	CUB	2	3	1	58.14	Q
6	326	CRUZ LUJAN Edgar	T11	MEX	3	5	2	1:00.12	q
7	341	MARTÍNEZ LÓPEZ Ulises	T11	MEX	4	1	2	1:01.59	q
8	427	ALBARRACACIN Jorge	T11	URU	1	1	3	1:04.40	q
9	292	GARCIA ZEPEDA Max	T11	HON	2	1	2	1:10.37	
10	293	HERNANDEZ OLIVA Luis Carlos	T11	HON	3	1	3	1:18.07	
	219	RODRIGUEZ PIEDRAHITA Juan Guillermo	T11	COL	4	5		DQ	R 144.2h
	290	CRUZ Santos	T11	HON	1	7		DQ	R 144.2h
	165	DUNKERLEY Jonathan	T11	CAN	2	5		DNS	

Qualification: First 1 in each heat (Q) and the next 4 fastest (q) advance to the Semifinal

Note:
These athletes are sorted on performance

Legend:
DNS Did not Start
R IAAF rule
DQ Disqualified
q Qualified by result
Q Qualified by place



Results

Resultados / Resultados

WORLD RECORD	50.03	ARMANDO Jose	ANG Athens (GRE)	25 SEP 2004
PARA-PANAM RECORD	53.81	WALSH Dustin	CAN Athens (GRE)	25 SEP 2004

Rk	Bib	Name	Class	NPC Code	Date of Birth	Lane	Reaction	Fn	Result	
1	101	PRADO Lucas	T11	BRA	27 MAY 1985	3	0.238		56.06	Q
2	532	HERRERA Oscar	T11	VEN	7 OCT 1975	5	0.226		56.38	
3	427	ALBARRACACIN Jorge	T11	URU	30 JAN 1965	1	0.287		1:04.40	
	290	CRUZ Santos	T11	HON	26 FEB 1979	7			DQ	R 144.2h

Qualification: First 1 in each heat (Q) and the next 4 fastest (q) advance to the Semifinal

Legend:

DQ	Disqualified Rank	Fn	False start	Q	Qualified by place	R	IAAF rule
-----------	-------------------	-----------	-------------	----------	--------------------	----------	-----------



Results

Resultados / Resultados

WORLD RECORD	50.03	ARMANDO Jose	ANG Athens (GRE)	25 SEP 2004
PARA-PANAM RECORD	53.81	WALSH Dustin	CAN Athens (GRE)	25 SEP 2004

Rk	Bib	Name	Class	NPC Code	Date of Birth	Lane	Reaction	Fn	Result
1	231	ARDILES Adrian	T11	CUB	14 JAN 1978	3	0.160		58.14 Q
2	292	GARCIA ZEPEDA Max	T11	HON	8 JUN 1972	1	0.299		1:10.37
	165	DUNKERLEY Jonathan	T11	CAN	5 MAY 1980	5			DNS

Qualification: First 1 in each heat (Q) and the next 4 fastest (q) advance to the Semifinal

Legend:

DNS Did not Start **Fn** False start **Q** Qualified by place **Rk** Rank



Results

Resultados / Resultados

WORLD RECORD	50.03	ARMANDO Jose	ANG	Athens (GRE)	25 SEP 2004
PARA-PANAM RECORD	53.81	WALSH Dustin	CAN	Athens (GRE)	25 SEP 2004

Rk	Bib	Name	Class	NPC Code	Date of Birth	Lane	Reaction	Fn	Result
1	91	NETO Hilário	T11	BRA	14 MAY 1982	3	0.189		56.65 Q
2	326	CRUZ LUJAN Edgar	T11	MEX	9 APR 1988	5	0.219		1:00.12
3	293	HERNANDEZ OLIVA Luis Carlos	T11	HON	5 NOV 1990	1	0.273		1:18.07

Qualification: First 1 in each heat (Q) and the next 4 fastest (q) advance to the Semifinal

Legend:

Fn False start **Q** Qualified by place **Rk** Rank



Results

Resultados / Resultados

WORLD RECORD	50.03	ARMANDO Jose	ANG	Athens (GRE)	25 SEP 2004
PARA-PANAM RECORD	53.81	WALSH Dustin	CAN	Athens (GRE)	25 SEP 2004

Rk	Bib	Name	Class	NPC Code	Date of Birth	Lane	Reaction	Fn	Result
1	537	ORTEGA Arquimedez	T11	VEN	21 MAY 1985	3	0.273		57.37 Q
2	341	MARTÍNEZ LÓPEZ Ulises	T11	MEX	2 JAN 1982	1	0.196		1:01.59 q
	219	RODRIGUEZ PIEDRAHITA Juan Guillermo	T11	COL	14 FEB 1983	5	0.319		DQ R 144.2h

Qualification: First 1 in each heat (Q) and the next 4 fastest (q) advance to the Semifinal

Legend:

DQ	Disqualified	Fn	False start	q	Qualified by result	Q	Qualified by place
R	IAAF rule	Rk	Rank				



Results

Resultados / Resultados

WORLD RECORD	48.62 POTRA Gabriel	POR Villeneuve'd'Ascq (FRA)	25 JUL 2002
PARA-PANAM RECORD	50.12 MORENO Pedro Cesar	BRA Assen (NED)	9 SEP 2006

Rk	Bib	Name	Class	NPC Code	Date of Birth	Lane	Reaction	Fn	Result
1	88	MORAES Pedro	T12	BRA	28 AUG 1973	5	0.305		50.43
2	455	JAMISON Josiah	T12	USA	18 AUG 1982	3	0.198		51.81
3	119	SOUZA Júlio	T12	BRA	19 FEB 1977	1	0.177		51.92
4	12	LLANOS Walter	T12	ARG	26 MAR 1990	7	0.452		57.52

Legend:

Fn False start **Rk** Rank



Results

Resultados / Resultados

WORLD RECORD	48.62 POTRA Gabriel	POR Villeneuve'Ascq (FRA)	25 JUL 2002
PARA-PANAM RECORD	50.12 MORENO Pedro Cesar	BRA Assen (NED)	9 SEP 2006

SEMIFINAL 1 Start Time: 16:07

Rk	Bib Name	Class	NPC Code	Date of Birth	Lane	Reaction	Fn	Result
1	455 JAMISON Josiah	T12	USA	18 AUG 1982	7	0.293		51.99 Q
2	119 SOUZA Júlio	T12	BRA	19 FEB 1977	1	0.195		52.75 q
3	12 LLANOS Walter	T12	ARG	26 MAR 1990	5	0.302		56.64 q
4	351 ORTIZ CARREÓN Ricardo	T12	MEX	22 MAR 1989	3	0.260		1:00.05

SEMIFINAL 2 Start Time: 16:14

Rk	Bib Name	Class	NPC Code	Date of Birth	Lane	Reaction	Fn	Result
1	88 MORAES Pedro	T12	BRA	28 AUG 1973	7	0.369		53.84 Q
2	350 ORTIZ CARREÓN Raul	T12	MEX	9 JAN 1992	5	0.335		56.93
3	215 CASTILLO RODRIGUEZ Erwin Jadir	T12	COL	21 NOV 1986	3	0.200		1:04.49

Qualification: First 1 in each heat (Q) and the next 2 fastest (q) advance to the Final

Legend:

Fn False start Q Qualified by place q Qualified by result Rk Rank



Results Summary

Resumen de resultados / Resumo dos Resultados

WORLD RECORD	48.62 POTRA Gabriel	POR Villeneuve'd'Ascq (FRA)	25 JUL 2002
PARA-PANAM RECORD	50.12 MORENO Pedro Cesar	BRA Assen (NED)	9 SEP 2006

Rank	Bib	Name	Class	NPC Code	Heat	Lane	Position	Time
1	455	JAMISON Josiah	T12	USA	1	7	1	51.99 Q
2	119	SOUZA Júlio	T12	BRA	1	1	2	52.75 q
3	88	MORAES Pedro	T12	BRA	2	7	1	53.84 Q
4	12	LLANOS Walter	T12	ARG	1	5	3	56.64 q
5	350	ORTIZ CARREÓN Raul	T12	MEX	2	5	2	56.93
6	351	ORTIZ CARREÓN Ricardo	T12	MEX	1	3	4	1:00.05
7	215	CASTILLO RODRIGUEZ Erwin Jadir	T12	COL	2	3	3	1:04.49

Qualification: First 1 in each heat (Q) and the next 2 fastest (q) advance to the Final

Note:
These athletes are sorted on performance

Legend:
q Qualified by result Q Qualified by place



Results

Resultados / Resultados

WORLD RECORD	48.62 POTRA Gabriel	POR Villeneuve d'Ascq (FRA)	25 JUL 2002
PARA-PANAM RECORD	50.12 MORENO Pedro Cesar	BRA Assen (NED)	9 SEP 2006

Rk	Bib Name	Class	NPC Code	Date of Birth	Lane	Reaction	Fn	Result
1	455 JAMISON Josiah	T12	USA	18 AUG 1982	7	0.293		51.99 Q
2	119 SOUZA Júlio	T12	BRA	19 FEB 1977	1	0.195		52.75 q
3	12 LLANOS Walter	T12	ARG	26 MAR 1990	5	0.302		56.64 q
4	351 ORTIZ CARREÓN Ricardo	T12	MEX	22 MAR 1989	3	0.260		1:00.05

Qualification: First 1 in each heat (Q) and the next 2 fastest (q) advance to the Final

Legend:

Fn False start **Q** Qualified by place **q** Qualified by result **Rk** Rank



Results

Resultados / Resultados

WORLD RECORD	48.62 POTRA Gabriel	POR Villeneuve'd'Ascq (FRA)	25 JUL 2002
PARA-PANAM RECORD	50.12 MORENO Pedro Cesar	BRA Assen (NED)	9 SEP 2006

Rk	Bib Name	Class	NPC Code	Date of Birth	Lane	Reaction	Fn	Result
1	88 MORAES Pedro	T12	BRA	28 AUG 1973	7	0.369		53.84 Q
2	350 ORTIZ CARREÓN Raul	T12	MEX	9 JAN 1992	5	0.335		56.93
3	215 CASTILLO RODRIGUEZ Erwin Jadir	T12	COL	21 NOV 1986	3	0.200		1:04.49

Qualification: First 1 in each heat (Q) and the next 2 fastest (q) advance to the Final

Legend:

Fn False start **Q** Qualified by place **Rk** Rank



Results

Resultados / Resultados

WORLD RECORD	47.48 ADESOJI Adekundo	NGR Johannesburg (RSA)	1999
PARA-PANAM RECORD	49.46 ANDRADE Andre	BRA Villeneuve d'Ascq (FRA)	27 JUL 2002

Rk	Bib Name	Class	NPC Code	Date of Birth	Lane	Reaction	Fn	Result	
1	462 MITCHELL Royal	T13	USA	20 NOV 1982	3	0.185		50.39	
2	544 SANCHEZ Jose Luis	T13	VEN	5 FEB 1986	4	0.295		50.49	
3	239 DURRUTÍ HECHAVARRÍA Freddy	T13	CUB	12 FEB 1990	6	0.199		52.82	
4	36 ANJOS Gilson	T13	BRA	2 AUG 1983	7	0.208		53.79	
5	178 McGREGOR Stuart	T13	CAN	10 JAN 1979	5			54.34	
	284 LÓPEZ NAJERA César Arturo	T13	GUA	18 OCT 1980	2	0.262		DQ	R 163.3

Note:
IAAF Rule 163.3 - Leaving the lane

Legend:
DQ Disqualified **Fn** False start **R** IAAF rule **Rk** Rank



Results

Resultados / Resultados

Rk	Bib	Name	Class	NPC Code	Date of Birth	Lane	Reaction	Fn	Result
1	455	JAMISON Josiah	T12	USA	18 AUG 1982	7	0.293		51.99 Q
2	119	SOUZA Júlio	T12	BRA	19 FEB 1977	1	0.195		52.75
3	12	LLANOS Walter	T12	ARG	26 MAR 1990	5	0.302		56.64
4	351	ORTIZ CARREÓN Ricardo	T12	MEX	22 MAR 1989	3	0.260		1:00.05

Qualification: First 1 in each heat (Q) and the next 4 fastest (q) advance to the Final

Legend:

Fn False start **Q** Qualified by place **Rk** Rank



Results

Resultados / Resultados

Rk	Bib	Name	Class	NPC Code	Date of Birth	Lane	Reaction	Fn	Result
1	88	MORAES Pedro	T12	BRA	28 AUG 1973	7	0.369		53.84 Q
2	350	ORTIZ CARREÓN Raul	T12	MEX	9 JAN 1992	5	0.335		56.93
3	215	CASTILLO RODRIGUEZ Erwin Jadir	T12	COL	21 NOV 1986	3	0.200		1:04.49

Qualification: First 1 in each heat (Q) and the next 4 fastest (q) advance to the Final

Legend:

Fn False start **Q** Qualified by place **Rk** Rank



Results

Resultados / Resultados

Rk	Bib	Name	Class	NPC Code	Date of Birth	Lane	Reaction	Fn	Result
1	72	FERREIRA Yohansson	T46	BRA	25 SEP 1987	5	0.178		49.59
2	118	SOUZA Emicarlo	T46	BRA	26 OCT 1981	3	0.291		49.87
3	523	COLMENARES AQUINO Samuel Oscar	T46	VEN	18 FEB 1987	4	0.169		50.55
4	535	MARTINEZ TOVAR Willy Amilcar	T46	VEN	19 JUL 1984	7	0.196		53.27
5	446	FANN Ryan	T44	USA	7 OCT 1983	6	0.206		54.08
6	460	LESTER Andrew	T44	USA	17 OCT 1986	8	0.332		55.44
7	6	CORTAJERENA Manuel	T46	ARG	22 APR 1986	1	0.195		56.67
	458	KOSAKOWSKI Donald	T46	USA	23 MAY 1986	2			DNS

Legend:

DNS Did not Start **Fn** False start **Rk** Rank



Results

Resultados / Resultados

SEMIFINAL 1 Start Time: 14:54

Rk	Bib Name	Class	NPC Code	Date of Birth	Lane	Reaction	Fn	Result
1	523 COLMENARES AQUINO Samuel Oscar	T46	VEN	18 FEB 1987	5	0.199		52.71 Q
2	446 FANN Ryan	T44	USA	7 OCT 1983	6	0.204		53.86 Q
3	458 KOSAKOWSKI Donald	T46	USA	23 MAY 1986	3	0.188		53.94 Q
4	236 COLUMBA VINENT Rafael José	T46	CUB	25 JUL 1987	2	0.169		56.28
5	285 PÉREZ GIRÓN Raúl Antonio	T45	GUA	30 JUL 1974	7	0.243		59.71
	117 SOUZA Antônio	T46	BRA	11 AUG 1971	4			DNS

SEMIFINAL 2 Start Time: 15:03

Rk	Bib Name	Class	NPC Code	Date of Birth	Lane	Reaction	Fn	Result
1	72 FERREIRA Yohansson	T46	BRA	25 SEP 1987	5	0.210		50.78 Q
2	118 SOUZA Emicarlo	T46	BRA	26 OCT 1981	3	0.203		51.48 Q
3	535 MARTINEZ TOVAR Willy Amilcar	T46	VEN	19 JUL 1984	4	0.217		51.92 Q
4	460 LESTER Andrew	T46	USA	17 OCT 1986	2	0.239		55.47 q
5	6 CORTAJERENA Manuel	T46	ARG	22 APR 1986	6	0.208		55.86 q

Qualification: First 3 in each heat (Q) and the next 2 fastest (q) advance to the Final

Legend:

DNS Did not Start **Fn** False start **q** Qualified by result **Q** Qualified by place
Rk Rank



Results Summary

Resumen de resultados / Resumo dos Resultados

Rank	Bib	Name	Class	NPC Code	Heat	Lane	Position	Time	
1	72	FERREIRA Yohansson	T46	BRA	2	5	1	50.78	Q
2	118	SOUZA Emicarlo	T46	BRA	2	3	2	51.48	Q
3	535	MARTINEZ TOVAR Willy Amilcar	T46	VEN	2	4	3	51.92	Q
4	523	COLMENARES AQUINO Samuel Oscar	T46	VEN	1	5	1	52.71	Q
5	446	FANN Ryan	T44	USA	1	6	2	53.86	Q
6	458	KOSAKOWSKI Donald	T46	USA	1	3	3	53.94	Q
7	460	LESTER Andrew	T46	USA	2	2	4	55.47	q
8	6	CORTAJERENA Manuel	T46	ARG	2	6	5	55.86	q
9	236	COLUMBA VINENT Rafael José	T46	CUB	1	2	4	56.28	
10	285	PÉREZ GIRÓN Raúl Antonio	T45	GUA	1	7	5	59.71	
	117	SOUZA Antônio	T46	BRA	1	4		DNS	

Qualification: First 3 in each heat (Q) and the next 2 fastest (q) advance to the Final

Note:
These athletes are sorted on performance

Legend:
DNS Did not Start q Qualified by result Q Qualified by place



Results

Resultados / Resultados

Rk	Bib	Name	Class	NPC Code	Date of Birth	Lane	Reaction	Fn	Result
1	523	COLMENARES AQUINO Samuel Oscar	T46	VEN	18 FEB 1987	5	0.199		52.71 Q
2	446	FANN Ryan	T44	USA	7 OCT 1983	6	0.204		53.86 Q
3	458	KOSAKOWSKI Donald	T46	USA	23 MAY 1986	3	0.188		53.94 Q
4	236	COLUMBA VINENT Rafael José	T46	CUB	25 JUL 1987	2	0.169		56.28
5	285	PÉREZ GIRÓN Raúl Antonio	T45	GUA	30 JUL 1974	7	0.243		59.71
	117	SOUZA Antônio	T46	BRA	11 AUG 1971	4			DNS

Qualification: First 3 in each heat (Q) and the next 2 fastest (q) advance to the Final

Legend:

DNS Did not Start **Fn** False start **Q** Qualified by place **Rk** Rank



Results

Resultados / Resultados

Rk	Bib	Name	Class	NPC Code	Date of Birth	Lane	Reaction	Fn	Result
1	72	FERREIRA Yohansson	T46	BRA	25 SEP 1987	5	0.210		50.78 Q
2	118	SOUZA Emicarlo	T46	BRA	26 OCT 1981	3	0.203		51.48 Q
3	535	MARTINEZ TOVAR Willy Amilcar	T46	VEN	19 JUL 1984	4	0.217		51.92 Q
4	460	LESTER Andrew	T46	USA	17 OCT 1986	2	0.239		55.47 q
5	6	CORTAJERENA Manuel	T46	ARG	22 APR 1986	6	0.208		55.86 q

Qualification: First 3 in each heat (Q) and the next 2 fastest (q) advance to the Final

Legend:

Fn False start **Q** Qualified by place **q** Qualified by result **Rk** Rank



Results

Resultados / Resultados

Rk	Bib	Name	Class	NPC Code	Date of Birth	Lane	Reaction	Fn	Result
1	110	SILVA Ariosvaldo	T53	BRA	23 DEC 1976	3			54.21
2	355	RAMIREZ VALENCIA Jaime	T53	MEX	30 APR 1963	5			54.26
3	488	SNYDER Austin	T53	USA	27 APR 1978	6			54.59
4	447	FORBIS Doug	T53	USA	21 JUL 1986	2			56.43
5	471	PORTERFIELD Matthew	T53	USA	3 OCT 1980	4			56.54
6	9	GOMEZ Walter Cristian	T53	ARG	30 APR 1984	7			1:01.25
7	346	MONDRAGON Salvador	T52	MEX	31 DEC 1963	8			1:04.71
8	10	GONZALEZ Ronaldo	T53	ARG	22 DEC 1978	1			1:07.84

Legend:

Fn False start Rk Rank



Results

Resultados / Resultados

SEMIFINAL 1 Start Time: 16:33

Rk	Bib Name	Class	NPC Code	Date of Birth	Lane	Reaction	Fn	Result
1	355 RAMIREZ VALENCIA Jaime	T53	MEX	30 APR 1963	4			53.87 Q
2	110 SILVA Ariosvaldo	T53	BRA	23 DEC 1976	5			54.58 Q
3	447 FORBIS Doug	T53	USA	21 JUL 1986	7			57.91 Q
4	10 GONZALEZ Ronaldo	T53	ARG	22 DEC 1978	6			1:05.13 q
5	478 ROBERTS Joshua	T52	USA	3 JAN 1982	2			1:11.07
	515 AGUILAR Jesus Alfredo	T53	VEN	14 MAY 1963	3			DQ R 163.3

SEMIFINAL 2 Start Time: 16:42

Rk	Bib Name	Class	NPC Code	Date of Birth	Lane	Reaction	Fn	Result
1	471 PORTERFIELD Matthew	T53	USA	3 OCT 1980	5			55.82 Q
2	488 SNYDER Austin	T53	USA	27 APR 1978	3			56.02 Q
3	9 GOMEZ Walter Cristian	T53	ARG	30 APR 1984	4			1:00.61 Q
4	346 MONDRAGON Salvador	T52	MEX	31 DEC 1963	2			1:04.71 q
5	226 JIMENEZ HERNANDEZ Jose	T53	CRC	2 JUL 1982	6			1:06.14

Qualification: First 3 in each heat (Q) and the next 2 fastest (q) advance to the Final

Note:
IAAF Rule 163.3 - Leaving the lane

Legend:
DQ Disqualified **Fn** False start **q** Qualified by result **Q** Qualified by place
R IAAF rule **Rk** Rank



Results Summary

Resumen de resultados / Resumo dos Resultados

Rank	Bib	Name	Class	NPC Code	Heat	Lane	Position	Time	
1	355	RAMIREZ VALENCIA Jaime	T53	MEX	1	4	1	53.87	Q
2	110	SILVA Ariosvaldo	T53	BRA	1	5	2	54.58	Q
3	471	PORTERFIELD Matthew	T53	USA	2	5	1	55.82	Q
4	488	SNYDER Austin	T53	USA	2	3	2	56.02	Q
5	447	FORBIS Doug	T53	USA	1	7	3	57.91	Q
6	9	GOMEZ Walter Cristian	T53	ARG	2	4	3	1:00.61	Q
7	346	MONDRAGON Salvador	T52	MEX	2	2	4	1:04.71	q
8	10	GONZALEZ Ronaldo	T53	ARG	1	6	4	1:05.13	q
9	226	JIMENEZ HERNANDEZ Jose	T53	CRC	2	6	5	1:06.14	
10	478	ROBERTS Joshua	T52	USA	1	2	5	1:11.07	
	515	AGUILAR Jesus Alfredo	T53	VEN	1	3		DQ	R 163.3

Qualification: First 3 in each heat (Q) and the next 2 fastest (q) advance to the Final

Note:
IAAF Rule 163.3 - Leaving the lane

Note:
These athletes are sorted on performance

Legend:
DQ Disqualified Q Qualified by place q Qualified by result R IAAF rule



Results

Resultados / Resultados

Rk	Bib	Name	Class	NPC Code	Date of Birth	Lane	Reaction	Fn	Result	
1	355	RAMIREZ VALENCIA Jaime	T53	MEX	30 APR 1963	4			53.87	Q
2	110	SILVA Ariosvaldo	T53	BRA	23 DEC 1976	5			54.58	Q
3	447	FORBIS Doug	T53	USA	21 JUL 1986	7			57.91	Q
4	10	GONZALEZ Ronaldo	T53	ARG	22 DEC 1978	6			1:05.13	
5	478	ROBERTS Joshua	T52	USA	3 JAN 1982	2			1:11.07	
	515	AGUILAR Jesus Alfredo	T53	VEN	14 MAY 1963	3			DQ	R 163.3

Qualification: First 3 in each heat (Q) and the next 2 fastest (q) advance to the Final

Note:
IAAF Rule 163.3 - Leaving the lane

Legend:
DQ Disqualified **Fn** False start **Q** Qualified by place **R** IAAF rule
Rk Rank



Results

Resultados / Resultados

Rk	Bib	Name	Class	NPC Code	Date of Birth	Lane	Reaction	Fn	Result
1	471	PORTERFIELD Matthew	T53	USA	3 OCT 1980	5			55.82 Q
2	488	SNYDER Austin	T53	USA	27 APR 1978	3			56.02 Q
3	9	GOMEZ Walter Cristian	T53	ARG	30 APR 1984	4			1:00.61 Q
4	346	MONDRAGON Salvador	T52	MEX	31 DEC 1963	2			1:04.71 q
5	226	JIMENEZ HERNANDEZ Jose	T53	CRC	2 JUL 1982	6			1:06.14

Qualification: First 3 in each heat (Q) and the next 2 fastest (q) advance to the Final

Legend:

Fn False start **Q** Qualified by place **q** Qualified by result **Rk** Rank



Results

Resultados / Resultados

WORLD RECORD	46.11 WEIR David	GBR Arbon (SUI)	26 AUG 2006
PARA-PANAM RECORD	47.73 ADAMS Jeff	CAN Athens (GRE)	22 SEP 2004

Rk	Bib Name	Class	NPC Code	Date of Birth	Lane	Reaction	Fn	Result
1	358 SANCHEZ NAVA Fernando	T54	MEX	30 MAY 1983	4			48.86
2	531 VALLADARES Juan Ramon	T54	VEN	11 OCT 1980	5			50.15
3	359 SANDOVAL CHI Freddy	T54	MEX	13 DEC 1978	2			50.78
4	116 SOARES Wendel	T54	BRA	24 AUG 1978	3			51.02
5	469 PIKE Aaron	T54	USA	5 APR 1986	1			53.47
6	224 ALBARENGA TORRES Oscar	T54	CRC	4 OCT 1980	6			57.86
	214 ARENAS CANTILLO Mauricio	T54	COL	19 FEB 1973	7			DNS
	227 MOLINA SIBAJA Laurens	T54	CRC	2 OCT 1978	8			DNS

Legend:

DNS Did not Start **Fn** False start **Rk** Rank



Results

Resultados / Resultados

CORRECTED

WORLD RECORD	46.11 WEIR David	GBR Arbon (SUI)	26 AUG 2006
PARA-PANAM RECORD	47.73 ADAMS Jeff	CAN Athens (GRE)	22 SEP 2004

SEMIFINAL 1 Start Time: 16:43

Rk	Bib Name	Class	NPC Code	Date of Birth	Lane	Reaction	Fn	Result
1	531 VALLADARES Juan Ramon	T54	VEN	11 OCT 1980	6			49.77 Q
2	116 SOARES Wendel	T54	BRA	24 AUG 1978	3			51.35 Q
3	359 SANDOVAL CHI Freddy	T54	MEX	13 DEC 1978	5		F1	51.40 Q
4	469 PIKE Aaron	T54	USA	5 APR 1986	2			53.56 q
5	227 MOLINA SIBAJA Laurens	T54	CRC	2 OCT 1978	7			1:01.65 q
6	27 VILCHE Juan Pablo	T54	ARG	25 JAN 1988	4			1:13.22
	271 CALDERON RIVAS William Alexander	T54	ESA	20 SEP 1981	8			DQ R 163.3

SEMIFINAL 2 Start Time: 16:53

Rk	Bib Name	Class	NPC Code	Date of Birth	Lane	Reaction	Fn	Result
1	358 SANCHEZ NAVA Fernando	T54	MEX	30 MAY 1983	7			49.08 Q
2	224 ALBARENGA TORRES Oscar	T54	CRC	4 OCT 1980	5			56.60 Q
3	214 ARENAS CANTILLO Mauricio	T54	COL	19 FEB 1973	6			57.83 Q
4	266 LÓPEZ BURGOS Byron Gabriel	T54	ECU	9 NOV 1978	3			1:03.44
	363 VALDOVINOS GONZALEZ Gonzalo	T54	MEX	28 OCT 1978	4			DNF
	17 REBUCCI Edgardo	T54	ARG	21 AUG 1986	2			DQ

Qualification: First 3 in each heat (Q) and the next 2 fastest (q) advance to the Final

Note:
IAAF Rule 163.3 - Leaving the lane

Legend:
DNF Did not Finish **DQ** Disqualified IAAF rule **Fn** False start Rank **q** Qualified by result
Q Qualified by place **R**



Results Summary

Resumen de resultados / Resumo dos Resultados

CORRECTED

WORLD RECORD	46.11 WEIR David	GBR Arbon (SUI)	26 AUG 2006
PARA-PANAM RECORD	47.73 ADAMS Jeff	CAN Athens (GRE)	22 SEP 2004

Rank	Bib	Name	Class	NPC Code	Heat	Lane	Position	Time	
1	358	SANCHEZ NAVA Fernando	T54	MEX	2	7	1	49.08	Q
2	531	VALLADARES Juan Ramon	T54	VEN	1	6	1	49.77	Q
3	116	SOARES Wendel	T54	BRA	1	3	2	51.35	Q
4	359	SANDOVAL CHI Freddy	T54	MEX	1	5	3	51.40	Q
5	469	PIKE Aaron	T54	USA	1	2	4	53.56	q
6	224	ALBARENGA TORRES Oscar	T54	CRC	2	5	2	56.60	Q
7	214	ARENAS CANTILLO Mauricio	T54	COL	2	6	3	57.83	Q
8	227	MOLINA SIBAJA Laurens	T54	CRC	1	7	5	1:01.65	q
9	266	LÓPEZ BURGOS Byron Gabriel	T54	ECU	2	3	4	1:03.44	
10	27	VILCHE Juan Pablo	T54	ARG	1	4	6	1:13.22	
	363	VALDOVINOS GONZALEZ Gonzalo	T54	MEX	2	4		DNF	
	17	REBUCCI Edgardo	T54	ARG	2	2		DQ	
	271	CALDERON RIVAS William Alexander	T54	ESA	1	8		DQ	R 163.3

Qualification: First 3 in each heat (Q) and the next 2 fastest (q) advance to the Final

Note:
IAAF Rule 163.3 - Leaving the lane

Note:
These athletes are sorted on performance

Legend:
DNF Did not Finish
R IAAF rule
DQ Disqualified
Q Qualified by place
q Qualified by result



Results

Resultados / Resultados

WORLD RECORD	46.11 WEIR David	GBR Arbon (SUI)	26 AUG 2006
PARA-PANAM RECORD	47.73 ADAMS Jeff	CAN Athens (GRE)	22 SEP 2004

Rk	Bib Name	Class	NPC Code	Date of Birth	Lane	Reaction	Fn	Result	
1	531 VALLADARES Juan Ramon	T54	VEN	11 OCT 1980	6			49.77	Q
2	116 SOARES Wendel	T54	BRA	24 AUG 1978	3			51.35	Q
3	359 SANDOVAL CHI Freddy	T54	MEX	13 DEC 1978	5		F1	51.40	Q
4	469 PIKE Aaron	T54	USA	5 APR 1986	2			53.56	
5	227 MOLINA SIBAJA Laurens	T54	CRC	2 OCT 1978	7			1:01.65	
6	27 VILCHE Juan Pablo	T54	ARG	25 JAN 1988	4			1:13.22	
	271 CALDERON RIVAS William Alexander	T54	ESA	20 SEP 1981	8			DQ	R 163.3

Qualification: First 3 in each heat (Q) and the next 2 fastest (q) advance to the Final

Note:
IAAF Rule 163.3 - Leaving the lane

Legend:
DQ Disqualified **Fn** False start **Q** Qualified by place **R** IAAF rule
Rk Rank



Results

Resultados / Resultados

CORRECTED

WORLD RECORD	46.11 WEIR David	GBR Arbon (SUI)	26 AUG 2006
PARA-PANAM RECORD	47.73 ADAMS Jeff	CAN Athens (GRE)	22 SEP 2004

Rk	Bib Name	Class	NPC Code	Date of Birth	Lane	Reaction	Fn	Result
1	358 SANCHEZ NAVA Fernando	T54	MEX	30 MAY 1983	7			49.08 Q
2	224 ALBARENGA TORRES Oscar	T54	CRC	4 OCT 1980	5			56.60 Q
3	214 ARENAS CANTILLO Mauricio	T54	COL	19 FEB 1973	6			57.83 Q
4	266 LÓPEZ BURGOS Byron Gabriel	T54	ECU	9 NOV 1978	3			1:03.44
	363 VALDOVINOS GONZALEZ Gonzalo	T54	MEX	28 OCT 1978	4			DNF
	17 REBUCCI Edgardo	T54	ARG	21 AUG 1986	2			DQ

Qualification: First 3 in each heat (Q) and the next 2 fastest (q) advance to the Final

Legend:

DNF	Did not Finish	DQ	Disqualified	Fn	False start	Q	Qualified by place
Rk	Rank						



Results

Resultados / Resultados

Rk	Bib	Name	Class	NPC Code	Date of Birth	Lane	Result	
1	164	DUNKERLEY Jason	T11	CAN	21 AUG 1977	1	2:00.39	PR
2	111	SILVA Carlos	T11	BRA	6 MAY 1982	6	2:02.19	
3	277	RODRIGUEZ MARTINEZ Tomas Atilio	T12	ESA	28 SEP 1983	5	2:15.66	
4	263	CUASCOTA Carlos Eliecer	T12	ECU	14 JUN 1972	4	2:18.22	
5	265	JACHO ESPÍN Cesar Augusto	T12	ECU	6 DEC 1972	3	2:27.94	

Intermediate Times: 400m 57.86 164 DUNKERLEY Jason (CAN)

Legend:

PR Para-Panam Record Rk Rank



Results

Resultados / Resultados

WORLD RECORD	1:53.37 BOUALLEGUE Maher	TUN Madrid (ESP)	25 JUL 1998
PARA-PANAM RECORD	1:57.14 SANCHEZ Luis	VEN Assen (NED)	5 SEP 2006

Rk	Bib	Name	Class	NPC Code	Date of Birth	Lane	Result	
1	249	RASCHID AGUILAR Lázaro Renato	T13	CUB	9 NOV 1975	3	1:52.50	WR
2	544	SANCHEZ Jose Luis	T13	VEN	5 FEB 1986	4	1:54.42	
3	450	GOTTWALD Peter	T13	USA	23 JUL 1984	6	1:55.98	
4	178	McGREGOR Stuart	T13	CAN	10 JAN 1979	7	2:02.11	
5	230	ABREU ROLANDO Yunieski	T13	CUB	1 SEP 1981	5	2:02.60	
6	36	ANJOS Gilson	T13	BRA	2 AUG 1983	2	2:02.93	
	405	GOMEZ Said	T13	PAN	26 JUN 1964	1	DNS	
Intermediate Times:		400m	56.14	544	SANCHEZ Jose Luis (VEN)			

Legend:

DNS Did not Start **Rk** Rank **WR** World Record



Results

Resultados / Resultados

Rk	Bib	Name	Class	NPC Code	Date of Birth	Lane	Result
1	523	COLMENARES AQUINO Samuel Oscar	T46	VEN	18 FEB 1987	2	1:58.51
2	232	BLANCO RAVELO Ernesto	T46	CUB	25 JUL 1987	6	1:59.54
3	118	SOUZA Emicarlo	T46	BRA	26 OCT 1981	7	1:59.65
4	479	SAUER Abe	T46	USA	13 OCT 1970	3	1:59.79
5	517	BRICEÑO NAVAS Wuillian	T46	VEN	16 MAY 1984	5	2:01.38
6	33	ALECRIM José	T46	BRA	3 OCT 1986	4	2:02.93

Intermediate Times: 400m 59.37 232 BLANCO RAVELO Ernesto (CUB)

Legend:

Rk Rank



Results

Resultados / Resultados

Rk	Bib	Name	Class	NPC Code	Date of Birth	Lane	Result
1	355	RAMIREZ VALENCIA Jaime	T53	MEX	30 APR 1963	5	1:55.40
2	471	PORTERFIELD Matthew	T53	USA	3 OCT 1980	3	2:00.02
3	478	ROBERTS Joshua	T52	USA	3 JAN 1982	4	2:44.20
Intermediate Times:		400m	56.28	355	RAMIREZ VALENCIA Jaime (MEX)		

Legend:

Rk Rank



Results

Resultados / Resultados

WORLD RECORD	1:32.17 DIJK-VAN Ernst	RSA Jona (SUI)	25 AUG 2001
PARA-PANAM RECORD	1:32.80 MENDOZA HERNANDEZ Saul	MEX Athens (GRE)	25 SEP 2004

Rk	Bib	Name	Class	NPC Code	Date of Birth	Lane	Result	
1	343	MENDOZA HERNANDEZ Saul	T54	MEX	6 JAN 1967	3	1:39.42	
2	13	MALDONADO Alejandro	T54	ARG	7 MAR 1977	4	1:39.67	
3	333	GORDIAN MARTINEZ Aaron	T54	MEX	4 MAY 1964	6	1:39.68	
4	366	ZARAGOZA SOLARI Alfonso	T54	MEX	12 JUL 1974	1	1:44.11	
5	469	PIKE Aaron	T54	USA	5 APR 1986	5	1:44.29	
6	214	ARENAS CANTILLO Mauricio	T54	COL	19 FEB 1973	2	1:57.17	
	15	MURILLO Roberto Alfredo	T54	ARG	10 AUG 1966	8	DQ	R 163.3
	428	DUTRA Eduardo	T54	URU	17 MAR 1983	7	DQ	R 163.3
Intermediate Times:		400m	51.22	13	MALDONADO Alejandro (ARG)			

Note:
IAAF Rule 163.3 - Leaving the lane

Legend:
DQ Disqualified R IAAF rule Rk Rank



Results

Resultados / Resultados

WORLD RECORD	4:05.11 MATTHEWS Robert	GBR	1989
PARA-PANAM RECORD	4:07.93 DUNKERLEY Jason	CAN Rio de Janeiro (BRA)	13 AUG 2007

Rk	Bib	Name	Class	NPC Code	Date of Birth	Order	Result
1	164	DUNKERLEY Jason	T11	CAN	21 AUG 1977	3	4:08.00
2	111	SILVA Carlos	T11	BRA	6 MAY 1982	2	4:15.61
3	339	LEDEZMA MOTA Nicolas	T11	MEX	16 JUN 1962	1	4:28.19
4	209	VALENZUELA GUZMAN Cristian Exequiel	T11	CHI	28 APR 1983	4	4:36.02
5	357	SANCHEZ LIMA Gerardo	T11	MEX	2 JAN 1988	6	4:40.49
6	326	CRUZ LUJAN Edgar	T11	MEX	9 APR 1988	5	4:52.63

Intermediate Times:	400m	1:02.01	164	DUNKERLEY Jason (CAN)
	800m	2:07.07	164	DUNKERLEY Jason (CAN)
	1200m	3:14.74	164	DUNKERLEY Jason (CAN)

Legend:

Rk Rank

Results

Resultados / Resultados

WORLD RECORD	4:05.11 MATTHEWS Robert	GBR	1989
PARA-PANAM RECORD	4:14.19 DUNKERLEY Jackson	CAN Athens (GRE)	22 SEP 2004

SEMIFINAL 1 Start Time: 15:48

Rk	Bib	Name	Class	NPC Code	Date of Birth	Order	Result	Record
1	164	DUNKERLEY Jason	T11	CAN	21 AUG 1977	1	4:07.93	Q PR
2	209	VALENZUELA GUZMAN Cristian Exequiel	T11	CHI	28 APR 1983	2	4:35.54	Q
3	357	SANCHEZ LIMA Gerardo	T11	MEX	2 JAN 1988	5	4:38.92	q
	290	CRUZ Santos	T11	HON	26 FEB 1979	3	DQ	R 164.7
	70	FARIAS Christiano	T11	BRA	28 APR 1979	4	DQ	R 164.7
Intermediate Times:		400m	1:03.75	164	DUNKERLEY Jason (CAN)			
		800m	2:10.94	164	DUNKERLEY Jason (CAN)			
		1200m	3:19.42	164	DUNKERLEY Jason (CAN)			

SEMIFINAL 2 Start Time: 16:03

Rk	Bib	Name	Class	NPC Code	Date of Birth	Order	Result	Record
1	111	SILVA Carlos	T11	BRA	6 MAY 1982	2	4:27.59	Q
2	339	LEDEZMA MOTA Nicolas	T11	MEX	16 JUN 1962	3	4:28.10	Q
3	326	CRUZ LUJAN Edgar	T11	MEX	9 APR 1988	1	4:54.12	q
	276	PALMA Marcos	T11	ESA	30 AUG 1970	4	DQ	R 164.7
Intermediate Times:		400m	1:13.19	339	LEDEZMA MOTA Nicolas (MEX)			
		800m	2:27.91	339	LEDEZMA MOTA Nicolas (MEX)			
		1200m	3:38.22	111	SILVA Carlos (BRA)			

Qualification: First 2 in each heat (Q) and the next 2 fastest (q) advance to the Final

Legend:

DQ	Disqualified	PR	Para-Panam Record	q	Qualified by result	Q	Qualified by place
R	IAAF rule	Rk	Rank				



Results Summary

Resumen de resultados / Resumo dos Resultados

WORLD RECORD	4:05.11 MATTHEWS Robert	GBR	1989
PARA-PANAM RECORD	4:14.19 DUNKERLEY Jackson	CAN Athens (GRE)	22 SEP 2004

Rank	Bib	Name	Class	NPC Code	Heat	Order	Position	Time		
1	164	DUNKERLEY Jason	T11	CAN	1	1	1	4:07.93	Q	PR
2	111	SILVA Carlos	T11	BRA	2	2	1	4:27.59	Q	
3	339	LEDEZMA MOTA Nicolas	T11	MEX	2	3	2	4:28.10	Q	
4	209	VALENZUELA GUZMAN Cristian Exequiel	T11	CHI	1	2	2	4:35.54	Q	
5	357	SANCHEZ LIMA Gerardo	T11	MEX	1	5	3	4:38.92	q	
6	326	CRUZ LUJAN Edgar	T11	MEX	2	1	3	4:54.12	q	
	290	CRUZ Santos	T11	HON	1	3		DQ		R 164.7
	70	FARIAS Christiano	T11	BRA	1	4		DQ		R 164.7
	276	PALMA Marcos	T11	ESA	2	4		DQ		R 164.7

Qualification: First 2 in each heat (Q) and the next 2 fastest (q) advance to the Final

Note:
These athletes are sorted on performance

Legend:
DQ Disqualified IAAF rule
R IAAF rule
PR Para-Panam Record
Q Qualified by place
q Qualified by result



Results

Resultados / Resultados

WORLD RECORD	4:05.11 MATTHEWS Robert	GBR	1989
PARA-PANAM RECORD	4:14.19 DUNKERLEY Jackson	CAN Athens (GRE)	22 SEP 2004

Rk	Bib	Name	Class	NPC Code	Date of Birth	Order	Result
1	164	DUNKERLEY Jason	T11	CAN	21 AUG 1977	1	4:07.93 Q PR
2	209	VALENZUELA GUZMAN Cristian Exequiel	T11	CHI	28 APR 1983	2	4:35.54 Q
3	357	SANCHEZ LIMA Gerardo	T11	MEX	2 JAN 1988	5	4:38.92
	290	CRUZ Santos	T11	HON	26 FEB 1979	3	DQ R 164.7
	70	FARIAS Christiano	T11	BRA	28 APR 1979	4	DQ R 164.7

Qualification: First 2 in each heat (Q) and the next 2 fastest (q) advance to the Final

Intermediate Times:	400m	1:03.75	164	DUNKERLEY Jason (CAN)
	800m	2:10.94	164	DUNKERLEY Jason (CAN)
	1200m	3:19.42	164	DUNKERLEY Jason (CAN)

Legend:

DQ	Disqualified	PR	Para-Panam Record	Q	Qualified by place	R	IAAF rule
Rk	Rank						



Results

Resultados / Resultados

WORLD RECORD	4:05.11 MATTHEWS Robert	GBR	1989
PARA-PANAM RECORD	4:07.93 DUNKERLEY Jason	CAN Rio de Janeiro (BRA)	13 AUG 2007

Rk	Bib	Name	Class	NPC Code	Date of Birth	Order	Result
1	111	SILVA Carlos	T11	BRA	6 MAY 1982	2	4:27.59 Q
2	339	LEDEZMA MOTA Nicolas	T11	MEX	16 JUN 1962	3	4:28.10 Q
3	326	CRUZ LUJAN Edgar	T11	MEX	9 APR 1988	1	4:54.12 q
	276	PALMA Marcos	T11	ESA	30 AUG 1970	4	DQ R 164.7

Qualification: First 2 in each heat (Q) and the next 2 fastest (q) advance to the Final

Intermediate Times:	400m	1:13.19	339	LEDEZMA MOTA Nicolas (MEX)
	800m	2:27.91	339	LEDEZMA MOTA Nicolas (MEX)
	1200m	3:38.22	111	SILVA Carlos (BRA)

Legend:

DQ	Disqualified	q	Qualified by result	Q	Qualified by place	R	IAAF rule
Rk	Rank						



Results

Resultados / Resultados

WORLD RECORD	3:50.18 AVILA-RODRIGUEZ Abel	ESP Barcelona (ESP)	10 JUN 2006
PARA-PANAM RECORD	3:50.66 SANTOS Odair	BRA Assen (NED)	9 SEP 2006

Rk	Bib Name	Class	NPC Code	Date of Birth	Order	Result
1	108 SANTOS Odair	T12	BRA	17 MAY 1981	2	4:11.17
2	220 SERNA MORENO Elkin Alonso	T12	COL	13 JAN 1985	1	4:24.82
3	263 CUASCOTA Carlos Eliecer	T12	ECU	14 JUN 1972	5	4:43.83
4	318 CABRERA PALAFOX Daniel Alejandro	T12	MEX	4 DEC 1989	3	4:46.28
5	277 RODRIGUEZ MARTINEZ Tomas Atilio	T12	ESA	28 SEP 1983	6	4:48.61
6	26 VERNA Gustavo	T12	ARG	9 AUG 1980	4	4:48.64

Intermediate Times:	400m	1:09.02	108	SANTOS Odair (BRA)
	800m	2:16.69	108	SANTOS Odair (BRA)
	1200m	3:22.01	108	SANTOS Odair (BRA)

Legend:

Rk Rank

Results

Resultados / Resultados

WORLD RECORD	3:50.18	AVILA-RODRIGUEZ Abel	ESP	Barcelona (ESP)	10 JUN 2006
PARA-PANAM RECORD	3:50.66	SANTOS Odair	BRA	Assen (NED)	9 SEP 2006

SEMIFINAL 1 Start Time: 15:10

Rk	Bib	Name	Class	NPC Code	Date of Birth	Order	Result	Record
1	220	SERNA MORENO Elkin Alonso	T12	COL	13 JAN 1985	2	4:29.99	Q
2	318	CABRERA PALAFOX Daniel Alejandro	T12	MEX	4 DEC 1989	1	4:45.12	Q
3	225	CARDENAS CERDAS Henry	T12	CRC	9 NOV 1969	5	4:55.06	
4	265	JACHO ESPÍN Cesar Augusto	T12	ECU	6 DEC 1972	4	4:56.90	
5	260	VARGAS BONILLA Juan Ignacio	T12	DOM	1 JAN 1980	3	5:35.22	
Intermediate Times:			400m	1:12.30	220	SERNA MORENO Elkin Alonso (COL)		
			800m	2:25.40	220	SERNA MORENO Elkin Alonso (COL)		
			1200m	3:37.69	220	SERNA MORENO Elkin Alonso (COL)		

SEMIFINAL 2 Start Time: 15:25

Rk	Bib	Name	Class	NPC Code	Date of Birth	Order	Result	Record
1	108	SANTOS Odair	T12	BRA	17 MAY 1981	3	4:30.33	Q
2	26	VERNA Gustavo	T12	ARG	9 AUG 1980	4	4:43.56	Q
3	277	RODRIGUEZ MARTINEZ Tomas Atilio	T12	ESA	28 SEP 1983	1	4:45.16	q
4	263	CUASCOTA Carlos Eliecer	T12	ECU	14 JUN 1972	5	4:50.38	q
5	210	VASQUEZ CALDERON Daniel Antonio	T12	CHI	9 FEB 1984	2	4:51.85	
Intermediate Times:			400m	1:10.92	108	SANTOS Odair (BRA)		
			800m	2:22.31	108	SANTOS Odair (BRA)		
			1200m	3:34.26	108	SANTOS Odair (BRA)		

Qualification: First 2 in each heat (Q) and the next 2 fastest (q) advance to the Final

Legend:

Q Qualified by place q Qualified by result Rk Rank



Results Summary

Resumen de resultados / Resumo dos Resultados

WORLD RECORD	3:50.18 AVILA-RODRIGUEZ Abel	ESP Barcelona (ESP)	10 JUN 2006
PARA-PANAM RECORD	3:50.66 SANTOS Odair	BRA Assen (NED)	9 SEP 2006

Rank	Bib	Name	Class	NPC Code	Heat	Order	Position	Time
1	220	SERNA MORENO Elkin Alonso	T12	COL	1	2	1	4:29.99 Q
2	108	SANTOS Odair	T12	BRA	2	3	1	4:30.33 Q
3	26	VERNA Gustavo	T12	ARG	2	4	2	4:43.56 Q
4	318	CABRERA PALAFOX Daniel Alejandro	T12	MEX	1	1	2	4:45.12 Q
5	277	RODRIGUEZ MARTINEZ Tomas Atilio	T12	ESA	2	1	3	4:45.16 q
6	263	CUASCOTA Carlos Eliecer	T12	ECU	2	5	4	4:50.38 q
7	210	VASQUEZ CALDERON Daniel Antonio	T12	CHI	2	2	5	4:51.85
8	225	CARDENAS CERDAS Henry	T12	CRC	1	5	3	4:55.06
9	265	JACHO ESPÍN Cesar Augusto	T12	ECU	1	4	4	4:56.90
10	260	VARGAS BONILLA Juan Ignacio	T12	DOM	1	3	5	5:35.22

Qualification: First 2 in each heat (Q) and the next 2 fastest (q) advance to the Final

Note:
These athletes are sorted on performance

Legend:
q Qualified by result Q Qualified by place



Results

Resultados / Resultados

WORLD RECORD	3:50.18	AVILA-RODRIGUEZ Abel	ESP	Barcelona (ESP)	10 JUN 2006
PARA-PANAM RECORD	3:50.66	SANTOS Odair	BRA	Assen (NED)	9 SEP 2006

Rk	Bib	Name	Class	NPC Code	Date of Birth	Order	Result
1	220	SERNA MORENO Elkin Alonso	T12	COL	13 JAN 1985	2	4:29.99 Q
2	318	CABRERA PALAFOX Daniel Alejandro	T12	MEX	4 DEC 1989	1	4:45.12 Q
3	225	CARDENAS CERDAS Henry	T12	CRC	9 NOV 1969	5	4:55.06
4	265	JACHO ESPÍN Cesar Augusto	T12	ECU	6 DEC 1972	4	4:56.90
5	260	VARGAS BONILLA Juan Ignacio	T12	DOM	1 JAN 1980	3	5:35.22

Qualification: First 2 in each heat (Q) and the next 2 fastest (q) advance to the Final

Intermediate Times:	400m	1:12.30	220	SERNA MORENO Elkin Alonso (COL)
	800m	2:25.40	220	SERNA MORENO Elkin Alonso (COL)
	1200m	3:37.69	220	SERNA MORENO Elkin Alonso (COL)

Legend:

Q Qualified by place Rk Rank



Results

Resultados / Resultados

WORLD RECORD	3:50.18	AVILA-RODRIGUEZ Abel	ESP	Barcelona (ESP)	10 JUN 2006
PARA-PANAM RECORD	3:50.66	SANTOS Odair	BRA	Assen (NED)	9 SEP 2006

Rk	Bib	Name	Class	NPC Code	Date of Birth	Order	Result
1	108	SANTOS Odair	T12	BRA	17 MAY 1981	3	4:30.33 Q
2	26	VERNA Gustavo	T12	ARG	9 AUG 1980	4	4:43.56 Q
3	277	RODRIGUEZ MARTINEZ Tomas Atilio	T12	ESA	28 SEP 1983	1	4:45.16 q
4	263	CUASCOTA Carlos Eliecer	T12	ECU	14 JUN 1972	5	4:50.38 q
5	210	VASQUEZ CALDERON Daniel Antonio	T12	CHI	9 FEB 1984	2	4:51.85

Qualification: First 2 in each heat (Q) and the next 2 fastest (q) advance to the Final

Intermediate Times:	400m	1:10.92	108	SANTOS Odair (BRA)
	800m	2:22.31	108	SANTOS Odair (BRA)
	1200m	3:34.26	108	SANTOS Odair (BRA)

Legend:

Q Qualified by place **q** Qualified by result **Rk** Rank



Results

Resultados / Resultados

WORLD RECORD	3:51.82 PRENDERGAST Tim	NZL Gent (BEL)	16 JUL 2006
PARA-PANAM RECORD	4:04.01 ANJOS Gilson	BRA Athens (GRE)	19 SEP 2004

Rk	Bib	Name	Class	NPC Code	Date of Birth	Order	Result	
1	249	RASCHID AGUILAR Lázaro Renato	T13	CUB	9 NOV 1975	4	3:56.76	PR
2	544	SANCHEZ Jose Luis	T13	VEN	5 FEB 1986	3	4:05.01	
3	230	ABREU ROLANDO Yunieski	T13	CUB	1 SEP 1981	6	4:06.24	
4	450	GOTTWALD Peter	T13	USA	23 JUL 1984	2	4:11.98	
5	405	GOMEZ Said	T13	PAN	26 JUN 1964	5	4:13.50	
6	99	PEREIRA Nelson	T13	BRA	16 JUL 1974	8	4:18.00	
	36	ANJOS Gilson	T13	BRA	2 AUG 1983	1	DNF	
	354	RAMIREZ ÁVILA Daniel	T13	MEX	23 JUL 1972	7	DNF	
Intermediate Times:		400m	1:04.19	354	RAMIREZ ÁVILA Daniel (MEX)			
		800m	2:10.33	249	RASCHID AGUILAR Lázaro Renato (CUB)			
		1200m	3:10.65	249	RASCHID AGUILAR Lázaro Renato (CUB)			

Legend:

DNF Did not Finish **PR** Para-Panam Record **Rk** Rank



Results

Resultados / Resultados

WORLD RECORD	3:51.82	PRENDERGAST Tim	NZL Gent (BEL)	16 JUL 2006
PARA-PANAM RECORD	4:04.01	ANJOS Gilson	BRA Athens (GRE)	19 SEP 2004

SEMIFINAL 1 Start Time: 18:10

Rk	Bib	Name	Class	NPC Code	Date of Birth	Order	Result	Record
1	249	RASCHID AGUILAR Lázaro Renato	T13	CUB	9 NOV 1975	3	4:12.80	Q
2	544	SANCHEZ Jose Luis	T13	VEN	5 FEB 1986	2	4:14.19	Q
3	450	GOTTWALD Peter	T13	USA	23 JUL 1984	4	4:15.60	Q
4	36	ANJOS Gilson	T13	BRA	2 AUG 1983	1	4:22.67	q
5	354	RAMIREZ ÁVILA Daniel	T13	MEX	23 JUL 1972	5	4:24.34	q
Intermediate Times:		400m	1:06.35	450	GOTTWALD Peter (USA)			
		800m	2:16.19	450	GOTTWALD Peter (USA)			
		1200m	3:26.56	249	RASCHID AGUILAR Lázaro Renato (CUB)			

SEMIFINAL 2 Start Time: 18:19

Rk	Bib	Name	Class	NPC Code	Date of Birth	Order	Result	Record
1	405	GOMEZ Said	T13	PAN	26 JUN 1964	4	4:27.50	Q
2	230	ABREU ROLANDO Yunieski	T13	CUB	1 SEP 1981	2	4:28.12	Q
3	99	PEREIRA Nelson	T13	BRA	16 JUL 1974	6	4:28.33	Q
4	526	DELGADO Miguel	T13	VEN	27 OCT 1971	1	4:29.66	
5	284	LÓPEZ NAJERA César Arturo	T13	GUA	18 OCT 1980	3	4:31.66	
Intermediate Times:		400m	1:14.01	99	PEREIRA Nelson (BRA)			
		800m	2:27.42	99	PEREIRA Nelson (BRA)			
		1200m	3:38.32	99	PEREIRA Nelson (BRA)			

Qualification: First 3 in each heat (Q) and the next 2 fastest (q) advance to the Final

Legend:

Q Qualified by place q Qualified by result Rk Rank



Results Summary

Resumen de resultados / Resumo dos Resultados

WORLD RECORD	3:51.82 PRENDERGAST Tim	NZL Gent (BEL)	16 JUL 2006
PARA-PANAM RECORD	4:04.01 ANJOS Gilson	BRA Athens (GRE)	19 SEP 2004

Rank	Bib	Name	Class	NPC Code	Heat	Order	Position	Time
1	249	RASCHID AGUILAR Lázaro Renato	T13	CUB	1	3	1	4:12.80 Q
2	544	SANCHEZ Jose Luis	T13	VEN	1	2	2	4:14.19 Q
3	450	GOTTWALD Peter	T13	USA	1	4	3	4:15.60 Q
4	36	ANJOS Gilson	T13	BRA	1	1	4	4:22.67 q
5	354	RAMIREZ ÁVILA Daniel	T13	MEX	1	5	5	4:24.34 q
6	405	GOMEZ Said	T13	PAN	2	4	1	4:27.50 Q
7	230	ABREU ROLANDO Yunieski	T13	CUB	2	2	2	4:28.12 Q
8	99	PEREIRA Nelson	T13	BRA	2	6	3	4:28.33 Q
9	526	DELGADO Miguel	T13	VEN	2	1	4	4:29.66
10	284	LÓPEZ NAJERA César Arturo	T13	GUA	2	3	5	4:31.66

Qualification: First 3 in each heat (Q) and the next 2 fastest (q) advance to the Final

Note:
These athletes are sorted on performance

Legend:
q Qualified by result Q Qualified by place



Results

Resultados / Resultados

WORLD RECORD	3:51.82 PRENDERGAST Tim	NZL Gent (BEL)	16 JUL 2006
PARA-PANAM RECORD	4:04.01 ANJOS Gilson	BRA Athens (GRE)	19 SEP 2004

Rk	Bib	Name	Class	NPC Code	Date of Birth	Order	Result
1	249	RASCHID AGUILAR Lázaro Renato	T13	CUB	9 NOV 1975	3	4:12.80 Q
2	544	SANCHEZ Jose Luis	T13	VEN	5 FEB 1986	2	4:14.19 Q
3	450	GOTTWALD Peter	T13	USA	23 JUL 1984	4	4:15.60 Q
4	36	ANJOS Gilson	T13	BRA	2 AUG 1983	1	4:22.67
5	354	RAMIREZ ÁVILA Daniel	T13	MEX	23 JUL 1972	5	4:24.34

Qualification: First 3 in each heat (Q) and the next 2 fastest (q) advance to the Final

Intermediate Times:	400m	1:06.35	450	GOTTWALD Peter (USA)
	800m	2:16.19	450	GOTTWALD Peter (USA)
	1200m	3:26.56	249	RASCHID AGUILAR Lázaro Renato (CUB)

Legend:

Q Qualified by place **Rk** Rank



Results

Resultados / Resultados

WORLD RECORD	3:51.82 PRENDERGAST Tim	NZL Gent (BEL)	16 JUL 2006
PARA-PANAM RECORD	4:04.01 ANJOS Gilson	BRA Athens (GRE)	19 SEP 2004

Rk	Bib Name	Class	NPC Code	Date of Birth	Order	Result
1	405 GOMEZ Said	T13	PAN	26 JUN 1964	4	4:27.50 Q
2	230 ABREU ROLANDO Yunieski	T13	CUB	1 SEP 1981	2	4:28.12 Q
3	99 PEREIRA Nelson	T13	BRA	16 JUL 1974	6	4:28.33 Q
4	526 DELGADO Miguel	T13	VEN	27 OCT 1971	1	4:29.66
5	284 LÓPEZ NAJERA César Arturo	T13	GUA	18 OCT 1980	3	4:31.66

Qualification: First 3 in each heat (Q) and the next 2 fastest (q) advance to the Final

Intermediate Times:	400m	1:14.01	99	PEREIRA Nelson (BRA)
	800m	2:27.42	99	PEREIRA Nelson (BRA)
	1200m	3:38.32	99	PEREIRA Nelson (BRA)

Legend:

Q Qualified by place **Rk** Rank



Results

Resultados / Resultados

Rk	Bib	Name	Class	NPC Code	Date of Birth	Order	Result
1	360	SANTILLAN HERNANDEZ Mario	T46	MEX	22 APR 1981	7	4:08.44
2	109	SENA Tito	T46	BRA	6 FEB 1967	1	4:08.94
3	33	ALECRIM José	T46	BRA	3 OCT 1986	3	4:09.60
4	479	SAUER Abe	T46	USA	13 OCT 1970	6	4:09.86
5	345	MEZA ZEMPOALTECATL Pedro	T46	MEX	23 MAR 1975	5	4:10.37
6	122	VICENTE NETO Moisés	T46	BRA	24 NOV 1963	8	4:12.98
7	517	BRICEÑO NAVAS Wuillian	T46	VEN	16 MAY 1984	2	4:13.48
8	232	BLANCO RAVELO Ernesto	T46	CUB	25 JUL 1987	4	4:18.04
Intermediate Times:		400m	1:07.75	345	MEZA ZEMPOALTECATL Pedro (MEX)		
		800m	2:17.04	122	VICENTE NETO Moisés (BRA)		
		1200m	3:22.18	360	SANTILLAN HERNANDEZ Mario (MEX)		

Legend:

Rk Rank



Results

Resultados / Resultados

WORLD RECORD	2:56.61 NIETLISPACH Franz	SUI Zurich (SUI)	17 AUG 2001
PARA-PANAM RECORD	2:57.82 MENDOZA HERNANDEZ Saul	MEX Atlanta (USA)	2 JUL 2003

Rk	Bib	Name	Class	NPC Code	Date of Birth	Order	Result
1	343	MENDOZA HERNANDEZ Saul	T54	MEX	6 JAN 1967	3	3:23.28
2	333	GORDIAN MARTINEZ Aaron	T54	MEX	4 MAY 1964	6	3:24.50
3	13	MALDONADO Alejandro	T54	ARG	7 MAR 1977	4	3:24.66
4	366	ZARAGOZA SOLARI Alfonso	T54	MEX	12 JUL 1974	5	3:24.81
5	469	PIKE Aaron	T54	USA	5 APR 1986	7	3:29.24
6	15	MURILLO Roberto Alfredo	T54	ARG	10 AUG 1966	1	3:40.80
7	428	DUTRA Eduardo	T54	URU	17 MAR 1983	2	4:25.26

Intermediate Times:	400m	56.81	333	GORDIAN MARTINEZ Aaron (MEX)
	800m	1:56.17	333	GORDIAN MARTINEZ Aaron (MEX)
	1200m	2:49.65	343	MENDOZA HERNANDEZ Saul (MEX)

Legend:

Rk Rank



Results

Resultados / Resultados

WORLD RECORD	15:11.07 WANYOIKE Henry	KEN Athens (GRE)	24 SEP 2004
PARA-PANAM RECORD	16:44.37 LEDESMA MOTA Nicolas	MEX Athens (GRE)	24 SEP 2004

Rk	Bib	Name	Class	NPC Code	Date of Birth	Order	Result	
1	365	ZAPIEN ROSAS Luis	T11	MEX	9 JAN 1992	2	16:35.80	PR
2	111	SILVA Carlos	T11	BRA	6 MAY 1982	7	16:52.44	
3	70	FARIAS Christiano	T11	BRA	28 APR 1979	3	16:59.88	
4	314	ANGELES MARTÍNEZ Constantino	T11	MEX	1 JAN 1976	1	17:02.39	
5	339	LEDEZMA MOTA Nicolas	T11	MEX	16 JUN 1962	8	17:03.28	
6	209	VALENZUELA GUZMAN Cristian Exequiel	T11	CHI	28 APR 1983	4	17:46.81	
7	286	RAXÓN SIQUIEJ Oscar Armando	T11	GUA	19 JUL 1981	5	18:33.59	
8	276	PALMA Marcos	T11	ESA	30 AUG 1970	6	19:39.95	
9	400	GARCIA ESPINOZA Juan Pablo	T11	NCA	9 DEC 1976	9	20:18.21	

Intermediate Times:	1000m	3:18.25	365	ZAPIEN ROSAS Luis (MEX)
	2000m	6:36.60	365	ZAPIEN ROSAS Luis (MEX)
	3000m	9:57.81	365	ZAPIEN ROSAS Luis (MEX)
	4000m	13:18.67	365	ZAPIEN ROSAS Luis (MEX)

Legend:

PR Para-Panam Record Rk Rank



Results

Resultados / Resultados

WORLD RECORD	14:51.70 AVILA-RODRIGUEZ Abel	ESP Murcia (ESP)	15 FEB 2004
PARA-PANAM RECORD	15:00.80 SANTOS Odair	BRA Athens (GRE)	24 SEP 2004

Rk	Bib	Name	Class	NPC Code	Date of Birth	Order	Result
1	108	SANTOS Odair	T12	BRA	17 MAY 1981	7	15:26.03
2	86	MENDONÇA Alex	T12	BRA	9 OCT 1981	5	15:46.40
3	243	GONZÁLEZ SANTANA Diosmany	T12	CUB	8 NOV 1973	10	16:00.76
4	317	BERISTAIN GUTIERREZ Moises	T12	MEX	21 OCT 1962	3	16:19.46
5	337	HERRERA Luis Enrique	T12	MEX	26 JUL 1970	1	16:33.32
6	220	SERNA MORENO Elkin Alonso	T12	COL	13 JAN 1985	4	17:04.69
7	265	JACHO ESPÍN Cesar Augusto	T12	ECU	6 DEC 1972	11	18:08.21
8	225	CARDENAS CERDAS Henry	T12	CRC	9 NOV 1969	2	18:24.26
9	263	CUASCOTA Carlos Eliecer	T12	ECU	14 JUN 1972	9	18:25.54
10	277	RODRIGUEZ MARTINEZ Tomas Atilio	T12	ESA	28 SEP 1983	8	21:05.06
11	260	VARGAS BONILLA Juan Ignacio	T12	DOM	1 JAN 1980	6	25:04.29

Intermediate Times:	1000m	3:09.02	220	SERNA MORENO Elkin Alonso (COL)
	2000m	6:21.80	108	SANTOS Odair (BRA)
	3000m	9:23.61	108	SANTOS Odair (BRA)
	4000m	12:29.73	108	SANTOS Odair (BRA)

Legend:

Rk Rank



Results

Resultados / Resultados

WORLD RECORD	14:46.00 GOMEZ Said	PAN Buenos Aires (ARG)	2 JAN 1995
PARA-PANAM RECORD	14:46.00 GOMEZ Said	PAN Buenos Aires (ARG)	2 JAN 1995

Rk	Bib	Name	Class	NPC Code	Date of Birth	Order	Result
1	249	RASCHID AGUILAR Lázaro Renato	T13	CUB	9 NOV 1975	5	16:01.86
2	405	GOMEZ Said	T13	PAN	26 JUN 1964	7	16:08.59
3	548	SUBERO Jean	T13	VEN	20 FEB 1976	1	16:15.84
4	99	PEREIRA Nelson	T13	BRA	16 JUL 1974	6	16:18.88
5	354	RAMIREZ ÁVILA Daniel	T13	MEX	23 JUL 1972	2	16:47.01
6	284	LÓPEZ NAJERA César Arturo	T13	GUA	18 OCT 1980	4	16:57.40
7	526	DELGADO Miguel	T13	VEN	27 OCT 1971	3	16:57.44
Intermediate Times:							
		1000m	3:20.03	354	RAMIREZ ÁVILA Daniel (MEX)		
		2000m	6:36.29	526	DELGADO Miguel (VEN)		
		3000m	9:54.17	548	SUBERO Jean (VEN)		
		4000m	13:07.84	99	PEREIRA Nelson (BRA)		

Legend:

Rk Rank



Results

Resultados / Resultados

Rk	Bib	Name	Class	NPC Code	Date of Birth	Order	Result
1	360	SANTILLAN HERNANDEZ Mario	T46	MEX	22 APR 1981	4	15:17.56
2	109	SENA Tito	T46	BRA	6 FEB 1967	3	15:22.67
3	40	BONFIM Ozivam	T46	BRA	4 DEC 1975	1	15:25.36
4	345	MEZA ZEMPOALTECATL Pedro	T46	MEX	23 MAR 1975	5	15:37.44
5	122	VICENTE NETO Moisés	T46	BRA	24 NOV 1963	2	15:49.10

Intermediate Times:	1000m	3:01.91	360	SANTILLAN HERNANDEZ Mario (MEX)
	2000m	6:07.09	40	BONFIM Ozivam (BRA)
	3000m	9:12.07	109	SENA Tito (BRA)
	4000m	12:18.97	360	SANTILLAN HERNANDEZ Mario (MEX)

Legend:

Rk Rank



Results

Resultados / Resultados

WORLD RECORD	10:01.47 MENDOZA Saul	MEX Atlanta (USA)	2 JUL 2004
PARA-PANAM RECORD	9:58.86 HEILVEIL Jacob	USA Atlanta (USA)	7 MAY 2004

Rk	Bib	Name	Class	NPC Code	Date of Birth	Order	Result
1	343	MENDOZA HERNANDEZ Saul	T54	MEX	6 JAN 1967	3	11:14.35
2	333	GORDIAN MARTINEZ Aaron	T54	MEX	4 MAY 1964	1	11:15.04
3	13	MALDONADO Alejandro	T54	ARG	7 MAR 1977	2	11:15.33
4	364	VELASCO Martin	T54	MEX	1 MAY 1970	5	11:15.37
5	15	MURILLO Roberto Alfredo	T54	ARG	10 AUG 1966	4	13:20.77

Intermediate Times:	1000m	2:13.55	364	VELASCO Martin (MEX)
	2000m	4:21.96	343	MENDOZA HERNANDEZ Saul (MEX)
	3000m	6:36.16	343	MENDOZA HERNANDEZ Saul (MEX)
	4000m	8:58.99	364	VELASCO Martin (MEX)

Legend:

Rk Rank



Results

Resultados / Resultados

WORLD RECORD	31:37.25 WANYOIKE Henry	KEN Athens (GRE)	19 SEP 2004
PARA-PANAM RECORD	34:51.82 LEDESMA MOTA Nicolas	MEX Quebec (CAN)	11 AUG 2003

Rk	Bib	Name	Class	NPC Code	Date of Birth	Order	Result
1	365	ZAPIEN ROSAS Luis	T11	MEX	9 JAN 1992	1	35:00.85
2	70	FARIAS Christiano	T11	BRA	28 APR 1979	4	35:42.44
3	314	ANGELES MARTÍNEZ Constantino	T11	MEX	1 JAN 1976	3	36:37.99
	400	GARCIA ESPINOZA Juan Pablo	T11	NCA	9 DEC 1976	5	DNF
	286	RAXÓN SIQUIEJ Oscar Armando	T11	GUA	19 JUL 1981	2	DQ R 144.2h
Intermediate Times:							
	1000m	3:27.47	314	ANGELES MARTÍNEZ Constantino (MEX)			
	2000m	6:53.37	365	ZAPIEN ROSAS Luis (MEX)			
	3000m	10:22.41	365	ZAPIEN ROSAS Luis (MEX)			
	4000m	13:53.37	365	ZAPIEN ROSAS Luis (MEX)			
	5000m	17:23.93	365	ZAPIEN ROSAS Luis (MEX)			
	6000m	20:54.63	365	ZAPIEN ROSAS Luis (MEX)			
	7000m	24:25.07	365	ZAPIEN ROSAS Luis (MEX)			
	8000m	27:57.61	365	ZAPIEN ROSAS Luis (MEX)			
	9000m	31:30.76	365	ZAPIEN ROSAS Luis (MEX)			

Legend:

DNF Did not Finish **DQ** Disqualified **R** IAAF rule **Rk** Rank



Results

Resultados / Resultados

WORLD RECORD	31:39.89 FERREIRA do SANTOS Odair	BRA	Porto Alegre (BRA)	16 SEP 2006
PARA-PANAM RECORD	31:39.89 FERREIRA do SANTOS Odair	BRA	Porto Alegre (BRA)	16 SEP 2006

Rk	Bib	Name	Class	NPC Code	Date of Birth	Order	Result
1	108	SANTOS Odair	T12	BRA	17 MAY 1981	1	32:00.75
2	243	GONZÁLEZ SANTANA Diosmany	T12	CUB	8 NOV 1973	8	32:42.21
3	86	MENDONÇA Alex	T12	BRA	9 OCT 1981	5	32:53.62
4	220	SERNA MORENO Elkin Alonso	T12	COL	13 JAN 1985	3	33:52.82
5	317	BERISTAIN GUTIERREZ Moises	T12	MEX	21 OCT 1962	4	34:25.57
6	105	SANTOS Aurélio	T12	BRA	17 NOV 1962	7	34:36.24
7	26	VERNA Gustavo	T12	ARG	9 AUG 1980	2	37:29.99
	337	HERRERA Luis Enrique	T12	MEX	26 JUL 1970	6	DNS
Intermediate Times:							
	1000m	3:20.90	108	SANTOS Odair (BRA)			
	2000m	6:34.40	108	SANTOS Odair (BRA)			
	3000m	9:46.49	108	SANTOS Odair (BRA)			
	4000m	12:58.79	108	SANTOS Odair (BRA)			
	5000m	16:11.20	108	SANTOS Odair (BRA)			
	6000m	19:24.00	108	SANTOS Odair (BRA)			
	7000m	22:36.13	108	SANTOS Odair (BRA)			
	8000m	25:47.74	108	SANTOS Odair (BRA)			
	9000m	28:56.09	108	SANTOS Odair (BRA)			

Legend:

DNS Did not Start **Rk** Rank



Results

Resultados / Resultados

WORLD RECORD	3:12.73 THAILAND	THA Athens (GRE)	24 SEP 2004
PARA-PANAM RECORD	3:32.19 MEXICO	MEX Assen (NED)	4 SEP 2006

Rk	Bib	NPC	Class	Lane	Reaction	Fn	Result
1		MEX - MEXICO		1			3:27.45 PR
	358	SANCHEZ NAVA Fernando	T54				
	363	VALDOVINOS GONZALEZ Gonzalo	T54				
	359	SANDOVAL CHI Freddy	T54				
	355	RAMIREZ VALENCIA Jaime	T53				
2		USA - UNITED STATES of AMERICA		5			3:30.11
	444	DAVIS Troy	T53				
	469	PIKE Aaron	T54				
	471	PORTERFIELD Matthew	T53				
	453	HIGHTOWER Erik	T54				
		ARG - ARGENTINA		3			DNF
	13	MALDONADO Alejandro	T54				
	9	GOMEZ Walter Cristian	T53				
	15	MURILLO Roberto Alfredo	T54				
	17	REBUCCI Edgardo	T54				

Legend:

DNF Did not Finish **Fn** False start **PR** Para-Panam Record **Rk** Rank

Results

Resultados / Resultados

Rk	Bib	Name	Class	NPC Code	Date of Birth	1	2	3	4	5	6	Result	Wind
1	244	GUTIÉRREZ RIVE.	F13	CUB	9 JAN 1988	7.64 +0.2	7.51 -0.3	-	7.50 +0.0	X	7.20 -0.4	1072	WR +0.2
2	246	LASTRE HECHAVA.	F13	CUB	25 SEP 1980	6.53 +0.5	6.70 +1.2	6.50 +0.0	6.45 -0.7	6.43 +0.0	X	940	+1.2
3	449	GILLETTE Elexis	F11	USA	19 OCT 1984	5.80 +0.0	X	5.71 +0.0	X	5.74 +0.9	5.92 +1.0	933	+1.0
4	219	RODRIGUEZ PIED.	F11	COL	14 FEB 1983	X	X	4.89 +1.4	5.14 +0.0	X	X	810	+0.0
5	351	ORTIZ CARREÓN R	F12	MEX	22 MAR 1989	5.17 +0.8	5.22 +0.3	4.96 +1.3	5.16 +1.0	5.31 +0.3	5.36 +0.3	799	+0.3
6	74	GOMES Felipe	F11	BRA	26 APR 1986	4.11 -0.4	X	4.68 +0.4	DNF			738	+0.4
	525	DAZA Oduver	F12	VEN	11 DEC 1981	X	-	DNF				DNF	

Starting order	1	2	3	4	5	6	7
Initial	246	449	525	244	74	219	351
4th and 5th attempts	525	74	219	351	449	246	244
6th attempt	525	74	351	219	449	246	244

Legend:

-	Pass	DNF	Did not Finish	Rk	Rank	WR	World Record
x	Failure						

Results

Resultados / Resultados

Rk	Bib	Name	Class	NPC Code	Date of Birth	1	2	3	4	5	6	Result	Wind
1	437	CAMPBELL Jeremy	F44	USA	19 AUG 1987	X	6.08 -0.1	X	5.97 +0.2	X	6.08 -0.3	940	-0.3
2	234	CALDERÓN LASTR.	F46	CUB	24 OCT 1984	X	X	6.14 -0.1	6.05 -0.4	6.30 +0.4	6.33 -0.2	909 PR	-0.2
3	92	OLIVEIRA André	F44	BRA	6 SEP 1972	5.53 +1.0	5.43 +0.4	X	5.71 -0.9	5.85 +0.2	5.72 +0.1	904	+0.2
4	458	KOSAKOWSKI Donald	F46	USA	23 MAY 1986	6.07 +0.2	5.91 +0.2	5.81 -0.3	6.06 -0.8	-	6.02 +0.1	872	+0.2
5	316	BENITEZ SANDOV.	F44	MEX	23 APR 1981	X	X	5.34 -0.5	X	X	5.22 +0.7	825	-0.5
6	23	SCHONFELD Lucas	F46	ARG	28 MAY 1996	4.63 +0.6	4.69 +0.0	X	5.48 +0.5	5.54 +0.4	5.20 +0.2	795	+0.4
7	331	FUENTES RAMIREZ	F42	MEX	7 OCT 1974	4.34 -0.4	4.31 +0.1	4.55 -0.5	4.37 +0.1	X	-	771	-0.5
8	362	TORRES BERNAL Jair	F46	MEX	23 APR 1981	4.83 +0.1	4.75 +0.4	X	4.71 -0.5	X	X	693	+0.1
9	306	INGRAM Bryan	F42	JAM	29 AUG 1979	3.43 +1.7	3.17 +0.4	3.57 +0.9				605	+0.9
10	303	CAMPBELL Toto	F44	JAM	15 JAN 1986	X	X	3.49 -0.5				539	-0.5
	483	SHIRLEY Marlon	F44	USA	21 APR 1978							DNS	

Starting order	1	2	3	4	5	6	7	8	9	10	11
Initial	362	234	483	303	92	458	23	316	437	331	306
4th and 5th attempts	23	362	331	316	92	458	234	437			
6th attempt	362	331	23	316	458	92	234	437			

Legend:

-	Pass	DNS	Did not Start	PR	Para-Panam Record	Rk	Rank
x	Failure						



Results

Resultados / Resultados

CORRECTED

Rk	Bib	Name	Class	NPC Code	Date of Birth	1	2	3	4	5	6	Result Points
1	3	BALDASARRI Sebastián	F11	ARG	30 DEC 1976	11.94 864	11.38 824	11.87 859	11.97 866	11.57 837	11.89 861	11.97 866
2	16	PAZ Sergio	F11	ARG	17 AUG 1971	9.76 706	X	9.91 717	10.09 730	9.91 717	X	10.09 730
3	8	GODOY Jorge	F11	ARG	7 MAY 1969	X	9.79 709	X	9.62 696	X	X	9.79 709
4	259	OLIVERO ENCARN.	F12	DOM	4 MAY 1970	8.53 526	6.97 430	X	8.74 539	8.18 504	8.07 498	8.74 PR 539

Starting order	1	2	3	4
Initial	16	259	3	8
4th and 5th attempts	259	8	16	3
6th attempt	259	8	16	3

Legend:

PR Pan American Record **Rk** Rank **x** Failure



Results

Resultados / Resultados

Rk	Bib Name	Class	NPC Code	Date of Birth	1	2	3	4	5	6	Result Points
1	182 PETTEY Kyle	F34	CAN	24 SEP 1983	9.50 881	9.53 883	9.87 915	X	X	X	9.87 PR 915
2	172 HUGHES Robert	F33	CAN	27 APR 1983	8.16 784	7.90 759	7.99 768	7.95 764	7.94 763	8.27 794	8.27 794
3	459 LEON Carlos	F52	USA	11 JAN 1984	6.58 721	7.04 772	7.13 781	6.66 730	6.45 707	7.12 780	7.13 781
4	4 BASCIONI Horacio Tomas	F52	ARG	28 DEC 1961	5.96 653	6.15 674	X	5.86 642	X	X	6.15 674

Starting order	1	2	3	4
	4	172	182	459

Legend:

PR Para-Panam Record **Rk** Rank **x** Failure



Results

Resultados / Resultados

Rk	Bib Name	Class	NPC Code	Date of Birth	1	2	3	4	5	6	Result Points
1	186 SHAW James	F38	CAN	29 JUN 1973	12.31 825	X	12.30 824	X	12.16 815	X	12.31 825
2	120 SOUZA Paulo	F36	BRA	20 SEP 1985	8.88 712	9.58 768	9.32 747	X	8.91 714	X	9.58 PR 768
3	18 RICCI Leandro	F37	ARG	20 DEC 1988	10.47 696	10.74 714	10.20 678	10.57 703	10.32 686	10.20 678	10.74 714
4	247 OQUENDO FONSECA	F37	CUB	15 JUN 1977	9.79 651	9.53 634	9.86 655	X	9.98 663	X	9.98 663
5	540 PAEZ Alexis	F35	VEN	10 MAY 1976	8.52 589	7.93 549	8.36 578	8.32 576	8.28 573	8.13 563	8.52 589
6	20 RODECKER Sebastian	F37	ARG	20 DEC 1982	8.33 554	X	8.27 550	8.74 581	8.50 565	8.15 542	8.74 581

Starting order	1	2	3	4	5	6
Initial	247	540	186	18	120	20
4th and 5th attempts	20	540	247	18	120	186
6th attempt	20	540	247	18	120	186

Legend:

PR Para-Panam Record **Rk** Rank **x** Failure

Results

Resultados / Resultados

Rk	Bib Name	Class	NPC Code	Date of Birth	1	2	3	4	5	6	Result Points
1	443 DANBERG Scott	F40	USA	28 JUL 1962	9.43 947	9.73 977	10.07 1011	9.44 948	9.70 974	9.89 993	10.07 PR 1011
2	241 FONSECA BERNAL Gerdan	F44	CUB	2 MAR 1975	14.13 882	14.68 916	15.08 941	14.14 882	X	14.39 898	15.08 PR 941
3	435 BROWN Matthew	F42	USA	24 NOV 1976	11.83 880	11.37 845	11.77 875	11.40 848	X	X	11.83 880
4	440 COCKRELL Edwin	F44	USA	19 NOV 1959	13.50 843	13.73 857	13.17 822	X	12.97 809	13.40 836	13.73 857
5	437 CAMPBELL Jeremy	F44	USA	19 AUG 1987	12.43 776	12.30 768	12.16 759	10.82 675	11.96 746	11.94 745	12.43 776
6	252 YERO RODRÍGUEZ Arnaldo	F42	CUB	21 FEB 1976	8.87 659	9.33 694	9.74 724	9.76 726	9.83 731	9.88 735	9.88 735
7	41 BORGES Marco	F44	BRA	5 JAN 1978	11.70 730	11.25 702	11.36 709	11.56 721	11.31 706	11.49 717	11.70 730
8	248 RAMOS SANJUDO J	F44	CUB	14 DEC 1970	10.64 664	10.50 655	10.31 643	10.60 662	10.42 650	X	10.64 664

Starting order	1	2	3	4	5	6	7	8
Initial	435	440	248	241	41	443	252	437
4th and 5th attempts	248	252	41	437	440	435	241	443
6th attempt	248	41	252	437	440	435	241	443

Legend:

PR Para-Panam Record **Rk** Rank **x** Failure

Results

Resultados / Resultados

CORRECTED

Rk	Bib Name	Class	NPC Code	Date of Birth	1	2	3	4	5	6	Result Points
1	493 WINKLER Scott	F54	USA	24 JAN 1973	10.23 1053	X	X	9.78 1007	9.76 1005	10.00 1030	10.23 WR 1053
2	342 MÁXIMO de JÉSUS Mauro	F53	MEX	13 FEB 1957	8.25 904	8.26 905	8.55 937	8.40 921	X	8.54 936	8.55 =WR 937
3	240 FIGUEREDO GONZ.	F53	CUB	7 APR 1975	7.16 785	7.37 808	6.48 710	7.41 812	7.45 816	7.52 824	7.52 824
4	307 REID Kevon	F55	JAM	2 SEP 1981	8.41 743	8.22 726	8.68 767	8.86 782	8.99 794	8.74 772	8.99 PR 794
5	404 CEDEÑO Francisco	F55	PAN	22 AUG 1979	7.72 682	7.62 673	8.00 707	8.12 717	8.67 766	8.52 752	8.67 766
6	417 ORTIZ ROMAN Efrain	F54	PUR	4 MAR 1962	6.01 619	7.01 722	7.40 762	7.16 737	7.42 764	7.30 752	7.42 764
7	38 ARAÚJO Tenório	F55	BRA	7 JUL 1974	8.09 714	8.42 744	8.43 745	7.97 704	7.68 678	7.66 676	8.43 745
8	328 DIAZ ALCANTAR J	F55	MEX	31 DEC 1975	5.30 468	5.78 510	5.78 510	5.81 513	6.17 545	6.07 536	6.17 545
9	536 MECIA Nelson Jose	F53	VEN	16 JUL 1974	4.27 468	4.39 481	4.81 527	4.31 472	4.61 505	4.70 515	4.81 527
10	329 FLORES ORTIZ Felipe	F53	MEX	20 MAY 1970	4.53 496	4.78 524	4.64 508	3.97 435	X	4.55 499	4.78 524
11	413 TAFUR MENDOZA Simon	F55	PER	8 SEP 1974	X	5.67 501	5.82 514	5.83 515	X	5.72 505	5.83 515
12	217 PARRA CORREA H	F54	COL	10 JAN 1984	4.30 443	4.26 439	3.60 371	4.53 466	4.44 457	4.50 463	4.53 466

Starting order	1	2	3	4	5	6	7	8	9	10	11	12
	342	493	329	417	38	307	536	413	240	328	404	217

Legend:

=WR	Equal World Record	PR	Para-Panam Record	Rk	Rank	WR	World Record
x	Failure						



Results

Resultados / Resultados

Rk	Bib	Name	Class	NPC Code	Date of Birth	1	2	3	4	5	6	Result Points
1	418	PIZARRO Alexis	F58	PUR	28 JAN 1973	13.48 901	13.64 912	13.90 929	X	13.41 897	13.47 901	13.90 929
2	356	SANCHEZ Enrique	F56	MEX	22 JUN 1969	10.09 869	10.05 866	10.09 869	9.82 846	9.76 841	10.05 866	10.09 PR 869
3	238	DÍAZ ALDANA Leonardo	F56	CUB	16 FEB 1975	9.89 852	10.01 863	9.51 819	9.29 801	X	9.46 815	10.01 863
4	34	AMÂNCIO Leonardo	F58	BRA	5 DEC 1977	12.46 833	11.16 746	12.57 840	12.52 837	12.51 836	12.88 861	12.88 861
5	327	del ROSARIO GO.	F58	MEX	4 JUL 1988	11.37 760	11.91 796	12.17 814	12.10 809	11.82 790	X	12.17 814
6	520	CARRUIDO NAVAS	F58	VEN	28 JAN 1981	10.67 713	10.84 725	11.71 783	10.87 727	X	11.62 777	11.71 783
7	533	LADERA Renee	F56	VEN	26 SEP 1977	8.55 737	8.76 755	8.93 769	8.46 729	8.81 759	8.73 752	8.93 769
8	207	GONNELLI ARAYA	F56	CHI	19 MAR 1959	7.92 682	8.33 718	8.14 701	8.32 717	8.26 712	8.15 702	8.33 718
9	332	GASCA RODRÍGUEZ Raul	F57	MEX	6 FEB 1961	8.31 609	9.20 674	9.10 667	9.65 707	8.68 636	9.31 683	9.65 707
10	52	da SILVA Vanderson	F57	BRA	1 DEC 1982	8.91 653	8.45 620	X	X	9.10 667	9.16 672	9.16 672
11	353	PÉREZ RANGEL CM	F56	MEX	4 DEC 1974	5.14 443	X	7.55 651	7.62 657	7.64 658	7.66 660	7.66 660
12	420	TORRES MARTINEZ	F58	PUR	24 DEC 1960	9.67 646	7.23 483	9.47 633	9.51 636	8.76 586	9.53 637	9.67 646
	416	DIAZ REYES Ralfy	F58	PUR	5 AUG 1967							DNS

Starting order	1	2	3	4	5	6	7	8	9	10	11	12	13
	238	332	34	420	353	52	418	207	416	520	356	533	327

Legend:

DNS Did not Start **PR** Para-Panam Record **Rk** Rank **x** Failure



Results

Resultados / Resultados

Rk	Bib	Name	Class	NPC Code	Date of Birth	1	2	3	4	5	6	Result Points
1	8	GODOY Jorge	F11	ARG	7 MAY 1969	X	X	34.05 832	36.20 884	37.53 917	38.02 929	38.02 929
2	3	BALDASARRI Sebastián	F11	ARG	30 DEC 1976	35.67 871	X	33.39 816	X	35.91 877	32.30 789	35.91 877
3	16	PAZ Sergio	F11	ARG	17 AUG 1971	X	X	X	27.78 679	X	X	27.78 679
4	237	DELGADO BROWN J	F13	CUB	19 JUN 1977	X	26.98 528	X	27.08 530	X	27.23 533	27.23 533
5	259	OLIVERO ENCARN.	F12	DOM	4 MAY 1970	X	X	26.72 526	26.67 525	X	X	26.72 526

Starting order	1	2	3	4	5
Initial	16	259	3	237	8
4th and 5th attempts	16	259	237	8	3
6th attempt	259	237	16	3	8

Legend:

Rk Rank x Failure



Results

Resultados / Resultados

CORRECTED

Rk	Bib Name	Class	NPC Code	Date of Birth	1	2	3	4	5	6	Result Points
1	305 CUNNINGHAM Alphanso	F53	JAM	29 AUG 1980	23.98 944	25.44 1002	X	25.01 985	X	25.29 996	25.44 1002
2	459 LEON Carlos	F52	USA	11 JAN 1984	17.11 917	X	16.05 860	18.13 971	X	17.33 928	18.13 PR 971
3	4 BASCIONI Horacio Tomas	F52	ARG	28 DEC 1961	13.80 739	14.63 784	14.61 783	15.37 823	15.15 812	13.46 721	15.37 823
4	182 PETTEY Kyle	F34	CAN	24 SEP 1983	28.06 714	30.83 784	X	30.28 770	32.10 817	X	32.10 PR 817
5	172 HUGHES Robert	F33	CAN	27 APR 1983	18.48 700	19.81 750	X	X	20.47 775	X	20.47 PR 775
6	329 FLORES ORTIZ Felipe	F53	MEX	20 MAY 1970	17.30 681	X	16.67 657	16.10 634	17.17 676	16.57 653	17.30 681
7	342 MÁXIMO de JÉSUS Mauro	F53	MEX	13 FEB 1957	15.20 599	15.56 613	16.40 646	X	15.88 625	15.67 617	16.40 646
8	536 MECIA Nelson Jose	F53	VEN	16 JUL 1974	10.80 425	11.50 453	11.11 438	11.25 443	10.41 410	10.53 415	10.80 453

Starting order	1	2	3	4	5	6	7	8
	4	172	305	329	182	459	536	342

Legend:

PR Para-Panam Record Rk Rank x Failure



Results

Resultados / Resultados

Rk	Bib	Name	Class	NPC Code	Date of Birth	1	2	3	4	5	6	Result Points
1	120	SOUZA Paulo	F36	BRA	20 SEP 1985	32.41 928	29.31 839	26.89 770	33.37 956	33.35 955	X	33.37 PR 956
2	186	SHAW James	F38	CAN	29 JUN 1973	X	X	34.38 772	38.63 867	38.02 853	X	38.63 867
3	247	OQUENDO FONSECA	F37	CUB	15 JUN 1977	9.58 186	X	30.12 585	X	33.01 641	33.40 649	33.40 649
4	20	RODECKER Sebastian	F37	ARG	20 DEC 1982	25.74 500	27.31 531	23.77 462	25.29 491	24.58 478	24.50 476	27.31 531
5	540	PAEZ Alexis	F35	VEN	10 MAY 1976	25.09 524	21.62 452	22.60 472	23.44 490	X	23.39 489	25.09 524
6	18	RICCI Leandro	F37	ARG	20 DEC 1988	23.88 464	24.09 468	24.74 481	23.29 452	24.70 480	24.59 478	24.74 481

Starting order	1	2	3	4	5	6
Initial	540	120	247	20	186	18
4th and 5th attempts	18	540	20	247	186	120
6th attempt	18	540	20	247	186	120

Legend:

PR Para-Panam Record **Rk** Rank **x** Failure



Results

Resultados / Resultados

Rk	Bib	Name	Class	NPC Code	Date of Birth	1	2	3	4	5	6	Result Points
1	435	BROWN Matthew	F42	USA	24 NOV 1976	42.66 947	47.18 1047	40.38 896	42.74 948	45.95 1020	42.05 933	47.18 PR 1047
2	241	FONSECA BERNAL Gerdan	F44	CUB	2 MAR 1975	X	44.02 814	45.77 847	X	38.78 718	X	45.77 847
3	41	BORGES Marco	F44	BRA	5 JAN 1978	X	35.28 653	30.56 565	32.09 594	29.99 555	29.43 545	35.28 653
4	252	YERO RODRÍGUEZ Arnaldo	F42	CUB	21 FEB 1976	X	X	X	20.77 461	X	19.28 428	20.77 461
	437	CAMPBELL Jeremy	F44	USA	19 AUG 1987							DNS
	248	RAMOS SANJUDO J	F44	CUB	14 DEC 1970							DNS

Starting order	1	2	3	4	5	6
Initial	248	41	437	241	435	252
4th and 5th attempts	252	41	241	435		
6th attempt	252	41	241	435		

Legend:

DNS Did not Start **PR** Para-Panam Record **Rk** Rank **x** Failure

Results

Resultados / Resultados

Rk	Bib	Name	Class	NPC Code	Date of Birth	1	2	3	4	5	6	Result Points
1	238	DÍAZ ALDANA Leonardo	F56	CUB	16 FEB 1975	38.35 996	38.38 996	39.56 1027	39.90 1036	38.75 1006	37.86 983	39.90 WR 1036
2	302	CAMPBELL Tanto	F56	JAM	15 JAN 1986	X	36.28 942	37.72 979	37.98 986	X	38.98 1012	38.98 1012
3	493	WINKLER Scott	F54	USA	24 JAN 1973	23.78 836	20.75 729	24.00 843	18.15 638	19.89 699	23.56 828	24.00 843
4	38	ARAÚJO Tenório	F55	BRA	7 JUL 1974	30.04 791	30.60 806	31.86 839	31.77 837	29.97 789	30.86 813	31.86 PR 839
5	176	MARTIN Jacques	F55	CAN	28 SEP 1960	30.15 794	30.63 807	29.25 770	30.81 811	30.92 814	29.58 779	30.92 814
6	367	ZEPEDA FÉLIX Luis Alberto	F54	MEX	1 SEP 1975	19.49 685	17.57 618	17.82 626	21.00 738	17.37 610	18.84 662	21.00 738
7	417	ORTIZ ROMAN Efrain	F54	PUR	4 MAR 1962	18.53 651	20.59 724	X	18.62 654	17.51 615	19.60 689	20.59 724
8	240	FIGUEREDO GONZ.	F54	CUB	7 APR 1975	20.26 712	20.21 710	20.25 712	X	X	6.95 244	20.26 712
9	328	DIAZ ALCANTAR J	F55	MEX	31 DEC 1975	25.43 670	26.19 690	X	X	X	24.94 657	26.19 690
10	404	CEDEÑO Francisco	F55	PAN	22 AUG 1979	17.36 457	17.09 450	X	12.05 317	15.51 408	14.05 370	17.36 457
11	304	COLE Leroy	F54	JAM	6 NOV 1971	12.55 441	11.34 399	10.54 370	11.91 419	12.49 439	12.42 437	12.55 441

Starting order	1	2	3	4	5	6	7	8	9	10	11
	404	240	367	38	302	493	176	304	417	238	328

Legend:

PR Para-Panam Record Rk Rank WR World Record x Failure



Results

Resultados / Resultados

Rk	Bib	Name	Class	NPC Code	Date of Birth	1	2	3	4	5	6	Result Points
1	34	AMÂNCIO Leonardo	F58	BRA	5 DEC 1977	42.58 798	48.20 903	X	49.30 924	44.81 839	46.23 866	49.30 924
2	327	del ROSARIO GO.	F58	MEX	4 JUL 1988	45.04 844	47.06 882	46.15 865	X	X	48.04 900	48.04 900
3	418	PIZARRO Alexis	F58	PUR	28 JAN 1973	43.36 812	X	39.20 734	40.41 757	46.29 867	45.10 845	46.29 867
4	52	da SILVA Vanderson	F57	BRA	1 DEC 1982	33.68 722	X	36.33 779	36.71 787	X	38.34 822	38.34 822
5	322	CASTRO RUIZ Enrique	F58	MEX	10 SEP 1973	X	42.18 790	42.25 791	37.49 702	41.05 769	42.48 796	42.48 796
6	520	CARRUIDO NAVAS	F58	VEN	28 JAN 1981	X	34.43 645	X	27.73 519	35.26 661	38.59 723	38.59 723
7	356	SANCHEZ Enrique	F57	MEX	22 JUN 1969	30.38 651	30.92 663	X	31.61 678	31.33 672	X	31.61 678
8	320	CARDENAS AGUIL.	F57	MEX	12 JAN 1984	23.97 514	24.97 535	25.89 555	25.40 544	25.92 556	25.93 556	25.92 556

Starting order	1	2	3	4	5	6	7	8
	418	52	327	34	356	520	322	320

Legend:

Rk Rank x Failure



Results

Resultados / Resultados

Rk	Bib	Name	Class	NPC Code	Date of Birth	1	2	3	4	5	6	Result Points
1	237	DELGADO BROWN J	F13	CUB	19 JUN 1977	56.50 998	58.23 1029	56.23 993	57.19 1010	57.00 1007	55.65 983	58.23 PR 1029
2	534	MACHADO Dorian	F12	VEN	23 FEB 1985	X	49.29 871	44.69 790	45.30 800	46.60 823	44.50 786	49.29 PR 871
3	1	ALVAREZ Daniel	F12	ARG	20 AUG 1971	X	37.94 670	32.46 573	38.88 687	35.96 635	X	38.88 687
4	429	FURTADO FERRON Andres	F11	URU	30 JUN 1972	33.10 676	X	33.53 685	32.01 654	32.50 664	30.99 633	33.53 685

Starting order	1	2	3	4
Initial	534	237	1	429
4th and 5th attempts	1	429	534	237
6th attempt	429	1	534	237

Legend:

PR Para-Panam Record **Rk** Rank **x** Failure



Results

Resultados / Resultados

Rk	Bib	Name	Class	NPC Code	Date of Birth	1	2	3	4	5	6	Result Points
1	342	MÁXIMO de JÉSUS Mauro	F53	MEX	13 FEB 1957	20.53 1030	18.53 930	18.69 938	20.98 1053	21.16 1062	19.11 959	21.16 WR 1062
2	352	PAZ VELAZQUEZ Adrian	F53	MEX	4 MAR 1964	18.41 924	X	19.25 966	19.08 957	19.15 961	18.72 939	19.25 966
3	305	CUNNINGHAM Alphanso	F53	JAM	29 AUG 1980	X	X	X	X	17.05 855	18.07 907	18.07 907
4	4	BASCIONI Horacio Tomas	F52	ARG	28 DEC 1961	11.34 648	12.68 725	X	X	13.05 746	12.55 717	13.05 746
5	536	MECIA Nelson Jose	F53	VEN	16 JUL 1974	7.40 371	8.41 422	8.93 448	7.09 356	8.05 404	8.91 447	8.93 448

Starting order	1	2	3	4	5
	342	305	4	352	536

Legend:

Rk Rank **WR** World Record **x** Failure



Results

Resultados / Resultados

Rk	Bib Name	Class	NPC Code	Date of Birth	1	2	3	4	5	6	Result Points
1	120 SOUZA Paulo	F36	BRA	20 SEP 1985	27.47 742	X	23.64 639	X	27.36 739	27.11 732	27.47 PR 742
2	247 OQUENDO FONSECA	F37	CUB	15 JUN 1977	31.49 654	33.09 687	34.28 712	32.33 672	32.66 678	32.12 667	34.28 712
3	540 PAEZ Alexis	F35	VEN	10 MAY 1976	29.41 673	28.30 647	28.46 651	28.83 660	28.89 661	29.66 679	29.66 679

Starting order	1	2	3
Initial	120	540	247
4th and 5th attempts	540	247	120
6th attempt	540	247	120

Legend:

PR Para-Panam Record **Rk** Rank **x** Failure



Results

Resultados / Resultados

Rk	Bib Name	Class	NPC Code	Date of Birth	1	2	3	4	5	6	Result Points
1	248 RAMOS SANJUDO J	F44	CUB	14 DEC 1970	46.23 848	44.04 808	-	-	-	-	46.23 848
2	410 FALCONI ALVAREZ	F42	PER	9 FEB 1957	33.18 670	34.36 693	36.79 742	35.91 725	38.44 776	37.90 765	38.44 776
3	41 BORGES Marco	F44	BRA	5 JAN 1978	X	35.22 646	33.30 611	33.92 622	32.77 601	X	35.22 646
4	252 YERO RODRÍGUEZ Arnaldo	F42	CUB	21 FEB 1976	26.65 538	25.86 522	24.91 503	25.87 522	22.14 447	24.53 495	26.65 538

Starting order	1	2	3	4
Initial	410	248	41	252
4th and 5th attempts	252	41	410	248
6th attempt	252	41	410	248

Legend:

- Pass Rk Rank x Failure



Results

Resultados / Resultados

Rk	Bib Name	Class	NPC Code	Date of Birth	1	2	3	4	5	6	Result Points
1	367 ZEPEDA FÉLIX Luis Alberto	F54	MEX	1 SEP 1975	24.92 945	25.24 957	25.73 976	25.56 969	26.47 1004	X	26.47 1004
2	418 PIZARRO Alexis	F58	PUR	28 JAN 1973	X	42.76 907	40.18 852	38.34 813	38.52 817	42.90 910	42.90 910
3	417 ORTIZ ROMAN Efrain	F54	PUR	4 MAR 1962	19.46 738	21.95 832	X	21.00 796	20.95 794	18.74 711	21.95 832
4	240 FIGUEREDO GONZ.	F54	CUB	7 APR 1975	19.89 754	19.70 747	21.36 810	19.83 752	20.38 773	20.37 772	21.36 810
5	238 DÍAZ ALDANA Leonardo	F56	CUB	16 FEB 1975	27.24 747	29.29 803	29.07 797	28.70 787	29.27 803	29.39 806	29.39 806
6	533 LADERA Renee	F56	VEN	26 SEP 1977	27.32 749	X	28.80 790	27.28 748	27.59 757	24.88 682	28.80 790
7	34 AMÂNCIO Leonardo	F58	BRA	5 DEC 1977	31.94 678	34.72 737	36.52 775	34.81 739	33.64 714	35.50 753	36.52 775
8	520 CARRUIDO NAVAS	F58	VEN	28 JAN 1981	36.20 768	36.10 766	X	X	X	X	36.20 768
9	327 del ROSARIO GO.	F58	MEX	4 JUL 1988	35.19 747	34.47 731	35.20 747	35.46 752	X	34.15 725	35.46 752
10	332 GASCA RODRÍGUEZ Raul	F57	MEX	6 FEB 1961	27.15 695	25.14 644	27.69 709	27.16 696	28.61 733	X	28.61 733
11	416 DIAZ REYES Ralffy	F58	PUR	5 AUG 1967	X	X	30.48 647	X	X	32.03 680	32.03 680
12	235 CASTILLO CASTI.	F54	CUB	10 JAN 1959	X	15.20 576	17.49 663	16.54 627	17.30 656	X	17.49 663
13	420 TORRES MARTINEZ	F58	PUR	24 DEC 1960	25.69 545	21.34 453	28.01 594	29.85 633	29.38 623	X	29.85 633
14	52 da SILVA Vanderson	F57	BRA	1 DEC 1982	18.04 462	17.85 457	X	20.33 521	21.94 562	X	21.94 562

Starting order	1	2	3	4	5	6	7	8	9	10	11	12	13	14
	420	34	520	418	235	417	332	416	367	238	327	52	533	240

Legend:

Rk Rank x Failure



Results

Resultados / Resultados

WORLD RECORD	12.33	SANTAMARTA-BRAVO Purificaci	ESP	Barcelona (ESP)	1997
PARA-PANAM RECORD	12.34	SANTOS Adria	BRA	Sydney (AUS)	22 OCT 2000

Wind: +0.8 m/s

Rk	Bib	Name	Class	NPC Code	Date of Birth	Lane	Reaction	Fn	Result
1	141	GUILHERMINO Terezinha	T11	BRA	3 OCT 1978	5	0.206		12.47
2	566	TORRES Alberlis	T11	VEN	20 NOV 1985	7	0.454		13.67
3	31	SOSA Gracia	T11	ARG	26 FEB 1990	3	0.308		13.95
4	562	PINTO Yucleisy	T11	VEN	11 APR 1981	1	0.232		13.97

Legend:

Fn False start **Rk** Rank



Results

Resultados / Resultados

WORLD RECORD	12.33	SANTAMARTA-BRAVO Purificaci	ESP	Barcelona (ESP)	1997
PARA-PANAM RECORD	12.34	SANTOS Adria	BRA	Sydney (AUS)	22 OCT 2000

SEMIFINAL 1

Start Time: 14:45

Wind: +1.1 m/s

Rk	Bib	Name	Class	NPC Code	Date of Birth	Lane	Reaction	Fn	Result
1	141	GUILHERMINO Terezinha	T11	BRA	3 OCT 1978	5			12.78 Q
2	566	TORRES Alberlis	T11	VEN	20 NOV 1985	3			13.74 q
3	406	TAYLOR del ROSARIO Katerina	T11	PAN	4 OCT 1991	7			16.69

SEMIFINAL 2

Start Time: 14:55

Wind: +1.4 m/s

Rk	Bib	Name	Class	NPC Code	Date of Birth	Lane	Reaction	Fn	Result
1	31	SOSA Gracia	T11	ARG	26 FEB 1990	3			14.03 Q
2	562	PINTO Yucleisy	T11	VEN	11 APR 1981	5	0.225		14.06 q
3	402	BENAVIDEZ HERNANDEZ Vanessa del C.	T11	NCA	8 DEC 1992	1	0.413		17.24
	300	PONCE RAMOS Maritza Yaneth	T11	HON	23 JUL 1988	7			DNS

Qualification: First 1 in each heat (Q) and the next 2 fastest (q) advance to the Final

Legend:

DNS	Did not Start	Fn	False start	q	Qualified by result	Q	Qualified by place
Rk	Rank						



Results

Resultados / Resultados

CORRECTED

WORLD RECORD	12.33	SANTAMARTA-BRAVO Purificaci	ESP	Barcelona (ESP)	1997
PARA-PANAM RECORD	12.34	SANTOS Adria	BRA	Sydney (AUS)	22 OCT 2000

SEMIFINAL 1

Start Time: 14:45

Wind: +1.1 m/s

Rk	Bib	Name	Class	NPC Code	Date of Birth	Lane	Reaction	Fn	Result
1	141	GUILHERMINO Terezinha	T11	BRA	3 OCT 1978	5			12.78 Q
2	566	TORRES Alberlis	T11	VEN	20 NOV 1985	3			13.74 q
3	406	TAYLOR del ROSARIO Katerina	T11	PAN	4 OCT 1991	7			16.69

SEMIFINAL 2

Start Time: 14:55

Wind: +1.4 m/s

Rk	Bib	Name	Class	NPC Code	Date of Birth	Lane	Reaction	Fn	Result
1	31	SOSA Gracia	T11	ARG	26 FEB 1990	3			14.03 Q
2	562	PINTO Yucleisy	T11	VEN	11 APR 1981	5	0.225		14.06 q
	402	BENAVIDEZ HERNANDEZ Vanessa del C.	T11	NCA	8 DEC 1992	1	0.413		DQ R 164.7
	300	PONCE RAMOS Maritza Yaneth	T11	HON	23 JUL 1988	7			DNS

Qualification: First 1 in each heat (Q) and the next 2 fastest (q) advance to the Final

Legend:

DNS	Did not Start	DQ	Disqualified	Fn	False start	Q	Qualified by place
q	Qualified by result	R	IAAF rule	Rk	Rank		



Results Summary

Resumen de resultados / Resumo dos Resultados

CORRECTED

WORLD RECORD	12.33	SANTAMARTA-BRAVO Purificaci	ESP	Barcelona (ESP)	1997
PARA-PANAM RECORD	12.34	SANTOS Adria	BRA	Sydney (AUS)	22 OCT 2000

Rank	Bib	Name	Class	NPC Code	Heat	Lane	Position	Wind	Time
1	141	GUILHERMINO Terezinha	T11	BRA	1	5	1	+1.1	12.78 Q
2	566	TORRES Alberlis	T11	VEN	1	3	2	+1.1	13.74 q
3	31	SOSA Gracia	T11	ARG	2	3	1	+1.4	14.03 Q
4	562	PINTO Yucleisy	T11	VEN	2	5	2	+1.4	14.06 q
5	406	TAYLOR del ROSARIO Katerina	T11	PAN	1	7	3	+1.1	16.69
6	402	BENAVIDEZ HERNANDEZ Vannessa del C.	T11	NCA	2	1	3	+1.4	17.24
7	299	FUNES SUAZO Berta Lilian	T11	HON	3	3	1	+0.4	19.19
8	300	PONCE RAMOS Maritza Yaneth	T11	HON	3	5	2	+0.4	19.42

Qualification: First 1 in each heat (Q) and the next 2 fastest (q) advance to the Final

Note:
These athletes are sorted on performance

Legend:
q Qualified by result Q Qualified by place



Start List

Lista de Salida / Lista de Largada

CORRECTED

WORLD RECORD	12.33	SANTAMARTA-BRAVO Purificaci	ESP	Barcelona (ESP)	1997
PARA-PANAM RECORD	12.34	SANTOS Adria	BRA	Sydney (AUS)	22 OCT 2000

Lane	Bib	Name	Class	NPC Code	Date of Birth	PB	SB	Result	Rank
3	566	TORRES Alberlis	T11	VEN	20 NOV 1985				
5	141	GUILHERMINO Terezinha	T11	BRA	3 OCT 1978				
7	406	TAYLOR del ROSARIO Katerina	T11	PAN	4 OCT 1991				

Qualification: First 1 in each heat (Q) and the next 2 fastest (q) advance to the Final

Legend:

PB Personal Best **SB** Season Best



Results

Resultados / Resultados

CORRECTED

WORLD RECORD	12.33	SANTAMARTA-BRAVO Purificaci	ESP	Barcelona (ESP)	1997
PARA-PANAM RECORD	12.34	SANTOS Adria	BRA	Sydney (AUS)	22 OCT 2000

Wind: +1.4 m/s

Rk	Bib	Name	Class	NPC Code	Date of Birth	Lane	Reaction	Fn	Result
1	31	SOSA Gracia	T11	ARG	26 FEB 1990	3			14.03 Q
2	562	PINTO Yucleisy	T11	VEN	11 APR 1981	5	0.225		14.06 q
	402	BENAVIDEZ HERNANDEZ Vannessa del C.	T11	NCA	8 DEC 1992	1	0.413		DQ R 164.7
	300	PONCE RAMOS Maritza Yaneth	T11	HON	23 JUL 1988	7			DNS

Qualification: First 1 in each heat (Q) and the next 2 fastest (q) advance to the Final

Legend:

DNS	Did not Start	DQ	Disqualified	Fn	False start	Q	Qualified by place
q	Qualified by result	R	IAAF rule	Rk	Rank		



Results

Resultados / Resultados

Wind: +0.2 m/s

Rk	Bib	Name	Class	NPC Code	Date of Birth	Lane	Reaction	Fn	Result
1	254	DURÁN ELIAS Omara	T12	CUB	26 NOV 1981	5	0.172		12.41
2	140	GUILHERMINO Sirlene	T12	BRA	27 OCT 1981	3	0.240		12.86
3	149	SILVA Joana	T13	BRA	16 FEB 1963	1	0.171		12.87
4	123	ALVES Maria	T12	BRA	10 MAR 1977	7	0.220	F1	13.31

Legend:

Fn False start **Rk** Rank



Results

Resultados / Resultados

SEMIFINAL 1		Start Time: 17:25		Wind: +0.4 m/s					
Rk	Bib Name	Class	NPC Code	Date of Birth	Lane	Reaction	Fn	Result	
1	140 GUILHERMINO Sirlene	T12	BRA	27 OCT 1981	3	0.221		12.98 Q	
2	123 ALVES Maria	T12	BRA	10 MAR 1977	7	0.327		13.52 q	
3	389 ORTIZ CARREÓN Yadira	T12	MEX	19 MAR 1990	1			14.21	
4	298 DIAZ Gladys	T12	HON	15 AUG 1986	5			17.89	

SEMIFINAL 2		Start Time: 17:32		Wind: -0.2 m/s					
Rk	Bib Name	Class	NPC Code	Date of Birth	Lane	Reaction	Fn	Result	
1	254 DURÁN ELIAS Omara	T12	CUB	26 NOV 1981	3	0.204		12.59 Q	
2	149 SILVA Joana	T13	BRA	16 FEB 1963	5	0.191		13.17 q	
3	552 BRICEÑO Tatiana	T12	VEN	9 MAY 1980	7	0.243		13.56	
4	278 CRUZ Zulma	T13	ESA	10 DEC 1988	1			16.35	

Qualification: First 1 in each heat (Q) and the next 2 fastest (q) advance to the Final

Legend:

Fn False start Q Qualified by place q Qualified by result Rk Rank



Results Summary

Resumen de resultados / Resumo dos Resultados

Rank	Bib	Name	Class	NPC Code	Heat	Lane	Position	Wind	Time
1	254	DURÁN ELIAS Omara	T12	CUB	2	3	1	-0.2	12.59 Q
2	140	GUILHERMINO Sirlene	T12	BRA	1	3	1	+0.4	12.98 Q
3	149	SILVA Joana	T13	BRA	2	5	2	-0.2	13.17 q
4	123	ALVES Maria	T12	BRA	1	7	2	+0.4	13.52 q
5	552	BRICEÑO Tatiana	T12	VEN	2	7	3	-0.2	13.56
6	389	ORTIZ CARREÓN Yadira	T12	MEX	1	1	3	+0.4	14.21
7	278	CRUZ Zulma	T13	ESA	2	1	4	-0.2	16.35
8	298	DIAZ Gladys	T12	HON	1	5	4	+0.4	17.89

Qualification: First 1 in each heat (Q) and the next 2 fastest (q) advance to the Final

Note:
These athletes are sorted on performance

Legend:
q Qualified by result Q Qualified by place



Results

Resultados / Resultados

Wind: +0.4 m/s

Rk	Bib	Name	Class	NPC Code	Date of Birth	Lane	Reaction	Fn	Result
1	140	GUILHERMINO Sirlene	T12	BRA	27 OCT 1981	3	0.221		12.98 Q
2	123	ALVES Maria	T12	BRA	10 MAR 1977	7	0.327		13.52
3	389	ORTIZ CARREÓN Yadira	T12	MEX	19 MAR 1990	1			14.21
4	298	DIAZ Gladys	T12	HON	15 AUG 1986	5			17.89

Qualification: First 1 in each heat (Q) and the next 2 fastest (q) advance to the Final

Legend:

Fn False start **Q** Qualified by place **Rk** Rank



Results

Resultados / Resultados

Wind: -0.2 m/s

Rk	Bib	Name	Class	NPC Code	Date of Birth	Lane	Reaction	Fn	Result
1	254	DURÁN ELIAS Omara	T12	CUB	26 NOV 1981	3	0.204		12.59 Q
2	149	SILVA Joana	T13	BRA	16 FEB 1963	5	0.191		13.17 q
3	552	BRICEÑO Tatiana	T12	VEN	9 MAY 1980	7	0.243		13.56
4	278	CRUZ Zulma	T13	ESA	10 DEC 1988	1			16.35

Qualification: First 1 in each heat (Q) and the next 2 fastest (q) advance to the Final

Legend:

Fn False start **Q** Qualified by place **q** Qualified by result **Rk** Rank



Results

Resultados / Resultados

Wind: +1.2 m/s

Rk	Bib	Name	Class	NPC Code	Date of Birth	Lane	Reaction	Fn	Result
1	147	SANTOS Jenifer	T38	BRA	30 JUN 1989	3			14.71
2	498	HAWKES Sabra	T37	USA	13 FEB 1988	4			15.03
3	507	RENAUD Rachelle	T37	USA	14 NOV 1986	6			15.85
4	199	MUSCAT Megan	T37	CAN	4 JUL 1985	2			16.02
5	125	CLEMENTE Raquel	T37	BRA	25 JAN 1975	7			16.89
6	390	PALACIOS VENTURA Martha Marina	T36	MEX	18 JUL 1981	8			17.96
7	30	RUIZ Nerea	T38	ARG	27 AUG 1990	1			18.05
	559	LAYA Deisy	T37	VEN	9 NOV 1981	5			DNS

Legend:

DNS Did not Start **Fn** False start **Rk** Rank



Results

Resultados / Resultados

Wind: -0.7 m/s

Rk	Bib	Name	Class	NPC Code	Date of Birth	Lane	Reaction	Fn	Result
1	253	CASTILLO CASTILLO Yunidis	T46	CUB	6 JUN 1987	1	0.220		12.16
2	499	HOLMES April	T44	USA	11 MAR 1973	7	0.381		13.03
3	138	FINDER Sheila	T46	BRA	15 AUG 1979	4	0.247		13.39
4	201	REID Stefanie	T44	CAN	26 OCT 1984	3	0.181		14.35
5	195	HOLMES Andrea	T44	CAN	3 JAN 1982	6			15.41
6	371	BUSTAMANTE CORONA Perla Patricia	T42	MEX	17 AUG 1984	5			17.29
7	511	SULLIVAN Kathryn	T42	USA	6 DEC 1979	2			17.68

Legend:

Fn False start **Rk** Rank



Results

Resultados / Resultados

Wind: +0.8 m/s

Rk	Bib	Name	Class	NPC Code	Date of Birth	Lane	Reaction	Fn	Result
1	497	FORBER-PRATT Anjali	T53	USA	22 JUN 1984	6			18.18
2	506	REDDEN Margaret	T53	USA	24 JUN 1985	4			19.05
3	375	ENCISO CERVANTES Evelyn	T53	MEX	5 NOV 1972	5			19.36
4	565	SOTURNO DIAZ Yadira del Carmen	T53	VEN	18 JUN 1970	3			19.38
5	501	LEITNER Cheryl	T52	USA	4 APR 1983	2			23.38
6	494	BADGETT Mallerie	T53	USA	25 FEB 1989	7			23.41

Legend:

Fn False start **Rk** Rank



Results

Resultados / Resultados

WORLD RECORD	16.31	McFADDEN Tatyana	USA	Athens (GRE)	21 SEP 2004
PARA-PANAM RECORD	16.31	McFADDEN Tatyana	USA	Athens (GRE)	21 SEP 2004

Wind: -0.1 m/s

Rk	Bib	Name	Class	NPC Code	Date of Birth	Lane	Reaction	Fn	Result
1	370	BATAZ CARBALLO Yazmith	T54	MEX	15 APR 1972	5			18.55
2	395	SANCHEZ ALCANTAR Gloria	T54	MEX	15 FEB 1985	3			18.68
3	554	CARDENAS Belkys	T54	VEN	6 DEC 1959	4			21.93

Legend:

Fn False start **Rk** Rank



Results

Resultados / Resultados

WORLD RECORD	24.99 SANTOS Adria	BRA Sydney (AUS)	27 OCT 2000
PARA-PANAM RECORD	24.99 SANTOS Adria	BRA Sydney (AUS)	27 OCT 2000

FINAL A Start Time: 13:01

Wind: -0.2 m/s

Rk	Bib Name	Class	NPC Code	Date of Birth	Lane	Reaction	Fn	Result
1	141 GUILHERMINO Terezinha	T11	BRA	3 OCT 1978	3	0.251		25.16
2	146 SANTOS Ádria	T11	BRA	11 AUG 1974	5			26.95
3	556 DELGADO Irene	T11	VEN	15 NOV 1987	7			28.16
4	566 TORRES Alberlis	T11	VEN	20 NOV 1985	1			28.35

FINAL B Start Time: 12:53

Wind: m/s

Rk	Bib Name	Class	NPC Code	Date of Birth	Lane	Reaction	Fn	Result
562	PINTO Yucleisy	T11	VEN	11 APR 1981	3			DNS
300	PONCE RAMOS Maritza Yaneth	T11	HON	23 JUL 1988	7			DNS
31	SOSA Gracia	T11	ARG	26 FEB 1990	5			DNS

Legend:

DNS Did not Start **Fn** False start **Rk** Rank



Results Summary

Resumen de resultados / Resumo dos Resultados

WORLD RECORD	24.99	SANTOS Adria	BRA	Sydney (AUS)	27 OCT 2000
PARA-PANAM RECORD	24.99	SANTOS Adria	BRA	Sydney (AUS)	27 OCT 2000

Rank	Bib	Name	Class	NPC Code	Heat	Lane	Position	Wind	Time
1	141	GUILHERMINO Terezinha	T11	BRA	1	3	1	-0.2	25.16
2	146	SANTOS Ádria	T11	BRA	1	5	2	-0.2	26.95
3	556	DELGADO Irene	T11	VEN	1	7	3	-0.2	28.16
4	566	TORRES Alberlis	T11	VEN	1	1	4	-0.2	28.35
	562	PINTO Yucleisy	T11	VEN	2	3			DNS
	300	PONCE RAMOS Maritza Yaneth	T11	HON	2	7			DNS
	31	SOSA Gracia	T11	ARG	2	5			DNS

Note:
These athletes are sorted on performance

Legend:
DNS Did not Start



Results

Resultados / Resultados

WORLD RECORD	24.99	SANTOS Adria	BRA	Sydney (AUS)	27 OCT 2000
PARA-PANAM RECORD	24.99	SANTOS Adria	BRA	Sydney (AUS)	27 OCT 2000

Wind: -0.2 m/s

Rk	Bib	Name	Class	NPC Code	Date of Birth	Lane	Reaction	Fn	Result
1	141	GUILHERMINO Terezinha	T11	BRA	3 OCT 1978	3	0.251		25.16
2	146	SANTOS Ádria	T11	BRA	11 AUG 1974	5			26.95
3	556	DELGADO Irene	T11	VEN	15 NOV 1987	7			28.16
4	566	TORRES Alberlis	T11	VEN	20 NOV 1985	1			28.35

Legend:

Fn False start **Rk** Rank



Results

Resultados / Resultados

WORLD RECORD	24.99	SANTOS Adria	BRA	Sydney (AUS)	27 OCT 2000
PARA-PANAM RECORD	24.99	SANTOS Adria	BRA	Sydney (AUS)	27 OCT 2000

Wind: m/s

Rk	Bib	Name	Class	NPC Code	Date of Birth	Lane	Reaction	Fn	Result
	562	PINTO Yucleisy	T11	VEN	11 APR 1981	3			DNS
	300	PONCE RAMOS Maritza Yaneth	T11	HON	23 JUL 1988	7			DNS
	31	SOSA Gracia	T11	ARG	26 FEB 1990	5			DNS

Legend:

DNS Did not Start **Fn** False start **Rk** Rank



Results

Resultados / Resultados

WORLD RECORD	24.99 SANTOS Adria	BRA Sydney (AUS)	27 OCT 2000
PARA-PANAM RECORD	24.99 SANTOS Adria	BRA Sydney (AUS)	27 OCT 2000

SEMIFINAL 1 Start Time: 14:09

Wind: +2.1 m/s

Rk	Bib Name	Class	NPC Code	Date of Birth	Lane	Reaction	Fn	Result
1	141 GUILHERMINO Terezinha	T11	BRA	3 OCT 1978	3	0.239		26.57 Q
2	556 DELGADO Irene	T11	VEN	15 NOV 1987	5			28.59 q
3	300 PONCE RAMOS Maritza Yaneth	T11	HON	23 JUL 1988	7	0.388		41.14

SEMIFINAL 2 Start Time: 14:18

Wind: +1.2 m/s

Rk	Bib Name	Class	NPC Code	Date of Birth	Lane	Reaction	Fn	Result
1	146 SANTOS Ádria	T11	BRA	11 AUG 1974	3			28.61 Q
2	562 PINTO Yucleisy	T11	VEN	11 APR 1981	5			29.37
	406 TAYLOR del ROSARIO Katerina	T11	PAN	4 OCT 1991	7	0.660		DQ R 144.2h

SEMIFINAL 3 Start Time: 14:27

Wind: +1.4 m/s

Rk	Bib Name	Class	NPC Code	Date of Birth	Lane	Reaction	Fn	Result
1	566 TORRES Alberlis	T11	VEN	20 NOV 1985	3			28.86 Q
2	31 SOSA Gracia	T11	ARG	26 FEB 1990	5			29.80
	402 BENAVIDEZ HERNANDEZ Vanessa del C.	T11	NCA	8 DEC 1992	7			DQ R 164.7

Qualification: First 1 in each heat (Q) and the next 1 fastest (q) advance to the Final

Legend:

DQ	Disqualified	Fn	False start	q	Qualified by result	Q	Qualified by place
R	IAAF rule	Rk	Rank				



Results Summary

Resumen de resultados / Resumo dos Resultados

WORLD RECORD	24.99 SANTOS Adria	BRA Sydney (AUS)	27 OCT 2000
PARA-PANAM RECORD	24.99 SANTOS Adria	BRA Sydney (AUS)	27 OCT 2000

Rank	Bib	Name	Class	NPC Code	Heat	Lane	Position	Wind	Time	
1	141	GUILHERMINO Terezinha	T11	BRA	1	3	1	+2.1	26.57	Q
2	556	DELGADO Irene	T11	VEN	1	5	2	+2.1	28.59	q
3	146	SANTOS Ádria	T11	BRA	2	3	1	+1.2	28.61	Q
4	566	TORRES Alberlis	T11	VEN	3	3	1	+1.4	28.86	Q
5	562	PINTO Yucleisy	T11	VEN	2	5	2	+1.2	29.37	
6	31	SOSA Gracia	T11	ARG	3	5	2	+1.4	29.80	
7	300	PONCE RAMOS Maritza Yaneth	T11	HON	1	7	3	+2.1	41.14	
	406	TAYLOR del ROSARIO Katerina	T11	PAN	2	7			DQ	R 144.2h
	402	BENAVIDEZ HERNANDEZ Vannessa del C.	T11	NCA	3	7			DQ	R 164.7

Qualification: First 1 in each heat (Q) and the next 1 fastest (q) advance to the Final

Note:
These athletes are sorted on performance

Legend:
DQ Disqualified **Q** Qualified by place **q** Qualified by result **R** IAAF rule



Results

Resultados / Resultados

WORLD RECORD	24.99	SANTOS Adria	BRA	Sydney (AUS)	27 OCT 2000
PARA-PANAM RECORD	24.99	SANTOS Adria	BRA	Sydney (AUS)	27 OCT 2000

Wind: +2.1 m/s

Rk	Bib	Name	Class	NPC Code	Date of Birth	Lane	Reaction	Fn	Result
1	141	GUILHERMINO Terezinha	T11	BRA	3 OCT 1978	3	0.239		26.57 Q
2	556	DELGADO Irene	T11	VEN	15 NOV 1987	5			28.59
3	300	PONCE RAMOS Maritza Yaneth	T11	HON	23 JUL 1988	7	0.388		41.14

Qualification: First 1 in each heat (Q) and the next 1 fastest (q) advance to the Final

Legend:

Fn False start **Q** Qualified by place **Rk** Rank



Results

Resultados / Resultados

WORLD RECORD	24.99	SANTOS Adria	BRA	Sydney (AUS)	27 OCT 2000
PARA-PANAM RECORD	24.99	SANTOS Adria	BRA	Sydney (AUS)	27 OCT 2000

Wind: +1.2 m/s

Rk	Bib	Name	Class	NPC Code	Date of Birth	Lane	Reaction	Fn	Result
1	146	SANTOS Ádria	T11	BRA	11 AUG 1974	3			28.61 Q
2	562	PINTO Yucleisy	T11	VEN	11 APR 1981	5			29.37
	406	TAYLOR del ROSARIO Katerina	T11	PAN	4 OCT 1991	7	0.660		DQ R 144.2h

Qualification: First 1 in each heat (Q) and the next 1 fastest (q) advance to the Final

Legend:

DQ	Disqualified	Fn	False start	Q	Qualified by place	R	IAAF rule
Rk	Rank						



Results

Resultados / Resultados

WORLD RECORD	24.99	SANTOS Adria	BRA	Sydney (AUS)	27 OCT 2000
PARA-PANAM RECORD	24.99	SANTOS Adria	BRA	Sydney (AUS)	27 OCT 2000

Wind: +1.4 m/s

Rk	Bib	Name	Class	NPC Code	Date of Birth	Lane	Reaction	Fn	Result
1	566	TORRES Alberlis	T11	VEN	20 NOV 1985	3			28.86 Q
2	31	SOSA Gracia	T11	ARG	26 FEB 1990	5			29.80
	402	BENAVIDEZ HERNANDEZ Vannessa del C.	T11	NCA	8 DEC 1992	7			DQ R 164.7

Qualification: First 1 in each heat (Q) and the next 1 fastest (q) advance to the Final

Legend:

DQ Disqualified
Rk Rank
Fn False start
Q Qualified by place
R IAAF rule



Results

Resultados / Resultados

Wind: +0.3 m/s

Rk	Bib	Name	Class	NPC Code	Date of Birth	Lane	Reaction	Fn	Result
1	254	DURÁN ELIAS Omara	T12	CUB	26 NOV 1981	3	0.351		25.42
2	149	SILVA Joana	T12	BRA	16 FEB 1963	5	0.181		26.43
3	123	ALVES Maria	T12	BRA	10 MAR 1977	1	0.313		27.24
4	144	MARTINS Indayana	T13	BRA	22 NOV 1988	7	0.193		27.48

Legend:

Fn False start **Rk** Rank



Results

Resultados / Resultados

CORRECTED

SEMIFINAL 1 Start Time: 15:05

Wind: +1.8 m/s

Rk	Bib	Name	Class	NPC Code	Date of Birth	Lane	Reaction	Fn	Result
1	254	DURÁN ELIAS Omara	T12	CUB	26 NOV 1981	5			24.92 Q
2	123	ALVES Maria	T12	BRA	10 MAR 1977	3			27.49 q
3	389	ORTIZ CARREÓN Yadira	T12	MEX	19 MAR 1990	7			28.47
4	298	DIAZ Gladys	T12	HON	15 AUG 1986	1			38.94

SEMIFINAL 2 Start Time: 15:15

Wind: +1.1 m/s

Rk	Bib	Name	Class	NPC Code	Date of Birth	Lane	Reaction	Fn	Result
1	149	SILVA Joana	T12	BRA	16 FEB 1963	3			26.37 Q
2	144	MARTINS Indayana	T13	BRA	22 NOV 1988	7			27.55 q
3	383	JONAPA MUNDO Blanca	T12	MEX	13 DEC 1989	1			34.44
4	278	CRUZ Zulma	T13	ESA	10 DEC 1988	5			34.78
	299	FUNES SUAZO Berta Lilian		HON	18 JUL 1984	8			DNS

Qualification: First 1 in each heat (Q) and the next 2 fastest (q) advance to the Final

Legend:

DNS	Did not Start	Fn	False start	q	Qualified by result	Q	Qualified by place
Rk	Rank						



Results Summary

Resumen de resultados / Resumo dos Resultados

CORRECTED

Rank	Bib	Name	Class	NPC Code	Heat	Lane	Position	Wind	Time	
1	254	DURÁN ELIAS Omara	T12	CUB	1	5	1	+1.8	24.92	Q
2	149	SILVA Joana	T12	BRA	2	3	1	+1.1	26.37	Q
3	123	ALVES Maria	T12	BRA	1	3	2	+1.8	27.49	q
4	144	MARTINS Indayana	T13	BRA	2	7	2	+1.1	27.55	q
5	389	ORTIZ CARREÓN Yadira	T12	MEX	1	7	3	+1.8	28.47	
6	383	JONAPA MUNDO Blanca	T12	MEX	2	1	3	+1.1	34.44	
7	278	CRUZ Zulma	T13	ESA	2	5	4	+1.1	34.78	
8	298	DIAZ Gladys	T12	HON	1	1	4	+1.8	38.94	
	299	FUNES SUAZO Berta Lilian		HON	2	8				DNS

Qualification: First 1 in each heat (Q) and the next 2 fastest (q) advance to the Final

Note:
These athletes are sorted on performance

Legend:
DNS Did not Start q Qualified by result Q Qualified by place



Results

Resultados / Resultados

Wind: +1.8 m/s

Rk	Bib	Name	Class	NPC Code	Date of Birth	Lane	Reaction	Fn	Result
1	254	DURÁN ELIAS Omara	T12	CUB	26 NOV 1981	5	0.211		24.92 Q
2	123	ALVES Maria	T12	BRA	10 MAR 1977	3			27.49
3	389	ORTIZ CARREÓN Yadira	T12	MEX	19 MAR 1990	7			28.47
4	298	DIAZ Gladys	T12	HON	15 AUG 1986	1			38.94

Qualification: First 1 in each heat (Q) and the next 2 fastest (q) advance to the Final

Legend:

Fn False start **Q** Qualified by place **Rk** Rank



Results

Resultados / Resultados

CORRECTED

Wind: +1.1 m/s

Rk	Bib	Name	Class	NPC Code	Date of Birth	Lane	Reaction	Fn	Result
1	149	SILVA Joana	T12	BRA	16 FEB 1963	3			26.37 Q
2	144	MARTINS Indayana	T13	BRA	22 NOV 1988	7			27.55 q
3	383	JONAPA MUNDO Blanca	T12	MEX	13 DEC 1989	1			34.44
4	278	CRUZ Zulma	T13	ESA	10 DEC 1988	5			34.78
	299	FUNES SUAZO Berta Lilian		HON	18 JUL 1984	8			DNS

Qualification: First 1 in each heat (Q) and the next 2 fastest (q) advance to the Final

Legend:

DNS	Did not Start	Fn	False start	q	Qualified by result	Q	Qualified by place
Rk	Rank						



Results

Resultados / Resultados

Wind: -0.2 m/s

Rk	Bib	Name	Class	NPC Code	Date of Birth	Lane	Reaction	Fn	Result	
1	498	HAWKES Sabra	T37	USA	13 FEB 1988	5			31.26	PR
2	147	SANTOS Jenifer	T38	BRA	30 JUN 1989	4			32.35	
3	199	MUSCAT Megan	T37	CAN	4 JUL 1985	6			33.86	
4	30	RUIZ Nerea	T38	ARG	27 AUG 1990	7			37.39	
5	390	PALACIOS VENTURA Martha Marina	T36	MEX	18 JUL 1981	8			38.27	PR
	125	CLEMENTE Raquel	T37	BRA	25 JAN 1975	2			DNS	
	559	LAYA Deisy	T37	VEN	9 NOV 1981	3			DNS	

Legend:

DNS Did not Start **Fn** False start **PR** Para-Panam Record **Rk** Rank



Results

Resultados / Resultados

Wind: +0.1 m/s

Rk	Bib	Name	Class	NPC Code	Date of Birth	Lane	Reaction	Fn	Result	
1	253	CASTILLO CASTILLO Yunidis	T46	CUB	6 JUN 1987	6	0.254		24.93	WR
2	138	FINDER Sheila	T46	BRA	15 AUG 1979	4	0.297		27.84	
3	201	REID Stefanie	T44	CAN	26 OCT 1984	5	0.189		29.73	
	499	HOLMES April	T44	USA	11 MAR 1973	3			DNS	

Legend:

DNS Did not Start **Fn** False start **Rk** Rank **WR** World Record



Results

Resultados / Resultados

Wind: +0.1 m/s

Rk	Bib	Name	Class	NPC Code	Date of Birth	Lane	Reaction	Fn	Result
1	497	FORBER-PRATT Anjali	T53	USA	22 JUN 1984	4			34.59
2	506	REDDEN Margaret	T53	USA	24 JUN 1985	6			35.00
3	375	ENCISO CERVANTES Evelyn	T53	MEX	5 NOV 1972	3			35.30
4	565	SOTURNO DIAZ Yadira del Carmen	T53	VEN	18 JUN 1970	5			35.90
5	494	BADGETT Mallerie	T53	USA	25 FEB 1989	7			44.55
6	501	LEITNER Cheryl	T52	USA	4 APR 1983	2			47.21

Legend:

Fn False start **Rk** Rank



Results

Resultados / Resultados

WORLD RECORD	28.79	BECERRA Cheri	USA	Sydney (AUS)	27 OCT 2000
PARA-PANAM RECORD	28.79	BECERRA Cheri	USA	Sydney (AUS)	27 OCT 2000

Wind: +0.6 m/s

Rk	Bib	Name	Class	NPC Code	Date of Birth	Lane	Reaction	Fn	Result
1	198	MATASSA Jessica	T54	CAN	6 JUN 1986	4			31.24
2	395	SANCHEZ ALCANTAR Gloria	T54	MEX	15 FEB 1985	5			31.77
3	370	BATAZ CARBALLO Yazmith	T54	MEX	15 APR 1972	3			32.43

Legend:

Fn False start **Rk** Rank



Results

Resultados / Resultados

Rk	Bib	Name	Class	NPC Code	Date of Birth	Lane	Reaction	Fn	Result
1	254	DURÁN ELIAS Omara	T12	CUB	26 NOV 1981	1	0.184		56.00 PR
2	141	GUILHERMINO Terezinha	T12	BRA	3 OCT 1978	3			56.14
3	144	MARTINS Indayana	T13	BRA	22 NOV 1988	5	0.189		1:03.15
4	222	MOSSO ARCOS Claudia Paulina	T12	COL	30 JUN 1987	7			1:13.92

Legend:

Fn False start **PR** Para-Panam Record **Rk** Rank



Results

Resultados / Resultados

SEMIFINAL 1 Start Time: 14:56

Rk	Bib	Name	Class	NPC Code	Date of Birth	Lane	Reaction	Fn	Result
1	141	GUILHERMINO Terezinha	T12	BRA	3 OCT 1978	3	0.301		56.69 Q
2	254	DURÁN ELIAS Omara	T12	CUB	26 NOV 1981	5	0.261		58.87 q
	299	FUNES SUAZO Berta Lilian	T12	HON	18 JUL 1984	1			DNF
	298	DIAZ Gladys	T12	HON	15 AUG 1986	7			DQ R 144.2

SEMIFINAL 2 Start Time: 15:05

Rk	Bib	Name	Class	NPC Code	Date of Birth	Lane	Reaction	Fn	Result
1	144	MARTINS Indayana	T13	BRA	22 NOV 1988	5	0.181		1:01.34 Q
2	222	MOSSO ARCOS Claudia Paulina	T12	COL	30 JUN 1987	3			1:13.87 q
3	300	PONCE RAMOS Maritza Yaneth	T12	HON	23 JUL 1988	7			1:36.70

Qualification: First 1 in each heat (Q) and the next 2 fastest (q) advance to the Final

Note:
IAAF Rule 144.2 - Receiving assistance

Legend:
DNF Did not Finish **DQ** Disqualified IAAF rule **Fn** False start **q** Qualified by result
Q Qualified by place **R** IAAF rule **Rk** Rank



Results Summary

Resumen de resultados / Resumo dos Resultados

Rank	Bib	Name	Class	NPC Code	Heat	Lane	Position	Time	
1	141	GUILHERMINO Terezinha	T12	BRA	1	3	1	56.69	Q
2	254	DURÁN ELIAS Omara	T12	CUB	1	5	2	58.87	q
3	144	MARTINS Indayana	T13	BRA	2	5	1	1:01.34	Q
4	222	MOSSO ARCOS Claudia Paulina	T12	COL	2	3	2	1:13.87	q
5	300	PONCE RAMOS Maritza Yaneth	T12	HON	2	7	3	1:36.70	
	299	FUNES SUAZO Berta Lilian	T12	HON	1	1		DNF	
	298	DIAZ Gladys	T12	HON	1	7		DQ	R 144.2

Qualification: First 1 in each heat (Q) and the next 2 fastest (q) advance to the Final

Note:
IAAF Rule 144.2 - Receiving assistance

Note:
These athletes are sorted on performance

Legend:
DNF Did not Finish
R IAAF rule
DQ Disqualified
Q Qualified by place
q Qualified by result



Results

Resultados / Resultados

CORRECTED

Rk	Bib	Name	Class	NPC Code	Date of Birth	Lane	Reaction	Fn	Result
1	141	GUILHERMINO Terezinha	T12	BRA	3 OCT 1978	3	0.301		56.69 Q
2	254	DURÁN ELIAS Omara	T12	CUB	26 NOV 1981	5	0.261		58.87
	299	FUNES SUAZO Berta Lilian	T12	HON	18 JUL 1984	1			DNF
	298	DIAZ Gladys	T12	HON	15 AUG 1986	7			DQ R 144.2

Qualification: First 1 in each heat (Q) and the next 2 fastest (q) advance to the Final

Note:
IAAF Rule 144.2 - Receiving assistance

Legend:
DNF Did not Finish **DQ** Disqualified **Fn** False start **Q** Qualified by place
R IAAF rule **Rk** Rank



Results

Resultados / Resultados

Rk	Bib	Name	Class	NPC Code	Date of Birth	Lane	Reaction	Fn	Result
1	144	MARTINS Indayana	T13	BRA	22 NOV 1988	5	0.181		1:01.34 Q
2	222	MOSSO ARCOS Claudia Paulina	T12	COL	30 JUN 1987	3			1:13.87 q
3	300	PONCE RAMOS Maritza Yaneth	T12	HON	23 JUL 1988	7			1:36.70

Qualification: First 1 in each heat (Q) and the next 2 fastest (q) advance to the Final

Legend:

Fn False start Q Qualified by place q Qualified by result Rk Rank



Results

Resultados / Resultados

Rk	Bib	Name	Class	NPC Code	Date of Birth	Lane	Reaction	Fn	Result
1	198	MATASSA Jessica	T54	CAN	6 JUN 1986	4			58.95
2	395	SANCHEZ ALCANTAR Gloria	T54	MEX	15 FEB 1985	3			1:00.25
3	497	FORBER-PRATT Anjali	T53	USA	22 JUN 1984	5			1:02.14
4	370	BATAZ CARBALLO Yazmith	T54	MEX	15 APR 1972	6			1:04.64
5	375	ENCISO CERVANTES Evelyn	T53	MEX	5 NOV 1972	8			1:06.04
6	506	REDDEN Margaret	T53	USA	24 JUN 1985	7			1:06.97
7	565	SOTURNO DIAZ Yadira del Carmen	T53	VEN	18 JUN 1970	2			1:07.80

Legend:

Fn False start **Rk** Rank



Results

Resultados / Resultados

Rk	Bib	Name	Class	NPC Code	Date of Birth	Lane	Result
1	140	GUILHERMINO Sirlene	T12	BRA	27 OCT 1981	5	2:32.19
2	146	SANTOS Ádria	T12	BRA	11 AUG 1974	1	2:36.79
3	222	MOSSO ARCOS Claudia Paulina	T12	COL	30 JUN 1987	3	2:50.75
4	261	FERRERA MORETA Zarah	T12	DOM	5 APR 1970	7	3:42.34

Intermediate Times: 400m 1:17.04 140 GUILHERMINO Sirlene (BRA)

Legend:

Rk Rank



Results

Resultados / Resultados

Rk	Bib	Name	Class	NPC Code	Date of Birth	Lane	Result
1	198	MATASSA Jessica	T54	CAN	6 JUN 1986	2	1:56.72
2	381	HERNANDEZ RODRIGUEZ Ariadne	T54	MEX	28 MAR 1965	6	2:03.31
3	375	ENCISO CERVANTES Evelyn	T53	MEX	5 NOV 1972	5	2:11.78
4	497	FORBER-PRATT Anjali	T53	USA	22 JUN 1984	4	2:12.49
5	391	REYES GOMEZ Ivonne	T54	MEX	28 MAR 1973	3	2:18.05

Intermediate Times: 400m 1:00.05 198 MATASSA Jessica (CAN)

Legend:

Rk Rank



Results

Resultados / Resultados

Rk	Bib	Name	Class	NPC Code	Date of Birth	Order	Result
1	553	BURGOS Maria	T12	VEN	14 AUG 1965	1	5:24.85
2	222	MOSSO ARCOS Claudia Paulina	T12	COL	30 JUN 1987	2	6:02.34
3	261	FERRERA MORETA Zarah	T12	DOM	5 APR 1970	3	8:12.79
Intermediate Times:		400m	1:18.67	553	BURGOS Maria (VEN)		
		800m	2:46.76	553	BURGOS Maria (VEN)		
		1200m	4:19.21	553	BURGOS Maria (VEN)		

Legend:

Rk Rank



Results

Resultados / Resultados

WORLD RECORD	3:23.77	PETITCLERC Chantal	CAN Atlanta (USA)	7 MAY 2004
PARA-PANAM RECORD	3:23.77	PETITCLERC Chantal	CAN Atlanta (USA)	7 MAY 2004

Rk	Bib	Name	Class	NPC Code	Date of Birth	Order	Result
1	381	HERNANDEZ RODRIGUEZ Ariadne	T54	MEX	28 MAR 1965	1	3:54.60
2	391	REYES GOMEZ Ivonne	T54	MEX	28 MAR 1973	3	4:25.35
	198	MATASSA Jessica	T54	CAN	6 JUN 1986	2	DNS
Intermediate Times:							
		400m	1:04.24	381	HERNANDEZ RODRIGUEZ Ariadne (MEX)		
		800m	2:05.71	381	HERNANDEZ RODRIGUEZ Ariadne (MEX)		
		1200m	3:08.11	381	HERNANDEZ RODRIGUEZ Ariadne (MEX)		

Legend:

DNS Did not Start **Rk** Rank



Results

Resultados / Resultados

Rk	Bib	Name	Class	NPC Code	Date of Birth	Order	Result
1	381	HERNANDEZ RODRIGUEZ Ariadne	T54	MEX	28 MAR 1965	2	13:26.06
2	391	REYES GOMEZ Ivonne	T54	MEX	28 MAR 1973	1	14:45.70

Intermediate Times:	Time	NPC Code	Name	Nationality
1000m	2:40.39	381	HERNANDEZ RODRIGUEZ Ariadne	(MEX)
2000m	5:20.49	381	HERNANDEZ RODRIGUEZ Ariadne	(MEX)
3000m	8:02.46	381	HERNANDEZ RODRIGUEZ Ariadne	(MEX)
4000m	10:44.98	381	HERNANDEZ RODRIGUEZ Ariadne	(MEX)

Legend:

Rk Rank



Results

Resultados / Resultados

Rk	Bib	Name	Class	NPC Code	Date of Birth	1	2	3	4	5	6	Result	Wind
1	149	SILVA Joana	F13	BRA	16 FEB 1963	4.23 -0.4	3.98 +0.7	3.59 -0.4	X	4.22 -0.6	4.57 -1.2	821	-1.2
2	144	MARTINS Indayana	F13	BRA	22 NOV 1988	3.56 -0.4	4.02 +0.2	3.19 -0.1	4.46 -0.1	X	4.11 -0.2	801	-0.1
3	140	GUILHERMINO Sirlene	F12	BRA	27 OCT 1981	X	3.98 +1.6	-	-	-	-	720	+1.6
	389	ORTIZ CARREÓN Yadira	F12	MEX	19 MAR 1990							DNS	

Starting order	1	2	3	4
Initial	149	144	389	140
4th and 5th attempts	140	144	149	
6th attempt	140	149	144	

Legend:

- Pass DNS Did not Start Rk Rank x Failure



Results

Resultados / Resultados

Rk	Bib	Name	Class	NPC Code	Date of Birth	1	2	3	4	5	6	Result	Wind
1	371	BUSTAMANTE COR.	F42	MEX	17 AUG 1984	3.23 +0.0	3.37 +0.3	3.36 -0.4	3.47 +1.1	3.39 +0.1	3.37 -0.3	975	+1.1
2	201	REID Stefanie	F44	CAN	26 OCT 1984	X	X	4.69 -0.7	4.70 +0.3	4.26 +0.7	X	942 PR	+0.3
3	195	HOLMES Andrea	F44	CAN	3 JAN 1982	X	X	X	X	X	3.55 -0.2	712	-0.2
	499	HOLMES April	F44	USA	11 MAR 1973							DNS	

Starting order	1	2	3	4
Initial	195	499	201	371
4th and 5th attempts	499	201	371	
6th attempt	499	201	371	

Legend:

DNS Did not Start **PR** Para-Panam Record **Rk** Rank **x** Failure



Results

Resultados / Resultados

Rk	Bib Name	Class	NPC Code	Date of Birth	1	2	3	4	5	6	Result Points
1	28 ALMADA Mariela	F12	ARG	3 NOV 1980	9.91 794	10.15 813	10.45 837	10.76 862	X	10.81 866	10.81 PR 866
2	255 POMPA LLANEZ Idania	F12	CUB	6 FEB 1981	9.88 792	9.18 736	9.31 746	10.18 816	9.60 769	10.22 819	10.22 819
3	552 BRICEÑO Tatiana	F12	VEN	9 MAY 1980	-	-	8.57 687	8.06 646	8.84 708	9.12 731	9.12 731

Starting order	1	2	3
Initial	28	552	255
4th and 5th attempts	552	255	28
6th attempt	552	255	28

Legend:

- Pass **PR** Para-Panam Record **Rk** Rank **x** Failure



Results

Resultados / Resultados

Rk	Bib	Name	Class	NPC Code	Date of Birth	1	2	3	4	5	6	Result Points
1	203	VRIEND Kris	F36	CAN	23 JUN 1972	6.74 757	7.13 801	7.04 791	7.53 846	7.73 868	6.96 782	7.73 868
2	126	COELHO Shirlene	F37	BRA	19 FEB 1981	7.51 732	8.26 806	8.51 830	8.13 793	8.81 859	8.50 829	8.81 859
3	29	MUÑOZ Perla	F35	ARG	27 FEB 1974	7.32 784	6.95 745	7.14 765	7.06 756	7.26 778	7.59 813	7.59 PR 813
4	143	HERRERA Rosenei	F36	BRA	21 APR 1972	5.27 592	6.72 755	6.50 730	5.98 672	5.94 667	6.80 764	6.80 764
5	507	RENAUD Rachelle	F37	USA	14 NOV 1986	7.02 685	7.13 695	6.77 660	7.07 690	7.07 690	7.05 688	7.13 695
6	555	COHEN Yomaira	F37	VEN	25 MAY 1982	5.68 554	5.65 551	6.44 628	6.21 606	6.11 596	6.47 631	6.47 631

Starting order	1	2	3	4	5	6
Initial	126	29	143	555	203	507
4th and 5th attempts	555	507	143	29	203	126
6th attempt	555	507	143	29	126	203

Legend:

PR Para-Panam Record **Rk** Rank



Results

Resultados / Resultados

Rk	Bib Name	Class	NPC Code	Date of Birth	1	2	3	4	5	6	Result Points
1	371 BUSTAMANTE COR.	F42	MEX	17 AUG 1984	8.34 894	8.46 907	7.46 800	8.04 862	8.02 860	8.29 889	8.46 907
2	500 KENNEDY Jill	F40	USA	14 FEB 1971	6.47 869	6.39 858	5.76 773	6.34 851	6.33 850	6.44 865	6.47 869
3	153 VICENTE Marlete	F42	BRA	3 JAN 1964	6.30 675	6.15 659	6.79 728	6.32 678	6.13 657	6.66 714	6.79 728

Starting order	1	2	3
Initial	500	371	153
4th and 5th attempts	153	500	371
6th attempt	153	500	371

Legend:

Rk Rank



Results

Resultados / Resultados

Rk	Bib Name	Class	NPC Code	Date of Birth	1	2	3	4	5	6	Result Points
1	510 STAWSKI Robyn	F33	USA	9 DEC 1977	X	X	5.31 836	5.45 858	X	X	5.45 858
2	397 TORRES Leticia	F54	MEX	29 DEC 1964	4.93 794	5.03 810	5.13 826	4.97 801	5.00 805	5.25 846	5.25 846
3	379 GARCÍA ESTRADA Dora Elia	F54	MEX	29 JUL 1954	5.07 817	5.01 807	X	5.22 841	5.04 812	5.07 817	5.22 841
4	394 SALAS Estela	F53	MEX	25 MAY 1969	3.85 655	3.82 650	4.00 680	X	4.10 697	4.00 680	4.10 PR 697
5	139 GOUVEIA Sônia	F53	BRA	1 JUN 1958	2.86 486	3.05 519	3.06 520	2.84 483	3.06 520	3.03 515	3.06 520

Starting order	1	2	3	4	5
	379	510	394	139	397

Legend:

PR Para-Panam Record Rk Rank x Failure



Results

Resultados / Resultados

Rk	Bib Name	Class	NPC Code	Date of Birth	1	2	3	4	5	6	Result Points
1	388 ORTIZ Angeles	F58	MEX	18 FEB 1973	9.73 969	9.12 908	10.02 998	10.23 1018	9.70 966	10.01 997	10.23 WR 1018
2	393 ROSALES MONTIEL	F58	MEX	18 JAN 1966	9.69 965	9.81 977	9.84 980	9.92 988	9.55 951	9.46 942	9.92 988
3	148 SANTOS Roseane	F58	BRA	15 OCT 1971	8.05 801	8.92 888	8.36 832	9.32 928	9.34 930	9.31 927	9.34 930
4	396 SAUCEDO MIRANDA	F56	MEX	11 APR 1976	6.62 795	7.15 859	7.07 849	7.27 873	7.01 842	7.13 857	7.27 =PR 873
5	256 RONDÓ BLANCO Liliana	F56	CUB	22 FEB 1968	6.31 758	6.48 779	6.91 830	6.58 791	6.59 792	6.45 775	6.91 830
6	142 GUIMARÃES Suely	F56	BRA	19 NOV 1957	6.55 787	6.68 803	6.75 811	6.76 812	6.84 822	6.53 785	6.84 822
7	374 CORTÉS SAUCEDO	F56	MEX	22 APR 1977	6.26 752	X	6.48 779	X	X	6.31 758	6.48 779
8	145 MOREIRA Maria	F56	BRA	8 AUG 1982	X	5.39 648	5.65 679	5.70 685	5.60 673	5.52 663	5.70 685
9	382 IZAGUIRRE GARCIA Dolores	F56	MEX	23 MAR 1961	4.58 550	4.71 566	4.63 556	4.59 551	4.55 547	4.64 557	4.71 566
10	421 RODRIGUEZ TORRES Jo-An	F58	PUR	26 JUL 1966	4.47 445	5.37 535	5.32 530	5.13 511	5.23 521	5.34 532	5.37 535
	398 VELAZCO REYES Jeny	F58	MEX	22 MAR 1977							DNS

Starting order	1	2	3	4	5	6	7	8	9	10	11
	382	145	374	421	396	256	388	142	393	148	398

Legend:

=PR	Equal Para-Panam Record	DNS	Did not Start	Rk	Rank	WR	World Record
x	Failure						



Results

Resultados / Resultados

Rk	Bib Name	Class	NPC Code	Date of Birth	1	2	3	4	5	6	Result Points
1	28 ALMADA Mariela	F12	ARG	3 NOV 1980	33.11 778	36.42 856	35.63 837	X	X	X	36.42 856
2	255 POMPA LLANEZ Idania	F13	CUB	6 FEB 1981	30.42 733	30.37 732	27.36 660	28.56 689	26.61 642	X	30.42 733

Starting order	1	2
Initial	255	28
4th and 5th attempts	255	28
6th attempt	255	28

Legend:

Rk Rank x Failure



Results

Resultados / Resultados

Rk	Bib Name	Class	NPC Code	Date of Birth	1	2	3	4	5	6	Result Points
1	500 KENNEDY Jill	F40	USA	14 FEB 1971	16.70 753	17.22 777	19.22 867	18.58 838	18.86 851	18.64 841	19.22 867
2	153 VICENTE Marlete	F42	BRA	3 JAN 1964	X	19.42 638	19.58 644	19.68 647	20.00 657	20.95 689	20.95 689

Starting order	1	2
Initial	153	500
4th and 5th attempts	153	500
6th attempt	153	500

Legend:

Rk Rank x Failure



Results

Resultados / Resultados

Rk	Bib Name	Class	NPC Code	Date of Birth	1	2	3	4	5	6	Result Points
1	394 SALAS Estela	F53	MEX	25 MAY 1969	10.39 743	11.10 793	12.02 859	12.43 888	11.62 831	12.17 870	12.43 888
2	139 GOUVEIA Sônia	F53	BRA	1 JUN 1958	X	11.38 813	11.50 822	11.37 813	12.03 860	11.51 823	12.03 860
3	510 STAWSKI Robyn	F33	USA	9 DEC 1977	X	10.35 686	12.27 813	12.61 835	11.77 780	X	12.61 835
4	309 GREEN Vinnette	F54	JAM	14 NOV 1966	11.93 707	13.96 827	12.70 753	12.94 767	12.92 766	13.43 796	13.96 827
5	392 RIVERA ROBLES Esther	F53	MEX	30 JUL 1964	8.16 583	8.76 626	9.28 663	8.81 630	9.05 647	9.12 652	9.28 663
6	379 GARCÍA ESTRADA Dora Elia	F54	MEX	29 JUL 1954	9.12 540	9.16 543	9.28 550	9.34 553	8.66 513	8.65 513	9.34 553

Starting order	1	2	3	4	5	6
	394	309	510	379	139	392

Legend:

Rk Rank x Failure



Results

Resultados / Resultados

Rk	Bib	Name	Class	NPC Code	Date of Birth	1	2	3	4	5	6	Result Points
1	203	VRIEND Kris	F36	CAN	23 JUN 1972	17.47 812	X	16.95 787	19.09 887	17.78 826	18.28 849	19.09 887
2	126	COELHO Shirlene	F37	BRA	19 FEB 1981	21.48 731	22.89 779	21.90 745	22.07 751	21.84 743	23.94 815	23.94 PR 815
3	29	MUÑOZ Perla	F35	ARG	27 FEB 1974	16.43 684	16.80 700	17.50 729	18.37 765	17.77 740	17.65 735	18.37 PR 765
4	143	HERRERA Rosenei	F36	BRA	21 APR 1972	14.41 669	12.45 578	15.22 707	X	14.42 670	15.55 722	15.55 722
5	555	COHEN Yomaira	F37	VEN	25 MAY 1982	X	16.12 549	17.80 606	9.82 334	16.02 545	17.83 607	17.83 607

Starting order	1	2	3	4	5
Initial	555	126	29	143	203
4th and 5th attempts	555	143	29	126	203
6th attempt	555	143	29	126	203

Legend:

PR Para-Panam Record **Rk** Rank **x** Failure



Results

Resultados / Resultados

Rk	Bib Name	Class	NPC Code	Date of Birth	1	2	3	4	5	6	Result Points
1	148 SANTOS Roseane	F58	BRA	15 OCT 1971	29.73 945	28.98 922	30.52 971	28.64 911	29.27 931	28.38 903	30.52 971
2	393 ROSALES MONTIEL	F58	MEX	18 JAN 1966	26.67 848	25.18 801	27.08 861	27.93 888	28.02 891	X	28.02 891
3	308 GRANT Sylvia	F57	JAM	8 JAN 1963	21.35 810	21.95 832	X	22.02 835	21.46 814	21.51 816	22.02 835
4	142 GUIMARÃES Suely	F56	BRA	19 NOV 1957	20.34 775	21.00 801	18.52 706	21.47 818	21.17 807	20.97 799	21.47 818
5	256 RONDÓ BLANCO Liliana	F56	CUB	22 FEB 1968	19.01 725	X	20.93 798	X	20.96 799	21.04 802	21.04 802
6	310 MORRISON Coleen	F58	JAM	29 DEC 1976	X	23.13 736	23.10 735	22.26 708	21.34 679	X	23.13 736
7	386 MENDEZ Paz	F55	MEX	24 JAN 1969	17.26 658	17.98 685	17.06 650	X	17.64 672	17.45 665	17.98 PR 685
8	396 SAUCEDO MIRANDA	F56	MEX	11 APR 1976	14.06 536	14.62 557	15.49 590	15.45 589	15.24 581	15.27 582	15.49 590
9	560 MEDINA SUAREZ Z	F55	VEN	22 OCT 1964	10.66 406	X	10.34 394	11.97 456	11.93 455	10.79 411	11.97 456
	388 ORTIZ Angeles	F58	MEX	18 FEB 1973							DNS

Starting order	1	2	3	4	5	6	7	8	9	10
	560	142	393	148	256	396	310	388	308	386

Legend:

DNS Did not Start **PR** Para-Panam Record **Rk** Rank **x** Failure



Results

Resultados / Resultados

Rk	Bib Name	Class	NPC Code	Date of Birth	1	2	3	4	5	6	Result Points
1	126 COELHO Shirlene	F37	BRA	19 FEB 1981	24.34 1025	23.58 993	24.08 1014	21.89 922	27.59 1162	26.23 1104	27.59 WR 1162
2	29 MUÑOZ Perla	F35	ARG	27 FEB 1974	17.98 815	16.95 769	17.27 783	17.49 793	18.09 820	19.08 865	19.08 PR 865
3	143 HERRERA Rosenei	F36	BRA	21 APR 1972	11.73 676	13.55 781	11.19 645	14.35 827	13.27 765	13.84 798	14.35 827
4	555 COHEN Yomaira	F37	VEN	25 MAY 1982	18.20 766	17.32 729	X	17.00 716	15.17 639	X	18.20 766

Starting order	1	2	3	4
Initial	29	143	555	126
4th and 5th attempts	555	143	29	126
6th attempt	555	29	143	126

Legend:

PR Para-Panam Record **Rk** Rank **WR** World Record **x** Failure



Results

Resultados / Resultados

Rk	Bib Name	Class	NPC Code	Date of Birth	1	2	3	4	5	6	Result Points
1	558 HERNANDEZ Mariel Oneida	F46	VEN	31 MAR 1988	23.85 651	24.77 676	26.30 718	25.88 707	23.89 652	24.98 682	26.30 718
2	153 VICENTE Marlete	F42	BRA	3 JAN 1964	16.96 577	X	16.29 554	14.48 492	15.55 529	15.50 527	16.96 577

Starting order	1	2
Initial	558	153
4th and 5th attempts	153	558
6th attempt	153	558

Legend:

Rk Rank x Failure



Results

Resultados / Resultados

Rk	Bib Name	Class	NPC Code	Date of Birth	1	2	3	4	5	6	Result Points
1	392 RIVERA ROBLES Esther	F53	MEX	30 JUL 1964	11.43 1004	11.19 983	11.10 975	11.77 1034	11.87 1043	X	11.87 WR 1043
2	394 SALAS Estela	F53	MEX	25 MAY 1969	10.99 965	10.54 926	11.16 980	10.94 961	10.93 960	11.31 994	11.31 994
3	139 GOUVEIA Sônia	F53	BRA	1 JUN 1958	7.92 696	7.40 650	X	X	8.08 710	8.22 722	8.22 722
4	510 STAWSKI Robyn	F33	USA	9 DEC 1977	7.39 545	8.57 632	X	9.18 677	8.73 644	9.19 678	9.19 678

Starting order	1	2	3	4
	139	392	510	394

Legend:

Rk Rank **WR** World Record **x** Failure



Results

Resultados / Resultados

CORRECTED

Rk	Bib Name	Class	NPC Code	Date of Birth	1	2	3	4	5	6	Result Points
1	398 VELAZCO REYES Jeny	F58	MEX	22 MAR 1977	28.94 981	25.93 879	28.03 951	26.73 906	27.63 937	26.69 905	28.94 PR 981
2	308 GRANT Sylvia	F57	JAM	8 JAN 1963	15.27 767	16.87 847	X	X	17.23 865	16.82 844	17.23 =PR 865
3	379 GARCÍA ESTRADA Dora Elia	F54	MEX	29 JUL 1954	12.21 834	12.30 840	12.37 845	11.78 804	12.14 829	12.06 824	12.37 845
4	256 RONDÓ BLANCO Liliana	F56	CUB	22 FEB 1968	13.84 695	X	12.87 646	X	X	14.66 736	13.84 736
5	142 GUIMARÃES Suely	F56	BRA	19 NOV 1957	X	X	14.26 716	X	X	X	14.26 716
6	388 ORTIZ Angeles	F58	MEX	18 FEB 1973	19.95 677	18.36 623	18.68 633	16.54 561	20.04 680	16.19 549	20.04 680

Starting order	1	2	3	4	5	6
	308	388	379	142	256	398

Legend:

=PR Equal Para-Panam Record PR Para-Panam Record Rk Rank x Failure



Records Set

Records Establecidos / Recordes Marcados

SUN 19 AUG 2007

Record Type	Event	Phase	Athlete / Team	NPC Code	Result
WR	Men's 100m - T11	Semifinal 1/2	PRADO Lucas	BRA	11.29
		Final A	PRADO Lucas	BRA	11.29
	Men's 800m - T13	Final	RASCHID AGUILAR	CUB	1:52.50
	Men's Long Jump - F13	Final	GUTIÉRREZ RIVE.	CUB	7.64
	Men's Shot Put - F54	Final	WINKLER Scott	USA	10.23
	Men's Discus - F56	Final	DÍAZ ALDANA Leonardo	CUB	39.90
	Men's Javelin - F53	Final	MÁXIMO de JÉSUS Mauro	MEX	21.16
	Women's 100m - T46	Final	CASTILLO CASTILLO Yunidis	CUB	12.16
	Women's 200m - T46	Final	CASTILLO CASTILLO Yunidis	CUB	24.93
	Women's Shot Put - F58	Final	ORTIZ Angeles	MEX	10.23
	Women's Javelin - F37	Final	COELHO Shirlene	BRA	27.59
	Women's Javelin - F53	Final	RIVERA ROBLES Esther	MEX	11.87
PR	Men's 100m - T11	Round 1 2/4	PRADO Lucas	BRA	11.39
		Semifinal 1/2	PRADO Lucas	BRA	11.29
	Men's 100m - T11	Final A	PRADO Lucas	BRA	11.29
	Men's 200m - T11	Semifinal 1/2	ARDILES Adrian	CUB	23.14
		Semifinal 2/2	PRADO Lucas	BRA	23.03
	Men's 200m - T11	Final A	PRADO Lucas	BRA	22.93
	Men's 400m - T11	Semifinal 1/2	PRADO Lucas	BRA	51.09
		Final A	PRADO Lucas	BRA	50.44
	Men's 800m - T11	Final	DUNKERLEY Jason	CAN	2:00.39
	Men's 800m - T13	Final	RASCHID AGUILAR	CUB	1:52.50
	Men's 1500m - T11	Semifinal 1/2	DUNKERLEY Jason	CAN	4:07.93
		Final	RASCHID AGUILAR	CUB	3:56.76
	Men's 5000m - T11	Final	ZAPIEN ROSAS Luis	MEX	16:35.80
	Men's Long Jump - F13	Final	GUTIÉRREZ RIVE.	CUB	7.64
	Men's Long Jump - F46	Final	CALDERÓN LASTRES Etiám	CUB	6.33
	Men's Shot Put - F12	Final	OLIVERO ENCARN.	DOM	8.74
	Men's Shot Put - F34	Final	PETTEY Kyle	CAN	9.87
	Men's Shot Put - F36	Final	SOUZA Paulo	BRA	9.58
	Men's Shot Put - F40	Final	DANBERG Scott	USA	10.07
	Men's Shot Put - F44	Final	FONSECA BERNAL Gerdan	CUB	15.08
	Men's Shot Put - F54	Final	WINKLER Scott	USA	10.23
	Men's Shot Put - F55	Final	REID Kevon	JAM	8.99
	Men's Shot Put - F56	Final	SANCHEZ Enrique	MEX	10.09
	Men's Discus - F33	Final	HUGHES Robert	CAN	20.47
	Men's Discus - F34	Final	PETTEY Kyle	CAN	32.10
	Men's Discus - F52	Final	LEON Carlos	USA	18.13
	Men's Discus - F36	Final	SOUZA Paulo	BRA	33.37
	Men's Discus - F42	Final	BROWN Matthew	USA	47.18
	Men's Discus - F55	Final	ARAÚJO Tenório	BRA	31.86
	Men's Discus - F56	Final	DÍAZ ALDANA Leonardo	CUB	39.90
	Men's Javelin - F12	Final	MACHADO Dorian	VEN	49.29
	Men's Javelin - F13	Final	DELGADO BROWN J	CUB	58.23
	Men's Javelin - F53	Final	MÁXIMO de JÉSUS Mauro	MEX	21.16
	Men's Javelin - F36	Final	SOUZA Paulo	BRA	27.47



Records Set

Records Establecidos / Recordes Marcados

SUN 19 AUG 2007

Record Type	Event	Phase	Athlete / Team	NPC Code	Result
PR	Men's 4x400m Relay - T53-54	Final	MEX - MEXICO	MEX	3:27.45
	Women's 100m - T36	Final	PALACIOS VENTU.	MEX	17.96
	Women's 100m - T37	Final	HAWKES Sabra	USA	15.03
	Women's 100m - T46	Final	CASTILLO CASTILLO Yunidis	CUB	12.16
	Women's 200m - T36	Final	PALACIOS VENTU.	MEX	38.27
	Women's 200m - T37	Final	HAWKES Sabra	USA	31.26
	Women's 200m - T46	Final	CASTILLO CASTILLO Yunidis	CUB	24.93
	Women's 400m - T12	Final	DURÁN ELIAS Omara	CUB	56.00
	Women's Long Jump - F44	Final	REID Stefanie	CAN	4.70
	Women's Shot Put - F12	Final	ALMADA Mariela	ARG	10.81
	Women's Shot Put - F35	Final	MUÑOZ Perla	ARG	7.59
	Women's Shot Put - F53	Final	SALAS Estela	MEX	4.10
	Women's Shot Put - F58	Final	ORTIZ Angeles	MEX	10.23
	Women's Discus - F35	Final	MUÑOZ Perla	ARG	18.37
	Women's Discus - F37	Final	COELHO Shirlene	BRA	23.94
	Women's Discus - F55	Final	MENDEZ Paz	MEX	17.98
	Women's Javelin - F35	Final	MUÑOZ Perla	ARG	19.08
	Women's Javelin - F37	Final	COELHO Shirlene	BRA	27.59
	Women's Javelin - F53	Final	RIVERA ROBLES Esther	MEX	11.87
	Women's Javelin - F58	Final	VELAZCO REYES Jeny	MEX	28.94

Legend:

PR Para-Panam Record **WR** World Record



Medallists

Medallista / Medalhistas

Medal	Name	Class	NPC
GOLD	PRADO Lucas	T11	BRA - Brazil
SILVER	GOMES Felipe	T11	BRA - Brazil
BRONZE	NETO Hilário	T11	BRA - Brazil



Medallists

Medallista / Medalhistas

Medal	Name	Class	NPC
GOLD	ROQUE ROSABAL Julio Alberto	T12	CUB - Cuba
SILVER	MORAES Pedro	T12	BRA - Brazil
BRONZE	JAMISON Josiah	T12	USA - United States of America



Medallists

Medallista / Medalhistas

Medal	Name	Class	NPC
GOLD	ANDRADE André	T13	BRA - Brazil
SILVER	MITCHELL Royal	T13	USA - United States of America
BRONZE	GALANO AGUILAR Luis Manuel	T13	CUB - Cuba



Medallists

Medallista / Medalhistas

Medal	Name	Class	NPC
GOLD	JIMENEZ GARCIA Eduardo Alejandro	T36	MEX - Mexico
SILVER	SEGURA Oscar	T36	ARG - Argentina
BRONZE	SCHAPIRA Daniel	T35	ARG - Argentina



Medallists

Medallista / Medalhistas

Medal	Name	Class	NPC
GOLD	PINHEIRO Edson	T38	BRA - Brazil
SILVER	CARDOZO SÁNCHEZ Benjamin	T37	MEX - Mexico
BRONZE	PHELAN Barry	T38	CAN - Canada



Medallists

Medallista / Medalhistas

Medal	Name	Class	NPC
GOLD	SHIRLEY Marlon	T44	USA - United States of America
SILVER	FRASURE Timothy Brian	T44	USA - United States of America
BRONZE	SINGLETON Jerome	T44	USA - United States of America



Medallists

Medallista / Medalhistas

Medal	Name	Class	NPC
GOLD	FERREIRA Yohansson	T46	BRA - Brazil
SILVER	SOUZA Antônio	T46	BRA - Brazil
BRONZE	CALDERÓN LASTRES Etiám	T46	CUB - Cuba



Medallists

Medallista / Medalhistas

Medal	Name	Class	NPC
GOLD	SILVA Ariosvaldo	T53	BRA - Brazil
SILVER	DAVIS Troy	T53	USA - United States of America
BRONZE	RAMIREZ VALENCIA Jaime	T53	MEX - Mexico



Medallists

Medallista / Medalhistas

Medal	Name	Class	NPC
GOLD	VALLADARES Juan Ramon	T54	VEN - Venezuela
SILVER	VALDOVINOS GONZALEZ Gonzalo	T54	MEX - Mexico
BRONZE	SANDOVAL CHI Freddy	T54	MEX - Mexico



Medallists

Medallista / Medalhistas

Medal	Name	Class	NPC
GOLD	PRADO Lucas	T11	BRA - Brazil
SILVER	ARDILES Adrian	T11	CUB - Cuba
BRONZE	GOMES Felipe	T11	BRA - Brazil



Medallists

Medallista / Medalhistas

Medal	Name	Class	NPC
GOLD	MORAES Pedro	T12	BRA - Brazil
SILVER	ROQUE ROSABAL Julio Alberto	T12	CUB - Cuba
BRONZE	JAMISON Josiah	T12	USA - United States of America



Medallists

Medallista / Medalhistas

Medal	Name	Class	NPC
GOLD	GALANO AGUILAR Luis Manuel	T13	CUB - Cuba
SILVER	ANDRADE André	T13	BRA - Brazil
BRONZE	MITCHELL Royal	T13	USA - United States of America



Medallists

Medallista / Medalhistas

Medal	Name	Class	NPC
GOLD	PINHEIRO Edson	T38	BRA - Brazil
SILVER	PHELAN Barry	T38	CAN - Canada
BRONZE	SILVA José	T37	BRA - Brazil



Medallists

Medallista / Medalhistas

Medal	Name	Class	NPC
GOLD	FRASURE Timothy Brian	T44	USA - United States of America
SILVER	SINGLETON Jerome	T44	USA - United States of America
BRONZE	FANN Ryan	T44	USA - United States of America



Medallists

Medallista / Medalhistas

Medal	Name	Class	NPC
GOLD	FERREIRA Yohansson	T46	BRA - Brazil
SILVER	SOUZA Antônio	T46	BRA - Brazil
BRONZE	KOSAKOWSKI Donald	T46	USA - United States of America



Medallists

Medallista / Medalhistas

Medal	Name	Class	NPC
GOLD	DAVIS Troy	T53	USA - United States of America
SILVER	SILVA Ariosvaldo	T53	BRA - Brazil
BRONZE	AGUILAR Jesus Alfredo	T53	VEN - Venezuela



Medallists

Medallista / Medalhistas

Medal	Name	Class	NPC
GOLD	VALDOVINOS GONZALEZ Gonzalo	T54	MEX - Mexico
SILVER	SANCHEZ NAVA Fernando	T54	MEX - Mexico
BRONZE	HIGHTOWER Erik	T54	USA - United States of America



Medallists

Medallista / Medalhistas

Medal	Name	Class	NPC
GOLD	PRADO Lucas	T11	BRA - Brazil
SILVER	ARDILES Adrian	T11	CUB - Cuba
BRONZE	NETO Hilário	T11	BRA - Brazil



Medallists

Medallista / Medalhistas

Medal	Name	Class	NPC
GOLD	MORAES Pedro	T12	BRA - Brazil
SILVER	JAMISON Josiah	T12	USA - United States of America
BRONZE	SOUZA Júlio	T12	BRA - Brazil



Medallists

Medallista / Medalhistas

Medal	Name	Class	NPC
GOLD	MITCHELL Royal	T13	USA - United States of America
SILVER	SANCHEZ Jose Luis	T13	VEN - Venezuela
BRONZE	DURRUTÍ HECHAVARRÍA Freddy	T13	CUB - Cuba



Medallists

Medallista / Medalhistas

Medal	Name	Class	NPC
GOLD	FERREIRA Yohansson	T46	BRA - Brazil
SILVER	SOUZA Emicarlo	T46	BRA - Brazil
BRONZE	COLMENARES AQUINO Samuel Oscar	T46	VEN - Venezuela



Medallists

Medallista / Medalhistas

Medal	Name	Class	NPC
GOLD	SILVA Ariosvaldo	T53	BRA - Brazil
SILVER	RAMIREZ VALENCIA Jaime	T53	MEX - Mexico
BRONZE	SNYDER Austin	T53	USA - United States of America



Medallists

Medallista / Medalhistas

Medal	Name	Class	NPC
GOLD	SANCHEZ NAVA Fernando	T54	MEX - Mexico
SILVER	VALLADARES Juan Ramon	T54	VEN - Venezuela
BRONZE	SANDOVAL CHI Freddy	T54	MEX - Mexico



Medallists

Medallista / Medalhistas

Medal	Name	Class	NPC
GOLD	DUNKERLEY Jason	T11	CAN - Canada
SILVER	SILVA Carlos	T11	BRA - Brazil
BRONZE	RODRIGUEZ MARTINEZ Tomas Atilio	T12	ESA - El Salvador



Medallists

Medallista / Medalhistas

Medal	Name	Class	NPC
GOLD	RASCHID AGUILAR Lázaro Renato	T13	CUB - Cuba
SILVER	SANCHEZ Jose Luis	T13	VEN - Venezuela
BRONZE	GOTTWALD Peter	T13	USA - United States of America



Medallists

Medallista / Medalhistas

Medal	Name	Class	NPC
GOLD	COLMENARES AQUINO Samuel Oscar	T46	VEN - Venezuela
SILVER	BLANCO RAVELO Ernesto	T46	CUB - Cuba
BRONZE	SOUZA Emicarlo	T46	BRA - Brazil



Medallists

Medallista / Medalhistas

Medal	Name	Class	NPC
GOLD	MENDOZA HERNANDEZ Saul	T54	MEX - Mexico
SILVER	MALDONADO Alejandro	T54	ARG - Argentina
BRONZE	GORDIAN MARTINEZ Aaron	T54	MEX - Mexico



Medallists

Medallista / Medalhistas

Medal	Name	Class	NPC
GOLD	DUNKERLEY Jason	T11	CAN - Canada
SILVER	SILVA Carlos	T11	BRA - Brazil
BRONZE	LEDEZMA MOTA Nicolas	T11	MEX - Mexico



Medallists

Medallista / Medalhistas

Medal	Name	Class	NPC
GOLD	SANTOS Odair	T12	BRA - Brazil
SILVER	SERNA MORENO Elkin Alonso	T12	COL - Colombia
BRONZE	CUASCOTA Carlos Eliecer	T12	ECU - Ecuador



Medallists

Medallista / Medalhistas

Medal	Name	Class	NPC
GOLD	RASCHID AGUILAR Lázaro Renato	T13	CUB - Cuba
SILVER	SANCHEZ Jose Luis	T13	VEN - Venezuela
BRONZE	ABREU ROLANDO Yunieski	T13	CUB - Cuba



Medallists

Medallista / Medalhistas

Medal	Name	Class	NPC
GOLD	SANTILLAN HERNANDEZ Mario	T46	MEX - Mexico
SILVER	SENA Tito	T46	BRA - Brazil
BRONZE	ALECRIM José	T46	BRA - Brazil



Medallists

Medallista / Medalhistas

Medal	Name	Class	NPC
GOLD	MENDOZA HERNANDEZ Saul	T54	MEX - Mexico
SILVER	GORDIAN MARTINEZ Aaron	T54	MEX - Mexico
BRONZE	MALDONADO Alejandro	T54	ARG - Argentina



Medallists

Medallista / Medalhistas

Medal	Name	Class	NPC
GOLD	ZAPIEN ROSAS Luis	T11	MEX - Mexico
SILVER	SILVA Carlos	T11	BRA - Brazil
BRONZE	FARIAS Christiano	T11	BRA - Brazil



Medallists

Medallista / Medalhistas

Medal	Name	Class	NPC
GOLD	SANTOS Odair	T12	BRA - Brazil
SILVER	MENDONÇA Alex	T12	BRA - Brazil
BRONZE	GONZÁLEZ SANTANA Diosmany	T12	CUB - Cuba



Medallists

Medallista / Medalhistas

Medal	Name	Class	NPC
GOLD	RASCHID AGUILAR Lázaro Renato	T13	CUB - Cuba
SILVER	GOMEZ Said	T13	PAN - Panama
BRONZE	SUBERO Jean	T13	VEN - Venezuela



Medallists

Medallista / Medalhistas

Medal	Name	Class	NPC
GOLD	SANTILLAN HERNANDEZ Mario	T46	MEX - Mexico
SILVER	SENA Tito	T46	BRA - Brazil
BRONZE	BONFIM Ozivam	T46	BRA - Brazil



Medallists

Medallista / Medalhistas

Medal	Name	Class	NPC
GOLD	MENDOZA HERNANDEZ Saul	T54	MEX - Mexico
SILVER	GORDIAN MARTINEZ Aaron	T54	MEX - Mexico
BRONZE	MALDONADO Alejandro	T54	ARG - Argentina



Medallists

Medallista / Medalhistas

Medal	Name	Class	NPC
GOLD	ZAPIEN ROSAS Luis	T11	MEX - Mexico
SILVER	FARIAS Christiano	T11	BRA - Brazil
BRONZE	ANGELES MARTÍNEZ Constantino	T11	MEX - Mexico



Medallists

Medallista / Medalhistas

Medal	Name	Class	NPC
GOLD	SANTOS Odair	T12	BRA - Brazil
SILVER	GONZÁLEZ SANTANA Diosmany	T12	CUB - Cuba
BRONZE	MENDONÇA Alex	T12	BRA - Brazil



Medallists

Medallista / Medalhistas

Medal	Name	Class	NPC
GOLD	GUTIÉRREZ RIVERO Luis Felipe	F13	CUB - Cuba
SILVER	LASTRE HECHAVARRÍA Yohanni	F13	CUB - Cuba
BRONZE	GILLETTE Elexis	F11	USA - United States of America



Medallists

Medallista / Medalhistas

Medal	Name	Class	NPC
GOLD	CAMPBELL Jeremy	F44	USA - United States of America
SILVER	CALDERÓN LASTRES Etiám	T46	CUB - Cuba
BRONZE	OLIVEIRA André	T44	BRA - Brazil



Medallists

Medallista / Medalhistas

Medal	Name	Class	NPC
GOLD	BALDASARRI Sebastián	F11	ARG - Argentina
SILVER	PAZ Sergio	F11	ARG - Argentina
BRONZE	GODOY Jorge	F11	ARG - Argentina



Medallists

Medallista / Medalhistas

Medal	Name	Class	NPC
GOLD	PETTEY Kyle	F34	CAN - Canada
SILVER	HUGHES Robert	F33	CAN - Canada
BRONZE	LEON Carlos	F52	USA - United States of America



Medallists

Medallista / Medalhistas

Medal	Name	Class	NPC
GOLD	SHAW James	F38	CAN - Canada
SILVER	SOUZA Paulo	F36	BRA - Brazil
BRONZE	RICCI Leandro	F37	ARG - Argentina



Medallists

Medallista / Medalhistas

Medal	Name	Class	NPC
GOLD	DANBERG Scott	F40	USA - United States of America
SILVER	FONSECA BERNAL Gerdan	F44	CUB - Cuba
BRONZE	BROWN Matthew	F42	USA - United States of America



Medallists

Medallista / Medalhistas

CORRECTED

Medal	Name	Class	NPC
GOLD	WINKLER Scott	F54	USA - United States of America
SILVER	MÁXIMO de JÉSUS Mauro	F53	MEX - Mexico
BRONZE	FIGUEREDO GONZÁLEZ Erick	F53,F54	CUB - Cuba



Medallists

Medallista / Medalhistas

Medal	Name	Class	NPC
GOLD	PIZARRO Alexis	F58	PUR - Puerto Rico
SILVER	SANCHEZ Enrique	F56	MEX - Mexico
BRONZE	DÍAZ ALDANA Leonardo	F56	CUB - Cuba



Medallists

Medallista / Medalhistas

Medal	Name	Class	NPC
GOLD	GODOY Jorge	F11	ARG - Argentina
SILVER	BALDASARRI Sebastián	F11	ARG - Argentina
BRONZE	PAZ Sergio	F11	ARG - Argentina



Medallists

Medallista / Medalhistas

CORRECTED

Medal	Name	Class	NPC
GOLD	CUNNINGHAM Alphanso	F53	JAM - Jamaica
SILVER	LEON Carlos	F52	USA - United States of America
BRONZE	BASCIONI Horacio Tomas	F52	ARG - Argentina



Medallists

Medallista / Medalhistas

Medal	Name	Class	NPC
GOLD	SOUZA Paulo	F36	BRA - Brazil
SILVER	SHAW James	F38	CAN - Canada
BRONZE	OQUENDO FONSECA Franklin	F37	CUB - Cuba



Medallists

Medallista / Medalhistas

Medal	Name	Class	NPC
GOLD	BROWN Matthew	F42	USA - United States of America
SILVER	FONSECA BERNAL Gerdan	F44	CUB - Cuba
BRONZE	BORGES Marco	F44	BRA - Brazil



Medallists

Medallista / Medalhistas

Medal	Name	Class	NPC
GOLD	DÍAZ ALDANA Leonardo	F56	CUB - Cuba
SILVER	CAMPBELL Tanto	F56	JAM - Jamaica
BRONZE	WINKLER Scott	F54	USA - United States of America



Medallists

Medallista / Medalhistas

Medal	Name	Class	NPC
GOLD	AMÂNCIO Leonardo	F58	BRA - Brazil
SILVER	del ROSARIO GONZÁLEZ Fernando	F58	MEX - Mexico
BRONZE	PIZARRO Alexis	F58	PUR - Puerto Rico



Medallists

Medallista / Medalhistas

Medal	Name	Class	NPC
GOLD	DELGADO BROWN Jorge Yaniel	F13	CUB - Cuba
SILVER	MACHADO Dorian	F12	VEN - Venezuela
BRONZE	ALVAREZ Daniel	F12	ARG - Argentina



Medallists

Medallista / Medalhistas

Medal	Name	Class	NPC
GOLD	MÁXIMO de JÉSUS Mauro	F53	MEX - Mexico
SILVER	PAZ VELAZQUEZ Adrian	F53	MEX - Mexico
BRONZE	CUNNINGHAM Alphanso	F53	JAM - Jamaica



Medallists

Medallista / Medalhistas

Medal	Name	Class	NPC
GOLD	RAMOS SANJUDO Juan Miguel	F44	CUB - Cuba
SILVER	FALCONI ALVAREZ Pompilio	F42	PER - Peru
BRONZE	BORGES Marco	F44	BRA - Brazil



Medallists

Medallista / Medalhistas

Medal	Name	Class	NPC
GOLD	ZEPEDA FÉLIX Luis Alberto	F54	MEX - Mexico
SILVER	PIZARRO Alexis	F58	PUR - Puerto Rico
BRONZE	ORTIZ ROMAN Efrain	F54	PUR - Puerto Rico



Medallists

Medallista / Medalhistas

Medal	Name	Class	NPC
GOLD	GUILHERMINO Terezinha	T11	BRA - Brazil
SILVER	TORRES Alberlis	T11	VEN - Venezuela
BRONZE	SOSA Gracia	T11	ARG - Argentina



Medallists

Medallista / Medalhistas

Medal	Name	Class	NPC
GOLD	DURÁN ELIAS Omara	T12	CUB - Cuba
SILVER	GUILHERMINO Sirlene	T12	BRA - Brazil
BRONZE	SILVA Joana	T13	BRA - Brazil



Medallists

Medallista / Medalhistas

Medal	Name	Class	NPC
GOLD	SANTOS Jenifer	T38	BRA - Brazil
SILVER	HAWKES Sabra	T37	USA - United States of America
BRONZE	RENAUD Rachelle	T37	USA - United States of America



Medallists

Medallista / Medalhistas

Medal	Name	Class	NPC
GOLD	CASTILLO CASTILLO Yunidis	T46	CUB - Cuba
SILVER	HOLMES April	T44	USA - United States of America
BRONZE	FINDER Sheila	T46	BRA - Brazil



Medallists

Medallista / Medalhistas

Medal	Name	Class	NPC
GOLD	FORBER-PRATT Anjali	T53	USA - United States of America
SILVER	REDDEN Margaret	T53	USA - United States of America
BRONZE	ENCISO CERVANTES Evelyn	T53	MEX - Mexico



Medallists

Medallista / Medalhistas

Medal	Name	Class	NPC
GOLD	GUILHERMINO Terezinha	T11	BRA - Brazil
SILVER	SANTOS Ádria	T11	BRA - Brazil
BRONZE	DELGADO Irene	T11	VEN - Venezuela



Medallists

Medallista / Medalhistas

Medal	Name	Class	NPC
GOLD	DURÁN ELIAS Omara	T12	CUB - Cuba
SILVER	SILVA Joana	T12	BRA - Brazil
BRONZE	ALVES Maria	T12	BRA - Brazil



Medallists

Medallista / Medalhistas

Medal	Name	Class	NPC
GOLD	HAWKES Sabra	T37	USA - United States of America
SILVER	SANTOS Jenifer	T38	BRA - Brazil
BRONZE	MUSCAT Megan	T37	CAN - Canada



Medallists

Medallista / Medalhistas

Medal	Name	Class	NPC
GOLD	CASTILLO CASTILLO Yunidis	T46	CUB - Cuba
SILVER	FINDER Sheila	T46	BRA - Brazil
BRONZE	REID Stefanie	T44	CAN - Canada



Medallists

Medallista / Medalhistas

Medal	Name	Class	NPC
GOLD	FORBER-PRATT Anjali	T53	USA - United States of America
SILVER	REDDEN Margaret	T53	USA - United States of America
BRONZE	ENCISO CERVANTES Evelyn	T53	MEX - Mexico



Medallists

Medallista / Medalhistas

Medal	Name	Class	NPC
GOLD	DURÁN ELIAS Omara	T12	CUB - Cuba
SILVER	GUILHERMINO Terezinha	T11	BRA - Brazil
BRONZE	MARTINS Indayana	T13	BRA - Brazil



Medallists

Medallista / Medalhistas

Medal	Name	Class	NPC
GOLD	MATASSA Jessica	T54	CAN - Canada
SILVER	SANCHEZ ALCANTAR Gloria	T54	MEX - Mexico
BRONZE	FORBER-PRATT Anjali	T53	USA - United States of America



Medallists

Medallista / Medalhistas

Medal	Name	Class	NPC
GOLD	GUILHERMINO Sirlene	T12	BRA - Brazil
SILVER	SANTOS Ádria	T12	BRA - Brazil
BRONZE	MOSSO ARCOS Claudia Paulina	T12	COL - Colombia



Medallists

Medallista / Medalhistas

Medal	Name	Class	NPC
GOLD	MATASSA Jessica	T54	CAN - Canada
SILVER	HERNANDEZ RODRIGUEZ Ariadne	T54	MEX - Mexico
BRONZE	ENCISO CERVANTES Evelyn	T53	MEX - Mexico



Medallists

Medallista / Medalhistas

Medal	Name	Class	NPC
GOLD	SILVA Joana	F13	BRA - Brazil
SILVER	MARTINS Indayana	F13	BRA - Brazil
BRONZE	GUILHERMINO Sirlene	F12	BRA - Brazil



Medallists

Medallista / Medalhistas

Medal	Name	Class	NPC
GOLD	BUSTAMANTE CORONA Perla Patricia	T42	MEX - Mexico
SILVER	REID Stefanie	T44	CAN - Canada
BRONZE	HOLMES Andrea	T44	CAN - Canada



Medallists

Medallista / Medalhistas

Medal	Name	Class	NPC
GOLD	VRIEND Kris	F36	CAN - Canada
SILVER	COELHO Shirlene	F37	BRA - Brazil
BRONZE	MUÑOZ Perla	F35	ARG - Argentina



Medallists

Medallista / Medalhistas

Medal	Name	Class	NPC
GOLD	STAWSKI Robyn	F33	USA - United States of America
SILVER	TORRES Leticia	F54	MEX - Mexico
BRONZE	GARCÍA ESTRADA Dora Elia	F54	MEX - Mexico



Medallists

Medallista / Medalhistas

Medal	Name	Class	NPC
GOLD	ORTIZ Angeles	F58	MEX - Mexico
SILVER	ROSALES MONTIEL Catalina	F58	MEX - Mexico
BRONZE	SANTOS Roseane	F58	BRA - Brazil



Medallists

Medallista / Medalhistas

Medal	Name	Class	NPC
GOLD	SALAS Estela	F53	MEX - Mexico
SILVER	GOUVEIA Sônia	F53	BRA - Brazil
BRONZE	STAWSKI Robyn	F33	USA - United States of America



Medallists

Medallista / Medalhistas

Medal	Name	Class	NPC
GOLD	VRIEND Kris	F36	CAN - Canada
SILVER	COELHO Shirlene	F37	BRA - Brazil
BRONZE	MUÑOZ Perla	F35	ARG - Argentina



Medallists

Medallista / Medalhistas

Medal	Name	Class	NPC
GOLD	SANTOS Roseane	F58	BRA - Brazil
SILVER	ROSALES MONTIEL Catalina	F58	MEX - Mexico
BRONZE	GRANT Sylvia	F57	JAM - Jamaica



Medallists

Medallista / Medalhistas

Medal	Name	Class	NPC
GOLD	COELHO Shirlene	F37	BRA - Brazil
SILVER	MUÑOZ Perla	F35	ARG - Argentina
BRONZE	HERRERA Rosenei	F36	BRA - Brazil



Medallists

Medallista / Medalhistas

Medal	Name	Class	NPC
GOLD	RIVERA ROBLES Esther	F53	MEX - Mexico
SILVER	SALAS Estela	F53	MEX - Mexico
BRONZE	GOUVEIA Sônia	F53	BRA - Brazil



Medallists

Medallista / Medalhistas

Medal	Name	Class	NPC
GOLD	VELAZCO REYES Jeny	F58	MEX - Mexico
SILVER	GRANT Sylvia	F57	JAM - Jamaica
BRONZE	GARCÍA ESTRADA Dora Elia	F54	MEX - Mexico

Medal Standings

Posiciones de medallas / Posições das Medalhas

AFTER 83 OF 83 EVENTS

As of 19 AUG 2007

Rank	NPC	Men				Women				Total				Rank By Total
		G	S	B	Tot	G	S	B	Tot	G	S	B	Tot	
1	BRA - Brazil	18	15	13	46	7	12	8	27	25	27	21	73	1
2	MEX - Mexico	12	10	6	28	5	6	5	16	17	16	11	44	2
3	CUB - Cuba	9	9	8	26	5			5	14	9	8	31	4
4	USA - United States of America	8	6	13	27	4	4	3	11	12	10	16	38	3
5	CAN - Canada	4	3	1	8	4	1	3	8	8	4	4	16	6
6	VEN - Venezuela	2	5	3	10	1	1	1	3	3	6	4	13	7
7	ARG - Argentina	2	4	8	14		1	3	4	2	5	11	18	5
8	JAM - Jamaica	1	1	1	3		1	1	2	1	2	2	5	8
9	PUR - Puerto Rico	1	1	2	4					1	1	2	4	9
10	COL - Colombia		1		1			1	1		1	1	2	10
11	PAN - Panama		1		1						1		1	=11
11	PER - Peru		1		1						1		1	=11
13	ECU - Ecuador			1	1							1	1	=11
13	ESA - El Salvador			1	1							1	1	=11
Total:		57	57	57	171	26	26	25	77	83	83	82	248	

Legend:

= Equal sign indicates that two or more NOCs share the same rank by total

B Bronze

G Gold

S Silver

Tot Total



Placing Table

Tabla de Colocación / Tabela das Colocações

AFTER 95 OF 95 EVENTS

As of 19 AUG 2007

Rank	NPC	1		2		3		4		5		6		7		8		Total Points
		PI	Pts	PI	Pts	PI	Pts	PI	Pts	PI	Pts	PI	Pts	PI	Pts	PI	Pts	
1	BRA - Brazil	26	208	28	196	22	132	15	75	5	20	9	27	4	8	1	1	667
2	MEX - Mexico	23	184	20	140	12	72	14	70	15	60	8	24	7	14	4	4	568
3	USA - United States	13	104	13	91	17	102	10	50	10	40	7	21	1	2	1	1	411
4	CUB - Cuba	14	112	12	84	8	48	10	50	6	24	1	3	1	2	3	3	326
5	VEN - Venezuela	4	32	6	42	7	42	8	40	13	52	8	24	7	14	5	5	251
6	ARG - Argentina	4	32	5	35	11	66	7	35	3	12	9	27	7	14	3	3	224
7	CAN - Canada	9	72	4	28	4	24	4	20	4	16			1	2			162
8	JAM - Jamaica	1	8	2	14	2	12	2	10			1	3					47
9	COL - Colombia			2	14	1	6	3	15			3	9					44
10	PUR - Puerto Rico	1	8	1	7	2	12					1	3	1	2			32
11	DOM - Dominican Republic					1	6	2	10	1	4							20
12	ECU - Ecuador					1	6	1	5	1	4			1	2			17
13	PAN - Panama			1	7					2	8							15
14	ESA - El Salvador					1	6			1	4					1	1	11
15	CHI - Chile							1	5			1	3			1	1	9
16	PER - Peru			1	7													7
17	URU - Uruguay							1	5					1	2			7
18	CRC - Costa Rica											1	3	1	2	2	2	7
19	GUA - Guatemala											1	3	1	2			5
20	SUR - Suriname													1	2			2

Note:

Order	1	2	3	4	5	6	7	8
Points	8	7	6	5	4	3	2	1

Legend:

PI	Place	Pts	Points
----	-------	-----	--------

Futebol de 5
Fútbol de 5
Football 5-A-Side



Medallists

Medallistas / Medalhistas

SUN 19 AUG 2007

GOLD	SILVER	BRONZE
------	--------	--------

BRA - Brazil

- 1 VASCONCELOS Fábio
- 3 SOARES Sandro
- 5 RAMOS Damião (C)
- 6 CARVALHO Emerson
- 7 ALVES FELIPE Marcos
- 8 SILVA Severino
- 9 SILVA João
- 10 ALVES Ricardo
- 11 GONÇALVES Jefferson
- 12 REGO Andreonni

ARG - Argentina

- 1 ABBAS ACHACHE Gonzalo
- 2 MORENO Oscar
- 4 DÍAZ Eduardo
- 5 VELO Silvio (C)
- 6 CEREGA Diego
- 7 FIGUEROA Iván
- 8 RODRIGUEZ Lucas
- 9 JIMENEZ José
- 10 MAIDANA Gustavo
- 12 LENCINA Darío

PAR - Paraguay

- 1 BLANCO Alberto
- 2 BENÍTEZ Antonio
- 3 MANCILLA Miguel
- 4 LÓPEZ Nicolás
- 5 PAVÓN Evelio (C)
- 7 VILLAMAYOR Ricardo
- 9 PEREIRA Marco
- 10 LÓPEZ Wilfrido
- 11 RAMÍREZ Hugo
- 12 YEGROS Nicolás

Legend:

(C) Captain



Team Roster

Formación del Equipo / Escalação das Equipes

As of 11 AUG 2007

ARG - Argentina

No.	Name	Pos	Class	Height m/ft in	Weight kg/lbs	Date of Birth	Club	Intl 'A'	
								Caps	Goals
1	ABBAS ACHACHE Gonzalo	GK	GK	3.05/10'0"	22/49	16 JUN 1981		0	0
2	MORENO Oscar	D	B1			15 JUL 1972		0	0
4	DÍAZ Eduardo	D	B1			12 FEB 1971		0	0
5	VELO Silvio	P	B1			29 MAY 1971		0	0
6	CEREGA Diego	D	B1			24 SEP 1976		0	0
7	FIGUEROA Iván	P	B1			24 APR 1981		0	0
8	RODRIGUEZ Lucas	P	B1			20 SEP 1981		0	0
9	JIMENEZ José	P	B1			22 APR 1986		0	0
10	MAIDANA Gustavo	D	B1			15 JAN 1977		0	0
12	LENCINA Darío	GK	GK			23 AUG 1980		0	0

Team average age: 29 years 7 months

Team colours

Shirt
1st: Blue / White
2nd: Blue

Shorts
Black
White

Socks
White
Blue

Coach

VILLARINO Gonzalo (ARG)

Legend:

D	Defender	GK	Goalkeeper	Intl 'A'	International 'A'	P	Pivot
Pos	Position	W	Wing				



Team Roster

Formación del Equipo / Escalação das Equipes

As of 11 AUG 2007

BRA - Brazil

No.	Name	Pos	Class	Height m/ft in	Weight kg/lbs	Date of Birth	Club	Intl 'A'	
								Caps	Goals
1	VASCONCELOS Fábio	GK	GK			22 JUL 1974	CEIBC	0	0
3	SOARES Sandro	D	B1			21 MAR 1981	CEIBC	0	0
5	RAMOS Damião	D	B1			28 DEC 1974	APACE	0	0
6	CARVALHO Emerson	D	B1			2 APR 1984		0	0
7	ALVES FELIPE Marcos	D	B1			14 OCT 1981	APACE	0	0
8	SILVA Severino	P	B1			13 SEP 1982		0	0
9	SILVA João	P	B1			2 FEB 1980		0	0
10	ALVES Ricardo	P	B1			15 DEC 1988		0	0
11	GONÇALVES Jefferson	P	B1			5 OCT 1989		0	0
12	REGO Andreonni	GK	GK			24 AUG 1984		0	0

Team average age: 25 years 10 months

Team colours

Shirt
1st: Yellow
2nd: Blue

Shorts
Blue
Blue

Socks
Yellow
Blue

Coach

de PADUA Antonio (BRA)

Legend:

D	Defender	GK	Goalkeeper	Intl 'A'	International 'A'	P	Pivot
Pos	Position	W	Wing				



Team Roster

Formación del Equipo / Escalação das Equipes

As of 11 AUG 2007

CHI - Chile

No.	Name	Pos	Class	Height m/ft in	Weight kg/lbs	Date of Birth	Club	Intl 'A'	
								Caps	Goals
1	WHITELEY Alex	GK	GK			4 MAR 1979		0	0
2	COLOMA Juan	D	B1			16 DEC 1966		0	0
3	RIOS Emiliano	D	B1			20 OCT 1976		0	0
4	DIAZ Eric	D	B1			21 JUL 1982		0	0
5	MUÑOZ Mauricio	P	B1			15 JUN 1979		0	0
6	CORTES Robert	P	B1			7 OCT 1985		0	0
7	VALENZUELA Luis	P	B1			28 JAN 1982		0	0
8	HERMOSILLA Edwin	P	B1			29 FEB 1980		0	0
12	VASQUEZ Alvaro	GK	GK			19 AUG 1983	SELECCION NACIONAL	0	0

Team average age: 27 years 8 months

Team colours

Shirt	Shorts	Socks
1st: Red	Blue	White
2nd: White	Blue	White

Coach

ULLOA Miguel (CHI)

Legend:		GK	Intl 'A'	P
D	Defender	Goalkeeper	International 'A'	Pivot
Pos	Position	W	Wing	



Team Roster

Formación del Equipo / Escalação das Equipes

As of 11 AUG 2007

COL - Colombia

No.	Name	Pos	Class	Height m/ft in	Weight kg/lbs	Date of Birth	Club	Intl 'A'	
								Caps	Goals
1	MATALLANA German	GK	GK			18 SEP 1968		0	0
4	LOPEZ Freddy	D	B1			11 OCT 1984		0	0
5	AREVALO Cesar	D	B1			1 NOV 1998		0	0
6	ZARATE Juan	D	B1			15 JUN 1983		0	0
7	GRAJALES Henry	P	B1			25 MAY 1974		0	0
8	VEGA Daniel	D	B1			30 SEP 1983		0	0
9	PARRA Juan	P	B1			10 JUL 1984		0	0
11	BELLO Wilber	P	B1			28 SEP 1976		0	0
12	PIMIENTO Javier	P	B1			9 NOV 1984		0	0
22	CASTAÑEDA Ivan	GK	GK			27 JAN 1987		0	0

Team average age: 24 years 10 months

Team colours

Shirt
1st: Yellow
2nd: Blue

Shorts
Blue
Red

Socks
Red
Yellow

Coach

ACUNA Luis Augusto (COL)

Legend:

D	Defender	GK	Goalkeeper	Intl 'A'	International 'A'	P	Pivot
Pos	Position	W	Wing				

Team Roster

Formación del Equipo / Escalação das Equipes

As of 12 AUG 2007

PAR - Paraguay

No.	Name	Pos	Class	Height m/ft in	Weight kg/lbs	Date of Birth	Club	Intl 'A'	
								Matches Caps	Goals
1	BLANCO Alberto	GK	GK			10 FEB 1985		0	0
2	BENÍTEZ Antonio	D	B1			23 DEC 1967		0	0
3	MANCILLA Miguel	W	B1			11 DEC 1979		0	0
4	LÓPEZ Nicolás	D	B1			6 DEC 1971		0	0
5	PAVÓN Evelio	D	B1			11 MAY 1980		0	0
7	VILLAMAYOR Ricardo	W	B1			9 MAY 1985		0	0
9	PEREIRA Marco	P	B1			15 SEP 1977		0	0
10	LÓPEZ Wilfrido	P	B1			27 AUG 1972		0	0
11	RAMÍREZ Hugo	W	B1			6 AUG 1990		0	0
12	YEGROS Nicolás	GK	GK			6 DEC 1984		0	0

Team average age: 27 years 5 months

Team colours

Shirt
1st: Red / White
2nd: White

Shorts
Blue
Red

Socks
Blue
Blue

Coach

MALDONADO Jose (PAR)
SAMANIEGO Derlis (PAR)

Legend:

D	Defender	GK	Goalkeeper	Intl 'A'	International 'A'	P	Pivot
Pos	Position	W	Wing				

Competition Summary

Resumen de la competición / Sumário da Competição

As of 19 AUG 2007

Group A

Rank	Team	Pts	MP	W	D	L	GF	GA	GD
1	BRA	12	4	4	0	0	17	0	17
2	ARG	7	4	2	1	1	11	4	7
3	PAR	7	4	2	1	1	7	8	-1
4	COL	3	4	1	0	3	5	11	-6
5	CHI	0	4	0	0	4	3	20	-17

Team	BRA	ARG	PAR	COL	CHI
BRA		2:0 (0:0)	4:0 (3:0)	4:0 (2:0)	7:0 (5:0)
ARG	0:2 (0:0)		2:2 (1:0)	2:0 (1:0)	7:0 (2:0)
PAR	0:4 (0:3)	2:2 (0:1)		3:1 (1:0)	2:1 (2:0)
COL	0:4 (0:2)	0:2 (0:1)	1:3 (0:1)		4:2 (2:2)
CHI	0:7 (0:5)	0:7 (0:2)	1:2 (0:2)	2:4 (2:2)	

Classification

Gold Medal Match

BRA

Match 12
SUN 19 AUG
ARG

BRA 1:0 (0:0)

Bronze Medal Match

PAR

Match 11
SAT 18 AUG
COL

PAR 3:1 AET (1:1, 1:0)

Final Standings

Medal	Rank	Team
Gold	1	BRA
Silver	2	ARG
Bronze	3	PAR
	4	COL
	5	CHI

Note:

If teams are level on points after the first stage, ranking will be decided according to the Competition Regulations.

Legend:

AET	After Extra Time	D	Drawn	GA	Goals Against	GD	Goal Difference
GF	Goals For	L	Lost	MP	Matches Played	PSO	Penalty Shoot-out
Pts	Points	W	Won				



Start List

Lista de salida / Lista de Largada

ARG - CHI

Referee: GLOCK Nelson Luis (BRA)
3rd Official: TRAVAGLINO Mariano (ARG)
Match Commissioner: FISDEL Lionel (ARG)

Assistant Referee: ANTONIO Luis (BRA)
Timekeeper: OLIVEIRA Adao (BRA)
General Coordinator:

ARG - Argentina						Shirts: Blue / White	Shorts: Black	Socks: White					
No.	Name	ST	Pos	Class	Date of Birth	Height m/ft in	Weight kg/lbs	Competition Statistics					
								MP	GF	GA	Y	R	
12	LENCINA Darío		GK	GK	23 AUG 1980								
2	MORENO Oscar		D	B1	15 JUL 1972								
5	VELO Silvio (C)		P	B1	29 MAY 1971								
8	RODRIGUEZ Lucas		P	B1	20 SEP 1981								
9	JIMENEZ José		P	B1	22 APR 1986								
Substitutes													
1	ABBAS ACHACHE Gonzalo		GK	GK	16 JUN 1981	3.05/10'0"	22/49						
4	DÍAZ Eduardo		D	B1	12 FEB 1971								
6	CEREGA Diego		D	B1	24 SEP 1976								
7	FIGUEROA Iván		P	B1	24 APR 1981								
10	MAIDANA Gustavo		D	B1	15 JAN 1977								

Coach: VILLARINO Gonzalo (ARG)

CHI - Chile						Shirts: Red	Shorts: Blue	Socks: White					
No.	Name	ST	Pos	Class	Date of Birth	Height m/ft in	Weight kg/lbs	Competition Statistics					
								MP	GF	GA	Y	R	
1	WHITELEY Alex		GK	GK	4 MAR 1979								
2	COLOMA Juan		D	B1	16 DEC 1966								
3	RIOS Emiliano (C)		D	B1	20 OCT 1976								
4	DIAZ Eric		D	B1	21 JUL 1982								
8	HERMOSILLA Edwin		P	B1	29 FEB 1980								
Substitutes													
5	MUÑOZ Mauricio		P	B1	15 JUN 1979								
6	CORTES Robert		P	B1	7 OCT 1985								
7	VALENZUELA Luis		P	B1	28 JAN 1982								
12	VASQUEZ Alvaro		GK	GK	19 AUG 1983								

Coach: ULLOA Miguel (CHI)

Legend:

A	Absent	(C)	Captain	D	Defender	GA	Goals Against
GF	Goals For	GK	Goalkeeper	I	Injured	MP	Matches Played
N	Not eligible to play	P	Pivot	Pos	Position	R	Expulsions (Red Cards)
ST	Status	W	Wing	X	Misses next match if booked	Y	Cautions (Yellow Cards)



Start List

Lista de salida / Lista de Largada

CORRECTED

PAR - COL

Referee: TORINO Ricardo (ARG)
3rd Official: MORGADO Lucio (BRA)
Match Commissioner: FISDEL Lionel (ARG)

Assistant Referee: CAFURE Jorge (ARG)
Timekeeper: OLIVEIRA Adao (BRA)
General Coordinator:

PAR - Paraguay						Shirts: Red / White	Shorts: Blue	Socks: Blue					
No.	Name	ST	Pos	Class	Date of Birth	Height m/ft in	Weight kg/lbs	Competition Statistics					
								MP	GF	GA	Y	R	
12	YEGROS Nicolás		GK	GK	6 DEC 1984					1			
4	LÓPEZ Nicolás		D	B1	6 DEC 1971								
5	PAVÓN Evelio (C)		D	B1	11 MAY 1980								
7	VILLAMAYOR Ricardo		W	B1	9 MAY 1985				1				
10	LÓPEZ Wilfrido		P	B1	27 AUG 1972				1				
Substitutes													
1	BLANCO Alberto		GK	GK	10 FEB 1985								
2	BENÍTEZ Antonio		D	B1	23 DEC 1967								
3	MANCILLA Miguel		W	B1	11 DEC 1979								
9	PEREIRA Marco		P	B1	15 SEP 1977				1				
11	RAMÍREZ Hugo		W	B1	6 AUG 1990								
Coach: SAMANIEGO Derlis (PAR)													

COL - Colombia						Shirts: Blue	Shorts: Red	Socks: Yellow					
No.	Name	ST	Pos	Class	Date of Birth	Height m/ft in	Weight kg/lbs	Competition Statistics					
								MP	GF	GA	Y	R	
1	MATALLANA German (C)		GK	GK	18 SEP 1968								
4	LOPEZ Freddy		D	B1	11 OCT 1984								
5	AREVALO Cesar		D	B1	1 NOV 1998								
6	ZARATE Juan		D	B1	15 JUN 1983								
9	PARRA Juan		P	B1	10 JUL 1984				1				
Substitutes													
7	GRAJALES Henry		P	B1	25 MAY 1974								
8	VEGA Daniel		D	B1	30 SEP 1983								
11	BELLO Wilber		P	B1	28 SEP 1976								
12	PIMIENTO Javier		P	B1	9 NOV 1984								
22	CASTAÑEDA Ivan		GK	GK	27 JAN 1987					3			
Coach: ACUNA Luis Augusto (COL)													

Legend:

A	Absent	(C)	Captain	D	Defender	GA	Goals Against
GF	Goals For	GK	Goalkeeper	I	Injured	MP	Matches Played
N	Not eligible to play	P	Pivot	Pos	Position	R	Expulsions (Red Cards)
ST	Status	W	Wing	X	Misses next match if booked	Y	Cautions (Yellow Cards)



Start List

Lista de salida / Lista de Largada

PAR - ARG

Referee: MORGADO Lucio (BRA)
3rd Official: GLOCK Nelson Luis (BRA)
Match Commissioner: FISDEL Lionel (ARG)

Assistant Referee: ANTONIO Luis (BRA)
Timekeeper: OLIVEIRA Adao (BRA)
General Coordinator:

PAR - Paraguay						Shirts: Red / White	Shorts: Blue	Socks: Blue				
No.	Name	ST	Pos	Class	Date of Birth	Height m/ft in	Weight kg/lbs	Competition Statistics				
								MP	GF	GA	Y	R
12	YEGROS Nicolás		GK	GK	6 DEC 1984			1		1		
4	LÓPEZ Nicolás		D	B1	6 DEC 1971			1				
5	PAVÓN Evelio (C)		D	B1	11 MAY 1980			1				
7	VILLAMAYOR Ricardo		W	B1	9 MAY 1985			1	1			
10	LÓPEZ Wilfrido		P	B1	27 AUG 1972			1	1			
Substitutes												
1	BLANCO Alberto		GK	GK	10 FEB 1985							
2	BENÍTEZ Antonio		D	B1	23 DEC 1967			1				
3	MANCILLA Miguel		W	B1	11 DEC 1979			1				
9	PEREIRA Marco		P	B1	15 SEP 1977			1	1		1	
11	RAMÍREZ Hugo		W	B1	6 AUG 1990			1				
Coach: SAMANIEGO Derlis (PAR)												

ARG - Argentina						Shirts: Blue	Shorts: White	Socks: Blue				
No.	Name	ST	Pos	Class	Date of Birth	Height m/ft in	Weight kg/lbs	Competition Statistics				
								MP	GF	GA	Y	R
1	ABBAS ACHACHE Gonzalo		GK	GK	16 JUN 1981							
2	MORENO Oscar		D	B1	15 JUL 1972			1				
10	MAIDANA Gustavo		D	B1	15 JAN 1977			1				
5	VELO Silvio (C)		P	B1	29 MAY 1971			1	2			
7	FIGUEROA Iván		P	B1	24 APR 1981			1	3			
Substitutes												
4	DÍAZ Eduardo		D	B1	12 FEB 1971			1				
6	CEREGA Diego		D	B1	24 SEP 1976			1				
8	RODRIGUEZ Lucas		P	B1	20 SEP 1981			1				
9	JIMENEZ José		P	B1	22 APR 1986			1	1			
12	LENCINA Darío		GK	GK	23 AUG 1980			1				
Coach: VILLARINO Gonzalo (ARG)												

Legend:

A	Absent	(C)	Captain	D	Defender	GA	Goals Against
GF	Goals For	GK	Goalkeeper	I	Injured	MP	Matches Played
N	Not eligible to play	P	Pivot	Pos	Position	R	Expulsions (Red Cards)
ST	Status	W	Wing	X	Misses next match if booked	Y	Cautions (Yellow Cards)



Start List

Lista de salida / Lista de Largada

BRA - CHI

Referee: TORINO Ricardo (ARG)
3rd Official: CAFURE Jorge (ARG)
Match Commissioner: FISDEL Lionel (ARG)

Assistant Referee: TRAVAGLINO Mariano (ARG)
Timekeeper: OLIVEIRA Adao (BRA)
General Coordinator:

BRA - Brazil		Shirts: Yellow				Shorts: Blue		Socks: Yellow						
No.	Name	ST	Pos	Class	Date of Birth	Height m/ft in	Weight kg/lbs	Competition Statistics						
								MP	GF	GA	Y	R		
1	VASCONCELOS Fábio		GK	GK	22 JUL 1974									
5	RAMOS Damião (C)		D	B1	28 DEC 1974									
8	SILVA Severino		P	B1	13 SEP 1982									
10	ALVES Ricardo		P	B1	15 DEC 1988									
11	GONÇALVES Jefferson		P	B1	5 OCT 1989									
Substitutes														
3	SOARES Sandro		D	B1	21 MAR 1981									
6	CARVALHO Emerson		D	B1	2 APR 1984									
7	ALVES FELIPE Marcos		D	B1	14 OCT 1981									
9	SILVA João		P	B1	2 FEB 1980									
12	REGO Andreonni		GK	GK	24 AUG 1984									
Coach: de PADUA Antonio (BRA)														

CHI - Chile		Shirts: Red				Shorts: Blue		Socks: White						
No.	Name	ST	Pos	Class	Date of Birth	Height m/ft in	Weight kg/lbs	Competition Statistics						
								MP	GF	GA	Y	R		
1	WHITELEY Alex		GK	GK	4 MAR 1979			1		7				
2	COLOMA Juan		D	B1	16 DEC 1966			1						
3	RIOS Emiliano (C)		D	B1	20 OCT 1976			1						
4	DIAZ Eric		D	B1	21 JUL 1982			1						
7	VALENZUELA Luis		P	B1	28 JAN 1982			1						
Substitutes														
5	MUÑOZ Mauricio		P	B1	15 JUN 1979			1						
6	CORTES Robert		P	B1	7 OCT 1985			1						
8	HERMOSILLA Edwin		P	B1	29 FEB 1980			1						
12	VASQUEZ Alvaro		GK	GK	19 AUG 1983									
Coach: ULLOA Miguel (CHI)														

Legend:

A	Absent	(C)	Captain	D	Defender	GA	Goals Against
GF	Goals For	GK	Goalkeeper	I	Injured	MP	Matches Played
N	Not eligible to play	P	Pivot	Pos	Position	R	Expulsions (Red Cards)
ST	Status	W	Wing	X	Misses next match if booked	Y	Cautions (Yellow Cards)



Start List

Lista de salida / Lista de Largada

BRA - PAR

Referee: TRAVAGLINO Mariano (ARG)
3rd Official: ANTONIO Luis (BRA)
Match Commissioner: FISDEL Lionel (ARG)

Assistant Referee: TORINO Ricardo (ARG)
Timekeeper: OLIVEIRA Adao (BRA)
General Coordinator:

BRA - Brazil		Shirts: Yellow				Shorts: Blue		Socks: Yellow					
No.	Name	ST	Pos	Class	Date of Birth	Height m/ft in	Weight kg/lbs	Competition Statistics					
								MP	GF	GA	Y	R	
1	VASCONCELOS Fábio		GK	GK	22 JUL 1974			1					
3	SOARES Sandro		D	B1	21 MAR 1981			1					
5	RAMOS Damião (C)		D	B1	28 DEC 1974			1					
8	SILVA Severino		P	B1	13 SEP 1982			1	2				
10	ALVES Ricardo		P	B1	15 DEC 1988			1	3				
Substitutes													
6	CARVALHO Emerson		D	B1	2 APR 1984			1					
7	ALVES FELIPE Marcos		D	B1	14 OCT 1981			1					
9	SILVA João		P	B1	2 FEB 1980			1	1				
11	GONÇALVES Jefferson		P	B1	5 OCT 1989			1	1				
12	REGO Andreonni		GK	GK	24 AUG 1984			1					
Coach: de PADUA Antonio (BRA)													

PAR - Paraguay		Shirts: Red / White				Shorts: Blue		Socks: Blue					
No.	Name	ST	Pos	Class	Date of Birth	Height m/ft in	Weight kg/lbs	Competition Statistics					
								MP	GF	GA	Y	R	
12	YEGROS Nicolás		GK	GK	6 DEC 1984			2		3			
4	LÓPEZ Nicolás		D	B1	6 DEC 1971			2			1		
5	PAVÓN Evelio (C)		D	B1	11 MAY 1980			2					
7	VILLAMAYOR Ricardo		W	B1	9 MAY 1985			2	3				
10	LÓPEZ Wilfrido		P	B1	27 AUG 1972			2	1		1		
Substitutes													
2	BENÍTEZ Antonio		D	B1	23 DEC 1967			2					
3	MANCILLA Miguel		W	B1	11 DEC 1979			2					
9	PEREIRA Marco		P	B1	15 SEP 1977			2	1		1		
11	RAMÍREZ Hugo		W	B1	6 AUG 1990			2					
Coach: SAMANIEGO Derlis (PAR)													

Legend:

A	Absent	(C)	Captain	D	Defender	GA	Goals Against
GF	Goals For	GK	Goalkeeper	I	Injured	MP	Matches Played
N	Not eligible to play	P	Pivot	Pos	Position	R	Expulsions (Red Cards)
ST	Status	W	Wing	X	Misses next match if booked	Y	Cautions (Yellow Cards)



Start List

Lista de salida / Lista de Largada

COL - ARG

Referee: GLOCK Nelson Luis (BRA)
3rd Official: CAFURE Jorge (ARG)
Match Commissioner: FISDEL Lionel (ARG)

Assistant Referee: MORGADO Lucio (BRA)
Timekeeper: OLIVEIRA Adao (BRA)
General Coordinator:

COL - Colombia					Shirts: Yellow	Shorts: Blue	Socks: Red	Competition Statistics				
No.	Name	ST	Pos	Class	Date of Birth	Height m/ft in	Weight kg/lbs	MP	GF	GA	Y	R
1	CASTRO Daniel (C)		GK	GK	14 MAR 1982							
4	LOPEZ Freddy		D	B1	11 OCT 1984			1				
5	AREVALO Cesar		D	B1	1 NOV 1998			1				
6	ZARATE Juan		D	B1	15 JUN 1983			1				
9	PARRA Juan		P	B1	10 JUL 1984			1	1			
Substitutes												
7	GRAJALES Henry		P	B1	25 MAY 1974			1				
8	VEGA Daniel		D	B1	30 SEP 1983			1				
11	BELLO Wilber		P	B1	28 SEP 1976			1				
12	PIMIENTO Javier		P	B1	9 NOV 1984			1				
22	CASTAÑEDA Ivan		GK	GK	27 JAN 1987							
Coach: ACUNA Luis Augusto (COL)												

ARG - Argentina					Shirts: Blue	Shorts: White	Socks: Blue	Competition Statistics				
No.	Name	ST	Pos	Class	Date of Birth	Height m/ft in	Weight kg/lbs	MP	GF	GA	Y	R
12	LENCINA Darío		GK	GK	23 AUG 1980			1				
2	MORENO Oscar		D	B1	15 JUL 1972			2				
6	CEREGA Diego		D	B1	24 SEP 1976			2				
5	VELO Silvio (C)		P	B1	29 MAY 1971			2	3			
8	RODRIGUEZ Lucas		P	B1	20 SEP 1981			2				
Substitutes												
1	ABBAS ACHACHE Gonzalo		GK	GK	16 JUN 1981			1		2		
4	DÍAZ Eduardo		D	B1	12 FEB 1971			2				
7	FIGUEROA Iván		P	B1	24 APR 1981			2	4			
9	JIMENEZ José		P	B1	22 APR 1986			2	1			
10	MAIDANA Gustavo		D	B1	15 JAN 1977			2				
Coach: VILLARINO Gonzalo (ARG)												

Legend:

A	Absent	(C)	Captain	D	Defender	GA	Goals Against
GF	Goals For	GK	Goalkeeper	I	Injured	MP	Matches Played
N	Not eligible to play	P	Pivot	Pos	Position	R	Expulsions (Red Cards)
ST	Status	W	Wing	X	Misses next match if booked	Y	Cautions (Yellow Cards)



Start List

Lista de salida / Lista de Largada

COL - BRA

Referee: TRAVAGLINO Mariano (ARG)
3rd Official: MORGADO Lucio (BRA)
Match Commissioner: FISDEL Lionel (ARG)

Assistant Referee: CAFURE Jorge (ARG)
Timekeeper: OLIVEIRA Adao (BRA)
General Coordinator:

COL - Colombia					Shirts: Yellow	Shorts: Blue	Socks: Red	Competition Statistics				
No.	Name	ST	Pos	Class	Date of Birth	Height m/ft in	Weight kg/lbs	MP	GF	GA	Y	R
1	CASTRO Daniel (C)		GK	GK	14 MAR 1982			1		2	1	
4	LOPEZ Freddy		D	B1	11 OCT 1984			2			1	
5	AREVALO Cesar		D	B1	1 NOV 1998			2			1	
6	ZARATE Juan		D	B1	15 JUN 1983			2				
9	PARRA Juan		P	B1	10 JUL 1984			2	1			
Substitutes												
8	VEGA Daniel		D	B1	30 SEP 1983			2				
11	BELLO Wilber		P	B1	28 SEP 1976			2				
12	PIMIENTO Javier		P	B1	9 NOV 1984			2				
22	CASTAÑEDA Ivan		GK	GK	27 JAN 1987							
10	GRAJALES Henry	N	P	B1	25 MAY 1974			1				1

Coach: ACUNA Luis Augusto (COL)

BRA - Brazil					Shirts: Blue	Shorts: Blue	Socks: Blue	Competition Statistics				
No.	Name	ST	Pos	Class	Date of Birth	Height m/ft in	Weight kg/lbs	MP	GF	GA	Y	R
1	VASCONCELOS Fábio		GK	GK	22 JUL 1974			2				
3	SOARES Sandro		D	B1	21 MAR 1981			2				
5	RAMOS Damião (C)		D	B1	28 DEC 1974			2				
8	SILVA Severino		P	B1	13 SEP 1982			2	2			
10	ALVES Ricardo		P	B1	15 DEC 1988			2	5			
Substitutes												
6	CARVALHO Emerson		D	B1	2 APR 1984			2				
7	ALVES FELIPE Marcos		D	B1	14 OCT 1981			2	1			
9	SILVA João		P	B1	2 FEB 1980			2	1			
11	GONÇALVES Jefferson		P	B1	5 OCT 1989			2	2			
12	REGO Andreonni		GK	GK	24 AUG 1984			2				

Coach: de PADUA Antonio (BRA)

Legend:

A	Absent	(C)	Captain	D	Defender	GA	Goals Against
GF	Goals For	GK	Goalkeeper	I	Injured	MP	Matches Played
N	Not eligible to play	P	Pivot	Pos	Position	R	Expulsions (Red Cards)
ST	Status	W	Wing	X	Misses next match if booked	Y	Cautions (Yellow Cards)



Start List

Lista de salida / Lista de Largada

CHI - PAR

Referee: GLOCK Nelson Luis (BRA)
3rd Official: TORINO Ricardo (ARG)
Match Commissioner: FISDEL Lionel (ARG)

Assistant Referee: ANTONIO Luis (BRA)
Timekeeper: OLIVEIRA Adao (BRA)
General Coordinator:

CHI - Chile		Shirts: White				Shorts: Blue		Socks: White				
No.	Name	ST	Pos	Class	Date of Birth	Height m/ft in	Weight kg/lbs	Competition Statistics				
								MP	GF	GA	Y	R
12	VASQUEZ Alvaro		GK	GK	19 AUG 1983			1		2		
2	COLOMA Juan		D	B1	16 DEC 1966			2			1	
3	RIOS Emiliano (C)		D	B1	20 OCT 1976			2				
4	DIAZ Eric		D	B1	21 JUL 1982			2				
7	VALENZUELA Luis		P	B1	28 JAN 1982			2				
Substitutes												
1	WHITELEY Alex		GK	GK	4 MAR 1979			2		12		
5	MUÑOZ Mauricio		P	B1	15 JUN 1979			2				
6	CORTES Robert		P	B1	7 OCT 1985			2				
8	HERMOSILLA Edwin		P	B1	29 FEB 1980			2				
Coach: ULLOA Miguel (CHI)												

PAR - Paraguay		Shirts: Red / White				Shorts: Blue		Socks: Blue				
No.	Name	ST	Pos	Class	Date of Birth	Height m/ft in	Weight kg/lbs	Competition Statistics				
								MP	GF	GA	Y	R
12	YEGROS Nicolás		GK	GK	6 DEC 1984			3		7		
5	PAVÓN Evelio (C)		D	B1	11 MAY 1980			3				
7	VILLAMAYOR Ricardo		W	B1	9 MAY 1985			3	3			
11	RAMÍREZ Hugo		W	B1	6 AUG 1990			3				
10	LÓPEZ Wilfrido		P	B1	27 AUG 1972			3	1		1	
Substitutes												
2	BENÍTEZ Antonio		D	B1	23 DEC 1967			3				
3	MANCILLA Miguel		W	B1	11 DEC 1979			3				
4	LÓPEZ Nicolás		D	B1	6 DEC 1971			3			1	
9	PEREIRA Marco		P	B1	15 SEP 1977			3	1		1	
Coach: MALDONADO Jose (PAR) / SAMANIEGO Derlis (PAR)												

Legend:

A	Absent	(C)	Captain	D	Defender	GA	Goals Against
GF	Goals For	GK	Goalkeeper	I	Injured	MP	Matches Played
N	Not eligible to play	P	Pivot	Pos	Position	R	Expulsions (Red Cards)
ST	Status	W	Wing	X	Misses next match if booked	Y	Cautions (Yellow Cards)



Start List

Lista de salida / Lista de Largada

CHI - COL

Referee: ANTONIO Luis (BRA)
3rd Official: TORINO Ricardo (ARG)
Match Commissioner: FISDEL Lionel (ARG)

Assistant Referee: CAFURE Jorge (ARG)
Timekeeper: OLIVEIRA Adao (BRA)
General Coordinator:

CHI - Chile		Shirts: Red				Shorts: Blue		Socks: White				
No.	Name	ST	Pos	Class	Date of Birth	Height m/ft in	Weight kg/lbs	Competition Statistics				
								MP	GF	GA	Y	R
12	VASQUEZ Alvaro		GK	GK	19 AUG 1983			2		4		
2	COLOMA Juan		D	B1	16 DEC 1966			3			1	
3	RIOS Emiliano (C)		D	B1	20 OCT 1976			3	1			
4	DIAZ Eric		D	B1	21 JUL 1982			3				
8	HERMOSILLA Edwin		P	B1	29 FEB 1980			3				
Substitutes												
1	WHITELEY Alex		GK	GK	4 MAR 1979			2		12		1
5	MUÑOZ Mauricio		P	B1	15 JUN 1979			3				
6	CORTES Robert		P	B1	7 OCT 1985			3				
7	VALENZUELA Luis		P	B1	28 JAN 1982			3				1

Coach: ULLOA Miguel (CHI)

COL - Colombia		Shirts: Yellow				Shorts: Blue		Socks: Red				
No.	Name	ST	Pos	Class	Date of Birth	Height m/ft in	Weight kg/lbs	Competition Statistics				
								MP	GF	GA	Y	R
22	CASTAÑEDA Juan Carlos		GK	GK	27 JAN 1987			1				
5	AREVALO Cesar		D	B1	1 NOV 1998			3			1	
6	ZARATE Juan		D	B1	15 JUN 1983			3				
9	PARRA Juan		P	B1	10 JUL 1984			3	1			
10	GRAJALES Henry		P	B1	25 MAY 1974			2				1
Substitutes												
1	CASTRO Daniel (C)		GK	GK	14 MAR 1982			2		6	1	
4	LOPEZ Freddy		D	B1	11 OCT 1984			3			1	
8	VEGA Daniel		D	B1	30 SEP 1983			3				
11	BELLO Wilber		P	B1	28 SEP 1976			3				
12	PIMIENTO Javier		P	B1	9 NOV 1984			3				

Coach: ACUNA Luis Augusto (COL)

Legend:

A	Absent	(C)	Captain	D	Defender	GA	Goals Against
GF	Goals For	GK	Goalkeeper	I	Injured	MP	Matches Played
N	Not eligible to play	P	Pivot	Pos	Position	R	Expulsions (Red Cards)
ST	Status	W	Wing	X	Misses next match if booked	Y	Cautions (Yellow Cards)



Start List

Lista de salida / Lista de Largada

ARG - BRA

Referee: MORGADO Lucio (BRA)
3rd Official: GLOCK Nelson Luis (BRA)
Match Commissioner: FISDEL Lionel (ARG)

Assistant Referee: TRAVAGLINO Mariano (ARG)
Timekeeper: OLIVEIRA Adao (BRA)
General Coordinator:

ARG - Argentina					Shirts: Blue / White	Shorts: Black	Socks: White	Competition Statistics				
No.	Name	ST	Pos	Class	Date of Birth	Height m/ft in	Weight kg/lbs	MP	GF	GA	Y	R
1	ABBAS ACHACHE Gonzalo		GK	GK	16 JUN 1981			1		2		
2	MORENO Oscar		D	B1	15 JUL 1972			3				
4	DÍAZ Eduardo		D	B1	12 FEB 1971			3				
5	VELO Silvio (C)		P	B1	29 MAY 1971			3	4		1	
8	RODRIGUEZ Lucas		P	B1	20 SEP 1981			3			1	
Substitutes												
6	CEREGA Diego		D	B1	24 SEP 1976			3				
7	FIGUEROA Iván		P	B1	24 APR 1981			3	5			
9	JIMENEZ José		P	B1	22 APR 1986			3	1			
10	MAIDANA Gustavo		D	B1	15 JAN 1977			3				
12	LENCINA Darío		GK	GK	23 AUG 1980			2			1	
Coach: VILLARINO Gonzalo (ARG)												

BRA - Brazil					Shirts: Yellow	Shorts: Blue	Socks: Yellow	Competition Statistics				
No.	Name	ST	Pos	Class	Date of Birth	Height m/ft in	Weight kg/lbs	MP	GF	GA	Y	R
1	VASCONCELOS Fábio		GK	GK	22 JUL 1974			3				
3	SOARES Sandro (C)		D	B1	21 MAR 1981			3				
6	CARVALHO Emerson		D	B1	2 APR 1984			3				
7	ALVES FELIPE Marcos		D	B1	14 OCT 1981			3	1			
9	SILVA João		P	B1	2 FEB 1980			3	1			
Substitutes												
5	RAMOS Damião		D	B1	28 DEC 1974			3				
8	SILVA Severino		P	B1	13 SEP 1982			3	3			
10	ALVES Ricardo		P	B1	15 DEC 1988			3	8			
11	GONÇALVES Jefferson		P	B1	5 OCT 1989			3	2			
12	REGO Andreonni		GK	GK	24 AUG 1984			3				
Coach: de PADUA Antonio (BRA)												

Legend:

A	Absent	(C)	Captain	D	Defender	GA	Goals Against
GF	Goals For	GK	Goalkeeper	I	Injured	MP	Matches Played
N	Not eligible to play	P	Pivot	Pos	Position	R	Expulsions (Red Cards)
ST	Status	W	Wing	X	Misses next match if booked	Y	Cautions (Yellow Cards)



Start List

Lista de salida / Lista de Largada

PAR - COL

Referee: MORGADO Lucio (BRA)
3rd Official: TRAVAGLINO Mariano (ARG)
Match Commissioner: FISDEL Lionel (ARG)

Assistant Referee: TORINO Ricardo (ARG)
Timekeeper: OLIVEIRA Adao (BRA)
General Coordinator:

PAR - Paraguay		Shirts: Red / White			Shorts: Blue		Socks: Blue					
No.	Name	ST	Pos	Class	Date of Birth	Height m/ft in	Weight kg/lbs	Competition Statistics				
								MP	GF	GA	Y	R
12	YEGROS Nicolás		GK	GK	6 DEC 1984			4		8		
4	LÓPEZ Nicolás		D	B1	6 DEC 1971			4			1	
5	PAVÓN Evelio (C)		D	B1	11 MAY 1980			4				
7	VILLAMAYOR Ricardo		W	B1	9 MAY 1985			4	4			
9	PEREIRA Marco		P	B1	15 SEP 1977			4	1		1	
Substitutes												
2	BENÍTEZ Antonio		D	B1	23 DEC 1967			4				
3	MANCILLA Miguel		W	B1	11 DEC 1979			4				
11	RAMÍREZ Hugo		W	B1	6 AUG 1990			4				
10	LÓPEZ Wilfrido	N	P	B1	27 AUG 1972			4	2		2	

Coach: SAMANIEGO Dertis (PAR)

COL - Colombia		Shirts: Yellow			Shorts: Blue		Socks: Red					
No.	Name	ST	Pos	Class	Date of Birth	Height m/ft in	Weight kg/lbs	Competition Statistics				
								MP	GF	GA	Y	R
1	CASTRO Daniel (C)		GK	GK	14 MAR 1982			3		6	1	
5	AREVALO Cesar		D	B1	1 NOV 1998			4			1	
6	ZARATE Juan		D	B1	15 JUN 1983			4				
9	PARRA Juan		P	B1	10 JUL 1984			4	3			
10	GRAJALES Henry		P	B1	25 MAY 1974			3	1			1
Substitutes												
4	LOPEZ Freddy		D	B1	11 OCT 1984			4	1		2	
8	VEGA Daniel		D	B1	30 SEP 1983			4				
11	BELLO Wilber		P	B1	28 SEP 1976			4				
12	PIMIENTO Javier		P	B1	9 NOV 1984			4				
22	CASTANEDA Juan Carlos		GK	GK	27 JAN 1987			2		2		

Coach: ACUNA Luis Augusto (COL)

Legend:

A	Absent	(C)	Captain	D	Defender	GA	Goals Against
GF	Goals For	GK	Goalkeeper	I	Injured	MP	Matches Played
N	Not eligible to play	P	Pivot	Pos	Position	R	Expulsions (Red Cards)
ST	Status	W	Wing	X	Misses next match if booked	Y	Cautions (Yellow Cards)



Start List

Lista de salida / Lista de Largada

BRA - ARG

Referee: GLOCK Nelson Luis (BRA)
3rd Official: ANTONIO Luis (BRA)
Match Commissioner: FISDEL Lionel (ARG)

Assistant Referee: TRAVAGLINO Mariano (ARG)
Timekeeper: OLIVEIRA Adao (BRA)
General Coordinator:

BRA - Brazil		Shirts: Yellow				Shorts: Blue		Socks: Yellow					
No.	Name	ST	Pos	Class	Date of Birth	Height m/ft in	Weight kg/lbs	Competition Statistics					
								MP	GF	GA	Y	R	
1	VASCONCELOS Fábio		GK	GK	22 JUL 1974			4					
3	SOARES Sandro		D	B1	21 MAR 1981			4					
5	RAMOS Damião (C)		D	B1	28 DEC 1974			4					
8	SILVA Severino		P	B1	13 SEP 1982			4	4				
10	ALVES Ricardo		P	B1	15 DEC 1988			4	9				
Substitutes													
6	CARVALHO Emerson		D	B1	2 APR 1984			4					
7	ALVES FELIPE Marcos		D	B1	14 OCT 1981			4	1				
9	SILVA João		P	B1	2 FEB 1980			4	1				
11	GONÇALVES Jefferson		P	B1	5 OCT 1989			4	2				
12	REGO Andreonni		GK	GK	24 AUG 1984			3					
Coach: de PADUA Antonio (BRA)													

ARG - Argentina		Shirts: Blue / White				Shorts: Black		Socks: White					
No.	Name	ST	Pos	Class	Date of Birth	Height m/ft in	Weight kg/lbs	Competition Statistics					
								MP	GF	GA	Y	R	
12	LENCINA Darío		GK	GK	23 AUG 1980			2				1	
2	MORENO Oscar		D	B1	15 JUL 1972			4					
4	DÍAZ Eduardo		D	B1	12 FEB 1971			4					
5	VELO Silvio (C)		P	B1	29 MAY 1971			4	4			1	
8	RODRIGUEZ Lucas		P	B1	20 SEP 1981			4				1	
Substitutes													
1	ABBAS ACHACHE Gonzalo		GK	GK	16 JUN 1981			2		4			
6	CEREGA Diego		D	B1	24 SEP 1976			4					
7	FIGUEROA Iván		P	B1	24 APR 1981			4	5				
9	JIMENEZ José		P	B1	22 APR 1986			4	1				
10	MAIDANA Gustavo		D	B1	15 JAN 1977			4					
Coach: VILLARINO Gonzalo (ARG)													

Legend:

A	Absent	(C)	Captain	D	Defender	GA	Goals Against
GF	Goals For	GK	Goalkeeper	I	Injured	MP	Matches Played
N	Not eligible to play	P	Pivot	Pos	Position	R	Expulsions (Red Cards)
ST	Status	W	Wing	X	Misses next match if booked	Y	Cautions (Yellow Cards)



Match Report

Informe del partido / Relatório da partida

ARG - CHI 7:0 (2:0)

Match Officials:

Referee: GLOCK Nelson Luis (BRA)
3rd Official: TRAVAGLINO Mariano (ARG)
Match Commissioner: FISDEL Lionel (ARG)

Assistant Referee: ANTONIO Luis (BRA)
Timekeeper: OLIVEIRA Adao (BRA)
General Coordinator:

Goals Scored:

VELO Silvio (ARG) 4', JIMENEZ José (ARG) 12', VELO Silvio (ARG) 27', FIGUEROA Iván (ARG) 30', FIGUEROA Iván (ARG) 31', COLOMA Juan (CHI) 34' own goal, FIGUEROA Iván (ARG) 40'

ARG - Argentina

[12] LENCINA Darío (GK)
[2] MORENO Oscar
[5] VELO Silvio (C)
[8] RODRIGUEZ Lucas
[9] JIMENEZ José

Substitutes:

[1] ABBAS ACHACHE Gonzalo (GK)
[4] DÍAZ Eduardo
[6] CEREGA Diego
[7] FIGUEROA Iván
[10] MAIDANA Gustavo

Coach: VILLARINO Gonzalo (ARG)

Cautions:

None

Expulsions:

None

CHI - Chile

[1] WHITELEY Alex (GK)
[2] COLOMA Juan
[3] RIOS Emiliano (C)
[4] DIAZ Eric
[8] HERMOSILLA Edwin

Substitutes:

[5] MUÑOZ Mauricio
[6] CORTES Robert
[7] VALENZUELA Luis
[12] VASQUEZ Alvaro (GK)

Coach: ULLOA Miguel (CHI)

Match Report

Informe del partido / Relatório da partida

ARG - CHI
7:0 (2:0)

ARG - Argentina

42
25
4
7
1
1
0
0
0
0
0
1

STATISTICS

Shots
Shots on Goal
Fouls
Corner Kicks
Free Kicks
Penalty Kicks
Double Penalties
Own Goals
Cautions (Yellow cards)
Expulsions (Red cards)
Timeouts

CHI - Chile

7
2
5
2
1
0
1
1
0
0
2

ARG - Argentina											
No.	Name	Pos	GF	GA	SG/S	PK	DP	Fouls		Y	R
								FC	FS		
12	LENCINA Darío	GK									
2	MORENO Oscar	D									
5	VELO Silvio (C)	P	2		6/12	0/1			2		
8	RODRIGUEZ Lucas	P			7/9						
9	JIMENEZ José	P	1		5/13			1	3		
Substitutes											
4	DÍAZ Eduardo	D						1			
6	CEREGA Diego	D									
7	FIGUEROA Iván	P	3		5/6			2			
10	MAIDANA Gustavo	D			2/2						
Totals			6		25/42	0/1		4	5		

CHI - Chile											
No.	Name	Pos	GF	GA	SG/S	PK	DP	Fouls		Y	R
								FC	FS		
1	WHITELEY Alex	GK		7					2		
2	COLOMA Juan	D						1			
3	RIOS Emiliano (C)	D			1/1			2	1		
4	DÍAZ Eric	D					0/1				
8	HERMOSILLA Edwin	P			1/2			1			
Substitutes											
5	MUNOZ Mauricio	P						1			
6	CORTES Robert	P							1		
7	VALENZUELA Luis	P			0/4						
Totals				7	2/7		0/1	5	4		

Legend:

A	Absent	(C)	Captain	D	Defender	DP	Double Penalties
FC	Fouls Committed	FS	Fouls Suffered	FT	Full Time	GA	Goals Against
GF	Goals For	GK	Goalkeeper	HT	Half-time	I	Injured
N	Not eligible to play	P	Pivot	PK	Penalty Kicks (Goals/Shots)	Pos	Position
R	Expulsions (Red Cards)	SG/S	Shots on Goal/Shots	W	Wing	Y	Cautions (Yellow Cards)



Match Report

Informe del partido / Relatório da partida

PAR - COL 3:1 (1:0)

Match Officials:

Referee: TORINO Ricardo (ARG)
3rd Official: MORGADO Lucio (BRA)
Match Commissioner: FISDEL Lionel (ARG)

Assistant Referee: CAFURE Jorge (ARG)
Timekeeper: OLIVEIRA Adao (BRA)
General Coordinator:

Goals Scored:

LÓPEZ Wilfrido (PAR) 16' penalty goal, VILLAMAYOR Ricardo (PAR) 28', PARRA Juan (COL) 36', PEREIRA Marco (PAR) 42'

PAR - Paraguay

[12] YEGROS Nicolás (GK)
[4] LÓPEZ Nicolás
[5] PAVÓN Evelio (C)
[7] VILLAMAYOR Ricardo
[10] LÓPEZ Wilfrido

Substitutes:

[1] BLANCO Alberto (GK)
[2] BENÍTEZ Antonio
[3] MANCILLA Miguel
[9] PEREIRA Marco
[11] RAMÍREZ Hugo

Coach: SAMANIEGO Derlis (PAR)

Cautions:

PEREIRA Marco (PAR) 46'

Expulsions:

None

COL - Colombia

[1] MATAALLANA German (C - GK)
[4] LOPEZ Freddy
[5] AREVALO Cesar
[6] ZARATE Juan
[9] PARRA Juan

Substitutes:

[7] GRAJALES Henry
[8] VEGA Daniel
[11] BELLO Wilber
[12] PIMIENTO Javier
[22] CASTAÑEDA Ivan (GK)

Coach: ACUNA Luis Augusto (COL)

Match Report

Informe del partido / Relatório da partida

PAR - COL
3:1 (1:0)

PAR - Paraguay

13
9
7
4
1
1
1
0
1
0
1
1

STATISTICS

Shots
Shots on Goal
Fouls
Corner Kicks
Free Kicks
Penalty Kicks
Double Penalties
Own Goals
Cautions (Yellow cards)
Expulsions (Red cards)
Timeouts

COL - Colombia

24
12
6
12
0
0
1
0
0
0
1

PAR - Paraguay											
No.	Name	Pos	GF	GA	SG/S	PK	DP	Fouls		Y	R
								FC	FS		
12	YEGROS Nicolás	GK		1							
4	LOPEZ Nicolás	D							1		
5	PAVON Evelio (C)	D						1			
7	VILLAMAYOR Ricardo	W	1		5/8			3	3		
10	LOPEZ Wilfrido	P	1		2/3	1/1		2	1		
Substitutes											
2	BENITEZ Antonio	D									
3	MANCILLA Miguel	W									
9	PEREIRA Marco	P	1		2/2		0/1	1	2	1	
11	RAMIREZ Hugo	W									
Totals			3	1	9/13	1/1	0/1	7	7	1	

COL - Colombia											
No.	Name	Pos	GF	GA	SG/S	PK	DP	Fouls		Y	R
								FC	FS		
1	MATALLANA German (C)	GK		3							
4	LOPEZ Freddy	D			3/5			2	2		
5	AREVALO Cesar	D			0/2			2	2		
6	ZARATE Juan	D			1/1				1		
9	PARRA Juan	P	1		8/16		0/1	1	3		
Substitutes											
7	GRAJALES Henry	P						1			
8	VEGA Daniel	D									
11	BELLO Wilber	P									
12	PIMIENTO Javier	P									
Totals			1	3	12/24		0/1	6	8		

Legend:

A	Absent	(C)	Captain	D	Defender	DP	Double Penalties
FC	Fouls Committed	FS	Fouls Suffered	FT	Full Time	GA	Goals Against
GF	Goals For	GK	Goalkeeper	HT	Half-time	I	Injured
N	Not eligible to play	P	Pivot	PK	Penalty Kicks (Goals/Shots)	Pos	Position
R	Expulsions (Red Cards)	SG/S	Shots on Goal/Shots	W	Wing	Y	Cautions (Yellow Cards)



Match Report

Informe del partido / Relatório da partida

PAR - ARG 2:2 (0:1)

Match Officials:

Referee: MORGADO Lucio (BRA)
3rd Official: GLOCK Nelson Luis (BRA)
Match Commissioner: FISDEL Lionel (ARG)

Assistant Referee: ANTONIO Luis (BRA)
Timekeeper: OLIVEIRA Adao (BRA)
General Coordinator:

Goals Scored:

VELO Silvio (ARG) 5' penalty goal, VILLAMAYOR Ricardo (PAR) 27', VILLAMAYOR Ricardo (PAR) 43', FIGUEROA Iván (ARG) 48'

PAR - Paraguay

[12] YEGROS Nicolás (GK)
[4] LÓPEZ Nicolás
[5] PAVÓN Evelio (C)
[7] VILLAMAYOR Ricardo
[10] LÓPEZ Wilfrido

Substitutes:

[1] BLANCO Alberto (GK)
[2] BENÍTEZ Antonio
[3] MANCILLA Miguel
[9] PEREIRA Marco
[11] RAMÍREZ Hugo

Coach: SAMANIEGO Derlis (PAR)

Cautions:

LÓPEZ Nicolás (PAR) 24', LÓPEZ Wilfrido (PAR) 32'

Expulsions:

None

ARG - Argentina

[1] ABBAS ACHACHE Gonzalo (GK)
[2] MORENO Oscar
[5] VELO Silvio (C)
[7] FIGUEROA Iván
[10] MAIDANA Gustavo

Substitutes:

[4] DÍAZ Eduardo
[6] CEREGA Diego
[8] RODRIGUEZ Lucas
[9] JIMENEZ José
[12] LENCINA Darío (GK)

Coach: VILLARINO Gonzalo (ARG)



Match Report

Informe del partido / Relatório da partida

PAR - ARG
2:2 (0:1)

PAR - Paraguay

11
5
3
7
0
0
0
0
0
2
0
2

STATISTICS

Shots
Shots on Goal
Fouls
Corner Kicks
Free Kicks
Penalty Kicks
Double Penalties
Own Goals
Cautions (Yellow cards)
Expulsions (Red cards)
Timeouts

ARG - Argentina

13
10
5
19
0
1
0
0
0
0
0

PAR - Paraguay											
No.	Name	Pos	GF	GA	SG/S	PK	DP	Fouls		Y	R
								FC	FS		
12	YEGROS Nicolás	GK		2							
4	LOPEZ Nicolás	D						2		1	
5	PAVON Evelio (C)	D									
7	VILLAMAYOR Ricardo	W	2		4/9				2		
10	LOPEZ Wilfrido	P			1/2			1	2	1	
Substitutes											
2	BENITEZ Antonio	D									
3	MANCILLA Miguel	W									
9	PEREIRA Marco	P							1		
11	RAMIREZ Hugo	W									
Totals			2	2	5/11			3	5	2	

ARG - Argentina											
No.	Name	Pos	GF	GA	SG/S	PK	DP	Fouls		Y	R
								FC	FS		
1	ABBAS ACHACHE Gonzalo	GK		2				1			
2	MORENO Oscar	D						2			
5	VELO Silvio (C)	P	1		6/7	1/1					
7	FIGUEROA Iván	P	1		2/3						
10	MAIDANA Gustavo	D						2			
Substitutes											
4	DIAZ Eduardo	D									
6	CEREGA Diego	D									
8	RODRIGUEZ Lucas	P			1/1						
9	JIMENEZ José	P			1/2				3		
Totals			2	2	10/13	1/1		5	3		

Legend:

A	Absent	(C)	Captain	D	Defender	DP	Double Penalties
FC	Fouls Committed	FS	Fouls Suffered	FT	Full Time	GA	Goals Against
GF	Goals For	GK	Goalkeeper	HT	Half-time	I	Injured
N	Not eligible to play	P	Pivot	PK	Penalty Kicks (Goals/Shots)	Pos	Position
R	Expulsions (Red Cards)	SG/S	Shots on Goal/Shots	W	Wing	Y	Cautions (Yellow Cards)



Match Report

Informe del partido / Relatório da partida

BRA - CHI 7:0 (5:0)

Match Officials:

Referee: TORINO Ricardo (ARG)
3rd Official: CAFURE Jorge (ARG)
Match Commissioner: FISDEL Lionel (ARG)

Assistant Referee: TRAVAGLINO Mariano (ARG)
Timekeeper: OLIVEIRA Adao (BRA)
General Coordinator:

Goals Scored:

SILVA Severino (BRA) 3', ALVES Ricardo (BRA) 6', SILVA Severino (BRA) 11', ALVES Ricardo (BRA) 15', GONÇALVES Jefferson (BRA) 23', ALVES Ricardo (BRA) 30', SILVA João (BRA) 46'

BRA - Brazil

[1] VASCONCELOS Fábio (GK)
[5] RAMOS Damião (C)
[8] SILVA Severino
[10] ALVES Ricardo
[11] GONÇALVES Jefferson

Substitutes:

[3] SOARES Sandro
[6] CARVALHO Emerson
[7] ALVES FELIPE Marcos
[9] SILVA João
[12] REGO Andreonni (GK)

Coach: de PADUA Antonio (BRA)

Cautions:

COLOMA Juan (CHI) 34'

Expulsions:

None

CHI - Chile

[1] WHITELEY Alex (GK)
[2] COLOMA Juan
[3] RIOS Emiliano (C)
[4] DIAZ Eric
[7] VALENZUELA Luis

Substitutes:

[5] MUÑOZ Mauricio
[6] CORTES Robert
[8] HERMOSILLA Edwin
[12] VASQUEZ Alvaro (GK)

Coach: ULLOA Miguel (CHI)

Match Report

Informe del partido / Relatório da partida

BRA - CHI
7:0 (5:0)

BRA - Brazil

34
23
3
13
0
0
0
0
0
0
0
0
1

STATISTICS

Shots
Shots on Goal
Fouls
Corner Kicks
Free Kicks
Penalty Kicks
Double Penalties
Own Goals
Cautions (Yellow cards)
Expulsions (Red cards)
Timeouts

CHI - Chile

3
2
3
3
0
0
0
0
1
0
1

BRA - Brazil											
No.	Name	Pos	GF	GA	SG/S	PK	DP	Fouls		Y	R
								FC	FS		
1	VASCONCELOS Fábio	GK									
5	RAMOS Damião (C)	D			1/1			2	1		
8	SILVA Severino	P	2		3/6						
10	ALVES Ricardo	P	3		7/11				1		
11	GONÇALVES Jefferson	P	1		5/7			1	1		
Substitutes											
3	SOARES Sandro	D									
6	CARVALHO Emerson	D									
7	ALVES FELIPE Marcos	D									
9	SILVA João	P	1		7/9						
12	REGO Andreonni	GK									
Totals			7		23/34			3	3		

CHI - Chile											
No.	Name	Pos	GF	GA	SG/S	PK	DP	Fouls		Y	R
								FC	FS		
1	WHITELEY Alex	GK		5							
2	COLOMA Juan	D						2	1	1	
3	RIOS Emiliano (C)	D							1		
4	DIAZ Eric	D							1		
7	VALENZUELA Luis	P			2/2			1			
Substitutes											
5	MUNOZ Mauricio	P									
6	CORTÉS Robert	P									
8	HERMOSILLA Edwin	P			0/1						
12	VASQUEZ Alvaro	GK		2							
Totals				7	2/3			3	3	1	

Legend:

A	Absent	(C)	Captain	D	Defender	DP	Double Penalties
FC	Fouls Committed	FS	Fouls Suffered	FT	Full Time	GA	Goals Against
GF	Goals For	GK	Goalkeeper	HT	Half-time	I	Injured
N	Not eligible to play	P	Pivot	PK	Penalty Kicks (Goals/Shots)	Pos	Position
R	Expulsions (Red Cards)	SG/S	Shots on Goal/Shots	W	Wing	Y	Cautions (Yellow Cards)



Match Report

Informe del partido / Relatório da partida

BRA - PAR 4:0 (3:0)

Match Officials:

Referee: TRAVAGLINO Mariano (ARG)
3rd Official: ANTONIO Luis (BRA)
Match Commissioner: FISDEL Lionel (ARG)

Assistant Referee: TORINO Ricardo (ARG)
Timekeeper: OLIVEIRA Adao (BRA)
General Coordinator:

Goals Scored:

ALVES Ricardo (BRA) 21', ALVES Ricardo (BRA) 22', ALVES FELIPE Marcos (BRA) 25', GONÇALVES Jefferson (BRA) 46'

BRA - Brazil

[1] VASCONCELOS Fábio (GK)
[3] SOARES Sandro
[5] RAMOS Damião (C)
[8] SILVA Severino
[10] ALVES Ricardo

Substitutes:

[6] CARVALHO Emerson
[7] ALVES FELIPE Marcos
[9] SILVA João
[11] GONÇALVES Jefferson
[12] REGO Andreonni (GK)

Coach: de PADUA Antonio (BRA)

Cautions:

None

Expulsions:

None

PAR - Paraguay

[12] YEGROS Nicolás (GK)
[4] LÓPEZ Nicolás
[5] PAVÓN Evelio (C)
[7] VILLAMAYOR Ricardo
[10] LÓPEZ Wilfrido

Substitutes:

[2] BENÍTEZ Antonio
[3] MANCILLA Miguel
[9] PEREIRA Marco
[11] RAMÍREZ Hugo

Coach: SAMANIEGO Derlis (PAR)

Match Report

Informe del partido / Relatório da partida

BRA - PAR
4:0 (3:0)

BRA - Brazil

29
20
2
10
0
0
0
0
0
0
0
0
1

STATISTICS

Shots
Shots on Goal
Fouls
Corner Kicks
Free Kicks
Penalty Kicks
Double Penalties
Own Goals
Cautions (Yellow cards)
Expulsions (Red cards)
Timeouts

PAR - Paraguay

9
2
6
4
0
0
0
0
0
0
0
1

BRA - Brazil											
No.	Name	Pos	GF	GA	SG/S	PK	DP	Fouls		Y	R
								FC	FS		
1	VASCONCELOS Fábio	GK									
3	SOARES Sandro	D						1	2		
5	RAMOS Damião (C)	D						1	1		
8	SILVA Severino	P			2/4				1		
10	ALVES Ricardo	P	2		7/11				1		
Substitutes											
6	CARVALHO Emerson	D									
7	ALVES FELIPE Marcos	D	1		5/6				1		
9	SILVA João	P			3/5						
11	GONÇALVES Jefferson	P	1		3/3						
12	REGO Andreonni	GK									
Totals			4		20/29			2	6		

PAR - Paraguay											
No.	Name	Pos	GF	GA	SG/S	PK	DP	Fouls		Y	R
								FC	FS		
12	YEGROS Nicolás	GK		4							
4	LOPEZ Nicolás	D						2			
5	PAVON Evelio (C)	D							1		
7	VILLAMAYOR Ricardo	W			2/7			2			
10	LOPEZ Wilfrido	P			0/2			2	1		
Substitutes											
2	BENITEZ Antonio	D									
3	MANCILLA Miguel	W									
9	PEREIRA Marco	P									
11	RAMÍREZ Hugo	W									
Totals				4	2/9			6	2		

Legend:

A	Absent	(C)	Captain	D	Defender	DP	Double Penalties
FC	Fouls Committed	FS	Fouls Suffered	FT	Full Time	GA	Goals Against
GF	Goals For	GK	Goalkeeper	HT	Half-time	I	Injured
N	Not eligible to play	P	Pivot	PK	Penalty Kicks (Goals/Shots)	Pos	Position
R	Expulsions (Red Cards)	SG/S	Shots on Goal/Shots	W	Wing	Y	Cautions (Yellow Cards)



Match Report

Informe del partido / Relatório da partida

COL - ARG 0:2 (0:1)

Match Officials:

Referee: GLOCK Nelson Luis (BRA)
3rd Official: CAFURE Jorge (ARG)
Match Commissioner: FISDEL Lionel (ARG)

Assistant Referee: MORGADO Lucio (BRA)
Timekeeper: OLIVEIRA Adao (BRA)
General Coordinator:

Goals Scored:

FIGUEROA Iván (ARG) 20' double penalty goal, VELO Silvio (ARG) 39' penalty goal

COL - Colombia

[1] CASTRO Daniel (C - GK)
[4] LOPEZ Freddy
[5] AREVALO Cesar
[6] ZARATE Juan
[9] PARRA Juan

Substitutes:

[7] GRAJALES Henry
[8] VEGA Daniel
[11] BELLO Wilber
[12] PIMIENTO Javier
[22] CASTAÑEDA Ivan (GK)

Coach: ACUNA Luis Augusto (COL)

Cautions:

CASTRO Daniel (COL) 11', VELO Silvio (ARG) 17', RODRIGUEZ Lucas (ARG) 19', LOPEZ Freddy (COL) 20', AREVALO Cesar (COL) 23', LENCINA Darío (ARG) 37'

Expulsions:

GRAJALES Henry (COL) 35'

ARG - Argentina

[12] LENCINA Darío (GK)
[2] MORENO Oscar
[5] VELO Silvio (C)
[6] CEREGA Diego
[8] RODRIGUEZ Lucas

Substitutes:

[1] ABBAS ACHACHE Gonzalo (GK)
[4] DÍAZ Eduardo
[7] FIGUEROA Iván
[9] JIMENEZ José
[10] MAIDANA Gustavo

Coach: VILLARINO Gonzalo (ARG)

Match Report

Informe del partido / Relatório da partida

COL - ARG
0:2 (0:1)

COL - Colombia

13
6
8
10
0
1
3
0
3
1
1

STATISTICS

Shots
Shots on Goal
Fouls
Corner Kicks
Free Kicks
Penalty Kicks
Double Penalties
Own Goals
Cautions (Yellow cards)
Expulsions (Red cards)
Timeouts

ARG - Argentina

7
2
6
11
0
1
3
0
3
0
1

COL - Colombia											
No.	Name	Pos	GF	GA	SG/S	PK	DP	Fouls		Y	R
								FC	FS		
1	CASTRO Daniel (C)	GK		2						1	
4	LOPEZ Freddy	D			1/1			4	2	1	
5	AREVALO Cesar	D						2	1	1	
6	ZARATE Juan	D					0/1		2		
9	PARRA Juan	P			4/8	0/1	0/2	2	2		
Substitutes											
7	GRAJALES Henry	P			1/3				1		1
8	VEGA Daniel	D									
11	BELLO Wilber	P									
12	PIMIENTO Javier	P									
Totals				2	6/13	0/1	0/3	8	8	3	1

ARG - Argentina											
No.	Name	Pos	GF	GA	SG/S	PK	DP	Fouls		Y	R
								FC	FS		
12	LENCINA Dario	GK								1	
2	MORENO Oscar	D									
5	VELO Silvio (C)	P	1		1/5	1/1	0/1		4	1	
6	CEREGA Diego	D						3			
8	RODRIGUEZ Lucas	P			0/1			2	1	1	
Substitutes											
4	DIAZ Eduardo	D									
7	FIGUEROA Iván	P	1				1/2		2		
9	JIMENEZ José	P			1/1			1			
10	MAIDANA Gustavo	D									
Totals			2		2/7	1/1	1/3	6	7	3	

Legend:

A	Absent	(C)	Captain	D	Defender	DP	Double Penalties
FC	Fouls Committed	FS	Fouls Suffered	FT	Full Time	GA	Goals Against
GF	Goals For	GK	Goalkeeper	HT	Half-time	I	Injured
N	Not eligible to play	P	Pivot	PK	Penalty Kicks (Goals/Shots)	Pos	Position
R	Expulsions (Red Cards)	SG/S	Shots on Goal/Shots	W	Wing	Y	Cautions (Yellow Cards)



Match Report

Informe del partido / Relatório da partida

COL - BRA 0:4 (0:2)

Match Officials:

Referee: TRAVAGLINO Mariano (ARG)
3rd Official: MORGADO Lucio (BRA)
Match Commissioner: FISDEL Lionel (ARG)

Assistant Referee: CAFURE Jorge (ARG)
Timekeeper: OLIVEIRA Adao (BRA)
General Coordinator:

Goals Scored:

ALVES Ricardo (BRA) 7', ALVES Ricardo (BRA) 15', SILVA Severino (BRA) 38', ALVES Ricardo (BRA) 40'

COL - Colombia

[1] CASTRO Daniel (C - GK)
[4] LOPEZ Freddy
[5] AREVALO Cesar
[6] ZARATE Juan
[9] PARRA Juan

Substitutes:

[8] VEGA Daniel
[11] BELLO Wilber
[12] PIMIENTO Javier
[22] CASTAÑEDA Ivan (GK)
[10] GRAJALES Henry (N)

Coach: ACUNA Luis Augusto (COL)

Cautions:

None

Expulsions:

None

BRA - Brazil

[1] VASCONCELOS Fábio (GK)
[3] SOARES Sandro
[5] RAMOS Damião (C)
[8] SILVA Severino
[10] ALVES Ricardo

Substitutes:

[6] CARVALHO Emerson
[7] ALVES FELIPE Marcos
[9] SILVA João
[11] GONÇALVES Jefferson
[12] REGO Andreonni (GK)

Coach: de PADUA Antonio (BRA)

Match Report

Informe del partido / Relatório da partida

COL - BRA
0:4 (0:2)

COL - Colombia

3
1
8
3
0
0
0
0
0
0
0
2

STATISTICS

Shots
Shots on Goal
Fouls
Corner Kicks
Free Kicks
Penalty Kicks
Double Penalties
Own Goals
Cautions (Yellow cards)
Expulsions (Red cards)
Timeouts

BRA - Brazil

30
16
3
18
0
1
2
0
0
0
2

COL - Colombia											
No.	Name	Pos	GF	GA	SG/S	PK	DP	Fouls		Y	R
								FC	FS		
1	CASTRO Daniel (C)	GK		4							
4	LOPEZ Freddy	D						1			
5	AREVALO Cesar	D			0/1			3	2		
6	ZARATE Juan	D						1			
9	PARRA Juan	P			1/2			3	1		
Substitutes											
8	VEGA Daniel	D									
10	GRAJALES Henry	P									
11	BELLO Wilber	P									
12	PIMIENTO Javier	P									
22	CASTANEDA Ivan	GK									
Totals				4	1/3			8	3		

BRA - Brazil											
No.	Name	Pos	GF	GA	SG/S	PK	DP	Fouls		Y	R
								FC	FS		
1	VASCONCELOS Fábio	GK									
3	SOARES Sandro	D						2	1		
5	RAMOS Damião (C)	D			1/1			1	2		
8	SILVA Severino	P	1		6/13	0/1	0/1		1		
10	ALVES Ricardo	P	3		6/7				2		
Substitutes											
6	CARVALHO Emerson	D									
7	ALVES FELIPE Marcos	D			1/3		0/1		1		
9	SILVA João	P			2/5				1		
11	GONÇALVES Jefferson	P			0/1						
12	REGÓ Andreonni	GK									
Totals			4		16/30	0/1	0/2	3	8		

Legend:

A	Absent	(C)	Captain	D	Defender	DP	Double Penalties
FC	Fouls Committed	FS	Fouls Suffered	FT	Full Time	GA	Goals Against
GF	Goals For	GK	Goalkeeper	HT	Half-time	I	Injured
N	Not eligible to play	P	Pivot	PK	Penalty Kicks (Goals/Shots)	Pos	Position
R	Expulsions (Red Cards)	SG/S	Shots on Goal/Shots	W	Wing	Y	Cautions (Yellow Cards)



Match Report

Informe del partido / Relatório da partida

CHI - PAR 1:2 (0:2)

Match Officials:

Referee: GLOCK Nelson Luis (BRA)
3rd Official: TORINO Ricardo (ARG)
Match Commissioner: FISDEL Lionel (ARG)

Assistant Referee: ANTONIO Luis (BRA)
Timekeeper: OLIVEIRA Adao (BRA)
General Coordinator:

Goals Scored:

LÓPEZ Wilfrido (PAR) 1', VILLAMAYOR Ricardo (PAR) 14', RIOS Emiliano (CHI) 48'

CHI - Chile

[12] VASQUEZ Alvaro (GK)
[2] COLOMA Juan
[3] RIOS Emiliano (C)
[4] DIAZ Eric
[7] VALENZUELA Luis

Substitutes:

[1] WHITELEY Alex (GK)
[5] MUÑOZ Mauricio
[6] CORTES Robert
[8] HERMOSILLA Edwin

Coach: ULLOA Miguel (CHI)

Cautions:

LÓPEZ Wilfrido (PAR) 44'

Expulsions:

VALENZUELA Luis (CHI) 2', WHITELEY Alex (CHI) 28'

PAR - Paraguay

[12] YEGROS Nicolás (GK)
[5] PAVÓN Evelio (C)
[7] VILLAMAYOR Ricardo
[10] LÓPEZ Wilfrido
[11] RAMÍREZ Hugo

Substitutes:

[2] BENÍTEZ Antonio
[3] MANCILLA Miguel
[4] LÓPEZ Nicolás
[9] PEREIRA Marco

Coach: SAMANIEGO Derlis (PAR)

Match Report

Informe del partido / Relatório da partida

CHI - PAR
1:2 (0:2)

CHI - Chile	STATISTICS	PAR - Paraguay
5	Shots	37
3	Shots on Goal	22
6	Fouls	8
6	Corner Kicks	13
0	Free Kicks	0
0	Penalty Kicks	0
3	Double Penalties	1
0	Own Goals	0
0	Cautions (Yellow cards)	1
2	Expulsions (Red cards)	0
2	Timeouts	0

CHI - Chile											
No.	Name	Pos	GF	GA	SG/S	PK	DP	Fouls		Y	R
								FC	FS		
12	VASQUEZ Alvaro	GK		2							
2	COLOMA Juan	D					0/1	1			
3	RIOS Emiliano (C)	D	1		3/3			2	4		
4	DIAZ Eric	D							4		
7	VALENZUELA Luis	P						1			1
Substitutes											
1	WHITELEY Alex	GK									1
5	MUNOZ Mauricio	P									
6	CORTES Robert	P			0/2						
8	HERMOSILLA Edwin	P					0/2	2			
Totals			1	2	3/5		0/3	6	8		2

PAR - Paraguay											
No.	Name	Pos	GF	GA	SG/S	PK	DP	Fouls		Y	R
								FC	FS		
12	YEGROS Nicolás	GK		1							
5	PAVÓN Evelio (C)	D						2	2		
7	VILLAMAYOR Ricardo	W	1		13/22		0/1	4	2		
10	LOPEZ Wilfrido	P	1		9/15			1		1	
11	RAMÍREZ Hugo	W									
Substitutes											
2	BENÍTEZ Antonio	D									
3	MANCILLA Miguel	W							1		
4	LOPEZ Nicolás	D						1			
9	PEREIRA Marco	P									
Totals			2	1	22/37		0/1	8	5	1	

Legend:

A	Absent	(C)	Captain	D	Defender	DP	Double Penalties
FC	Fouls Committed	FS	Fouls Suffered	FT	Full Time	GA	Goals Against
GF	Goals For	GK	Goalkeeper	HT	Half-time	I	Injured
N	Not eligible to play	P	Pivot	PK	Penalty Kicks (Goals/Shots)	Pos	Position
R	Expulsions (Red Cards)	SG/S	Shots on Goal/Shots	W	Wing	Y	Cautions (Yellow Cards)



Match Report

Informe del partido / Relatório da partida

CHI - COL 2:4 (2:2)

Match Officials:

Referee: ANTONIO Luis (BRA)
3rd Official: TORINO Ricardo (ARG)
Match Commissioner: FISDEL Lionel (ARG)

Assistant Referee: CAFURE Jorge (ARG)
Timekeeper: OLIVEIRA Adao (BRA)
General Coordinator:

Goals Scored:

PARRA Juan (COL) 7', CORTES Robert (CHI) 20' penalty goal, CORTES Robert (CHI) 22' double penalty goal, GRAJALES Henry (COL) 25' double penalty goal, PARRA Juan (COL) 33', LOPEZ Freddy (COL) 42'

CHI - Chile

[12] VASQUEZ Alvaro (GK)
[2] COLOMA Juan
[3] RIOS Emiliano (C)
[4] DIAZ Eric
[8] HERMOSILLA Edwin

Substitutes:

[1] WHITELEY Alex (GK)
[5] MUÑOZ Mauricio
[6] CORTES Robert
[7] VALENZUELA Luis

Coach: ULLOA Miguel (CHI)

Cautions:

LOPEZ Freddy (COL) 12', VASQUEZ Alvaro (CHI) 33'

Expulsions:

None

COL - Colombia

[22] CASTAÑEDA Juan Carlos (GK)
[5] AREVALO Cesar
[6] ZARATE Juan
[9] PARRA Juan
[10] GRAJALES Henry

Substitutes:

[1] CASTRO Daniel (C - GK)
[4] LOPEZ Freddy
[8] VEGA Daniel
[11] BELLO Wilber
[12] PIMIENTO Javier

Coach: ACUNA Luis Augusto (COL)

Match Report

Informe del partido / Relatório da partida

CHI - COL
2:4 (2:2)

CHI - Chile	STATISTICS	COL - Colombia
1	Shots	26
0	Shots on Goal	16
9	Fouls	6
5	Corner Kicks	15
1	Free Kicks	0
1	Penalty Kicks	0
1	Double Penalties	3
0	Own Goals	0
1	Cautions (Yellow cards)	1
0	Expulsions (Red cards)	0
1	Timeouts	1

CHI - Chile											
No.	Name	Pos	GF	GA	SG/S	PK	DP	Fouls		Y	R
								FC	FS		
12	VASQUEZ Alvaro	GK		4						1	
2	COLOMA Juan	D						2			
3	RIOS Emiliano (C)	D			0/1				4		
4	DIAZ Eric	D						4	2		
8	HERMOSILLA Edwin	P						2			
Substitutes											
5	MUNOZ Mauricio	P						1			
6	CORTES Robert	P	2			1/1	1/1				
7	VALENZUELA Luis	P									
Totals			2	4	0/1	1/1	1/1	9	6	1	

COL - Colombia											
No.	Name	Pos	GF	GA	SG/S	PK	DP	Fouls		Y	R
								FC	FS		
22	CASTANEDA Juan Carlos	GK		2							
5	AREVALO Cesar	D						1			
6	ZARATE Juan	D						2	1		
9	PARRA Juan	P	2		11/17				3		
10	GRAJALES Henry	P	1		3/6		1/2		2		
Substitutes											
1	CASTRO Daniel (C)	GK									
4	LOPEZ Freddy	D	1		1/2			3	3	1	
8	VEGA Daniel	D									
11	BELLO Wilber	P					0/1				
12	PIMIENTO Javier	P									
Totals			4	2	16/26		1/3	6	9	1	

Legend:

A	Absent	(C)	Captain	D	Defender	DP	Double Penalties
FC	Fouls Committed	FS	Fouls Suffered	FT	Full Time	GA	Goals Against
GF	Goals For	GK	Goalkeeper	HT	Half-time	I	Injured
N	Not eligible to play	P	Pivot	PK	Penalty Kicks (Goals/Shots)	Pos	Position
R	Expulsions (Red Cards)	SG/S	Shots on Goal/Shots	W	Wing	Y	Cautions (Yellow Cards)



Match Report

Informe del partido / Relatório da partida

ARG - BRA 0:2 (0:0)

Match Officials:

Referee: MORGADO Lucio (BRA)
3rd Official: GLOCK Nelson Luis (BRA)
Match Commissioner: FISDEL Lionel (ARG)

Assistant Referee: TRAVAGLINO Mariano (ARG)
Timekeeper: OLIVEIRA Adao (BRA)
General Coordinator:

Goals Scored:

SILVA Severino (BRA) 35', ALVES Ricardo (BRA) 47'

ARG - Argentina

[1] ABBAS ACHACHE Gonzalo (GK)
[2] MORENO Oscar
[4] DÍAZ Eduardo
[5] VELO Silvio (C)
[8] RODRIGUEZ Lucas

Substitutes:

[6] CEREGA Diego
[7] FIGUEROA Iván
[9] JIMENEZ José
[10] MAIDANA Gustavo
[12] LENCINA Darío (GK)

Coach: VILLARINO Gonzalo (ARG)

Cautions:

None

Expulsions:

None

BRA - Brazil

[1] VASCONCELOS Fábio (GK)
[3] SOARES Sandro (C)
[6] CARVALHO Emerson
[7] ALVES FELIPE Marcos
[9] SILVA João

Substitutes:

[5] RAMOS Damião
[8] SILVA Severino
[10] ALVES Ricardo
[11] GONÇALVES Jefferson
[12] REGO Andreonni (GK)

Coach: de PADUA Antonio (BRA)

Match Report

Informe del partido / Relatório da partida

ARG - BRA
0:2 (0:0)

ARG - Argentina

5
5
5
9
0
0
0
0
0
0
0
1

STATISTICS

Shots
Shots on Goal
Fouls
Corner Kicks
Free Kicks
Penalty Kicks
Double Penalties
Own Goals
Cautions (Yellow cards)
Expulsions (Red cards)
Timeouts

BRA - Brazil

10
6
2
6
0
0
1
0
0
0
1

ARG - Argentina											
No.	Name	Pos	GF	GA	SG/S	PK	DP	Fouls		Y	R
								FC	FS		
1	ABBAS ACHACHE Gonzalo	GK		2							
2	MORENO Oscar	D						2	1		
4	DIAZ Eduardo	D									
5	VELO Silvio (C)	P			3/3						
8	RODRIGUEZ Lucas	P						1	1		
Substitutes											
6	CEREGA Diego	D									
7	FIGUEROA Iván	P			1/1			1			
9	JIMENEZ José	P			1/1						
10	MAIDANA Gustavo	D						1			
Totals				2	5/5			5	2		

BRA - Brazil											
No.	Name	Pos	GF	GA	SG/S	PK	DP	Fouls		Y	R
								FC	FS		
1	VASCONCELOS Fábio	GK									
3	SOARES Sandro (C)	D						1	2		
6	CARVALHO Emerson	D									
7	ALVES FELIPE Marcos	D			1/1			1			
9	SILVA João	P			0/2		0/1				
Substitutes											
5	RAMOS Damião	D									
8	SILVA Severino	P	1		1/3				1		
10	ALVES Ricardo	P	1		4/4				2		
11	GONÇALVES Jefferson	P									
Totals			2		6/10		0/1	2	5		

Legend:

A	Absent	(C)	Captain	D	Defender	DP	Double Penalties
FC	Fouls Committed	FS	Fouls Suffered	FT	Full Time	GA	Goals Against
GF	Goals For	GK	Goalkeeper	HT	Half-time	I	Injured
N	Not eligible to play	P	Pivot	PK	Penalty Kicks (Goals/Shots)	Pos	Position
R	Expulsions (Red Cards)	SG/S	Shots on Goal/Shots	W	Wing	Y	Cautions (Yellow Cards)



Match Report

Informe del partido / Relatório da partida

PAR - COL 3:1 AET (1:1, 1:0)

Match Officials:

Referee: MORGADO Lucio (BRA)
3rd Official: TRAVAGLINO Mariano (ARG)
Match Commissioner: FISDEL Lionel (ARG)

Assistant Referee: TORINO Ricardo (ARG)
Timekeeper: OLIVEIRA Adao (BRA)
General Coordinator:

Goals Scored:

VILLAMAYOR Ricardo (PAR) 5', PARRA Juan (COL) 49', PAVÓN Evelio (PAR) 51' double penalty goal, VILLAMAYOR Ricardo (PAR) 52'

PAR - Paraguay

[12] YEGROS Nicolás (GK)
[4] LÓPEZ Nicolás
[5] PAVÓN Evelio (C)
[7] VILLAMAYOR Ricardo
[9] PEREIRA Marco

Substitutes:

[2] BENÍTEZ Antonio
[3] MANCILLA Miguel
[11] RAMÍREZ Hugo
[10] LÓPEZ Wilfrido (N)

Coach: SAMANIEGO Derlis (PAR)

Cautions:

AREVALO Cesar (COL) 70'

Expulsions:

None

COL - Colombia

[1] CASTRO Daniel (C - GK)
[5] AREVALO Cesar
[6] ZARATE Juan
[9] PARRA Juan
[10] GRAJALES Henry

Substitutes:

[4] LOPEZ Freddy
[8] VEGA Daniel
[11] BELLO Wilber
[12] PIMIENTO Javier
[22] CASTAÑEDA Juan Carlos (GK)

Coach: ACUNA Luis Augusto (COL)

Match Report

Informe del partido / Relatório da partida

PAR - COL
3:1 AET (1:1, 1:0)

PAR - Paraguay

25
16
5
11
0
0
2
0
0
0
0
1

STATISTICS

Shots
Shots on Goal
Fouls
Corner Kicks
Free Kicks
Penalty Kicks
Double Penalties
Own Goals
Cautions (Yellow cards)
Expulsions (Red cards)
Timeouts

COL - Colombia

29
14
8
13
0
1
1
0
1
0
2

No.	Name	Pos	GF	GA	SG/S	PK	DP	Fouls		Y	R
								FC	FS		
12	YEGROS Nicolás	GK		1							
4	LOPEZ Nicolás	D			0/1			1			
5	PAVON Evelio (C)	D	1				1/2	2			
7	VILLAMAYOR Ricardo	W	2		14/20			1	5		
9	PEREIRA Marco	P			2/3			1	1		
Substitutes											
2	BENITEZ Antonio	D									
3	MANCILLA Miguel	W									
10	LOPEZ Wilfrido	P									
11	RAMIREZ Hugo	W									
Totals			3	1	16/25		1/2	5	8		

No.	Name	Pos	GF	GA	SG/S	PK	DP	Fouls		Y	R
								FC	FS		
1	CASTRO Daniel (C)	GK		3							
5	AREVALO Cesar	D						2		1	
6	ZARATE Juan	D			0/2			3			
9	PARRA Juan	P	1		14/22	0/1		1	3		
10	GRAJALES Henry	P			0/5		0/1	1	2		
Substitutes											
4	LOPEZ Freddy	D									
8	VEGA Daniel	D						1			
11	BELLO Wilber	P									
12	PIMIENTO Javier	P									
Totals			1	3	14/29	0/1	0/1	8	5	1	

Legend:

A	Absent	AET	After Extra Time	(C)	Captain	D	Defender
DP	Double Penalties	ET	Extra Time	FC	Fouls Committed	FS	Fouls Suffered
FT	Full Time	GA	Goals Against	GF	Goals For	GK	Goalkeeper
HT	Half-time	I	Injured	N	Not eligible to play	P	Pivot
PK	Penalty Kicks (Goals/Shots)	Pos	Position	PSO	Penalty Shoot-out	R	Expulsions (Red Cards)
SG/S	Shots on Goal/Shots	W	Wing	Y	Cautions (Yellow Cards)		



Match Report

Informe del partido / Relatório da partida

BRA - ARG 1:0 (0:0)

Match Officials:

Referee: GLOCK Nelson Luis (BRA)
3rd Official: ANTONIO Luis (BRA)
Match Commissioner: FISDEL Lionel (ARG)

Assistant Referee: TRAVAGLINO Mariano (ARG)
Timekeeper: OLIVEIRA Adao (BRA)
General Coordinator:

Goals Scored:

SILVA Severino (BRA) 43'

BRA - Brazil

[1] VASCONCELOS Fábio (GK)
[3] SOARES Sandro
[5] RAMOS Damião (C)
[8] SILVA Severino
[10] ALVES Ricardo

Substitutes:

[6] CARVALHO Emerson
[7] ALVES FELIPE Marcos
[9] SILVA João
[11] GONÇALVES Jefferson
[12] REGO Andreonni (GK)

Coach: de PADUA Antonio (BRA)

Cautions:

None

Expulsions:

None

ARG - Argentina

[12] LENCINA Darío (GK)
[2] MORENO Oscar
[4] DÍAZ Eduardo
[5] VELO Silvio (C)
[8] RODRIGUEZ Lucas

Substitutes:

[1] ABBAS ACHACHE Gonzalo (GK)
[6] CEREGA Diego
[7] FIGUEROA Iván
[9] JIMENEZ José
[10] MAIDANA Gustavo

Coach: VILLARINO Gonzalo (ARG)

Match Report

Informe del partido / Relatório da partida

BRA - ARG
1:0 (0:0)

BRA - Brazil	STATISTICS	ARG - Argentina
14	Shots	5
8	Shots on Goal	4
3	Fouls	5
5	Corner Kicks	6
0	Free Kicks	0
0	Penalty Kicks	0
0	Double Penalties	0
0	Own Goals	0
0	Cautions (Yellow cards)	0
0	Expulsions (Red cards)	0
2	Timeouts	1

BRA - Brazil											
No.	Name	Pos	GF	GA	SG/S	PK	DP	Fouls		Y	R
								FC	FS		
1	VASCONCELOS Fábio	GK									
3	SOARES Sandro	D			0/1						
5	RAMOS Damião (C)	D						2	1		
8	SILVA Severino	P	1		1/3				2		
10	ALVES Ricardo	P			5/8				2		
Substitutes											
6	CARVALHO Emerson	D									
7	ALVES FELIPE Marcos	D			1/1						
9	SILVA João	P			1/1			1			
11	GONÇALVES Jefferson	P									
Totals			1		8/14			3	5		

ARG - Argentina											
No.	Name	Pos	GF	GA	SG/S	PK	DP	Fouls		Y	R
								FC	FS		
12	LENCINA Dario	GK		1							
2	MORENO Oscar	D						1			
4	DIAZ Eduardo	D									
5	VELO Silvio (C)	P			1/2			2	1		
8	RODRIGUEZ Lucas	P			2/2				1		
Substitutes											
6	CEREGA Diego	D									
7	FIGUEROA Iván	P			1/1						
9	JIMENEZ José	P						2	1		
10	MAIDANA Gustavo	D									
Totals				1	4/5			5	3		

Legend:

A	Absent	AET	After Extra Time	(C)	Captain	D	Defender
DP	Double Penalties	ET	Extra Time	FC	Fouls Committed	FS	Fouls Suffered
FT	Full Time	GA	Goals Against	GF	Goals For	GK	Goalkeeper
HT	Half-time	I	Injured	N	Not eligible to play	P	Pivot
PK	Penalty Kicks (Goals/Shots)	Pos	Position	PSO	Penalty Shoot-out	R	Expulsions (Red Cards)
SG/S	Shots on Goal/Shots	W	Wing	Y	Cautions (Yellow Cards)		

Cumulative Statistics

Estadísticas Acumuladas / Estatísticas Cumulativas

ARG - Argentina

After 5 matches

No.	Name	Pos	GF	GA	SG/S	PK	DP	Fouls		Y	R
								FC	FS		
1	ABBAS ACHACHE Gonzalo	GK		4				1			
2	MORENO Oscar	D						5	1		
4	DÍAZ Eduardo	D						1			
5	VELO Silvio	P	4		17/29	2/3	0/1	2	7	1	
6	CEREGA Diego	D						3			
7	FIGUEROA Iván	P	5		9/11		1/2	3	2		
8	RODRIGUEZ Lucas	P			10/13			3	3	1	
9	JIMENEZ José	P	1		8/17			4	7		
10	MAIDANA Gustavo	D			2/2			3			
12	LENCINA Darío	GK		1						1	
Totals			10	5	46/72	2/3	1/3	25	20	3	

Corner Kicks:	52
Free Kicks:	1
Penalty Kicks Against (Goals/Shots):	0/1
Double Penalties Against (Goals/Shots):	0/5
Own Goals:	1
Own Goals Against:	0

Legend:

D	Defender	DP	Double Penalties	FC	Fouls Committed	FS	Fouls Suffered
GA	Goals Against	GF	Goals For	GK	Goalkeeper	P	Pivot
PK	Penalty Kicks (Goals/Shots)	Pos	Position	R	Expulsions (Red Cards)	SG/S	Shots on Goal/Shots
W	Wing	Y	Cautions (Yellow Cards)				

Cumulative Statistics

Estadísticas Acumuladas / Estatísticas Cumulativas

BRA - Brazil After 5 matches

No.	Name	Pos	GF	GA	SG/S	PK	DP	Fouls		Y	R
								FC	FS		
1	VASCONCELOS Fábio	GK									
3	SOARES Sandro	D			0/1			4	5		
5	RAMOS Damião	D			2/2			6	5		
6	CARVALHO Emerson	D									
7	ALVES FELIPE Marcos	D	1		8/11		0/1	1	2		
8	SILVA Severino	P	5		13/29	0/1	0/1		5		
9	SILVA João	P	1		13/22		0/1	1	1		
10	ALVES Ricardo	P	9		29/41				8		
11	GONÇALVES Jefferson	P	2		8/11			1	1		
12	REGO Andreonni	GK									
Totals			18		73/117	0/1	0/3	13	27		

Corner Kicks:	52
Free Kicks:	0
Penalty Kicks Against (Goals/Shots):	0/0
Double Penalties Against (Goals/Shots):	0/0
Own Goals:	0
Own Goals Against:	0

Legend:

D	Defender	DP	Double Penalties	FC	Fouls Committed	FS	Fouls Suffered
GA	Goals Against	GF	Goals For	GK	Goalkeeper	P	Pivot
PK	Penalty Kicks (Goals/Shots)	Pos	Position	R	Expulsions (Red Cards)	SG/S	Shots on Goal/Shots
W	Wing	Y	Cautions (Yellow Cards)				

Cumulative Statistics

Estadísticas Acumuladas / Estatísticas Cumulativas

CHI - Chile After 4 matches

No.	Name	Pos	GF	GA	SG/S	PK	DP	Fouls		Y	R
								FC	FS		
1	WHITELEY Alex	GK		12					2		1
2	COLOMA Juan	D					0/1	6	1	1	
3	RIOS Emiliano	D	1		4/5			4	10		
4	DIAZ Eric	D					0/1	4	7		
5	MUÑOZ Mauricio	P						2			
6	CORTES Robert	P	2		0/2	1/1	1/1		1		
7	VALENZUELA Luis	P			2/6			2			1
8	HERMOSILLA Edwin	P			1/3		0/2	5			
12	VASQUEZ Alvaro	GK		8						1	
Totals			3	20	7/16	1/1	1/5	23	21	2	2

Corner Kicks:	16
Free Kicks:	2
Penalty Kicks Against (Goals/Shots):	0/1
Double Penalties Against (Goals/Shots):	1/4
Own Goals:	0
Own Goals Against:	1

Legend:

D	Defender	DP	Double Penalties	FC	Fouls Committed	FS	Fouls Suffered
GA	Goals Against	GF	Goals For	GK	Goalkeeper	P	Pivot
PK	Penalty Kicks (Goals/Shots)	Pos	Position	R	Expulsions (Red Cards)	SG/S	Shots on Goal/Shots
W	Wing	Y	Cautions (Yellow Cards)				

Cumulative Statistics

Estadísticas Acumuladas / Estatísticas Cumulativas

COL - Colombia

After 5 matches

No.	Name	Pos	GF	GA	SG/S	PK	DP	Fouls		Y	R
								FC	FS		
	MATALLANA German	GK		3							
1	CASTRO Daniel	GK		9						1	
4	LOPEZ Freddy	D	1		5/8			10	7	2	
5	AREVALO Cesar	D			0/3			10	5	2	
6	ZARATE Juan	D			1/3		0/1	6	4		
7	GRAJALES Henry	P	1		4/14		1/3	2	5		1
8	VEGA Daniel	D						1			
9	PARRA Juan	P	4		38/65	0/2	0/3	7	12		
11	BELLO Wilber	P					0/1				
12	PIMIENTO Javier	P									
22	CASTAÑEDA Juan Carlos	GK		2							
Totals			6	14	49/95	0/2	1/8	36	33	5	1

Corner Kicks: 53

Free Kicks: 0

Penalty Kicks Against (Goals/Shots): 3/4

Double Penalties Against (Goals/Shots): 3/9

Own Goals: 0

Own Goals Against: 0

Legend:

D	Defender	DP	Double Penalties	FC	Fouls Committed	FS	Fouls Suffered
GA	Goals Against	GF	Goals For	GK	Goalkeeper	P	Pivot
PK	Penalty Kicks (Goals/Shots)	Pos	Position	R	Expulsions (Red Cards)	SG/S	Shots on Goal/Shots
W	Wing	Y	Cautions (Yellow Cards)				

Cumulative Statistics

Estadísticas Acumuladas / Estatísticas Cumulativas

PAR - Paraguay After 5 matches

No.	Name	Pos	GF	GA	SG/S	PK	DP	Fouls		Y	R
								FC	FS		
1	BLANCO Alberto	GK									
2	BENÍTEZ Antonio	D									
3	MANCILLA Miguel	W							1		
4	LÓPEZ Nicolás	D			0/1			6	1	1	
5	PAVÓN Evelio	D	1				1/2	5	3		
7	VILLAMAYOR Ricardo	W	6		38/66		0/1	10	12		
9	PEREIRA Marco	P	1		4/5		0/1	2	4	1	
10	LÓPEZ Wilfrido	P	2		12/22	1/1		6	4	2	
11	RAMÍREZ Hugo	W									
12	YEGROS Nicolás	GK		9							
Totals			10	9	54/95	1/1	1/4	29	27	4	

Corner Kicks:	39
Free Kicks:	1
Penalty Kicks Against (Goals/Shots):	1/2
Double Penalties Against (Goals/Shots):	0/5
Own Goals:	0
Own Goals Against:	0

Legend:

D	Defender	DP	Double Penalties	FC	Fouls Committed	FS	Fouls Suffered
GA	Goals Against	GF	Goals For	GK	Goalkeeper	P	Pivot
PK	Penalty Kicks (Goals/Shots)	Pos	Position	R	Expulsions (Red Cards)	SG/S	Shots on Goal/Shots
W	Wing	Y	Cautions (Yellow Cards)				



Overall Team Statistics

Estadísticas Generales del equipo / Estatísticas Gerais da Equipe

As of 19 AUG 2007 at 11:31

Team	MP	GF	GA	SG/S	PK	PKA	DP	CK	Fouls		Y	R
									FC	FS		
ARG - Argentina	5	10	5	46/72	2/3	0/1	1/3	52	25	20	3	0
BRA - Brazil	5	18	0	73/117	0/1	0/0	0/3	52	13	27	0	0
CHI - Chile	4	3	20	7/16	1/1	0/1	1/5	16	23	21	2	2
COL - Colombia	5	6	14	49/95	0/2	3/4	1/8	53	36	33	5	1
PAR - Paraguay	5	10	9	54/95	1/1	1/2	1/4	39	29	27	4	0
Totals		47	48	229/395	4/8	4/8	4/23	212	126		14	3
Average (per match)		3.9	4.0	19.1/32.9	0.3/0.7	0.3/0.7	0.3/1.9	17.7	10.5		1.2	0.3

Legend:

CK	Corner Kicks	DP	Double Penalties	FC	Fouls Committed	FS	Fouls Suffered
GA	Goals Against	GF	Goals For	MP	Matches Played	PK	Penalty Kicks (Goals/Shots)
PKA	Penalty Kicks Against (Goals/Shots)			R	Expulsions (Red Cards)	SG/S	Shots on Goal/Shots
Y	Cautions (Yellow Cards)						

Individual Statistics

Estadísticas Individuales / Estatísticas Individuais

As of 19 AUG 2007 at 11:31

GOALSCORERS

Rank	Shirt No.	Name	Team	MP	Goals
1	10	ALVES Ricardo	BRA	5	9
2	7	VILLAMAYOR Ricardo	PAR	5	6
3	7	FIGUEROA Iván	ARG	5	5
3	8	SILVA Severino	BRA	5	5
5	9	PARRA Juan	COL	5	4
5	5	VELO Silvio	ARG	5	4
7	6	CORTES Robert	CHI	4	2
8	11	GONÇALVES Jefferson	BRA	5	2
8	10	LÓPEZ Wilfrido	PAR	5	2
10	7	GRAJALES Henry	COL	4	1
10	3	RIOS Emiliano	CHI	4	1
12	7	ALVES FELIPE Marcos	BRA	5	1
12	9	JIMENEZ José	ARG	5	1
12	4	LOPEZ Freddy	COL	5	1
12	5	PAVÓN Evelio	PAR	5	1
12	9	PEREIRA Marco	PAR	5	1
12	9	SILVA João	BRA	5	1
Own Goals					
	2	COLOMA Juan	CHI	4	1

Individual Statistics

Estadísticas Individuales / Estatísticas Individuais

As of 19 AUG 2007 at 11:31

SHOTS ON GOAL

Rank	Shirt No.	Name	Team	MP	SG	AVG
1	9	PARRA Juan	COL	5	38	7.6
1	7	VILLAMAYOR Ricardo	PAR	5	38	7.6
3	10	ALVES Ricardo	BRA	5	29	5.8
4	5	VELO Silvio	ARG	5	17	3.4
5	9	SILVA João	BRA	5	13	2.6
5	8	SILVA Severino	BRA	5	13	2.6
7	10	LÓPEZ Wilfrido	PAR	5	12	2.4
8	8	RODRIGUEZ Lucas	ARG	5	10	2.0
9	7	FIGUEROA Iván	ARG	5	9	1.8
10	7	ALVES FELIPE Marcos	BRA	5	8	1.6

Note: Next 2 players were tied with AVG of 1.6


SHOTS

Rank	Shirt No.	Name	Team	MP	S	AVG
1	10	ALVES Ricardo	BRA	5	41	8.2
2	8	SILVA Severino	BRA	5	29	5.8
2	5	VELO Silvio	ARG	5	29	5.8
4	10	LÓPEZ Wilfrido	PAR	5	22	4.4
4	9	SILVA João	BRA	5	22	4.4
6	7	GRAJALES Henry	COL	4	14	3.5
7	9	JIMENEZ José	ARG	5	17	3.4
8	8	RODRIGUEZ Lucas	ARG	5	13	2.6
9	7	ALVES FELIPE Marcos	BRA	5	11	2.2
9	7	FIGUEROA Iván	ARG	5	11	2.2

Note: Next player was tied with AVG of 2.2

Legend:

AVG Average per match **MP** Matches Played **S** Shots **SG** Shots on Goal



Futebol de 7
Fútbol de 7
Football 7-A-Side





Medallists

Medallistas / Medalhistas

SAT 18 AUG 2007

GOLD	SILVER	BRONZE
------	--------	--------

BRA - Brazil

- 1 FERREIRA Marcos
- 2 RODRIGUES Jean
- 3 MARINHO Leandro (C)
- 4 GONÇALVES Pedro
- 5 de MORAES Gilberto
- 6 NETO Fermiano
- 7 BRUZZI Fabiano
- 8 PEREIRA Flávio
- 9 ROCHA Luciano
- 10 LIMA Renato
- 11 GUIMARÃES José
- 12 da SILVA Moisés

ARG - Argentina

- 1 NAHUELQUIN Gustavo
- 2 MEDINA Ariel
- 3 MORINIGO Claudio (C)
- 4 GARCIA Sebastian
- 5 MORANA Mariano
- 6 CARDINAL Carlos
- 7 SOSA Mario
- 8 BASTIAS Claudio
- 10 RODRIGUEZ Gabriel
- 11 JAIME Ezequiel
- 12 NUÑEZ Matias

CAN - Canada

- 1 MACDONALD Ross
- 2 PHILLIPS Todd (C)
- 3 KAEMINGK Dan
- 4 DUEHRSEN Chris
- 5 van den BOOGAARD Scott
- 6 SMAJLOVIC Sefik
- 7 HODGSON Dustin
- 11 BROWN Matt
- 12 PHILLIPS III John William
- 14 BURNELL Adam
- 18 BUCKLAND Jeff
- 22 WHITSON Derek

Legend:

(C) Captain

Competition Summary

Resumen de la competición / Sumário da Competição

As of 18 AUG 2007

Group A

Rank	Team	Pts	MP	W	D	L	GF	GA	GD
1	BRA	6	2	2	0	0	22	1	21
2	USA	3	2	1	0	1	7	7	0
3	VEN	0	2	0	0	2	1	22	-21

Team	BRA	USA	VEN
BRA		7:0 (4:0)	15:1 (10:0)
USA	0:7 (0:4)		7:0 (7:0)
VEN	1:15 (0:10)	0:7 (0:7)	

Group B

Rank	Team	Pts	MP	W	D	L	GF	GA	GD
1	ARG	6	2	2	0	0	7	1	6
2	CAN	3	2	1	0	1	10	2	8
3	COL	0	2	0	0	2	0	14	-14

Team	ARG	CAN	COL
ARG		2:1 (0:1)	5:0 (3:0)
CAN	1:2 (1:0)		9:0 (6:0)
COL	0:5 (0:3)	0:9 (0:6)	

Classification

Semi-finals

BRA

Match 7
THU 16 AUG

CAN

ARG

Match 8
THU 16 AUG

USA

Gold Medal Match

BRA 7:0 (4:0)

Match 11
SAT 18 AUG

ARG 2:1 (0:0)

BRA 5:0 (3:0)

Bronze Medal Match

CAN

Match 10
SAT 18 AUG

USA

CAN 1:0 (0:0)

5th - 6th Place

VEN

Match 9
FRI 17 AUG

COL

VEN 2:2 AET (1:1, 0:1) 3:2 PSO

Final Standings

Medal	Rank	Team
Gold	1	BRA
Silver	2	ARG
Bronze	3	CAN
	4	USA
	5	VEN
	6	COL

Note:

If teams are level on points after the first stage, ranking will be decided according to the Competition Regulations.

Legend:

AET	After Extra Time	D	Drawn	GA	Goals Against	GD	Goal Difference
GF	Goals For	L	Lost	MP	Matches Played	PSO	Penalty Shoot-out
Pts	Points	W	Won				

* According to the rule 13.3.4

Team Roster

Formación del Equipo / Escalação das Equipes

As of 12 AUG 2007

ARG - Argentina

No.	Name	Pos	Class	Height m/ft in	Weight kg/lbs	Date of Birth	Club	Intl 'A'	
								Caps	Goals
1	NAHUELQUIN Gustavo	GK	C5			1 NOV 1979	APADIS	0	0
2	MEDINA Ariel	D	C5			1 JAN 1982	CIDELL	0	0
3	MORINIGO Claudio	D	C7			22 APR 1972	CIDELL	0	0
4	GARCIA Sebastian	D	C8			28 AUG 1988	CIDELL	0	0
5	MORANA Mariano	M	C6			26 JUN 1991	CIDELL	0	0
6	CARDINAL Carlos	M	C7			29 MAY 1982	AVIDA	0	0
7	SOSA Mario	F	C8			23 DEC 1975	CIDELL	0	0
8	BASTIAS Claudio	F	C7			25 APR 1979	CIDELL	0	0
10	RODRIGUEZ Gabriel	F	C8			6 OCT 1988	CIDELL	0	0
11	JAIME Ezequiel	D	C7			23 OCT 1984	APADIS	0	0
12	NUÑEZ Matias	GK	C5			9 SEP 1979	CIDELL	0	0

Team average age: 25 years 1 month

Team colours

Shirt
1st: Blue / White
2nd: Blue

Shorts
Black
White

Socks
White
Blue

Coach

SANCHEZ Marcelo (ARG)

Legend:

D	Defender	F	Forward	GK	Goalkeeper	Intl 'A'	International 'A'
M	Midfielder	Pos	Position				



Team Roster

Formación del Equipo / Escalação das Equipes

As of 12 AUG 2007

BRA - Brazil

No.	Name	Pos	Class	Height m/ft in	Weight kg/lbs	Date of Birth	Club	Intl 'A'	
								Matches Caps	Goals
1	FERREIRA Marcos	GK	C7			4 JUL 1978	CAIRA	0	0
2	RODRIGUES Jean	D	C7			19 SEP 1981	CAIRA	0	0
3	MARINHO Leandro	D	C8			24 JUN 1978	ANDEF	0	0
4	GONÇALVES Pedro	D	C8			10 JAN 1979	CAIRA	0	0
5	de MORAES Gilberto	M	C7			18 MAR 1977	CEMDEF	0	0
6	NETO Fermiano	D	C7			30 MAY 1978	CAIRA	0	0
7	BRUZZI Fabiano	F	C7			1 JUL 1980	ANDEF	0	0
8	PEREIRA Flávio	M	C7			18 JAN 1982	CEMDEF	0	0
9	ROCHA Luciano	D	C8			15 JUN 1979	CEMDEF	0	0
10	LIMA Renato	M	C7			13 NOV 1980	CAIRA	0	0
11	GUIMARÃES José	F	C6			22 MAY 1978	IBDD	0	0
12	da SILVA Moisés	GK	C6			19 MAR 1979	ANDEF	0	0

Team average age: 28 years 3 months

Team colours

Shirt
1st: Yellow
2nd: Blue

Shorts
Blue
Yellow

Socks
Blue
Yellow

Coach

CRUZ Paulo (BRA)

Legend:

D	Defender	F	Forward	GK	Goalkeeper	Intl 'A'	International 'A'
M	Midfielder	Pos	Position				

Team Roster

Formación del Equipo / Escalação das Equipes

As of 12 AUG 2007

CAN - Canada

No.	Name	Pos	Class	Height m/ft in	Weight kg/lbs	Date of Birth	Club	Intl 'A'	
								Caps	Goals
1	MACDONALD Ross	GK	C5			24 JUN 1977	N/A	0	0
2	PHILLIPS Todd	D	C8			18 JUL 1965	N/A	0	0
3	KAEMINGK Dan	D	C7			30 APR 1980	N/A	0	0
4	DUEHRSEN Chris	D	C7			15 FEB 1978	SUPER SOCO	0	0
5	van den BOOGAARD Scott	F	C7			29 JUN 1985	N/A	0	0
6	SMAJLOVIC Sefik	M	C8			28 AUG 1963	N/A	0	0
7	HODGSON Dustin	M	C7			20 JAN 1984	KWL UNITED	0	0
11	BROWN Matt	M	C7			18 JAN 1990	N/A	0	0
12	PHILLIPS III John William	D	C7			24 JUL 1991	N/A	0	0
14	BURNELL Adam	D	C7			10 DEC 1975	N/A	0	0
18	BUCKLAND Jeff	F	C8			20 SEP 1968	ROVERS	0	0
22	WHITSON Derek	GK	C5			21 JUN 1989	N/A	0	0

Team average age: 28 years 7 months

Team colours	Shirt	Shorts	Socks
	1st: Red	Red	Red
	2nd: White	White	White

Coach FERGUSON Drew (CAN)

Legend:

D	Defender	F	Forward	GK	Goalkeeper	Intl 'A'	International 'A'
M	Midfielder	Pos	Position				

Team Roster

Formación del Equipo / Escalação das Equipes

As of 12 AUG 2007

COL - Colombia

No.	Name	Pos	Class	Height m/ft in	Weight kg/lbs	Date of Birth	Club	Intl 'A'	
								Caps	Goals
1	BERRIO Carlos	GK	C6			9 JUN 1968	SAMODHI	0	0
2	MAZO John	F	C6			17 JUL 1987		0	0
3	GIRALDO Santiago	D	C7			10 MAY 1979	SAMODHI	0	0
4	PICO Edwin	D	C7			25 OCT 1985	AGUILAS DORADAS	0	0
5	ÑUNGO Antonio	D	C7			10 MAY 1982	ASCOPAR	0	0
6	RODRIGUEZ Guillermo	F	C6			3 DEC 1970	AGUILAS DORADAS	0	0
7	MUÑOZ Jorge	GK	C8			20 SEP 1968	SAMODHI	0	0
8	RIVEROS Oscar	M	C8			1 JUN 1984	META	0	0
9	MORENO Jaime	M	C7			21 FEB 1983	ASCOPAR	0	0
10	ARIZA Jhair	D	C7			21 JAN 1987		0	0
11	RODRIGUEZ Mauricio	F	C7			21 MAY 1982	SAMODHI	0	0
12	SUACHA Juan Carlos	M	C7			16 NOV 1982		0	0

Team average age: 27 years 1 month

Team colours	Shirt	Shorts	Socks
	1st: Yellow	Blue	Red
	2nd: Blue	Red	Yellow

Coach RUBIANO Jose Antonio (COL)

Legend:						
D	Defender	F	Forward	GK	Goalkeeper	Intl 'A'
M	Midfielder	Pos	Position			International 'A'

Team Roster

Formación del Equipo / Escalação das Equipes

As of 12 AUG 2007

USA - United States of America

No.	Name	Pos	Class	Height m/ft in	Weight kg/lbs	Date of Birth	Club	Intl 'A'	
								Matches Caps	Goals
1	JOHNSON Keith	GK	C7			2 JUL 1980	TEXAS RUSH	0	0
2	THEOBALD John	D	C6			3 JAN 1957	N/A	0	0
3	SLEMONS Jason	M	C8			16 NOV 1979	N/A	0	0
4	McCULLOUGH Jon	M	C8			29 NOV 1965	VIRGINIA RUSH	0	0
5	BLUE Josh	F	C6			27 NOV 1978	N/A	0	0
6	AHRENS Chris	F	C7			31 JAN 1984	VIRGINIA RUSH	0	0
7	ARNEAUD Derek	D	C8			12 JUN 1962	HOSTWINDOWS SOCCER CLUB	0	0
8	LATSCH Tommy	M	C7			7 JAN 1985	VIRGINIA RUSH	0	0
9	McKINNEY Joshua	M	C7			18 JAN 1979	VIRGINIA RUSH	0	0
10	VAZQUEZ Marthell	F	C5			8 APR 1987	VIRGINIA RUSH	0	0
11	SCHETKA Shaun	M	C7			22 AUG 1989	NORTH UNITED 90	0	0
12	GARRETT Louis	D	C7			28 SEP 1966	OHIO STATE UNIV. CLUB	0	0

Team average age: 31 years 8 months

Team colours

Shirt
1st: White

Shorts
Black

Socks
Black

Coach

HOFFMAN Jay (USA)

Legend:

D	Defender	F	Forward	GK	Goalkeeper	Intl 'A'	International 'A'
M	Midfielder	Pos	Position				

Team Roster

Formación del Equipo / Escalação das Equipes

As of 12 AUG 2007

VEN - Venezuela

No.	Name	Pos	Class	Height m/ft in	Weight kg/lbs	Date of Birth	Club	Intl 'A'	
								Matches Caps	Goals
1	CARRASQUEL Carlos	GK	C8			4 JUL 1988		0	0
4	ALVARADO Juan	D	C7			23 AUG 1988	VSENCIA	0	0
5	HERNANDEZ Javier	F	C7			21 SEP 1986	VALENCIA	0	0
6	RICO Pedro	M	C7			13 JAN 1989	VALENCIA	0	0
7	ARANGUREN Johnny	F	C7			23 OCT 1983		0	0
8	SOCORRO Pedro	D	C7			24 AUG 1969	VALENCIA	0	0
9	MENDOZA Wuairon	D	C7			5 OCT 1990	BARQUISIMETO	0	0
10	SANGRONIS Jose	M	C8			22 JUN 1986	BARQUISIMETO	0	0
11	CANTILLO Richard	F	C7			5 DEC 1989		0	0
12	ADARFIO Antony	GK	C6			31 AUG 1983		0	0

Team average age: 21 years 7 months

Team colours

Shirt
1st: Red
2nd: White

Shorts
White
Red

Socks
Red
White

Coach

ORELLANA Pedro (VEN)

Legend:

D	Defender	F	Forward	GK	Goalkeeper	Intl 'A'	International 'A'
M	Midfielder	Pos	Position				



Start List

Lista de salida / Lista de Largada

USA - BRA

Referee: ESTEBAN Jorge Eduardo (ARG)
4th Official: LOPES Juliano (BRA)
Match Commissioner:

Assistant Referee 1: ALVES Cassia (BRA)
Assistant Referee 2: GOMES Marcus Vinicius (BRA)
General Coordinator:

USA - United States of America						Shirts: White		Shorts: White		Socks: White					
No.	Name	ST	Pos	Class	Date of Birth	Height m/ft in	Weight kg/lbs	Competition Statistics							
								MP	Min	GF	GA	Y	R		
1	JOHNSON Keith		GK	C7	2 JUL 1980										
2	THEOBALD John		D	C6	3 JAN 1957										
7	ARNEAUD Derek		D	C8	12 JUN 1962										
4	McCULLOUGH Jon		M	C8	29 NOV 1965										
9	McKINNEY Joshua (C)		M	C7	18 JAN 1979										
6	AHRENS Chris		F	C7	31 JAN 1984										
10	VAZQUEZ Marthell		F	C5	8 APR 1987										
Substitutes															
3	SLEMONS Jason		M	C8	16 NOV 1979										
5	BLUE Josh		F	C6	27 NOV 1978										
8	LATSCH Tommy		M	C7	7 JAN 1985										
11	SCHETKA Shaun		M	C7	22 AUG 1989										
12	GARRETT Louis		D	C7	28 SEP 1966										
Coach: HOFFMAN Jay (USA)															

BRA - Brazil						Shirts: Yellow		Shorts: Blue		Socks: Yellow					
No.	Name	ST	Pos	Class	Date of Birth	Height m/ft in	Weight kg/lbs	Competition Statistics							
								MP	Min	GF	GA	Y	R		
1	FERREIRA Marcos		GK	C7	4 JUL 1978										
2	RODRIGUES Jean		D	C7	19 SEP 1981										
3	MARINHO Leandro (C)		D	C8	24 JUN 1978										
6	NETO Fermiano		D	C7	30 MAY 1978										
9	ROCHA Luciano		D	C8	15 JUN 1979										
7	BRUZZI Fabiano		F	C7	1 JUL 1980										
11	GUIMARÃES José		F	C6	22 MAY 1978										
Substitutes															
4	GONÇALVES Pedro		D	C8	10 JAN 1979										
8	PEREIRA Flávio		M	C7	18 JAN 1982										
10	LIMA Renato		M	C7	13 NOV 1980										
12	da SILVA Moisés		GK	C6	19 MAR 1979										
5	de MORAES Gilberto	N	M	C7	18 MAR 1977										
Coach: CRUZ Paulo (BRA)															

Legend:

A	Absent	(C)	Captain	D	Defender	F	Forward
GA	Goals Against	GF	Goals For	GK	Goalkeeper	I	Injured
M	Midfielder	Min	Minutes Played	MP	Matches Played	N	Not eligible to play
Pos	Position	R	Expulsions (Red Cards)	ST	Status		
X	Misses next match if booked			Y	Cautions (Yellow Cards)		

Start List

Lista de salida / Lista de Largada

ARG - CAN

Referee: GONZALEZ Guido G. (USA) **Assistant Referee 1:** BENEVENUTO Igor Junio (BRA)
4th Official: CARDOSO Renato (BRA) **Assistant Referee 2:** SANTOS Alexandre (BRA)
Match Commissioner: **General Coordinator:**

ARG - Argentina						Shirts: Blue	Shorts: White	Socks: Blue	Competition Statistics					
No.	Name	ST	Pos	Class	Date of Birth	Height m/ft in	Weight kg/lbs	MP	Min	GF	GA	Y	R	
1	NAHUELQUIN Gustavo		GK	C5	1 NOV 1979									
2	MEDINA Ariel		D	C5	1 JAN 1982									
3	MORINIGO Claudio (C)		D	C7	22 APR 1972									
11	JAIME Ezequiel		D	C7	23 OCT 1984									
5	MORANA Mariano		M	C6	26 JUN 1991									
6	CARDINAL Carlos		M	C7	29 MAY 1982									
7	SOSA Mario		F	C8	23 DEC 1975									
Substitutes														
4	GARCIA Sebastian		D	C8	28 AUG 1988									
8	BASTIAS Claudio		F	C7	25 APR 1979									
10	RODRIGUEZ Gabriel		F	C8	6 OCT 1988									
12	NUÑEZ Matias		GK	C5	9 SEP 1979									
Coach: SANCHEZ Marcelo (ARG)														

CAN - Canada						Shirts: Red	Shorts: Red	Socks: Red	Competition Statistics					
No.	Name	ST	Pos	Class	Date of Birth	Height m/ft in	Weight kg/lbs	MP	Min	GF	GA	Y	R	
1	MACDONALD Ross		GK	C5	24 JUN 1977									
2	PHILLIPS Todd (C)		D	C8	18 JUL 1965									
4	DUEHRSEN Chris		D	C7	15 FEB 1978									
6	SMAJLOVIC Sefik		M	C8	28 AUG 1963									
7	HODGSON Dustin		M	C7	20 JAN 1984									
11	BROWN Matt		M	C7	18 JAN 1990									
5	van den BOOGAARD Scott		F	C7	29 JUN 1985									
Substitutes														
3	KAEMINGK Dan		D	C7	30 APR 1980									
12	PHILLIPS III John William		D	C7	24 JUL 1991									
14	BURNELL Adam		D	C7	10 DEC 1975									
18	BUCKLAND Jeff		F	C8	20 SEP 1968									
22	WHITSON Derek		GK	C5	21 JUN 1989									
Coach: FERGUSON Drew (CAN)														

Legend:

A	Absent	(C)	Captain	D	Defender	F	Forward
GA	Goals Against	GF	Goals For	GK	Goalkeeper	I	Injured
M	Midfielder	Min	Minutes Played	MP	Matches Played	N	Not eligible to play
Pos	Position	R	Expulsions (Red Cards)	ST	Status		
X	Misses next match if booked			Y	Cautions (Yellow Cards)		



Start List

Lista de salida / Lista de Largada

ARG - COL

Referee: CARDOSO Renato (BRA)
4th Official: GONZALEZ Guido G. (USA)
Match Commissioner:

Assistant Referee 1: ALVES Cassia (BRA)
Assistant Referee 2: GOMES Marcus Vinicius (BRA)
General Coordinator:

ARG - Argentina						Shirts: Blue / White	Shorts: Black	Socks: White						
No.	Name	ST	Pos	Class	Date of Birth	Height m/ft in	Weight kg/lbs	Competition Statistics						
								MP	Min	GF	GA	Y	R	
12	NUÑEZ Matias		GK	C5	9 SEP 1979									
3	MORINIGO Claudio (C)		D	C7	22 APR 1972			1	60	1				
4	GARCIA Sebastian		D	C8	28 AUG 1988									
11	JAIME Ezequiel		D	C7	23 OCT 1984			1	60					
6	CARDINAL Carlos		M	C7	29 MAY 1982			1	30					
8	BASTIAS Claudio		F	C7	25 APR 1979			1	30					
10	RODRIGUEZ Gabriel		F	C8	6 OCT 1988									
Substitutes														
1	NAHUELQUIN Gustavo		GK	C5	1 NOV 1979			1	60		1			
2	MEDINA Ariel		D	C5	1 JAN 1982			1	60					
5	MORANA Mariano		M	C6	26 JUN 1991			1	60	1				
7	SOSA Mario		F	C8	23 DEC 1975			1	60					
Coach: SANCHEZ Marcelo (ARG)														

COL - Colombia						Shirts: Yellow	Shorts: Blue	Socks: Red						
No.	Name	ST	Pos	Class	Date of Birth	Height m/ft in	Weight kg/lbs	Competition Statistics						
								MP	Min	GF	GA	Y	R	
7	MUÑOZ Jorge		GK	C8	20 SEP 1968									
3	GIRALDO Santiago		D	C7	10 MAY 1979									
5	ÑUNGO Antonio		D	C7	10 MAY 1982									
10	ARIZA Jhair		D	C7	21 JAN 1987									
8	RIVEROS Oscar		M	C8	1 JUN 1984									
9	MORENO Jaime (C)		M	C7	21 FEB 1983									
6	RODRIGUEZ Guillermo		F	C6	3 DEC 1970									
Substitutes														
1	BERRIO Carlos		GK	C6	9 JUN 1968									
2	MAZO John		F	C6	17 JUL 1987									
4	PICO Edwin		D	C7	25 OCT 1985									
11	RODRIGUEZ Mauricio		F	C7	21 MAY 1982									
12	SUACHA Juan Carlos		M	C7	16 NOV 1982									
Coach: RUBIANO Jose Antonio (COL)														

Legend:

A	Absent	(C)	Captain	D	Defender	F	Forward
GA	Goals Against	GF	Goals For	GK	Goalkeeper	I	Injured
M	Midfielder	Min	Minutes Played	MP	Matches Played	N	Not eligible to play
Pos	Position	R	Expulsions (Red Cards)	ST	Status		
X	Misses next match if booked			Y	Cautions (Yellow Cards)		



Start List

Lista de salida / Lista de Largada

USA - VEN

Referee: LOPES Juliano (BRA) **Assistant Referee 1:** BENEVENUTO Igor Junio (BRA)
4th Official: ESTEBAN Jorge Eduardo (ARG) **Assistant Referee 2:** SANTOS Alexandre (BRA)
Match Commissioner: **General Coordinator:**

USA - United States of America						Shirts: White		Shorts: Blue		Socks: White					
No.	Name	ST	Pos	Class	Date of Birth	Height m/ft in	Weight kg/lbs	Competition Statistics							
								MP	Min	GF	GA	Y	R		
1	JOHNSON Keith		GK	C7	2 JUL 1980			1	60		7				
7	ARNEAUD Derek		D	C8	12 JUN 1962			1	51						
4	McCULLOUGH Jon		M	C8	29 NOV 1965			1	60						
9	McKINNEY Joshua (C)		M	C7	18 JAN 1979			1	60						
5	BLUE Josh		F	C6	27 NOV 1978										
6	AHRENS Chris		F	C7	31 JAN 1984			1	60						
10	VAZQUEZ Marthell		F	C5	8 APR 1987			1	60						
Substitutes															
2	THEOBALD John		D	C6	3 JAN 1957			1	44						
3	SLEMONS Jason		M	C8	16 NOV 1979			1	9						
8	LATSCH Tommy		M	C7	7 JAN 1985			1	16						
11	SCHETKA Shaun		M	C7	22 AUG 1989										
12	GARRETT Louis		D	C7	28 SEP 1966										
Coach: HOFFMAN Jay (USA)															

VEN - Venezuela						Shirts: Red		Shorts: Red		Socks: Red					
No.	Name	ST	Pos	Class	Date of Birth	Height m/ft in	Weight kg/lbs	Competition Statistics							
								MP	Min	GF	GA	Y	R		
12	ADARFIO Antony		GK	C6	31 AUG 1983										
1	CARRASQUEL Carlos		D	C8	4 JUL 1988										
4	ALVARADO Juan		D	C7	23 AUG 1988										
8	SOCORRO Pedro		D	C7	24 AUG 1969										
9	MENDOZA Wuairon		D	C7	5 OCT 1990										
6	RICO Pedro		M	C7	13 JAN 1989										
10	SANGRONIS Jose (C)		M	C8	22 JUN 1986										
Substitutes															
5	HERNANDEZ Javier		F	C7	21 SEP 1986										
7	ARANGUREN Johnny		F	C7	23 OCT 1983										
11	CANTILLO Richard		F	C7	5 DEC 1989										
Coach: ORELLANA Pedro (VEN)															

Legend:

A	Absent	(C)	Captain	D	Defender	F	Forward
GA	Goals Against	GF	Goals For	GK	Goalkeeper	I	Injured
M	Midfielder	Min	Minutes Played	MP	Matches Played	N	Not eligible to play
Pos	Position	R	Expulsions (Red Cards)	ST	Status		
X	Misses next match if booked			Y	Cautions (Yellow Cards)		



Start List

Lista de salida / Lista de Largada

CORRECTED

BRA - VEN

Referee: ALVES Cassia (BRA)
4th Official: LOPES Juliano (BRA)
Match Commissioner:

Assistant Referee 1: BARBISSAN Jorge Eduardo (ARG)
Assistant Referee 2: SANTOS Alexandre (BRA)
General Coordinator:

BRA - Brazil		Shirts: Blue				Shorts: Yellow		Socks: Blue						
No.	Name	ST	Pos	Class	Date of Birth	Height m/ft in	Weight kg/lbs	Competition Statistics						
								MP	Min	GF	GA	Y	R	
12	da SILVA Moisés		GK	C6	19 MAR 1979						1			
2	RODRIGUES Jean		D	C7	9 SEP 1981			1	50					
3	MARINHO Leandro (C)		D	C8	24 JUN 1978			1	60	2				
9	ROCHA Luciano		D	C8	15 JUN 1979			1	48	4				
10	LIMA Renato		M	C7	13 NOV 1980			1	16	3				
7	BRUZZI Fabiano	X	F	C7	1 JUL 1980			1	44	6			1	
11	GUIMARÃES José		F	C6	22 MAY 1978			1	60	2				
Substitutes														
1	FERREIRA Marcos		GK	C7	4 JUL 1978			1	60					
4	GONÇALVES Pedro		D	C8	10 JAN 1979			1	12	1				
5	de MORAES Gilberto		M	C7	18 MAR 1977					1				
6	NETO Fermiano		D	C8	30 MAY 1978			1	60					
8	PEREIRA Flávio		M	C7	18 JAN 1982			1	10	1				
Coach: CRUZ Paulo (BRA)														

VEN - Venezuela		Shirts: Red				Shorts: White		Socks: White						
No.	Name	ST	Pos	Class	Date of Birth	Height m/ft in	Weight kg/lbs	Competition Statistics						
								MP	Min	GF	GA	Y	R	
1	CARRASQUEL Carlos		GK	C8	4 JUL 1988			1	60		15			
4	ALVARADO Juan		D	C7	23 AUG 1988			1	59					
8	SOCORRO Pedro		D	C7	24 AUG 1969			1	30					
9	MENDOZA Wuairon		D	C7	5 OCT 1990			1	59					
6	SUAREZ Pedro		M	C7	13 JAN 1989			1	60					
10	SANGRONIS Jose (C)		M	C8	22 JUN 1986			1	60	1				
5	HERNANDEZ Javier		F	C7	21 SEP 1986			1	30					
Substitutes														
7	ARANGUREN Johnny		F	C7	23 OCT 1983			1	1					
11	CANTILLO Richard		F	C7	5 DEC 1989			1	1					
12	ADARFIO Antony		D	C6	31 AUG 1983			1	60		7			
Coach: ORELLANA Pedro (VEN)														

Legend:

A	Absent	(C)	Captain	D	Defender	F	Forward
GA	Goals Against	GF	Goals For	GK	Goalkeeper	I	Injured
M	Midfielder	Min	Minutes Played	MP	Matches Played	N	Not eligible to play
Pos	Position	R	Expulsions (Red Cards)	ST	Status		
X	Misses next match if booked			Y	Cautions (Yellow Cards)		



Start List

Lista de salida / Lista de Largada

CORRECTED

CAN - COL

Referee: BENEVENUTO Igor Junio (BRA)
4th Official: CARDOSO Renato (BRA)
Match Commissioner:

Assistant Referee 1: GONZALEZ Guido G. (USA)
Assistant Referee 2: GOMES Marcus Vinicius (BRA)
General Coordinator:

CAN - Canada						Shirts: White		Shorts: White		Socks: White					
No.	Name	ST	Pos	Class	Date of Birth	Height m/ft in	Weight kg/lbs	Competition Statistics							
								MP	Min	GF	GA	Y	R		
22	WHITSON Derek		GK	C5	21 JUN 1989										
2	PHILLIPS Todd (C)		D	C8	18 JUL 1965			1	60						
4	DUEHRSEN Chris		D	C7	15 FEB 1978			1	60						
6	SMAJLOVIC Sefik		M	C8	28 AUG 1963			1	60	1					
7	HODGSON Dustin		M	C7	20 JAN 1984			1	60						
11	BROWN Matt		M	C7	18 JAN 1990			1	60						
5	van den BOOGAARD Scott	X	F	C7	29 JUN 1985			1	53					1	
Substitutes															
1	MACDONALD Ross		GK	C5	24 JUN 1977			1	60			2			
3	KAEMINGK Dan		D	C7	30 APR 1980										
12	PHILLIPS III John William (C)		D	C7	24 JUL 1991			1	7						
14	BURNELL Adam		D	C7	10 DEC 1975										
18	BUCKLAND Jeff		F	C8	20 SEP 1968										
Coach: FERGUSON Drew (CAN)															

COL - Colombia						Shirts: Blue		Shorts: Red		Socks: Yellow					
No.	Name	ST	Pos	Class	Date of Birth	Height m/ft in	Weight kg/lbs	Competition Statistics							
								MP	Min	GF	GA	Y	R		
7	MUÑOZ Jorge		GK	C8	20 SEP 1968			1	60		5				
3	GIRALDO Santiago		D	C7	10 MAY 1970			1	60						
5	ÑUNGO Antonio		D	C7	10 MAY 1982			1	60						
10	ARIZA Jhair		D	C7	27 NOV 1979			1	60						
8	RIVEROS Oscar		M	C8	1 JUN 1984			1	51						
9	MORENO Jaime (C)		M	C7	21 FEB 1983			1	60						
6	RODRIGUEZ Guillermo		F	C6	3 DEC 1970			1	60						
Substitutes															
1	BERRIO Carlos		GK	C6	9 JUN 1968										
4	PICO Edwin		D	C7	25 OCT 1985										
11	RODRIGUEZ Mauricio		F	C7	21 MAY 1982			1	9						
2	MAZO John	N	F	C6	17 JUL 1987										
12	SUACHA Juan Carlos	N	M	C7	16 NOV 1982										
Coach: RUBIANO Jose Antonio (COL)															

Legend:

A	Absent	(C)	Captain	D	Defender	F	Forward
GA	Goals Against	GF	Goals For	GK	Goalkeeper	I	Injured
M	Midfielder	Min	Minutes Played	MP	Matches Played	N	Not eligible to play
Pos	Position	R	Expulsions (Red Cards)	ST	Status		
X	Misses next match if booked			Y	Cautions (Yellow Cards)		

Start List

Lista de salida / Lista de Largada

BRA - CAN

Referee: BARBISSAN Jorge Eduardo (ARG) **Assistant Referee 1:** ALVES Cassia (BRA)
4th Official: GONZALEZ Guido G. (USA) **Assistant Referee 2:** SANTOS Alexandre (BRA)
Match Commissioner: **General Coordinator:**

BRA - Brazil		Shirts: Yellow				Shorts: Blue		Socks: Yellow						
No.	Name	ST	Pos	Class	Date of Birth	Height m/ft in	Weight kg/lbs	Competition Statistics						
								MP	Min	GF	GA	Y	R	
1	FERREIRA Marcos		GK	C7	4 JUL 1978			1	60					
2	RODRIGUES Jean		D	C7	9 SEP 1981			2	70					
3	MARINHO Leandro (C)		D	C8	24 JUN 1978			2	120	2				
9	ROCHA Luciano		D	C8	15 JUN 1979			2	78	4				
10	LIMA Renato		M	C7	13 NOV 1980			2	76	3				
7	BRUZZI Fabiano	X	F	C7	1 JUL 1980			2	74	6			1	
11	GUIMARÃES José		F	C6	22 MAY 1978			2	120	2				
Substitutes														
4	GONÇALVES Pedro		D	C8	10 JAN 1979			2	42	1				
5	de MORAES Gilberto		M	C8	18 MAR 1977			1	40	1				
6	NETO Fermiano		D	C8	30 MAY 1978			1	60					
8	PEREIRA Flávio		M	C7	18 JAN 1982			2	40	1				
12	da SILVA Moisés		GK	C6	19 MAR 1979			1	60		1			
Coach: CRUZ Paulo (BRA)														

CAN - Canada		Shirts: White				Shorts: White		Socks: White						
No.	Name	ST	Pos	Class	Date of Birth	Height m/ft in	Weight kg/lbs	Competition Statistics						
								MP	Min	GF	GA	Y	R	
1	MACDONALD Ross		GK	C5	24 JUN 1977			1	60		2			
2	PHILLIPS Todd (C)		D	C8	18 JUL 1965			2	120					
4	DUEHRSEN Chris		D	C7	15 FEB 1978			2	98					
6	SMAJLOVIC Sefik		M	C8	28 AUG 1963			2	81	1				
7	HODGSON Dustin	X	M	C7	20 JAN 1984			2	120	3			1	
11	BROWN Matt		M	C7	18 JAN 1990			2	103	2				
5	van den BOOGAARD Scott	X	F	C7	29 JUN 1985			2	113	3			1	
Substitutes														
3	KAEMINGK Dan		D	C7	30 APR 1980									
12	PHILLIPS III John William		D	C7	24 JUL 1991			2	29					
14	BURNELL Adam		D	C7	10 DEC 1975			1	17					
18	BUCKLAND Jeff		F	C8	20 SEP 1968			1	39	1				
22	WHITSON Derek		GK	C5	21 JUN 1989			1	60					
Coach: FERGUSON Drew (CAN)														

Legend:

A	Absent	(C)	Captain	D	Defender	F	Forward
GA	Goals Against	GF	Goals For	GK	Goalkeeper	I	Injured
M	Midfielder	Min	Minutes Played	MP	Matches Played	N	Not eligible to play
Pos	Position	R	Expulsions (Red Cards)	ST	Status		
X	Misses next match if booked			Y	Cautions (Yellow Cards)		



Start List

Lista de salida / Lista de Largada

ARG - USA

Referee: CARDOSO Renato (BRA)
4th Official: LOPES Juliano (BRA)
Match Commissioner:

Assistant Referee 1: BENEVENUTO Igor Junio (BRA)
Assistant Referee 2: GOMES Marcus Vinicius (BRA)
General Coordinator:

ARG - Argentina						Shirts: White	Shorts: Black	Socks: Blue						
No.	Name	ST	Pos	Class	Date of Birth	Height m/ft in	Weight kg/lbs	Competition Statistics						
								MP	Min	GF	GA	Y	R	
1	NAHUELQUIN Gustavo		GK	C5	1 NOV 1979			1	60		1			
2	MEDINA Ariel		D	C5	1 OCT 1982			1	60					
3	MORINIGO Claudio (C)		D	C7	22 APR 1972			2	120	1				
11	JAIME Ezequiel		D	C7	22 OCT 1984			2	120					
5	MORANA Mariano		M	C6	26 JUN 1991			2	67	2				
7	SOSA Mario		F	C8	23 DEC 1975			1	60					
8	BASTIAS Claudio		F	C7	25 APR 1979			2	90	1				
Substitutes														
4	GARCIA Sebastian		D	C8	26 JUN 1988			1	60					
6	CARDINAL Carlos		M	C7	29 MAY 1982			2	90	1				
10	RODRIGUEZ Gabriel		F	C8	6 OCT 1988			1	53	2				
12	NUÑEZ Matias		GK	C5	9 SEP 1979			1	60					
Coach: SANCHEZ Marcelo (ARG)														

USA - United States of America						Shirts: Blue	Shorts: White	Socks: Dark Blue						
No.	Name	ST	Pos	Class	Date of Birth	Height m/ft in	Weight kg/lbs	Competition Statistics						
								MP	Min	GF	GA	Y	R	
1	JOHNSON Keith		GK	C7	2 JUL 1980			2	120		7			
2	THEOBALD John		D	C6	3 JAN 1957			1	44					
7	ARNEAUD Derek		D	C8	12 JUN 1962			2	75					
12	GARRETT Louis		D	C7	28 SEP 1966									
4	McCULLOUGH Jon		M	C8	29 NOV 1965			2	85					
9	McKINNEY Joshua (C)		M	C7	18 JAN 1979			2	120	2				
10	VAZQUEZ Marthell		F	C5	8 APR 1987			2	120	3				
Substitutes														
3	SLEMONS Jason		M	C8	16 NOV 1979			2	45					
5	BLUE Josh		F	C6	27 NOV 1978			1	30	2				
6	AHRENS Chris		F	C8	31 JAN 1984			2	120					
8	LATSCH Tommy		M	C7	7 JAN 1985			2	46					
11	SCHETKA Shaun		M	C7	22 AUG 1989			1	35					
Coach: HOFFMAN Jay (USA)														

Legend:

A	Absent	(C)	Captain	D	Defender	F	Forward
GA	Goals Against	GF	Goals For	GK	Goalkeeper	I	Injured
M	Midfielder	Min	Minutes Played	MP	Matches Played	N	Not eligible to play
Pos	Position	R	Expulsions (Red Cards)	ST	Status		
X	Misses next match if booked			Y	Cautions (Yellow Cards)		



Start List

Lista de salida / Lista de Largada

VEN - COL

Referee: ALVES Cassia (BRA)
4th Official: CARDOSO Renato (BRA)
Match Commissioner:

Assistant Referee 1: BENEVENUTO Igor Junio (BRA)
Assistant Referee 2: GOMES Marcus Vinicius (BRA)
General Coordinator:

VEN - Venezuela						Shirts: White		Shorts: White		Socks: White					
No.	Name	ST	Pos	Class	Date of Birth	Height m/ft in	Weight kg/lbs	Competition Statistics							
								MP	Min	GF	GA	Y	R		
1	CARRASQUEL Carlos		GK	C8	4 JUL 1988			2	120		15				
4	ALVARADO Juan		D	C7	23 AUG 1988			2	105						
8	SOCORRO Pedro		D	C7	24 AUG 1969			2	90						
9	MENDOZA Wuairon		D	C7	5 OCT 1990			2	119						
6	SUAREZ Pedro		M	C7	13 JAN 1989			2	90						
10	SANGRONIS Jose (C)		M	C8	22 JUN 1986			2	120	1					
5	HERNANDEZ Javier		F	C7	21 SEP 1986			2	90						
Substitutes															
7	ARANGUREN Johnny		F	C7	23 OCT 1983			2	31						
11	CANTILLO Richard		F	C7	5 DEC 1989			2	15						
12	ADARFIO Antony		GK	C6	31 AUG 1983			1	60		7				
Coach: ORELLANA Pedro (VEN)															

COL - Colombia						Shirts: Yellow		Shorts: Blue		Socks: Red					
No.	Name	ST	Pos	Class	Date of Birth	Height m/ft in	Weight kg/lbs	Competition Statistics							
								MP	Min	GF	GA	Y	R		
7	MUÑOZ Jorge		GK	C8	20 SEP 1968			2	120		14				
1	BERRIO Carlos		D	C6	9 JUN 1968										
3	GIRALDO Santiago		D	C7	10 MAY 1970			2	120						
4	PICO Edwin		D	C7	25 OCT 1985			1	30						
5	ÑUNGO Antonio	X	D	C7	10 MAY 1982			2	120			1			
8	RIVEROS Oscar		M	C8	1 JUN 1984			2	111						
9	MORENO Jaime (C)		M	C7	21 FEB 1983			2	90						
Substitutes															
6	RODRIGUEZ Guillermo		F	C6	3 DEC 1970			2	120						
10	ARIZA Jhair		D	C7	27 NOV 1979			2	96						
11	RODRIGUEZ Mauricio		F	C7	21 MAY 1982			2	33						
2	MAZO John	N	F	C6	17 JUL 1987										
12	SUACHA Juan Carlos	N	M	C7	16 NOV 1982										
Coach: RUBIANO Jose Antonio (COL)															

Legend:

A	Absent	(C)	Captain	D	Defender	F	Forward
GA	Goals Against	GF	Goals For	GK	Goalkeeper	I	Injured
M	Midfielder	Min	Minutes Played	MP	Matches Played	N	Not eligible to play
Pos	Position	R	Expulsions (Red Cards)	ST	Status		
X	Misses next match if booked			Y	Cautions (Yellow Cards)		



Start List

Lista de salida / Lista de Largada

CAN - USA

Referee: LOPES Juliano (BRA)
4th Official: CARDOSO Renato (BRA)
Match Commissioner:

Assistant Referee 1: BARBISSAN Jorge Eduardo (ARG)
Assistant Referee 2: BENEVENUTO Igor Junio (BRA)
General Coordinator:

CAN - Canada						Shirts: Red	Shorts: Red	Socks: Red						
No.	Name	ST	Pos	Class	Date of Birth	Height m/ft in	Weight kg/lbs	Competition Statistics						
								MP	Min	GF	GA	Y	R	
1	MACDONALD Ross		GK	C5	24 JUN 1977			2	118		9			
2	PHILLIPS Todd (C)		D	C8	18 JUL 1965			3	180					
4	DUEHRSEN Chris		D	C7	15 FEB 1978			3	156					
6	SMAJLOVIC Sefik		M	C8	28 AUG 1963			3	141	1				
7	HODGSON Dustin	X	M	C7	20 JAN 1984			3	180	3			1	
11	BROWN Matt		M	C7	18 JAN 1990			3	163	2				
5	van den BOOGAARD Scott	X	F	C7	29 JUN 1985			3	161	3			1	
Substitutes														
3	KAEMINGK Dan		D	C7	30 APR 1980			1	2					
12	PHILLIPS III John William		D	C7	24 JUL 1991			3	41					
14	BURNELL Adam		D	C7	10 DEC 1975			1	17					
18	BUCKLAND Jeff		F	C8	20 SEP 1968			1	39	1				
22	WHITSON Derek		GK	C5	21 JUN 1989			2	62					
Coach: FERGUSON Drew (CAN)														

USA - United States of America						Shirts: White	Shorts: Blue	Socks: White						
No.	Name	ST	Pos	Class	Date of Birth	Height m/ft in	Weight kg/lbs	Competition Statistics						
								MP	Min	GF	GA	Y	R	
1	JOHNSON Keith		GK	C7	2 JUL 1980			3	180		9			
2	THEOBALD John	X	D	C6	3 JAN 1957			2	99				1	
7	ARNEAUD Derek	X	D	C8	12 JUN 1962			3	135				1	
12	GARRETT Louis	X	D	C7	28 SEP 1966			1	60				1	
4	McCULLOUGH Jon	X	M	C8	29 NOV 1965			3	145	1			1	
9	McKINNEY Joshua (C)		M	C7	18 JAN 1979			3	180	2				
10	VAZQUEZ Marthell	X	F	C5	8 APR 1987			3	180	3			1	
Substitutes														
3	SLEMONS Jason		M	C8	16 NOV 1979			2	45					
5	BLUE Josh		F	C6	27 NOV 1978			2	35	2				
6	AHRENS Chris		F	C8	31 JAN 1984			2	120					
8	LATSCH Tommy		M	C7	7 JAN 1985			2	46					
11	SCHETKA Shaun		M	C7	22 AUG 1989			1	35					
Coach: HOFFMAN Jay (USA)														

Legend:

A	Absent	(C)	Captain	D	Defender	F	Forward
GA	Goals Against	GF	Goals For	GK	Goalkeeper	I	Injured
M	Midfielder	Min	Minutes Played	MP	Matches Played	N	Not eligible to play
Pos	Position	R	Expulsions (Red Cards)	ST	Status		
X	Misses next match if booked			Y	Cautions (Yellow Cards)		



Start List

Lista de salida / Lista de Largada

BRA - ARG

Referee: GONZALEZ Guido G. (USA)
4th Official: ALVES Cassia (BRA)
Match Commissioner:

Assistant Referee 1: SANTOS Alexandre (BRA)
Assistant Referee 2: GOMES Marcus Vinicius (BRA)
General Coordinator:

BRA - Brazil		Shirts: Yellow			Shorts: Yellow			Socks: Yellow						
No.	Name	ST	Pos	Class	Date of Birth	Height m/ft in	Weight kg/lbs	Competition Statistics						
								MP	Min	GF	GA	Y	R	
1	FERREIRA Marcos		GK	C7	4 JUL 1978			2	120					
2	RODRIGUES Jean		D	C7	9 SEP 1981			3	130					
3	MARINHO Leandro (C)		D	C8	24 JUN 1978			3	150	2				
9	ROCHA Luciano		D	C8	15 JUN 1979			3	122	7				
10	LIMA Renato		M	C7	13 NOV 1980			3	136	3				
7	BRUZZI Fabiano	X	F	C7	1 JUL 1980			3	104	7			1	
11	GUIMARÃES José		F	C6	22 MAY 1978			3	180	4				
Substitutes														
4	GONÇALVES Pedro		D	C8	10 JAN 1979			2	42	1				
5	de MORAES Gilberto		M	C8	18 MAR 1977			2	56	1				
6	NETO Fermiano		D	C8	30 MAY 1978			2	90					
8	PEREIRA Flávio		M	C7	18 JAN 1982			3	70	2				
12	da SILVA Moisés		GK	C6	19 MAR 1979			1	60		1			
Coach: CRUZ Paulo (BRA)														

ARG - Argentina		Shirts: Blue			Shorts: White			Socks: Blue						
No.	Name	ST	Pos	Class	Date of Birth	Height m/ft in	Weight kg/lbs	Competition Statistics						
								MP	Min	GF	GA	Y	R	
1	NAHUELQUIN Gustavo		GK	C5	1 NOV 1979			2	120		2			
2	MEDINA Ariel		D	C5	1 OCT 1982			2	120					
3	MORINIGO Claudio (C)		D	C7	22 APR 1972			3	180	1				
11	JAIME Ezequiel		D	C7	22 OCT 1984			3	180					
5	MORANA Mariano	X	M	C6	26 JUN 1991			3	127	4			1	
6	CARDINAL Carlos	X	M	C7	29 MAY 1982			3	93	1			1	
7	SOSA Mario		F	C8	23 DEC 1975			2	120					
Substitutes														
4	GARCIA Sebastian		D	C8	26 JUN 1988			1	60					
8	BASTIAS Claudio		F	C7	25 APR 1979			3	147	1				
10	RODRIGUEZ Gabriel		F	C8	6 OCT 1988			1	53	2				
12	NUÑEZ Matias		GK	C5	9 SEP 1979			1	60					
Coach: SANCHEZ Marcelo (ARG)														

Legend:

A	Absent	(C)	Captain	D	Defender	F	Forward
GA	Goals Against	GF	Goals For	GK	Goalkeeper	I	Injured
M	Midfielder	Min	Minutes Played	MP	Matches Played	N	Not eligible to play
Pos	Position	R	Expulsions (Red Cards)	ST	Status		
X	Misses next match if booked			Y	Cautions (Yellow Cards)		



Match Report

Informe del partido / Relatório da partida

USA - BRA 0:7 (0:4)

Match Officials:

Referee: ESTEBAN Jorge Eduardo (ARG)
4th Official: LOPES Juliano (BRA)
Match Commissioner:

Assistant Referee 1: ALVES Cassia (BRA)
Assistant Referee 2: GOMES Marcus Vinicius (BRA)
General Coordinator:

Goals Scored:

ROCHA Luciano (BRA) 4', MARINHO Leandro (BRA) 10' penalty goal, THEOBALD John (USA) 20' own goal, BRUZZI Fabiano (BRA) 21', BRUZZI Fabiano (BRA) 41', THEOBALD John (USA) 43' own goal, GUIMARÃES José (BRA) 46'

USA - United States of America

[1] JOHNSON Keith (GK)
[2] THEOBALD John (-44')
[4] McCULLOUGH Jon
[6] AHRENS Chris
[7] ARNEAUD Derek (-51')
[9] McKINNEY Joshua (C)
[10] VAZQUEZ Marthell

Substitutes:

[3] SLEMONS Jason (+51')
[5] BLUE Josh
[8] LATSCH Tommy (+44')
[11] SCHETKA Shaun
[12] GARRETT Louis

Coach: HOFFMAN Jay (USA)

Cautions:

BRUZZI Fabiano (BRA) 18'

Expulsions:

None

Additional Time:

first half: 0 min., second half: 1 min.

BRA - Brazil

[1] FERREIRA Marcos (GK)
[2] RODRIGUES Jean (-50')
[3] MARINHO Leandro (C)
[6] NETO Fermiano
[7] BRUZZI Fabiano (-44')
[9] ROCHA Luciano (-48')
[11] GUIMARÃES José

Substitutes:

[4] GONÇALVES Pedro (+48')
[8] PEREIRA Flávio (+50')
[10] LIMA Renato (+44')
[12] da SILVA Moisés (GK)
[5] de MORAES Gilberto (N)

Coach: CRUZ Paulo (BRA)

Match Report

Informe del partido / Relatório da partida

USA - BRA
0:7 (0:4)

USA - United States of America

4
2
6
1
1
0
2
0
0

STATISTICS

Shots
Shots on Goal
Fouls
Corner Kicks
Free Kicks
Penalty Kicks
Own Goals
Cautions (Yellow cards)
Expulsions (Red cards)

BRA - Brazil

22
14
10
9
1
1
0
1
0

USA - United States of America											
No.	Name	Pos	Min	GF	GA	SG/S	PK	Fouls		Y	R
								FC	FS		
1	JOHNSON Keith	GK	60		7						
2	THEOBALD John	D	44								
4	McCULLOUGH Jon	M	60			2/3			1		
6	AHRENS Chris	F	60						1		
7	ARNEAUD Derek	D	51					3			
9	McKINNEY Joshua (C)	M	60						2		
10	VAZQUEZ Marthell	F	60			0/1		1	5		
Substitutes											
3	SLEMONS Jason	M	9					2			
8	LATSCH Tommy	M	16								
Totals					7	2/4		6	9		

BRA - Brazil											
No.	Name	Pos	Min	GF	GA	SG/S	PK	Fouls		Y	R
								FC	FS		
1	FERREIRA Marcos	GK	60								
2	RODRIGUES Jean	D	50			0/2		2			
3	MARINHO Leandro (C)	D	60	1		2/2	1/1	2	1		
6	NETO Fermiano	D	60			3/3		2			
7	BRUZZI Fabiano	F	44	2		3/5		2	2	1	
9	ROCHA Luciano	D	48	1		3/6					
11	GUIMARAES José	F	60	1		1/1		1	2		
Substitutes											
4	GONÇALVES Pedro	D	12					1	1		
8	PEREIRA Flávio	M	10			0/1					
10	LIMA Renato	M	16			2/2					
Totals				5		14/22	1/1	10	6	1	

Legend:

A	Absent	(C)	Captain	D	Defender	F	Forward
FC	Fouls Committed	FS	Fouls Suffered	FT	Full Time	GA	Goals Against
GF	Goals For	GK	Goalkeeper	HT	Half-time	I	Injured
M	Midfielder	Min	Minutes Played	N	Not eligible to play		
nn+	Additional Time (period follows)			-nn	Time when player substituted out		
+nn	Time when player substituted in			PK	Penalty Kicks (Goals/Shots)	Pos	Position
R	Expulsions (Red Cards)	SG/S	Shots on Goal/Shots	Y	Cautions (Yellow Cards)		



Match Report

Informe del partido / Relatório da partida

ARG - CAN 2:1 (0:1)

Match Officials:

Referee: GONZALEZ Guido G. (USA)
4th Official: CARDOSO Renato (BRA)
Match Commissioner:

Assistant Referee 1: BENEVENUTO Igor Junio (BRA)
Assistant Referee 2: SANTOS Alexandre (BRA)
General Coordinator:

Goals Scored:

SMAJLOVIC Sefik (CAN) 5', MORINIGO Claudio (ARG) 47', MORANA Mariano (ARG) 54'

ARG - Argentina

[1] NAHUELQUIN Gustavo (GK)
[2] MEDINA Ariel
[3] MORINIGO Claudio (C)
[5] MORANA Mariano
[6] CARDINAL Carlos (-31' HT)
[7] SOSA Mario
[11] JAIME Ezequiel

Substitutes:

[4] GARCIA Sebastian
[8] BASTIAS Claudio (+31' HT)
[10] RODRIGUEZ Gabriel
[12] NUÑEZ Matias (GK)

Coach: SANCHEZ Marcelo (ARG)

Cautions:

van den BOOGAARD Scott (CAN) 51'

Expulsions:

None

Additional Time:

first half: 2 min., second half: 3 min.

CAN - Canada

[1] MACDONALD Ross (GK)
[2] PHILLIPS Todd (C)
[4] DUEHRSEN Chris
[5] van den BOOGAARD Scott (-53')
[6] SMAJLOVIC Sefik
[7] HODGSON Dustin
[11] BROWN Matt

Substitutes:

[3] KAEMINGK Dan
[12] PHILLIPS III John William (+53')
[14] BURNELL Adam
[18] BUCKLAND Jeff
[22] WHITSON Derek (GK)

Coach: FERGUSON Drew (CAN)

Match Report

Informe del partido / Relatório da partida

ARG - CAN 2:1 (0:1)

ARG - Argentina

29
10
6
14
1
0
0
0
0
0

STATISTICS

Shots
Shots on Goal
Fouls
Corner Kicks
Free Kicks
Penalty Kicks
Own Goals
Cautions (Yellow cards)
Expulsions (Red cards)

CAN - Canada

1
1
4
1
1
0
0
1
0

ARG - Argentina											
No.	Name	Pos	Min	GF	GA	SG/S	PK	Fouls		Y	R
								FC	FS		
1	NAHUELQUIN Gustavo	GK	60		1			1			
2	MEDINA Ariel	D	60			3/4		2	2		
3	MORINIGO Claudio (C)	D	60	1		0/4					
5	MORANA Mariano	M	60	1		3/10					
6	CARDINAL Carlos	M	30					1			
7	SOSA Mario	F	60			2/7			1		
11	JAIME Ezequiel	D	60			1/1		2	1		
Substitutes											
8	BASTIAS Claudio	F	30			1/3					
Totals					2	1	10/29	6	4		

CAN - Canada											
No.	Name	Pos	Min	GF	GA	SG/S	PK	Fouls		Y	R
								FC	FS		
1	MACDONALD Ross	GK	60		2						
2	PHILLIPS Todd (C)	D	60								
4	DUEHRSEN Chris	D	60								
5	van den BOOGAARD Scott	F	53					2	1	1	
6	SMAJLOVIC Sefik	M	60	1					1		
7	HODGSON Dustin	M	60					1	1		
11	BROWN Matt	M	60			1/1		1			
Substitutes											
12	PHILLIPS III John William	D	7								
Totals					1	2	1/1	4	3	1	

Legend:

A	Absent	(C)	Captain	D	Defender	F	Forward
FC	Fouls Committed	FS	Fouls Suffered	FT	Full Time	GA	Goals Against
GF	Goals For	GK	Goalkeeper	HT	Half-time	I	Injured
M	Midfielder	Min	Minutes Played	N	Not eligible to play		
nn+	Additional Time (period follows)			-nn	Time when player substituted out		
+nn	Time when player substituted in			PK	Penalty Kicks (Goals/Shots)	Pos	Position
R	Expulsions (Red Cards)	SG/S	Shots on Goal/Shots	Y	Cautions (Yellow Cards)		



Match Report

Informe del partido / Relatório da partida

ARG - COL 5:0 (3:0)

Match Officials:

Referee: CARDOSO Renato (BRA) **Assistant Referee 1:** ALVES Cassia (BRA)
4th Official: GONZALEZ Guido G. (USA) **Assistant Referee 2:** GOMES Marcus Vinicius (BRA)
Match Commissioner: **General Coordinator:**

Goals Scored:

RODRIGUEZ Gabriel (ARG) 18', CARDINAL Carlos (ARG) 21', BASTIAS Claudio (ARG) 26', RODRIGUEZ Gabriel (ARG) 32', MORANA Mariano (ARG) 60'

ARG - Argentina

[12] NUÑEZ Matias (GK)
[3] MORINIGO Claudio (C)
[4] GARCIA Sebastian
[6] CARDINAL Carlos
[8] BASTIAS Claudio
[10] RODRIGUEZ Gabriel (-53')
[11] JAIME Ezequiel

Substitutes:

[1] NAHUELQUIN Gustavo (GK)
[2] MEDINA Ariel
[5] MORANA Mariano (+53')
[7] SOSA Mario

Coach: SANCHEZ Marcelo (ARG)

Cautions:

None

Expulsions:

None

Additional Time:

first half: 0 min., second half: 0 min.

COL - Colombia

[7] MUÑOZ Jorge (GK)
[3] GIRALDO Santiago
[5] ÑUNGO Antonio
[6] RODRIGUEZ Guillermo
[8] RIVEROS Oscar (-51')
[9] MORENO Jaime (C)
[10] ARIZA Jhair

Substitutes:

[1] BERRIO Carlos (GK)
[2] MAZO John
[4] PICO Edwin
[11] RODRIGUEZ Mauricio (+51')
[12] SUACHA Juan Carlos

Coach: RUBIANO Jose Antonio (COL)

Match Report

Informe del partido / Relatório da partida

ARG - COL
5:0 (3:0)

ARG - Argentina

65
23
1
16
0
0
0
0
0
0

STATISTICS

Shots
Shots on Goal
Fouls
Corner Kicks
Free Kicks
Penalty Kicks
Own Goals
Cautions (Yellow cards)
Expulsions (Red cards)

COL - Colombia

1
0
1
1
0
0
0
0
0
0

ARG - Argentina											
No.	Name	Pos	Min	GF	GA	SG/S	PK	Fouls		Y	R
								FC	FS		
12	NUNEZ Matias	GK	60								
3	MORINIGO Claudio (C)	D	60			2/9					
4	GARCIA Sebastian	D	60			4/9					
6	CARDINAL Carlos	M	60	1		2/10					
8	BASTIAS Claudio	F	60	1		4/15		1			
10	RODRIGUEZ Gabriel	F	53	2		5/7			1		
11	JAIME Ezequiel	D	60			3/11					
Substitutes											
5	MORANA Mariano	M	7	1		3/4					
Totals				5		23/65		1	1		

COL - Colombia											
No.	Name	Pos	Min	GF	GA	SG/S	PK	Fouls		Y	R
								FC	FS		
7	MUNOZ Jorge	GK	60		5						
3	GIRALDO Santiago	D	60								
5	NUNGO Antonio	D	60								
6	RODRIGUEZ Guillermo	F	60								
8	RIVEROS Oscar	M	51								
9	MORENO Jaime (C)	M	60			0/1			1		
10	ARIZA Jhair	D	60					1			
Substitutes											
11	RODRIGUEZ Mauricio	F	9								
Totals					5	0/1		1	1		

Legend:

A	Absent	(C)	Captain	D	Defender	F	Forward
FC	Fouls Committed	FS	Fouls Suffered	FT	Full Time	GA	Goals Against
GF	Goals For	GK	Goalkeeper	HT	Half-time	I	Injured
M	Midfielder	Min	Minutes Played	N	Not eligible to play		
nn+	Additional Time (period follows)			-nn	Time when player substituted out		
+nn	Time when player substituted in			PK	Penalty Kicks (Goals/Shots)	Pos	Position
R	Expulsions (Red Cards)	SG/S	Shots on Goal/Shots	Y	Cautions (Yellow Cards)		



Match Report

Informe del partido / Relatório da partida

USA - VEN 7:0 (7:0)

Match Officials:

Referee: LOPES Juliano (BRA)
4th Official: ESTEBAN Jorge Eduardo (ARG)
Match Commissioner:

Assistant Referee 1: BENEVENUTO Igor Junio (BRA)
Assistant Referee 2: SANTOS Alexandre (BRA)
General Coordinator:

Goals Scored:

McKINNEY Joshua (USA) 3', McKINNEY Joshua (USA) 4', BLUE Josh (USA) 5', BLUE Josh (USA) 12', VAZQUEZ Marthell (USA) 20', VAZQUEZ Marthell (USA) 23', VAZQUEZ Marthell (USA) 24'

USA - United States of America

[1] JOHNSON Keith (GK)
[4] McCULLOUGH Jon (-25')
[5] BLUE Josh (-31' HT)
[6] AHRENS Chris
[7] ARNEAUD Derek (-24')
[9] McKINNEY Joshua (C)
[10] VAZQUEZ Marthell

Substitutes:

[2] THEOBALD John
[3] SLEMONS Jason (+24')
[8] LATSCH Tommy (+31' HT)
[11] SCHETKA Shaun (+25')
[12] GARRETT Louis

Coach: HOFFMAN Jay (USA)

Cautions:

None

Expulsions:

None

Additional Time:

first half: 0 min., second half: 0 min.

VEN - Venezuela

[12] ADARFIO Antony (GK)
[1] CARRASQUEL Carlos
[4] ALVARADO Juan (-60')
[6] RICO Pedro
[8] SOCORRO Pedro (-31' HT)
[9] MENDOZA Wuairon (-59')
[10] SANGRONIS Jose (C)

Substitutes:

[5] HERNANDEZ Javier (+31' HT)
[7] ARANGUREN Johnny (+59')
[11] CANTILLO Richard (+60')

Coach: ORELLANA Pedro (VEN)



Match Report

Informe del partido / Relatório da partida

USA - VEN
7:0 (7:0)

USA - United States of America

32
19
5
12
0
0
0
0
0

STATISTICS

Shots
Shots on Goal
Fouls
Corner Kicks
Free Kicks
Penalty Kicks
Own Goals
Cautions (Yellow cards)
Expulsions (Red cards)

VEN - Venezuela

3
0
4
1
0
0
0
0
0

USA - United States of America											
No.	Name	Pos	Min	GF	GA	SG/S	PK	Fouls		Y	R
								FC	FS		
1	JOHNSON Keith	GK	60								
4	McCULLOUGH Jon	M	25			1/2					
5	BLUE Josh	F	30	2		3/4					
6	AHRENS Chris	F	60			2/5		2			
7	ARNEAUD Derek	D	24			1/1			1		
9	McKINNEY Joshua (C)	M	60	2		4/5					
10	VAZQUEZ Marthell	F	60	3		5/6		1			
Substitutes											
3	SLEMONS Jason	M	36			0/1		2	3		
8	LATSCH Tommy	M	30			1/1					
11	SCHETKA Shaun	M	35			2/7					
Totals				7		19/32		5	4		

VEN - Venezuela											
No.	Name	Pos	Min	GF	GA	SG/S	PK	Fouls		Y	R
								FC	FS		
12	ADARFIO Antony	GK	60		7						
1	CARRASQUEL Carlos	D	60			0/1					
4	ALVARADO Juan	D	59								
6	RICO Pedro	M	60			0/1		1			
8	SOCORRO Pedro	D	30								
9	MENDOZA Wuairon	D	59					1	1		
10	SANGRONIS Jose (C)	M	60			0/1		2	4		
Substitutes											
5	HERNANDEZ Javier	F	30								
7	ARANGUREN Johnny	F	1								
11	CANTILLO Richard	F	1								
Totals				7	0/3			4	5		

Legend:

A	Absent	(C)	Captain	D	Defender	F	Forward
FC	Fouls Committed	FS	Fouls Suffered	FT	Full Time	GA	Goals Against
GF	Goals For	GK	Goalkeeper	HT	Half-time	I	Injured
M	Midfielder	Min	Minutes Played	N	Not eligible to play		
nn+	Additional Time (period follows)			-nn	Time when player substituted out		
+nn	Time when player substituted in			PK	Penalty Kicks (Goals/Shots)	Pos	Position
R	Expulsions (Red Cards)	SG/S	Shots on Goal/Shots	Y	Cautions (Yellow Cards)		



Match Report

Informe del partido / Relatório da partida

BRA - VEN 15:1 (10:0)

Match Officials:

Referee: ALVES Cassia (BRA)

4th Official: LOPES Juliano (BRA)

Match Commissioner:

Assistant Referee 1: BARBISSAN Jorge Eduardo (ARG)

Assistant Referee 2: SANTOS Alexandre (BRA)

General Coordinator:

Goals Scored:

BRUZZI Fabiano (BRA) 2', ROCHA Luciano (BRA) 12', BRUZZI Fabiano (BRA) 15', LIMA Renato (BRA) 16', ROCHA Luciano (BRA) 19', LIMA Renato (BRA) 20', BRUZZI Fabiano (BRA) 25', ROCHA Luciano (BRA) 26', GUIMARÃES José (BRA) 28', BRUZZI Fabiano (BRA) 29', LIMA Renato (BRA) 34', GONÇALVES Pedro (BRA) 35', PEREIRA Flávio (BRA) 39', SANGRONIS Jose (VEN) 41', de MORAES Gilberto (BRA) 44', MARINHO Leandro (BRA) 48'

BRA - Brazil

[12] da SILVA Moisés (GK)
[2] RODRIGUES Jean (-21')
[3] MARINHO Leandro (C)
[7] BRUZZI Fabiano (-31' HT)
[9] ROCHA Luciano (-31' HT)
[10] LIMA Renato
[11] GUIMARÃES José

Substitutes:

[1] FERREIRA Marcos (GK)
[4] GONÇALVES Pedro (+31' HT)
[5] de MORAES Gilberto (+21')
[6] NETO Fermiano
[8] PEREIRA Flávio (+31' HT)

Coach: CRUZ Paulo (BRA)

Cautions:

None

Expulsions:

None

Additional Time:

first half: 0 min., second half: 0 min.

VEN - Venezuela

[1] CARRASQUEL Carlos (GK)
[4] ALVARADO Juan (-46')
[5] HERNANDEZ Javier
[6] SUAREZ Pedro (-31' HT)
[8] SOCORRO Pedro
[9] MENDOZA Wuairon
[10] SANGRONIS Jose (C)

Substitutes:

[7] ARANGUREN Johnny (+31' HT)
[11] CANTILLO Richard (+46')
[12] ADARFIO Antony

Coach: ORELLANA Pedro (VEN)



Match Report

Informe del partido / Relatório da partida

BRA - VEN
15:1 (10:0)

BRA - Brazil	STATISTICS	VEN - Venezuela
43	Shots	4
27	Shots on Goal	1
0	Fouls	3
7	Corner Kicks	4
0	Free Kicks	0
0	Penalty Kicks	0
0	Own Goals	0
0	Cautions (Yellow cards)	0
0	Expulsions (Red cards)	0

BRA - Brazil											
No.	Name	Pos	Min	GF	GA	SG/S	PK	Fouls		Y	R
								FC	FS		
12	da SILVA Moisés	GK	60		1				1		
2	RODRIGUES Jean	D	20						1		
3	MARINHO Leandro (C)	D	60	1		3/5					
7	BRUZZI Fabiano	F	30	4		4/6					
9	ROCHA Luciano	D	30	3		5/11					
10	LIMA Renato	M	60	3		4/6			1		
11	GUIMARAES José	F	60	1		3/4					
Substitutes											
4	GONÇALVES Pedro	D	30	1		3/4					
5	de MORAES Gilberto	M	40	1		2/3					
8	PEREIRA Flávio	M	30	1		3/4					
Totals				15	1	27/43			3		

VEN - Venezuela											
No.	Name	Pos	Min	GF	GA	SG/S	PK	Fouls		Y	R
								FC	FS		
1	CARRASQUEL Carlos	GK	60		15						
4	ALVARADO Juan	D	46								
5	HERNANDEZ Javier	F	60								
6	SUAREZ Pedro	M	30			0/2		3			
8	SOCORRO Pedro	D	60								
9	MENDOZA Wuairon	D	60								
10	SANGRONIS Jose (C)	M	60	1		1/2					
Substitutes											
7	ARANGUREN Johnny	F	30								
11	CANTILLO Richard	F	14								
Totals				1	15	1/4		3			

Legend:

A	Absent	(C)	Captain	D	Defender	F	Forward
FC	Fouls Committed	FS	Fouls Suffered	FT	Full Time	GA	Goals Against
GF	Goals For	GK	Goalkeeper	HT	Half-time	I	Injured
M	Midfielder	Min	Minutes Played	N	Not eligible to play		
nn+	Additional Time (period follows)			-nn	Time when player substituted out		
+nn	Time when player substituted in			PK	Penalty Kicks (Goals/Shots)	Pos	Position
R	Expulsions (Red Cards)	SG/S	Shots on Goal/Shots	Y	Cautions (Yellow Cards)		



Match Report

Informe del partido / Relatório da partida

CAN - COL 9:0 (6:0)

Match Officials:

Referee: BENEVENUTO Igor Junio (BRA)
4th Official: CARDOSO Renato (BRA)
Match Commissioner:

Assistant Referee 1: GONZALEZ Guido G. (USA)
Assistant Referee 2: GOMES Marcus Vinicius (BRA)
General Coordinator:

Goals Scored:

BROWN Matt (CAN) 5', BROWN Matt (CAN) 6', HODGSON Dustin (CAN) 10', HODGSON Dustin (CAN) 24', HODGSON Dustin (CAN) 27', van den BOOGAARD Scott (CAN) 29', BUCKLAND Jeff (CAN) 37', van den BOOGAARD Scott (CAN) 41', van den BOOGAARD Scott (CAN) 56'

CAN - Canada

[22] WHITSON Derek (GK)
[2] PHILLIPS Todd (C)
[4] DUEHRSEN Chris (-38')
[5] van den BOOGAARD Scott
[6] SMAJLOVIC Sefik (-21')
[7] HODGSON Dustin
[11] BROWN Matt (-43')

Substitutes:

[1] MACDONALD Ross (GK)
[3] KAEMINGK Dan
[12] PHILLIPS III John William (C) (+38')
[14] BURNELL Adam (+43')
[18] BUCKLAND Jeff (+21')

Coach: FERGUSON Drew (CAN)

Cautions:

HODGSON Dustin (CAN) 11', ÑUNGO Antonio (COL) 23'

Expulsions:

None

Additional Time:

first half: 0 min., second half: 0 min.

COL - Colombia

[7] MUÑOZ Jorge (GK)
[3] GIRALDO Santiago
[5] ÑUNGO Antonio
[6] RODRIGUEZ Guillermo
[8] RIVEROS Oscar
[9] MORENO Jaime (C) (-31' HT)
[10] ARIZA Jhair (-36')

Substitutes:

[1] BERRIO Carlos (GK)
[4] PICO Edwin (+31' HT)
[11] RODRIGUEZ Mauricio (+36')
[2] MAZO John (N)
[12] SUACHA Juan Carlos (N)

Coach: RUBIANO Jose Antonio (COL)

Match Report

Informe del partido / Relatório da partida

CAN - COL
9:0 (6:0)

CAN - Canada

36
20
1
5
0
0
0
1
0

STATISTICS

Shots
Shots on Goal
Fouls
Corner Kicks
Free Kicks
Penalty Kicks
Own Goals
Cautions (Yellow cards)
Expulsions (Red cards)

COL - Colombia

0
0
3
1
0
0
0
1
0

CAN - Canada											
No.	Name	Pos	Min	GF	GA	SG/S	PK	Fouls		Y	R
								FC	FS		
22	WHITSON Derek	GK	60								
2	PHILLIPS Todd (C)	D	60			1/1		1			
4	DUEHRSEN Chris	D	38			1/2					
5	van den BOOGAARD Scott	F	60	3		5/9					
6	SMAJLOVIC Sefik	M	21			1/3					
7	HODGSON Dustin	M	60	3		5/9		2	1		
11	BROWN Matt	M	43	2		5/9					
Substitutes											
12	PHILLIPS III John William (C)	D	22								
14	BURNELL Adam	D	17								
18	BUCKLAND Jeff	F	39	1		2/3		1			
Totals				9		20/36		1	3	1	

COL - Colombia											
No.	Name	Pos	Min	GF	GA	SG/S	PK	Fouls		Y	R
								FC	FS		
7	MUNOZ Jorge	GK	60		9						
3	GIRALDO Santiago	D	60					1			
5	NUNGO Antonio	D	60							1	
6	RODRIGUEZ Guillermo	F	60					1			
8	RIVEROS Oscar	M	60					1	1		
9	MORENO Jaime (C)	M	30								
10	ARIZA Jhair	D	36								
Substitutes											
4	PICO Edwin	D	30								
11	RODRIGUEZ Mauricio	F	24								
Totals					9			3	1	1	

Legend:

A	Absent	(C)	Captain	D	Defender	F	Forward
FC	Fouls Committed	FS	Fouls Suffered	FT	Full Time	GA	Goals Against
GF	Goals For	GK	Goalkeeper	HT	Half-time	I	Injured
M	Midfielder	Min	Minutes Played	N	Not eligible to play		
nn+	Additional Time (period follows)			-nn	Time when player substituted out		
+nn	Time when player substituted in			PK	Penalty Kicks (Goals/Shots)	Pos	Position
R	Expulsions (Red Cards)	SG/S	Shots on Goal/Shots	Y	Cautions (Yellow Cards)		



Match Report

Informe del partido / Relatório da partida

BRA - CAN 7:0 (4:0)

Match Officials:

Referee: BARBISSAN Jorge Eduardo (ARG)

4th Official: GONZALEZ Guido G. (USA)

Match Commissioner:

Assistant Referee 1: ALVES Cassia (BRA)

Assistant Referee 2: SANTOS Alexandre (BRA)

General Coordinator:

Goals Scored:

GUIMARÃES José (BRA) 2', ROCHA Luciano (BRA) 7', BRUZZI Fabiano (BRA) 14', GUIMARÃES José (BRA) 30', ROCHA Luciano (BRA) 32', ROCHA Luciano (BRA) 41', PEREIRA Flávio (BRA) 51'

BRA - Brazil

[1] FERREIRA Marcos (GK)
[2] RODRIGUES Jean
[3] MARINHO Leandro (C) (-31' HT)
[7] BRUZZI Fabiano (-31' HT)
[9] ROCHA Luciano (-44')
[10] LIMA Renato
[11] GUIMARÃES José

Substitutes:

[4] GONÇALVES Pedro
[5] de MORAES Gilberto (+44')
[6] NETO Fermiano (+31' HT)
[8] PEREIRA Flávio (+31' HT)
[12] da SILVA Moisés (GK)

Coach: CRUZ Paulo (BRA)

Cautions:

None

Expulsions:

None

Additional Time:

first half: 1 min., second half: 2 min.

CAN - Canada

[1] MACDONALD Ross (GK) (-58')
[2] PHILLIPS Todd (C)
[4] DUEHRSEN Chris (-58')
[5] van den BOOGAARD Scott (-48')
[6] SMAJLOVIC Sefik
[7] HODGSON Dustin
[11] BROWN Matt

Substitutes:

[3] KAEMINGK Dan (+58')
[12] PHILLIPS III John William (+48')
[14] BURNELL Adam
[18] BUCKLAND Jeff
[22] WHITSON Derek (GK) (+58')

Coach: FERGUSON Drew (CAN)

Match Report

Informe del partido / Relatório da partida

BRA - CAN 7:0 (4:0)

BRA - Brazil	STATISTICS	CAN - Canada
28	Shots	2
20	Shots on Goal	1
4	Fouls	2
14	Corner Kicks	2
0	Free Kicks	0
0	Penalty Kicks	0
0	Own Goals	0
0	Cautions (Yellow cards)	0
0	Expulsions (Red cards)	0

BRA - Brazil											
No.	Name	Pos	Min	GF	GA	SG/S	PK	Fouls		Y	R
								FC	FS		
1	FERREIRA Marcos	GK	60								
2	RODRIGUES Jean	D	60			3/3		2			
3	MARINHO Leandro (C)	D	30			1/2			2		
7	BRUZZI Fabiano	F	30	1		3/3					
9	ROCHA Luciano	D	44	3		6/8		1			
10	LIMA Renato	M	60			0/1					
11	GUIMARAES José	F	60	2		4/5		1			
Substitutes											
5	de MORAES Gilberto	M	16								
6	NETO Fermiano	D	30			2/4					
8	PEREIRA Flávio	M	30	1		1/2					
Totals				7		20/28		4	2		

CAN - Canada											
No.	Name	Pos	Min	GF	GA	SG/S	PK	Fouls		Y	R
								FC	FS		
1	MACDONALD Ross	GK	58		7						
2	PHILLIPS Todd (C)	D	60								
4	DUEHRSEN Chris	D	58						1		
5	van den BOOGAARD Scott	F	48								
6	SMAJLOVIC Sefik	M	60						1		
7	HODGSON Dustin	M	60						1		
11	BROWN Matt	M	60			1/2		2	1		
Substitutes											
3	KAEMINGK Dan	D	2								
12	PHILLIPS III John William	D	12								
22	WHITSON Derek	GK	2								
Totals					7	1/2		2	4		

Legend:

A	Absent	AET	After Extra Time	(C)	Captain	D	Defender
ET	Extra Time	F	Forward	FC	Fouls Committed	FS	Fouls Suffered
FT	Full Time	GA	Goals Against	GF	Goals For	GK	Goalkeeper
HT	Half-time	I	Injured	M	Midfielder	Min	Minutes Played
N	Not eligible to play	nn+	Additional Time (period follows)				
-nn	Time when player substituted out	+nn	Time when player substituted in				
PK	Penalty Kicks (Goals/Shots)	Pos	Position	PSO	Penalty Shoot-out	-/+ PSO	GK injured during PSO
R	Expulsions (Red Cards)	SG/S	Shots on Goal/Shots	Y	Cautions (Yellow Cards)		



Match Report

Informe del partido / Relatório da partida

ARG - USA 2:1 (0:0)

Match Officials:

Referee: CARDOSO Renato (BRA)

4th Official: LOPES Juliano (BRA)

Match Commissioner:

Assistant Referee 1: BENEVENUTO Igor Junio (BRA)

Assistant Referee 2: GOMES Marcus Vinicius (BRA)

General Coordinator:

Goals Scored:

MORANA Mariano (ARG) 34', McCULLOUGH Jon (USA) 45', MORANA Mariano (ARG) 46'

ARG - Argentina

[1] NAHUELQUIN Gustavo (GK)
[2] MEDINA Ariel
[3] MORINIGO Claudio (C)
[5] MORANA Mariano
[7] SOSA Mario
[8] BASTIAS Claudio (-57')
[11] JAIME Ezequiel

Substitutes:

[4] GARCIA Sebastian
[6] CARDINAL Carlos (+57')
[10] RODRIGUEZ Gabriel
[12] NUÑEZ Matias (GK)

Coach: SANCHEZ Marcelo (ARG)

USA - United States of America

[1] JOHNSON Keith (GK)
[2] THEOBALD John (-55')
[4] McCULLOUGH Jon
[7] ARNEAUD Derek
[9] McKINNEY Joshua (C)
[10] VAZQUEZ Marthell
[12] GARRETT Louis

Substitutes:

[3] SLEMONS Jason
[5] BLUE Josh (+55')
[6] AHRENS Chris
[8] LATSCH Tommy
[11] SCHETKA Shaun

Coach: HOFFMAN Jay (USA)

Cautions:

MORANA Mariano (ARG) 25', GARRETT Louis (USA) 40', ARNEAUD Derek (USA) 46', THEOBALD John (USA) 49', McCULLOUGH Jon (USA) 59', VAZQUEZ Marthell (USA) 61', CARDINAL Carlos (ARG) 62'

Expulsions:

None

Additional Time:

first half: 0 min., second half: 3 min.



Match Report

Informe del partido / Relatório da partida

ARG - USA
2:1 (0:0)

ARG - Argentina

23
8
9
7
0
0
0
2
0

STATISTICS

Shots
Shots on Goal
Fouls
Corner Kicks
Free Kicks
Penalty Kicks
Own Goals
Cautions (Yellow cards)
Expulsions (Red cards)

USA - United States of America

4
1
10
3
0
0
0
5
0

ARG - Argentina											
No.	Name	Pos	Min	GF	GA	SG/S	PK	Fouls		Y	R
								FC	FS		
1	NAHUELQUIN Gustavo	GK	60		1						
2	MEDINA Ariel	D	60			1/4		2	1		
3	MORINIGO Claudio (C)	D	60			1/3					
5	MORANA Mariano	M	60	2		3/7		4	1	1	
7	SOSA Mario	F	60			2/3			5		
8	BASTIAS Claudio	F	57			0/3		1	2		
11	JAIME Ezequiel	D	60			1/2		1			
Substitutes											
6	CARDINAL Carlos	M	3			0/1		1	1	1	
Totals					2	1	8/23		9	10	2

USA - United States of America											
No.	Name	Pos	Min	GF	GA	SG/S	PK	Fouls		Y	R
								FC	FS		
1	JOHNSON Keith	GK	60		2						
2	THEOBALD John	D	55					3	1	1	
4	McCULLOUGH Jon	M	60	1		1/2		1	1	1	
7	ARNEAUD Derek	D	60					3	1	1	
9	McKINNEY Joshua (C)	M	60						1		
10	VAZQUEZ Marthell	F	60			0/2		1	5	1	
12	GARRETT Louis	D	60					2		1	
Substitutes											
5	BLUE Josh	F	5								
Totals					1	2	1/4		10	9	5

Legend:

A	Absent	AET	After Extra Time	(C)	Captain	D	Defender
ET	Extra Time	F	Forward	FC	Fouls Committed	FS	Fouls Suffered
FT	Full Time	GA	Goals Against	GF	Goals For	GK	Goalkeeper
HT	Half-time	I	Injured	M	Midfielder	Min	Minutes Played
N	Not eligible to play	nn+	Additional Time (period follows)				
-nn	Time when player substituted out			+nn	Time when player substituted in		
PK	Penalty Kicks (Goals/Shots)	Pos	Position	PSO	Penalty Shoot-out	-/+ PSO	GK injured during PSO
R	Expulsions (Red Cards)	SG/S	Shots on Goal/Shots	Y	Cautions (Yellow Cards)		



Match Report

Informe del partido / Relatório da partida

VEN - COL 2:2 AET (1:1, 0:1) 3:2 PSO

Match Officials:

Referee: ALVES Cassia (BRA)
4th Official: CARDOSO Renato (BRA)
Match Commissioner:

Assistant Referee 1: BENEVENUTO Igor Junio (BRA)
Assistant Referee 2: GOMES Marcus Vinicius (BRA)
General Coordinator:

Goals Scored:

RIVEROS Oscar (COL) 9', SANGRONIS Jose (VEN) 42', ARANGUREN Johnny (VEN) 62', RIVEROS Oscar (COL) 67'

VEN - Venezuela

[1] CARRASQUEL Carlos (GK)
[4] ALVARADO Juan (-71' ET)
[5] HERNANDEZ Javier
[6] SUAREZ Pedro (-53')
[8] SOCORRO Pedro
[9] MENDOZA Wuairon
[10] SANGRONIS Jose (C)

Substitutes:

[7] ARANGUREN Johnny (+53')
[11] CANTILLO Richard (+71' ET)
[12] ADARFIO Antony (GK)

Coach: ORELLANA Pedro (VEN)

Cautions:

None

Expulsions:

None

Additional Time:

first half: 0 min., second half: 1 min., first extra time: 0 min., second extra time: 0 min.

Penalty Shoot-out:

CANTILLO Richard [11]	Saved	0-0	ARIZA Jhair [10]	Saved	0-0
MENDOZA Wuairon [9]	Goal	1-1	RODRIGUEZ Mauricio [11]	Goal	0-1
ARANGUREN Johnny [7]	Saved	1-1	GIRALDO Santiago [3]	Saved	1-1
SANGRONIS Jose [10]	Goal	2-2	RIVEROS Oscar [8]	Goal	1-2
HERNANDEZ Javier [5]	Goal	3-2	ÑUNGO Antonio [5]	Saved	2-2

COL - Colombia

[7] MUÑOZ Jorge (GK)
[1] BERRIO Carlos
[3] GIRALDO Santiago
[4] PICO Edwin (-35')
[5] ÑUNGO Antonio
[8] RIVEROS Oscar
[9] MORENO Jaime (C) (-62')

Substitutes:

[6] RODRIGUEZ Guillermo
[10] ARIZA Jhair (+35')
[11] RODRIGUEZ Mauricio (+62')
[2] MAZO John (N)
[12] SUACHA Juan Carlos (N)

Coach: RUBIANO Jose Antonio (COL)



Match Report

Informe del partido / Relatório da partida

VEN - COL 2:2 AET (1:1, 0:1) 3:2 PSO

VEN - Venezuela	STATISTICS	COL - Colombia
28	Shots	10
7	Shots on Goal	6
5	Fouls	3
10	Corner Kicks	4
0	Free Kicks	0
0	Penalty Kicks	0
0	Own Goals	0
0	Cautions (Yellow cards)	0
0	Expulsions (Red cards)	0

VEN - Venezuela											
No.	Name	Pos	Min	GF	GA	SG/S	PK	Fouls		Y	R
								FC	FS		
1	CARRASQUEL Carlos	GK	80		2			1			
4	ALVARADO Juan	D	70					1			
5	HERNANDEZ Javier	F	80			0/5			1		
6	SUAREZ Pedro	M	53			0/4		1			
8	SOCORRO Pedro	D	80			0/1		1	1		
9	MENDOZA Wuairon	D	80			0/2		1			
10	SANGRONIS Jose (C)	M	80	1		6/15			2		
Substitutes											
7	ARANGUREN Johnny	F	27	1		1/1					
11	CANTILLO Richard	F	10								
Totals					2	2	7/28		5	4	

COL - Colombia											
No.	Name	Pos	Min	GF	GA	SG/S	PK	Fouls		Y	R
								FC	FS		
7	MUNOZ Jorge	GK	80		2						
1	BERRIO Carlos	D	80					1			
3	GIRALDO Santiago	D	80			1/2		1	1		
4	PICO Edwin	D	35					1			
5	NUNGO Antonio	D	80								
8	RIVEROS Oscar	M	80	2		4/6			1		
9	MORENO Jaime (C)	M	62						1		
Substitutes											
10	ARIZA Jhair	D	45								
11	RODRIGUEZ Mauricio	F	18			1/2			1		
Totals					2	2	6/10		3	4	

Legend:

A	Absent	AET	After Extra Time	(C)	Captain	D	Defender
ET	Extra Time	F	Forward	FC	Fouls Committed	FS	Fouls Suffered
FT	Full Time	GA	Goals Against	GF	Goals For	GK	Goalkeeper
HT	Half-time	I	Injured	M	Midfielder	Min	Minutes Played
N	Not eligible to play	nn+	Additional Time (period follows)				
-nn	Time when player substituted out			+nn	Time when player substituted in		
PK	Penalty Kicks (Goals/Shots)	Pos	Position	PSO	Penalty Shoot-out	-/+ PSO	GK injured during PSO
R	Expulsions (Red Cards)	SG/S	Shots on Goal/Shots	Y	Cautions (Yellow Cards)		



Match Report

Informe del partido / Relatório da partida

CAN - USA 1:0 (0:0)

Match Officials:

Referee: LOPES Juliano (BRA)
4th Official: CARDOSO Renato (BRA)
Match Commissioner:

Assistant Referee 1: BARBISSAN Jorge Eduardo (ARG)
Assistant Referee 2: BENEVENUTO Igor Junio (BRA)
General Coordinator:

Goals Scored:

BROWN Matt (CAN) 51'

CAN - Canada

[1] MACDONALD Ross (GK)
[2] PHILLIPS Todd (C)
[4] DUEHRSEN Chris
[5] van den BOOGAARD Scott
[6] SMAJLOVIC Sefik
[7] HODGSON Dustin
[11] BROWN Matt

Substitutes:

[3] KAEMINGK Dan
[12] PHILLIPS III John William
[14] BURNELL Adam
[18] BUCKLAND Jeff
[22] WHITSON Derek (GK)

Coach: FERGUSON Drew (CAN)

Cautions:

THEOBALD John (USA) 41'

Expulsions:

None

Additional Time:

first half: 0 min., second half: 3 min.

USA - United States of America

[1] JOHNSON Keith (GK)
[2] THEOBALD John (-54')
[4] McCULLOUGH Jon
[7] ARNEAUD Derek
[9] McKINNEY Joshua (C)
[10] VAZQUEZ Marthell
[12] GARRETT Louis (-47')

Substitutes:

[3] SLEMONS Jason
[5] BLUE Josh (+54')
[6] AHRENS Chris
[8] LATSCH Tommy (+47')
[11] SCHETKA Shaun

Coach: HOFFMAN Jay (USA)



Match Report

Informe del partido / Relatório da partida

CAN - USA
1:0 (0:0)

CAN - Canada		STATISTICS	USA - United States of America	
	18	Shots		18
	11	Shots on Goal		6
	5	Fouls		6
	7	Corner Kicks		9
	0	Free Kicks		0
	0	Penalty Kicks		0
	0	Own Goals		0
	0	Cautions (Yellow cards)		1
	0	Expulsions (Red cards)		0

CAN - Canada											
No.	Name	Pos	Min	GF	GA	SG/S	PK	Fouls		Y	R
								FC	FS		
1	MACDONALD Ross	GK	60						2		
2	PHILLIPS Todd (C)	D	60			1/1					
4	DUEHRSEN Chris	D	60					1			
5	van den BOOGAARD Scott	F	60			2/2		2			
6	SMAJLOVIC Sefik	M	60			4/6			3		
7	HODGSON Dustin	M	60			3/5		2			
11	BROWN Matt	M	60	1		1/4					
Substitutes											
Totals					1		11/18		5	5	

USA - United States of America											
No.	Name	Pos	Min	GF	GA	SG/S	PK	Fouls		Y	R
								FC	FS		
1	JOHNSON Keith	GK	60		1						
2	THEOBALD John	D	54					1		1	
4	McCULLOUGH Jon	M	60			1/2					
7	ARNEAUD Derek	D	60			0/1		2			
9	McKINNEY Joshua (C)	M	60			3/8					
10	VAZQUEZ Marthell	F	60			2/4		2	3		
12	GARRETT Louis	D	47			0/2		1	2		
Substitutes											
5	BLUE Josh	F	6								
8	LATSCH Tommy	M	13			0/1					
Totals					1	6/18		6	5	1	

Legend:

A	Absent	AET	After Extra Time	(C)	Captain	D	Defender
ET	Extra Time	F	Forward	FC	Fouls Committed	FS	Fouls Suffered
FT	Full Time	GA	Goals Against	GF	Goals For	GK	Goalkeeper
HT	Half-time	I	Injured	M	Midfielder	Min	Minutes Played
N	Not eligible to play	nn+	Additional Time (period follows)				
-nn	Time when player substituted out			+nn	Time when player substituted in		
PK	Penalty Kicks (Goals/Shots)	Pos	Position	PSO	Penalty Shoot-out	-/+ PSO	GK injured during PSO
R	Expulsions (Red Cards)	SG/S	Shots on Goal/Shots	Y	Cautions (Yellow Cards)		



Match Report

Informe del partido / Relatório da partida

BRA - ARG 5:0 (3:0)

Match Officials:

Referee: GONZALEZ Guido G. (USA)
4th Official: ALVES Cassia (BRA)
Match Commissioner:

Assistant Referee 1: SANTOS Alexandre (BRA)
Assistant Referee 2: GOMES Marcus Vinicius (BRA)
General Coordinator:

Goals Scored:

LIMA Renato (BRA) 13', ROCHA Luciano (BRA) 15', MARINHO Leandro (BRA) 29', NETO Fermiano (BRA) 50', LIMA Renato (BRA) 56'

BRA - Brazil

[1] FERREIRA Marcos (GK)
[2] RODRIGUES Jean (-19')
[3] MARINHO Leandro (C) (-52')
[7] BRUZZI Fabiano
[9] ROCHA Luciano (-45')
[10] LIMA Renato
[11] GUIMARÃES José

Substitutes:

[4] GONÇALVES Pedro (+52')
[5] de MORAES Gilberto
[6] NETO Fermiano (+45')
[8] PEREIRA Flávio (+19')
[12] da SILVA Moisés (GK)

Coach: CRUZ Paulo (BRA)

Cautions:

MORANA Mariano (ARG) 22', MORANA Mariano (ARG) 54'

Expulsions:

MORANA Mariano (ARG) 54' 2nd yellow

Additional Time:

first half: 2 min., second half: 0 min.

ARG - Argentina

[1] NAHUELQUIN Gustavo (GK)
[2] MEDINA Ariel
[3] MORINIGO Claudio (C)
[5] MORANA Mariano
[6] CARDINAL Carlos
[7] SOSA Mario (-60')
[11] JAIME Ezequiel

Substitutes:

[4] GARCIA Sebastian
[8] BASTIAS Claudio (+60')
[10] RODRIGUEZ Gabriel
[12] NUÑEZ Matias (GK)

Coach: SANCHEZ Marcelo (ARG)

Match Report

Informe del partido / Relatório da partida

BRA - ARG
5:0 (3:0)

BRA - Brazil	STATISTICS	ARG - Argentina
15	Shots	6
11	Shots on Goal	3
2	Fouls	12
4	Corner Kicks	6
1	Free Kicks	0
0	Penalty Kicks	0
0	Own Goals	0
0	Cautions (Yellow cards)	2
0	Expulsions (Red cards)	1

BRA - Brazil											
No.	Name	Pos	Min	GF	GA	SG/S	PK	Fouls		Y	R
								FC	FS		
1	FERREIRA Marcos	GK	60								
2	RODRIGUES Jean	D	19						1		
3	MARINHO Leandro (C)	D	52	1		3/4					
7	BRUZZI Fabiano	F	60			1/2		2	5		
9	ROCHA Luciano	D	45	1		2/3			2		
10	LIMA Renato	M	60	2		2/2					
11	GUIMARAES José	F	60						3		
Substitutes											
4	GONÇALVES Pedro	D	8			0/1			1		
6	NETO Fermiano	D	15	1		2/2					
8	PEREIRA Flávio	M	41			1/1					
Totals				5		11/15		2	12		

ARG - Argentina											
No.	Name	Pos	Min	GF	GA	SG/S	PK	Fouls		Y	R
								FC	FS		
1	NAHUELQUIN Gustavo	GK	60		5						
2	MEDINA Ariel	D	60					3			
3	MORINIGO Claudio (C)	D	60			0/1					
5	MORANA Mariano	M	54			1/2		3	1	2	1
6	CARDINAL Carlos	M	60			2/3		4	1		
7	SOSA Mario	F	59					2			
11	JAIME Ezequiel	D	60								
Substitutes											
8	BASTIAS Claudio	F	1								
Totals					5	3/6		12	2	2	1

Legend:

A	Absent	AET	After Extra Time	(C)	Captain	D	Defender
ET	Extra Time	F	Forward	FC	Fouls Committed	FS	Fouls Suffered
FT	Full Time	GA	Goals Against	GF	Goals For	GK	Goalkeeper
HT	Half-time	I	Injured	M	Midfielder	Min	Minutes Played
N	Not eligible to play	nn+	Additional Time (period follows)				
-nn	Time when player substituted out			+nn	Time when player substituted in		
PK	Penalty Kicks (Goals/Shots)	Pos	Position	PSO	Penalty Shoot-out	-/+ PSO	GK injured during PSO
R	Expulsions (Red Cards)	SG/S	Shots on Goal/Shots	Y	Cautions (Yellow Cards)		

Cumulative Statistics

Estadísticas Acumuladas / Estatísticas Cumulativas

ARG - Argentina

After 4 matches

No.	Name	Pos	CAN 2:1 (0:1)	COL 5:0 (3:0)	USA 2:1 (0:0)	BRA 0:5 (0:3)	Min	GF	GA	SG/S	PK	Fouls		Y	R
												FC	FS		
1	NAHUELQUIN Gustavo	GK	60	S	60	60	180		7			1			
2	MEDINA Ariel	D	60	S	60	60	180			4/8		7	3		
3	MORINIGO Claudio	D	60	60	60	60	240	1		3/17					
4	GARCIA Sebastian	D	S	60	S	S	60			4/9					
5	MORANA Mariano	M	60	7	60	54	181	4		10/23		7	2	3	1
6	CARDINAL Carlos	M	30	60	3	60	153	1		4/14		6	2	1	
7	SOSA Mario	F	60	S	60	59	179			4/10		2	6		
8	BASTIAS Claudio	F	30	60	57	1	148	1		5/21		2	2		
10	RODRIGUEZ Gabriel	F	S	53	S	S	53	2		5/7			1		
11	JAIME Ezequiel	D	60	60	60	60	240			5/14		3	1		
12	NUÑEZ Matias	GK	S	60	S	S	60								
Totals								9	7	44/123		28	17	4	1

Corner Kicks: 43

Free Kicks: 1

Penalty Kicks Against (Goals/Shots): 0/0

Own Goals: 0

Own Goals Against: 0

Legend:

A	Absent	AET	After Extra Time	D	Defender	F	Forward
FC	Fouls Committed	FS	Fouls Suffered	GA	Goals Against	GF	Goals For
GK	Goalkeeper	I	Injured	M	Midfielder	Min	Minutes Played
N	Not eligible to play	PK	Penalty Kicks (Goals/Shots)	Pos	Position	PSO	Penalty Shoot-out
R	Expulsions (Red Cards)	S	Substitute	SG/S	Shots on Goal/Shots	Y	Cautions (Yellow Cards)

Cumulative Statistics

Estadísticas Acumuladas / Estatísticas Cumulativas

BRA - Brazil After 4 matches

No.	Name	Pos	USA 7:0 (4:0)	VEN 15:1 (10:0)	CAN 7:0 (4:0)	ARG 5:0 (3:0)	Min	GF	GA	SG/S	PK	Fouls		Y	R	
												FC	FS			
1	FERREIRA Marcos	GK	60	S	60	60	180									
2	RODRIGUES Jean	D	50	20	60	19	149			3/5		4	2			
3	MARINHO Leandro	D	60	60	30	52	202	3		9/13	1/1	2	3			
4	GONÇALVES Pedro	D	12	30	S	8	50	1		3/5		1	2			
5	de MORAES Gilberto	M	N	40	16	S	56	1		2/3						
6	NETO Fermiano	D	60	S	30	15	105	1		7/9		2				
7	BRUZZI Fabiano	F	44	30	30	60	164	7		11/16		4	7	1		
8	PEREIRA Flávio	M	10	30	30	41	111	2		5/8						
9	ROCHA Luciano	D	48	30	44	45	167	8		16/28		1	2			
10	LIMA Renato	M	16	60	60	60	196	5		8/11			1			
11	GUIMARÃES José	F	60	60	60	60	240	4		8/10		2	5			
12	da SILVA Moisés	GK	S	60	S	S	60		1				1			
Totals								32	1	72/108	1/1	16	23	1		

Corner Kicks:	34
Free Kicks:	2
Penalty Kicks Against (Goals/Shots):	0/0
Own Goals:	2
Own Goals Against:	0

Legend:

A	Absent	AET	After Extra Time	D	Defender	F	Forward
FC	Fouls Committed	FS	Fouls Suffered	GA	Goals Against	GF	Goals For
GK	Goalkeeper	I	Injured	M	Midfielder	Min	Minutes Played
N	Not eligible to play	PK	Penalty Kicks (Goals/Shots)	Pos	Position	PSO	Penalty Shoot-out
R	Expulsions (Red Cards)	S	Substitute	SG/S	Shots on Goal/Shots	Y	Cautions (Yellow Cards)

Cumulative Statistics

Estadísticas Acumuladas / Estatísticas Cumulativas

CAN - Canada After 4 matches

No.	Name	Pos	ARG 1:2 (1:0)	COL 9:0 (6:0)	BRA 0:7 (0:4)	USA 1:0 (0:0)	Min	GF	GA	SG/S	PK	Fouls		Y	R
												FC	FS		
1	MACDONALD Ross	GK	60	S	58	60	178		9				2		
2	PHILLIPS Todd	D	60	60	60	60	240			2/2		1			
3	KAEMINGK Dan	D	S	S	2	S	2								
4	DUEHRSEN Chris	D	60	38	58	60	216			1/2		1	1		
5	van den BOOGAARD Scott	F	53	60	48	60	221	3		7/11		4	1	1	
6	SMAJLOVIC Sefik	M	60	21	60	60	201	1		5/9			5		
7	HODGSON Dustin	M	60	60	60	60	240	3		8/14		3	4	1	
11	BROWN Matt	M	60	43	60	60	223	3		8/16		3	1		
12	PHILLIPS III John William	D	7	22	12	S	41								
14	BURNELL Adam	D	S	17	S	S	17								
18	BUCKLAND Jeff	F	S	39	S	S	39	1		2/3			1		
22	WHITSON Derek	GK	S	60	2	S	62								
Totals								11	9	33/57		12	15	2	

Corner Kicks:	15
Free Kicks:	1
Penalty Kicks Against (Goals/Shots):	0/0
Own Goals:	0
Own Goals Against:	0

Legend:

A	Absent	AET	After Extra Time	D	Defender	F	Forward
FC	Fouls Committed	FS	Fouls Suffered	GA	Goals Against	GF	Goals For
GK	Goalkeeper	I	Injured	M	Midfielder	Min	Minutes Played
N	Not eligible to play	PK	Penalty Kicks (Goals/Shots)	Pos	Position	PSO	Penalty Shoot-out
R	Expulsions (Red Cards)	S	Substitute	SG/S	Shots on Goal/Shots	Y	Cautions (Yellow Cards)

Cumulative Statistics

Estadísticas Acumuladas / Estatísticas Cumulativas

COL - Colombia

After 3 matches

No.	Name	Pos	ARG 0:5 (0:3)	CAN 0:9 (0:6)	VEN 2:2 AET (1:1, 1:0) 2:3 PSO	Min	GF	GA	SG/S	PK	Fouls		Y	R	
											FC	FS			
1	BERRIO Carlos	GK	S	S	80	80					1				
2	MAZO John	F	S	N	N										
3	GIRALDO Santiago	D	60	60	80	200			1/2		2	1			
4	PICO Edwin	D	S	30	35	65					1				
5	ÑUNGO Antonio	D	60	60	80	200							1		
6	RODRIGUEZ Guillermo	F	60	60	S	120					1				
7	MUÑOZ Jorge	GK	60	60	80	200		16							
8	RIVEROS Oscar	M	51	60	80	191	2		4/6		1	2			
9	MORENO Jaime	M	60	30	62	152			0/1			2			
10	ARIZA Jhair	D	60	36	45	141					1				
11	RODRIGUEZ Mauricio	F	9	24	18	51			1/2			1			
12	SUACHA Juan Carlos	M	S	N	N										
Totals								2	16	6/11		7	6	1	

Corner Kicks:	6
Free Kicks:	0
Penalty Kicks Against (Goals/Shots):	0/0
Own Goals:	0
Own Goals Against:	0

Legend:

A	Absent	AET	After Extra Time	D	Defender	F	Forward
FC	Fouls Committed	FS	Fouls Suffered	GA	Goals Against	GF	Goals For
GK	Goalkeeper	I	Injured	M	Midfielder	Min	Minutes Played
N	Not eligible to play	PK	Penalty Kicks (Goals/Shots)	Pos	Position	PSO	Penalty Shoot-out
R	Expulsions (Red Cards)	S	Substitute	SG/S	Shots on Goal/Shots	Y	Cautions (Yellow Cards)

Cumulative Statistics

Estadísticas Acumuladas / Estatísticas Cumulativas

USA - United States of America After 4 matches

No.	Name	Pos	BRA 0:7 (0:4)	VEN 7:0 (7:0)	ARG 1:2 (0:0)	CAN 0:1 (0:0)	Min	GF	GA	SG/S	PK	Fouls		Y	R
												FC	FS		
1	JOHNSON Keith	GK	60	60	60	60	240		10						
2	THEOBALD John	D	44	S	55	54	153					4	1	2	
3	SLEMONS Jason	M	9	36	S	S	45			0/1		4	3		
4	McCULLOUGH Jon	M	60	25	60	60	205	1		5/9		1	2	1	
5	BLUE Josh	F	S	30	5	6	41	2		3/4					
6	AHRENS Chris	F	60	60	S	S	120			2/5		2	1		
7	ARNEAUD Derek	D	51	24	60	60	195			1/2		8	2	1	
8	LATSCH Tommy	M	16	30	S	13	59			1/2					
9	McKINNEY Joshua	M	60	60	60	60	240	2		7/13			3		
10	VAZQUEZ Marthell	F	60	60	60	60	240	3		7/13		5	13	1	
11	SCHETKA Shaun	M	S	35	S	S	35			2/7					
12	GARRETT Louis	D	S	S	60	47	107			0/2		3	2	1	
Totals								8	10	28/58		27	27	6	

Corner Kicks:	25
Free Kicks:	1
Penalty Kicks Against (Goals/Shots):	1/1
Own Goals:	0
Own Goals Against:	2

Legend:

A	Absent	AET	After Extra Time	D	Defender	F	Forward
FC	Fouls Committed	FS	Fouls Suffered	GA	Goals Against	GF	Goals For
GK	Goalkeeper	I	Injured	M	Midfielder	Min	Minutes Played
N	Not eligible to play	PK	Penalty Kicks (Goals/Shots)	Pos	Position	PSO	Penalty Shoot-out
R	Expulsions (Red Cards)	S	Substitute	SG/S	Shots on Goal/Shots	Y	Cautions (Yellow Cards)

Cumulative Statistics

Estadísticas Acumuladas / Estatísticas Cumulativas

VEN - Venezuela After 3 matches

No.	Name	Pos	USA 0:7 (0:7)	BRA 1:15 (0:10)	COL 2:2 AET (1:1, 0:1) 3:2 PSO	Min	GF	GA	SG/S	PK	Fouls		Y	R	
											FC	FS			
1	CARRASQUEL Carlos	GK	60	60	80	200		17	0/1		1				
4	ALVARADO Juan	D	59	46	70	175					1				
5	HERNANDEZ Javier	F	30	60	80	170			0/5			1			
6	SUAREZ Pedro	M	60	30	53	143			0/7		5				
7	ARANGUREN Johnny	F	1	30	27	58	1		1/1						
8	SOCORRO Pedro	D	30	60	80	170			0/1		1	1			
9	MENDOZA Wuairon	D	59	60	80	199			0/2		2	1			
10	SANGRONIS Jose	M	60	60	80	200	2		7/18		2	6			
11	CANTILLO Richard	F	1	14	10	25									
12	ADARFIO Antony	GK	60	S	S	60		7							
Totals								3	24	8/35		12	9		

Corner Kicks:	15
Free Kicks:	0
Penalty Kicks Against (Goals/Shots):	0/0
Own Goals:	0
Own Goals Against:	0

Legend:

A	Absent	AET	After Extra Time	D	Defender	F	Forward
FC	Fouls Committed	FS	Fouls Suffered	GA	Goals Against	GF	Goals For
GK	Goalkeeper	I	Injured	M	Midfielder	Min	Minutes Played
N	Not eligible to play	PK	Penalty Kicks (Goals/Shots)	Pos	Position	PSO	Penalty Shoot-out
R	Expulsions (Red Cards)	S	Substitute	SG/S	Shots on Goal/Shots	Y	Cautions (Yellow Cards)



Overall Team Statistics

Estadísticas Generales del equipo / Estatísticas Gerais da Equipe

As of 18 AUG 2007 at 13:27

Team	MP	GF	GA	SG/S	PK	PKA	CK	Fouls		Y	R
								FC	FS		
ARG - Argentina	4	9	7	44/123	0/0	0/0	43	28	17	4	1
BRA - Brazil	4	32	1	72/108	1/1	0/0	34	16	23	1	0
CAN - Canada	4	11	9	33/57	0/0	0/0	15	12	15	2	0
COL - Colombia	3	2	16	6/11	0/0	0/0	6	7	6	1	0
USA - United States of America	4	8	10	28/58	0/0	1/1	25	27	27	6	0
VEN - Venezuela	3	3	24	8/35	0/0	0/0	15	12	9	0	0
Totals		65	67	191/392	1/1	1/1	138	102		14	1
Average (per match)		5.9	6.1	17.4/35.6	0.1/0.1	0.1/0.1	12.5	9.3		1.3	0.1

Legend:

CK	Corner Kicks	FC	Fouls Committed	FS	Fouls Suffered	GA	Goals Against
GF	Goals For	MP	Matches Played	OF	Offsides	PK	Penalty Kicks (Goals/Shots)
PKA	Penalty Kicks Against (Goals/Shots)			R	Expulsions (Red Cards)	SG/S	Shots on Goal/Shots
Y	Cautions (Yellow Cards)						



Individual Statistics

Estadísticas Individuales / Estatísticas Individuais

As of 18 AUG 2007 at 13:27

GOALSCORERS

Rank	Shirt No.	Name	Team	MP	Goals
1	9	ROCHA Luciano	BRA	4	8
2	7	BRUZZI Fabiano	BRA	4	7
3	10	LIMA Renato	BRA	4	5
4	11	GUIMARÃES José	BRA	4	4
4	5	MORANA Mariano	ARG	4	4
6	11	BROWN Matt	CAN	4	3
6	7	HODGSON Dustin	CAN	4	3
6	3	MARINHO Leandro	BRA	4	3
6	5	van den BOOGAARD Scott	CAN	4	3
6	10	VAZQUEZ Marthell	USA	4	3
11	10	RODRIGUEZ Gabriel	ARG	1	2
12	5	BLUE Josh	USA	3	2
12	8	RIVEROS Oscar	COL	3	2
12	10	SANGRONIS Jose	VEN	3	2
15	9	McKINNEY Joshua	USA	4	2
15	8	PEREIRA Flávio	BRA	4	2
17	18	BUCKLAND Jeff	CAN	1	1
18	5	de MORAES Gilberto	BRA	2	1
19	7	ARANGUREN Johnny	VEN	3	1
19	4	GONÇALVES Pedro	BRA	3	1
19	6	NETO Fermiano	BRA	3	1
22	8	BASTIAS Claudio	ARG	4	1
22	6	CARDINAL Carlos	ARG	4	1
22	4	McCULLOUGH Jon	USA	4	1
22	3	MORINIGO Claudio	ARG	4	1
22	6	SMAJLOVIC Sefik	CAN	4	1
Own Goals					
	2	THEOBALD John	USA	3	2

Individual Statistics

Estadísticas Individuales / Estatísticas Individuais

As of 18 AUG 2007 at 13:27

SHOTS ON GOAL

Rank	Shirt No.	Name	Team	MP	SG	AVG
1	9	ROCHA Luciano	BRA	4	16	4.0
2	7	BRUZZI Fabiano	BRA	4	11	2.8
3	5	MORANA Mariano	ARG	4	10	2.5
4	3	MARINHO Leandro	BRA	4	9	2.3
4	6	NETO Fermiano	BRA	3	7	2.3
4	10	SANGRONIS Jose	VEN	3	7	2.3
7	11	BROWN Matt	CAN	4	8	2.0
7	11	GUIMARÃES José	BRA	4	8	2.0
7	7	HODGSON Dustin	CAN	4	8	2.0
7	10	LIMA Renato	BRA	4	8	2.0

SHOTS

Rank	Shirt No.	Name	Team	MP	S	AVG
1	9	ROCHA Luciano	BRA	4	28	7.0
2	10	SANGRONIS Jose	VEN	3	18	6.0
3	5	MORANA Mariano	ARG	4	23	5.8
4	8	BASTIAS Claudio	ARG	4	21	5.3
5	3	MORINIGO Claudio	ARG	4	17	4.3
6	11	BROWN Matt	CAN	4	16	4.0
6	7	BRUZZI Fabiano	BRA	4	16	4.0
8	6	CARDINAL Carlos	ARG	4	14	3.5
8	7	HODGSON Dustin	CAN	4	14	3.5
8	11	JAIME Ezequiel	ARG	4	14	3.5

Legend:

AVG Average per match **MP** Matches Played **S** Shots **SG** Shots on Goal

Judô
Judo
Judo



Number of Entries by NPC

Número de Inscripciones por CPN / Número de Inscrições por CPN

As of 15 AUG 2007

Continental Union NPC	Total Entries per Men by Kg								Total Entries per Women by Kg						Total	
	-60	-66	-73	-81	-90	-100	+100	Total	-48	-52	-57	-63	-70	+70		Total
America																
ARG - Argentina	1		1	1				3								3
BRA - Brazil	2	2	2	2		1	2	11	2			2	1	2	7	18
CAN - Canada				1		1		2								2
COL - Colombia	1	1	1					3								3
CUB - Cuba	1	1	1	1		1	1	6	1					1	2	8
MEX - Mexico		1	1					2					1		1	3
PUR - Puerto Rico		1						1								1
URU - Uruguay	1	1						2								2
USA - United States of America			1	1		1	1	4	1			1	1		3	7
VEN - Venezuela	1	1	1	1		1	1	6				1			1	7
Total America:	10	7	8	8	7		5	5	40	4		4	3	3	14	54
TOTAL ALL UNIONS:	10	7	8	8	7		5	5	40	4		4	3	3	14	54



Entry List By Weight Category

Lista de Inscripciones por Categoría de Peso / Lista de Inscrições por Categoria de Peso

As of 15 AUG 2007

NPC	Name	Medical Class	Date of Birth	Height m / ft in
ARG - Argentina	DÍAZ Domingo	B2	24 DEC 1979	
BRA - Brazil	ARAÚJO Helder	B2	18 AUG 1979	
	PAIXÃO Roberto	B1	29 DEC 1976	
COL - Colombia	CORTES Juan Pablo	B3	11 NOV 1970	
CUB - Cuba	HECHAVARRIA Sergio	B2	26 DEC 1968	
URU - Uruguay	BORGES Henry	B1	30 APR 1983	
VEN - Venezuela	ARANGUREN Elvin	B1	29 NOV 1985	

Total Number of Judokas: 7



Entry List By Weight Category

Lista de Inscripciones por Categoría de Peso / Lista de Inscrições por Categoria de Peso

As of 15 AUG 2007

NPC	Name	Medical Class	Date of Birth	Height m / ft in
BRA - Brazil	GOMES Magno	B3	3 JAN 1983	
	SOUZA Robson	B1	7 AUG 1985	
COL - Colombia	ALZATE Wilson	B2	28 FEB 1978	
CUB - Cuba	RAMOS Víctor Luis	B2	10 JUL 1974	
MEX - Mexico	PARRA Jose	B2	23 JAN 1990	
PUR - Puerto Rico	PEREZ Luis	B2	26 SEP 1986	
URU - Uruguay	VIERA Alfredo	B1	23 NOV 1963	
VEN - Venezuela	TOVAR Marcos Jose	B2	11 NOV 1970	

Total Number of Judokas: 8



Entry List By Weight Category

Lista de Inscripciones por Categoría de Peso / Lista de Inscrições por Categoria de Peso

As of 15 AUG 2007

NPC	Name	Medical Class	Date of Birth	Height m / ft in
ARG - Argentina	RAMIREZ Fabián	B1	3 JAN 1977	
BRA - Brazil	AMARAL Eduardo	B2	29 JUN 1967	
	PORFÍRIO Wanderson	B3	21 FEB 1983	
COL - Colombia	CASTILLO Edgar	B1	24 NOV 1970	
CUB - Cuba	MARCILLIS Jorge	B2	11 APR 1983	
MEX - Mexico	AVILA Eduardo	B3	20 DEC 1985	
USA - United States of America	MOORE Scott	B3	10 NOV 1969	
VEN - Venezuela	BRICENO Mauricio	B3	2 DEC 1986	

Total Number of Judokas: 8

Entry List By Weight Category

Lista de Inscripciones por Categoría de Peso / Lista de Inscrições por Categoria de Peso

As of 15 AUG 2007

NPC	Name	Medical Class	Date of Birth	Height m / ft in
ARG - Argentina	LENCINA Jorge	B2	26 MAR 1975	
BRA - Brazil	ARRUDA Harley	B1	5 JUL 1979	
	ROSA Denis	B2	18 OCT 1979	
CAN - Canada	RADOMAN Alexander	B3	18 NOV 1988	
CUB - Cuba	ALONSO Isao	B3	5 AUG 1982	
USA - United States of America	JONES Scott	B2	23 MAY 1974	
VEN - Venezuela	CARVALLO Reinaldo	B3	2 JAN 1983	

Total Number of Judokas: 7



Entry List By Weight Category

Lista de Inscripciones por Categoría de Peso / Lista de Inscrições por Categoria de Peso

As of 15 AUG 2007

NPC	Name	Medical Class	Date of Birth	Height m / ft in
BRA - Brazil	SILVA Antonio	B1	24 OCT 1970	
CAN - Canada	MORGAN William	B2	2 MAR 1975	
CUB - Cuba	BERMÚDEZ Juan	B2	14 AUG 1965	
USA - United States of America	PORTER Myles	B3	22 NOV 1985	
VEN - Venezuela	ESPINOZA Hector	B1	6 SEP 1972	

Total Number of Judokas: 5



Entry List By Weight Category

Lista de Inscripciones por Categoría de Peso / Lista de Inscrições por Categoria de Peso

As of 15 AUG 2007

NPC	Name	Medical Class	Date of Birth	Height m / ft in	Weight kg / lbs
BRA - Brazil	SILVA Alexandre	B1	8 JAN 1976		
	VAZ Elmo	B2	11 OCT 1961		
CUB - Cuba	DOMÍNGUEZ Yangeliny	B2	2 MAR 1979		
USA - United States of America	DE WALL Greg	B1	10 FEB 1979		
VEN - Venezuela	MONTERO William	B1	30 DEC 1970		

Total Number of Judokas: 5

Actual weight will be available one hour after official weigh-in



Entry List By Weight Category

Lista de Inscripciones por Categoría de Peso / Lista de Inscrições por Categoria de Peso

As of 15 AUG 2007

NPC	Name	Medical Class	Date of Birth	Height m / ft in
BRA - Brazil	CARDOSO Karla	B3	18 NOV 1981	
	FARIAS Ana Luiza	B2	22 DEC 1975	
CUB - Cuba	FUENTES María	B2	8 FEB 1978	
USA - United States of America	THOMAS Christina	B1	12 JAN 1969	

Total Number of Judokas: 4



Entry List By Weight Category

Lista de Inscripciones por Categoría de Peso / Lista de Inscrições por Categoria de Peso

As of 15 AUG 2007

NPC	Name	Medical Class	Date of Birth	Height m / ft in
BRA - Brazil	COSTA Regina	B2	30 APR 1979	
	SILVA Daniele	B3	6 AUG 1984	
USA - United States of America	MOUTON Jordan	B2	26 JUL 1989	
VEN - Venezuela	SOAZO Naomi	B3	19 DEC 1988	

Total Number of Judokas: 4



Entry List By Weight Category

Lista de Inscripciones por Categoría de Peso / Lista de Inscrições por Categoria de Peso

As of 15 AUG 2007

NPC	Name	Medical Class	Date of Birth	Height m / ft in
BRA - Brazil	TEIXEIRA Lucia	B3	17 JUN 1981	
MEX - Mexico	RUVALCABA Lenia	B3	23 APR 1986	
USA - United States of America	MARTINEZ Lisamaria	B2	17 FEB 1981	

Total Number of Judokas: 3

Entry List By Weight Category

Lista de Inscripciones por Categoría de Peso / Lista de Inscrições por Categoria de Peso

As of 17 AUG 2007

NPC	Name	Medical Class	Date of Birth	Height m / ft in	Weight kg / lbs
BRA - Brazil	ALMEIDA Deane	B2	12 AUG 1981		
	SOUZA Lourdes	B3	15 FEB 1985		
CUB - Cuba	HERNÁNDEZ Anayasi	B3	17 AUG 1977		

Total Number of Judokas: 3

Actual weight will be available one hour after official weigh-in

Contest List

Lista de Combates / Lista de partidas

THU 16 AUG 2007 - Start at 10:00

Number of Judokas: 7

BRA PAIXÃO R	PAIXÃO R		
COL CORTES JP	0012 /0001 OTO 2:43		
		BORGES H	
		0000 /1000 SG. 2:23	
ARG DÍAZ D	BORGES H		
URU BORGES H	0000 /0010 SON 3:23		
			HECHAVARRIA S
			0000 /0011 ISN 4:59
BRA ARAÚJO H	ARAÚJO H		
VEN ARANGUREN E	1000 /0000 KTD 0:20		
		HECHAVARRIA S	
		0000 /1120 SON 3:37	
CUB HECHAVARRIA	HECHAVARRIA S		
COL CORTES JP	CORTES JP		
ARG DÍAZ D	0001 /0000 ¹ P29 5:00		
		CORTES JP	
		0200 /0000 SON 3:13	
BRA ARAÚJO H			
VEN ARANGUREN E	ARANGUREN E		
		PAIXÃO R	
BRA PAIXÃO R		0010 /1010 KEJ 1:57	

Legend: nnnnP/kkkkP VVV MM:SS GS

nnnn: IPP, WAZ, YUK, and KOK for BLUE

kkkk: IPP, WAZ, YUK, and KOK for WHITE

P: Penalties (1,2,3,4 or H/X for direct Hansoku Make)

VVV: Winning Technique

MM:SS Winning Time

GS Golden Score

CLASSIFICATION

1	HECHAVARRIA Sergio	CUB
2	BORGES Henry	URU
3	CORTES Juan Pablo	COL
3	PAIXÃO Roberto	BRA
5	ARAÚJO Helder	BRA
5	ARANGUREN Elvin	VEN
7	DÍAZ Domingo	ARG
7		

Contest List

Lista de Combates / Lista de partidas

THU 16 AUG 2007 - Start at 10:00

Number of Judokas: 8

BRA SOUZA R	RAMOS VL		
CUB RAMOS VL	0000 /1011 KTJ 2:28		
		RAMOS VL	
		1020 /0000 OSM 3:14	
MEX PARRA J	ALZATE W		
COL ALZATE W	0000 /1010 KG. 1:32		
			RAMOS VL
			1000 /0000 OUG 3:07
BRA GOMES M	GOMES M		
URU VIEIRA A	1000 /0000 UMA 0:22		
		GOMES M	
		0012 /0001 OUG 5:00	
PUR PEREZ L	TOVAR MJ		
VEN TOVAR MJ	0000 /1000 STG 4:38		
BRA SOUZA R	SOUZA R		
MEX PARRA J	KIKEN-GACHI		
		TOVAR MJ	
		0000 /1100 KTO 1:50	
VEN TOVAR MJ			
URU VIEIRA A	PEREZ L		
PUR PEREZ L	0000 /1000 MEA 1:15		
		ALZATE W	
		0000 /0010 P29 5:00	
COL ALZATE W			

Legend: nnnnP/kkkkP VVV MM:SS GS

nnnn: IPP, WAZ, YUK, and KOK for BLUE

kkkk: IPP, WAZ, YUK, and KOK for WHITE

P: Penalties (1,2,3,4 or H/X for direct Hansoku Make)

VVV: Winning Technique

MM:SS Winning Time

GS Golden Score

CLASSIFICATION

1	RAMOS Víctor Luis	CUB
2	GOMES Magno	BRA
3	TOVAR Marcos Jose	VEN
3	ALZATE Wilson	COL
5	SOUZA Robson	BRA
5	PEREZ Luis	PUR
7	PARRA Jose	MEX
7	VIEIRA Alfredo	URU

Contest List

Lista de Combates / Lista de partidas

FRI 17 AUG 2007 - Start at 10:00

Number of Judokas: 8

BRA	AMARAL E	AMARAL E	
COL	CASTILLO E	1010 /0000 UMA 1:08	
CUB	MARCILLIS J	MARCILLIS J	0000 /1010 UMA 1:50
USA	MOORE S	1010 /0010 UMA 2:03	
BRA	PORFÍRIO W	RAMIREZ F	AVILA E
ARG	RAMIREZ F	0000 /1000 ISN 2:04	0012 /0021 ¹ OSM 5:00
MEX	AVILA E	AVILA E	0000 /0001 P29 5:00
VEN	BRICENO M	1021 /0010 ¹ OSG 3:16	
COL	CASTILLO E	MOORE S	
USA	MOORE S	0000 /1020 KKS 0:56	
ARG	RAMIREZ F	RAMIREZ F	0000 /1001 STA 1:29
BRA	PORFÍRIO W	BRICENO M	
VEN	BRICENO M	0000 /1001 KGU 0:38	
BRA	AMARAL E	AMARAL E	0000 /0021 UMA 5:00

Legend: nnnnP/kkkkP VVV MM:SS GS

nnnn: IPP, WAZ, YUK, and KOK for BLUE

kkkk: IPP, WAZ, YUK, and KOK for WHITE

P: Penalties (1,2,3,4 or H/X for direct Hansoku Make)

VVV: Winning Technique

MM:SS Winning Time

GS Golden Score

CLASSIFICATION

1	AVILA Eduardo	MEX
2	MARCILLIS Jorge	CUB
3	RAMIREZ Fabián	ARG
3	AMARAL Eduardo	BRA
5	MOORE Scott	USA
5	BRICENO Mauricio	VEN
7	CASTILLO Edgar	COL
7	PORFÍRIO Wanderson	BRA

Contest List

Lista de Combates / Lista de partidas

FRI 17 AUG 2007 - Start at 10:00

Number of Judokas: 7

BRA	ARRUDA H	ARRUDA H	
CAN	RADOMAN A	0002 /0000 ¹ TNO 5:00	
ARG	LENCINA J	LENCINA J	LENCINA J
CUB	ALONSO I	0020 /0000 YOT 5:00	0000 /1010 YSG 0:57
BRA	ROSA D	CARVALLO R	LENCINA J
VEN	CARVALLO R	0010 ³ /0101 P29 5:00	0011 /0000 TNQ 4:25
USA	JONES S	JONES S	CARVALLO R
			1001 /0000 UMA 1:39
CAN	RADOMAN A	ALONSO I	
CUB	ALONSO I	0000 /1020 KTA 3:39	ALONSO I
			1011 /0000 ² TSG 5:00
		USA JONES S	
BRA	ROSA D	ROSA D	
			ROSA D
			1000 /0010 UMS 2:32
BRA	ARRUDA H		

Legend: nnnnP/kkkkP VVV MM:SS GS

nnnn: IPP, WAZ, YUK, and KOK for BLUE

kkkk: IPP, WAZ, YUK, and KOK for WHITE

P: Penalties (1,2,3,4 or H/X for direct Hansoku Make)

VVV: Winning Technique

MM:SS Winning Time

GS Golden Score

CLASSIFICATION

1	LENCINA Jorge	ARG
2	CARVALLO Reinaldo	VEN
3	ALONSO Isao	CUB
3	ROSA Denis	BRA
5	JONES Scott	USA
5	ARRUDA Harley	BRA
7	RADOMAN Alexander	CAN
7		

Contest List

Lista de Combates / Lista de partidas

SAT 18 AUG 2007 - Start at 10:00

Number of Judokas: 5

Pool 1

NPC	Name	BRA	CUB	USA	CAN	VEN	Won	Pts	Rank
BRA	SILVA Antonio		1011 KKS, 3:28	1011 SOT, 2:04	FUSEN	FUSEN FUS	3	30	1
CUB	BERMÚDEZ Juan	00001		1011 UMM, 3:36	1100 HRG, 1:51	FUSEN FUS	3	30	2
USA	PORTER Myles	00001	00001		1000 KUG, 0:04	1000 JG, 0:56	2	20	3
CAN	MORGAN William	-	0000	0000		1000 OSM, 0:18	1	10	4
VEN	ESPINOZA Hector	-	-	0000	0000		0	0	5

Legend: nnnnP/kkkkP VVV MM:SS GS

nnnn: IPP, WAZ, YUK, and KOK for BLUE
 kkkk: IPP, WAZ, YUK, and KOK for WHITE
 P: Penalties (1,2,3,4 or H/X for direct Hansoku Make)
 VVV: Winning Technique
 MM:SS Winning Time
 GS Golden Score

CLASSIFICATION

1	SILVA Antonio	BRA
2	BERMÚDEZ Juan	CUB
3	PORTER Myles	USA
4	MORGAN William	CAN
5	ESPINOZA Hector	VEN

Contest List

Lista de Combates / Lista de partidas

SAT 18 AUG 2007 - Start at 10:00

Number of Judokas: 5

Pool 1

NPC	Name	CUB	USA	VEN	BRA	BRA	Won	Pts	Rank
CUB	DOMÍNGUEZ Yangaliny		1000 HRG, 1:43	0200 OSM, 0:39	1000 KEG, 0:29	FUSEN	4	40	1
USA	DE WALL Greg	0010		1000 OGO, 2:10	1000 KKE, 4:15	FUSEN FUS	3	30	2
VEN	MONTERO William	0000	0000		0200 YSG, 3:19	FUSEN FUS	2	20	3
BRA	SILVA Alexandre	0000	0010	0000		FUSEN	1	10	4
BRA	VAZ Elmo	-	-	-	-		0	0	5

Legend: nnnnP/kkkkP VVV MM:SS GS

nnnn: IPP, WAZ, YUK, and KOK for BLUE
 kkkk: IPP, WAZ, YUK, and KOK for WHITE
 P: Penalties (1,2,3,4 or H/X for direct Hansoku Make)
 VVV: Winning Technique
 MM:SS Winning Time
 GS Golden Score

CLASSIFICATION

1	DOMÍNGUEZ Yangaliny	CUB
2	DE WALL Greg	USA
3	MONTERO William	VEN
4	SILVA Alexandre	BRA
5	VAZ Elmo	BRA

Results Summary (by weight category)

Resumen de resultados (por categoría de peso) / Resumo dos Resultados (por Categoria de Peso)

As of THU 16 AUG 2007

Rank	Name	NPC Code
Gold	HECHAVARRIA Sergio	CUB
Silver	BORGES Henry	URU
Bronze	CORTES Juan Pablo	COL
Bronze	PAIXÃO Roberto	BRA
5th	ARAÚJO Helder	BRA
5th	ARANGUREN Elvin	VEN
7th	DÍAZ Domingo	ARG
7th		

Total number of judokas	7
Total number of contests	9
Total number of "Golden Score" contests	

Wins by			
IPPON	4	44.44 %	
WAZA-ARI-AWASETE-IPPON	1	11.11 %	
WAZA-ARI	0	0.00 %	
YUKO	3	33.33 %	
KOKA	0	0.00 %	
HANSOKU-MAKE DIRECT	0	0.00 %	
HANSOKU-MAKE / 4 SHIDOS	0	0.00 %	
3 SHIDOS	0	0.00 %	
2 SHIDOS	0	0.00 %	
1 SHIDO	1	11.11 %	
YUSEI-GACHI (GOLDEN SCORE)	0	0.00 %	
HANTEI (GOLDEN SCORE)	0	0.00 %	
SOGO-GACHI	0	0.00 %	
KIKEN-GACHI	0	0.00 %	
FUSEN-GACHI	0	0.00 %	
MEDICAL	0	0.00 %	

The shortest contest:
Number 4 - 0:20
ARAÚJO Helder (BRA) wins ARANGUREN Elvin (VEN)
Winning Technique: KTD



Results Summary (by weight category)

Resumen de resultados (por categoría de peso) / Resumo dos Resultados (por Categoria de Peso)

As of THU 16 AUG 2007

Rank	Name	NPC Code
Gold	RAMOS Víctor Luis	CUB
Silver	GOMES Magno	BRA
Bronze	TOVAR Marcos Jose	VEN
Bronze	ALZATE Wilson	COL
5th	SOUZA Robson	BRA
5th	PEREZ Luis	PUR
7th	PARRA Jose	MEX
7th	VIEIRA Alfredo	URU

Total number of judokas	8
Total number of contests	11
Total number of "Golden Score" contests	

Wins by			
IPPON	8	72.73 %	
WAZA-ARI-AWASETE-IPPON	0	0.00 %	
WAZA-ARI	0	0.00 %	
YUKO	1	9.09 %	
KOKA	0	0.00 %	
HANSOKU-MAKE DIRECT	0	0.00 %	
HANSOKU-MAKE / 4 SHIDOS	0	0.00 %	
3 SHIDOS	0	0.00 %	
2 SHIDOS	1	9.09 %	
1 SHIDO	0	0.00 %	
YUSEI-GACHI (GOLDEN SCORE)	0	0.00 %	
HANTEI (GOLDEN SCORE)	0	0.00 %	
SOGO-GACHI	0	0.00 %	
KIKEN-GACHI	1	9.09 %	
FUSEN-GACHI	0	0.00 %	
MEDICAL	0	0.00 %	

The shortest contest:

Number 2 - 0:22

GOMES Magno (BRA) wins VIEIRA Alfredo (URU)

Winning Technique: UMA

Results Summary (by weight category)

Resumen de resultados (por categoría de peso) / Resumo dos Resultados (por Categoria de Peso)

As of FRI 17 AUG 2007

Rank	Name	NPC Code
Gold	AVILA Eduardo	MEX
Silver	MARCILLIS Jorge	CUB
Bronze	RAMIREZ Fabián	ARG
Bronze	AMARAL Eduardo	BRA
5th	MOORE Scott	USA
5th	BRICENO Mauricio	VEN
7th	CASTILLO Edgar	COL
7th	PORFÍRIO Wanderson	BRA

Total number of judokas	8
Total number of contests	11
Total number of "Golden Score" contests	

Wins by			
IPPON	8	72.73 %	
WAZA-ARI-AWASETE-IPPON	0	0.00 %	
WAZA-ARI	0	0.00 %	
YUKO	2	18.18 %	
KOKA	0	0.00 %	
HANSOKU-MAKE DIRECT	0	0.00 %	
HANSOKU-MAKE / 4 SHIDOS	0	0.00 %	
3 SHIDOS	0	0.00 %	
2 SHIDOS	0	0.00 %	
1 SHIDO	1	9.09 %	
YUSEI-GACHI (GOLDEN SCORE)	0	0.00 %	
HANTEI (GOLDEN SCORE)	0	0.00 %	
SOGO-GACHI	0	0.00 %	
KIKEN-GACHI	0	0.00 %	
FUSEN-GACHI	0	0.00 %	
MEDICAL	0	0.00 %	

The shortest contest:

Number 9 - 0:38

BRICENO Mauricio (VEN) wins PORFÍRIO Wanderson (BRA)

Winning Technique: KGU

Results Summary (by weight category)

Resumen de resultados (por categoría de peso) / Resumo dos Resultados (por Categoria de Peso)

As of FRI 17 AUG 2007

Rank	Name	NPC Code
Gold	LENCINA Jorge	ARG
Silver	CARVALLO Reinaldo	VEN
Bronze	ALONSO Isao	CUB
Bronze	ROSA Denis	BRA
5th	JONES Scott	USA
5th	ARRUDA Harley	BRA
7th	RADOMAN Alexander	CAN
7th		

Total number of judokas	7
Total number of contests	9
Total number of "Golden Score" contests	

Wins by			
IPPON	5	55.56 %	
WAZA-ARI-AWASETE-IPPON	0	0.00 %	
WAZA-ARI	0	0.00 %	
YUKO	2	22.22 %	
KOKA	1	11.11 %	
HANSOKU-MAKE DIRECT	0	0.00 %	
HANSOKU-MAKE / 4 SHIDOS	0	0.00 %	
3 SHIDOS	1	11.11 %	
2 SHIDOS	0	0.00 %	
1 SHIDO	0	0.00 %	
YUSEI-GACHI (GOLDEN SCORE)	0	0.00 %	
HANTEI (GOLDEN SCORE)	0	0.00 %	
SOGO-GACHI	0	0.00 %	
KIKEN-GACHI	0	0.00 %	
FUSEN-GACHI	0	0.00 %	
MEDICAL	0	0.00 %	

The shortest contest:

Number 6 - 0:57

LENCINA Jorge (ARG) wins ARRUDA Harley (BRA)

Winning Technique: YSG



Results Summary (by weight category)

Resumen de resultados (por categoría de peso) / Resumo dos Resultados (por Categoria de Peso)

As of SAT 18 AUG 2007

Rank	Name	NPC Code
Gold	SILVA Antonio	BRA
Silver	BERMÚDEZ Juan	CUB
Bronze	PORTER Myles	USA
4th	MORGAN William	CAN
5th	ESPINOZA Hector	VEN
5th		
7th		
7th		

Total number of judokas	5
Total number of contests	10
Total number of "Golden Score" contests	

Wins by			
IPPON	7	70.00 %	
WAZA-ARI-AWASETE-IPPON	0	0.00 %	
WAZA-ARI	0	0.00 %	
YUKO	0	0.00 %	
KOKA	0	0.00 %	
HANSOKU-MAKE DIRECT	0	0.00 %	
HANSOKU-MAKE / 4 SHIDOS	0	0.00 %	
3 SHIDOS	0	0.00 %	
2 SHIDOS	0	0.00 %	
1 SHIDO	0	0.00 %	
YUSEI-GACHI (GOLDEN SCORE)	0	0.00 %	
HANTEI (GOLDEN SCORE)	0	0.00 %	
SOGO-GACHI	0	0.00 %	
KIKEN-GACHI	0	0.00 %	
FUSEN-GACHI	3	30.00 %	
MEDICAL	0	0.00 %	

The shortest contest:
Number 9 - 0:04
PORTER Myles (USA) wins MORGAN William (CAN)
Winning Technique: KUG



Results Summary (by weight category)

Resumen de resultados (por categoría de peso) / Resumo dos Resultados (por Categoria de Peso)

As of SAT 18 AUG 2007

Rank	Name	NPC Code
Gold	DOMÍNGUEZ Yangaliny	CUB
Silver	DE WALL Greg	USA
Bronze	MONTERO William	VEN
4th	SILVA Alexandre	BRA
5th	VAZ Elmo	BRA
5th		
7th		
7th		

Total number of judokas	5
Total number of contests	10
Total number of "Golden Score" contests	

Wins by			
IPPON	4	40.00 %	
WAZA-ARI-AWASETE-IPPON	2	20.00 %	
WAZA-ARI	0	0.00 %	
YUKO	0	0.00 %	
KOKA	0	0.00 %	
HANSOKU-MAKE DIRECT	0	0.00 %	
HANSOKU-MAKE / 4 SHIDOS	0	0.00 %	
3 SHIDOS	0	0.00 %	
2 SHIDOS	0	0.00 %	
1 SHIDO	0	0.00 %	
YUSEI-GACHI (GOLDEN SCORE)	0	0.00 %	
HANTEI (GOLDEN SCORE)	0	0.00 %	
SOGO-GACHI	0	0.00 %	
KIKEN-GACHI	0	0.00 %	
FUSEN-GACHI	4	40.00 %	
MEDICAL	0	0.00 %	

The shortest contest:
Number 12 - 0:29
DOMÍNGUEZ Yangaliny (CUB) wins SILVA Alexandre (BRA)
Winning Technique: KEG

Contest List

Lista de Combates / Lista de partidas

THU 16 AUG 2007 - Start at 10:00

Number of Judokas: 4

Pool 1

NPC	Name	BRA	CUB	BRA	USA	Won	Pts	Rank
BRA	CARDOSO Karla		1011 SON, 2:21	1100 SG., 0:32	0200 SON, 1:00	3	30	1
CUB	FUENTES María	00001		1010 KOJ, 3:32	0210 KEG, 1:59	2	20	2
BRA	FARIAS Ana Luiza	0000	0000		1010 SON, 0:37	1	10	3
USA	THOMAS Christina	0000	0000	0000		0	0	4

Legend: nnnnP/kkkkP VVV MM:SS GS

nnnn: IPP, WAZ, YUK, and KOK for BLUE

kkkk: IPP, WAZ, YUK, and KOK for WHITE

P: Penalties (1,2,3,4 or H/X for direct Hansoku Make)

VVV: Winning Technique

MM:SS Winning Time

GS Golden Score

CLASSIFICATION

1	CARDOSO Karla	BRA
2	FUENTES María	CUB
3	FARIAS Ana Luiza	BRA
4	THOMAS Christina	USA
5		

Contest List

Lista de Combates / Lista de partidas

FRI 17 AUG 2007 - Start at 10:00

Number of Judokas: 4

Pool 1

NPC	Name	BRA	VEN	BRA	USA	Won	Pts	Rank
BRA	SILVA Daniele		1000 KOG, 0:20	1000 UMA, 0:16	1000 KOG, 0:05	3	30	1
VEN	SOAZO Naomi	0000		1000 KOG, 0:35	1010 UMA, 0:58	2	20	2
BRA	COSTA Regina	0000	0000		00101 TNO, 5:00	1	5	3
USA	MOUTON Jordan	0000	0000	0001		0	0	4

Legend: nnnnP/kkkkP VVV MM:SS GS

nnnn: IPP, WAZ, YUK, and KOK for BLUE

kkkk: IPP, WAZ, YUK, and KOK for WHITE

P: Penalties (1,2,3,4 or H/X for direct Hansoku Make)

VVV: Winning Technique

MM:SS Winning Time

GS Golden Score

CLASSIFICATION

1	SILVA Daniele	BRA
2	SOAZO Naomi	VEN
3	COSTA Regina	BRA
4	MOUTON Jordan	USA
5		



Contest List

Lista de Combates / Lista de partidas

SAT 18 AUG 2007 - Start at 10:00

Number of Judokas: 3

Pool 1

NPC	Name	MEX	USA	BRA	Won	Pts	Rank
MEX	RUVALCABA Lenia		1122 HRG, 4:09	1000 TNO, 0:25	2	20	1
USA	MARTINEZ Lisamaria	00103		11101 OUC, 2:38	1	10	2
BRA	TEIXEIRA Lucia	0000	0011		0	0	3

Legend: nnnnP/kkkkP VVV MM:SS GS

nnnn: IPP, WAZ, YUK, and KOK for BLUE

kkkk: IPP, WAZ, YUK, and KOK for WHITE

P: Penalties (1,2,3,4 or H/X for direct Hansoku Make)

VVV: Winning Technique

MM:SS Winning Time

GS Golden Score

CLASSIFICATION

1	RUVALCABA Lenia	MEX
2	MARTINEZ Lisamaria	USA
3	TEIXEIRA Lucia	BRA
4		
5		

Contest List

Lista de Combates / Lista de partidas

SAT 18 AUG 2007 - Start at 10:00

Number of Judokas: 3

Pool 1

NPC	Name	CUB	BRA	BRA	Won	Pts	Rank
CUB	HERNÁNDEZ Anayasi		1000 HRM, 0:26	Mat 2 Contest 11	1	20	1
BRA	SOUZA Lourdes	0000		1001 YSG, 1:37	1	10	2
BRA	ALMEIDA Deane	Mat 2 Contest 11	0000		0	0	3

Legend: nnnnP/kkkkP VVV MM:SS GS

nnnn: IPP, WAZ, YUK, and KOK for BLUE

kkkk: IPP, WAZ, YUK, and KOK for WHITE

P: Penalties (1,2,3,4 or H/X for direct Hansoku Make)

VVV: Winning Technique

MM:SS Winning Time

GS Golden Score

CLASSIFICATION

1	HERNÁNDEZ Anayasi	CUB
2	SOUZA Lourdes	BRA
3	ALMEIDA Deane	BRA
4		
5		



Results Summary (by weight category)

Resumen de resultados (por categoría de peso) / Resumo dos Resultados (por Categoria de Peso)

As of FRI 17 AUG 2007

Rank	Name	NPC Code
Gold	CARDOSO Karla	BRA
Silver	FUENTES María	CUB
Bronze	FARIAS Ana Luiza	BRA
4th	THOMAS Christina	USA
5th		
5th		
7th		
7th		

Total number of judokas	4
Total number of contests	6
Total number of "Golden Score" contests	

Wins by			
IPPON	4	66.67 %	
WAZA-ARI-AWASETE-IPPON	2	33.33 %	
WAZA-ARI	0	0.00 %	
YUKO	0	0.00 %	
KOKA	0	0.00 %	
HANSOKU-MAKE DIRECT	0	0.00 %	
HANSOKU-MAKE / 4 SHIDOS	0	0.00 %	
3 SHIDOS	0	0.00 %	
2 SHIDOS	0	0.00 %	
1 SHIDO	0	0.00 %	
YUSEI-GACHI (GOLDEN SCORE)	0	0.00 %	
HANTEI (GOLDEN SCORE)	0	0.00 %	
SOGO-GACHI	0	0.00 %	
KIKEN-GACHI	0	0.00 %	
FUSEN-GACHI	0	0.00 %	
MEDICAL	0	0.00 %	

The shortest contest:

Number 4 - 0:32

CARDOSO Karla (BRA) wins FARIAS Ana Luiza (BRA)

Winning Technique: SG.



Results Summary (by weight category)

Resumen de resultados (por categoría de peso) / Resumo dos Resultados (por Categoria de Peso)

As of FRI 17 AUG 2007

Rank	Name	NPC Code
Gold	SILVA Daniele	BRA
Silver	SOAZO Naomi	VEN
Bronze	COSTA Regina	BRA
4th	MOUTON Jordan	USA
5th		
5th		
7th		
7th		

Total number of judokas	4
Total number of contests	6
Total number of "Golden Score" contests	

Wins by			
IPPON	5	83.33 %	
WAZA-ARI-AWASETE-IPPON	0	0.00 %	
WAZA-ARI	0	0.00 %	
YUKO	1	16.67 %	
KOKA	0	0.00 %	
HANSOKU-MAKE DIRECT	0	0.00 %	
HANSOKU-MAKE / 4 SHIDOS	0	0.00 %	
3 SHIDOS	0	0.00 %	
2 SHIDOS	0	0.00 %	
1 SHIDO	0	0.00 %	
YUSEI-GACHI (GOLDEN SCORE)	0	0.00 %	
HANTEI (GOLDEN SCORE)	0	0.00 %	
SOGO-GACHI	0	0.00 %	
KIKEN-GACHI	0	0.00 %	
FUSEN-GACHI	0	0.00 %	
MEDICAL	0	0.00 %	

The shortest contest:
Number 10 - 0:05
SILVA Daniele (BRA) wins MOUTON Jordan (USA)
Winning Technique: KOG



Results Summary (by weight category)

Resumen de resultados (por categoría de peso) / Resumo dos Resultados (por Categoria de Peso)

As of SAT 18 AUG 2007

Rank	Name	NPC Code
Gold	RUVALCABA Lenia	MEX
Silver	MARTINEZ Lisamaria	USA
3rd	TEIXEIRA Lucia	BRA
4th		
5th		
5th		
7th		
7th		

Total number of judokas	3
Total number of contests	3
Total number of "Golden Score" contests	

Wins by			
IPPON	3	100.00 %	
WAZA-ARI-AWASETE-IPPON	0	0.00 %	
WAZA-ARI	0	0.00 %	
YUKO	0	0.00 %	
KOKA	0	0.00 %	
HANSOKU-MAKE DIRECT	0	0.00 %	
HANSOKU-MAKE / 4 SHIDOS	0	0.00 %	
3 SHIDOS	0	0.00 %	
2 SHIDOS	0	0.00 %	
1 SHIDO	0	0.00 %	
YUSEI-GACHI (GOLDEN SCORE)	0	0.00 %	
HANTEI (GOLDEN SCORE)	0	0.00 %	
SOGO-GACHI	0	0.00 %	
KIKEN-GACHI	0	0.00 %	
FUSEN-GACHI	0	0.00 %	
MEDICAL	0	0.00 %	

The shortest contest:
Number 8 - 0:25
RUVALCABA Lenia (MEX) wins TEIXEIRA Lucia (BRA)
Winning Technique: TNO



Results Summary (by weight category)

Resumen de resultados (por categoría de peso) / Resumo dos Resultados (por Categoria de Peso)

As of SAT 18 AUG 2007

Rank	Name	NPC Code
Gold	HERNÁNDEZ Anayasi	CUB
Silver	SOUZA Lourdes	BRA
3rd	ALMEIDA Deane	BRA
4th		
5th		
5th		
7th		
7th		

Total number of judokas	3
Total number of contests	3
Total number of "Golden Score" contests	

Wins by			
IPPON	3	100.00 %	
WAZA-ARI-AWASETE-IPPON	0	0.00 %	
WAZA-ARI	0	0.00 %	
YUKO	0	0.00 %	
KOKA	0	0.00 %	
HANSOKU-MAKE DIRECT	0	0.00 %	
HANSOKU-MAKE / 4 SHIDOS	0	0.00 %	
3 SHIDOS	0	0.00 %	
2 SHIDOS	0	0.00 %	
1 SHIDO	0	0.00 %	
YUSEI-GACHI (GOLDEN SCORE)	0	0.00 %	
HANTEI (GOLDEN SCORE)	0	0.00 %	
SOGO-GACHI	0	0.00 %	
KIKEN-GACHI	0	0.00 %	
FUSEN-GACHI	0	0.00 %	
MEDICAL	0	0.00 %	

The shortest contest:

Number 8 - 0:26

HERNÁNDEZ Anayasi (CUB) wins SOUZA Lourdes (BRA)

Winning Technique: HRM

Medal Standings

Posiciones de medallas / Posições das Medalhas

As of 18 AUG 2007

AFTER 10 OF 10 WEIGHT CATEGORIES

Rank	NPC	Men				Women				Total				Rank By Total
		Gold	Silver	Bronze	Total	Gold	Silver	Bronze	Total	Gold	Silver	Bronze	Total	
1	CUB - Cuba	3	2	1	6	1	1		2	4	3	1	8	2
2	BRA - Brazil	1	1	3	5	2	1	2	5	3	2	5	10	1
3	MEX - Mexico	1			1	1			1	2			2	=5
4	ARG - Argentina	1		1	2					1		1	2	=5
5	VEN - Venezuela		1	2	3		1		1		2	2	4	3
6	USA - United States of America		1	1	2		1		1		2	1	3	4
7	URU - Uruguay		1		1						1		1	8
8	COL - Colombia			2	2							2	2	=5
Total		6	6	10	22	4	4	2	10	10	10	12	32	

Legend:

'=' - Equal sign indicates that two or more NPCs share the same rank by total

Result Summary By NPC

Resumen de resultados por CPN / Resumo dos Resultados por CPN

As of 18 AUG 2007

NPC	Gender	Name	Weight Category	Total Contests	Won	Lost	Result
ARG - Argentina							
	MEN	RAMIREZ Fabián	-73 kg	3	2	1	Bronze
		DÍAZ Domingo	-60 kg	2	0	2	7th
		LENCINA Jorge	-81 kg	3	3	0	Gold
BRA - Brazil							
	MEN	SILVA Alexandre	+100 kg	4	1	3	4th
		ROSA Denis	-81 kg	2	1	1	Bronze
		VAZ Elmo	+100 kg	4	0	4	5th
		PORFÍRIO Wanderson	-73 kg	2	0	2	7th
		SILVA Antonio	-100 kg	4	3	1	Gold
		SOUZA Robson	-66 kg	3	1	2	5th
		ARAÚJO Helder	-60 kg	3	1	2	5th
		AMARAL Eduardo	-73 kg	3	2	1	Bronze
		ARRUDA Harley	-81 kg	3	1	2	5th
		GOMES Magno	-66 kg	3	2	1	Silver
		PAIXÃO Roberto	-60 kg	3	2	1	Bronze
	WOMEN	SILVA Daniele	-63 kg	3	3	0	Gold
		SOUZA Lourdes	+70 kg	2	1	1	Silver
		COSTA Regina	-63 kg	3	1	2	Bronze
		TEIXEIRA Lucia	-70 kg	2	0	2	Bronze
		FARIAS Ana Luiza	-48 kg	3	1	2	Bronze
		CARDOSO Karla	-48 kg	3	3	0	Gold
		ALMEIDA Deane	+70 kg	2	0	2	Bronze
CAN - Canada							
	MEN	RADOMAN Alexander	-81 kg	2	0	2	7th
		MORGAN William	-100 kg	4	1	3	4th
COL - Colombia							
	MEN	CASTILLO Edgar	-73 kg	2	0	2	7th
		ALZATE Wilson	-66 kg	3	2	1	Bronze
		CORTES Juan Pablo	-60 kg	3	2	1	Bronze
CUB - Cuba							
	MEN	RAMOS Víctor Luis	-66 kg	3	3	0	Gold
		DOMÍNGUEZ Yangaliny	+100 kg	4	4	0	Gold
		MARCILLIS Jorge	-73 kg	3	2	1	Silver
		BERMÚDEZ Juan	-100 kg	4	3	1	Silver
		HECHAVARRIA Sergio	-60 kg	2	2	0	Gold
		ALONSO Isao	-81 kg	3	2	1	Bronze
	WOMEN	HERNÁNDEZ Anayasi	+70 kg	2	2	0	Gold
		FUENTES María	-48 kg	3	2	1	Silver
MEX - Mexico							
	MEN	PARRA Jose	-66 kg	2	0	2	7th
		AVILA Eduardo	-73 kg	3	3	0	Gold
	WOMEN	RUVALCABA Lenia	-70 kg	2	2	0	Gold

Result Summary By NPC

Resumen de resultados por CPN / Resumo dos Resultados por CPN

As of 18 AUG 2007

NPC	Gender	Name	Weight Category	Total Contests	Won	Lost	Result
PUR - Puerto Rico							
	MEN	PEREZ Luis	-66 kg	3	1	2	5th
URU - Uruguay							
	MEN	BORGES Henry	-60 kg	3	2	1	Silver
		VIEIRA Alfredo	-66 kg	2	0	2	7th
USA - United States of America							
	MEN	JONES Scott	-81 kg	2	0	2	5th
		MOORE Scott	-73 kg	3	1	2	5th
		PORTER Myles	-100 kg	4	2	2	Bronze
		DE WALL Greg	+100 kg	4	3	1	Silver
	WOMEN	MOUTON Jordan	-63 kg	3	0	3	4th
		MARTINEZ Lisamaria	-70 kg	2	1	1	Silver
		THOMAS Christina	-48 kg	3	0	3	4th
VEN - Venezuela							
	MEN	CARVALLO Reinaldo	-81 kg	3	2	1	Silver
		ESPINOZA Hector	-100 kg	4	0	4	5th
		BRICENO Mauricio	-73 kg	3	1	2	5th
		MONTERO William	+100 kg	4	2	2	Bronze
		ARANGUREN Elvin	-60 kg	2	0	2	5th
		TOVAR Marcos Jose	-66 kg	3	2	1	Bronze
	WOMEN	SOAZO Naomi	-63 kg	3	2	1	Silver



Halterofilismo
Levantamiento de Pesas
Powerlifting





Medallists

Medallistas / Medalhistas

Medal	Name	NPC
GOLD	PEREZ Amalia	MEX - Mexico
SILVER	CERERO Laura	MEX - Mexico
BRONZE	AGUILAR Miriam	MEX - Mexico



Medallists

Medallistas / Medalhistas

Medal	Name	NPC
GOLD	BARCENAS Perla	MEX - Mexico
SILVER	DIAZ Catalina	MEX - Mexico
BRONZE	FERREIRA Josilene	BRA - Brazil



Riocentro Convention Center - P3A

Riocentro Pabellón 3B
Riocentro Pavilhão 3B

13 AUG 2007
10:30

Powerlifting

Levantamiento de Pesas / Halterofilismo

Men's Light-Weight Open

Hombres Abierto Peso Ligero / Masculino Aberto Peso Leve

Medallists

Medallistas / Medalhistas

Super Light Weight (Up to 48kg & Up to 52kg)

Medal	Name	NPC
GOLD	Cesar RUBIO	CUB
SILVER	Mario KEB	MEX
BRONZE	Gerardo MERINO	ECU

Light Weight (Up to 56kg & Up to 60kg & Up to 67.5kg)

Medal	Name	NPC
GOLD	Alexander WHITAKER	BRA
SILVER	Luis PEREA	CUB
BRONZE	Jainer CANTILLO	COL



Riocentro Convention Center - P3A

Riocentro Pabellón 3A
Riocentro Pavilhão 3A

15 AUG 2007
10:30

Powerlifting

Levantamiento de Pesas / Halterofilismo

Men's Heavy-Weight Open

Hombres Abierto Peso Pesado / Masculino Aberto Peso Pesado

Medallists

Medallistas / Medalhistas

Heavy Weight (Up to 75kg & Up to 82.5kg)

Medal	Name	NPC
GOLD	J.Javier MARINO	ECU
SILVER	Rodrigo MARQUES	BRA
BRONZE	Joao BATISTA	BRA

Super Heavy Weight (Up to 90kg & Up to 100kg & Over 100kg)

Medal	Name	NPC
GOLD	Jose CASTILLO	MEX
SILVER	Jose Ricardo SILVA	BRA
BRONZE	Jose CHIRINO	VEN



Medal Standings

Posiciones de Medallas / Posições das Medalhas

AFTER 6 OF 6 EVENTS

As of AUG 15 2007

Rank	NPC	Men				Women				Total				Rk by Total
		G	S	B	Total	G	S	B	Total	G	S	B	Total	
1	MEX - Mexico	1	1		2	2	2	1	5	3	3	1	7	1
2	BRA - Brazil	1	2	1	4			1	1	1	2	2	5	2
3	CUB - Cuba	1	1		2					1	1		2	=3
4	ECU - Ecuador	1		1	2					1		1	2	=3
5	COL - Colombia			1	1							1	1	=5
6	VEN - Venezuela			1	1							1	1	=5
	Total	4	4	4	12	2	2	2	6	6	6	6	18	



Records Broken

Quiebra de Récordes / Recordes Quebrados

As of 15 AUG 2007

1. WOMEN

Cat.	Record Result		Name	NPC Code	Date of Birth	Date	Rec. Type	
							WR	PR
40 kg	Mark:	90.0 kg	CERERO Laura	MEX	18 AUG 1967	14 AUG		+
Mark: records: 1								1
Records in 40 kg								1
44 kg	Mark:	75.0 kg	PADILLA Rosaura	MEX	19 MAR 1971	14 AUG		+
Mark: records: 1								1
Records in 44 kg								1
52 kg	Mark:	125.5 kg	PEREZ Amalia	MEX	10 JUL 1973	14 AUG		+
52 kg	Mark:	130.5 kg	PEREZ Amalia	MEX	10 JUL 1973	14 AUG	+	+
Mark: records: 2							1	2
Records in 52 kg							1	2
82.5 kg	Mark:	132.5 kg	BARCENAS Perla	MEX	13 MAY 1971	14 AUG		+
82.5 kg	Mark:	135.0 kg	BARCENAS Perla	MEX	13 MAY 1971	14 AUG		+
Mark: records: 2								2
Records in 82.5 kg								2
Sum of records: 6							1	6

2. MEN

56 kg	Mark:	156.0 kg	RODRÍGUEZ Danilo	CUB	19 JUL 1966	13 AUG		+
Mark: records: 1								1
Records in 56 kg								1
60 kg	Mark:	152.5 kg	CANTILLO Jainer	COL	5 SEP 1954	13 AUG		+
60 kg	Mark:	157.5 kg	CANTILLO Jainer	COL	5 SEP 1954	13 AUG		+
Mark: records: 2								2
Records in 60 kg								2
90 kg	Mark:	197.5 kg	CASTILLO Jose	MEX	24 AUG 1984	15 AUG		+
90 kg	Mark:	200.0 kg	CASTILLO Jose	MEX	24 AUG 1984	15 AUG		+
Mark: records: 2								2
Records in 90 kg								2
Sum of records: 5								5

Legend:

PR Parapan Record

WR World Record



Statistics

Estadísticas / Estatísticas

As of 12 AUG 2007

NPC	Men			Women			Total
	Light	Heavy	Total	Light	Heavy	Total	
BRA - Brazil	6	9	15	1	2	3	18
CAN - Canada				1		1	1
COL - Colombia	4	1	5				5
CRC - Costa Rica		1	1				1
CUB - Cuba	4		4				4
ECU - Ecuador	1	1	2	1		1	3
HAI - Haiti				1		1	1
MEX - Mexico	2	1	3	4	4	8	11
NCA - Nicaragua	1		1	1		1	2
PER - Peru	3	1	4				4
PUR - Puerto Rico		1	1				1
USA - United States	2	1	3		1	1	4
VEN - Venezuela	5	5	10	3	1	4	14
Total: 13	28	21	49	12	8	20	69



Start List

Lista de Salida / Lista de Largada

WEIGH-IN Start: 08:30

COMPETITION Start: 11:10

Bib Number	Lot No.	Name	NPC Code	Date of Birth	Entry Weight
1	10	GONZALEZ Lissette	NCA	27 NOV 1981	60.0
2	21	PEREZ Amalia	MEX	10 JUL 1973	
3	56	MARCANO Zuray	VEN	26 MAY 1954	67.5
4	62	FIGUEROA Morella	VEN	19 MAY 1955	67.5
5	68	AGUILAR Miriam	MEX	18 FEB 1979	

PRESIDENT OF JURY: FYSSAS Themistokles (GRE)

MEMBERS OF JURY: CROS Ricardo (ESP) HERRICK Richard (USA)
LEGERSTEE Piet (NED) MONTERO Enrique (BRA)

TECHNICAL CONTROLLERS: KOKKOTAS Iordanis (GRE)



Start List

Lista de Salida / Lista de Largada

WEIGH-IN Start: 08:30

COMPETITION Start: 10:30

Bib Number	Lot No.	Name	NPC Code	Date of Birth	Entry Weight
1	19	THOMAS Sally	CAN	15 NOV 1970	65.0
2	29	CERERO Laura	MEX	18 AUG 1967	
3	31	OLIVEIRA ML	BRA	3 MAY 1974	80.0
4	45	MARTINEZ Nancy	ECU	22 FEB 1968	70.0
5	50	ST LOUIS Nephtalie	HAI	26 FEB 1979	
6	51	PADILLA Rosaura	MEX	19 MAR 1971	
7	69	HERNANDEZ Winnawis	VEN	19 AUG 1974	72.5

PRESIDENT OF JURY: FYSSAS Themistokles (GRE)

MEMBERS OF JURY: CROS Ricardo (ESP)

LEGERSTEE Piet (NED)

HERRICK Richard (USA)

MONTERO Enrique (BRA)

TECHNICAL CONTROLLERS: KOKKOTAS Iordanis (GRE)



Start List

Lista de Salida / Lista de Largada

WEIGH-IN Start: 08:30

COMPETITION Start: 11:50

Bib Number	Lot No.	Name	NPC Code	Date of Birth	Entry Weight
1	3	RODRIGUEZ M. Carmen	MEX	14 OCT 1964	100.0
2	6	DIAZ Catalina	MEX	30 APR 1964	
3	13	BARCENAS Perla	MEX	13 MAY 1971	
4	20	HEREDIA Jeanette	VEN	27 SEP 1966	85.0
5	32	FERREIRA Josilene	BRA	19 MAR 1969	107.5
6	44	LOPEZ Dora	MEX	23 JUN 1976	110.0
7	49	SANTOS Teresinha	BRA	2 NOV 1971	85.0
8	53	STACK Mary	USA	3 APR 1974	112.5

PRESIDENT OF JURY: FYSSAS Themistokles (GRE)

MEMBERS OF JURY: CROS Ricardo (ESP) HERRICK Richard (USA)
LEGERSTEE Piet (NED) MONTERO Enrique (BRA)

TECHNICAL CONTROLLERS: KOKKOTAS Iordanis (GRE)



Final Results

Resultados Finales / Resultados Finais

Place	Name	NPC Code	Year of Birth	Group	Body Weight	ATTEMPTS				Result
						1	2	3	4	
1	PEREZ Amalia	MEX	1973	A	51.70	120.0	125.5	130.5	130.5	131.23
2	CERERO Laura	MEX	1967	B	39.00	85.0	90.0	90.0	90.0	101.57
3	AGUILAR Miriam	MEX	1979	A	46.70	80.0	85.0	90.0		93.16
4	PADILLA Rosaura	MEX	1971	B	41.70	75.0	80.0	80.0		86.74
5	OLIVEIRA Maria Luzineide	BRA	1974	B	42.10	70.0	75.0	75.0		86.35
6	MARTINEZ Nancy	ECU	1968	B	39.40	72.5	77.5	77.5		86.20
7	HERNANDEZ Winnawis	VEN	1974	B	42.60	72.5	75.0	77.5		85.86
8	THOMAS Sally	CAN	1970	B	43.50	70.0	72.5	75.0		85.00
9	MARCANO Zuray	VEN	1954	A	47.10	65.0	67.5	70.0		73.68
10	FIGUEROA Morella	VEN	1955	A	54.70	65.0	67.5	70.0		71.35
11	GONZALEZ Lissette	NCA	1981	A	52.30	52.5	52.5	52.5		54.61
	ST LOUIS Nephthalie	HAI	1979	B	43.20	55.0	55.0	55.0		---

New Records:

44 kg	75.0 kg	PADILLA Rosaura	MEX	PR
40 kg	90.0 kg	CERERO Laura	MEX	PR
52 kg	125.5 kg	PEREZ Amalia	MEX	PR
52 kg	130.5 kg	PEREZ Amalia	MEX	WR/PR

Legend:

DNF Did Not Finish
PR Parapan Record

DNS Did Not Start
WR World Record

DSQ Disqualified



Final Results

Resultados Finales / Resultados Finais

Place	Name	NPC Code	Year of Birth	Group	Body Weight	ATTEMPTS				Result
						1	2	3	4	
1	BARCENAS Perla	MEX	1971	A	80.20	125.0	132.5	135.0	135.0	114.58
2	DIAZ Catalina	MEX	1964	A	72.70	105.0	120.0	120.0		108.09
3	FERREIRA Josilene	BRA	1969	A	65.30	100.0	105.0	107.5		94.28
4	STACK Mary	USA	1974	A	89.90	110.0	115.0	117.5		90.82
5	LOPEZ Dora	MEX	1976	A	91.10	105.0	110.0	115.0		90.34
6	HEREDIA Jeanette	VEN	1966	A	64.90	87.5	90.0	90.0		82.72
7	RODRIGUEZ M. Carmen	MEX	1964	A	65.50	80.0	85.0	90.0		80.04
8	SANTOS Teresinha	BRA	1971	A	57.50	75.0	80.0	85.0		79.74

New Records:

82.5 kg 132.5 kg BARCENAS Perla MEX PR
82.5 kg 135.0 kg BARCENAS Perla MEX PR

Legend:

DNF Did Not Finish
PR Parapan Record

DNS Did Not Start
WR World Record

DSQ Disqualified



Start List

Lista de Salida / Lista de Largada

WEIGH-IN Start: 14:30

COMPETITION Start: 17:00

Bib Number	Lot No.	Name	NPC Code	Date of Birth	Entry Weight
1	1	DELGADO Antonio	VEN	15 APR 1953	135.0
2	12	WISE Anderson	USA	14 MAR 1983	167.5
3	23	PEREA Luis	CUB	4 OCT 1984	160.0
4	41	WHITAKER Alexander	BRA	15 FEB 1970	187.5

PRESIDENT OF JURY:

LEGERSTEE Piet (NED)

MEMBERS OF JURY:

ANDERSSON Aneca (ESP)

HERRICK Marie (USA)

KOKKOTAS Iordanis (GRE)

MURILLO Spina (BRA)

TECHNICAL CONTROLLERS:

SIMMONS Anthony (GBR)



Start List

Lista de Salida / Lista de Largada

WEIGH-IN Start: 14:30

COMPETITION Start: 16:30

Bib Number	Lot No.	Name	NPC Code	Date of Birth	Entry Weight
1	14	MORALES Jaime	VEN	14 OCT 1963	152.5
2	30	BRAVO Magdiel	CUB	18 NOV 1971	130.0
3	33	CASSIM Carlos	BRA	13 JUN 1967	132.5
4	37	CANTILLO Jainer	COL	5 SEP 1954	155.0
5	42	PACHECO Jorge	MEX	29 APR 1971	
7	58	SAENZ Jose	NCA	18 OCT 1955	95.0

PRESIDENT OF JURY:

LEGERSTEE Piet (NED)

MEMBERS OF JURY:

ANDERSSON Aneca (ESP)

HERRICK Marie (USA)

KOKKOTAS Iordanis (GRE)

MURILLO Spina (BRA)

TECHNICAL CONTROLLERS:

SIMMONS Anthony (GBR)



Start List

Lista de Salida / Lista de Largada

WEIGH-IN Start: 08:30

COMPETITION Start: 11:30

Bib Number	Lot No.	Name	NPC Code	Date of Birth	Entry Weight
1	2	MENDOZA Nestor	PER	28 DEC 1958	125.0
2	17	USIN Juan	PER	10 MAR 1960	125.0
3	22	OLIVEIRA Raimundo	BRA	2 JUL 1969	127.5
4	26	CASTILLO Yhonny	VEN	21 OCT 1977	105.0
5	36	RODRÍGUEZ Danilo	CUB	19 JUL 1966	160.0
6	47	MURPHY Rohan	USA	22 DEC 1983	122.5
8	63	CASTRO Guillermo	COL	5 SEP 1979	112.0
9	67	GOUVEA Alexandre	BRA	24 MAR 1977	140.0

PRESIDENT OF JURY:

CROS Ricardo (ESP)

MEMBERS OF JURY:

BARRETO Vitor (BRA)

FYSSAS Themistokles (GRE)

HERRICK Stella (USA)

SIMMONS Anthony (GBR)

TECHNICAL CONTROLLERS:

ANDERSSON Aneca (ESP)



Start List

Lista de Salida / Lista de Largada

WEIGH-IN Start: 08:30

COMPETITION Start: 11:00

Bib Number	Lot No.	Name	NPC Code	Date of Birth	Entry Weight
1	7	RUBIO César	CUB	5 OCT 1980	142.5
2	8	SILVA Esnande	BRA	23 JAN 1975	107.5
3	9	GARCIA Niel	PER	29 MAY 1973	105.0
4	39	TOVAR J. Mauricio	COL	17 MAY 1967	92.0

PRESIDENT OF JURY:

CROS Ricardo (ESP)

MEMBERS OF JURY:

BARRETO Vitor (BRA)

FYSSAS Themistokles (GRE)

HERRICK Stella (USA)

SIMMONS Anthony (GBR)

TECHNICAL CONTROLLERS:

ANDERSSON Aneca (ESP)



Start List

Lista de Salida / Lista de Largada

WEIGH-IN Start: 08:30

COMPETITION Start: 10:30

Bib Number	Lot No.	Name	NPC Code	Date of Birth	Entry Weight
1	24	TEHERAN Jacir	COL	9 SEP 1981	100.0
2	48	SILVA Ailton	BRA	24 JAN 1976	95.0
3	54	DIAZ Luis	VEN	28 MAR 1963	112.5
4	64	KEB Mario	MEX	9 MAR 1974	120.0
5	66	MERINO Gerardo	ECU	28 OCT 1963	110.0

PRESIDENT OF JURY:

CROS Ricardo (ESP)

MEMBERS OF JURY:

BARRETO Vitor (BRA)

FYSSAS Themistokles (GRE)

HERRICK Stella (USA)

SIMMONS Anthony (GBR)

TECHNICAL CONTROLLERS:

ANDERSSON Aneca (ESP)



Start List

Lista de Salida / Lista de Largada

WEIGH-IN Start: 08:30

COMPETITION Start: 12:00

Bib Number	Lot No.	Name	NPC Code	Date of Birth	Entry Weight
1	16	SILVA José Ricardo	BRA	23 AUG 1968	192.5
2	18	BARBOSA Emerson	BRA	10 JUN 1974	160.0
3	38	PIZARRO Alexis	PUR	28 JAN 1973	140.0
4	43	MEZA Victor	VEN	14 FEB 1966	172.5
5	65	PACHECO Cristiano	BRA	2 OCT 1978	190.0

PRESIDENT OF JURY: SIMMONS Anthony (GBR)

MEMBERS OF JURY: BARRETO Vitor (BRA)

HERRICK Marie (USA)

CROS Ricardo (ESP)

KOKKOTAS Iordanis (GRE)

TECHNICAL CONTROLLERS: HERRICK Stella (USA)



Start List

Lista de Salida / Lista de Largada

WEIGH-IN Start: 08:30

COMPETITION Start: 11:30

Bib Number	Lot No.	Name	NPC Code	Date of Birth	Entry Weight
1	11	YRIGOYEN Robert	VEN	25 APR 1979	150.0
2	15	VELASQUEZ Tomas	COL	5 SEP 1954	170.0
3	28	SANTOS Joseano	BRA	20 OCT 1973	
4	52	SILVA Sandro	BRA	6 MAY 1969	150.0
5	57	CHIRINO Jose	VEN	6 AUG 1966	160.0
6	61	CASTILLO Jose	MEX	24 AUG 1984	

PRESIDENT OF JURY:

SIMMONS Anthony (GBR)

MEMBERS OF JURY:

BARRETO Vitor (BRA)

CROS Ricardo (ESP)

HERRICK Marie (USA)

KOKKOTAS Iordanis (GRE)

TECHNICAL CONTROLLERS:

HERRICK Stella (USA)



Start List

Lista de Salida / Lista de Largada

WEIGH-IN Start: 08:30

COMPETITION Start: 11:00

Bib Number	Lot No.	Name	NPC Code	Date of Birth	Entry Weight
1	25	NUÑEZ Adalberto	VEN	6 NOV 1971	160.0
2	27	SOUZA Valmir	BRA	11 NOV 1970	150.0
3	40	MARIÑO J. Javier	ECU	17 MAY 1978	167.5
4	46	BATISTA João	BRA	7 MAY 1967	182.5
5	59	AYALA Cruz	VEN	3 APR 1970	165.0

PRESIDENT OF JURY: SIMMONS Anthony (GBR)

MEMBERS OF JURY: BARRETO Vitor (BRA)

HERRICK Marie (USA)

CROS Ricardo (ESP)

KOKKOTAS Iordanis (GRE)

TECHNICAL CONTROLLERS: HERRICK Stella (USA)



Start List

Lista de Salida / Lista de Largada

WEIGH-IN Start: 08:30

COMPETITION Start: 10:30

Bib Number	Lot No.	Name	NPC Code	Date of Birth	Entry Weight
1	4	PEÑA Fredy	VEN	21 JUL 1973	145.0
2	5	MARQUES Rodrigo	BRA	13 SEP 1985	172.5
3	34	CHAVEZ Juan	PER	23 OCT 1956	127.0
4	35	CLEMONS Kortney	USA	23 JUN 1980	147.5
5	55	SANTIN Claudemir	BRA	23 APR 1969	
6	60	CAMPOS Bonky	CRC	29 JUL 1997	115.0

PRESIDENT OF JURY:

SIMMONS Anthony (GBR)

MEMBERS OF JURY:

BARRETO Vitor (BRA)

CROS Ricardo (ESP)

HERRICK Marie (USA)

KOKKOTAS Iordanis (GRE)

TECHNICAL CONTROLLERS:

HERRICK Stella (USA)

Final Results

Men's Light-Weight Category Open

Place	Name		NPC Code	Year of Birth	Group	Body Weight	ATTEMPTS				Result
							1	2	3	4	
1	WHITAKER	Alexander	BRA	1970	A	66.00	172.5	177.5	185.0		180.61
2	PEREA	Luis	CUB	1984	A	65.60	160.0	165.0	170.0		173.47
3	CANTILLO	Jainer	COL	1954	B	57.70	145.0	152.5	157.5		170.78
4	RODRIGUEZ	Danilo	CUB	1966	C	55.30	150.0	150.0	156.0	156.0	166.03
5	GOUVEA	Alexandre	BRA	1977	C	55.10	120.0	130.0	137.5		152.46
6	MURPHY	Rohan	USA	1983	C	53.00	130.0	137.5	137.5		146.91
7	PACHECO	Jorge	MEX	1971	B	56.60	120.0	125.0	132.5		145.01
8	OLIVEIRA	Raimundo	BRA	1969	C	53.50	112.5	117.5	122.5		137.80
9	CASSIM	Carlos	BRA	1967	B	57.40	125.0	132.5	132.5		135.88
10	USIN	Juan	PER	1960	C	54.70	120.0	120.0	125.0		133.53
11	DELGADO	Antonio	VEN	1953	A	66.30	125.0	130.0	132.5		126.93
12	CASTILLO	Yhonny	VEN	1977	C	53.30	105.0	110.0	110.0		123.73
13	CASTRO	Guillermo	COL	1979	C	55.40	107.5	112.5	112.5		118.88
	MENDOZA	Nestor	PER	1958	C	54.50	115.0	120.0	115.0		---
	BRAVO	Magdiel	CUB	1971	B	56.30	140.0	140.0	140.0		---
	SAENZ	Jose	NCA	1955	B	57.70	85.0	90.0	90.0		---
	MORALES	Jaime	VEN	1963	B	58.90	150.0	150.0	150.0		---
	WISE	Anderson	USA	1983	A	65.90	152.5	152.5	152.5		---

New Records:

56kg 156.0kg RODRIGUEZ Danilo CUB PR
60kg 152.5kg CANTILLO Jainer COL PR
60kg 157.5kg CANTILLO Jainer COL PR

Legend

PR Parapan Record

Final Results

Rio de Janeiro
Monday 13 AUG 2007

Men's Super Light-Weight Category Open

Place	Name		NPC Code	Year of Birth	Group	Body Weight	ATTEMPTS				Result
							1	2	3	4	
1	RUBIO	Cesar	CUB	1980	D	52.00	142.5	145.0	145.0	155.5	165.40
2	KEB	Mario	MEX	1974	E	46.90	120.0	120.0	125.0		144.14
3	MERINO	Gerardo	ECU	1963	E	47.60	115.0	117.5	117.5		140.08
4	DIAZ	Luis	VEN	1963	E	46.90	110.0	115.0	117.5		138.13
5	GARCIA	Niel	PER	1973	D	50.90	102.5	105.0	115.0		121.05
6	TEHERAN	Jacir	COL	1981	E	46.30	95.0	102.5	102.5		114.86
7	SILVA	Ailton	BRA	1976	E	46.40	82.5	87.5	95.0		114.73
8	SILVA	Esnande	BRA	1975	D	49.90	90.0	95.0	100.0		110.61
9	TOVAR	J. Mauricio	COL	1967	D	50.30	87.5	90.0	92.5		104.37

Final Results

Men's Heavy-Weight Category Open

Place	Name		NPC Code	Year of Birth	Group	Body Weight	ATTEMPTS				Result
							1	2	3	4	
1	MARINO	J. Javier	ECU	1978	C	77.40	177.5	180.0	180.0		170.30
2	MARQUES	Rodrigo	BRA	1985	D	74.40	170.0	175.0	175.0		163.73
3	BATISTA	Joao	BRA	1967	C	78.60	167.5	172.5	182.5		162.09
4	AYALA	Cruz	VEN	1970	C	81.90	165.0	172.5	180.0		159.15
5	NUNEZ	Adalberto	VEN	1971	C	80.90	155.0	160.0	167.5		148.42
6	PENA	Fredy	VEN	1973	D	70.80	135.0	142.5	147.5		145.30
7	SANTIN	Claudemir	BRA	1969	D	71.90	145.0	145.0	155.0		141.84
8	SOUZA	Valmir	BRA	1970	C	75.10	140.0	140.0	155.0		134.27
9	CAMPOS	Bonky	CRC	1977	D	73.80	110.0	110.0	117.5		106.33
	CHAVEZ	Juan	PER	1956	D	74.00	120.0	125.0	125.0		---
	CLEMONS	Kortney	USA	1980	D	74.90	152.5	152.5	152.5		---

Final Results

Men's Super Heavy-Weight Category Open

Place	Name		NPC Code	Year of Birth	Group	Body Weight	ATTEMPTS				Result
							1	2	3	4	
1	CASTILLO	Jose	MEX	1984	B	87.00	190.0	197.5	200	200	177.44
2	SILVA	Jose Ricardo	BRA	1968	A	92.40	180.0	192.5	192.5		168.49
3	CHIRINO	Jose	VEN	1966	B	89.20	160.0	167.5	167.5		148.86
4	PACHECO	Cristiano	BRA	1978	A	114.60	185.0	195.0	200.0		147.89
5	VELASQUEZ	Tomas	COL	1954	B	87.60	165.0	165.0	165.0		147.79
6	PIZARRO	Alexis	PUR	1973	A	102.80	175.0	200.0	200.0		146.37
7	IRIGOYEN	Robert	VEN	1979	B	88.40	155.0	160.0	165.0		142.75
8	SILVA	Sandro	BRA	1969	B	84.60	145.0	150.0	150.0		136.42
9	MEZA	Victor	VEN	1966	A	111.30	160.0	165.0	167.5		133.50
	SANTOS	Joseano	BRA	1973	B	82.60	147.5	147.5	155.0		---
	BARBOSA	Emerson	BRA	1974	A	91.00	155.0	155.0	155.0		---

New Records

90kg 197.5kg CASTILLO Jose MEX PR
90kg 200.0kg CASTILLO Jose MEX PR

Legend PR Parapan Record

Natação
Natación
Swimming





Medal Standings

Medallero / Posições das Medalhas

After 123 Of 123 Events

As of 18 AUG 2007

Rank	NPC	Men				Women				Total				Rank By Total
		G	S	B	Tot	G	S	B	Tot	G	S	B	Tot	
1	CAN - Canada	14	10	6	30	27	18	12	57	41	28	18	87	2
2	BRA - Brazil	35	25	31	91	4	5	8	17	39	30	39	108	1
3	USA - United States of America	7	8	5	20	8	17	12	37	15	25	17	57	3
4	MEX - Mexico	3	10	14	27	10	10	8	28	13	20	22	55	4
5	ARG - Argentina	4	5	5	14		1	7	8	4	6	12	22	5
6	CUB - Cuba	4	6	2	12					4	6	2	12	6
7	PER - Peru	3			3					3			3	9
8	COL - Colombia	1	5	1	7	1		2	3	2	5	3	10	=7
9	VEN - Venezuela	1	2	5	8	1		1	2	2	2	6	10	=7
Total		72	71	69	212	51	51	50	152	123	122	119	364	



Medallists

Medallistas / Medalhistas

MON 13 AUG 2007

Medal	Name	NPC
GOLD	VALLE Patricia	MEX - Mexico
SILVER	RAMIREZ Fabiola	MEX - Mexico
BRONZE	KOLBE Elizabeth	USA - United States of America



Medallists

Medallistas / Medalhistas

MON 13 AUG 2007

Medal	Name	NPC
GOLD	GARCIA Edênia	BRA - Brazil
SILVER	PORRAS Nadia	MEX - Mexico
BRONZE	OLMOS Sofia	MEX - Mexico



Medallists

Medallistas / Medalhistas

SAT 18 AUG 2007

Medal	Name	NPC
GOLD	GONZALEZ Doramitzi	MEX - Mexico
SILVER	UHL Miranda	USA - United States of America
BRONZE	JOHNSON Casey	USA - United States of America



Medallists

Medallistas / Medalhistas

SAT 18 AUG 2007

Medal	Name	NPC
GOLD	EVERLOVE Amanda	USA - United States of America
SILVER	COLE Andrea	CAN - Canada
BRONZE	JENSEN Laura	CAN - Canada



Medallists

Medallistas / Medalhistas

SAT 18 AUG 2007

Medal	Name	NPC
GOLD	DIXON Stephanie	CAN - Canada
SILVER	GEIGER Darda	CAN - Canada
BRONZE	ROXON Katarina	CAN - Canada



Medallists

Medallistas / Medalhistas

SAT 18 AUG 2007

Medal	Name	NPC
GOLD	POLINARIO Anne	CAN - Canada
SILVER	SCOTT Susan Beth	USA - United States of America
BRONZE	HODGINS Jessica	CAN - Canada



Medallists

Medallistas / Medalhistas

SAT 18 AUG 2007

Medal	Name	NPC
GOLD	SUGIMORI Fabiana	BRA - Brazil
SILVER	TUOMELA Jessica	CAN - Canada
BRONZE	BAEZ Nadia	ARG - Argentina



Medallists

Medallistas / Medalhistas

FRI 17 AUG 2007

Medal	Name	NPC
GOLD	GOTELL Chelsey	CAN - Canada
SILVER	COTÉ Kirby	CAN - Canada
BRONZE	MOTA ECHARRY Belkys Dayanara	VEN - Venezuela



Medallists

Medallistas / Medalhistas

SAT 18 AUG 2007

Medal	Name	NPC
GOLD	VALLE Patricia	MEX - Mexico
SILVER	KOLBE Elizabeth	USA - United States of America
BRONZE	RAMIREZ Fabiola	MEX - Mexico



Medallists

Medallistas / Medalhistas

SAT 18 AUG 2007

Medal	Name	NPC
GOLD	PORRAS Nadia	MEX - Mexico
SILVER	OLMOS Sofia	MEX - Mexico
BRONZE	GARCIA Edênia	BRA - Brazil



Medallists

Medallistas / Medalhistas

TUE 14 AUG 2007

Medal	Name	NPC
GOLD	UHL Miranda	USA - United States of America
SILVER	GONZALEZ Doramitzi	MEX - Mexico
BRONZE	JOHNSON Casey	USA - United States of America



Medallists

Medallistas / Medalhistas

MON 13 AUG 2007

Medal	Name	NPC
GOLD	COLE Andrea	CAN - Canada
SILVER	JENSEN Laura	CAN - Canada
BRONZE	LIRA Valéria	BRA - Brazil



Medallists

Medallistas / Medalhistas

WED 15 AUG 2007

Medal	Name	NPC
GOLD	GEIGER Darda	CAN - Canada
SILVER	DIXON Stephanie	CAN - Canada
BRONZE	GRAY Brittany	CAN - Canada



Medallists

Medallistas / Medalhistas

WED 15 AUG 2007

Medal	Name	NPC
GOLD	POLINARIO Anne	CAN - Canada
SILVER	SCOTT Susan Beth	USA - United States of America
BRONZE	HODGINS Jessica	CAN - Canada



Medallists

Medallistas / Medalhistas

MON 13 AUG 2007

Medal	Name	NPC
GOLD	SUGIMORI Fabiana	BRA - Brazil
SILVER	TUOMELA Jessica	CAN - Canada
BRONZE	BAEZ Nadia	ARG - Argentina



Medallists

Medallistas / Medalhistas

TUE 14 AUG 2007

Medal	Name	NPC
GOLD	GRAND MAISON Valérie	CAN - Canada
SILVER	GOTELL Chelsey	CAN - Canada
BRONZE	COTÉ Kirby	CAN - Canada



Medallists

Medallistas / Medalhistas

WED 15 AUG 2007

Medal	Name	NPC
GOLD	VALLE Patricia	MEX - Mexico
SILVER	KOLBE Elizabeth	USA - United States of America
BRONZE	BASUALDO Betiana	ARG - Argentina



Medallists

Medallistas / Medalhistas

WED 15 AUG 2007

Medal	Name	NPC
GOLD	PORRAS Nadia	MEX - Mexico
SILVER	MIRANDA Nely	MEX - Mexico
BRONZE	GARCIA Edênia	BRA - Brazil



Medallists

Medallistas / Medalhistas

THU 16 AUG 2007

Medal	Name	NPC
GOLD	UHL Miranda	USA - United States of America
SILVER	GONZALEZ Doramitzi	MEX - Mexico
BRONZE	JOHNSON Casey	USA - United States of America



Medallists

Medallistas / Medalhistas

FRI 17 AUG 2007

Medal	Name	NPC
GOLD	COLE Andrea	CAN - Canada
SILVER	LIRA Valéria	BRA - Brazil
BRONZE	JENSEN Laura	CAN - Canada



Medallists

Medallistas / Medalhistas

FRI 17 AUG 2007

Medal	Name	NPC
GOLD	DIXON Stephanie	CAN - Canada
SILVER	GEIGER Darda	CAN - Canada
BRONZE	GRAY Brittany	CAN - Canada



Medallists

Medallistas / Medalhistas

FRI 17 AUG 2007

Medal	Name	NPC
GOLD	SCOTT Susan Beth	USA - United States of America
SILVER	POLINARIO Anne	CAN - Canada
BRONZE	HODGINS Jessica	CAN - Canada



Medallists

Medallistas / Medalhistas

TUE 14 AUG 2007

Medal	Name	NPC
GOLD	RENNEBOHM Jacqueline	CAN - Canada
SILVER	SILVA Regiane	BRA - Brazil
BRONZE	SUGIMORI Fabiana	BRA - Brazil



Medallists

Medallistas / Medalhistas

WED 15 AUG 2007

Medal	Name	NPC
GOLD	GRAND MAISON Valérie	CAN - Canada
SILVER	GOTELL Chelsey	CAN - Canada
BRONZE	WILLOUGHBY Carrie	USA - United States of America



Medallists

Medallistas / Medalhistas

THU 16 AUG 2007

Medal	Name	NPC
GOLD	KOLBE Elizabeth	USA - United States of America
SILVER	RAMIREZ Fabiola	MEX - Mexico
BRONZE	BASUALDO Betiana	ARG - Argentina



Medallists

Medallistas / Medalhistas

FRI 17 AUG 2007

Medal	Name	NPC
GOLD	GARCIA Edênia	BRA - Brazil
SILVER	PORRAS Nadia	MEX - Mexico
BRONZE	FIRMINO Rildene	BRA - Brazil



Medallists

Medallistas / Medalhistas

MON 13 AUG 2007

Medal	Name	NPC
GOLD	GONZALEZ Doramitzi	MEX - Mexico
SILVER	UHL Miranda	USA - United States of America
BRONZE	JOHNSON Casey	USA - United States of America



Medallists

Medallistas / Medalhistas

MON 13 AUG 2007

Medal	Name	NPC
GOLD	COLE Andrea	CAN - Canada
SILVER	EVERLOVE Amanda	USA - United States of America
BRONZE	HUNT Sarah	USA - United States of America



Medallists

Medallistas / Medalhistas

TUE 14 AUG 2007

Medal	Name	NPC
GOLD	DIXON Stephanie	CAN - Canada
SILVER	GEIGER Darda	CAN - Canada
BRONZE	GIBBS Kate	USA - United States of America



Medallists

Medallistas / Medalhistas

TUE 14 AUG 2007

Medal	Name	NPC
GOLD	POLINARIO Anne	CAN - Canada
SILVER	SCOTT Susan Beth	USA - United States of America
BRONZE	HODGINS Jessica	CAN - Canada



Medallists

Medallistas / Medalhistas

TUE 14 AUG 2007

Medal	Name	NPC
GOLD	TUOMELA Jessica	CAN - Canada
SILVER	BAEZ Nadia	ARG - Argentina
BRONZE	GOMEZ VASCO Rosario	COL - Colombia



Medallists

Medallistas / Medalhistas

SAT 18 AUG 2007

Medal	Name	NPC
GOLD	GOTELL Chelsey	CAN - Canada
SILVER	WILLOUGHBY Carrie	USA - United States of America
BRONZE	SILVA Regiane	BRA - Brazil



Medallists

Medallistas / Medalhistas

FRI 17 AUG 2007

Medal	Name	NPC
GOLD	VALLE Patricia	MEX - Mexico
SILVER	FIRMINO Rildene	BRA - Brazil
BRONZE	HERNANDEZ Virginia	MEX - Mexico



Medallists

Medallistas / Medalhistas

THU 16 AUG 2007

Medal	Name	NPC
GOLD	OME Naiver	COL - Colombia
SILVER	PEREZ Leticia	MEX - Mexico



Medallists

Medallistas / Medalhistas

WED 15 AUG 2007

Medal	Name	NPC
GOLD	UHL Miranda	USA - United States of America
SILVER	JOHNSON Casey	USA - United States of America
BRONZE	FLORES Velia	MEX - Mexico



Medallists

Medallistas / Medalhistas

THU 16 AUG 2007

Medal	Name	NPC
GOLD	GRAY Brittany	CAN - Canada
SILVER	ROXON Katarina	CAN - Canada
BRONZE	GIBBS Kate	USA - United States of America



Medallists

Medallistas / Medalhistas

THU 16 AUG 2007

Medal	Name	NPC
GOLD	TUOMELA Jessica	CAN - Canada
SILVER	SUGIMORI Fabiana	BRA - Brazil
BRONZE	GOMEZ VASCO Rosario	COL - Colombia



Medallists

Medallistas / Medalhistas

WED 15 AUG 2007

Medal	Name	NPC
GOLD	COTÉ Kirby	CAN - Canada
SILVER	GRAND MAISON Valérie	CAN - Canada
BRONZE	MORO Anabel	ARG - Argentina



Medallists

Medallistas / Medalhistas

THU 16 AUG 2007

Medal	Name	NPC
GOLD	OLMOS Sofía	MEX - Mexico
SILVER	MORENO VERA Ana	MEX - Mexico
BRONZE	PEREZ Leticia	MEX - Mexico



Medallists

Medallistas / Medalhistas

SAT 18 AUG 2007

Medal	Name	NPC
GOLD	UHL Miranda	USA - United States of America
SILVER	JOHNSON Casey	USA - United States of America
BRONZE	GONZALEZ Doramitzi	MEX - Mexico



Medallists

Medallistas / Medalhistas

TUE 14 AUG 2007

Medal	Name	NPC
GOLD	GRAY Brittany	CAN - Canada
SILVER	GIBBS Kate	USA - United States of America
BRONZE	GIMENEZ Daniela	ARG - Argentina



Medallists

Medallistas / Medalhistas

THU 16 AUG 2007

Medal	Name	NPC
GOLD	GRAND MAISON Valérie	CAN - Canada
SILVER	COTÉ Kirby	CAN - Canada
BRONZE	WILLOUGHBY Carrie	USA - United States of America



Medallists

Medallistas / Medalhistas

TUE 14 AUG 2007

Medal	Name	NPC
GOLD	VALLE Patricia	MEX - Mexico
SILVER	FIRMINO Rildene	BRA - Brazil
BRONZE	SILVA Claudia	BRA - Brazil



Medallists

Medallistas / Medalhistas

FRI 17 AUG 2007

Medal	Name	NPC
GOLD	UHL Miranda	USA - United States of America
SILVER	JOHNSON Casey	USA - United States of America
BRONZE	GONZALEZ Doramitzi	MEX - Mexico



Medallists

Medallistas / Medalhistas

WED 15 AUG 2007

Medal	Name	NPC
GOLD	COLE Andrea	CAN - Canada
SILVER	EVERLOVE Amanda	USA - United States of America
BRONZE	HUNT Sarah	USA - United States of America



Medallists

Medallistas / Medalhistas

THU 16 AUG 2007

Medal	Name	NPC
GOLD	DIXON Stephanie	CAN - Canada
SILVER	ROXON Katarina	CAN - Canada
BRONZE	GIBBS Kate	USA - United States of America



Medallists

Medallistas / Medalhistas

THU 16 AUG 2007

Medal	Name	NPC
GOLD	POLINARIO Anne	CAN - Canada
SILVER	SCOTT Susan Beth	USA - United States of America
BRONZE	HODGINS Jessica	CAN - Canada



Medallists

Medallistas / Medalhistas

FRI 17 AUG 2007

Medal	Name	NPC
GOLD	MOTA ECHARRY Belkys Dayanara	VEN - Venezuela
SILVER	RENNEBOHM Jacqueline	CAN - Canada
BRONZE	MORO Anabel	ARG - Argentina



Medallists

Medallistas / Medalhistas

MON 13 AUG 2007

Medal	Name	NPC
GOLD	GRAND MAISON Valérie	CAN - Canada
SILVER	COTÉ Kirby	CAN - Canada
BRONZE	GOTELL Chelsey	CAN - Canada



Medallists

Medallistas / Medalhistas

MON 13 AUG 2007

Medal	NPC	Name
GOLD	CAN - Canada	GEIGER Darda GRAY Brittany DIXON Stephanie JENSEN Laura
SILVER	USA - United States of America	HUNT Sarah EVERLOVE Amanda GIBBS Kate SCOTT Susan Beth
BRONZE	BRA - Brazil	CRUZ Ana Clara LIRA Valéria CANTAGALLO Gabriela ALVES Tassia



Medallists

Medallistas / Medalhistas

WED 15 AUG 2007

Medal	NPC	Name
GOLD	CAN - Canada	DIXON Stephanie ROXON Katarina GRAY Brittany COLE Andrea
SILVER	USA - United States of America	SCOTT Susan Beth GIBBS Kate EVERLOVE Amanda UHL Miranda
BRONZE	MEX - Mexico	GONZALEZ Doramitzi FLORES Velia MEDEL Martha HERNANDEZ Maria



Medallists

Medallistas / Medalhistas

MON 13 AUG 2007

Medal	Name	NPC
GOLD	EULERT Jaime	PER - Peru
SILVER	TRONCO Cristopher	MEX - Mexico



Medallists

Medallistas / Medalhistas

MON 13 AUG 2007

Medal	Name	NPC
GOLD	SILVA Clodoaldo	BRA - Brazil
SILVER	REYES Juan	MEX - Mexico
BRONZE	CASTORENA Arnulfo	MEX - Mexico



Medallists

Medallistas / Medalhistas

MON 13 AUG 2007

Medal	Name	NPC
GOLD	DIAS Daniel	BRA - Brazil
SILVER	FUENTES Moises	COL - Colombia
BRONZE	NUÑEZ Alfonso	MEX - Mexico



Medallists

Medallistas / Medalhistas

SAT 18 AUG 2007

Medal	Name	NPC
GOLD	LIMA Adriano	BRA - Brazil
SILVER	SILVA Luis	BRA - Brazil
BRONZE	CASTILLO ÁLVAREZ Rafael	CUB - Cuba



Medallists

Medallistas / Medalhistas

SAT 18 AUG 2007

Medal	Name	NPC
GOLD	PIRES da SILVA Wagner	BRA - Brazil
SILVER	SANTOS Ronaldo	BRA - Brazil
BRONZE	MEDEIROS José	BRA - Brazil



Medallists

Medallistas / Medalhistas

SAT 18 AUG 2007

Medal	Name	NPC
GOLD	CHRISTENSEN Drew	CAN - Canada
SILVER	SOARES Gledson	BRA - Brazil
BRONZE	MAZOTINI Isidoro	BRA - Brazil



Medallists

Medallistas / Medalhistas

SAT 18 AUG 2007

Medal	Name	NPC
GOLD	BRASIL Mauro	BRA - Brazil
SILVER	PROUT Michael	USA - United States of America
BRONZE	BUREAU Cody	USA - United States of America



Medallists

Medallistas / Medalhistas

SAT 18 AUG 2007

Medal	Name	NPC
GOLD	ESTEVES André	BRA - Brazil
SILVER	HUOT Benoît	CAN - Canada
BRONZE	GLASSER Danilo	BRA - Brazil



Medallists

Medallistas / Medalhistas

SAT 18 AUG 2007

Medal	Name	NPC
GOLD	TILDESLEY Donovan	CAN - Canada
SILVER	RIBEIRO Rodrigo	BRA - Brazil
BRONZE	CRUZ Fábio	BRA - Brazil



Medallists

Medallistas / Medalhistas

SAT 18 AUG 2007

Medal	Name	NPC
GOLD	MORALES NIEBLA Dieter	CUB - Cuba
SILVER	GONZALEZ Pedro	VEN - Venezuela
BRONZE	CANTERO CASTILLO Yuan	CUB - Cuba



Medallists

Medallistas / Medalhistas

FRI 17 AUG 2007

Medal	Name	NPC
GOLD	FARREBERG Carlos	BRA - Brazil
SILVER	HILL Brian	CAN - Canada
BRONZE	RANGEL David	VEN - Venezuela



Medallists

Medallistas / Medalhistas

SAT 18 AUG 2007

Medal	Name	NPC
GOLD	EULERT Jaime	PER - Peru
SILVER	ANDRADE Genezi	BRA - Brazil
BRONZE	TRONCO Christopher	MEX - Mexico



Medallists

Medallistas / Medalhistas

SAT 18 AUG 2007

Medal	Name	NPC
GOLD	SILVA Clodoaldo	BRA - Brazil
SILVER	REYES Juan	MEX - Mexico
BRONZE	CASTORENA Arnulfo	MEX - Mexico



Medallists

Medallistas / Medalhistas

SAT 18 AUG 2007

Medal	Name	NPC
GOLD	DIAS Daniel	BRA - Brazil
SILVER	FUENTES Moises	COL - Colombia
BRONZE	AVELINO Francisco	BRA - Brazil



Medallists

Medallistas / Medalhistas

TUE 14 AUG 2007

Medal	Name	NPC
GOLD	LIMA Adriano	BRA - Brazil
SILVER	SILVA Luis	BRA - Brazil
BRONZE	PASTORE Diego	ARG - Argentina



Medallists

Medallistas / Medalhistas

TUE 14 AUG 2007

Medal	Name	NPC
GOLD	PIRES da SILVA Wagner	BRA - Brazil
SILVER	MEDEIROS José	BRA - Brazil
BRONZE	SANTOS Ronaldo	BRA - Brazil



Medallists

Medallistas / Medalhistas

MON 13 AUG 2007

Medal	Name	NPC
GOLD	SOARES Gledson	BRA - Brazil
SILVER	MIAZGA Tom	USA - United States of America
BRONZE	MAZOTININI Isidoro	BRA - Brazil



Medallists

Medallistas / Medalhistas

WED 15 AUG 2007

Medal	Name	NPC
GOLD	PROUT Michael	USA - United States of America
SILVER	BRASIL Mauro	BRA - Brazil
BRONZE	BUREAU Cody	USA - United States of America



Medallists

Medallistas / Medalhistas

WED 15 AUG 2007

Medal	Name	NPC
GOLD	ESTEVES André	BRA - Brazil
SILVER	HUOT Benoît	CAN - Canada
BRONZE	COLLET Marcelo	BRA - Brazil



Medallists

Medallistas / Medalhistas

MON 13 AUG 2007

Medal	Name	NPC
GOLD	TILDESLEY Donovan	CAN - Canada
SILVER	RIBEIRO Rodrigo	BRA - Brazil
BRONZE	CRUZ Fábio	BRA - Brazil



Medallists

Medallistas / Medalhistas

MON 13 AUG 2007

Medal	Name	NPC
GOLD	GONZALEZ Pedro	VEN - Venezuela
SILVER	MORALES NIEBLA Dieter	CUB - Cuba
BRONZE	OTERO Miguel	COL - Colombia



Medallists

Medallistas / Medalhistas

TUE 14 AUG 2007

Medal	Name	NPC
GOLD	FARREBERG Carlos	BRA - Brazil
SILVER	HILL Brian	CAN - Canada
BRONZE	GOTELL Devin	CAN - Canada



Medallists

Medallistas / Medalhistas

WED 15 AUG 2007

Medal	Name	NPC
GOLD	SILVA Clodoaldo	BRA - Brazil
SILVER	REYES Juan	MEX - Mexico
BRONZE	CASTORENA Arnulfo	MEX - Mexico



Medallists

Medallistas / Medalhistas

WED 15 AUG 2007

Medal	Name	NPC
GOLD	DIAS Daniel	BRA - Brazil
SILVER	FUENTES Moises	COL - Colombia
BRONZE	RAMIREZ Sebastian	ARG - Argentina



Medallists

Medallistas / Medalhistas

THU 16 AUG 2007

Medal	Name	NPC
GOLD	LIMA Adriano	BRA - Brazil
SILVER	PASTORE Diego	ARG - Argentina
BRONZE	VASCONCELOS Ivanildo	BRA - Brazil



Medallists

Medallistas / Medalhistas

THU 16 AUG 2007

Medal	Name	NPC
GOLD	DIONNE Alex	USA - United States of America
SILVER	SANTOS Ronaldo	BRA - Brazil
BRONZE	MEDEIROS José	BRA - Brazil



Medallists

Medallistas / Medalhistas

FRI 17 AUG 2007

Medal	Name	NPC
GOLD	CHRISTENSEN Drew	CAN - Canada
SILVER	MIAZGA Tom	USA - United States of America
BRONZE	MAZOTINI Isidoro	BRA - Brazil



Medallists

Medallistas / Medalhistas

FRI 17 AUG 2007

Medal	Name	NPC
GOLD	PROUT Michael	USA - United States of America
SILVER	SALES Bradley	CAN - Canada
BRONZE	HALEY Andrew	CAN - Canada



Medallists

Medallistas / Medalhistas

FRI 17 AUG 2007

Medal	Name	NPC
GOLD	ESTEVES André	BRA - Brazil
SILVER	HUOT Benoît	CAN - Canada
BRONZE	COLLET Marcelo	BRA - Brazil



Medallists

Medallistas / Medalhistas

TUE 14 AUG 2007

Medal	Name	NPC
GOLD	TILDESLEY Donovan	CAN - Canada
SILVER	CRUZ Fábio	BRA - Brazil
BRONZE	MENEGHETTI André	BRA - Brazil



Medallists

Medallistas / Medalhistas

TUE 14 AUG 2007

Medal	Name	NPC
GOLD	OTERO Miguel	COL - Colombia
SILVER	GONZALEZ Ignacio	ARG - Argentina
BRONZE	SILVA Renato	BRA - Brazil



Medallists

Medallistas / Medalhistas

WED 15 AUG 2007

Medal	Name	NPC
GOLD	FARREBERG Carlos	BRA - Brazil
SILVER	GOTELL Devin	CAN - Canada



Medallists

Medallistas / Medalhistas

THU 16 AUG 2007

Medal	Name	NPC
GOLD	EULERT Jaime	PER - Peru
SILVER	ANDRADE Genezi	BRA - Brazil
BRONZE	TRONCO Cristopher	MEX - Mexico



Medallists

Medallistas / Medalhistas

FRI 17 AUG 2007

Medal	Name	NPC
GOLD	REYES Juan	MEX - Mexico
SILVER	SILVA Clodoaldo	BRA - Brazil
BRONZE	SEO SOK Joon	BRA - Brazil



Medallists

Medallistas / Medalhistas

FRI 17 AUG 2007

Medal	Name	NPC
GOLD	DIAS Daniel	BRA - Brazil
SILVER	AVELINO Francisco	BRA - Brazil
BRONZE	QUASSI Ariel	ARG - Argentina



Medallists

Medallistas / Medalhistas

MON 13 AUG 2007

Medal	Name	NPC
GOLD	CASTILLO ÁLVAREZ Rafael	CUB - Cuba
SILVER	PASTORE Diego	ARG - Argentina
BRONZE	VASCONCELOS Ivanildo	BRA - Brazil



Medallists

Medallistas / Medalhistas

MON 13 AUG 2007

Medal	Name	NPC
GOLD	MARRO Guillermo	ARG - Argentina
SILVER	ALMEIDA Nélio	BRA - Brazil
BRONZE	SANTOS Ronaldo	BRA - Brazil



Medallists

Medallistas / Medalhistas

MON 13 AUG 2007

Medal	Name	NPC
GOLD	MIAZGA Tom	USA - United States of America
SILVER	SOARES Gledson	BRA - Brazil
BRONZE	OROPEZA Miguel	VEN - Venezuela



Medallists

Medallistas / Medalhistas

TUE 14 AUG 2007

Medal	Name	NPC
GOLD	PROUT Michael	USA - United States of America
SILVER	BUREAU Cody	USA - United States of America
BRONZE	SALES Bradley	CAN - Canada



Medallists

Medallistas / Medalhistas

TUE 14 AUG 2007

Medal	Name	NPC
GOLD	HUOT Benoît	CAN - Canada
SILVER	ESTEVES André	BRA - Brazil
BRONZE	LUTKUS Jourdan	BRA - Brazil



Medallists

Medallistas / Medalhistas

TUE 14 AUG 2007

Medal	Name	NPC
GOLD	ZAYAS Sergio	ARG - Argentina
SILVER	ORTEGA PONCE Yunieski	CUB - Cuba
BRONZE	OLIVEIRA Felipe	BRA - Brazil



Medallists

Medallistas / Medalhistas

TUE 14 AUG 2007

Medal	Name	NPC
GOLD	GONZALEZ Ignacio	ARG - Argentina
SILVER	GONZALEZ Pedro	VEN - Venezuela
BRONZE	CAMPOS Jorge Arcadio	MEX - Mexico



Medallists

Medallistas / Medalhistas

SAT 18 AUG 2007

Medal	Name	NPC
GOLD	HILL Brian	CAN - Canada
SILVER	GOTELL Devin	CAN - Canada
BRONZE	NETO Gilberto	BRA - Brazil



Medallists

Medallistas / Medalhistas

FRI 17 AUG 2007

Medal	Name	NPC
GOLD	CASTORENA Arnulfo	MEX - Mexico
SILVER	TRONCO Christopher	MEX - Mexico
BRONZE	ANDRADE Genezi	BRA - Brazil



Medallists

Medallistas / Medalhistas

FRI 17 AUG 2007

Medal	Name	NPC
GOLD	SILVA Clodoaldo	BRA - Brazil
SILVER	OSORIO Omar	MEX - Mexico
BRONZE	BATISTA Moisés	BRA - Brazil



Medallists

Medallistas / Medalhistas

THU 16 AUG 2007

Medal	Name	NPC
GOLD	DIAS Daniel	BRA - Brazil
SILVER	FUENTES Moises	COL - Colombia
BRONZE	VASCONCELOS Ivanildo	BRA - Brazil



Medallists

Medallistas / Medalhistas

TUE 14 AUG 2007

Medal	Name	NPC
GOLD	LIMA Adriano	BRA - Brazil
SILVER	SILVA Alejandro	MEX - Mexico
BRONZE	CALVILLO CASTORENA Baudel	MEX - Mexico



Medallists

Medallistas / Medalhistas

WED 15 AUG 2007

Medal	Name	NPC
GOLD	PONTES Danielson	BRA - Brazil
SILVER	SOARES Gledson	BRA - Brazil
BRONZE	ALMEIDA Nélio	BRA - Brazil



Medallists

Medallistas / Medalhistas

THU 16 AUG 2007

Medal	Name	NPC
GOLD	LAZO Facundo	ARG - Argentina
SILVER	CHRISTENSEN Drew	CAN - Canada
BRONZE	ROSENDO Edilver	VEN - Venezuela



Medallists

Medallistas / Medalhistas

THU 16 AUG 2007

Medal	Name	NPC
GOLD	HUOT Benoît	CAN - Canada
SILVER	BUREAU Cody	USA - United States of America
BRONZE	ESTEVES André	BRA - Brazil



Medallists

Medallistas / Medalhistas

THU 16 AUG 2007

Medal	Name	NPC
GOLD	AGUILAR León Adonis	CUB - Cuba
SILVER	OLIVEIRA Felipe	BRA - Brazil
BRONZE	MARTINEZ Vladimir	MEX - Mexico



Medallists

Medallistas / Medalhistas

THU 16 AUG 2007

Medal	Name	NPC
GOLD	SILVA Renato	BRA - Brazil
SILVER	CANTERO CASTILLO Yuan	CUB - Cuba
BRONZE	GONZALEZ Pedro	VEN - Venezuela



Medallists

Medallistas / Medalhistas

WED 15 AUG 2007

Medal	Name	NPC
GOLD	FARREBERG Carlos	BRA - Brazil



Medallists

Medallistas / Medalhistas

THU 16 AUG 2007

Medal	Name	NPC
GOLD	SILVA Clodoaldo	BRA - Brazil
SILVER	REYES Juan	MEX - Mexico
BRONZE	CASTORENA Arnulfo	MEX - Mexico



Medallists

Medallistas / Medalhistas

SAT 18 AUG 2007

Medal	Name	NPC
GOLD	DIAS Daniel	BRA - Brazil
SILVER	LIMA Adriano	BRA - Brazil
BRONZE	TRISSINI Santi	VEN - Venezuela



Medallists

Medallistas / Medalhistas

SAT 18 AUG 2007

Medal	Name	NPC
GOLD	ALMEIDA Nélio	BRA - Brazil
SILVER	MEDEIROS José	BRA - Brazil
BRONZE	DIONNE Alex	USA - United States of America



Medallists

Medallistas / Medalhistas

TUE 14 AUG 2007

Medal	Name	NPC
GOLD	BUREAU Cody	USA - United States of America
SILVER	PROUT Michael	USA - United States of America
BRONZE	HALEY Andrew	CAN - Canada



Medallists

Medallistas / Medalhistas

MON 13 AUG 2007

Medal	Name	NPC
GOLD	ESTEVES André	BRA - Brazil
SILVER	HUOT Benoît	CAN - Canada
BRONZE	COLLET Marcelo	BRA - Brazil



Medallists

Medallistas / Medalhistas

WED 15 AUG 2007

Medal	Name	NPC
GOLD	TILDESLEY Donovan	CAN - Canada
SILVER	AGUILAR León Adonis	CUB - Cuba
BRONZE	MENEGHETTI André	BRA - Brazil



Medallists

Medallistas / Medalhistas

THU 16 AUG 2007

Medal	Name	NPC
GOLD	HILL Brian	CAN - Canada
SILVER	MORALES NIEBLA Dieter	CUB - Cuba
BRONZE	NETO Gilberto	BRA - Brazil



Medallists

Medallistas / Medalhistas

TUE 14 AUG 2007

Medal	Name	NPC
GOLD	REYES Juan	MEX - Mexico
SILVER	CASTORENA Arnulfo	MEX - Mexico
BRONZE	ANDRADE Genezi	BRA - Brazil



Medallists

Medallistas / Medalhistas

TUE 14 AUG 2007

Medal	Name	NPC
GOLD	SILVA Clodoaldo	BRA - Brazil
SILVER	RAMIREZ Sebastian	ARG - Argentina
BRONZE	BATISTA Moisés	BRA - Brazil



Medallists

Medallistas / Medalhistas

FRI 17 AUG 2007

Medal	Name	NPC
GOLD	LIMA Adriano	BRA - Brazil
SILVER	VASCONCELOS Ivanildo	BRA - Brazil
BRONZE	SILVA Alejandro	MEX - Mexico



Medallists

Medallistas / Medalhistas

WED 15 AUG 2007

Medal	Name	NPC
GOLD	CHRISTENSEN Drew	CAN - Canada
SILVER	SOARES Gledson	BRA - Brazil
BRONZE	MIAZGA Tom	USA - United States of America



Medallists

Medallistas / Medalhistas

THU 16 AUG 2007

Medal	Name	NPC
GOLD	PROUT Michael	USA - United States of America
SILVER	BUREAU Cody	USA - United States of America
BRONZE	HALEY Andrew	CAN - Canada



Medallists

Medallistas / Medalhistas

THU 16 AUG 2007

Medal	Name	NPC
GOLD	HUOT Benoît	CAN - Canada
SILVER	LUTKUS Jourdan	BRA - Brazil
BRONZE	MENDOZA Giovanni	MEX - Mexico



Medallists

Medallistas / Medalhistas

FRI 17 AUG 2007

Medal	Name	NPC
GOLD	TILDESLEY Donovan	CAN - Canada
SILVER	AGUILAR León Adonis	CUB - Cuba
BRONZE	MARTINEZ Vladimir	MEX - Mexico



Medallists

Medallistas / Medalhistas

FRI 17 AUG 2007

Medal	Name	NPC
GOLD	MORALES NIEBLA Dieter	CUB - Cuba
SILVER	OTERO Miguel	COL - Colombia
BRONZE	CRUZ LUJAN Kevin	MEX - Mexico



Medallists

Medallistas / Medalhistas

MON 13 AUG 2007

Medal	Name	NPC
GOLD	HILL Brian	CAN - Canada
SILVER	FARREBERG Carlos	BRA - Brazil
BRONZE	GOTELL Devin	CAN - Canada



Medallists

Medallistas / Medalhistas

MON 13 AUG 2007

Medal	NPC	Name
GOLD	BRA - Brazil	LIMA Adriano MACHADO Fabiano BRASIL Mauro ESTEVEVES André
SILVER	USA - United States of America	MIAZGA Tom DIONNE Alex PROUT Michael BUREAU Cody
BRONZE	ARG - Argentina	LAZO Facundo PULLEIRO Marco MARRO Guillermo ROSATTI Juan Pablo



Medallists

Medallistas / Medalhistas

SAT 18 AUG 2007

Medal	NPC	Name
GOLD	BRA - Brazil	DIAS Daniel LIMA Adriano SILVA Luis SILVA Clodoaldo
SILVER	MEX - Mexico	REYES Juan CASTORENA Arnulfo MENDOZA Giovanni CUEVAS Raul
BRONZE	ARG - Argentina	PASTORE Diego RAMIREZ Sebastian QUASSI Ariel ARZUBIALDE Alejandro



Medallists

Medallistas / Medalhistas

WED 15 AUG 2007

Medal	NPC	Name
GOLD	BRA - Brazil	DIAS Daniel LUTKUS Jourdan ESTEVEZ André COLLET Marcelo
SILVER	ARG - Argentina	MARRO Guillermo LAZO Facundo PULLEIRO Marco ROSATTI Juan Pablo
BRONZE	USA - United States of America	MIAZGA Tom BUREAU Cody PROUT Michael DIONNE Alex



Results

Resultados / Resultados

	Class	Record	Name	NPC	Location	Date
WORLD RECORD	S2	1:15.46	BROADRIBB Vicki	GBR	Sydney	27 OCT 2000
	S3	58.16	VALLE Patricia	MEX	Athens	25 SEP 2004
PANAM RECORD	S2	1:28.39	HERNANDEZ Virginia	MEX	Sydney	26 OCT 2000
	S3	58.16	VALLE Patricia	MEX	Athens	25 SEP 2004

Final

Event No: 16

Rank	Lane	Name	NPC Code	Class	R.T.	Time	Time Behind
1	4	VALLE Patricia	MEX	S3	0.00	1:04.00	
2	5	RAMIREZ Fabiola	MEX	S3	0.00	1:20.13	16.13
3	7	KOLBE Elizabeth	USA	S3	0.00	1:23.15	19.15
4	6	BASUALDO Betiana	ARG	S2	0.00	1:38.95	34.95
5	3	HERNADEZ Virginia	MEX	S2	0.00	1:42.75	38.75
6	2	NOVAES Ana Lucia	BRA	S2	0.00	2:01.12	57.12

Legend:

R.T. Reaction time



Results Summary

Sumario de resultados / Resumo dos Resultados

	Class	Record	Name	NPC	Location	Date
WORLD RECORD	S2	1:15.46	BROADRIBB Vicki	GBR	Sydney	27 OCT 2000
	S3	58.16	VALLE Patricia	MEX	Athens	25 SEP 2004
PANAM RECORD	S2	1:28.39	HERNANDEZ Virginia	MEX	Sydney	26 OCT 2000
	S3	58.16	VALLE Patricia	MEX	Athens	25 SEP 2004

Heats

Event No: 16

Rank	Heat	Lane	Name	NPC Code	Class	R.T.	Time	Time Behind
1	1	4	VALLE Patricia	MEX	S3	0.00	1:09.52	
2	1	3	RAMIREZ Fabiola	MEX	S3	0.00	1:21.16	11.64
3	1	2	HERNADEZ Virginia	MEX	S2	0.00	1:42.57	33.05
4	1	6	BASUALDO Betiana	ARG	S2	0.00	1:47.09	37.57
5	1	7	NOVAES Ana Lucia	BRA	S2	0.00	2:03.18	53.66
6	1	5	KOLBE Elizabeth	USA	S3	0.00	2:06.36	56.84

Legend:

R.T. Reaction time



Results

Resultados / Resultados

	Class	Record	Name	NPC	Location	Date
WORLD RECORD	S4	39.22	NARITA Mayumi	JPN	Athens	27 SEP 2004
	S5	36.42	AKOPYAN Olena	UKR	Berlin	28 JUN 2003
PANAM RECORD	S4	50.58	BRUDER Aimee	USA	Indianapolis	4 MAY 1996
	S5	45.44	DANNHAEUSER Marie	CAN	Mar del Plata	10 DEC 2002

Final

Event No: 19

Rank	Lane	Name	NPC Code	Class	R.T.	Time	Time Behind
1	4	GARCIA Edênia	BRA	S4	0.00	52.50	
2	5	PORRAS Nadia	MEX	S5	0.00	53.62	1.12
3	3	OLMOS Sofia	MEX	S5	0.63	54.49	1.99
4	2	OME Naiver	COL	S5	0.00	56.63	4.13
5	6	MIRANDA Nely	MEX	S4	0.00	57.73	5.23
6	1	ROSÁRIO Gilmara	BRA	S5	0.00	1:07.78	15.28
7	8	FIRMINO Rildene	BRA	S5	0.00	1:08.10	15.60
8	7	SILVA Claudia	BRA	S4	0.00	1:11.26	18.76

Legend:

R.T. Reaction time



Results Summary

Sumario de resultados / Resumo dos Resultados

	Class	Record	Name	NPC	Location	Date
WORLD RECORD	S4	39.22	NARITA Mayumi	JPN	Athens	27 SEP 2004
PANAM RECORD	S4	50.58	BRUDER Aimee	USA	Indianapolis	4 MAY 1996

Heats

Event No: 19

Rank	Heat	Lane	Name	NPC Code	Class	R.T.	Time	Time Behind
1	2	4	GARCIA Edênia	BRA	S4	0.00	53.65	
2	1	4	PORRAS Nadia	MEX	S5	0.00	53.99	0.34
3	2	5	OLMOS Sofia	MEX	S5	0.00	55.68	2.03
4	1	5	MIRANDA Nely	MEX	S4	0.00	58.50	4.85
5	2	2	OME Naiver	COL	S5	0.00	1:07.32	13.67
6	1	3	SILVA Claudia	BRA	S4	0.00	1:09.07	15.42
7	2	3	ROSÁRIO Gilmara	BRA	S5	0.00	1:11.37	17.72
8	2	6	FIRMINO Rildene	BRA	S5	0.00	1:12.56	18.91
9	1	6	DIAZ MALDONADO Lucia	MEX	S5	0.00	1:15.57	21.92
10	1	2	LINZMEYER Michele	BRA	S4	0.00	1:57.99	1:04.34

Legend:

R.T. Reaction time



Results

Resultados / Resultados

	Record	Name	NPC Code	Location	Date
WR	36.02	GONZALEZ D	MEX	Sydney	28 OCT 2000
PR	36.02	GONZALEZ D	MEX	Sydney	28 OCT 2000

Final

Event No:110

Rank	Lane	Name	NPC Code	Class	R.T.	Time	Time Behind
1	4	GONZALEZ Doramitzi	MEX	S6	0.36	39.45	
2	5	UHL Miranda	USA	S6	0.00	40.93	1.48
3	3	JOHNSON Casey	USA	S6	0.36	41.71	2.26
4	6	CRUZ Ana Clara	BRA	S6	0.63	42.60	3.15
5	2	WERNECK Caroline	BRA	S6	0.00	52.13	12.68
6	7	FERREIRA Leticia	BRA	S6	0.00	58.39	18.94

Legend:

PR Panam Record R.T. Reaction time WR World record



Results

Resultados / Resultados

	Class	Record	Name	NPC	Location	Date
WORLD RECORD	S7	33.53	BRUHN Kirsten	GER	Berlin	4 JUN 2006
	S8	31.51	DRABSCH Cecilie	NOR	Athens	26 SEP 2004
PANAM RECORD	S7	34.24	POPOVICH Erin	USA	Durban	7 DEC 2006
	S8	31.73	LONG Jessica	USA	Durban	7 DEC 2006

Final

Event No.113

Rank	Lane	Name	NPC Code	Class	R.T.	Time	Time Behind
1	4	EVERLOVE Amanda	USA	S8	0.19	34.58	
2	5	COLE Andrea	CAN	S8	0.00	35.70	1.12
3	3	JENSEN Laura	CAN	S7	0.23	36.71	2.13
4	6	LIRA Valéria	BRA	S8	0.35	37.87	3.29
5	2	HUNT Sarah	USA	S7	0.00	40.69	6.11
6	7	HERNANDEZ Maria	MEX	S8	0.35	41.54	6.96
7	1	SILVA Milene	BRA	S8	0.00	42.86	8.28
8	8	AGUILAR Desiree	PAN	S8	0.60	43.39	8.81

Legend:

R.T. Reaction time



Results Summary

Sumario de resultados / Resumo dos Resultados

	Class	Record	Name	NPC	Location	Date
WORLD RECORD	S7	33.53	BRUHN Kirsten	GER	Berlin	4 JUN 2006
	S8	31.51	DRABSCH Cecilie	NOR	Athens	26 SEP 2004
PANAM RECORD	S7	34.24	POPOVICH Erin	USA	Durban	7 DEC 2006
	S8	31.73	LONG Jessica	USA	Durban	7 DEC 2006

Heats

Event No:113

Rank	Heat	Lane	Name	NPC Code	Class	R.T.	Time	Time Behind
1	2	3	EVERLOVE Amanda	USA	S8	0.24	35.98	
2	2	4	COLE Andrea	CAN	S8	0.62	36.20	0.22
3	2	5	JENSEN Laura	CAN	S7	0.00	37.75	1.77
4	1	4	LIRA Valéria	BRA	S8	0.29	37.97	1.99
5	1	5	HUNT Sarah	USA	S7	0.00	41.00	5.02
6	1	3	HERNANDEZ Maria	MEX	S8	0.36	41.45	5.47
7	1	6	SILVA Milene	BRA	S8	0.51	42.67	6.69
8	2	7	AGUILAR Desiree	PAN	S8	0.78	43.71	7.73
9	2	2	FLORES Velia	MEX	S7	0.00	43.74	7.76
10	2	6	ARAUZO Ana	MEX	S8	1.32	44.59	8.61
11	1	2	BARAJAS Esly	MEX	S8	0.00	47.50	11.52
12	1	7	AZEVEDO Adriana	BRA	S7	0.66	48.25	12.27

Legend:

R.T. Reaction time



Results

Resultados / Resultados

	Record	Name	NPC Code	Location	Date
WR	29.04	du TOIT N	RSA	Manchester	6 MAY 2006
PR	30.14	KERLEY A	USA	Durban	7 DEC 2006

Final

Event No:115

Rank	Lane	Name	NPC Code	Class	R.T.	Time	Time Behind
1	5	DIXON Stephanie	CAN	S9	0.00	30.97	
2	4	GEIGER Darda	CAN	S9	0.26	31.77	0.80
3	3	ROXON Katarina	CAN	S9	0.19	33.02	2.05
4	2	GIMENEZ Daniela	ARG	S9	0.00	34.47	3.50
4	6	MOSQUERA Paola	COL	S9	0.74	34.47	3.50
6	7	CANTAGALLO Gabriela	BRA	S9	0.28	35.24	4.27

Legend:

PR Panam Record R.T. Reaction time WR World record



Results

Resultados / Resultados

	Record	Name	NPC Code	Location	Date
WR	28.44	SLOAN J	CAN	Manchester	14 MAY 2005
PR	28.44	SLOAN J	CAN	Sydney	28 OCT 2000

Final

Event No:117

Rank	Lane	Name	NPC Code	Class	R.T.	Time	Time Behind
1	4	POLINARIO Anne	CAN	S10	0.33	28.49	
2	5	SCOTT Susan Beth	USA	S10	0.00	30.80	2.31
3	3	HODGINS Jessica	CAN	S10	0.64	32.66	4.17
4	6	ALVES Tassia	BRA	S10	0.60	34.23	5.74
5	7	QUERO GUTIERREZ Macarena	CHI	S10	0.49	34.74	6.25
6	2	MEDEL Martha	MEX	S10	0.00	35.14	6.65
7	1	LINS Ana	BRA	S10	0.00	36.27	7.78

Legend:

PR Panam Record R.T. Reaction time WR World record



Parque Aquático (Autódromo)

Parque Aquático (Autódromo)
Parque Aquático (Autódromo)

18 AUG 2007
19:28

Swimming

Natación / Natação

Women's 50m Freestyle - S11

Mujeres 50m Estilo Libre - S11 / 50m Feminino Estilo Livre - S11

Final

Final / Final

Results

Resultados / Resultados

	Record	Name	NPC Code	Location	Date
WR	32.32	SUGIMORI F	BRA	Athens	26 SEP 2004
PR	32.32	SUGIMORI F	BRA	Athens	26 SEP 2004

Final

Event No:130

Rank	Lane	Name	NPC Code	Class	R.T.	Time	Time Behind
1	5	SUGIMORI Fabiana	BRA	S11	0.00	33.09	
2	4	TUOMELA Jessica	CAN	S11	0.38	35.23	2.14
3	3	BAEZ Nadia	ARG	S11	0.45	35.69	2.60
4	6	SMITH Megan	USA	S11	0.63	37.87	4.78

Legend:

PR Panam Record R.T. Reaction time WR World record



Results

Resultados / Resultados

	Class	Record	Name	NPC	Location	Date
WORLD RECORD	S12	28.02	ZHU Hongyan	CHN	Athens	26 SEP 2004
	S13	27.38	HOPF Yvonne	GER	Atlanta	25 AUG 1996
PANAM RECORD	S12	29.32	ZORN Trischa	USA	Barcelona	6 SEP 1992
	S13	27.92	GRAND-MAISON Valerie	CAN	Durban	6 DEC 2006

Final

Event No: 94

Rank	Lane	Name	NPC Code	Class	R.T.	Time	Time Behind
1	5	GOTELL Chelsey	CAN	S13	0.00	28.56	
2	4	COTÉ Kirby	CAN	S13	0.20	28.77	0.21
3	2	MOTA ECHARRY Belkys D	VEN	S12	0.00	30.97	2.41
4	3	WILLOUGHBY Carrie	USA	S13	0.20	31.18	2.62
5	6	RENNEBOHM Jacqueline	CAN	S12	0.22	31.66	3.10
6	7	SILVA Regiane	BRA	S12	0.28	33.63	5.07
7	1	ORTEGA Maria	MEX	S13	0.00	36.09	7.53
8	8	ROJAS Emma	MEX	S12	0.30	40.03	11.47

Legend:

R.T. Reaction time



Results Summary

Sumario de resultados / Resumo dos Resultados

	Class	Record	Name	NPC	Location	Date
WORLD RECORD	S12	28.02	ZHU Hongyan	CHN	Athens	26 SEP 2004
	S13	27.38	HOPF Yvonne	GER	Atlanta	25 AUG 1996
PANAM RECORD	S12	29.32	ZORN Trischa	USA	Barcelona	6 SEP 1992
	S13	27.92	GRAND-MAISON Valerie	CAN	Durban	6 DEC 2006

Heats

Event No: 94

Rank	Heat	Lane	Name	NPC Code	Class	R.T.	Time	Time Behind
1	2	5	COTÉ Kirby	CAN	S13	0.00	29.34	
2	1	4	GOTELL Chelsey	CAN	S13	0.23	29.59	0.25
3	1	5	WILLOUGHBY Carrie	USA	S13	0.00	31.76	2.42
4	2	3	RENNEBOHM Jacqueline	CAN	S12	0.23	32.22	2.88
5	1	3	MOTA ECHARRY Belkys Dayanara	VEN	S12	0.46	32.50	3.16
6	2	6	SILVA Regiane	BRA	S12	0.30	34.74	5.40
7	1	6	ORTEGA Maria	MEX	S13	0.42	36.13	6.79
8	2	2	ROJAS Emma	MEX	S12	0.00	39.91	10.57
	2	4	GRAND MAISON Valérie	CAN	S13	-0.06	DSQ	

Legend:

DSQ Disqualified

R.T.

Reaction time



Results

Resultados / Resultados

	Class	Record	Name	NPC	Location	Date
WORLD RECORD	S2	2:43.67	BERRY Mairead	IRL	Sydney	26 OCT 2000
	S3	2:03.94	VALLE Patricia	MEX	Sydney	26 OCT 2000
PANAM RECORD	S2	3:04.46	HERNANDEZ Virginia	MEX	Sydney	26 OCT 2000
	S3	2:03.94	VALLE Patricia	MEX	Sydney	26 OCT 2000

Final

Event No121

Rank	Lane	Name	NPC Code	Class	R.T.	50m	Time	Time Behind
1	4	VALLE Patricia	MEX	S3	0.00	(1) 1:04.81	2:13.03	
							1:08.22	
2	5	KOLBE Elizabeth	USA	S3	0.00	(3) 1:25.79	2:56.44	43.41
							1:30.65	
3	3	RAMIREZ Fabiola	MEX	S3	0.00	(2) 1:24.14	2:58.32	45.29
							1:34.18	
4	6	HERNANDEZ Virginia	MEX	S2	0.00	(5) 1:44.00	3:28.05	1:15.02
							1:44.05	
5	2	BASUALDO Betiana	ARG	S2	0.00	(4) 1:43.94	3:30.33	1:17.30
							1:46.39	
6	7	NOVAES Ana Lucia	BRA	S2	0.00	(6) 2:08.03	4:08.87	1:55.84
							2:00.84	

Legend:

R.T. Reaction time



Results

Resultados / Resultados

	Class	Record	Name	NPC	Location	Date
WORLD RECORD	S4	1:25.07	NARITA Mayumi	JPN	Athens	19 SEP 2004
	S5	1:18.99	HESS Beatrice	FRA	Sydney	26 OCT 2000
PANAM RECORD	S4	1:48.11	BRUDER Aimee	USA	Christchurch	16 OCT 1998
	S5	1:35.80	DANNHAEUSER Marie	CAN	Sydney	26 OCT 2000

Final

Event No.124

Rank	Lane	Name	NPC Code	Class	R.T.	50m	Time	Time Behind
1	4	PORRAS Nadia	MEX	S5	0.00	(2) 54.14	1:51.04 56.90	
2	6	OLMOS Sofia	MEX	S5	0.51	(5) 56.96	1:57.28 1:00.32	6.24
3	5	GARCIA Edênia	BRA	S4	0.00	(4) 56.27	1:57.52 1:01.25	6.48
4	3	OME Naiver	COL	S5	0.00	(3) 54.82	2:00.33 1:05.51	9.29
5	2	MIRANDA Nely	MEX	S4	0.00	(1) 53.99	2:10.97 1:16.98	19.93
6	7	ROSÁRIO Gilmara	BRA	S5	0.00	(7) 1:09.14	2:22.20 1:13.06	31.16
7	1	SILVA Claudia	BRA	S4	0.00	(6) 1:08.52	2:27.26 1:18.74	36.22
8	8	DIAZ MALDONADO Lucia	MEX	S5	0.00	(8) 1:17.09	2:39.96 1:22.87	48.92

Legend:

R.T. Reaction time



Results Summary

Sumario de resultados / Resumo dos Resultados

	Class	Record	Name	NPC	Location	Date
WORLD RECORD	S4	1:25.07	NARITA Mayumi	JPN	Athens	19 SEP 2004
	S5	1:18.99	HESS Beatrice	FRA	Sydney	26 OCT 2000
PANAM RECORD	S4	1:48.11	BRUDER Aimee	USA	Christchurch	16 OCT 1998
	S5	1:35.80	DANNHAEUSER Marie	CAN	Sydney	26 OCT 2000

Heats

Event No124

Rank	Heat	Lane	Name	NPC Code	Class	R.T.	50m	Time	Time Behind
1	2	4	PORRAS Nadia	MEX	S5	0.00	(1) 54.64	1:53.91	
2	2	5	GARCIA Edênia	BRA	S4	0.00	(2) 55.76	1:57.46	3.55
3	1	6	OME Naiver	COL	S5	0.00	(1) 56.28	1:58.42	4.51
4	1	4	OLMOS Sofia	MEX	S5	0.55	(3) 56.73	2:00.98	7.07
5	1	5	MIRANDA Nely	MEX	S4	0.00	(2) 56.38	2:09.37	15.46
6	2	3	ROSÁRIO Gilmara	BRA	S5	0.00	(3) 1:05.62	2:17.93	24.02
7	1	3	SILVA Claudia	BRA	S4	0.00	(4) 1:10.69	2:27.91	34.00
8	2	6	DIAZ MALDONADO Lucia	MEX	S5	0.00	(4) 1:12.56	2:39.59	45.68
	2	2	LINZMEYER Michele	BRA	S4	0.00		DSQ	

Legend:

DSQ Disqualified R.T. Reaction time



Results

Resultados / Resultados

	Record	Split	Name	NPC Code	Location	Date
WR	1:17.43		GONZALEZ D	MEX	Athens	20 SEP 2004
PR	1:17.43		GONZALEZ D	MEX	Athens	20 SEP 2004

Final

Event No: 30

Rank	Lane	Name	NPC Code	Class	R.T.	50m	Time	Time Behind
1	4	UHL Miranda	USA	S6	0.54	(1) 40.72	1:24.57 43.85	
2	5	GONZALEZ Doramitzi	MEX	S6	0.54	(2) 40.91	1:25.25 44.34	0.68
3	3	JOHNSON Casey	USA	S6	0.00	(3) 42.56	1:28.50 45.94	3.93
4	6	CRUZ Ana Clara	BRA	S6	0.65	(4) 45.22	1:33.61 48.39	9.04
5	2	WERNECK Caroline	BRA	S6	0.00	(5) 53.10	1:55.42 1:02.32	30.85
6	7	FERREIRA Leticia	BRA	S6	0.00	(6) 59.47	2:06.29 1:06.82	41.72

Legend:

PR Panam Record R.T. Reaction time WR World record



Results

Resultados / Resultados

	Class	Record	Name	NPC	Location	Date
WORLD RECORD	S7	1:11.61	BRUHN Kirsten	GER	Berlin	25 JUN 2005
	S8	1:07.03	LONG Jessica	USA	Durban	2 DEC 2006
PANAM RECORD	S7	1:12.05	POPOVICH Erin	USA	Durban	3 DEC 2006
	S8	1:07.03	LONG Jessica	USA	Durban	3 DEC 2006

Final

Event No: 2

Rank	Lane	Name	NPC Code	Class	R.T.	50m	Time	Time Behind
1	4	COLE Andrea	CAN	S8	0.62	(1) 37.30	1:16.76 39.46	
2	5	JENSEN Laura	CAN	S7	0.28	(2) 38.75	1:20.91 42.16	4.15
3	2	LIRA Valéria	BRA	S8	0.73	(3) 38.95	1:21.27 42.32	4.51
4	3	EVERLOVE Amanda	USA	S8	0.00	(4) 39.68	1:24.72 45.04	7.96
5	6	HUNT Sarah	USA	S7	0.00	(5) 41.68	1:26.01 44.33	9.25
6	7	HERNANDEZ Maria	MEX	S8	0.44	(6) 43.54	1:28.48 44.94	11.72
7	1	FLORES Velia	MEX	S7	0.71	(7) 45.11	1:34.85 49.74	18.09
8	8	ARAUZO Ana	MEX	S8	0.94	(8) 45.34	1:36.39 51.05	19.63

Legend:

R.T. Reaction time



Results Summary

Sumario de resultados / Resumo dos Resultados

	Class	Record	Name	NPC	Location	Date
WORLD RECORD	S7	1:11.61	BRUHN Kirsten	GER	Berlin	25 JUN 2005
PANAM RECORD	S7	1:12.05	POPOVICH Erin	USA	Durban	3 DEC 2006

Heats

Event No: 2

Rank	Heat	Lane	Name	NPC Code	Class	R.T.	50m	Time	Time Behind
1	2	5	COLE Andrea	CAN	S8	0.67	(2) 38.76	1:18.78 40.02	
2	1	4	JENSEN Laura	CAN	S7	0.25	(1) 38.44	1:21.49 43.05	2.71
3	1	3	EVERLOVE Amanda	USA	S8	0.00	(2) 39.19	1:25.63 46.44	6.85
4	2	3	HUNT Sarah	USA	S7	0.00	(3) 41.83	1:26.24 44.41	7.46
5	2	4	LIRA Valéria	BRA	S8	0.74	(1) 38.63	1:26.72 48.09	7.94
6	1	6	HERNANDEZ Maria	MEX	S8	0.38	(3) 43.87	1:28.31 44.44	9.53
7	2	2	FLORES Velia	MEX	S7	0.77	(4) 45.35	1:35.10 49.75	16.32
8	1	5	ARAUZO Ana	MEX	S8	1.19	(4) 44.52	1:35.77 51.25	16.99
9	1	2	AZEVEDO Adriana	BRA	S7	0.74	(5) 49.05	1:43.74 54.69	24.96
10	2	6	BARAJAS Esly	MEX	S8	0.93	(5) 50.21	1:49.78 59.57	31.00

Legend:

R.T. Reaction time



Results

Resultados / Resultados

	Record	Split	Name	NPC Code	Location	Date
WR	1:01.08		du TOIT N	RSA	Manchester	6 MAY 2006
PR	1:05.05		DIXON S	CAN	Manchester	2 AUG 2002

Final

Event No: 48

Rank	Lane	Name	NPC Code	Class	R.T.	50m	Time	Time Behind
1	4	GEIGER Darda	CAN	S9	0.63	(1) 32.44	1:06.37 33.93	
2	5	DIXON Stephanie	CAN	S9	0.37	(2) 32.48	1:06.46 33.98	0.09
3	3	GRAY Brittany	CAN	S9	0.00	(3) 34.89	1:11.69 36.80	5.32
4	6	GIMENEZ Daniela	ARG	S9	0.69	(5) 36.29	1:14.89 38.60	8.52
5	7	GIBBS Kate	USA	S9	0.25	(6) 36.44	1:14.96 38.52	8.59
6	2	MOSQUERA Paola	COL	S9	0.78	(4) 35.09	1:15.14 40.05	8.77
7	1	CANTAGALLO Gabriela	BRA	S9	0.38	(7) 37.76	1:19.63 41.87	13.26

Legend:

PR Panam Record R.T. Reaction time WR World record



Results

Resultados / Resultados

	Record	Split	Name	NPC Code	Location	Date
WR	1:01.67		SLOAN J	CAN	Sydney	25 OCT 2000
PR	1:01.67		SLOAN J	CAN	Sydney	25 OCT 2000

Final

Event No: 50

Rank	Lane	Name	NPC Code	Class	R.T.	50m	Time	Time Behind
1	4	POLINARIO Anne	CAN	S10	0.34	(1) 30.68	1:03.83 33.15	
2	5	SCOTT Susan Beth	USA	S10	0.76	(2) 31.79	1:06.15 34.36	2.32
3	3	HODGINS Jessica	CAN	S10	0.00	(3) 33.16	1:09.24 36.08	5.41
4	2	MEDEL Martha	MEX	S10	0.61	(4) 35.41	1:16.09 40.68	12.26
5	6	ALVES Tassia	BRA	S10	0.58	(5) 35.76	1:16.27 40.51	12.44
6	1	CAMPILLO MARIN Yajaira	VEN	S10	0.35	(6) 36.73	1:18.83 42.10	15.00
7	8	LINS Ana	BRA	S10	0.87	(8) 38.13	1:20.04 41.91	16.21
8	7	QUERO GUTIERREZ Macarena	CHI	S10	0.44	(7) 37.41	1:20.64 43.23	16.81

Legend:

PR Panam Record R.T. Reaction time WR World record



Results Summary

Sumario de resultados / Resumo dos Resultados

	Record	Split	Name	NPC Code	Location	Date
WR	1:11.37		CAVIN C	SUI	Durban	2 DEC 2006
PR	1:11.52		MICHEL-WEICKER Y	CAN	New York	16 JUN 1984

Final

Event No: 4

Rank	Heat	Lane	Name	NPC Code	Class	R.T.	50m	Time	Time Behind
1	1	3	SUGIMORI Fabiana	BRA	S11	0.00	(1) 35.62	1:16.89 41.27	
2	1	4	TUOMELA Jessica	CAN	S11	0.52	(2) 39.01	1:20.75 41.74	3.86
3	1	6	BAEZ Nadia	ARG	S11	0.56	(3) 39.02	1:21.09 42.07	4.20
4	1	5	SMITH Megan	USA	S11	0.70	(4) 40.26	1:25.02 44.76	8.13
5	1	2	SOUZA Eliane	BRA	S11	0.30	(5) 41.22	1:43.51 1:02.29	26.62

Legend:

PR Panam Record R.T. Reaction time WR World record



Results Summary

Sumario de resultados / Resumo dos Resultados

	Record	Split	Name	NPC Code	Location	Date
WR	1:11.37		CAVIN C	SUI	Durban	2 DEC 2006
PR	1:11.52		MICHEL-WEICKER Y	CAN	New York	16 JUN 1984

Heats

Event No: 4

Rank	Heat	Lane	Name	NPC Code	Class	R.T.	50m	Time	Time Behind
1	1	5	TUOMELA Jessica	CAN	S11	(1)	37.85	1:21.51 43.66	
2	1	6	SMITH Megan	USA	S11	(2)	41.03	1:27.40 46.37	5.89
3	1	4	SUGIMORI Fabiana	BRA	S11	(3)	41.79	1:30.50 48.71	8.99
4	1	3	BAEZ Nadia	ARG	S11	(5)	42.05	1:31.88 49.83	10.37
5	1	2	SOUZA Eliane	BRA	S11	(4)	42.00	1:37.93 55.93	16.42

Legend:

PR Panam Record R.T. Reaction time WR World record



Results

Resultados / Resultados

	Class	Record	Name	NPC	Location	Date
WORLD RECORD	S12	1:00.01	ZHU Hongyan	CHN	Madrid	23 JUL 1998
	S13	59.57	GRAND-MAISON Valerie	CAN	Durban	3 DEC 2006
PANAM RECORD	S12	1:04.33	ZORN Trischa	USA	Barcelona	12 SEP 1992
	S13	59.57	GRAND-MAISON Valerie	CAN	Durban	3 DEC 2006

Final

Event No: 35

Rank	Lane	Name	NPC Code	Class	R.T.	50m	Time	Time Behind
1	4	GRAND MAISON Valérie	CAN	S13	0.24	(1) 29.12	1:00.32 31.20	
2	5	GOTELL Chelsey	CAN	S13	0.23	(2) 30.05	1:02.35 32.30	2.03
3	3	COTÉ Kirby	CAN	S13	0.00	(3) 30.10	1:02.46 32.36	2.14
4	6	WILLOUGHBY Carrie	USA	S13	0.21	(4) 31.92	1:06.99 35.07	6.67
5	2	MOTA ECHARRY Belkys Dayanara	VEN	S12	0.44	(6) 33.03	1:09.20 36.17	8.88
6	1	MORO Anabel	ARG	S12	0.28	(5) 32.74	1:10.48 37.74	10.16
7	7	RENNEBOHM Jacqueline	CAN	S12	0.21	(7) 35.10	1:11.96 36.86	11.64
8	8	SILVA Regiane	BRA	S12	0.27	(8) 36.22	1:15.22 39.00	14.90

Legend:

R.T. Reaction time



Results Summary

Sumario de resultados / Resumo dos Resultados

	Class	Record	Name	NPC	Location	Date
WORLD RECORD	S12	1:00.01	ZHU Hongyan	CHN	Madrid	23 JUL 1998
	S13	59.57	GRAND-MAISON Valerie	CAN	Durban	3 DEC 2006
PANAM RECORD	S12	1:04.33	ZORN Trischa	USA	Barcelona	12 SEP 1992
	S13	59.57	GRAND-MAISON Valerie	CAN	Durban	3 DEC 2006

Heats

Event No: 35

Rank	Heat	Lane	Name	NPC Code	Class	R.T.	50m	Time	Time Behind
1	2	4	GRAND MAISON Valérie	CAN	S13	0.24	(1) 29.84	1:02.21 32.37	
2	1	4	GOTELL Chelsey	CAN	S13	0.21	(1) 30.22	1:03.32 33.10	1.11
3	2	5	COTÉ Kirby	CAN	S13	0.19	(2) 31.43	1:04.31 32.88	2.10
4	1	5	WILLOUGHBY Carrie	USA	S13	0.21	(2) 32.02	1:07.69 35.67	5.48
5	2	6	MOTA ECHARRY Belkys Dayanara	VEN	S12	0.40	(3) 33.93	1:11.22 37.29	9.01
6	2	3	RENNEBOHM Jacqueline	CAN	S12	0.00	(4) 35.06	1:11.90 36.84	9.69
7	1	3	MORO Anabel	ARG	S12	0.00	(3) 34.46	1:12.41 37.95	10.20
8	1	6	SILVA Regiane	BRA	S12	0.25	(4) 37.77	1:18.42 40.65	16.21
9	2	2	MIRANDA Pollyane	BRA	S13	0.74	(5) 38.46	1:19.46 41.00	17.25
10	1	2	ORTEGA Maria	MEX	S13	0.44	(5) 38.90	1:22.66 43.76	20.45
11	2	7	ROJAS Emma	MEX	S12	0.27	(6) 43.90	1:33.23 49.33	31.02

Legend:

R.T. Reaction time



Results

Resultados / Resultados

	Class	Record	Name	NPC	Location	Date
WORLD RECORD	S2	6:05.95	CARRACELOS Sara	ESP	Stockholm	2 AUG 2001
	S3	4:19.17	VALLE Patricia	MEX	Osaka	19 JUL 2006
PANAM RECORD	S2	6:11.48	HERNANDEZ Virginia	MEX	Christchurch	14 OCT 1998
	S3	4:19.17	VALLE Patricia	MEX	Osaka	16 JUL 2006

Final										Event No: 55
Rank	Lane	Name	NPC Code	Class	R.T.	50m	100m	150m	Time	Time Behind
1	4	VALLE Patricia	MEX	S3	0.00	(1) 1:04.59	(1) 2:14.48 1:09.89	(1) 3:26.85 1:12.37	4:40.49 1:13.64	
2	5	KOLBE Elizabeth	USA	S3	0.00	(2) 1:27.89	(2) 3:05.63 1:37.74	(2) 4:42.19 1:36.56	6:11.67 1:29.48	1:31.18
3	6	BASUALDO Betiana	ARG	S2	0.00	(4) 1:49.15	(4) 3:35.87 1:46.72	(4) 5:17.60 1:41.73	7:00.46 1:42.86	2:19.97
4	3	HERNADEZ Virginia	MEX	S2	0.00	(3) 1:40.89	(3) 3:26.55 1:45.66	(3) 5:15.97 1:49.42	7:06.09 1:50.12	2:25.60

Legend:

R.T. Reaction time



Results

Resultados / Resultados

	Class	Record	Name	NPC	Location	Date
WORLD RECORD	S4	3:02.00	NARITA Mayumi	JPN	Athens	21 SEP 2004
	S5	2:44.61	HESS Beatrice	FRA	Sydney	23 OCT 2000
PANAM RECORD	S4	3:43.90	BRUDER Aimee	USA	Minneapolis	28 JUN 1998
	S5	3:20.30	DANNHAEUSER Marie	CAN	Mar del Plata	12 DEC 2002

Final

Event No: 58

Rank	Lane	Name	NPC Code	Class	R.T.	50m	100m	150m	Time	Time Behind
1	4	PORRAS Nadia	MEX	S5	0.00	(2) 53.37	(1) 1:52.19 58.82	(1) 2:52.87 1:00.68	3:52.86 59.99	
2	5	MIRANDA Nely	MEX	S4	0.00	(1) 51.68	(2) 1:52.92 1:01.24	(2) 2:57.55 1:04.63	4:03.60 1:06.05	10.74
3	6	GARCIA Edênia	BRA	S4	0.00	(3) 55.53	(3) 1:59.15 1:03.62	(3) 3:04.79 1:05.64	4:08.70 1:03.91	15.84
4	3	OLMOS Sofia	MEX	S5	0.00	(4) 57.01	(4) 2:02.64 1:05.63	(4) 3:08.15 1:05.51	4:09.31 1:01.16	16.45
5	2	ROSÁRIO Gilmara	BRA	S5	0.00	(5) 1:07.64	(5) 2:21.81 1:14.17	(5) 3:39.61 1:17.80	4:56.19 1:16.58	1:03.33
6	7	SILVA Claudia	BRA	S4	0.00	(6) 1:09.17	(6) 2:26.93 1:17.76	(6) 3:44.52 1:17.59	5:05.84 1:21.32	1:12.98

Legend:

R.T. Reaction time



Results

Resultados / Resultados

	Record	Splits			Name	NPC Code	Location	Date
WR	5:49.18				GONZALEZ D	MEX	Athens	26 SEP 2004
PR	5:49.18				GONZALEZ D	MEX	Athens	26 SEP 2004

Final

Event No: 77

Rank	Lane	Name	NPC Code	Class	R.T.	Time	Time Behind
1	4	UHL Miranda	USA	S6	0.55	6:11.15	
50m(1) 44.34	100m(1) 1:31.85	150m(1) 2:18.24	200m(1) 3:05.19	250m(1) 3:51.93	300m(1) 4:38.73	350m(1) 5:25.79	
44.34	47.51	46.39	46.95	46.74	46.80	47.06	
2	5	GONZALEZ Doramitzi	MEX	S6	0.56	6:32.94	21.79
50m(3) 45.14	100m(2) 1:33.09	150m(2) 2:21.81	200m(2) 3:11.32	250m(2) 4:02.14	300m(2) 4:52.74	350m(2) 5:43.72	
45.14	47.95	48.72	49.51	50.82	50.60	50.98	
3	3	JOHNSON Casey	USA	S6	0.00	6:41.80	30.65
50m(2) 45.07	100m(3) 1:34.20	150m(3) 2:22.89	200m(3) 3:14.27	250m(3) 4:04.76	300m(3) 4:57.96	350m(3) 5:50.25	
45.07	49.13	48.69	51.38	50.49	53.20	52.29	
4	6	CRUZ Ana Clara	BRA	S6	0.68	6:51.86	40.71
50m(4) 48.35	100m(4) 1:39.80	150m(4) 2:32.23	200m(4) 3:23.63	250m(4) 4:16.39	300m(4) 5:08.43	350m(4) 6:01.72	
48.35	51.45	52.43	51.40	52.76	52.04	53.29	

Legend:

PR Panam Record R.T. Reaction time WR World record



Results

Resultados / Resultados

	Class	Record	Name	NPC	Location	Date
WORLD RECORD	S7	5:17.06	WOLFENDEN Chantel	AUS	Sydney	29 MAR 2004
	S8	4:53.14	LONG Jessica	USA	Durban	6 DEC 2006
PANAM RECORD	S7	5:23.65	POPOVICH Erin	USA	Durban	5 DEC 2006
	S8	4:53.14	LONG Jessica	USA	Durban	6 DEC 2006

Final

Event No: 96

Rank	Lane	Name	NPC Code	Class	R.T.	Time	Time Behind
1	4	COLE Andrea	CAN	S8	0.68	5:35.01	
50m(1)	38.56	100m(1) 1:22.13	150m(1) 2:04.59	200m(1) 2:47.19	250m(1) 3:29.28	300m(1) 4:12.05	350m(1) 4:54.06
	38.56	43.57	42.46	42.60	42.09	42.77	42.01
2	3	LIRA Valéria	BRA	S8	0.00	6:04.14	29.13
50m(3)	42.38	100m(3) 1:27.53	150m(2) 2:13.42	200m(2) 3:00.25	250m(2) 3:46.23	300m(2) 4:33.49	350m(2) 5:20.39
	42.38	45.15	45.89	46.83	45.98	47.26	46.90
3	5	JENSEN Laura	CAN	S7	0.29	6:17.60	42.59
50m(2)	41.62	100m(2) 1:27.19	150m(3) 2:13.48	200m(3) 3:00.93	250m(3) 3:51.88	300m(3) 4:42.58	350m(4) 5:31.61
	41.62	45.57	46.29	47.45	50.95	50.70	49.03
4	6	HUNT Sarah	USA	S7	0.00	6:17.66	42.65
50m(6)	44.32	100m(4) 1:30.66	150m(4) 2:19.71	200m(4) 3:07.56	250m(4) 3:56.39	300m(4) 4:43.67	350m(3) 5:31.41
	44.32	46.34	49.05	47.85	48.83	47.28	47.74
5	2	HERNANDEZ Maria	MEX	S8	0.42	6:34.00	58.99
50m(5)	44.04	100m(5) 1:32.18	150m(5) 2:21.95	200m(5) 3:13.51	250m(5) 4:04.17	300m(5) 4:55.70	350m(5) 5:44.59
	44.04	48.14	49.77	51.56	50.66	51.53	48.89
6	7	FLORES Velia	MEX	S7	0.72	6:44.42	1:09.41
50m(7)	45.89	100m(7) 1:34.91	150m(7) 2:25.71	200m(7) 3:17.60	250m(7) 4:10.15	300m(6) 5:02.37	350m(6) 5:54.68
	45.89	49.02	50.80	51.89	52.55	52.22	52.31
7	1	AGUILAR Desiree	PAN	S8	0.60	6:47.87	1:12.86
50m(4)	42.81	100m(6) 1:32.99	150m(6) 2:23.72	200m(6) 3:16.94	250m(6) 4:09.29	300m(7) 5:03.18	350m(7) 5:55.76
	42.81	50.18	50.73	53.22	52.35	53.89	52.58
8	8	SILVA Milene	BRA	S8	0.55	6:51.38	1:16.37
50m(8)	47.58	100m(8) 1:36.58	150m(8) 2:28.83	200m(8) 3:20.33	250m(8) 4:14.10	300m(8) 5:06.61	350m(8) 6:00.98
	47.58	49.00	52.25	51.50	53.77	52.51	54.37

Legend:

R.T. Reaction time



Results

Resultados / Resultados

	Record	Splits			Name	NPC Code	Location	Date
WR	4:23.96				du TOIT N	RSA	East London	4 APR 2005
PR	4:45.21				DIXON S	CAN	Durban	6 DEC 2006

Final

Event No: 98

Rank	Lane	Name	NPC Code	Class	R.T.	Time	Time Behind
1	4	DIXON Stephanie	CAN	S9	0.66	4:44.18	PR
50m(1) 33.13	100m(1) 1:08.60	150m(1) 1:44.41	200m(1) 2:20.62	250m(1) 2:56.81	300m(1) 3:33.02	350m(1) 4:09.07	
33.13	35.47	35.81	36.21	36.19	36.21	36.05	
2	5	GEIGER Darda	CAN	S9	0.63	4:49.72	5.54
50m(2) 33.97	100m(2) 1:09.81	150m(2) 1:46.45	200m(2) 2:23.23	250m(2) 2:59.90	300m(2) 3:36.71	350m(2) 4:13.89	
33.97	35.84	36.64	36.78	36.67	36.81	37.18	
3	3	GRAY Brittany	CAN	S9	0.00	5:09.54	25.36
50m(3) 35.35	100m(3) 1:13.43	150m(3) 1:52.50	200m(3) 2:32.06	250m(3) 3:11.17	300m(3) 3:50.92	350m(3) 4:30.42	
35.35	38.08	39.07	39.56	39.11	39.75	39.50	
4	2	GIBBS Kate	USA	S9	0.24	5:44.26	1:00.08
50m(5) 36.91	100m(5) 1:18.79	150m(4) 2:01.22	200m(4) 2:45.18	250m(4) 3:28.84	300m(4) 4:13.70	350m(4) 4:58.63	
36.91	41.88	42.43	43.96	43.66	44.86	44.93	
5	6	MOSQUERA Paola	COL	S9	0.80	5:53.02	1:08.84
50m(4) 36.30	100m(4) 1:17.23	150m(5) 2:02.31	200m(5) 2:48.51	250m(5) 3:35.82	300m(5) 4:22.18	350m(5) 5:09.47	
36.30	40.93	45.08	46.20	47.31	46.36	47.29	

Legend:

PR Panam Record R.T. Reaction time WR World record



Results

Resultados / Resultados

	Record	Splits			Name	NPC Code	Location	Date
WR	4:40.94				DASHWOOD G	AUS	Atlanta	19 AUG 1996
PR	4:43.18				OWENS A	USA	Durban	6 DEC 2006

Final

Event No:100

Rank	Lane	Name	NPC Code	Class	R.T.	Time	Time Behind
1	4	SCOTT Susan Beth	USA	S10	0.82	4:45.57	
50m(1)	32.25	100m(1) 1:07.83	150m(1) 1:43.60	200m(1) 2:20.22	250m(1) 2:56.36	300m(1) 3:33.09	350m(1) 4:09.77
	32.25	35.58	35.77	36.62	36.14	36.73	36.68
2	5	POLINARIO Anne	CAN	S10	0.65	5:06.49	20.92
50m(2)	33.19	100m(2) 1:08.90	150m(2) 1:45.79	200m(2) 2:24.65	250m(2) 3:05.06	300m(2) 3:45.33	350m(2) 4:26.51
	33.19	35.71	36.89	38.86	40.41	40.27	41.18
3	3	HODGINS Jessica	CAN	S10	0.97	5:23.79	38.22
50m(3)	36.68	100m(3) 1:17.27	150m(3) 1:58.03	200m(3) 2:39.35	250m(3) 3:20.75	300m(3) 4:02.58	350m(3) 4:43.40
	36.68	40.59	40.76	41.32	41.40	41.83	40.82
4	6	MEDEL Martha	MEX	S10	0.77	5:48.43	1:02.86
50m(4)	37.44	100m(4) 1:17.82	150m(4) 2:02.02	200m(4) 2:46.48	250m(4) 3:32.55	300m(4) 4:17.84	350m(4) 5:04.15
	37.44	40.38	44.20	44.46	46.07	45.29	46.31
5	2	CAMPILLO MARIN Yajaira	VEN	S10	0.33	5:58.19	1:12.62
50m(5)	38.04	100m(5) 1:22.30	150m(5) 2:06.90	200m(5) 2:53.48	250m(5) 3:39.21	300m(5) 4:27.32	350m(5) 5:13.15
	38.04	44.26	44.60	46.58	45.73	48.11	45.83
6	7	ALVES Tassia	BRA	S10	0.61	6:10.55	1:24.98
50m(6)	38.15	100m(6) 1:22.31	150m(6) 2:10.20	200m(6) 2:57.43	250m(6) 3:47.15	300m(6) 4:34.98	350m(6) 5:24.55
	38.15	44.16	47.89	47.23	49.72	47.83	49.57

Legend:

PR Panam Record R.T. Reaction time WR World record



Results

Resultados / Resultados

	Class	Record	Name	NPC	Location	Date
WORLD RECORD	S11	5:23.98	TJERNBERG Magdalena	SWE	Moscow	11 SEP 1987
	S12	4:49.96	FONT Deborah	ESP	Durban	3 DEC 2006
PANAM RECORD	S11	6:03.02	PAVLACKA Katie	USA	Sydney	23 OCT 2000
	S12	4:56.46	ZORN Trischa	USA	Barcelona	7 SEP 1992

Final

Event No: 26

Rank	Lane	Name	NPC Code	Class	R.T.	Time	Time Behind
1	4	RENNEBOHM Jacqueline	CAN	S12	0.22	5:40.48	
50m(1)	36.68	100m(1) 1:18.44	150m(1) 2:01.88	200m(1) 2:46.26	250m(1) 3:29.78	300m(1) 4:14.04	350m(1) 4:58.10
	36.68	41.76	43.44	44.38	43.52	44.26	44.06
2	5	SILVA Regiane	BRA	S12	0.28	5:51.21	10.73
50m(2)	36.96	100m(2) 1:19.28	150m(2) 2:04.13	200m(2) 2:48.98	250m(2) 3:35.20	300m(2) 4:19.99	350m(2) 5:07.24
	36.96	42.32	44.85	44.85	46.22	44.79	47.25
3	3	SUGIMORI Fabiana	BRA	S11	0.00	6:38.74	58.26
50m(3)	42.80	100m(3) 1:33.68	150m(3) 2:24.48	200m(3) 3:15.71	250m(3) 4:07.85	300m(3) 5:00.12	350m(3) 5:49.92
	42.80	50.88	50.80	51.23	52.14	52.27	49.80
4	6	SOUZA Suely	BRA	S11	0.85	8:10.46	2:29.98
50m(4)	49.98	100m(4) 1:47.60	150m(4) 2:49.83	200m(4) 3:51.40	250m(4) 4:54.41	300m(4) 5:55.87	350m(4) 6:54.75
	49.98	57.62	1:02.23	1:01.57	1:03.01	1:01.46	58.88

Legend:

R.T. Reaction time



	Class	Record	Name	NPC	Location	Date
WORLD RECORD	S11	5:23.98	TJERNBERG Magdalena	SWE	Moscow	11 SEP 1987
	S12	4:49.96	FONT Deborah	ESP	Durban	3 DEC 2006
PANAM RECORD	S11	6:03.02	PAVLACKA Katie	USA	Sydney	23 OCT 2000
	S12	4:56.46	ZORN Trischa	USA	Barcelona	7 SEP 1992

Heats

Event No: 26

Rank	Heat	Lane	Name	NPC Code	Class	R.T.	50m	100m	150m	200m	250m	300m	350m	Time	Time Behind
1	1	4	RENNEBOHM Jacqueline	CAN	S12	0.21	(1) 36.51	(1) 1:19.12	(1) 2:01.92	(1) 2:46.51	(1) 3:29.66	(1) 4:13.90	(1) 4:59.12	5:44.08	
							42.61	42.80	44.59	43.15	44.24	45.22	44.96		
2	1	5	SILVA Regiane	BRA	S12	0.26	(2) 41.42	(2) 1:26.61	(2) 2:14.10	(2) 3:01.67	(2) 3:50.39	(2) 4:38.79	(2) 5:26.81	6:13.45	29.37
							45.19	47.49	47.57	48.72	48.40	48.02	46.64		
3	1	6	SUGIMORI Fabiana	BRA	S11	0.53	(3) 49.20	(3) 1:44.90	(3) 2:42.20	(3) 3:38.35	(3) 4:34.69	(3) 5:30.43	(3) 6:26.00	7:19.15	1:35.07
							55.70	57.30	56.15	56.34	55.74	55.57	53.15		
4	1	2	SOUZA Suely	BRA	S11	0.84	(4) 49.32	(4) 1:48.63	(4) 2:49.42	(4) 3:51.93	(4) 4:56.07	(4) 6:00.26	(4) 7:04.18	8:04.84	2:20.76
							59.31	1:00.79	1:02.51	1:04.14	1:04.19	1:03.92	1:00.66		
	1	3	SMITH Megan	USA	S11	0.00								DSQ	

Legend:

DSQ Disqualified

R.T. Reaction time



Results

Resultados / Resultados

	Record	Splits			Name	NPC Code	Location	Date
WR	4:37.62				SCOTT E	USA	Barcelona	7 SEP 1992
PR	4:37.62				SCOTT E	USA	Barcelona	7 SEP 1992

Final

Event No: 52

Rank	Lane	Name	NPC Code	Class	R.T.	Time	Time Behind
1	4	GRAND MAISON Valérie	CAN	S13	0.28	4:36.51	WR
50m(1) 31.05	100m(1) 1:05.73	150m(1) 1:40.53	200m(1) 2:16.56	250m(1) 2:51.52	300m(1) 3:27.65	350m(1) 4:02.64	
31.05	34.68	34.80	36.03	34.96	36.13	34.99	
2	5	GOTELL Chelsey	CAN	S13	0.23	4:57.47	20.96
50m(2) 32.62	100m(2) 1:09.38	150m(2) 1:46.60	200m(2) 2:24.42	250m(2) 3:02.54	300m(2) 3:41.30	350m(2) 4:20.08	
32.62	36.76	37.22	37.82	38.12	38.76	38.78	
3	3	WILLOUGHBY Carrie	USA	S13	0.00	5:20.50	43.99
50m(3) 35.76	100m(3) 1:16.00	150m(3) 1:56.82	200m(3) 2:37.99	250m(3) 3:19.01	300m(3) 4:00.62	350m(3) 4:41.14	
35.76	40.24	40.82	41.17	41.02	41.61	40.52	
4	6	MIRANDA Pollyane	BRA	S13	0.75	5:57.63	1:21.12
50m(4) 40.78	100m(4) 1:25.81	150m(4) 2:12.21	200m(4) 2:57.37	250m(4) 3:43.22	300m(4) 4:28.68	350m(4) 5:13.97	
40.78	45.03	46.40	45.16	45.85	45.46	45.29	

Legend:

PR Panam Record R.T. Reaction time WR World record



Results

Resultados / Resultados

	Class	Record	Name	NPC	Location	Date
WORLD RECORD	S2	1:18.66	CARRACELOS Sara	ESP	Stockholm	3 AUG 2001
	S3	1:01.64	GONZALEZ Arancha	ESP	Badajoz	10 AUG 1997
PANAM RECORD	S2	1:31.54	HERNANDEZ Virginia	MEX	Sheffield	5 JUN 1998
	S3	1:15.13	VALLE Patricia	MEX	Sydney	25 OCT 2000

Final

Event No: 75

Rank	Lane	Name	NPC Code	Class	R.T.	Time	Time Behind
1	4	KOLBE Elizabeth	USA	S3	0.26	1:20.86	
2	5	RAMIREZ Fabiola	MEX	S3	0.53	1:22.50	1.64
3	6	BASUALDO Betiana	ARG	S2	1.36	1:39.20	18.34
4	3	HERNANDEZ Virginia	MEX	S2	1.14	1:44.93	24.07
5	2	NOVAES Ana Lucia	BRA	S2	0.99	1:56.52	35.66

Legend:

R.T. Reaction time



Results

Resultados / Resultados

	Class	Record	Name	NPC	Location	Date
WORLD RECORD	S4	48.93	ESPENHAYN Kay	GER	Stockholm	4 AUG 2001
	S5	40.84	HLAVACHOVA Bela	CZE	Mar Del Plata	14 DEC 2002
PANAM RECORD	S4	51.51	GARCIA Edenia	BRA	Athens	20 SEP 2004
	S5	59.74	MOUCHA Sue	USA	Atlanta	22 AUG 1996

Final

Event No: 92

Rank	Lane	Name	NPC Code	Class	R.T.	Time	Time Behind
1	4	GARCIA Edênia	BRA	S4	0.60	52.77	
2	5	PORRAS Nadia	MEX	S5	0.68	58.75	5.98PR
3	6	FIRMINO Rildene	BRA	S5	1.12	1:06.86	14.09
4	7	ROSÁRIO Gilmara	BRA	S5	0.93	1:06.96	14.19
5	3	OLMOS Sofia	MEX	S5	1.15	1:08.45	15.68
6	2	MORENO VERA Ana	MEX	S5	0.72	1:10.50	17.73
7	8	LINZMEYER Michele	BRA	S4	1.62	1:35.99	43.22
8	1	MIRANDA Nely	MEX	S4	0.70	1:42.15	49.38

Legend:

PR Panam Record R.T. Reaction time



Results Summary

Sumario de resultados / Resumo dos Resultados

	Class	Record	Name	NPC	Location	Date
WORLD RECORD	S4	48.93	ESPENHAYN Kay	GER	Stockholm	4 AUG 2001
	S5	40.84	HLAVACHOVA Bela	CZE	Mar Del Plata	14 DEC 2002
PANAM RECORD	S4	51.51	GARCIA Edenia	BRA	Athens	20 SEP 2004
	S5	59.74	MOUCHA Sue	USA	Atlanta	22 AUG 1996

Heats

Event No: 92

Rank	Heat	Lane	Name	NPC Code	Class	R.T.	Time	Time Behind
1	2	4	GARCIA Edênia	BRA	S4	0.60	54.14	
2	2	5	PORRAS Nadia	MEX	S5	0.78	1:00.02	5.88
3	1	4	OLMOS Sofia	MEX	S5	1.13	1:07.95	13.81
4	2	3	FIRMINO Rildene	BRA	S5	1.06	1:08.63	14.49
5	1	3	MORENO VERA Ana	MEX	S5	0.73	1:08.86	14.72
6	1	5	ROSÁRIO Gilmara	BRA	S5	0.87	1:11.39	17.25
7	1	6	MIRANDA Nely	MEX	S4	1.08	1:42.14	48.00
8	2	2	LINZMEYER Michele	BRA	S4	1.42	1:45.45	51.31
	2	6	OME Naiver	COL	S5	0.76	DSQ	

Legend:

DSQ Disqualified R.T. Reaction time



Results

Resultados / Resultados

	Record	Split	Name	NPC Code	Location	Date
WR	1:27.81		LEWIS N	GBR	Sheffield	9 JUL 2006
PR	1:34.47		GONZALEZ D	MEX	Athens	21 SEP 2004

Final

Event No: 9

Rank	Lane	Name	NPC Code	Class	R.T.	50m	Time	Time Behind
1	4	GONZALEZ Doramitzi	MEX	S6	1.05	(1) 48.94	1:39.83 50.89	
2	5	UHL Miranda	USA	S6	0.70	(2) 50.69	1:41.97 51.28	2.14
3	6	JOHNSON Casey	USA	S6	0.66	(3) 52.66	1:46.72 54.06	6.89
4	3	CRUZ Ana Clara	BRA	S6	0.83	(4) 53.38	1:48.80 55.42	8.97
5	2	FERREIRA Leticia	BRA	S6	0.76	(5) 1:05.49	2:21.32 1:15.83	41.49

Legend:

PR Panam Record R.T. Reaction time WR World record



Results Summary

Sumario de resultados / Resumo dos Resultados

	Record	Split	Name	NPC Code	Location	Date
WR	1:27.81		LEWIS N	GBR	Sheffield	9 JUL 2006
PR	1:34.47		GONZALEZ D	MEX	Athens	21 SEP 2004

Heats

Event No: 9

Rank	Heat	Lane	Name	NPC Code	Class	R.T.	50m	Time	Time Behind
1	1	4	GONZALEZ Doramitzi	MEX	S6	1.15	(1) 49.31	1:42.25 52.94	
2	1	5	UHL Miranda	USA	S6	0.76	(2) 50.28	1:42.71 52.43	0.46
3	1	6	CRUZ Ana Clara	BRA	S6	0.93	(4) 54.48	1:50.60 56.12	8.35
4	1	3	JOHNSON Casey	USA	S6	0.68	(3) 53.45	1:51.18 57.73	8.93
5	1	2	FERREIRA Leticia	BRA	S6	0.94	(5) 1:06.25	2:21.40 1:15.15	39.15

Legend:

PR Panam Record R.T. Reaction time WR World record



Results

Resultados / Resultados

	Class	Record	Name	NPC	Location	Date
WORLD RECORD	S7	1:25.56	HAKONARDOTTIR Kristin	ISL	Athens	22 SEP 2004
	S8	1:18.60	LEIBOVITCH Keren	ISR	Sydney	27 OCT 2000
PANAM RECORD	S7	1:29.46	JORDEN Cortney	USA	Durban	2 DEC 2006
	S8	1:18.60	LEIBOVITCH Keren	ISR	Sydney	27 OCT 2000

Final

Event No: 12

Rank	Lane	Name	NPC Code	Class	R.T.	50m	Time	Time Behind
1	5	COLE Andrea	CAN	S8	0.70	(1) 46.17	1:33.24 47.07	
2	4	EVERLOVE Amanda	USA	S8	0.61	(2) 46.32	1:36.85 50.53	3.61
3	3	HUNT Sarah	USA	S7	0.71	(3) 50.01	1:41.50 51.49	8.26
4	6	AZEVEDO Adriana	BRA	S7	0.79	(4) 54.75	1:53.90 59.15	20.66

Legend:

R.T. Reaction time



Results Summary

Sumario de resultados / Resumo dos Resultados

	Class	Record	Name	NPC	Location	Date
WORLD RECORD	S7	1:25.56	HAKONARDOTTIR Kristin	ISL	Athens	22 SEP 2004
	S8	1:18.60	LEIBOVITCH Keren	ISR	Sydney	27 OCT 2000
PANAM RECORD	S7	1:29.46	JORDEN Cortney	USA	Durban	2 DEC 2006
	S8	1:20.93	LONG Jessica	USA	Sydney	27 OCT 2000

Heats

Event No: 12

Rank	Heat	Lane	Name	NPC Code	Class	R.T.	50m	Time	Time Behind
1	1	3	EVERLOVE Amanda	USA	S8	0.66	(2) 46.70	1:36.33 49.63	
2	1	4	COLE Andrea	CAN	S8	0.79	(3) 47.54	1:36.55 49.01	0.22
3	1	6	HUNT Sarah	USA	S7	0.74	(4) 50.90	1:43.31 52.41	6.98
4	1	2	AZEVEDO Adriana	BRA	S7	0.71	(5) 53.96	1:53.77 59.81	17.44
	1	5	JENSEN Laura	CAN	S7	0.76		DSQ	

Legend:

DSQ Disqualified R.T. Reaction time



Results

Resultados / Resultados

	Record	Split	Name	NPC Code	Location	Date
WR	1:09.61		DIXON S	CAN	Durban	3 DEC 2006
PR	1:09.61		DIXON S	CAN	Durban	3 DEC 2006

Final

Event No: 28

Rank	Lane	Name	NPC Code	Class	R.T.	50m	Time	Time Behind
1	4	DIXON Stephanie	CAN	S9	0.75	(1) 35.32	1:11.42 36.10	
2	5	GEIGER Darda	CAN	S9	0.67	(2) 39.44	1:18.99 39.55	7.57
3	6	GIBBS Kate	USA	S9	0.71	(3) 40.43	1:23.20 42.77	11.78
4	3	GRAY Brittany	CAN	S9	0.90	(4) 41.02	1:23.43 42.41	12.01
5	2	CANTAGALLO Gabriela	BRA	S9	0.73	(5) 44.97	1:34.60 49.63	23.18
6	7	MOSQUERA Paola	COL	S9	0.78	(6) 46.33	1:36.01 49.68	24.59

Legend:

PR Panam Record R.T. Reaction time WR World record



Results Summary

Sumario de resultados / Resumo dos Resultados

	Record	Split	Name	NPC Code	Location	Date
WR	1:09.61		DIXON S	CAN	Durban	3 DEC 2006
PR	1:09.61		DIXON S	CAN	Durban	3 DEC 2006

Heats

Event No: 28

Rank	Heat	Lane	Name	NPC Code	Class	R.T.	50m	Time	Time Behind
1	1	4	DIXON Stephanie	CAN	S9	0.74	(1) 36.10	1:13.68 37.58	
2	1	5	GEIGER Darda	CAN	S9	0.73	(2) 40.23	1:20.63 40.40	6.95
3	1	3	GRAY Brittany	CAN	S9	0.86	(4) 41.39	1:23.79 42.40	10.11
4	1	6	GIBBS Kate	USA	S9	0.70	(3) 41.33	1:26.68 45.35	13.00
5	1	2	CANTAGALLO Gabriela	BRA	S9	0.75	(5) 44.92	1:35.54 50.62	21.86
6	1	7	MOSQUERA Paola	COL	S9	0.85	(6) 47.94	1:37.71 49.77	24.03

Legend:

PR Panam Record R.T. Reaction time WR World record



Results

Resultados / Resultados

	Record	Split	Name	NPC Code	Location	Date
WR	1:12.25		RUTHERFORD N	USA	Athens	25 SEP 2004
PR	1:12.25		RUTHERFORD N	USA	Athens	25 SEP 2004

Final

Event No: 33

Rank	Lane	Name	NPC Code	Class	R.T.	50m	Time	Time Behind
1	4	POLINARIO Anne	CAN	S10	0.63	(1) 36.21	1:15.77 39.56	
2	5	SCOTT Susan Beth	USA	S10	0.85	(2) 38.50	1:18.05 39.55	2.28
3	3	HODGINS Jessica	CAN	S10	0.70	(3) 40.44	1:23.35 42.91	7.58
4	6	QUERO GUTIERREZ Macarena	CHI	S10	0.69	(4) 42.23	1:30.11 47.88	14.34
5	2	LINS Ana	BRA	S10	0.92	(5) 44.07	1:31.18 47.11	15.41
6	7	ALVES Tassia	BRA	S10	0.89	(6) 44.52	1:33.94 49.42	18.17
7	1	MEDEL Martha	MEX	S10	0.91	(7) 45.63	1:35.04 49.41	19.27

Legend:

PR Panam Record R.T. Reaction time WR World record



Results

Resultados / Resultados

	Record	Split	Name	NPC Code	Location	Date
WR	1:22.35		DONG Q	CHN	Athens	25 SEP 2004
PR	1:24.80		MICHEL-WEICKER Y	CAN	Sudbury	28 AUG 1983

Final

Event No: 41

Rank	Lane	Name	NPC Code	Class	R.T.	50m	Time	Time Behind
1	4	TUOMELA Jessica	CAN	S11	0.88	(2) 45.44	1:32.25 46.81	
2	3	BAEZ Nadia	ARG	S11	0.74	(1) 44.37	1:35.05 50.68	2.80
3	5	GOMEZ VASCO Rosario	COL	S11	0.64	(3) 49.67	1:40.38 50.71	8.13
4	6	SOUZA Suely	BRA	S11	0.99	(4) 51.25	1:49.11 57.86	16.86
5	2	SMITH Megan	USA	S11	0.74	(5) 54.61	1:49.15 54.54	16.90

Legend:

PR Panam Record R.T. Reaction time WR World record



Results

Resultados / Resultados

	Class	Record	Name	NPC	Location	Date
WORLD RECORD	S12	1:08.89	ZHU Hongyan	CHN	Athens	25 SEP 2004
	S13	1:09.28	HOPF Yvonne	GER	Atlanta	24 AUG 1996
PANAM RECORD	S12	1:09.89	ZORN Trischa	USA	Barcelona	9 SEP 1992
	S13	1:11.88	GRAND-MAISON Valerie	CAN	Durban	7 DEC 2006

Final

Event No:119

Rank	Lane	Name	NPC Code	Class	R.T.	50m	Time	Time Behind
1	5	GOTELL Chelsey	CAN	S13	0.77	(2) 36.00	1:14.00 38.00	
2	3	WILLOUGHBY Carrie	USA	S13	0.65	(3) 37.26	1:19.60 42.34	5.60
3	2	SILVA Regiane	BRA	S12	0.83	(4) 46.90	1:36.93 50.03	22.93
4	6	ORTEGA Maria	MEX	S13	0.72	(5) 48.21	1:37.83 49.62	23.83
	4	GRAND MAISON Valérie	CAN	S13	0.73		DSQ	

Legend:

DSQ Disqualified R.T. Reaction time



Parque Aquático (Autódromo)

Parque Aquático (Autódromo)
Parque Aquático (Autódromo)

17 AUG 2007
19:16

Swimming

Natación / Natação

Women's 50m Breaststroke – SB3

Mujeres 50m Braza - SB3 / Feminino 50m Peito - SB3

Final

Final / Final

Results

Resultados / Resultados

	Class	Record	Name	NPC	Location	Date
WORLD RECORD	SB1	1:43.89	TONE LIND Liv	NOR	Barcelona	8 SEP 1992
	SB2	1:15.20	FLOOD Tara	GBR	Barcelona	8 SEP 1992
	SB3	56.20	NARITA Mayumi	JPN	Athens	23 SEP 2004
PANAM RECORD	SB1	1:58.75	HERNANDEZ Virginia	MEX	Phoenix	22 JUN 2001
	SB2	1:40.08	HARO Adriano	MEX	Melbourne	13 APR 1994
	SB3	1:03.36	VALLE Patricia	MEX	Phoenix	22 JUN 2001

Final

Event No.106

Rank	Lane	Name	NPC Code	Class	R.T.	Time	Time Behind
1	4	VALLE Patricia	MEX	SB3	0.00	1:09.56	
2	5	FIRMINO Rildene	BRA	SB3	0.00	1:10.73	1.17
3	6	HERNANDEZ Virginia	MEX	SB1	0.00	2:06.71	57.15
	3	RAMIREZ Fabiola	MEX	SB2	0.00	DSQ	

Legend:

DSQ Disqualified **R.T.** Reaction time



Results

Resultados / Resultados

	Record	Split	Name	NPC Code	Location	Date
WR	1:54.51		HESS B	FRA	Sydney	24 OCT 2000
PR	2:11.81		FANTASIA V	ARG	Athens	24 SEP 2004

Final

Event No: 69

Rank	Lane	Name	NPC Code	Class	R.T.	50m	Time	Time Behind
1	4	OME Naiver	COL	SB4	0.00	(1) 1:03.49	2:18.78 1:15.29	
2	3	PEREZ Leticia	MEX	SB4	-0.78	(3) 1:21.07	2:55.33 1:34.26	36.55
	5	VIRGINIA RAMOS Amalia	MEX	SB4	0.00		DSQ	

Legend:

DSQ Disqualified PR Panam Record R.T. Reaction time WR World record



Results

Resultados / Resultados

	Class	Record	Name	NPC	Location	Date
WORLD RECORD	SB5	1:41.86	BRUHN Kirsten	GER	Berlin	25 MAY 2007
	SB6	1:40.83	JOHNSON Elizabeth	GBR	Durban	4 DEC 2006
PANAM RECORD	SB5	2:28.76	DURAN Consuelo	MEX	Rio de Janeiro	15 AUG 2007
	SB6	1:45.93	POPOVICH Erin	USA	Sydney	24 OCT 2000

Final

Event No: 46

Rank	Lane	Name	NPC Code	Class	R.T.	50m	Time	Time Behind
1	4	UHL Miranda	USA	SB6	0.64	(1) 55.15	1:53.70 58.55	
2	5	JOHNSON Casey	USA	SB6	0.60	(3) 1:01.78	2:06.38 1:04.60	12.68
3	3	FLORES Velia	MEX	SB6	0.00	(2) 1:00.82	2:10.65 1:09.83	16.95
4	6	AZEVEDO Adriana	BRA	SB6	0.84	(4) 1:04.09	2:16.45 1:12.36	22.75
5	2	DURAN Consuelo	MEX	SB5	0.00	(5) 1:09.84	2:31.39 1:21.55	37.69
6	7	WERNECK Caroline	BRA	SB5	0.00	(6) 1:17.52	2:46.43 1:28.91	52.73

Legend:

R.T. Reaction time



Results

Resultados / Resultados

	Class	Record	Name	NPC	Location	Date
WORLD RECORD	SB7	1:32.52	LONG Jessica	USA	Atlanta	21 JAN 2006
	SB8	1:21.57	EGEBORG Sisse	DEN	Sheffield	7 JUN 2003
PANAM RECORD	SB7	1:32.52	LONG Jessica	USA	Atlanta	21 JAN 2006
	SB8	1:27.20	RUTHERFORD Nikhaila	USA	Durban	2 DEC 2006

Final

Event No: 83

Rank	Lane	Name	NPC Code	Class	R.T.	50m	Time	Time Behind
1	4	GRAY Brittany	CAN	SB8	0.70	(1) 42.47	1:29.87 47.40	
2	5	ROXON Katarina	CAN	SB8	0.24	(2) 44.93	1:36.96 52.03	7.09
3	3	GIBBS Kate	USA	SB8	0.00	(3) 47.48	1:38.06 50.58	8.19
4	6	CANTAGALLO Gabriela	BRA	SB8	0.36	(4) 48.07	1:42.57 54.50	12.70
5	2	HUNT Sarah	USA	SB7	0.00	(6) 57.10	1:58.70 1:01.60	28.83
6	7	JENSEN Laura	CAN	SB7	0.28	(5) 56.78	2:05.01 1:08.23	35.14
7	1	SILVA Milene	BRA	SB8	0.52	(7) 1:15.75	2:47.85 1:32.10	1:17.98

Legend:

R.T. Reaction time



Parque Acuático (Autódromo)

Parque Acuático (Autódromo)
Parque Acuático (Autódromo)

16 AUG 2007
11:18

Swimming

Natación / Natação

Women's 100m Breast – SB9 (Trial)

Mujeres 100m Braza - SB9 (Trial) / Feminino 100m Peito - SB9 (Trial)

Final

Final / Final

Results

Resultados / Resultados

	Record	Split	Name	NPC Code	Location	Date
WR	1:16.93		SLOAN J	CAN	Sydney	24 OCT 2000
PR	1:16.93		SLOAN J	CAN	Sydney	24 OCT 2000

Final

Event No: 85

Rank	Lane	Name	NPC Code	Class	R.T.	50m	Time	Time Behind
1	4	GIMENEZ Daniela	ARG	SB9	0.25	(1) 42.75	1:30.93 48.18	

Legend:

PR Panam Record **R.T.** Reaction time **WR** World record



Results

Resultados / Resultados

	Record	Split	Name	NPC Code	Location	Date
WR	1:29.50		BARRETT E	GBR	Manchester	18 JUL 2004
PR	1:36.49		PAVLACKA K	USA	Minneapolis	13 JUN 1999

Final

Event No: 80

Rank	Lane	Name	NPC Code	Class	R.T.	50m	Time	Time Behind
1	4	TUOMELA Jessica	CAN	SB11	0.46	(2) 50.32	1:45.29 54.97	
2	3	SUGIMORI Fabiana	BRA	SB11	0.00	(1) 50.13	1:45.82 55.69	0.53
3	6	GOMEZ VASCO Rosario	COL	SB11	0.74	(4) 51.88	1:54.28 1:02.40	8.99
4	5	SOUZA Eliane	BRA	SB11	0.40	(3) 51.50	1:55.27 1:03.77	9.98
5	2	SOUZA Suely	BRA	SB11	0.99	(6) 59.10	2:00.50 1:01.40	15.21
6	7	SMITH Megan	USA	SB11	0.68	(5) 58.46	2:04.46 1:06.00	19.17

Legend:

PR Panam Record R.T. Reaction time WR World record



Results

Resultados / Resultados

	Class	Record	Name	NPC	Location	Date
WORLD RECORD	SB12	1:19.32	PELENDRIDOU Karolina	CYP	Breno	1 JUN 2007
	SB13	1:17.12	COTE Kirby	CAN	Victoria	9 AUG 2002
PANAM RECORD	SB12	1:26.30	ZORN Trischa	USA	Seoul	20 OCT 1988
	SB13	1:17.12	COTE Kirby	CAN	Victoria	9 AUG 2002

Final

Event No: 61

Rank	Lane	Name	NPC Code	Class	R.T.	50m	Time	Time Behind
1	4	COTÉ Kirby	CAN	SB13	0.23	(1) 38.09	1:20.39 42.30	
2	5	GRAND MAISON Valérie	CAN	SB13	0.27	(2) 40.14	1:24.77 44.63	4.38
3	3	MORO Anabel	ARG	SB12	0.00	(3) 42.01	1:29.57 47.56	9.18
4	6	RENNEBOHM Jacqueline	CAN	SB12	0.22	(4) 44.95	1:35.80 50.85	15.41
5	7	MIRANDA Pollyane	BRA	SB13	0.77	(5) 48.43	1:42.86 54.43	22.47
6	2	RANGEL Valentina	VEN	SB12	0.56	(7) 51.40	1:45.92 54.52	25.53
7	1	ROJAS Emma	MEX	SB12	0.32	(6) 50.19	1:46.84 56.65	26.45

Legend:

R.T. Reaction time



Results

Resultados / Resultados

	Class	Record	Name	NPC	Location	Date
WORLD RECORD	S3	58.84	VALLE Patricia	MEX	Athens	22 SEP 2004
	S5	40.57	AKOPYAN Olena	UKR	Berlin	28 JUN 2003
PANAM RECORD	S3	58.84	VALLE Patricia	MEX	Athens	22 SEP 2004
	S5	54.91	MOX Jacque	USA	Sydney	21 OCT 2000

Final

Event No: 87

Rank	Lane	Name	NPC Code	Class	R.T.	Time	Time Behind
1	5	OLMOS Sofia	MEX	S5	0.00	1:10.35	
2	3	MORENO VERA Ana	MEX	S5	0.00	1:23.98	13.63
3	4	PEREZ Leticia	MEX	S5	0.00	1:24.25	13.90
4	6	RAMIREZ Fabiola	MEX	S3	1.02	1:38.95	28.60

Legend:

R.T. Reaction time



Parque Aquático (Autódromo)

Parque Aquático (Autódromo)
Parque Aquático (Autódromo)

18 AUG 2007
19:01

Swimming

Natación / Natação

Women's 50m Butterfly – S6

Mujeres 50m Mariposa - S6 / Feminino 50m Borboleta - S6

Final

Final / Final

Results

Resultados / Resultados

	Record	Name	NPC Code	Location	Date
WR	38.61	JIANG F	CHN	Durban	7 DEC 2006
PR	39.13	POPOVICH E	USA	Sydney	21 OCT 2000

Final

Event No:126

Rank	Lane	Name	NPC Code	Class	R.T.	Time	Time Behind
1	5	UHL Miranda	USA	S6	0.00	44.07	
2	4	JOHNSON Casey	USA	S6	0.25	44.67	0.60
3	3	GONZALEZ Doramitzi	MEX	S6	0.44	47.51	3.44
4	6	CRUZ Ana Clara	BRA	S6	0.67	47.66	3.59

Legend:

PR Panam Record **R.T.** Reaction time **WR** World record



Parque Acuático (Autódromo)

Parque Acuático (Autódromo)
Parque Acuático (Autódromo)

18 AUG 2007
11:02

Swimming

Natación / Natação

Women's 50m Fly – S7 (Trial)

Mujeres 50m Mariposa - S7(Trial) / Feminino 50m Borboleta - S7(Trial)

Final

Final / Final

Results

Resultados / Resultados

	Record	Name	NPC Code	Location	Date
WR	36.84	HUANG M	CHN	Esbjerg	10 MAR 2007
PR	37.10	POPOVICH E	USA	Durban	7 DEC 2006

Final

Event No:128

Rank	Lane	Name	NPC Code	Class	R.T.	Time	Time Behind
1	4	JENSEN Laura	CAN	S7	0.25	51.03	
2	5	FLORES Velia	MEX	S7	0.00	56.12	5.09

Legend:

PR Panam Record R.T. Reaction time WR World record



Results

Resultados / Resultados

	Class	Record	Name	NPC	Location	Date
WORLD RECORD	S8	1:13.25	LONG Jessica	USA	Durban	3 DEC 2006
	S9	1:06.79	du TOIT Natalie	RSA	Durban	2 DEC 2006
PANAM RECORD	S8	1:15.34	LONG Jessica	USA	San Antonio	12 AUG 2006
	S9	1:11.32	DIXON Stephanie	CAN	Durban	2 DEC 2006

Final

Event No: 44

Rank	Lane	Name	NPC Code	Class	R.T.	50m	Time	Time Behind
1	4	GRAY Brittany	CAN	S9	0.72	(1) 36.40	1:16.67 40.27	
2	5	GIBBS Kate	USA	S9	0.29	(2) 36.74	1:17.08 40.34	0.41
3	3	GIMENEZ Daniela	ARG	S9	0.00	(3) 37.86	1:22.53 44.67	5.86
4	6	EVERLOVE Amanda	USA	S8	0.24	(4) 39.07	1:23.92 44.85	7.25
5	7	COLE Andrea	CAN	S8	0.68	(6) 41.83	1:26.64 44.81	9.97
6	2	ROXON Katarina	CAN	S9	0.41	(5) 40.13	1:27.69 47.56	11.02
7	1	LIRA Valéria	BRA	S8	0.33	(7) 51.26	1:45.66 54.40	28.99

Legend:

R.T. Reaction time



Parque Aquático (Autódromo)

Parque Aquático (Autódromo)
Parque Aquático (Autódromo)

13 AUG 2007
10:21

Swimming

Natación / Natação

Women's 100m Fly – S10 (Trial)

Mujeres 100m Mariposa - S10(Trial) / Feminino 100m Borboleta -S10(Trial)

Final

Final / Final

Results

Resultados / Resultados

	Record	Split	Name	NPC Code	Location	Date
WR	1:08.88		DASHWOOD G	AUS	Atlanta	18 AUG 1996
PR	1:11.16		EAMES A	USA	Durban	2 DEC 2006

Final

Event No: 7

Rank	Lane	Name	NPC Code	Class	R.T.	50m	Time	Time Behind
1	4	SCOTT Susan Beth	USA	S10	0.82	(1) 36.63	1:22.40 45.77	

Legend:

PR Panam Record **R.T.** Reaction time **WR** World record



Results

Resultados / Resultados

	Class	Record	Name	NPC	Location	Date
WORLD RECORD	S12	1:03.11	MENDAK Joanna	POL	Berlin	2 JUN 2006
	S13	1:05.95	HOPF Yvonne	GER	Sheffield	1 JUN 1996
PANAM RECORD	S12	1:09.82	ZORN Trischa	USA	Drachten	22 JUL 1990
	S13	1:06.58	SCOTT Elizabeth	USA	Atlanta	17 AUG 1996

Final

Event No: 67

Rank	Lane	Name	NPC Code	Class	R.T.	50m	Time	Time Behind
1	5	GRAND MAISON Valérie	CAN	S13	0.25	(1) 31.90	1:08.52 36.62	
2	3	COTÉ Kirby	CAN	S13	0.00	(3) 33.89	1:11.51 37.62	2.99
3	6	WILLOUGHBY Carrie	USA	S13	0.25	(4) 34.47	1:14.18 39.71	5.66
4	2	MOTA ECHARRY Belkys Dayanara	VEN	S12	0.45	(5) 34.74	1:15.72 40.98	7.20
5	7	RENNEBOHM Jacqueline	CAN	S12	0.23	(6) 34.82	1:19.03 44.21	10.51
6	1	ROJAS Emma	MEX	S12	0.29	(8) 46.53	1:36.32 49.79	27.80
7	8	RANGEL Valentina	VEN	S12	0.63	(7) 42.86	1:39.17 56.31	30.65
	4	GOTELL Chelsey	CAN	S13	0.25		DSQ	

Legend:

DSQ Disqualified R.T. Reaction time



Results Summary

Sumario de resultados / Resumo dos Resultados

	Class	Record	Name	NPC	Location	Date
WORLD RECORD	S11	1:19.96	BARRETT Elaine	GBR	Quebec	5 AUG 2003
	S12	1:03.11	MENDAK Joanna	POL	Berlin	2 JUN 2006
	S13	1:05.95	HOPF Yvonne	GER	Sheffield	1 JUN 1996
PANAM RECORD	S11	1:33.47	WALLACE Julie	USA		10 JUN 1989
	S12	1:09.82	ZORN Trischa	USA	Drachten	22 JUL 1990
	S13	1:06.58	SCOTT Elizabeth	USA	Atlanta	17 AUG 1996

Heats

Event No: 67

Rank	Heat	Lane	Name	NPC Code	Class	R.T.	50m	Time	Time Behind
1	1	4	GOTELL Chelsey	CAN	S13	0.23	(1) 32.14	1:10.25 38.11	
2	2	4	GRAND MAISON Valérie	CAN	S13	0.75	(1) 32.68	1:11.11 38.43	0.86
3	2	5	COTÉ Kirby	CAN	S13	0.34	(2) 33.75	1:12.02 38.27	1.77
4	1	5	WILLOUGHBY Carrie	USA	S13	0.22	(2) 33.70	1:13.47 39.77	3.22
5	1	3	MOTA ECHARRY Belkys Dayanara	VEN	S12	0.00	(3) 36.45	1:19.87 43.42	9.62
6	2	3	RENNEBOHM Jacqueline	CAN	S12	0.00	(3) 36.81	1:21.48 44.67	11.23
7	2	6	ROJAS Emma	MEX	S12	0.40	(4) 47.12	1:39.86 52.74	29.61
8	1	6	RANGEL Valentina	VEN	S12	0.57	(4) 47.68	1:43.09 55.41	32.84
9	2	2	SUGIMORI Fabiana	BRA	S11	0.43	(5) 55.03	2:04.89 1:09.86	54.64

Legend:

R.T. Reaction time



Results

Resultados / Resultados

	Class	Record	Name	NPC	Location	Date
WORLD RECORD	SM3	3:33.89	BREUMSO Karen	DEN	Edmonton	17 JUL 2003
	SM4	2:45.20	NARITA Mayumi	JPN	Athens	26 SEP 2004
PANAM RECORD	SM3	3:42.86	VALLE Patricia	MEX	Phoenix	22 JUN 2001
	SM4	3:17.91	BRUDER Aimee	USA	Atlanta	17 AUG 1996

Final

Event No: 38

Rank	Lane	Name	NPC Code	Class	R.T.	50m	100m	Time	Time Behind
1	5	VALLE Patricia	MEX	SM3	0.00	(3) 1:25.45	(2) 2:41.35 1:15.90	3:55.94 1:14.59	
2	4	FIRMINO Rildene	BRA	SM4	0.00	(1) 1:07.91	(1) 2:31.07 1:23.16	3:56.97 1:25.90	1.03
3	3	SILVA Claudia	BRA	SM4	0.00	(2) 1:19.07	(3) 3:05.32 1:46.25	4:22.68 1:17.36	26.74

Legend:

R.T. Reaction time



Results

Resultados / Resultados

	Class	Record	Name	NPC	Location	Date
WORLD RECORD	SM6	3:16.70	JONES Natalie	GBR	Durban	6 DEC 2006
PANAM RECORD	SM6	3:19.87	POPOVICH Erin	USA	Sydney	20 OCT 2000

Final										Event No:108
Rank	Lane	Name	NPC Code	Class	R.T.	50m	100m	150m	Time	Time Behind
1	4	UHL Miranda	USA	SM6	0.58	(1) 47.64	(2) 1:42.22 54.58	(1) 2:43.57 1:01.35	3:31.28 47.71	
2	5	JOHNSON Casey	USA	SM6	0.35	(3) 48.45	(3) 1:49.19 1:00.74	(2) 2:59.34 1:10.15	3:49.02 49.68	17.74
3	3	GONZALEZ Doramitzi	MEX	SM6	0.98	(2) 47.68	(1) 1:41.80 54.12	(3) 3:11.95 1:30.15	4:02.82 50.87	31.54
4	2	VIRGINIA RAMOS Amalia	MEX	SM6	0.00	(4) 1:17.55	(5) 2:38.35 1:20.80	(5) 3:53.92 1:15.57	5:11.82 1:17.90	1:40.54
	6	WERNECK Caroline	BRA	SM6	0.00				DSQ	

Legend:

DSQ Disqualified **R.T.** Reaction time



Results

Resultados / Resultados

	Class	Record	Name	NPC	Location	Date
WORLD RECORD	SM7	3:03.72	POPOVICH Erin	USA	Durban	6 DEC 2006
	SM8	2:43.60	LONG Jessica	USA	Durban	4 DEC 2006
PANAM RECORD	SM7	3:03.72	POPOVICH Erin	USA	Durban	6 DEC 2006
	SM8	2:43.60	LONG Jessica	USA	Durban	4 DEC 2006

Final
Event No: 54

Rank	Lane	Name	NPC Code	Class	R.T.	50m	100m	150m	Time	Time Behind
1	4	COLE Andrea	CAN	SM8	0.66	(2) 40.98	(2) 1:31.44 50.46	(2) 2:30.90 59.46	3:12.13 41.23	
2	5	EVERLOVE Amanda	USA	SM8	0.24	(1) 38.22	(1) 1:31.00 52.78	(1) 2:29.11 58.11	3:17.37 48.26	5.24
3	6	HUNT Sarah	USA	SM7	0.00	(4) 57.14	(4) 1:48.39 51.25	(3) 2:50.18 1:01.79	3:35.56 45.38	23.43
4	3	JENSEN Laura	CAN	SM7	0.00	(3) 52.73	(3) 1:41.31 48.58	(4) 2:50.44 1:09.13	3:35.67 45.23	23.54
5	7	HERNANDEZ Maria	MEX	SM8	0.39	(6) 1:05.60	(6) 2:05.69 1:00.09	(5) 3:14.37 1:08.68	4:04.79 50.42	52.66
6	2	FLORES Velia	MEX	SM7	0.72	(5) 57.31	(5) 2:01.53 1:04.22	(6) 3:16.09 1:14.56	4:05.56 49.47	53.43

Legend:

R.T. Reaction time



Results

Resultados / Resultados

	Record	Splits			Name	NPC Code	Location	Date
WR	2:29.92				du TOIT N	RSA	Durban	5 DEC 2006
PR	2:41.84				DIXON S	CAN	Athens	23 SEP 2004

Final										Event No: 71
Rank	Lane	Name	NPC Code	Class	R.T.	50m	100m	150m	Time	Time Behind
1	5	DIXON Stephanie	CAN	SM9	0.39	(1) 33.65	(1) 1:12.39 38.74	(1) 2:05.34 52.95	2:42.37 37.03	
2	6	ROXON Katarina	CAN	SM9	0.25	(4) 38.42	(4) 1:25.06 46.64	(3) 2:14.70 49.64	2:54.66 39.96	12.29
3	3	GIBBS Kate	USA	SM9	0.00	(3) 36.95	(3) 1:23.22 46.27	(4) 2:15.55 52.33	2:57.14 41.59	14.77
	4	GRAY Brittany	CAN	SM9	0.74				DSQ	

Legend:

DSQ Disqualified PR Panam Record R.T. Reaction time WR World record



Results

Resultados / Resultados

	Record	Splits			Name	NPC Code	Location	Date
WR	2:33.64				SLOAN J	CAN	Sydney	20 OCT 2000
PR	2:33.64				SLOAN J	CAN	Sydney	20 OCT 2000

Final

Event No: 73

Rank	Lane	Name	NPC Code	Class	R.T.	50m	100m	150m	Time	Time Behind
1	4	POLINARIO Anne	CAN	SM10	0.61	(1) 35.19	(2) 1:18.34 43.15	(1) 2:11.32 52.98	2:49.94 38.62	
2	5	SCOTT Susan Beth	USA	SM10	0.38	(2) 35.90	(1) 1:17.63 41.73	(2) 2:17.56 59.93	2:52.30 34.74	2.36
3	3	HODGINS Jessica	CAN	SM10	0.00	(4) 43.65	(3) 1:29.93 46.28	(3) 2:31.34 1:01.41	3:08.36 37.02	18.42
4	6	MEDEL Martha	MEX	SM10	0.75	(3) 41.87	(4) 1:31.67 49.80	(4) 2:42.96 1:11.29	3:27.84 44.88	37.90

Legend:

PR Panam Record R.T. Reaction time WR World record



Results

Resultados / Resultados

	Class	Record	Name	NPC	Location	Date
WORLD RECORD	SM11	2:57.89	ROEHLER Daniela	GER	Ricione	8 SEP 1997
	SM12	2:30.09	ZHU Hongyan	CHN	Athens	22 SEP 2004
PANAM RECORD	SM11	3:01.43	MICHEL-WEICKER Yvette	CAN	New York	22 JUN 1984
	SM12	2:32.46	ZORN Trischa	USA	Drachten	24 JUL 1990

Final									Event No:103	
Rank	Lane	Name	NPC Code	Class	R.T.	50m	100m	150m	Time	Time Behind
1	5	MOTA ECHARRY Belkys D	VEN	SM12	0.46	(1) 34.16	(1) 1:21.77 47.61	(1) 2:14.82 53.05	2:54.43 39.61	
2	4	RENNEBOHM Jacqueline	CAN	SM12	0.21	(2) 35.27	(2) 1:22.10 46.83	(2) 2:18.76 56.66	3:02.89 44.13	8.46
3	3	MORO Anabel	ARG	SM12	0.00	(3) 40.95	(3) 1:32.33 51.38	(3) 2:21.71 49.38	3:05.66 43.95	11.23
4	7	SUGIMORI Fabiana	BRA	SM11	0.52	(7) 47.49	(4) 1:41.57 54.08	(5) 2:41.00 59.43	3:26.36 45.36	31.93
5	6	TUOMELA Jessica	CAN	SM11	1.03	(6) 46.64	(5) 1:42.83 56.19	(4) 2:40.43 57.60	3:26.96 46.53	32.53
6	2	RANGEL Valentina	VEN	SM12	0.53	(4) 42.75	(6) 1:44.69 1:01.94	(6) 2:42.35 57.66	3:31.60 49.25	37.17
7	1	ROJAS Emma	MEX	SM11	0.33	(5) 44.05	(7) 1:48.24 1:04.19	(7) 2:47.48 59.24	3:38.98 51.50	44.55

Legend:

R.T. Reaction time



Results

Resultados / Resultados

	Record	Splits			Name	NPC Code	Location	Date
WR	2:29.16				COTE K	CAN	Victoria	10 AUG 2002
PR	2:29.16				COTE K	CAN	Victoria	10 AUG 2002

Final

Event No: 14

Rank	Lane	Name	NPC Code	Class	R.T.	50m	100m	150m	Time	Time Behind
1	4	GRAND MAISON Valérie	CAN	SM13	0.24	(1) 31.84	(1) 1:11.79 39.95	(1) 1:58.16 46.37	2:32.33 34.17	
2	5	COTÉ Kirby	CAN	SM13	0.24	(3) 33.39	(3) 1:14.33 40.94	(2) 1:59.25 44.92	2:34.42 35.17	2.09
3	3	GOTELL Chelsey	CAN	SM13	0.00	(2) 32.43	(2) 1:13.14 40.71	(3) 1:59.62 46.48	2:34.67 35.05	2.34
4	6	ORTEGA Maria	MEX	SM13	0.41	(4) 44.82	(4) 1:38.27 53.45	(4) 2:37.74 59.47	3:29.13 51.39	56.80

Legend:

PR Panam Record R.T. Reaction time WR World record



Results Summary

Sumario de resultados / Resumo dos Resultados

	Record	Splits			Name	NPC Code	Location	Date
WR	2:29.16				COTE K	CAN	Victoria	10 AUG 2002
PR	2:29.16				COTE K	CAN	Victoria	10 AUG 2002

Heats

Event No: 14

Rank	Heat	Lane	Name	NPC Code	Class	R.T.	50m	100m	150m	Time	Time Behind
1	1	4	GRAND MAISON Valérie	CAN	SM13	0.26	(1) 32.65	(1) 1:13.33 40.68	(2) 2:01.24 47.91	2:35.52 34.28	
2	1	3	COTÉ Kirby	CAN	SM13	0.00	(3) 33.42	(3) 1:15.05 41.63	(1) 2:00.01 44.96	2:36.09 36.08	0.57
3	1	5	GOTELL Chelsey	CAN	SM13	0.24	(2) 32.77	(2) 1:14.22 41.45	(3) 2:02.05 47.83	2:38.38 36.33	2.86
4	1	2	ORTEGA Maria	MEX	SM13	0.44	(4) 43.85	(4) 1:37.59 53.74	(4) 2:37.35 59.76	3:32.53 55.18	57.01
	1	6	MIRANDA Pollyane	BRA	SM13	0.00				DNS	

Legend:

DNS Did not start PR Panam Record R.T. Reaction time WR World record



Results

Resultados / Resultados

	Record	Splits			NPC (Relay)	Location	Date
WR	3:00.62			3:00.62	JPN-JAPAN	Athens	24 SEP 2004
PR	3:02.47			3:02.47	USA-UNITED STATES	Sydney	24 OCT 2000

Final

Event No: 63

Rank	Lane	NOC	Name	M. C.	R.T.	50m	Time	Time Behind
1	4	MEXICO					3:23.57	
			OLMOS Sofia	S5	0.59	23.06	(1) 23.06	
			MIRANDA Nely	S4		1:27.62	(1)1:50.68	
			PORRAS Nadia	S5		52.98	(1)2:43.66	
			GONZALEZ Doramitzi	S6		39.91	(1)3:23.57	
5		UNITED STATES of AMERICA					DSQ	
			KOLBE Elizabeth	S3	0.00			
			HUNT Sarah	S7				
			JOHNSON Casey	S6				
			UHL Miranda	S6				

Legend:

PR Panam Record R.T. Reaction time WR World record



Results

Resultados / Resultados

	Record	Splits						NPC (Relay)	Location	Date
WR	4:30.66						4:30.66	USA-UNITED STATES	Durban	2 DEC 2006
PR	4:30.66						4:30.66	USA-UNITED STATES	Durban	2 DEC 2006

Final

Event No: 23

Rank	Lane	NOC	Name	M. C.	R.T.	50m	100m	Time	Time Behind
1	6	CANADA	GEIGER Darda GRAY Brittany DIXON Stephanie JENSEN Laura	S9	0.63	32.57	1:07.28	4:46.92	
2	4	UNITED STATES of AMERICA	HUNT Sarah EVERLOVE Amanda GIBBS Kate SCOTT Susan Beth	S7	0.00	41.44	1:26.13	5:15.36	28.44
3	3	BRAZIL	CRUZ Ana Clara LIRA Valéria CANTAGALLO Gabriela ALVES Tassia	S6	0.00	44.88	1:34.02	5:30.82	43.90
4	5	MEXICO	HERNANDEZ Maria ARAUZO Ana FLORES Velia MEDEL Martha	S8	0.35	42.67	1:30.23	6:00.71	1:13.79

Legend:

PR Panam Record R.T. Reaction time WR World record



Results

Resultados / Resultados

	Record	Splits						NPC (Relay)	Location	Date
WR	4:33.62						4:33.62	GBR-GREAT BRITAIN	Mar del Plata	10 DEC 2002

Final

Event No: 21

Rank	Lane	NOC	Name	M. C.	R.T.	50m	100m	Time	Time Behind
1	5	CANADA						4:42.51	
			TUOMELA Jessica	S11		37.81	1:19.87	(1)1:19.87	
			COTÉ Kirby	S13		32.08	1:06.15	(1)2:26.02	
			RENNEBOHM Jacqueline	S12		0.00	38.42	(1)3:38.02	
			GRAND MAISON Valérie	S13	0.07	30.70	1:04.49	(1)4:42.51	
2	4	BRAZIL						5:46.68	1:04.17
			SUGIMORI Fabiana	S11		41.25	1:28.58	(2)1:28.58	
			MIRANDA Pollyane	S13		38.70	1:19.74	(2)2:48.32	
			SOUZA Suely	S11		0.00	56.51	(2)4:31.99	
			SILVA Regiane	S12	0.39	35.47	1:14.69	(2)5:46.68	
3		MEXICO						DNS	

Legend:

R.T. Reaction time WR World record



Results

Resultados / Resultados

	Record	Splits			NPC (Relay)	Location	Date
WR	3:10.37			3:10.37	FRA-FRANCE	Sydney	28 OCT 2000
PR	3:38.62			3:38.62	USA-UNITED STATES	Athens	27 SEP 2004

Final

Event No:132

Rank	Lane	NOC	Name	M. C.	R.T.	50m	Time	Time Behind
1	4	MEXICO					3:57.91	
			PORRAS Nadia	S5		21.97	(2) 21.97	
			VIRGINIA RAMOS Amalia	SB4		1:47.23	(2)2:09.20	
			GONZALEZ Doramitzi	S6		47.58	(3)2:56.78	
			MIRANDA Nely	S4		1:01.13	(1)3:57.91	
3		BRAZIL					DSQ	
			GARCIA Edênia	S4		19.54		
			ROSÁRIO Gilmara			1:28.57		
			FERREIRA Leticia	S6		57.61		
			WERNECK Caroline	S6				
5		UNITED STATES of AMERICA					DSQ	
			KOLBE Elizabeth	S3		1:21.70		
			UHL Miranda	SB6		54.95		
			JOHNSON Casey	S6		26.33		
			HUNT Sarah	S7				

Legend:

PR Panam Record R.T. Reaction time WR World record



Results

Resultados / Resultados

	Record	Splits						NPC (Relay)	Location	Date
WR	5:07.56						5:07.56	CAN-CANADA	Sydney	28 OCT 2000
PR	5:07.56						5:07.56	CAN-CANADA	Sydney	28 OCT 2000

Final

Event No: 65

Rank	Lane	NOC	Name	M. C.	R.T.	50m	100m	Time	Time Behind
1	5	CANADA	DIXON Stephanie ROXON Katarina GRAY Brittany COLE Andrea	S9 SB8 S9 S8	0.72 0.32 0.03 0.47	35.55 43.63 35.60 36.91	1:12.55 1:35.64 1:17.66 1:16.81	(1)1:12.55 (1)2:48.19 (1)4:05.85 (1)5:22.66	
2	6	UNITED STATES of AMERICA	SCOTT Susan Beth GIBBS Kate EVERLOVE Amanda UHL Miranda	S10 SB8 S8 S6	0.87 0.17 0.11 0.30	39.38 46.75 37.56 41.79	1:20.91 1:38.71 1:23.74 1:27.71	(2)1:20.91 (2)2:59.62 (2)4:23.36 (2)5:51.07	28.41
3	4	MEXICO	GONZALEZ Doramitzi FLORES Velia MEDEL Martha HERNANDEZ Maria	S6 SB6 S10 S8	1.08 0.41 0.52 0.00	50.31 1:05.01 44.05 0.00	1:45.98 2:26.16 44.05 47.49	(4)1:45.98 (4)4:12.14 (3)7:28.06	2:05.40
3		BRAZIL	LINS Ana CANTAGALLO Gabriela LIRA Valéria SILVA Milene	S10 SB8 S8 S8	0.92 0.00 0.00 0.00	44.07 47.84 51.39 0.00	1:31.55 1:43.05 1:44.00 0.00	DSQ	

Legend:

PR Panam Record R.T. Reaction time WR World record



Results

Resultados / Resultados

	Record	Splits						NPC (Relay)	Location	Date
WR	5:07.00						5:07.00	GBR-GREAT BRITAIN	Mar del Plata	13 DEC 2002
PR	5:50.48						5:50.48	USA-UNITED STATES	Mar del Plata	13 DEC 2002

Final

Event No: 89

Rank	Lane	NOC	Name	M. C.	R.T.	50m	100m	Time	Time Behind
	4	CANADA							DSQ
			GOTELL Chelsey	S13	0.85	37.25	1:17.19		
			COTÉ Kirby	SB130.52		39.85	1:24.21		
			RENNEBOHM Jacqueline	S12	0.16	36.40	1:20.58		
			TUOMELA Jessica	S11	0.40				

Legend:

PR Panam Record **R.T.** Reaction time **WR** World record



Results

Resultados / Resultados

	Class	Record	Name	NPC	Location	Date
WORLD RECORD	S3	45.65	KOVAR Martin	CZE	Athens	25 SEP 2004
PANAM RECORD	S3	49.03	EULERT Jaime	PER	Sydney	27 OCT 2000

Final

Event No: 15

Rank	Lane	Name	NPC Code	Class	R.T.	Time	Time Behind
1	4	EULERT Jaime	PER	S3	0.00	48.70	PR
2	5	TRONCO Christopher	MEX	S3	0.00	1:01.87	13.17
3	3	JÚNIOR Edivaldo	BRA	S3	0.00	1:16.94	28.24

Legend:

PR Panam Record R.T. Reaction time



Results Summary

Sumario de resultados / Resumo dos Resultados

	Class	Record	Name	NPC	Location	Date
WORLD RECORD	S3	45.65	KOVAR Martin	CZE	Athens	25 SEP 2004
PANAM RECORD	S3	49.03	EULERT Jaime	PER	Sydney	27 OCT 2000

Heats

Event No: 15

Rank	Heat	Lane	Name	NPC Code	Class	R.T.	Time	Time Behind
1	1	4	EULERT Jaime	PER	S3	0.00	49.18	
2	1	5	TRONCO Christopher	MEX	S3	0.00	1:04.36	15.18
3	1	3	JÚNIOR Edivaldo	BRA	S3	0.00	1:14.55	25.37

Legend:

R.T. Reaction time



Parque Acuático (Autódromo)

Parque Acuático (Autódromo)
Parque Acuático (Autódromo)

13 AUG 2007
18:30

Swimming

Natación / Natação

Men's 50m Freestyle - S4

Hombres 50m Estilo Libre - S4 / 50m Masculino Estilo Livre - S4

Final

Final / Final

Results

Resultados / Resultados

	Record	Name	NPC Code	Location	Date
WR	35.20	SILVA C	BRA	Durban	4 DEC 2006
PR	35.20	SILVA C	BRA	Durban	4 DEC 2006

Final

Event No: 17

Rank	Lane	Name	NPC Code	Class	R.T.	Time	Time Behind
1	4	SILVA Clodoaldo	BRA	S4	0.38	34.69	WR
2	5	REYES Juan	MEX	S4	0.00	44.03	9.34
3	3	CASTORENA Arnulfo	MEX	S4	0.62	49.03	14.34
4	6	CUEVAS Raul	MEX	S4	0.00	50.30	15.61
5	2	SEO SOK Joon	BRA	S4	0.00	54.90	20.21
6	7	CHIRINOS OVALLES Mark	VEN	S4	0.79	1:00.62	25.93
7	1	SANTOS Romildo	BRA	S4	0.00	1:09.82	35.13

Legend:

PR Panam Record R.T. Reaction time WR World record



Results Summary

Sumario de resultados / Resumo dos Resultados

	Record	Name	NPC Code	Location	Date
WR	35.20	SILVA C	BRA	Durban	4 DEC 2006
PR	35.20	SILVA C	BRA	Durban	4 DEC 2006

Heats

Event No: 17

Rank	Heat	Lane	Name	NPC Code	Class	R.T.	Time	Time Behind
1	1	4	SILVA Clodoaldo	BRA	S4	0.47	35.40	
2	1	5	REYES Juan	MEX	S4	0.00	44.55	9.15
3	1	3	CASTORENA Arnulfo	MEX	S4	0.53	48.83	13.43
4	1	2	CUEVAS Raul	MEX	S4	0.00	49.98	14.58
5	1	6	SEO SOK Joon	BRA	S4	0.00	53.92	18.52
6	1	1	CHIRINOS OVALLES Mark	VEN	S4	0.00	1:00.27	24.87
7	1	7	SANTOS Romildo	BRA	S4	0.00	1:09.21	33.81

Legend:

PR Panam Record R.T. Reaction time WR World record



Results

Resultados / Resultados

	Record	Name	NPC Code	Location	Date
WR	32.62	RODRIGUEZ S	ESP	Athens	27 SEP 2004
PR	36.21	DIAS D	BRA	Rio de Janeiro (BRA)	13 AUG 2007

Final

Event No: 18

Rank	Lane	Name	NPC Code	Class	R.T.	Time	Time Behind
1	4	DIAS Daniel	BRA	S5	0.59	34.24	PR
2	5	FUENTES Moises	COL	S5	0.00	40.10	5.86
3	2	NUÑEZ Alfonso	MEX	S5	0.00	45.38	11.14
4	3	AVELINO Francisco	BRA	S5	0.45	45.87	11.63
5	6	BATISTA Moisés	BRA	S5	0.73	47.75	13.51
6	7	ARZUBIALDE Alejandro	ARG	S5	0.00	51.28	17.04
7	1	RAMOS RODRIGUEZ Cristhian	PER	S5	0.00	53.45	19.21
8	8	ALVARADO Marco	PER	S5	0.00	1:10.20	35.96

Legend:

PR Panam Record R.T. Reaction time WR World record



Results Summary

Sumario de resultados / Resumo dos Resultados

	Record	Name	NPC Code	Location	Date
WR	32.62	RODRIGUEZ S	ESP	Athens	27 SEP 2004
PR	37.57	PERKINS R	USA	Manchester	6 MAY 2006

Heats

Event No: 18

Rank	Heat	Lane	Name	NPC Code	Class	R.T.	Time	Time Behind
1	2	4	DIAS Daniel	BRA	S5	0.66	36.21	PR
2	2	2	FUENTES Moises	COL	S5	0.00	41.91	5.70
3	1	4	AVELINO Francisco	BRA	S5	0.50	45.47	9.26
4	2	5	BATISTA Moisés	BRA	S5	0.00	47.24	11.03
5	1	5	NUÑEZ Alfonso	MEX	S5	0.00	48.45	12.24
6	2	6	ARZUBIALDE Alejandro	ARG	S5	0.00	51.65	15.44
7	2	3	RAMOS RODRIGUEZ Cristhian	PER	S5	0.00	52.39	16.18
8	1	6	ALVARADO Marco	PER	S5	0.00	1:09.48	33.27
9	1	3	MORA Jimmy	ECU	S5	0.74	1:12.63	36.42

Legend:

PR Panam Record R.T. Reaction time WR World record



Parque Acuático (Autódromo)

Parque Acuático (Autódromo)
Parque Acuático (Autódromo)

18 AUG 2007
17:00

Swimming

Natación / Natação

Men's 50m Freestyle - S6

Hombres 50m Estilo Libre - S6 / 50m Masculino Estilo Livre - S6

Final

Final / Final

Results

Resultados / Resultados

	Record	Name	NPC Code	Location	Date
WR	30.40	TANG Y	CHN	Durban	7 DEC 2006
PR	31.95	LIMA A	BRA	Mar del Plata	15 DEC 2002

Final

Event No:109

Rank	Lane	Name	NPC Code	Class	R.T.	Time	Time Behind
1	4	LIMA Adriano	BRA	S6	0.72	32.32	
2	5	SILVA Luis	BRA	S6	0.00	33.48	1.16
3	1	CASTILLO ÁLVAREZ Rafael	CUB	S6	0.00	35.66	3.34
4	6	PONTES Danielson	BRA	S6	0.44	36.74	4.42
5	3	PASTORE Diego	ARG	S6	1.06	37.22	4.90
6	2	ATIENZO Vladimir	VEN	S6	0.00	42.15	9.83
7	7	de la ROSA Amado	MEX	S6	0.40	44.43	12.11

Legend:

PR Panam Record R.T. Reaction time WR World record



Results Summary

Sumario de resultados / Resumo dos Resultados

	Record	Name	NPC Code	Location	Date
WR	30.40	TANG Y	CHN	Durban	7 DEC 2006
PR	31.95	LIMA A	BRA	Mar del Plata	15 DEC 2002

Heats

Event No:109

Rank	Heat	Lane	Name	NPC Code	Class	R.T.	Time	Time Behind
1	2	4	LIMA Adriano	BRA	S6	0.74	34.19	
2	1	4	SILVA Luis	BRA	S6	0.51	34.86	0.67
3	2	5	PASTORE Diego	ARG	S6	0.00	37.19	3.00
4	1	5	PONTES Danielson	BRA	S6	0.00	39.23	5.04
5	2	3	ATIENZO Vladimir	VEN	S6	1.08	41.95	7.76
6	2	2	de la ROSA Amado	MEX	S6	0.00	44.79	10.60
7	1	3	CASTILLO ÁLVAREZ Rafael	CUB	S6	0.00	46.93	12.74
	2	6	LARA SILVA Juan Carlos	VEN	S6	0.00	DNS	
	1	2	FARIAS Juan	VEN	S6	0.00	DNS	
	1	6	SILVA Alejandro	MEX	S6	0.00	DNS	

Legend:

DNS Did not start PR Panam Record R.T. Reaction time WR World record



Results

Resultados / Resultados

	Record	Name	NPC Code	Location	Date
WR	28.54	WALKER M	GBR	Sheffield	5 APR 2006
PR	29.19	LAMBACK L	USA	Durban	7 DEC 2006

Final

Event No:111

Rank	Lane	Name	NPC Code	Class	R.T.	Time	Time Behind
1	4	PIRES da SILVA Wagner	BRA	S7	0.20	31.87	
2	3	SANTOS Ronaldo	BRA	S7	0.90	34.12	2.25
3	6	MEDEIROS José	BRA	S7	0.70	34.29	2.42
4	5	MARRO Guillermo	ARG	S7	0.00	34.83	2.96
5	7	PÉREZ Enrique	MEX	S7	1.02	35.50	3.63
6	2	DIONNE Alex	USA	S7	0.00	36.24	4.37
7	1	SUAREZ Pablo	CHI	S7	0.00	40.28	8.41
8	8	LÓPEZ LUIZ Ramon	MEX	S7	0.00	41.92	10.05

Legend:

PR Panam Record R.T. Reaction time WR World record



Results Summary

Sumario de resultados / Resumo dos Resultados

	Record	Name	NPC Code	Location	Date
WR	28.54	WALKER M	GBR	Sheffield	5 APR 2006
PR	29.19	LAMBACK L	USA	Durban	7 DEC 2006

Heats

Event No:111

Rank	Heat	Lane	Name	NPC Code	Class	R.T.	Time	Time Behind
1	2	4	PIRES da SILVA Wagner	BRA	S7	0.32	32.01	
2	2	3	MARRO Guillermo	ARG	S7	-1.53	34.87	2.86
3	1	5	SANTOS Ronaldo	BRA	S7	0.00	35.09	3.08
4	1	4	MEDEIROS José	BRA	S7	0.93	35.26	3.25
5	2	5	DIONNE Alex	USA	S7	0.00	36.17	4.16
6	1	3	PÉREZ Enrique	MEX	S7	0.91	36.27	4.26
7	2	6	SUAREZ Pablo	CHI	S7	0.85	40.64	8.63
8	2	2	LÓPEZ LUIZ Ramon	MEX	S7	0.00	43.41	11.40
9	1	2	VARGAS Alirio	VEN	S7	0.00	51.64	19.63
10	1	6	QUEZADA ESSUS Jaime Andree	CHI	S7	0.80	53.33	21.32

Legend:

PR Panam Record R.T. Reaction time WR World record



Parque Aquático (Autódromo)

Parque Aquático (Autódromo)
Parque Aquático (Autódromo)

18 AUG 2007
17:09

Swimming

Natación / Natação

Men's 50m Freestyle - S8

Hombres 50m Estilo Libre - S8 / 50m Masculino Estilo Livre - S8

Final

Final / Final

Results

Resultados / Resultados

	Record	Name	NPC Code	Location	Date
WR	26.83	WANG X	CHN	Durban	7 DEC 2006
PR	29.90	CHRISTENSEN D	CAN	Montreal	17 MAR 2007

Final

Event No:112

Rank	Lane	Name	NPC Code	Class	R.T.	Time	Time Behind
1	4	CHRISTENSEN Drew	CAN	S8	0.62	30.13	
2	5	SOARES Gledson	BRA	S8	0.00	30.93	0.80
3	3	MAZOTINI Isidoro	BRA	S8	0.68	32.45	2.32
4	6	MIAZGA Tom	USA	S8	0.67	33.40	3.27

Legend:

PR Panam Record R.T. Reaction time WR World record



Results

Resultados / Resultados

	Record	Name	NPC Code	Location	Date
WR	26.06	COWDREY M	AUS	Melbourne	18 MAR 2006
PR	27.06	BRASIL M	BRA	Sydney	27 OCT 2000

Final

Event No:114

Rank	Lane	Name	NPC Code	Class	R.T.	Time	Time Behind
1	4	BRASIL Mauro	BRA	S9	0.18	27.24	
2	3	PROUT Michael	USA	S9	0.29	27.77	0.53
3	5	BUREAU Cody	USA	S9	0.00	27.98	0.74
4	2	MACHADO Fabiano	BRA	S9	0.00	28.68	1.44
5	6	ROSATTI Juan Pablo	ARG	S9	0.21	28.73	1.49
6	7	BARRIA Cesar	PAN	S9	0.65	29.83	2.59
7	1	LAZO Facundo	ARG	S9	0.00	31.75	4.51
8	8	PULLEIRO Marco	ARG	S9	0.51	31.83	4.59

Legend:

PR Panam Record R.T. Reaction time WR World record



Results Summary

Sumario de resultados / Resumo dos Resultados

	Record	Name	NPC Code	Location	Date
WR	26.06	COWDREY M	AUS	Melbourne	18 MAR 2006
PR	27.06	BRASIL M	BRA	Sydney	27 OCT 2000

Heats

Event No:114

Rank	Heat	Lane	Name	NPC Code	Class	R.T.	Time	Time Behind
1	2	4	BRASIL Mauro	BRA	S9	0.18	27.94	
2	1	4	BUREAU Cody	USA	S9	0.25	28.42	0.48
3	2	5	PROUT Michael	USA	S9	0.00	28.45	0.51
4	1	5	ROSATTI Juan Pablo	ARG	S9	0.00	28.77	0.83
5	2	3	MACHADO Fabiano	BRA	S9	0.29	28.90	0.96
6	1	3	BARRIA Cesar	PAN	S9	0.25	29.39	1.45
7	2	6	LAZO Facundo	ARG	S9	0.28	31.81	3.87
8	2	2	PULLEIRO Marco	ARG	S9	0.00	31.84	3.90
9	2	7	AMEZQUITA Santiago	COL	S9	0.27	32.19	4.25
10	1	6	ROJAS Gerardo	VEN	S9	0.24	33.44	5.50
11	1	2	SULCA TELLO Carlos	PER	S9	0.00	35.99	8.05
	1	7	SANTOS Fernando	HON	S9	0.64	DSQ	

Legend:

DSQ Disqualified PR Panam Record R.T. Reaction time WR World record



Results

Resultados / Resultados

	Record	Name	NPC Code	Location	Date
WR	24.36	ESTEVES A	BRA	Durban	7 DEC 2006
PR	24.63	ESTEVES A	BRA	Durban	7 DEC 2006

Final

Event No:116

Rank	Lane	Name	NPC Code	Class	R.T.	Time	Time Behind
1	4	ESTEVES André	BRA	S10	0.21	24.07	WR
2	3	HUOT Benoît	CAN	S10	0.20	24.85	0.78
3	5	GLASSER Danilo	BRA	S10	0.00	26.19	2.12
4	6	COLLET Marcelo	BRA	S10	0.53	26.95	2.88
5	2	MAITA Placido	VEN	S10	0.00	29.17	5.10
6	7	WISE Joseph	USA	S10	0.23	29.76	5.69
7	8	MENDOZA Giovanni	MEX	S10	0.31	30.45	6.38
8	1	RIASCON MEJIA Jairo Antonio	COL	S10	0.00	31.51	7.44

Legend:

PR Panam Record R.T. Reaction time WR World record



Results

Resultados / Resultados

	Record	Name	NPC Code	Location	Date
WR	25.96	MORGAN J	USA	New York	10 SEP 1987
PR	25.96	MORGAN J	USA	New York	10 SEP 1987

Final

Event No:129

Rank	Lane	Name	NPC Code	Class	R.T.	Time	Time Behind
1	4	TILDESLEY Donovan	CAN	S11	0.26	27.78	
2	5	RIBEIRO Rodrigo	BRA	S11	0.00	28.27	0.49
3	2	CRUZ Fábio	BRA	S11	0.00	30.95	3.17
4	6	AGUILAR León Adonis	CUB	S11	0.32	31.21	3.43
5	7	ZAYAS Sergio	ARG	S11	0.48	31.22	3.44
6	3	OLIVEIRA Felipe	BRA	S11	0.27	31.25	3.47
7	1	ORTEGA PONCE Yunieski	CUB	S11	0.00	33.75	5.97
8	8	MORA Efrain	MEX	S11	0.49	34.19	6.41

Legend:

PR Panam Record R.T. Reaction time WR World record



Results Summary

Sumario de resultados / Resumo dos Resultados

	Record	Name	NPC Code	Location	Date
WR	25.96	MORGAN J	USA	New York	10 SEP 1987
PR	25.96	MORGAN J	USA	New York	10 SEP 1987

Heats

Event No:129

Rank	Heat	Lane	Name	NPC Code	Class	R.T.	Time	Time Behind
1	2	4	TILDESLEY Donovan	CAN	S11	0.55	28.22	
2	1	4	RIBEIRO Rodrigo	BRA	S11	0.16	28.73	0.51
3	1	5	OLIVEIRA Felipe	BRA	S11	0.00	30.32	2.10
4	2	5	AGUILAR León Adonis	CUB	S11	0.00	31.23	3.01
5	2	6	CRUZ Fábio	BRA	S11	0.22	31.33	3.11
6	2	3	ZAYAS Sergio	ARG	S11	0.79	31.63	3.41
7	1	3	ORTEGA PONCE Yunieski	CUB	S11	0.24	33.43	5.21
8	1	6	MORA Efrain	MEX	S11	0.32	33.57	5.35
9	1	2	REYES GUADALUPE Erasto	MEX	S11	0.00	34.36	6.14
10	2	2	MARTINEZ Vladimir	MEX	S11	0.00	34.58	6.36
11	2	7	CHILAN TUMBACO Maximo Cristóbal	CUB	S11	0.63	38.05	9.83

Legend:

PR Panam Record R.T. Reaction time WR World record



Results

Resultados / Resultados

	Record	Name	NPC Code	Location	Date
WR	23.99	VERAKSA M	UKR	Durban	7 DEC 2006
PR	27.62	CHIN R	CAN	Barcelona	6 SEP 1992

Final

Event No:131

Rank	Lane	Name	NPC Code	Class	R.T.	Time	Time Behind
1	4	MORALES NIEBLA Dieter	CUB	S12	0.22	27.75	
2	5	GONZALEZ Pedro	VEN	S12	0.00	27.80	0.05
3	3	CANTERO CASTILLO Yuan	CUB	S12	0.43	29.35	1.60
4	1	OTERO Miguel	COL	S12	0.00	29.49	1.74
5	6	GONZALEZ Luis	VEN	S12	0.48	29.93	2.18
6	2	SILVA Renato	BRA	S12	0.00	29.94	2.19
7	7	GONZALEZ Maximiliano	ARG	S12	0.19	30.61	2.86
8	8	CAMPOS Jorge Arcadio	MEX	S12	0.30	32.56	4.81

Legend:

PR Panam Record R.T. Reaction time WR World record



Results Summary

Sumario de resultados / Resumo dos Resultados

	Record	Name	NPC Code	Location	Date
WR	23.99	VERAKSA M	UKR	Durban	7 DEC 2006
PR	27.62	CHIN R	CAN	Barcelona	6 SEP 1992

Heats

Event No:131

Rank	Heat	Lane	Name	NPC Code	Class	R.T.	Time	Time Behind
1	2	4	MORALES NIEBLA Dieter	CUB	S12	0.20	27.70	
2	2	5	GONZALEZ Pedro	VEN	S12	0.00	28.39	0.69
3	1	4	CANTERO CASTILLO Yuan	CUB	S12	0.30	28.94	1.24
4	1	5	GONZALEZ Luis	VEN	S12	0.00	29.42	1.72
5	2	6	SILVA Renato	BRA	S12	0.34	29.87	2.17
6	1	3	GONZALEZ Maximiliano	ARG	S12	0.19	31.10	3.40
7	2	3	OTERO Miguel	COL	S12	0.00	32.71	5.01
8	1	6	CAMPOS Jorge Arcadio	MEX	S12	0.38	33.72	6.02
9	2	2	HANKERS Sefanja	SUR	S12	0.00	39.07	11.37

Legend:

PR Panam Record R.T. Reaction time WR World record



Results

Resultados / Resultados

	Record	Name	NPC Code	Location	Date
WR	24.51	TAIGAMIDIS C	GRE	Durban	6 DEC 2006
PR	25.71	FARREBERG C	BRA	Durban	6 DEC 2006

Final

Event No: 93

Rank	Lane	Name	NPC Code	Class	R.T.	Time	Time Behind
1	4	FARREBERG Carlos	BRA	S13	0.19	25.94	
2	5	HILL Brian	CAN	S13	0.00	26.58	0.64
3	3	RANGEL David	VEN	S13	0.26	28.89	2.95
4	6	GOTELL Devin	CAN	S13	0.00	29.76	3.82
5	2	NETO Gilberto	BRA	S13	0.00	30.51	4.57
6	7	OSORIO Hector	COL	S13	0.38	32.20	6.26

Legend:

PR Panam Record R.T. Reaction time WR World record



Results

Resultados / Resultados

	Class	Record	Name	NPC	Location	Date
WORLD RECORD	S3	1:41.08	KOSTAKIS Ioannis	GRE	Manchester	12 MAY 2007
PANAM RECORD	S3	1:58.04	EULERT Jaime	PER	Rio de Janeiro	18 AUG 2007

Final

Event No.120

Rank	Lane	Name	NPC Code	Class	R.T.	50m	Time	Time Behind
1	4	EULERT Jaime	PER	S3	0.00	(1) 52.40	1:59.08 1:06.68	
2	5	ANDRADE Genezi	BRA	S3	0.00	(2) 1:01.69	2:06.04 1:04.35	6.96
3	3	TRONCO Christopher	MEX	S3	0.60	(3) 1:02.94	2:24.76 1:21.82	25.68
4	6	JÚNIOR Edivaldo	BRA	S3	0.00	(4) 1:22.52	2:45.94 1:23.42	46.86

Legend:

R.T. Reaction time



Results

Resultados / Resultados

	Record	Split	Name	NPC Code	Location	Date
WR	56.67		MORGAN J	USA	Gothenberg	9 AUG 1986
PR	56.67		MORGAN J	USA	Gothenberg	9 AUG 1986

Final

Event No: 3

Rank	Lane	Name	NPC Code	Class	R.T.	50m	Time	Time Behind
1	4	TILDESLEY Donovan	CAN	S11	0.53	(1) 29.23	1:01.59 32.36	
2	5	RIBEIRO Rodrigo	BRA	S11	0.16	(2) 30.43	1:06.22 35.79	4.63
3	3	CRUZ Fábio	BRA	S11	0.00	(3) 32.61	1:08.01 35.40	6.42
4	7	ZAYAS Sergio	ARG	S11	0.75	(5) 32.85	1:08.06 35.21	6.47
5	2	AGUILAR León Adonis	CUB	S11	0.41	(6) 32.95	1:10.30 37.35	8.71
6	6	OLIVEIRA Felipe	BRA	S11	0.17	(4) 32.77	1:10.43 37.66	8.84
7	1	MARTINEZ Vladimir	MEX	S11	0.23	(8) 34.44	1:13.82 39.38	12.23
8	8	ORTEGA PONCE Yunieski	CUB	S11	0.70	(7) 33.98	1:16.23 42.25	14.64

Legend:

PR Panam Record R.T. Reaction time WR World record



Results

Resultados / Resultados

	Record	Split	Name	NPC Code	Location	Date
WR	1:17.44		SILVA C	BRA	Sheffield	8 JUL 2006
PR	1:17.44		SILVA C	BRA	Sheffield	8 JUL 2006

Final

Event No:122

Rank	Lane	Name	NPC Code	Class	R.T.	50m	Time	Time Behind
1	4	SILVA Clodoaldo	BRA	S4	0.43	(1) 35.65	1:16.99 41.34	WR
2	5	REYES Juan	MEX	S4	0.74	(2) 47.70	1:36.19 48.49	19.20
3	7	CASTORENA Arnulfo	MEX	S4	0.62	(5) 53.14	1:50.24 57.10	33.25
4	3	SEO SOK Joon	BRA	S4	0.00	(3) 52.59	1:51.62 59.03	34.63
5	6	CUEVAS Raul	MEX	S4	0.00	(4) 52.88	1:57.66 1:04.78	40.67
6	2	CHIRINOS OVALLES Mark	VEN	S4	0.75	(6) 1:00.48	2:09.52 1:09.04	52.53

Legend:

PR Panam Record R.T. Reaction time WR World record



Results

Resultados / Resultados

	Record	Split	Name	NPC Code	Location	Date
WR	1:13.39		RODRIGUEZ S	ESP	Athens	19 SEP 2004
PR	1:16.33		DIAS D	BRA	Durban	7 DEC 2006

Final

Event No:123

Rank	Lane	Name	NPC Code	Class	R.T.	50m	Time	Time Behind
1	4	DIAS Daniel	BRA	S5	0.55	(1) 34.90	1:13.60 38.70	PR
2	5	FUENTES Moises	COL	S5	0.00	(2) 43.29	1:30.00 46.71	16.40
3	3	AVELINO Francisco	BRA	S5	0.66	(3) 45.83	1:37.87 52.04	24.27
4	6	NUÑEZ Alfonso	MEX	S5	0.00	(4) 46.60	1:46.32 59.72	32.72
5	2	ARZUBIALDE Alejandro	ARG	S5	0.00	(5) 51.60	1:52.23 1:00.63	38.63

Legend:

PR Panam Record R.T. Reaction time WR World record



Results

Resultados / Resultados

	Record	Split	Name	NPC Code	Location	Date
WR	1:06.08		OLSSON A	SWE	Durban	3 DEC 2006
PR	1:10.46		LIMA A	BRA	Mar del Plata	11 DEC 2002

Final

Event No: 29

Rank	Lane	Name	NPC Code	Class	R.T.	50m	Time	Time Behind
1	4	LIMA Adriano	BRA	S6	0.80	(1) 33.21	1:11.44 38.23	
2	5	SILVA Luis	BRA	S6	0.51	(2) 35.49	1:18.88 43.39	7.44
3	3	PASTORE Diego	ARG	S6	0.00	(4) 38.48	1:19.06 40.58	7.62
4	6	CASTILLO ÁLVAREZ Rafael	CUB	S6	0.81	(3) 37.54	1:23.34 45.80	11.90
5	2	PONTES Danielson	BRA	S6	0.49	(5) 39.91	1:26.78 46.87	15.34
6	1	SILVA Alejandro	MEX	S6	0.96	(6) 42.42	1:33.48 51.06	22.04
7	7	ATIENZO Vladimir	VEN	S6	1.33	(7) 43.90	1:34.09 50.19	22.65

Legend:

PR Panam Record R.T. Reaction time WR World record



Results Summary

Sumario de resultados / Resumo dos Resultados

	Record	Split	Name	NPC Code	Location	Date
WR	1:06.08		OLSSON A	SWE	Durban	3 DEC 2006
PR	1:10.46		LIMA A	BRA	Mar del Plata	11 DEC 2002

Heats

Event No: 29

Rank	Heat	Lane	Name	NPC Code	Class	R.T.	50m	Time	Time Behind
1	1	4	LIMA Adriano	BRA	S6	0.87	(1) 35.71	1:13.70 37.99	
2	1	5	SILVA Luis	BRA	S6	0.50	(2) 35.97	1:19.94 43.97	6.24
3	1	3	PASTORE Diego	ARG	S6	0.00	(4) 41.43	1:24.67 43.24	10.97
4	1	7	CASTILLO ÁLVAREZ Rafael	CUB	S6	0.81	(3) 38.07	1:24.77 46.70	11.07
5	1	6	PONTES Danielson	BRA	S6	0.52	(5) 41.88	1:27.41 45.53	13.71
6	1	2	ATIENZO Vladimir	VEN	S6	1.08	(6) 43.85	1:33.87 50.02	20.17
7	1	1	SILVA Alejandro	MEX	S6	1.00	(7) 44.70	1:36.77 52.07	23.07
	1	8	LARA SILVA Juan Carlos	VEN	S6	0.00		DNS	

Legend:

DNS Did not start PR Panam Record R.T. Reaction time WR World record



Results

Resultados / Resultados

	Record	Split	Name	NPC Code	Location	Date
WR	1:01.65		ROBERTS D	GBR	Athens	20 SEP 2004
PR	1:04.83		LAMBACK L	USA	Durban	3 DEC 2006

Final

Event No: 31

Rank	Lane	Name	NPC Code	Class	R.T.	50m	Time	Time Behind
1	5	PIRES da SILVA Wagner	BRA	S7	0.47	(1) 34.89	1:13.66 38.77	
2	3	MEDEIROS José	BRA	S7	0.00	(3) 36.41	1:13.84 37.43	0.18
3	4	SANTOS Ronaldo	BRA	S7	0.76	(2) 34.93	1:14.39 39.46	0.73
4	6	PÉREZ Enrique	MEX	S7	0.91	(4) 37.07	1:17.56 40.49	3.90
5	2	LÓPEZ LUIZ Ramon	MEX	S7	0.00	(5) 46.18	1:36.56 50.38	22.90
6	7	QUEZADA ESSUS Jaime Andree	CHI	S7	0.85	(6) 52.96	1:56.10 1:03.14	42.44

Legend:

PR Panam Record R.T. Reaction time WR World record



Results

Resultados / Resultados

	Record	Split	Name	NPC Code	Location	Date
WR	57.74		WANG X	CHN	Durban	4 DEC 2006
PR	1:05.83	31.22	CHRISTENSEN D	CAN	Rio de Janeiro (BRA)	13 AUG 2007

Final

Event No: 1

Rank	Lane	Name	NPC Code	Class	R.T.	50m	Time	Time Behind
1	5	SOARES Gledson	BRA	S8	0.32	(1) 32.81	1:08.51 35.70	
2	3	MIAZGA Tom	USA	S8	0.00	(2) 33.76	1:11.05 37.29	2.54
3	6	MAZOTININI Isidoro	BRA	S8	0.66	(3) 34.98	1:13.38 38.40	4.87
	4	CHRISTENSEN Drew	CAN	S8	0.00		DNS	

Legend:

DNS Did not start PR Panam Record R.T. Reaction time WR World record



Results Summary

Sumario de resultados / Resumo dos Resultados

	Record	Split	Name	NPC Code	Location	Date
WR	57.74		WANG X	CHN	Durban	4 DEC 2006
PR	1:05.86		MOHR T	USA	Athens	20 SEP 2004

Heats

Event No: 1

Rank	Heat	Lane	Name	NPC Code	Class	R.T.	50m	Time	Time Behind
1	1	4	CHRISTENSEN Drew	CAN	S8	0.71 (1)	31.22	1:05.83 34.61	PR
2	1	5	SOARES Gledson	BRA	S8	0.33 (2)	32.16	1:09.11 36.95	3.28
3	1	6	MAZGA Tom	USA	S8	0.54 (4)	34.43	1:11.16 36.73	5.33
4	1	3	MAZOTININI Isidoro	BRA	S8	0.00 (3)	33.97	1:12.71 38.74	6.88

Legend:

PR Panam Record R.T. Reaction time WR World record



Results

Resultados / Resultados

	Record	Split	Name	NPC Code	Location	Date
WR	56.67		COUWDREY M	AUS	Durban	4 DEC 2006
PR	58.84		PROUT M	USA	Durban	4 DEC 2006

Final

Event No: 47

Rank	Lane	Name	NPC Code	Class	R.T.	50m	Time	Time Behind
1	4	PROUT Michael	USA	S9	0.31	(2) 29.32	59.39 30.07	
2	8	BRASIL Mauro	BRA	S9	0.20	(1) 28.51	1:00.92 32.41	1.53
3	3	BUREAU Cody	USA	S9	0.00	(4) 29.79	1:01.40 31.61	2.01
4	5	MACHADO Fabiano	BRA	S9	0.21	(3) 29.63	1:02.10 32.47	2.71
5	6	SALES Bradley	CAN	S9	0.38	(7) 30.91	1:02.81 31.90	3.42
6	7	ROSATTI Juan Pablo	ARG	S9	0.21	(6) 30.09	1:03.42 33.33	4.03
7	2	BARRIA Cesar	PAN	S9	0.27	(5) 29.87	1:04.26 34.39	4.87
8	1	HALEY Andrew	CAN	S9	0.24	(8) 31.86	1:04.57 32.71	5.18

Legend:

PR Panam Record R.T. Reaction time WR World record



Results Summary

Sumario de resultados / Resumo dos Resultados

	Record	Split	Name	NPC Code	Location	Date
WR	56.67		COUWDREY M	AUS	Durban	4 DEC 2006
PR	58.84		PROUT M	USA	Durban	4 DEC 2006

Heats

Event No: 47

Rank	Heat	Lane	Name	NPC Code	Class	R.T.	50m	Time	Time Behind
1	2	4	PROUT Michael	USA	S9	0.33	(2) 30.01	1:01.42 31.41	
2	1	5	MACHADO Fabiano	BRA	S9	0.27	(1) 29.40	1:02.57 33.17	1.15
3	1	4	BUREAU Cody	USA	S9	0.25	(2) 29.87	1:02.64 32.77	1.22
4	2	3	SALES Bradley	CAN	S9	1.61	(4) 30.97	1:03.53 32.56	2.11
5	2	6	BARRIA Cesar	PAN	S9	0.27	(1) 29.62	1:04.24 34.62	2.82
6	1	3	ROSATTI Juan Pablo	ARG	S9	0.84	(3) 30.66	1:04.27 33.61	2.85
7	1	6	HALEY Andrew	CAN	S9	0.22	(4) 31.20	1:04.75 33.55	3.33
8	2	5	BRASIL Mauro	BRA	S9	0.22	(3) 30.70	1:06.30 35.60	4.88
9	2	2	AMEZQUITA Santiago	COL	S9	0.33	(5) 33.23	1:08.66 35.43	7.24

Legend:

PR Panam Record R.T. Reaction time WR World record



Results

Resultados / Resultados

	Record	Split	Name	NPC Code	Location	Date
WR	52.61		ESTEVES A	BRA	Durban	4 DEC 2006
PR	52.61		ESTEVES A	BRA	Durban	4 DEC 2006

Final

Event No: 49

Rank	Lane	Name	NPC Code	Class	R.T.	50m	Time	Time Behind
1	5	ESTEVES André	BRA	S10	0.19	(1) 25.24	52.35 27.11	WR
2	4	HUOT Benoît	CAN	S10	0.22	(2) 26.02	53.60 27.58	1.25
3	3	COLLET Marcelo	BRA	S10	0.00	(4) 28.13	58.65 30.52	6.30
4	6	GLASSER Danilo	BRA	S10	0.19	(3) 28.07	58.96 30.89	6.61
5	2	WISE Joseph	USA	S10	0.20	(5) 30.36	1:03.27 32.91	10.92
6	8	MENDOZA Giovanni	MEX	S10	0.28	(6) 31.57	1:06.49 34.92	14.14
7	7	RIASCON MEJIA Jairo Antonio	COL	S10	0.36	(7) 31.65	1:07.21 35.56	14.86
8	1	FERNANDEZ Luis	CRC	S10	0.25	(8) 32.41	1:07.33 34.92	14.98

Legend:

PR Panam Record R.T. Reaction time WR World record



Results Summary

Sumario de resultados / Resumo dos Resultados

	Record	Split	Name	NPC Code	Location	Date
WR	52.61		ESTEVES A	BRA	Durban	4 DEC 2006
PR	52.61		ESTEVES A	BRA	Durban	4 DEC 2006

Heats

Event No: 49

Rank	Heat	Lane	Name	NPC Code	Class	R.T.	50m	Time	Time Behind
1	1	4	HUOT Benoît	CAN	S10	0.22	(1) 26.98	55.93 28.95	
2	2	4	ESTEVES André	BRA	S10	0.21	(1) 27.22	56.27 29.05	0.34
3	2	5	COLLET Marcelo	BRA	S10	0.56	(2) 27.84	57.89 30.05	1.96
4	1	5	GLASSER Danilo	BRA	S10	0.16	(2) 27.09	58.69 31.60	2.76
5	2	3	WISE Joseph	USA	S10	0.00	(3) 30.36	1:03.23 32.87	7.30
6	2	2	RIASCON MEJIA Jairo Antonio	COL	S10	0.43	(4) 30.80	1:05.86 35.06	9.93
7	1	3	FERNANDEZ Luis	CRC	S10	0.00	(3) 32.30	1:06.76 34.46	10.83
8	1	6	MENDOZA Giovanni	MEX	S10	0.29	(4) 32.67	1:07.38 34.71	11.45
9	2	6	MAITA Placido	VEN	S10	0.19	(5) 30.92	1:08.84 37.92	12.91

Legend:

PR Panam Record R.T. Reaction time WR World record



Results

Resultados / Resultados

	Record	Split	Name	NPC Code	Location	Date
WR	56.67		MORGAN J	USA	Gothenberg	9 AUG 1986
PR	56.67		MORGAN J	USA	Gothenberg	9 AUG 1986

Final

Event No: 3

Rank	Lane	Name	NPC Code	Class	R.T.	50m	Time	Time Behind
1	4	TILDESLEY Donovan	CAN	S11	0.53	(1) 29.23	1:01.59 32.36	
2	5	RIBEIRO Rodrigo	BRA	S11	0.16	(2) 30.43	1:06.22 35.79	4.63
3	3	CRUZ Fábio	BRA	S11	0.00	(3) 32.61	1:08.01 35.40	6.42
4	7	ZAYAS Sergio	ARG	S11	0.75	(5) 32.85	1:08.06 35.21	6.47
5	2	AGUILAR León Adonis	CUB	S11	0.41	(6) 32.95	1:10.30 37.35	8.71
6	6	OLIVEIRA Felipe	BRA	S11	0.17	(4) 32.77	1:10.43 37.66	8.84
7	1	MARTINEZ Vladimir	MEX	S11	0.23	(8) 34.44	1:13.82 39.38	12.23
8	8	ORTEGA PONCE Yunieski	CUB	S11	0.70	(7) 33.98	1:16.23 42.25	14.64

Legend:

PR Panam Record R.T. Reaction time WR World record



Results Summary

Sumario de resultados / Resumo dos Resultados

	Record	Split	Name	NPC Code	Location	Date
WR	56.67		MORGAN J	USA	Gothenberg	9 AUG 1986
PR	56.67		MORGAN J	USA	Gothenberg	9 AUG 1986

Heats

Event No: 3

Rank	Heat	Lane	Name	NPC Code	Class	R.T.	50m	Time	Time Behind
1	2	4	TILDESLEY Donovan	CAN	S11	0.33	(1) 28.63	1:02.65 34.02	
2	1	4	RIBEIRO Rodrigo	BRA	S11	0.17	(1) 31.21	1:07.91 36.70	5.26
3	2	3	CRUZ Fábio	BRA	S11	0.00	(2) 33.66	1:10.20 36.54	7.55
4	1	6	OLIVEIRA Felipe	BRA	S11	0.77	(2) 32.84	1:10.44 37.60	7.79
5	1	5	AGUILAR León Adonis	CUB	S11	0.38	(3) 33.46	1:10.51 37.05	7.86
6	2	5	ZAYAS Sergio	ARG	S11	0.75	(4) 34.64	1:12.74 38.10	10.09
7	2	6	MARTINEZ Vladimir	MEX	S11	0.19	(3) 34.58	1:14.26 39.68	11.61
8	1	3	ORTEGA PONCE Yunieski	CUB	S11	0.00	(4) 33.65	1:16.24 42.59	13.59
9	1	2	REYES GUADALUPE Erasto	MEX	S11	0.39	(5) 36.46	1:17.89 41.43	15.24
10	2	2	MORA Efrain	MEX	S11	0.44	(5) 36.51	1:18.92 42.41	16.27
11	2	7	CHILAN TUMBACO Maximo Cristóbal	CUB	S11	0.90	(6) 39.07	1:33.54 54.47	30.89

Legend:

PR Panam Record R.T. Reaction time WR World record



Results

Resultados / Resultados

	Record	Split	Name	NPC Code	Location	Date
WR	52.89		VERAKSA M	UKR	Durban	2 DEC 2006
PR	56.22		MORGAN J	USA	New York	18 JUN 1984

Final

Event No: 5

Rank	Lane	Name	NPC Code	Class	R.T.	50m	Time	Time Behind
1	5	GONZALEZ Pedro	VEN	S12	0.50	(1) 21.53	1:03.28 41.75	
2	4	MORALES NIEBLA Dieter	CUB	S12	0.29	(2) 29.15	1:03.63 34.48	0.35
3	6	OTERO Miguel	COL	S12	0.00	(6) 30.98	1:03.87 32.89	0.59
4	2	SILVA Renato	BRA	S12	0.39	(4) 30.78	1:04.70 33.92	1.42
5	7	GONZALEZ Ignacio	ARG	S12	0.34	(7) 32.11	1:05.33 33.22	2.05
6	3	GONZALEZ Luis	VEN	S12	0.00	(5) 30.80	1:05.74 34.94	2.46
7	1	CANTERO CASTILLO Yuan	CUB	S12	0.38	(3) 30.17	1:06.95 36.78	3.67
8	8	GONZALEZ Maximiliano	ARG	S12	0.46	(8) 34.22	1:12.29 38.07	9.01

Legend:

PR Panam Record R.T. Reaction time WR World record



Results Summary

Sumario de resultados / Resumo dos Resultados

	Record	Split	Name	NPC Code	Location	Date
WR	52.89		VERAKSA M	UKR	Durban	2 DEC 2006
PR	56.22		MORGAN J	USA	New York	18 JUN 1984

Heats

Event No: 5

Rank	Heat	Lane	Name	NPC Code	Class	R.T.	50m	Time	Time Behind
1	1	4	MORALES NIEBLA Dieter	CUB	S12	0.37	(1) 29.61	1:03.54 33.93	
2	2	4	GONZALEZ Pedro	VEN	S12	0.43	(1) 30.03	1:04.85 34.82	1.31
3	2	6	GONZALEZ Luis	VEN	S12	0.22	(2) 30.54	1:05.23 34.69	1.69
4	2	3	OTERO Miguel	COL	S12	0.00	(3) 31.40	1:05.32 33.92	1.78
5	1	3	SILVA Renato	BRA	S12	0.00	(2) 31.57	1:05.97 34.40	2.43
6	2	5	GONZALEZ Ignacio	ARG	S12	0.36	(5) 32.92	1:07.72 34.80	4.18
7	1	5	CANTERO CASTILLO Yuan	CUB	S12	0.32	(3) 31.68	1:08.05 36.37	4.51
8	2	2	GONZALEZ Maximiliano	ARG	S12	0.29	(4) 32.66	1:11.90 39.24	8.36
9	1	6	CAMPOS Jorge Arcadio	MEX	S12	0.49	(4) 34.95	1:12.38 37.43	8.84
10	1	2	CRUZ LUJAN Kevin	MEX	S12	0.31	(5) 35.79	1:15.59 39.80	12.05

Legend:

PR Panam Record R.T. Reaction time WR World record



Results

Resultados / Resultados

	Record	Split	Name	NPC Code	Location	Date
WR	53.96		TAIGANIDIS C	GRE	Durban	3 DEC 2006
PR	56.57		FARREBERG C	BRA	Durban	3 DEC 2006

Final

Event No: 34

Rank	Lane	Name	NPC Code	Class	R.T.	50m	Time	Time Behind
1	4	FARREBERG Carlos	BRA	S13	0.27	(1) 27.75	56.85 29.10	
2	5	HILL Brian	CAN	S13	0.26	(2) 28.53	57.92 29.39	1.07
3	3	GOTELL Devin	CAN	S13	0.00	(4) 30.14	1:02.58 32.44	5.73
4	6	RANGEL David	VEN	S13	0.21	(3) 29.89	1:04.31 34.42	7.46
5	2	NETO Gilberto	BRA	S13	0.25	(5) 31.60	1:07.73 36.13	10.88
6	7	OSORIO Hector	COL	S13	0.75	(6) 33.71	1:14.20 40.49	17.35

Legend:

PR Panam Record R.T. Reaction time WR World record



Results

Resultados / Resultados

	Class	Record	Name	NPC	Location	Date
WORLD RECORD	S3	3:42.63	KOVAR Martin	CZE	Athens	21 OCT 2004
	S4	2:51.81	SILVA Clodoaldo	BRA	Rio de Janeiro	15 AUG 2007
PANAM RECORD	S3	4:15.76	ANDRADE Genezi	BRA	Atlanta	20 AUG 1996
	S4	2:51.81	SILVA Clodoaldo	BRA	Rio de Janeiro	15 AUG 2007

Final

Event No: 56

Rank	Lane	Name	NPC Code	Class	R.T.	50m	100m	150m	Time	Time Behind
1	4	SILVA Clodoaldo	BRA	S4	0.47	(1) 36.67	(1) 1:19.98 43.31	(1) 2:05.21 45.23	2:50.30 45.09	WR
2	5	REYES Juan	MEX	S4	0.93	(2) 47.52	(2) 1:38.51 50.99	(2) 2:29.80 51.29	3:20.88 51.08	30.58
3	2	CASTORENA Arnulfo	MEX	S4	0.59	(3) 53.56	(3) 1:56.53 1:02.97	(3) 2:59.83 1:03.30	4:00.40 1:00.57	1:10.10
4	3	CUEVAS Raul	MEX	S4	0.00	(4) 53.67	(4) 1:59.25 1:05.58	(4) 3:12.29 1:13.04	4:23.10 1:10.81	1:32.80
5	6	ANDRADE Genezi	BRA	S3	0.00	(5) 1:00.27	(5) 2:06.83 1:06.56	(5) 3:14.61 1:07.78	4:23.28 1:08.67	1:32.98
6	7	FERNANDES Rosival	BRA	S4	0.00	(7) 1:04.83	(6) 2:15.78 1:10.95	(6) 3:26.29 1:10.51	4:40.03 1:13.74	1:49.73
7	1	TRONCO Cristopher	MEX	S3	0.86	(6) 1:03.19	(7) 2:21.07 1:17.88	(7) 3:41.44 1:20.37	5:01.96 1:20.52	2:11.66
8	8	JÚNIOR Edivaldo	BRA	S3	0.00	(8) 1:16.34	(8) 2:41.99 1:25.65	(8) 4:04.56 1:22.57	5:29.78 1:25.22	2:39.48

Legend:

R.T. Reaction time WR World record



Results

Resultados / Resultados

	Record	Splits			Name	NPC Code	Location	Date
WR	2:41.87				RODRIGUEZ S	ESP	Athens	21 SEP 2004
PR	2:46.14	37.06	1:19.40	2:02.43	DIAS D	BRA	Rio de Janeiro (BRA)	15 AUG 2007

Final											Event No: 57
Rank	Lane	Name	NPC Code	Class	R.T.	50m	100m	150m	Time	Time Behind	
1	4	DIAS Daniel	BRA	S5	0.63	(1) 35.35	(1) 1:15.32 39.97	(1) 1:56.56 41.24	2:37.72		WR
2	5	FUENTES Moises	COL	S5	0.00	(2) 44.46	(2) 1:32.28 47.82	(2) 2:22.47 50.19	3:11.91	34.19	
3	3	RAMIREZ Sebastian	ARG	S5	0.00	(4) 48.98	(4) 1:44.71 55.73	(3) 2:40.77 56.06	3:37.33	59.61	
4	6	NUÑEZ Alfonso	MEX	S5	0.00	(3) 46.41	(3) 1:42.06 55.65	(4) 2:43.82 1:01.76	3:49.66	1:11.94	
5	2	ARZUBIALDE Alejandro	ARG	S5	0.00	(5) 54.92	(5) 1:56.09 1:01.17	(5) 2:59.52 1:03.43	4:00.38	1:22.66	

Legend:

PR Panam Record R.T. Reaction time WR World record



Results

Resultados / Resultados

	Record	Splits			Name	NPC Code	Location	Date
WR	4:51.49				OLSSON A	SWE	Berlin	27 MAY 2007
PR	5:33.30				LIMA A	BRA	Mar del Plata	7 DEC 2003

Final

Event No: 76

Rank	Lane	Name	Splits							NPC Code	Class	R.T.	Time	Time Behind
1	4	LIMA Adriano								BRA	S6	1.41	5:26.09	PR
50m(1)	35.25	100m(1)	1:15.21	150m(1)	1:56.43	200m(1)	2:38.95	250m(1)	3:21.70	300m(1)	4:04.27	350m(1)	4:45.61	
	35.25		39.96		41.22		42.52		42.75		42.57		41.34	
2	5	PASTORE Diego								ARG	S6	0.85	6:25.56	59.47
50m(2)	39.12	100m(3)	1:24.87	150m(3)	2:16.51	200m(2)	3:04.36	250m(2)	3:54.41	300m(2)	4:46.07	350m(2)	5:37.72	
	39.12		45.75		51.64		47.85		50.05		51.66		51.65	
3	3	VASCONCELOS Ivanildo								BRA	S6	0.00	6:40.74	1:14.65
50m(4)	48.01	100m(4)	1:38.38	150m(4)	2:28.53	200m(4)	3:19.98	250m(4)	4:09.32	300m(4)	4:59.64	350m(3)	5:49.05	
	48.01		50.37		50.15		51.45		49.34		50.32		49.41	
4	6	SILVA Luis								BRA	S6	0.51	6:55.58	1:29.49
50m(3)	39.67	100m(2)	1:23.66	150m(2)	2:13.53	200m(3)	3:06.66	250m(3)	4:02.26	300m(3)	4:58.02	350m(4)	5:56.43	
	39.67		43.99		49.87		53.13		55.60		55.76		58.41	

Legend:

PR Panam Record R.T. Reaction time WR World record



Results

Resultados / Resultados

	Record	Splits			Name	NPC Code	Location	Date
WR	4:53.75				BOOTH D	NZL	Sydney	22 OCT 2000
PR	5:03.58				PENNER B	CAN	Sydney	22 OCT 2000

Final

Event No: 78

Rank	Lane	Name	NPC Code	Class	R.T.	Time	Time Behind
1	4	DIONNE Alex	USA	S7		5:24.37	
50m(2)	36.98	100m(2) 1:16.58	150m(2) 1:57.32	200m(1) 2:38.48	250m(1) 3:19.84	300m(1) 4:01.95	350m(1) 4:43.92
	36.98	39.60	40.74	41.16	41.36	42.11	41.97
2	3	SANTOS Ronaldo	BRA	S7		5:29.85	5.48
50m(1)	36.36	100m(1) 1:15.65	150m(1) 1:57.09	200m(2) 2:38.72	250m(2) 3:20.84	300m(2) 4:03.90	350m(2) 4:46.82
	36.36	39.29	41.44	41.63	42.12	43.06	42.92
3	6	MEDEIROS José	BRA	S7		5:34.62	10.25
50m(4)	39.62	100m(4) 1:21.62	150m(4) 2:04.31	200m(4) 2:48.07	250m(4) 3:30.00	300m(3) 4:11.43	350m(3) 4:53.80
	39.62	42.00	42.69	43.76	41.93	41.43	42.37
4	5	BARROS Joelson	BRA	S7		5:47.77	23.40
50m(3)	38.27	100m(3) 1:18.60	150m(3) 2:00.77	200m(3) 2:44.41	250m(3) 3:28.99	300m(4) 4:15.19	350m(4) 5:01.95
	38.27	40.33	42.17	43.64	44.58	46.20	46.76
5	7	PÉREZ Enrique	MEX	S7		6:07.17	42.80
50m(5)	39.88	100m(5) 1:23.49	150m(5) 2:09.76	200m(5) 2:57.18	250m(5) 3:44.16	300m(5) 4:35.32	350m(5) 5:22.76
	39.88	43.61	46.27	47.42	46.98	51.16	47.44
	2	SUAREZ Pablo	CHI	S7		DSQ	

Legend:

DSQ Disqualified PR Panam Record R.T. Reaction time WR World record



Results

Resultados / Resultados

	Record	Splits			Name	NPC Code	Location	Date
WR	4:33.37				WANG X	CHN	Durban	6 DEC 2006
PR	4:42.97				WENING J	USA	Sydney	22 OCT 2000

Final

Event No: 95

Rank	Lane	Name	NPC Code	Class	R.T.	Time	Time Behind
1	4	CHRISTENSEN Drew	CAN	S8	0.71	5:11.42	
50m(1)	34.96	100m(1) 1:14.10	150m(1) 1:54.15	200m(1) 2:35.09	250m(1) 3:14.57	300m(1) 3:54.89	350m(1) 4:34.45
	34.96	39.14	40.05	40.94	39.48	40.32	39.56
2	5	MIAZGA Tom	USA	S8	0.50	5:15.70	4.28
50m(2)	35.76	100m(2) 1:14.94	150m(2) 1:54.91	200m(2) 2:35.45	250m(2) 3:15.41	300m(2) 3:55.12	350m(2) 4:36.46
	35.76	39.18	39.97	40.54	39.96	39.71	41.34
3	3	MAZOTINI Isidoro	BRA	S8	0.00	6:03.35	51.93
50m(3)	38.80	100m(3) 1:20.30	150m(3) 2:05.19	200m(3) 2:52.04	250m(3) 3:39.46	300m(3) 4:27.96	350m(3) 5:16.54
	38.80	41.50	44.89	46.85	47.42	48.50	48.58

Legend:

PR Panam Record R.T. Reaction time WR World record



Results

Resultados / Resultados

	Record	Splits			Name	NPC Code	Location	Date
WR	4:22.60				CRISP J	GBR	Durban	6 DEC 2006
PR	4:24.97				PROUT M	USA	Montreal	16 MAR 2007

Final

Event No: 97

Rank	Lane	Name	NPC Code		Class	R.T.	Time	Time Behind
1	4	PROUT Michael	USA		S9	0.30	4:29.92	
50m(1)	30.63	100m(1) 1:03.71	150m(1) 1:37.27	200m(1) 2:11.45	250m(1) 2:46.16	300m(1) 3:21.08	350m(1) 3:55.69	
	30.63	33.08	33.56	34.18	34.71	34.92	34.61	
2	5	SALES Bradley	CAN		S9	0.43	4:39.94	10.02
50m(5)	32.00	100m(4) 1:06.18	150m(3) 1:41.36	200m(2) 2:17.08	250m(2) 2:53.20	300m(2) 3:29.37	350m(2) 4:05.23	
	32.00	34.18	35.18	35.72	36.12	36.17	35.86	
3	3	HALEY Andrew	CAN		S9	0.00	4:43.26	13.34
50m(6)	32.27	100m(5) 1:07.30	150m(5) 1:42.95	200m(5) 2:19.12	250m(3) 2:55.08	300m(3) 3:31.36	350m(3) 4:07.48	
	32.27	35.03	35.65	36.17	35.96	36.28	36.12	
4	6	BUREAU Cody	USA		S9	0.33	4:45.44	15.52
50m(4)	31.49	100m(3) 1:05.45	150m(4) 1:42.01	200m(4) 2:19.10	250m(5) 2:57.20	300m(5) 3:34.82	350m(4) 4:10.54	
	31.49	33.96	36.56	37.09	38.10	37.62	35.72	
5	2	MACHADO Fabiano	BRA		S9	0.28	4:52.24	22.32
50m(2)	31.10	100m(2) 1:05.22	150m(2) 1:40.86	200m(3) 2:17.51	250m(4) 2:55.12	300m(4) 3:33.88	350m(5) 4:12.71	
	31.10	34.12	35.64	36.65	37.61	38.76	38.83	
6	7	DIAS Gonzalo	URU		S9	0.54	5:02.57	32.65
50m(7)	34.26	100m(7) 1:11.16	150m(7) 1:49.63	200m(7) 2:28.56	250m(7) 3:08.54	300m(7) 3:47.30	350m(6) 4:26.38	
	34.26	36.90	38.47	38.93	39.98	38.76	39.08	
7	1	BARRIA Cesar	PAN		S9	0.28	5:09.03	39.11
50m(3)	31.48	100m(6) 1:07.88	150m(6) 1:45.39	200m(6) 2:25.73	250m(6) 3:05.62	300m(6) 3:46.70	350m(7) 4:28.08	
	31.48	36.40	37.51	40.34	39.89	41.08	41.38	
8	8	AMEZQUITA Santiago	COL		S9	0.40	5:25.86	55.94
50m(8)	35.73	100m(8) 1:13.74	150m(8) 1:55.02	200m(8) 2:36.38	250m(8) 3:19.15	300m(8) 4:02.02	350m(8) 4:45.26	
	35.73	38.01	41.28	41.36	42.77	42.87	43.24	

Legend:

PR Panam Record R.T. Reaction time WR World record



Results

Resultados / Resultados

	Record	Splits			Name	NPC Code	Location	Date
WR	4:04.20				GAGNON P	CAN	Toronto	7 AUG 2001
PR	4:04.20				GAGNON P	CAN	Toronto	7 AUG 2001

Final

Event No: 99

Rank	Lane	Name	NPC Code	Class	R.T.	Time	Time Behind
1	4	ESTEVEZ André	BRA	S10	0.21	4:12.73	
50m(1)	27.62	100m(1) 59.02	150m(1) 1:30.21	200m(1) 2:02.25	250m(1) 2:34.59	300m(1) 3:07.49	350m(1) 3:40.22
	27.62	31.40	31.19	32.04	32.34	32.90	32.73
2	5	HUOT Benoît	CAN	S10	0.25	4:16.61	3.88
50m(2)	29.87	100m(2) 1:02.03	150m(2) 1:35.25	200m(2) 2:08.29	250m(2) 2:41.07	300m(2) 3:13.77	350m(2) 3:46.32
	29.87	32.16	33.22	33.04	32.78	32.70	32.55
3	2	COLLET Marcelo	BRA	S10	0.62	4:29.91	17.18
50m(3)	29.91	100m(3) 1:03.54	150m(3) 1:37.08	200m(3) 2:11.42	250m(3) 2:45.56	300m(3) 3:20.63	350m(3) 3:55.54
	29.91	33.63	33.54	34.34	34.14	35.07	34.91
4	3	WISE Joseph	USA	S10	0.00	4:34.15	21.42
50m(4)	30.56	100m(4) 1:03.93	150m(4) 1:38.25	200m(4) 2:13.58	250m(4) 2:48.73	300m(4) 3:24.79	350m(4) 3:59.78
	30.56	33.37	34.32	35.33	35.15	36.06	34.99
5	6	LUTKUS Jourdan	BRA	S10	0.20	4:40.40	27.67
50m(6)	32.28	100m(5) 1:06.41	150m(5) 1:41.60	200m(5) 2:17.05	250m(5) 2:53.03	300m(5) 3:28.68	350m(5) 4:04.90
	32.28	34.13	35.19	35.45	35.98	35.65	36.22
6	7	RIASCON MEJIA Jairo Antonio	COL	S10	0.65	4:56.57	43.84
50m(5)	32.18	100m(6) 1:07.69	150m(6) 1:45.96	200m(6) 2:23.15	250m(6) 3:02.10	300m(6) 3:39.92	350m(6) 4:19.46
	32.18	35.51	38.27	37.19	38.95	37.82	39.54
7	1	FERNANDEZ Luis	CRC	S10	0.28	5:05.35	52.62
50m(8)	32.64	100m(8) 1:10.21	150m(7) 1:48.33	200m(7) 2:27.79	250m(7) 3:06.47	300m(7) 3:46.65	350m(7) 4:25.90
	32.64	37.57	38.12	39.46	38.68	40.18	39.25
8	8	MAITA Placido	VEN	S10	0.19	5:28.55	1:15.82
50m(7)	32.49	100m(7) 1:09.55	150m(8) 1:51.75	200m(8) 2:33.89	250m(8) 3:17.68	300m(8) 4:01.19	350m(8) 4:46.81
	32.49	37.06	42.20	42.14	43.79	43.51	45.62

Legend:

PR Panam Record R.T. Reaction time WR World record



Results Summary

Sumario de resultados / Resumo dos Resultados

	Record	Splits			Name	NPC Code	Location	Date
WR	4:04.20				GAGNON P	CAN	Toronto	7 AUG 2001
PR	4:04.20				GAGNON P	CAN	Toronto	7 AUG 2001

Heats

Event No: 99

Rank	Heat	Lane	Name	NPC Code	Class	R.T.	50m	100m	150m	200m	250m	300m	350m	Time	Time Behind
1	2	4	ESTEVES André	BRA	S10	0.25	(1) 31.28	(1) 1:05.57	(1) 1:39.64	(1) 2:14.30	(1) 2:48.63	(1) 3:23.84	(1) 3:58.50	4:32.92	
								34.29	34.07	34.66	34.33	35.21	34.66	34.42	
2	1	4	HUOT Benoît	CAN	S10	0.32	(2) 33.42	(2) 1:08.81	(2) 1:44.45	(2) 2:20.82	(1) 2:52.51	(1) 3:24.88	(1) 4:00.26	4:34.99	2.07
								35.39	35.64	36.37	31.69	32.37	35.38	34.73	
3	1	5	WISE Joseph	USA	S10	0.21	(1) 32.18	(1) 1:06.92	(1) 1:41.12	(1) 2:16.94	(2) 2:52.53	(2) 3:28.42	(2) 4:04.46	4:38.64	5.72
								34.74	34.20	35.82	35.59	35.89	36.04	34.18	
4	2	3	LUTKUS Jourdan	BRA	S10	0.00	(2) 32.33	(2) 1:08.32	(2) 1:44.42	(2) 2:21.22	(2) 2:58.04	(2) 3:35.30	(2) 4:12.33	4:48.73	15.81
								35.99	36.10	36.80	36.82	37.26	37.03	36.40	
5	2	5	COLLET Marcelo	BRA	S10	0.66	(4) 32.85	(4) 1:09.21	(4) 1:46.64	(4) 2:24.39	(4) 3:02.38	(4) 3:40.94	(3) 4:18.90	4:54.87	21.95
								36.36	37.43	37.75	37.99	38.56	37.96	35.97	
6	2	2	RIASCON MEJIA Jairo Antonio	COL	S10	0.36	(3) 32.51	(3) 1:08.49	(3) 1:45.91	(3) 2:24.13	(3) 3:01.89	(3) 3:40.45	(4) 4:18.98	4:55.61	22.69
								35.98	37.42	38.22	37.76	38.56	38.53	36.63	
7	1	3	FERNANDEZ Luis	CRC	S10	0.00	(3) 34.35	(3) 1:13.23	(3) 1:52.52	(3) 2:33.35	(3) 3:13.72	(3) 3:54.43	(3) 4:34.90	5:15.10	42.18
								38.88	39.29	40.83	40.37	40.71	40.47	40.20	
8	2	6	MAITA Placido	VEN	S10	0.23	(5) 33.70	(5) 1:10.79	(5) 1:50.94	(5) 2:32.61	(5) 3:15.40	(5) 3:58.94	(5) 4:42.84	5:23.97	51.05
								37.09	40.15	41.67	42.79	43.54	43.90	41.13	
9	1	6	MENDOZA Giovanni	MEX	S10	0.36	(4) 37.37	(4) 1:19.18	(4) 2:01.40	(4) 2:43.84	(4) 3:29.16	(4) 4:14.02	(4) 4:57.31	5:40.26	1:07.34
								41.81	42.22	42.44	45.32	44.86	43.29	42.95	

Legend:

PR Panam Record R.T. Reaction time WR World record



Results

Resultados / Resultados

	Record	Splits			Name	NPC Code	Location	Date
WR	4:20.83				MORGAN J	USA	Barcelona	7 SEP 1992
PR	4:20.83				MORGAN J	USA	Barcelona	7 SEP 1992

Final

Event No: 24

Rank	Lane	Name	NPC Code	Class	R.T.	Time	Time Behind
1	4	TILDESLEY Donovan	CAN	S11	0.57	4:46.69	
50m(1)	33.08	100m(1) 1:08.07	150m(1) 1:43.45	200m(1) 2:19.20	250m(1) 2:55.71	300m(1) 3:32.40	350m(1) 4:09.67
	33.08	34.99	35.38	35.75	36.51	36.69	37.27
2	2	CRUZ Fábio	BRA	S11	0.38	5:37.02	50.33
50m(3)	35.30	100m(3) 1:16.47	150m(3) 1:59.48	200m(2) 2:42.06	250m(2) 3:26.72	300m(2) 4:11.16	350m(2) 4:57.42
	35.30	41.17	43.01	42.58	44.66	44.44	46.26
3	3	MENEGHETTI André	BRA	S11	0.00	5:39.63	52.94
50m(4)	36.10	100m(5) 1:19.06	150m(4) 2:01.90	200m(4) 2:45.65	250m(4) 3:30.87	300m(4) 4:14.62	350m(3) 4:58.17
	36.10	42.96	42.84	43.75	45.22	43.75	43.55
4	6	AGUILAR León Adonis	CUB	S11	0.39	5:41.68	54.99
50m(2)	35.17	100m(2) 1:14.65	150m(2) 1:57.49	200m(3) 2:42.12	250m(3) 3:28.21	300m(3) 4:14.22	350m(4) 4:59.53
	35.17	39.48	42.84	44.63	46.09	46.01	45.31
5	5	MARTINEZ Vladimir	MEX	S11	0.30	5:46.09	59.40
50m(5)	36.54	100m(4) 1:18.52	150m(5) 2:02.93	200m(5) 2:47.20	250m(5) 3:33.80	300m(5) 4:18.39	350m(5) 5:04.61
	36.54	41.98	44.41	44.27	46.60	44.59	46.22
6	7	PEREIRA Antônio	BRA	S11	0.70	6:07.24	1:20.55
50m(6)	39.89	100m(6) 1:25.16	150m(6) 2:13.71	200m(6) 3:02.09	250m(6) 3:50.08	300m(6) 4:37.90	350m(6) 5:25.58
	39.89	45.27	48.55	48.38	47.99	47.82	47.68

Legend:

PR Panam Record R.T. Reaction time WR World record



	Record	Splits			Name	NPC Code	Location	Date
WR	4:20.83				MORGAN J	USA	Barcelona	7 SEP 1992
PR	4:20.83				MORGAN J	USA	Barcelona	7 SEP 1992

Heats

Event No: 24

Rank	Heat	Lane	Name	NPC Code	Class	R.T.	50m	100m	150m	200m	250m	300m	350m	Time	Time Behind
1	1	4	TILDESLEY Donovan	CAN	S11	0.58	(1) 33.30	(1) 1:09.35	(1) 1:45.53	(1) 2:21.33	(1) 2:57.87	(1) 3:34.83	(1) 4:13.11	4:52.06	
								36.05	36.18	35.80	36.54	36.96	38.28	38.95	
2	1	7	MARTINEZ Vladimir	MEX	S11	0.30	(2) 36.68	(2) 1:17.83	(2) 2:00.88	(2) 2:45.37	(2) 3:29.38	(2) 4:14.34	(2) 4:59.40	5:42.67	50.61
								41.15	43.05	44.49	44.01	44.96	45.06	43.27	
3	1	3	MENEGHETTI André	BRA	S11	0.00	(3) 37.21	(3) 1:20.07	(3) 2:04.10	(3) 2:48.55	(3) 3:33.46	(3) 4:18.26	(3) 5:02.86	5:46.80	54.74
								42.86	44.03	44.45	44.91	44.80	44.60	43.94	
4	1	5	AGUILAR León Adonis	CUB	S11	0.39	(4) 39.29	(4) 1:23.47	(4) 2:09.48	(4) 2:54.81	(4) 3:40.74	(4) 4:26.30	(4) 5:10.31	5:50.80	58.74
								44.18	46.01	45.33	45.93	45.56	44.01	40.49	
5	1	6	CRUZ Fábio	BRA	S11	0.97	(5) 40.91	(5) 1:23.55	(5) 2:10.43	(5) 2:55.45	(5) 3:44.09	(5) 4:27.54	(5) 5:16.66	5:56.74	1:04.68
								42.64	46.88	45.02	48.64	43.45	49.12	40.08	
6	1	2	PEREIRA Antônio	BRA	S11	0.35	(6) 41.62	(6) 1:29.12	(6) 2:18.33	(6) 3:07.15	(6) 3:55.94	(6) 4:44.21	(6) 5:32.04	6:20.18	1:28.12
								47.50	49.21	48.82	48.79	48.27	47.83	48.14	

Legend:

PR Panam Record **R.T.** Reaction time **WR** World record



Results

Resultados / Resultados

	Record	Splits			Name	NPC Code	Location	Date
WR	4:11.58				PUNKO S	BLR	Athens	19 SEP 2004
PR	4:15.91				MORGAN J	USA	New York	20 JUN 1984

Final

Event No: 25

Rank	Lane	Name	NPC Code	Class	R.T.	Time	Time Behind
1	4	OTERO Miguel	COL	S12	0.00	4:53.92	
50m(1) 33.87	100m(1) 1:09.95	150m(1) 1:47.15	200m(1) 2:24.93	250m(1) 3:02.68	300m(1) 3:40.43	350m(1) 4:17.87	
33.87	36.08	37.20	37.78	37.75	37.75	37.44	
2	5	GONZALEZ Ignacio	ARG	S12	0.38	5:07.68	13.76
50m(3) 36.01	100m(3) 1:14.84	150m(3) 1:55.11	200m(3) 2:33.66	250m(3) 3:12.84	300m(3) 3:51.60	350m(2) 4:31.18	
36.01	38.83	40.27	38.55	39.18	38.76	39.58	
3	3	SILVA Renato	BRA	S12	0.00	5:10.51	16.59
50m(2) 34.19	100m(2) 1:12.00	150m(2) 1:50.81	200m(2) 2:30.68	250m(2) 3:10.76	300m(2) 3:51.44	350m(3) 4:31.52	
34.19	37.81	38.81	39.87	40.08	40.68	40.08	
4	6	CRUZ LUJAN Kevin	MEX	S12	0.21	5:53.54	59.62
50m(5) 37.53	100m(5) 1:20.46	150m(5) 2:06.63	200m(5) 2:52.52	250m(4) 3:39.31	300m(4) 4:26.00	350m(4) 5:11.19	
37.53	42.93	46.17	45.89	46.79	46.69	45.19	
5	2	CAMPOS Jorge Arcadio	MEX	S12	0.40	5:56.87	1:02.95
50m(4) 37.00	100m(4) 1:20.35	150m(4) 2:05.00	200m(4) 2:52.50	250m(5) 3:40.87	300m(5) 4:27.83	350m(5) 5:13.90	
37.00	43.35	44.65	47.50	48.37	46.96	46.07	

Legend:

PR Panam Record R.T. Reaction time WR World record



Results

Resultados / Resultados

	Record	Splits			Name	NPC Code	Location	Date
WR	4:16.20				FLORIANO E	ESP	Sydney	23 OCT 2000
PR	4:20.23				WU W	CAN	Sydney	22 OCT 2000

Final

Event No: 51

Rank	Lane	Name	NPC Code	Class	R.T.	Time	Time Behind
1	5	FARREBERG Carlos	BRA	S13	0.23	4:42.70	
50m(1)	30.94	100m(1) 1:06.29	150m(1) 1:42.51	200m(1) 2:19.16	250m(1) 2:56.55	300m(1) 3:33.71	350m(1) 4:09.87
	30.94	35.35	36.22	36.65	37.39	37.16	36.16
2	4	GOTELL Devin	CAN	S13	0.28	4:45.26	2.56
50m(2)	31.80	100m(2) 1:07.63	150m(2) 1:43.90	200m(2) 2:21.37	250m(2) 2:57.31	300m(2) 3:34.39	350m(2) 4:10.35
	31.80	35.83	36.27	37.47	35.94	37.08	35.96
3	3	RANGEL David	VEN	S13	0.00	5:43.28	1:00.58
50m(3)	36.22	100m(3) 1:17.72	150m(3) 2:00.97	200m(3) 2:44.92	250m(3) 3:29.39	300m(3) 4:14.25	350m(3) 4:59.12
	36.22	41.50	43.25	43.95	44.47	44.86	44.87

Legend:

PR Panam Record R.T. Reaction time WR World record



Results

Resultados / Resultados

	Class	Record	Name	NPC	Location	Date
WORLD RECORD	S3	49.94	BYUNG Eon Min	KOR	Durban	5 DEC 2006
PANAM RECORD	S3	54.51	EULERT Jaime	PER	Mar del Plata	8 DEC 2003

Final

Event No: 74

Rank	Lane	Name	NPC Code	Class	R.T.	Time	Time Behind
1	5	EULERT Jaime	PER	S3	0.00	57.59	
2	4	ANDRADE Genezi	BRA	S3	0.64	59.44	1.85
3	3	TRONCO Christopher	MEX	S3	0.79	1:04.42	6.83
4	6	JÚNIOR Edivaldo	BRA	S3	0.78	1:18.43	20.84

Legend:

R.T. Reaction time



Parque Acuático (Autódromo)

Parque Acuático (Autódromo)
Parque Acuático (Autódromo)

17 AUG 2007
17:00

Swimming

Natación / Natação

Men's 50m Backstroke – S4

Hombres 50m Espalda - S4 / 50m Masculino Costas - S5

Final

Final / Final

Results

Resultados / Resultados

	Record	Name	NPC Code	Location	Date
WR	45.28	REYES J	MEX	San Antonio	10 AUG 2006
PR	45.28	REYES J	MEX	San Antonio	10 AUG 2006

Final

Event No: 90

Rank	Lane	Name	NPC Code	Class	R.T.	Time	Time Behind
1	4	REYES Juan	MEX	S4	0.63	45.11	WR
2	5	SILVA Clodoaldo	BRA	S4	0.64	48.86	3.75
3	3	SEO SOK Joon	BRA	S4	1.21	53.40	8.29
4	6	FERNANDES Rosival	BRA	S4	0.92	1:04.29	19.18

Legend:

PR Panam Record **R.T.** Reaction time **WR** World record



Results

Resultados / Resultados

	Record	Name	NPC Code	Location	Date
WR	36.75	HE J	CHN	Durban	6 DEC 2006
PR	37.54	DIAS D	BRA	Durban	6 DEC 2006

Final

Event No: 91

Rank	Lane	Name	NPC Code	Class	R.T.	Time	Time Behind
1	4	DIAS Daniel	BRA	S5	0.76	37.08	PR
2	5	AVELINO Francisco	BRA	S5	0.79	46.08	9.00
3	3	QUASSI Ariel	ARG	S5	0.52	48.94	11.86
4	6	BATISTA Moisés	BRA	S5	0.88	50.77	13.69
5	2	RAMIREZ Sebastian	ARG	S5	0.51	52.22	15.14
6	7	NUÑEZ Alfonso	MEX	S5	1.36	54.84	17.76

Legend:

PR Panam Record R.T. Reaction time WR World record



Results

Resultados / Resultados

	Record	Split	Name	NPC Code	Location	Date
WR	1:13.99		PLOTNIKOV I	RUS	Athens	21 SEP 2004
PR	1:18.04		PURDY A	CAN	Sydney	27 OCT 2000

Final

Event No: 8

Rank	Lane	Name	NPC Code	Class	R.T.	50m	Time	Time Behind
1	5	CASTILLO ÁLVAREZ Rafael	CUB	S6	0.66	(1) 41.82	1:30.15 48.33	
2	4	PASTORE Diego	ARG	S6	0.76	(2) 45.15	1:33.24 48.09	3.09
3	3	VASCONCELOS Ivanildo	BRA	S6	0.69	(3) 46.85	1:36.51 49.66	6.36
4	6	SILVA Alejandro	MEX	S6	1.07	(4) 55.24	1:56.46 1:01.22	26.31

Legend:

PR Panam Record R.T. Reaction time WR World record



Results

Resultados / Resultados

	Record	Split	Name	NPC Code	Location	Date
WR	1:15.21		LINDSAY A	GBR	Edmonton	19 JUL 2003
PR	1:16.64		MARRO G	ARG	Athens	22 SEP 2004

Final

Event No: 10

Rank	Lane	Name	NPC Code	Class	R.T.	50m	Time	Time Behind
1	4	MARRO Guillermo	ARG	S7	1.01	(1) 36.83	1:15.78 38.95	PR
2	5	ALMEIDA Nélio	BRA	S7	0.79	(2) 39.88	1:24.96 45.08	9.18
3	3	SANTOS Ronaldo	BRA	S7	0.87	(3) 40.97	1:25.71 44.74	9.93
4	6	VIEIRA Alex	BRA	S7	0.88	(4) 41.70	1:26.49 44.79	10.71
5	2	DIONNE Alex	USA	S7	0.71	(5) 44.09	1:32.30 48.21	16.52
6	7	GONZALES MUGABURU Jose	PER	S7	0.89	(6) 46.02	1:34.79 48.77	19.01
7	1	LÓPEZ LUIZ Ramon	MEX	S7	0.00	(7) 54.69	1:58.04 1:03.35	42.26

Legend:

PR Panam Record R.T. Reaction time WR World record



Results (Individual Heats)

Resultados (Individual Eliminatorias) / Resultados (Individual Eliminatórias)

	Record	Split	Name	NPC Code	Location	Date
WR	1:15.21		LINDSAY A	GBR	Edmonton	19 JUL 2003
PR	1:16.64		MARRO G	ARG	Athens	22 SEP 2004

Heat 1

Event No: 10

Rank	Lane	Name	NPC Code	Class	R.T.	50m	Time	Time Behind
1	4	MARRO Guillermo	ARG	S7	0.97	(1) 36.99	1:17.05 40.06	
2	6	ALMEIDA Nélio	BRA	S7	0.71	(2) 40.07	1:25.52 45.45	8.47
3	5	SANTOS Ronaldo	BRA	S7	0.82	(3) 41.45	1:25.80 44.35	8.75
4	3	VIEIRA Alex	BRA	S7	0.88	(4) 42.53	1:26.75 44.22	9.70
5	2	DIONNE Alex	USA	S7	0.74	(6) 44.44	1:31.59 47.15	14.54
6	7	GONZALES MUGABURU Jose	PER	S7	0.81	(5) 44.24	1:34.07 49.83	17.02
7	1	LÓPEZ LUIZ Ramon	MEX	S7	1.32	(7) 56.22	1:59.04 1:02.82	41.99

Legend:

PR Panam Record R.T. Reaction time WR World record



Results Summary

Sumario de resultados / Resumo dos Resultados

	Record	Split	Name	NPC Code	Location	Date
WR	1:15.21		LINDSAY A	GBR	Edmonton	19 JUL 2003
PR	1:16.64		MARRO G	ARG	Athens	22 SEP 2004

Heats

Event No: 10

Rank	Heat	Lane	Name	NPC Code	Class	R.T.	50m	Time	Time Behind
1	1	4	MARRO Guillermo	ARG	S7	0.97	(1) 36.99	1:17.05 40.06	
2	1	6	ALMEIDA Nélio	BRA	S7	0.71	(2) 40.07	1:25.52 45.45	8.47
3	1	5	SANTOS Ronaldo	BRA	S7	0.82	(3) 41.45	1:25.80 44.35	8.75
4	1	3	VIEIRA Alex	BRA	S7	0.88	(4) 42.53	1:26.75 44.22	9.70
5	1	2	DIONNE Alex	USA	S7	0.74	(6) 44.44	1:31.59 47.15	14.54
6	1	7	GONZALES MUGABURU Jose	PER	S7	0.81	(5) 44.24	1:34.07 49.83	17.02
7	1	1	LÓPEZ LUIZ Ramon	MEX	S7	1.32	(7) 56.22	1:59.04 1:02.82	41.99

Legend:

PR Panam Record R.T. Reaction time WR World record



Results

Resultados / Resultados

	Record	Split	Name	NPC Code	Location	Date
WR	1:09.28		MALONE D	IRL	Christchurch	17 OCT 1998
PR	1:10.15		MOHR T	USA	Athens	22 SEP 2004

Final

Event No: 11

Rank	Lane	Name	NPC Code	Class	R.T.	50m	Time	Time Behind
1	5	MAZGA Tom	USA	S8	0.71 (1)	38.14	1:18.98 40.84	
2	3	SOARES Gledson	BRA	S8	0.72 (2)	38.74	1:19.39 40.65	0.41
3	6	OROPEZA Miguel	VEN	S8	1.06 (3)	41.87	1:29.03 47.16	10.05
	4	CHRISTENSEN Drew	CAN	S8			DNS	

Legend:

DNS Did not start PR Panam Record R.T. Reaction time WR World record



Results Summary

Sumario de resultados / Resumo dos Resultados

	Record	Split	Name	NPC Code	Location	Date
WR	1:09.28		MALONE D	IRL	Christchurch	17 OCT 1998
PR	1:10.15		MOHR T	USA	Athens	22 SEP 2004

Heats

Event No: 11

Rank	Heat	Lane	Name	NPC Code	Class	R.T.	50m	Time	Time Behind
1	1	4	CHRISTENSEN Drew	CAN	S8	1.05		1:18.53	
2	1	3	MIAZGA Tom	USA	S8	0.68	(1) 38.65	1:20.34	1.81
								41.69	
3	1	5	SOARES Gledson	BRA	S8	0.74	(2) 39.59	1:22.37	3.84
								42.78	
4	1	6	OROPEZA Miguel	VEN	S8	1.27	(3) 42.82	1:27.98	9.45
								45.16	

Legend:

PR Panam Record R.T. Reaction time WR World record



Results

Resultados / Resultados

	Record	Split	Name	NPC Code	Location	Date
WR	1:03.91		PERRY J	USA	Durban	3 DEC 2006
PR	1:03.91		PERRY J	USA	Durban	3 DEC 2006

Final

Event No: 27

Rank	Lane	Name	NPC Code	Class	R.T.	50m	Time	Time Behind
1	6	PROUT Michael	USA	S9	0.72 (2)	33.07	1:06.96 33.89	
2	3	BUREAU Cody	USA	S9	0.64 (1)	32.71	1:08.07 35.36	1.11
3	4	SALES Bradley	CAN	S9	0.00 (3)	33.71	1:08.18 34.47	1.22
4	5	ROSATTI Juan Pablo	ARG	S9	0.73 (4)	34.14	1:10.18 36.04	3.22
5	2	BRASIL Mauro	BRA	S9	0.62 (5)	34.21	1:12.32 38.11	5.36
6	7	MACHADO Fabiano	BRA	S9	0.76 (6)	35.55	1:13.83 38.28	6.87
7	1	AMEZQUITA Santiago	COL	S9	0.39 (7)	37.82	1:17.22 39.40	10.26

Legend:

PR Panam Record R.T. Reaction time WR World record



Results Summary

Sumario de resultados / Resumo dos Resultados

	Record	Split	Name	NPC Code	Location	Date
WR	1:03.91		PERRY J	USA	Durban	3 DEC 2006
PR	1:03.91		PERRY J	USA	Durban	3 DEC 2006

Heats

Event No: 27

Rank	Heat	Lane	Name	NPC Code	Class	R.T.	50m	Time	Time Behind
1	1	3	SALES Bradley	CAN	S9	-1.18	(2) 33.57	1:08.19 34.62	
2	1	6	ROSATTI Juan Pablo	ARG	S9	0.75	(1) 33.40	1:09.53 36.13	1.34
3	1	5	BUREAU Cody	USA	S9	0.64	(3) 35.09	1:10.25 35.16	2.06
4	1	4	PROUT Michael	USA	S9	0.72	(4) 35.18	1:11.88 36.70	3.69
5	1	2	BRASIL Mauro	BRA	S9	0.64	(5) 35.44	1:14.63 39.19	6.44
6	1	7	MACHADO Fabiano	BRA	S9	0.72	(6) 38.07	1:18.55 40.48	10.36
7	1	1	AMEZQUITA Santiago	COL	S9	0.94	(7) 38.40	1:18.91 40.51	10.72

Legend:

PR Panam Record **R.T.** Reaction time **WR** World record



Results

Resultados / Resultados

	Record	Split	Name	NPC Code	Location	Date
WR	1:01.55		MAIK M	POL	Stockholm	1 AUG 2001
PR	1:03.62		ZOOK J	USA	Minneapolis	10 DEC 2005

Final

Event No: 32

Rank	Lane	Name	NPC Code	Class	R.T.	50m	Time	Time Behind
1	4	HUOT Benoît	CAN	S10	0.69	(1) 30.93	1:02.88 31.95	PR
2	5	ESTEVES André	BRA	S10	0.65	(2) 31.87	1:05.20 33.33	2.32
3	3	LUTKUS Jourdan	BRA	S10	0.67	(3) 34.49	1:11.48 36.99	8.60
4	6	WISE Joseph	USA	S10	0.63	(5) 35.95	1:13.20 37.25	10.32
5	1	GLASSER Danilo	BRA	S10	0.61	(4) 35.19	1:14.92 39.73	12.04
6	7	FERNANDEZ Luis	CRC	S10	0.79	(6) 36.99	1:17.05 40.06	14.17
7	2	RIASCON MEJIA Jairo Antonio	COL	S10	0.85	(7) 38.16	1:20.43 42.27	17.55

Legend:

PR Panam Record R.T. Reaction time WR World record



Results (Individual Heats)

Resultados (Individual Eliminatorias) / Resultados (Individual Eliminatórias)

	Record	Split	Name	NPC Code	Location	Date
WR	1:01.55		MAIK M	POL	Stockholm	1 AUG 2001
PR	1:03.62		ZOOK J	USA	Minneapolis	10 DEC 2005

Heat 1

Event No: 32

Rank	Lane	Name	NPC Code	Class	R.T.	50m	Time	Time Behind
1	4	HUOT Benoît	CAN	S10	0.69	(1) 31.66	1:04.88 33.22	
2	5	ESTEVES André	BRA	S10	0.77	(2) 33.08	1:08.62 35.54	3.74
3	3	LUTKUS Jourdan	BRA	S10	0.68	(3) 34.70	1:12.11 37.41	7.23
4	7	WISE Joseph	USA	S10	0.65	(4) 36.32	1:13.92 37.60	9.04
5	1	RIASCON MEJIA Jairo Antonio	COL	S10	0.88	(7) 37.71	1:17.68 39.97	12.80
6	2	FERNANDEZ Luis	CRC	S10	0.80	(5) 36.75	1:17.82 41.07	12.94
7	6	GLASSER Danilo	BRA	S10	0.71	(6) 37.17	1:18.32 41.15	13.44

Legend:

PR Panam Record R.T. Reaction time WR World record



Results

Resultados / Resultados

	Record	Split	Name	NPC Code	Location	Date
WR	1:09.23		MORGAN J	USA	Barcelona	9 SEP 1992
PR	1:09.23		MORGAN J	USA	Barcelona	9 SEP 1992

Final

Event No: 40

Rank	Lane	Name	NPC Code	Class	R.T.	50m	Time	Time Behind
1	6	ZAYAS Sergio	ARG	S11	0.82	(1) 37.85	1:18.09 40.24	
2	4	ORTEGA PONCE Yunieski	CUB	S11	0.65	(2) 38.97	1:23.03 44.06	4.94
3	3	OLIVEIRA Felipe	BRA	S11	0.99	(4) 43.26	1:31.91 48.65	13.82
4	5	MORA Efrain	MEX	S11	0.72	(3) 42.94	1:32.06 49.12	13.97
5	2	REYES GUADALUPE Erasto	MEX	S11	0.71	(5) 47.04	1:35.48 48.44	17.39
6	7	PEREIRA Antônio	BRA	S11	0.89	(6) 48.64	1:37.56 48.92	19.47

Legend:

PR Panam Record R.T. Reaction time WR World record



Results

Resultados / Resultados

	Record	Split	Name	NPC Code	Location	Date
WR	1:02.40		MAKARAU R	BLR	Quebec	6 AUG 2003
PR	1:18.03		FIGUEROA J	CUB	Barcelona	9 SEP 1992

Final

Event No: 42

Rank	Lane	Name	NPC Code	Class	R.T.	50m	Time	Time Behind
1	4	GONZALEZ Ignacio	ARG	S12	0.70	(1) 35.68	1:12.48 36.80	PR
2	5	GONZALEZ Pedro	VEN	S12	0.71	(2) 37.70	1:20.15 42.45	7.67
3	3	CAMPOS Jorge Arcadio	MEX	S12	1.00	(3) 47.34	1:38.30 50.96	25.82
	6	HANKERS Sefanja	SUR	S12			DNS	

Legend:

DNS Did not start PR Panam Record R.T. Reaction time WR World record



Results

Resultados / Resultados

	Record	Split	Name	NPC Code	Location	Date
WR	1:01.82		TAIGANIDIS C	GRE	Thessaloniki	25 FEB 2006
PR	1:03.12		HILL B	CAN	Victoria	27 MAY 1999

Final

Event No:118

Rank	Lane	Name	NPC Code	Class	R.T.	50m	Time	Time Behind
1	5	HILL Brian	CAN	S13	0.64	(1) 31.05	1:04.19 33.14	
2	4	GOTELL Devin	CAN	S13	0.74	(2) 35.51	1:11.79 36.28	7.60
3	3	NETO Gilberto	BRA	S13	0.63	(3) 38.05	1:17.94 39.89	13.75
4	6	OSORIO Hector	COL	S13	0.85	(4) 47.90	1:36.43 48.53	32.24

Legend:

PR Panam Record R.T. Reaction time WR World record



Results

Resultados / Resultados

	Class	Record	Name	NPC	Location	Date
WORLD RECORD	SB2	56.27	CASTORENA Arnulfo	MEX	Athens	23 SEP 2004
PANAM RECORD	SB2	56.27	CASTORENA Arnulfo	MEX	Athens	23 SEP 2004

Final

Event No.104

Rank	Lane	Name	NPC Code	Class	R.T.	Time	Time Behind
1	4	CASTORENA Arnulfo	MEX	SB2	0.64	59.59	
2	5	TRONCO Christopher	MEX	SB2	0.00	1:05.41	5.82
3	3	ANDRADE Genezi	BRA	SB2	0.00	1:12.76	13.17
4	6	ALVES Anselmo	BRA	SB2	0.63	1:25.62	26.03

Legend:

R.T. Reaction time



Results

Resultados / Resultados

	Record	Name	NPC Code	Location	Date
WR	49.31	FRITSCHÉ C	GER	Badajoz	7 AUG 1997
PR	54.03	SILVA C	BRA	Rio de Janeiro (BRA)	17 AUG 2007

Final

Event No:105

Rank	Lane	Name	NPC Code	Class	R.T.	Time	Time Behind
1	4	SILVA Clodoaldo	BRA	SB3	0.49	52.86	PR
2	5	OSORIO Omar	MEX	SB3	0.00	1:02.76	9.90
3	3	BATISTA Moisés	BRA	SB3	0.84	1:03.52	10.66
4	6	FERNANDES Rosival	BRA	SB3	1.12	1:08.55	15.69

Legend:

PR Panam Record R.T. Reaction time WR World record



Results

Resultados / Resultados

	Record	Split	Name	NPC Code	Location	Date
WR	1:37.24		TEN R	ESP	Mar del Plata	13 DEC 2002
PR	1:44.05		VASCONCELOS I	BRA	Durban	5 DEC 2006

Final

Event No: 68

Rank	Lane	Name	NPC Code	Class	R.T.	50m	Time	Time Behind
1	3	DIAS Daniel	BRA	SB4	0.00	(2) 49.27	1:42.75 53.48	PR
2	5	FUENTES Moises	COL	SB4	0.00	(1) 48.57	1:45.00 56.43	2.25
3	4	VASCONCELOS Ivanildo	BRA	SB4	0.58	(3) 51.43	1:47.37 55.94	4.62
4	6	QUASSI Ariel	ARG	SB4	0.00	(4) 52.94	1:52.10 59.16	9.35
5	2	AVELINO Francisco	BRA	SB4	0.49	(5) 54.18	1:59.50 1:05.32	16.75
6	7	ORTIZ ORTEGA Jhony David	ECU	SB4	0.68	(6) 59.28	2:13.40 1:14.12	30.65
7	1	RAMIREZ Sebastian	ARG	SB4	1.08	(7) 1:02.69	2:16.65 1:13.96	33.90

Legend:

PR Panam Record **R.T.** Reaction time **WR** World record



Results

Resultados / Resultados

	Record	Split	Name	NPC Code	Location	Date
WR	1:31.50		ENGEL K	NED	Atlanta	24 AUG 1996
PR	1:33.42		RANGEL P	MEX	Durban	3 DEC 2006

Final

Event No: 39

Rank	Lane	Name	NPC Code	Class	R.T.	50m	Time	Time Behind
1	4	LIMA Adriano	BRA	SB5	0.96	(1) 46.94	1:48.50 1:01.56	
2	5	SILVA Alejandro	MEX	SB5	1.01	(2) 49.85	1:48.86 59.01	0.36
3	3	CALVILLO CASTORENA Baudel	MEX	SB5	0.00	(3) 57.46	2:05.61 1:08.15	17.11
4	6	MORA Jimmy	ECU	SB5	1.53	(5) 1:10.02	2:31.42 1:21.40	42.92
5	2	GALINDEZ Freddy	VEN	SB5	0.86	(4) 1:03.69	2:39.54 1:35.85	51.04

Legend:

PR Panam Record R.T. Reaction time WR World record



Results

Resultados / Resultados

	Record	Split	Name	NPC Code	Location	Date
WR	1:27.04		DUKE G	GBR	Durban	4 DEC 2006
PR	1:28.12		MOHR T	USA	Minneapolis	23 APR 2004

Final

Event No: 45

Rank	Lane	Name	NPC Code	Class	R.T.	50m	Time	Time Behind
1	4	PONTES Danielson	BRA	SB6	0.37	(1) 42.81	1:35.89 53.08	
2	5	SOARES Gledson	BRA	SB6	0.35	(2) 46.15	1:38.99 52.84	3.10
3	3	ALMEIDA Nélio	BRA	SB6	0.00	(3) 46.17	1:41.60 55.43	5.71
4	6	GONZALES MUGABURU Jose	PER	SB6	0.92	(4) 48.40	1:44.82 56.42	8.93
5	2	ESPINOZA Richard	VEN	SB6	1.04	(5) 56.30	2:00.60 1:04.30	24.71
6	7	TRISSINI Santi	VEN	SB6	0.55	(6) 1:05.43	2:19.65 1:14.22	43.76

Legend:

PR Panam Record R.T. Reaction time WR World record



Results

Resultados / Resultados

	Class	Record	Name	NPC	Location	Date
WORLD RECORD	SB7	1:22.77	KINDRED Sascha	GBR	Berlin	25 JUN 2005
	SB8	1:09.62	KALYNA Andriy	UKR	Durban	5 DEC 2006
PANAM RECORD	SB7	1:26.68	GARCIA-TOLSON Rudi	USA	Athens	21 SEP 2004
	SB8	1:20.09	PERRY Jarrett	USA	Athens	21 SEP 2004

Final

Event No: 82

Rank	Lane	Name	NPC Code	Class	R.T.	50m	Time	Time Behind
1	4	LAZO Facundo	ARG	SB8	0.34	(1) 37.82	1:21.01 43.19	
2	5	CHRISTENSEN Drew	CAN	SB8	0.88	(3) 43.65	1:30.65 47.00	9.64
3	3	ROSENDO Edilver	VEN	SB8	0.00	(2) 43.15	1:32.99 49.84	11.98
4	2	TAYLOR David	BAR	SB8	0.70	(5) 1:04.71	2:28.97 1:24.26	1:07.96
	6	MAZOTINI Isidoro	BRA	SB7	0.73		DSQ	

Legend:

DSQ Disqualified R.T. Reaction time



Results

Resultados / Resultados

	Record	Split	Name	NPC Code	Location	Date
WR	1:10.85		POLIN D	RUS	Durban	5 DEC 2006
PR	1:13.89		HUOT B	CAN	Edmonton	18 JUL 2003

Final

Event No: 84

Rank	Lane	Name	NPC Code	Class	R.T.	50m	Time	Time Behind
1	4	HUOT Benoît	CAN	SB9	0.26	(1) 35.34	1:15.37 40.03	
2	3	BUREAU Cody	USA	SB9	0.87	(2) 37.32	1:19.21 41.89	3.84
3	6	ESTEVES André	BRA	SB9	0.24	(5) 37.74	1:19.22 41.48	3.85
4	5	LUTKUS Jourdan	BRA	SB9	0.22	(4) 37.70	1:19.83 42.13	4.46
5	2	ALLUÉ GONZÁLEZ Reinier	CUB	SB9	0.68	(3) 37.44	1:21.17 43.73	5.80

Legend:

PR Panam Record R.T. Reaction time WR World record



Results

Resultados / Resultados

	Record	Split	Name	NPC Code	Location	Date
WR	1:10.53		MASHCHENKO O	UKR	Athens	20 SEP 2004
PR	1:17.90		MORGAN J	USA	Barcelona	4 SEP 1992

Final

Event No: 79

Rank	Lane	Name	NPC Code	Class	R.T.	50m	Time	Time Behind
1	4	AGUILAR León Adonis	CUB	SB11	0.44	(1) 39.29	1:23.09 43.80	
2	3	OLIVEIRA Felipe	BRA	SB11	0.00	(3) 44.91	1:35.95 51.04	12.86
3	6	MARTINEZ Vladimir	MEX	SB11	0.32	(4) 48.31	1:43.88 55.57	20.79
4	2	REYES GUADALUPE Erasto	MEX	SB11	0.79	(5) 52.85	1:49.74 56.89	26.65
	5	RIBEIRO Rodrigo	BRA	SB11	0.20		DSQ	

Legend:

DSQ Disqualified PR Panam Record R.T. Reaction time WR World record



Results

Resultados / Resultados

	Record	Split	Name	NPC Code	Location	Date
WR	1:09.64		PUNKO S	BLR	Durban	5 DEC 2006
PR	1:24.55		CANTERO Y	CUB	Quebec	7 AUG 2003

Final

Event No: 81

Rank	Lane	Name	NPC Code	Class	R.T.	50m	Time	Time Behind
1	4	SILVA Renato	BRA	SB12	0.26	(2) 39.05	1:19.98 40.93	PR
2	5	CANTERO CASTILLO Yuan	CUB	SB12	0.33	(1) 37.96	1:23.50 45.54	3.52
3	3	GONZALEZ Pedro	VEN	SB12	0.00	(3) 40.06	1:27.93 47.87	7.95
4	6	GONZALEZ Maximiliano	ARG	SB12	0.21	(4) 41.70	1:31.38 49.68	11.40
5	2	CRUZ LUJAN Kevin	MEX	SB12	0.27	(6) 47.80	1:43.35 55.55	23.37
	7	HANKERS Sefanja	SUR	SB12	0.69		DSQ	

Legend:

DSQ Disqualified PR Panam Record R.T. Reaction time WR World record



Parque Aquático (Autódromo)

Parque Aquático (Autódromo)
Parque Aquático (Autódromo)

15 AUG 2007
19:17

Swimming

Natación / Natação

Men's 100m Breaststroke – SB13

Hombres 100m Braza - SB13 / Masculino 100m Peito - SB13

Final

Final / Final

Results

Resultados / Resultados

	Record	Split	Name	NPC Code	Location	Date
WR	1:08.12		PEDERSEN N	NOR	Barcelona	4 SEP 1992
PR	1:14.89		EMMETT T	CAN	Minneapolis	13 JUN 1999

Final

Event No: 60

Rank	Lane	Name	NPC Code	Class	R.T.	50m	Time	Time Behind
1	4	FARREBERG Carlos	BRA	SB13	0.32	(1) 39.66	1:25.27 45.61	
2	5	GOTELL Devin	CAN	SB13	0.21	(2) 43.96	1:33.27 49.31	8.00

Legend:

PR Panam Record **R.T.** Reaction time **WR** World record



Parque Aquático (Autódromo)

Parque Aquático (Autódromo)
Parque Aquático (Autódromo)

16 AUG 2007
19:44

Swimming

Natación / Natação

Men's 50m Butterfly – S4

Hombres 50m Mariposa - S4 / Masculino 50m Borboleta - S4

Final

Final / Final

Results

Resultados / Resultados

	Class	Record	Name	NPC	Location	Date
WORLD RECORD	S4	44.41	SILVA Clodoaldo	BRA	Rio de Janeiro	16 AUG 2007
PANAM RECORD	S4	44.41	SILVA Clodoaldo	BRA	Rio de Janeiro	16 AUG 2007

Final

Event No: 86

Rank	Lane	Name	NPC Code	Class	R.T.	Time	Time Behind
1	4	SILVA Clodoaldo	BRA	S4	0.46	42.18	WR
2	5	REYES Juan	MEX	S4	0.00	48.53	6.35
3	3	CASTORENA Arnulfo	MEX	S4	0.55	56.64	14.46
4	6	SEO SOK Joon	BRA	S4	0.00	1:00.83	18.65

Legend:

R.T. Reaction time WR World record



Results

Resultados / Resultados

	Class	Record	Name	NPC	Location	Date
WORLD RECORD	S5	36.67	PERKINS Roy	USA	Durban	5 DEC 2006
	S6	32.47	LI Peng	CHN	Durban	7 DEC 2006
PANAM RECORD	S5	36.67	PERKINS Roy	USA	Berlin	5 DEC 2006
	S6	34.15	SILVA Luis	BRA	Sydney	21 OCT 2000

Final

Event No.125

Rank	Lane	Name	NPC Code	Class	R.T.	Time	Time Behind
1	3	DIAS Daniel	BRA	S5	0.56	37.02	
2	5	LIMA Adriano	BRA	S6	0.00	40.49	3.47
3	6	TRISSINI Santi	VEN	S6	0.52	47.19	10.17
4	2	FUENTES Moises	COL	S5	0.00	49.01	11.99
5	7	de la ROSA Amado	MEX	S6	0.36	56.04	19.02
6	8	OSORIO Omar	MEX	S5	0.76	1:16.23	39.21
	1	GALINDEZ Freddy	VEN	S6	0.00	DSQ	
	4	SILVA Luis	BRA	S6	0.44	DSQ	

Legend:

DSQ Disqualified R.T. Reaction time



Results Summary

Sumario de resultados / Resumo dos Resultados

	Class	Record	Name	NPC	Location	Date
WORLD RECORD	S5	36.67	PERKINS Roy	USA	Durban	5 DEC 2006
	S6	32.47	LI Peng	CHN	Durban	7 DEC 2006
PANAM RECORD	S5	36.67	PERKINS Roy	USA	Berlin	5 DEC 2006
	S6	34.15	SILVA Luis	BRA	Sydney	21 OCT 2000

Heats

Event No.125

Rank	Heat	Lane	Name	NPC Code	Class	R.T.	Time	Time Behind
1	2	4	SILVA Luis	BRA	S6	0.48	37.22	
2	2	5	LIMA Adriano	BRA	S6	0.00	37.90	0.68
3	1	4	DIAS Daniel	BRA	S5	0.66	39.63	2.41
4	2	6	TRISSINI Santi	VEN	S6	0.52	49.75	12.53
5	2	2	FUENTES Moises	COL	S5	0.00	49.83	12.61
6	1	5	de la ROSA Amado	MEX	S6	0.00	57.69	20.47
7	1	3	GALINDEZ Freddy	VEN	S6	0.89	1:10.95	33.73
8	1	6	OSORIO Omar	MEX	S5	0.73	1:17.28	40.06
	2	3	CASTILLO ÁLVAREZ Rafael	CUB	S6	0.79	DSQ	

Legend:

DSQ Disqualified R.T. Reaction time



Results

Resultados / Resultados

	Record	Name	NPC Code	Location	Date
WR	31.32	TIAN R	CHN	Athens	25 SEP 2004
PR	33.33	MEDEIROS J	BRA	Malta	4 NOV 1994

Final

Event No:127

Rank	Lane	Name	NPC Code	Class	R.T.	Time	Time Behind
1	4	ALMEIDA Nélio	BRA	S7	0.32	37.46	
2	6	MEDEIROS José	BRA	S7	0.72	38.80	1.34
3	5	DIONNE Alex	USA	S7	0.00	38.84	1.38
4	3	BARROS Joelson	BRA	S7	0.70	40.63	3.17

Legend:

PR Panam Record R.T. Reaction time WR World record



Results

Resultados / Resultados

	Class	Record	Name	NPC	Location	Date
WORLD RECORD	S8	1:01.53	WANG Xiaofu	CHN	Durban	3 DEC 2006
	S9	1:01.30	TAMAS Sors	HUN	Sheffield	19 MAY 2007
PANAM RECORD	S8	1:12.93	CHRISTENSEN Drew	CAN	Durban	3 DEC 2006
	S9	1:03.45	BARR Mark	USA	Durban	2 DEC 2006

Final

Event No: 43

Rank	Lane	Name	NPC Code	Class	R.T.	50m	Time	Time Behind
1	4	BUREAU Cody	USA	S9	0.27	(1) 30.12	1:04.18 34.06	
2	3	PROUT Michael	USA	S9	0.00	(2) 31.19	1:06.17 34.98	1.99
3	5	HALEY Andrew	CAN	S9	0.19	(3) 31.21	1:06.61 35.40	2.43
4	2	BRASIL Mauro	BRA	S9	0.27	(4) 31.44	1:11.15 39.71	6.97
5	6	DIAS Gonzalo	URU	S9	0.48	(5) 33.01	1:11.76 38.75	7.58
6	7	CHRISTENSEN Drew	CAN	S8	0.81	(6) 33.28	1:12.39 39.11	8.21PR
7	1	PULLEIRO Marco	ARG	S9	0.41	(7) 35.11	1:14.95 39.84	10.77
8	8	LAZO Facundo	ARG	S9	0.36	(8) 36.19	1:20.65 44.46	16.47

Legend:

PR Panam Record R.T. Reaction time



Results Summary

Sumario de resultados / Resumo dos Resultados

	Class	Record	Name	NPC	Location	Date
WORLD RECORD	S8	1:01.53	WANG Xiaofu	CHN	Durban	3 DEC 2006
	S9	1:01.30	TAMAS Sors	HUN	Sheffield	19 MAY 2007
PANAM RECORD	S8	1:12.93	CHRISTENSEN Drew	CAN	Durban	3 DEC 2006
	S9	1:03.45	BARR Mark	USA	Durban	2 DEC 2006

Heats

Event No: 43

Rank	Heat	Lane	Name	NPC Code	Class	R.T.	50m	Time	Time Behind
1	2	4	BUREAU Cody	USA	S9	0.28	(1) 31.43	1:06.90 35.47	
2	1	4	HALEY Andrew	CAN	S9	0.21	(1) 31.52	1:07.72 36.20	0.82
3	2	5	PROUT Michael	USA	S9	0.30	(2) 32.50	1:09.00 36.50	2.10
4	2	6	DIAS Gonzalo	URU	S9	0.69	(4) 34.01	1:13.04 39.03	6.14
5	1	5	BRASIL Mauro	BRA	S9	0.23	(2) 33.25	1:13.12 39.87	6.22
6	2	3	CHRISTENSEN Drew	CAN	S8	0.00	(3) 33.99	1:14.86 40.87	7.96
7	1	6	PULLEIRO Marco	ARG	S9	0.47	(4) 36.34	1:15.06 38.72	8.16
8	1	3	LAZO Facundo	ARG	S9	0.00	(3) 36.28	1:21.82 45.54	14.92
9	1	2	MAZOTININI Isidoro	BRA	S8		(5) 42.27	1:42.22 59.95	35.32
	2	2	AMEZQUITA Santiago	COL	S9	0.40		DSQ	

Legend:

DSQ Disqualified R.T. Reaction time



Results

Resultados / Resultados

	Record	Split	Name	NPC Code	Location	Date
WR	58.00		ESTEVES A	BRA	Durban	2 DEC 2006
PR	58.00		ESTEVES A	BRA	Durban	2 DEC 2006

Final

Event No: 6

Rank	Lane	Name	NPC Code	Class	R.T.	50m	Time	Time Behind
1	4	ESTEVES André	BRA	S10	0.21	(1) 26.76	57.55 30.79	WR
2	5	HUOT Benoît	CAN	S10	0.22	(2) 27.90	59.57 31.67	2.02
3	3	COLLET Marcelo	BRA	S10	0.00	(3) 30.03	1:06.78 36.75	9.23
4	6	MAITA Placido	VEN	S10	0.19	(4) 31.36	1:07.41 36.05	9.86
5	2	FERNANDEZ Luis	CRC	S10	0.27	(5) 33.54	1:15.98 42.44	18.43

Legend:

PR Panam Record R.T. Reaction time WR World record



Results Summary

Sumario de resultados / Resumo dos Resultados

	Record	Split	Name	NPC Code	Location	Date
WR	58.00		ESTEVES A	BRA	Durban	2 DEC 2006
PR	58.00		ESTEVES A	BRA	Durban	2 DEC 2006

Heats

Event No: 6

Rank	Heat	Lane	Name	NPC Code	Class	R.T.	50m	Time	Time Behind
1	1	4	ESTEVES André	BRA	S10	0.21	(1) 28.14	1:01.08 32.94	
2	1	5	HUOT Benoît	CAN	S10	0.19	(2) 28.73	1:02.09 33.36	1.01
3	1	3	COLLET Marcelo	BRA	S10	0.00	(4) 30.71	1:07.89 37.18	6.81
4	1	2	MAITA Placido	VEN	S10	0.18	(3) 30.31	1:09.80 39.49	8.72
5	1	6	FERNANDEZ Luis	CRC	S10	0.30	(5) 32.55	1:14.15 41.60	13.07

Legend:

PR Panam Record R.T. Reaction time WR World record



Results

Resultados / Resultados

	Record	Split	Name	NPC Code	Location	Date
WR	1:03.50		MORGAN J	USA	Barcelona	8 SEP 1992
PR	1:03.50		MORGAN J	USA	Barcelona	8 SEP 1992

Final

Event No: 59

Rank	Lane	Name	NPC Code	Class	R.T.	50m	Time	Time Behind
1	4	TILDESLEY Donovan	CAN	S11	0.34	(1) 32.76	1:10.82 38.06	
2	5	AGUILAR León Adonis	CUB	S11	0.34	(2) 34.59	1:19.60 45.01	8.78
3	3	MENEGHETTI André	BRA	S11	0.00	(3) 35.35	1:21.03 45.68	10.21
4	2	OLIVEIRA Felipe	BRA	S11	0.23	(4) 36.64	1:21.31 44.67	10.49
5	6	MARTINEZ Vladimir	MEX	S11	0.26	(5) 37.74	1:22.29 44.55	11.47
6	7	MUJICA Gustavo	VEN	S11	0.47	(6) 45.39	1:34.01 48.62	23.19

Legend:

PR Panam Record R.T. Reaction time WR World record



Results

Resultados / Resultados

	Class	Record	Name	NPC	Location	Date
WORLD RECORD	S12	58.63	MAKARAU Raman	BLR	Berlin	27 MAY 2007
	S13	59.06	TAIGANIDIS Charalampos	GRE	Esbjerg	12 MAR 2005
PANAM RECORD	S12	1:04.15	MORGAN John	USA	Barcelona	8 SEP 1992
	S13	1:00.51	MORGAN John	USA	New York	10 JUN 1984

Final

Event No: 66

Rank	Lane	Name	NPC Code	Class	R.T.	50m	Time	Time Behind
1	4	HILL Brian	CAN	S13	0.28	(1) 28.30	1:02.15 33.85	
2	5	MORALES NIEBLA Dieter	CUB	S12	0.30	(2) 30.77	1:07.67 36.90	5.52
3	3	NETO Gilberto	BRA	S13	0.00	(3) 32.53	1:09.07 36.54	6.92
4	7	GOTELL Devin	CAN	S13	0.23	(5) 33.26	1:12.40 39.14	10.25
5	6	FARREBERG Carlos	BRA	S13	0.26	(4) 32.79	1:12.73 39.94	10.58
6	1	OTERO Miguel	COL	S12	0.00	(8) 36.69	1:17.38 40.69	15.23
7	8	CRUZ LUJAN Kevin	MEX	S12	0.84	(7) 36.02	1:20.82 44.80	18.67
8	2	GONZALEZ Pedro	VEN	S12	0.54	(6) 35.69	1:23.83 48.14	21.68

Legend:

R.T. Reaction time



Results Summary

Sumario de resultados / Resumo dos Resultados

	Class	Record	Name	NPC	Location	Date
WORLD RECORD	S12	58.63	MAKARAU Raman	BLR	Berlin	27 MAY 2007
	S13	59.06	TAIGANIDIS Charalampos	GRE	Esbjerg	12 MAR 2005
PANAM RECORD	S12	1:04.15	MORGAN John	USA	Barcelona	8 SEP 1992
	S13	1:00.51	MORGAN John	USA	New York	10 JUN 1984

Heats

Event No: 66

Rank	Heat	Lane	Name	NPC Code	Class	R.T.	50m	Time	Time Behind
1	2	4	HILL Brian	CAN	S13	0.25	(1) 28.16	1:01.08 32.92	
2	1	4	MORALES NIEBLA Dieter	CUB	S12	0.35	(1) 31.20	1:09.18 37.98	8.10
3	2	5	NETO Gilberto	BRA	S13	0.54	(3) 33.23	1:11.81 38.58	10.73
4	1	6	FARREBERG Carlos	BRA	S13	0.34	(2) 33.24	1:13.28 40.04	12.20
5	2	6	GONZALEZ Pedro	VEN	S12	0.44	(2) 32.50	1:13.92 41.42	12.84
6	1	3	GOTELL Devin	CAN	S13	0.00	(3) 37.60	1:19.24 41.64	18.16
7	2	3	OTERO Miguel	COL	S12	0.00	(4) 36.20	1:19.92 43.72	18.84
8	2	2	CRUZ LUJAN Kevin	MEX	S12	0.26	(5) 37.04	1:20.33 43.29	19.25
9	1	5	RANGEL David	VEN	S13	0.55	(4) 39.03	1:24.67 45.64	23.59

Legend:

R.T. Reaction time



Results

Resultados / Resultados

	Class	Record	Name	NPC	Location	Date
WORLD RECORD	SM3	3:00.50	DU Jianping	CHN	Athens	26 SEP 2004
PANAM RECORD	SM3	3:04.16	CASTORENA Arnulfo	MEX	Athens	26 SEP 2004

Final

Event No: 36

Rank	Lane	Name	NPC Code	Class	R.T.	50m	100m	Time	Time Behind
1	4	REYES Juan	MEX	SM3	0.00	(1) 45.06	(1) 2:14.57 1:29.51	3:12.01 57.44	
2	5	CASTORENA Arnulfo	MEX	SM3	0.00	(3) 1:13.31	(2) 2:22.07 1:08.76	3:22.49 1:00.42	10.48
3	3	ANDRADE Genezi	BRA	SM3	0.00	(2) 59.75	(3) 2:23.76 1:24.01	3:35.09 1:11.33	23.08
4	6	ALVES Anselmo	BRA	SM3	0.00	(4) 1:16.20	(4) 3:04.31 1:48.11	4:47.03 1:42.72	1:35.02

Legend:

R.T. Reaction time



Results

Resultados / Resultados

	Record	Splits	Name	NPC Code	Location	Date
WR	2:34.77		TORRES X	ESP	Mar del Plata	11 DEC 2002
PR	2:39.15		SILVA C	BRA	Athens	26 SEP 2004

Final

Event No: 37

Rank	Lane	Name	NPC Code	Class	R.T.	50m	100m	Time	Time Behind
1	4	SILVA Clodoaldo	BRA	SM4	0.00	(1) 50.44	(1) 1:50.17 59.73	2:32.57 42.40	WR
2	5	RAMIREZ Sebastian	ARG	SM4	0.00	(3) 51.99	(2) 2:03.23 1:11.24	3:00.45 57.22	27.88
3	3	BATISTA Moisés	BRA	SM4	0.00	(2) 51.78	(3) 2:13.35 1:21.57	3:11.21 57.86	38.64
4	6	FERNANDES Rosival	BRA	SM4	0.00	(4) 1:05.97	(4) 2:24.51 1:18.54	3:36.90 1:12.39	1:04.33

Legend:

PR Panam Record R.T. Reaction time WR World record



Results

Resultados / Resultados

	Class	Record	Name	NPC	Location	Date
WORLD RECORD	SM5	3:02.88	DIAS Daniel	BRA	Durban	2 DEC 2006
	SM6	2:46.20	KINDRED Sascha	GBR	Durban	6 DEC 2006
PANAM RECORD	SM5	3:02.88	DIAS Daniel	BRA	Durban	2 DEC 2006
	SM6	3:03.45	LIMA Adriano	BRA	Mar del Plata	14 DEC 2002

Final									Event No:107	
Rank	Lane	Name	NPC Code	Class	R.T.	50m	100m	150m	Time	Time Behind
1	4	LIMA Adriano	BRA	SM6	0.89	(1) 38.58	(1) 1:32.88 54.30	(1) 2:31.45 58.57	3:12.42 40.97	
2	5	VASCONCELOS Ivanildo	BRA	SM5	0.00	(4) 55.54	(2) 1:45.39 49.85	(2) 2:42.24 56.85	3:33.98 51.74	21.56
3	3	SILVA Alejandro	MEX	SM6	0.00	(3) 52.62	(3) 1:52.05 59.43	(3) 2:53.26 1:01.21	3:48.47 55.21	36.05
4	6	TRISSINI Santi	VEN	SM6	0.54	(2) 50.15	(5) 2:00.89 1:10.74	(4) 3:14.66 1:13.77	4:08.34 53.68	55.92
5	2	de la ROSA Amado	MEX	SM6	0.44	(5) 56.94	(4) 1:59.48 1:02.54	(5) 3:17.49 1:18.01	4:11.56 54.07	59.14

Legend:

R.T. Reaction time



Results

Resultados / Resultados

	Class	Record	Name	NPC	Location	Date
WORLD RECORD	SM7	2:42.20	GARCIA-TOLSON Rudi	USA	Athens	19 SEP 2004
	SM8	2:25.74	WANG Xiaofu	CHN	Durban	4 DEC 2006
PANAM RECORD	SM7	2:42.18	GARCIA-TOLSON Rudi	USA	Berlin	26 MAY 2007
	SM8	2:39.79	MOHR Travis	USA	Athens	23 SEP 2004

Final

Event No: 53

Rank	Lane	Name	NPC Code	Class	R.T.	50m	100m	150m	Time	Time Behind
1	4	CHRISTENSEN Drew	CAN	SM8	0.79	(1) 33.28	(1) 1:15.62 42.34	(1) 2:04.93 49.31	2:43.11 38.18	
2	5	SOARES Gledson	BRA	SM7	0.44	(3) 38.47	(4) 1:23.36 44.89	(2) 2:19.01 55.65	3:00.10 41.09	16.99
3	3	MAZGA Tom	USA	SM8	0.00	(4) 40.03	(3) 1:22.79 42.76	(4) 2:24.64 1:01.85	3:03.17 38.53	20.06
4	6	ALMEIDA Nélio	BRA	SM7	0.48	(2) 37.46	(2) 1:22.05 44.59	(3) 2:20.00 57.95	3:03.25 43.25	20.14
5	2	VIEIRA Alex	BRA	SM7	0.40	(5) 40.26	(5) 1:26.00 45.74	(5) 2:28.47 1:02.47	3:16.11 47.64	33.00
6	7	DIONNE Alex	USA	SM7	0.57	(6) 41.15	(6) 1:30.39 49.24	(6) 2:41.44 1:11.05	3:22.33 40.89	39.22

Legend:

R.T. Reaction time



Results

Resultados / Resultados

	Record	Splits			Name	NPC Code	Location	Date
WR	2:18.40				COWDREY M	AUS	Melbourne	31 JAN 2006
PR	2:23.12				PROUT M	USA	Durban	5 DEC 2006

Final										Event No: 70
Rank	Lane	Name	NPC Code	Class	R.T.	50m	100m	150m	Time	Time Behind
1	4	PROUT Michael	USA	SM9	0.36	(2) 30.85	(1) 1:07.07 36.22	(1) 1:51.00 43.93	2:24.45 33.45	
2	5	BUREAU Cody	USA	SM9	0.37	(1) 30.64	(2) 1:08.67 38.03	(2) 1:53.74 45.07	2:29.87 36.13	5.42
3	3	HALEY Andrew	CAN	SM9	0.00	(3) 31.36	(3) 1:10.66 39.30	(3) 1:57.54 46.88	2:33.09 35.55	8.64
4	6	SALES Bradley	CAN	SM9	0.44	(4) 33.47	(4) 1:11.26 37.79	(4) 2:01.73 50.47	2:37.58 35.85	13.13
5	7	PULLEIRO Marco	ARG	SM9	0.38	(6) 35.51	(6) 1:17.51 42.00	(6) 2:12.26 54.75	2:52.07 39.81	27.62
6	1	AMEZQUITA Santiago	COL	SM9	0.47	(7) 36.51	(7) 1:18.59 42.08	(7) 2:24.64 1:06.05	3:03.64 39.00	39.19
	2	DIAS Gonzalo	URU	SM9	0.52				DSQ	

Legend:

DSQ Disqualified **PR** Panam Record **R.T.** Reaction time **WR** World record



Results

Resultados / Resultados

	Record	Splits			Name	NPC Code	Location	Date
WR	2:15.70				HUOT B	CAN	Mar del Plata	13 DEC 2002
PR	2:15.70				HUOT B	CAN	Mar del Plata	13 DEC 2002

Final										Event No: 72
Rank	Lane	Name	NPC Code	Class	R.T.	50m	100m	150m	Time	Time Behind
1	4	HUOT Benoît	CAN	SM10	0.24	(2) 28.42	(2) 1:04.04 35.62	(1) 1:44.10 40.06	2:14.57 30.47	WR
2	3	LUTKUS Jourdan	BRA	SM10	0.00	(3) 30.95	(3) 1:10.22 39.27	(3) 1:54.42 44.20	2:30.85 36.43	16.28
3	2	MENDOZA Giovanni	MEX	SM10	0.30	(5) 33.86	(5) 1:17.46 43.60	(4) 2:09.03 51.57	2:47.04 38.01	32.47
	5	ESTEVES André	BRA	SM10	0.21				DSQ	
	6	FERNANDEZ Luis	CRC	SM10	0.26				DSQ	

Legend:

DSQ Disqualified PR Panam Record R.T. Reaction time WR World record



Results

Resultados / Resultados

	Record	Splits			Name	NPC Code	Location	Date
WR	2:22.97				MORGAN J	USA	Barcelona	5 SEP 1992
PR	2:22.97				MORGAN J	USA	Barcelona	5 SEP 1992

Final									Event No:101	
Rank	Lane	Name	NPC Code	Class	R.T.	50m	100m	150m	Time	Time Behind
1	4	TILDESLEY Donovan	CAN	SM11	0.32	(2) 35.39	(1) 1:13.96 38.57	(1) 1:59.07 45.11	2:34.53 35.46	
2	6	AGUILAR León Adonis	CUB	SM11	0.46	(1) 34.65	(3) 1:26.93 52.28	(2) 2:13.44 46.51	2:53.68 40.24	19.15
3	3	MARTINEZ Vladimir	MEX	SM11	0.00	(4) 38.63	(4) 1:27.30 48.67	(3) 2:20.75 53.45	3:02.25 41.50	27.72
4	5	OLIVEIRA Felipe	BRA	SM11	0.21	(3) 36.90	(2) 1:26.05 49.15	(4) 2:25.37 59.32	3:07.52 42.15	32.99

Legend:

PR Panam Record R.T. Reaction time WR World record



Results

Resultados / Resultados

	Record	Splits			Name	NPC Code	Location	Date
WR	2:14.42				PUNKO S	BLR	Athens	22 SEP 2004
PR	2:24.11				MORGAN J	USA	New York	22 JUN 1984

Final								Event No:102		
Rank	Lane	Name	NPC Code	Class	R.T.	50m	100m	150m	Time	Time Behind
1	4	MORALES NIEBLA Dieter	CUB	SM12	0.26	(1) 30.75	(1) 1:13.60 42.85	(1) 2:06.60 53.00	2:43.49	
2	5	OTERO Miguel	COL	SM12	0.00	(2) 36.41	(2) 1:22.45 46.04	(2) 2:11.05 48.60	2:45.37	1.88
3	3	CRUZ LUJAN Kevin	MEX	SM12	0.00	(3) 36.50	(3) 1:23.99 47.49	(3) 2:17.70 53.71	2:59.89	16.40

Legend:

PR Panam Record R.T. Reaction time WR World record



Results

Resultados / Resultados

	Record	Splits			Name	NPC Code	Location	Date
WR	2:18.82				TAIGANIDIS C	GRE	Durban	2 DEC 2006
PR	2:19.83				WU W	CAN	Malta	4 NOV 1994

Final

Event No: 13

Rank	Lane	Name	NPC Code	Class	R.T.	50m	100m	150m	Time	Time Behind
1	4	HILL Brian	CAN	SM13	0.25	(1) 29.26	(1) 1:05.34 36.08	(1) 1:52.26 46.92	2:27.12 34.86	
2	5	FARREBERG Carlos	BRA	SM13	0.35	(2) 32.62	(2) 1:13.76 41.14	(2) 2:01.54 47.78	2:35.37 33.83	8.25
3	3	GOTELL Devin	CAN	SM13	0.00	(5) 35.50	(4) 1:15.86 40.36	(3) 2:04.43 48.57	2:39.35 34.92	12.23
4	6	NETO Gilberto	BRA	SM13	0.75	(3) 34.11	(3) 1:15.62 41.51	(4) 2:09.66 54.04	2:49.67 40.01	22.55
5	2	RANGEL David	VEN	SM13	0.26	(4) 34.23	(5) 1:21.98 47.75	(5) 2:22.79 1:00.81	3:07.72 44.93	40.60

Legend:

PR Panam Record R.T. Reaction time WR World record



Results Summary

Sumario de resultados / Resumo dos Resultados

	Record	Splits			Name	NPC Code	Location	Date
WR	2:18.82				TAIGANIDIS C	GRE	Durban	2 DEC 2006
PR	2:19.83				WU W	CAN	Malta	4 NOV 1994

Heats

Event No: 13

Rank	Heat	Lane	Name	NPC Code	Class	R.T.	50m	100m	150m	Time	Time Behind
1	1	4	HILL Brian	CAN	SM13	0.30	(1) 29.34	(1) 1:07.35 38.01	(1) 1:53.61 46.26	2:28.18 34.57	
2	1	6	FARREBERG Carlos	BRA	SM13	0.30	(3) 32.69	(2) 1:14.80 42.11	(2) 2:03.58 48.78	2:38.74 35.16	10.56
3	1	5	GOTELL Devin	CAN	SM13	0.27	(4) 36.47	(4) 1:16.13 39.66	(3) 2:05.39 49.26	2:39.31 33.92	11.13
4	1	3	NETO Gilberto	BRA	SM13	0.00	(2) 32.05	(3) 1:15.40 43.35	(4) 2:10.20 54.80	2:52.21 42.01	24.03
5	1	2	RANGEL David	VEN	SM13	0.28	(5) 37.36	(5) 1:27.46 50.10	(5) 2:25.48 58.02	3:10.42 44.94	42.24

Legend:

PR Panam Record R.T. Reaction time WR World record



Results

Resultados / Resultados

	Record	Splits			NPC (Relay)	Location	Date
WR	2:21.89				2:21.89 ESP-SPAIN	Durban	4 DEC 2006
PR	2:32.34				2:32.34 BRA-BRAZIL	Athens	29 SEP 2004

Final

Event No: 62

Rank	Lane	NOC	Name	M. C.	R.T.	50m	Time	Time Behind
1	5	BRAZIL					2:32.84	
			SILVA Clodoaldo	S4	0.44	35.39	(1) 35.39	
			LIMA Adriano	S6		33.21	(1)1:08.60	
			DIAS Daniel	S5		34.70	(1)1:43.30	
			BATISTA Moisés	S5		49.54	(1)2:32.84	
2	4	MEXICO					3:06.07	33.23
			REYES Juan	S4	0.76	42.97	(2) 42.97	
			CASTORENA Arnulfo	S4		51.72	(2)1:34.69	
			de la ROSA Amado	S6		29.06	(2)2:03.75	
			NUÑEZ Alfonso	S5		1:02.32	(2)3:06.07	

Legend:

PR Panam Record R.T. Reaction time WR World record



Results

Resultados / Resultados

	Record	Splits						NPC (Relay)	Location	Date	
WR	3:45.97							3:45.97	UKR-UKRAINE	Athens	23 SEP 2004
PR	4:39.77							4:39.77	BRA-BRAZIL	Mar del Plata	10 DEC 2002

Final

Event No: 20

Rank	Lane	NOC	Name	M. C.	R.T.	50m	100m	Time	Time Behind
1	3	BRAZIL	RIBEIRO Rodrigo SILVA Renato NETO Gilberto FARREBERG Carlos	S11 0.00 S12 0.00 S13 0.00 S13 0.00		31.36 32.23 32.17 28.08	1:06.25 1:07.23 1:08.91 59.26	(1)1:06.25 (1)2:13.48 (1)3:22.39 (1)4:21.65	PR
2	5	VENEZUELA	MUJICA Gustavo GONZALEZ Pedro RANGEL David GONZALEZ Luis	S11 0.34 S12 1.12 S13-0.03 S12 0.53		38.50 33.74 30.11 34.49	1:23.84 1:11.87 1:04.51 1:15.73	(3)1:23.84 (3)2:35.71 (2)3:40.22 (2)4:55.95	34.30
3	4	MEXICO	MARTINEZ Vladimir MORA Efrain REYES GUADALUPE Erasto CAMPOS Jorge Arcadio	S11 0.32 S11 0.60 S11 0.37 S12 0.13		34.86 35.39 36.36 34.90	1:13.53 1:18.51 1:20.67 1:13.27	(2)1:13.53 (2)2:32.04 (3)3:52.71 (3)5:05.98	44.33

Legend:

PR Panam Record R.T. Reaction time WR World record



Results

Resultados / Resultados

	Record	Splits			NPC (Relay)	Location	Date
WR	2:36.32			2:36.32	BRA-BRAZIL	Durban	7 DEC 2006
PR	2:36.32			2:36.32	BRA-BRAZIL	Durban	7 DEC 2006

Final

Event No:133

Rank	Lane	NOC	Name	M. C.	R.T.	50m	Time	Time Behind
1	4	MEXICO					3:04.08	
			REYES Juan	S4		44.90	(3) 44.90	
			CASTORENA Arnulfo	SB2		58.16	(3)1:43.06	
			MENDOZA Giovanni	S10		0.00	(1)1:37.97	
			CUEVAS Raul	S4		1:26.11	(1)3:04.08	
2	5	ARGENTINA					3:25.03	20.95
			PASTORE Diego	S6		42.15	(2) 42.15	
			RAMIREZ Sebastian	SB4		39.70	(1)1:21.85	
			QUASSI Ariel	S5		27.81	(2)1:49.66	
			ARZUBIALDE Alejandro	S5		1:35.37	(2)3:25.03	
6		BRAZIL					DSQ	
			DIAS Daniel	S5		37.43		
			LIMA Adriano	SB5		44.93		
			SILVA Luis	S6		36.65		
			SILVA Clodoaldo	S4				
3		VENEZUELA					DSQ	
			ATIENZO Vladimir	S6		1:01.57		
			CHIRINOS OVALLES Mark	SB2		1:42.35		
			TRISSINI Santi	S6		46.55		
			FARIAS Juan	S6				

Legend:

PR Panam Record R.T. Reaction time WR World record



Results

Resultados / Resultados

	Record	Splits						NPC (Relay)	Location	Date
WR	4:22.09						4:22.09	AUS-AUSTRALIA	Durban	4 DEC 2006
PR	4:32.39						4:32.39	CAN-CANADA	Sydney	28 OCT 2000

Final

Event No: 64

Rank	Lane	NOC	Name	M. C.	R.T.	50m	100m	Time	Time Behind
1	5	BRAZIL						4:35.40	
			DIAS Daniel	S5	0.80	37.95	1:17.74	(2)1:17.74	
			LUTKUS Jourdan	SB9	0.05	36.05	1:20.21	(2)2:37.95	
			ESTEVES André	S10	0.00	26.65	58.81	(1)3:36.76	
			COLLET Marcelo	S10	0.45	28.02	58.64	(1)4:35.40	
2	6	ARGENTINA						4:52.39	16.99
			MARRO Guillermo	S7	0.95	36.33	1:14.95	(1)1:14.95	
			LAZO Facundo	SB8	0.41	37.50	1:20.73	(1)2:35.68	
			PULLEIRO Marco	S9	0.02	35.04	1:14.11	(3)3:49.79	
			ROSATTI Juan Pablo	S9	-0.26	29.37	1:02.60	(2)4:52.39	
3	4	UNITED STATES of AMERICA						5:00.29	24.89
			MIAZGA Tom	S8	0.80	38.70	1:19.08	(3)1:19.08	
			BUREAU Cody	SB9	0.00	37.06	1:19.93	(3)2:39.01	
			PROUT Michael	S9	0.20	29.92	1:05.20	(2)3:44.21	
			DIONNE Alex	S7	0.17	35.98	1:16.08	(3)5:00.29	
4	2	VENEZUELA						5:44.07	1:08.67
			OROPEZA Miguel	S8	1.13	42.25	1:27.60	(4)1:27.60	
			ROSENDO Edilver	SB8	-0.02	41.80	1:34.64	(4)3:02.24	
			MAITA Placido	S10	0.08	31.10	1:09.10	(4)4:11.34	
			ESPINOZA Richard		0.78	43.46	1:32.73	(4)5:44.07	
5	3	MEXICO						6:18.11	1:42.71
			PÉREZ Enrique	S7	0.74	45.81	1:34.52	(5)1:34.52	
			SILVA Alejandro	SB5	0.00	52.34	1:53.29	(5)3:27.81	
			MENDOZA Giovanni	S10	0.00	34.16	1:15.39	(5)4:43.20	
			de la ROSA Amado	S6	0.00	44.93	1:34.91	(5)6:18.11	

Legend:

PR Panam Record R.T. Reaction time WR World record



Results

Resultados / Resultados

Record	Splits						NPC (Relay)	Location	Date
WR 4:07.14							4:07.14 UKR-UKRAINE	Durban	4 DEC 2006

Final

Event No: 88

Rank	Lane	NOC	Name	M. C.	R.T.	50m	100m	Time	Time Behind
1	4	BRAZIL						5:16.93	
			OLIVEIRA Felipe	S11	0.79	39.20	1:25.22	(1)1:25.22	
			SILVA Renato	SB120	.89	41.81	1:28.00	(1)2:53.22	
			NETO Gilberto	S13	0.83	37.35	1:24.11	(1)4:17.33	
			FARREBERG Carlos	S13-0	.03	28.08	59.60	(1)5:16.93	
5		VENEZUELA						DSQ	
			GONZALEZ Pedro	S12	0.78	42.30	1:31.86		
			MUJICA Gustavo	SB111	.26	48.31	1:43.05		
			RANGEL David	S13	0.43	40.51	1:27.56		
			GONZALEZ Luis	S12	1.15				

Legend:

R.T. Reaction time WR World record



Record Broken By Event

Récords batidos por prueba / Recordes Quebrados por Evento

As of 18 AUG 2007

Event	Phase	Name	NPC Code	Time	Record Type
Women's 400m Freestyle – S9	Final	DIXON Stephanie	CAN	4:44.18	PR
Women's 400m Freestyle – S13	Final	GRAND MAISON Valérie	CAN	4:36.51	PR
	Final	GRAND MAISON Valérie	CAN	4:36.51	WR
Women's 100m Breaststroke – SB5	Heat 1	DURAN Consuelo	MEX	2:28.76	PR
Women's 50m Backstroke – S5	Final	PORRAS Nadia	MEX	58.75	PR
Men's 50m Freestyle - S4	Final	SILVA Clodoaldo	BRA	34.69	PR
	Final	SILVA Clodoaldo	BRA	34.69	WR
Men's 50m Freestyle - S5	Heat 2	DIAS Daniel	BRA	36.21	PR
	Final	DIAS Daniel	BRA	34.24	PR
Men's 50m Freestyle - S10	Final	ESTEVEVES André	BRA	24.07	PR
	Final	ESTEVEVES André	BRA	24.07	WR
Men's 50m Freestyle - S3	Final	EULERT Jaime	PER	48.70	PR
Men's 100m Freestyle – S4	Final	SILVA Clodoaldo	BRA	1:16.99	PR
	Final	SILVA Clodoaldo	BRA	1:16.99	WR
Men's 100m Freestyle – S5	Final	DIAS Daniel	BRA	1:13.60	PR
Men's 100m Freestyle – S8	Heat 1	CHRISTENSEN Drew	CAN	1:05.83	PR
Men's 100m Freestyle – S10	Final	ESTEVEVES André	BRA	52.35	PR
	Final	ESTEVEVES André	BRA	52.35	WR
Men's 100m Freestyle – S3	Heat 1	EULERT Jaime	PER	1:58.04	PR
Men's 200m Freestyle – S5	Heat 1	DIAS Daniel	BRA	2:46.14	PR
	Final	DIAS Daniel	BRA	2:37.72	PR
	Final	DIAS Daniel	BRA	2:37.72	WR
Men's 200m Freestyle – S4	Heat 1	SILVA Clodoaldo	BRA	2:51.81	PR
	Final	SILVA Clodoaldo	BRA	2:50.30	PR
	Heat 1	SILVA Clodoaldo	BRA	2:51.81	WR
	Final	SILVA Clodoaldo	BRA	2:50.30	WR
Men's 400m Freestyle – S6	Final	LIMA Adriano	BRA	5:26.09	PR
Men's 50m Butterfly – S4	Heat 1	SILVA Clodoaldo	BRA	44.41	PR
	Final	SILVA Clodoaldo	BRA	42.18	PR
	Heat 1	SILVA Clodoaldo	BRA	44.41	WR
	Final	SILVA Clodoaldo	BRA	42.18	WR
Men's 100m Butterfly – S8	Final	CHRISTENSEN Drew	CAN	1:12.39	PR
Men's 100m Butterfly – S10	Final	ESTEVEVES André	BRA	57.55	PR
	Final	ESTEVEVES André	BRA	57.55	WR
Men's 50m Breaststroke – SB3	Heat 1	SILVA Clodoaldo	BRA	54.03	PR
	Final	SILVA Clodoaldo	BRA	52.86	PR
Men's 100m Breaststroke – SB4	Final	DIAS Daniel	BRA	1:42.75	PR
Men's 100m Breaststroke – SB12	Final	SILVA Renato	BRA	1:19.98	PR
Men's 50m Backstroke – S4	Final	REYES Juan	MEX	45.11	PR
	Final	REYES Juan	MEX	45.11	WR



Record Broken By Event

Récords batidos por prueba / Recordes Quebrados por Evento

As of 18 AUG 2007

Event	Phase	Name	NPC Code	Time	Record Type
Men's 50m Backstroke – S5	Final	DIAS Daniel	BRA	37.08	PR
Men's 100m Backstroke – S7	Final	MARRO Guillermo	ARG	1:15.78	PR
Men's 100m Backstroke – S10	Final	HUOT Benoît	CAN	1:02.88	PR
Men's 100m Backstroke – S12	Final	GONZALEZ Ignacio	ARG	1:12.48	PR
Men's 150m Individual Medley – SM4	Final	SILVA Clodoaldo	BRA	2:32.57	PR
	Final	SILVA Clodoaldo	BRA	2:32.57	WR
Men's 200m Individual Medley – SM10	Final	HUOT Benoît	CAN	2:14.57	PR
	Final	HUOT Benoît	CAN	2:14.57	WR
Men's 4x100m Free – 49 Pts (Trial)	Final	BRAZIL	BRA	4:21.65	PR
Men's 4x50m Medley – 20 Points	Final	BRAZIL	BRA	2:33.59	PR
	Final	BRAZIL	BRA	2:33.59	WR

Legend:

PR Panam Record **WR** World record



Tênis de Mesa
Tenis de Mesa
Table Tennis





Medallists

Medallistas / Medalhistas

TUE 14 AUG 2007

Medal	Name	Class	NPC
GOLD	TRUJILLO YERO Isbel	1	CUB - Cuba
SILVER	FERNÁNDEZ Yunier	1	CUB - Cuba
BRONZE	MASLUP Carlos	1	ARG - Argentina



Medallists

Medallistas / Medalhistas

WED 15 AUG 2007

Medal	Name	Class	NPC
GOLD	ESPÍNDOLA Iranildo	2	BRA - Brazil
SILVER	KOVALSKI Hemerson	2	BRA - Brazil
BRONZE	MARIÑO Leonardo	2	ARG - Argentina



Medallists

Medallistas / Medalhistas

WED 15 AUG 2007

Medal	Name	Class	NPC
GOLD	DA SILVA Luiz Algacir	3	BRA - Brazil
SILVER	KNAF Welder	3	BRA - Brazil
BRONZE	SÁNCHEZ Jesús	3	MEX - Mexico



Medallists

Medallistas / Medalhistas

WED 15 AUG 2007

Medal	Name	Class	NPC
GOLD	SEGATTO Claudiomiro	C5	BRA - Brazil
SILVER	RODRIGUEZ Daniel	C5	ARG - Argentina
BRONZE	ANK Alexandre	4	BRA - Brazil



Medallists

Medallistas / Medalhistas

TUE 14 AUG 2007

Medal	Name	Class	NPC
GOLD	DI FRANCO MICHEL Carlo	6	BRA - Brazil
SILVER	ARGUELLO GARCIA Domingo	6	CRC - Costa Rica
BRONZE	MEDINA Luiz	6	BRA - Brazil



Medallists

Medallistas / Medalhistas

WED 15 AUG 2007

Medal	Name	Class	NPC
GOLD	SEIDENFELD Mitchell	7	USA - United States of America
SILVER	LIMA Cristovan	7	BRA - Brazil
BRONZE	BASS Norman	7	USA - United States of America



Medallists

Medallistas / Medalhistas

WED 15 AUG 2007

Medal	Name	Class	NPC
GOLD	LEIBOVITZ Tahl	8	USA - United States of America
SILVER	KENT Ian	8	CAN - Canada
BRONZE	LO Wayne	8	USA - United States of America



Medallists

Medallistas / Medalhistas

WED 15 AUG 2007

Medal	Name	Class	NPC
GOLD	MANSO SALAZAR Erich	C10	CUB - Cuba
SILVER	ALMEIDA Willian	C10	BRA - Brazil
BRONZE	PINHEIRO Edmilson	C9	BRA - Brazil



Medallists

Medallistas / Medalhistas

SAT 18 AUG 2007

Medal	NPC	Class	Name
GOLD	BRA - Brazil	2,1	ESPÍNDOLA Iranildo SALES Francisco KOVALSKI Hemerson
SILVER	CUB - Cuba	1	FERNÁNDEZ Yunier TRUJILLO YERO Isbel
BRONZE	VEN - Venezuela	2,1	ROJAS Jiovanny TIRADO Jesus



Medallists

Medallistas / Medalhistas

SAT 18 AUG 2007

Medal	NPC	Class	Name
GOLD	BRA - Brazil	3	SILVA Jocerlei DA SILVA Luiz Algacir KNAF Welder
SILVER	MEX - Mexico	3,1,3	SÁNCHEZ Eduardo VEGA Erasmo SÁNCHEZ Jesús
BRONZE	VEN - Venezuela	3	GOMEZ Edson QUIJADA Roberto



Medallists

Medallistas / Medalhistas

SAT 18 AUG 2007

Medal	NPC	Class	Name
GOLD	BRA - Brazil	4	DE OLIVEIRA Ecildo Lopez ANK Alexandre FREITAS Ivanildo
SILVER	MEX - Mexico	4	CORONADO León SALGUEIRO Jesus
BRONZE	COL - Colombia	4,5	CRISTANCHO Rafael GUZMAN Esteban



Medallists

Medallistas / Medalhistas

FRI 17 AUG 2007

Medal	NPC	Class	Name
GOLD	BRA - Brazil	4,5	ALVES Roberto SEGATTO Claudiomiro
SILVER	USA - United States of America	4,5	SCOTT Andre CAPLAN Stuart
BRONZE	ARG - Argentina	4,5	PERDIGUERO Ricardo FERREYRA Luis RODRIGUEZ Daniel



Medallists

Medallistas / Medalhistas

SAT 18 AUG 2007

Medal	NPC	Class	Name
GOLD	USA - United States of America	7	SEIDENFELD Mitchell BASS Norman LEVY Edward
SILVER	BRA - Brazil	6,7	DI FRANCO Carlo LIMA Cristovan MEDINA Luiz
BRONZE	CRC - Costa Rica	7,6	MONCADA O Gerardo ARGUELLO G. Domingo



Medallists

Medallistas / Medalhistas

SAT 18 AUG 2007

Medal	NPC	Class	Name
GOLD	USA - United States of America	8	LEIBOVITZ Tahl LO Wayne
SILVER	CAN - Canada	8,7,8	KENT Ian MOJTAHED Masoud
BRONZE	BRA - Brazil	8	MELO Francisco NASCIMENTO JR. João



Medallists

Medallistas / Medalhistas

FRI 17 AUG 2007

Medal	NPC	Class	Name
GOLD	BRA - Brazil	9,10	MELLO Antônio PINHEIRO Edmilson CALDEIRA Alexandre ALMEIDA Willian
SILVER	MEX - Mexico	10	VIVANCO José Luis DOMÍNGUEZ René
BRONZE	CAN - Canada	9,8,9	PELLETIER Martin POUDRIER Réal



Medallists

Medallistas / Medalhistas

MON 13 AUG 2007

Medal	Name	Class	NPC
GOLD	QUIJADA Roberto	3	VEN - Venezuela
SILVER	RODRIGUEZ Daniel	4,5	ARG - Argentina
BRONZE	RODRIGUEZ Geovanni	3,5	CRC - Costa Rica



Medallists

Medallistas / Medalhistas

MON 13 AUG 2007

Medal	Name	Class	NPC
GOLD	LEIBOVITZ Tahl	8	USA - United States of America
SILVER	PINHEIRO Edmilson	9,10	BRA - Brazil
BRONZE	CALDEIRA Alexandre	10	BRA - Brazil



Medallists

Medallistas / Medalhistas

WED 15 AUG 2007

Medal	Name	Class	NPC
GOLD	SILVA ZAMORA Yanelis	3	CUB - Cuba
SILVER	FONTAINE Pamela	3,5	USA - United States of America
BRONZE	SIGALA Edith	3	MEX - Mexico



Medallists

Medallistas / Medalhistas

WED 15 AUG 2007

Medal	Name	Class	NPC
GOLD	PAREDES Maria	5	MEX - Mexico
SILVER	NIR-KISTLER Noga	5	USA - United States of America
BRONZE	PASSOS Maria	5	BRA - Brazil



Medallists

Medallistas / Medalhistas

TUE 14 AUG 2007

Medal	Name	Class	NPC
GOLD	RODRIGUES Jane	8	BRA - Brazil
SILVER	CHAN Stephanie Chim Hing	8	CAN - Canada
BRONZE	MUÑOZ Giselle	C7	ARG - Argentina



Medallists

Medallistas / Medalhistas

FRI 17 AUG 2007

Medal	NPC	Class	Name
GOLD	CUB - Cuba	3	SILVA ZAMORA Yanelis HERNÁNDEZ Pastora
SILVER	MEX - Mexico	3,1,2	SIGALA Edith PADILLA Alma
BRONZE	BRA - Brazil	1,2,3	AZEVEDO Carla DALCIM Rosângela



Medallists

Medallistas / Medalhistas

SAT 18 AUG 2007

Medal	NPC	Class	Name
GOLD	MEX - Mexico	5,4	PAREDES Maria ARENALES Teresa
SILVER	USA - United States of America	5,3,5	NIR-KISTLER Noga FONTAINE Pamela
BRONZE	BRA - Brazil	5,4	PASSOS Maria OLIVEIRA Sônia OLIVEIRA Joyce



Medallists

Medallistas / Medalhistas

MON 13 AUG 2007

Medal	Name	Class	NPC
GOLD	SILVA ZAMORA Yanelis	3	CUB - Cuba
SILVER	OLIVEIRA Sônia	5	BRA - Brazil
BRONZE	MAKISHI Marta	5	ARG - Argentina



Medallists

Medallistas / Medalhistas

MON 13 AUG 2007

Medal	Name	Class	NPC
GOLD	RODRIGUES Jane	8	BRA - Brazil
SILVER	MUÑOZ Giselle	C7	ARG - Argentina
BRONZE	CHAN Stephanie Chim Hing	8	CAN - Canada



Medal Standings

Posiciones de Medallas / Posições das Medalhas

As of 18 AUG 2007

AFTER 24 OF 24 EVENTS

Rank	NPC	Men				Women				Total				Rank By Total
		G	S	B	Tot	G	S	B	Tot	G	S	B	Tot	
1	BRA - Brazil	9	6	5	20	2	1	3	6	11	7	8	26	1
2	USA - United States of America	5	1	2	8		3		3	5	4	2	11	2
3	CUB - Cuba	2	2		4	3			3	5	2		7	5
4	MEX - Mexico		3	1	4	2	1	1	4	2	4	2	8	=3
5	VEN - Venezuela	1		2	3					1		2	3	=7
6	ARG - Argentina		2	3	5		1	2	3		3	5	8	=3
7	CAN - Canada		2	1	3		1	1	2		3	2	5	6
8	CRC - Costa Rica		1	2	3						1	2	3	=7
9	COL - Colombia			1	1							1	1	9
Total:		17	17	17	51	7	7	7	21	24	24	24	72	

Legend:

= Equal sign indicates that two or more NOCs share the same rank by total

Tot Total

B Bronze

G Gold

S Silver



Entry List by NPC

Lista de Inscripciones por CON / Lista de Inscrições por CON

As of 12 AUG 2007

NPC/ Gender	Bib No.	Name	Date of Birth	Event Participation			
				MI/MO	MT	WI/WO	WT
ARG		Argentina					
M	8	ACOSTA Gonzalo	1 APR 1968	*	*		
M	9	BRANDOLI Vitaliano	9 MAY 1949	*	*		
M	10	COPOLA Gabriel	20 JAN 1984	*	*		
M	6	DUARTE Carlos	25 NOV 1969	*	*		
M	12	FERREYRA Luis	9 NOV 1962	*	*		
M	15	FERRO Pablo	6 MAR 1980	*			
M	4	HAYLAN Daniel	6 FEB 1962	*	*		
M	11	LOPEZ Ariel	3 DEC 1982	*	*		
M	7	MARIÑO Leonardo	9 JUN 1948	*	*		
M	5	MASLUP Carlos	9 JAN 1959	*	*		
M	13	PERDIGUERO Ricardo	1 AUG 1965	*	*		
M	14	RODRIGUEZ Daniel	15 JUL 1971	*	*		
W	1	MAKISHI Marta	12 JUN 1944			*	*
W	3	MUÑOZ Giselle	12 SEP 1984			*	
W	2	PUGLIESE Irma	16 AUG 1948			*	*



Entry List by NPC

Lista de Inscripciones por CON / Lista de Inscrições por CON

As of 12 AUG 2007

NPC/ Gender	Bib No. Name	Date of Birth	Event Participation			
			MI/MO	MT	WI/WO	WT
BRA	Brazil					
M	40 ALMEIDA Willian	30 JUL 1983	*	*		
M	32 ALVES Roberto	10 APR 1959	*	*		
M	29 ANK Alexandre	14 DEC 1979	*	*		
M	41 CALDEIRA Alexandre	16 JAN 1975	*	*		
M	28 DA SILVA Luiz Algacir	23 MAR 1973	*	*		
M	31 DE OLIVEIRA Ecildo Lopez	18 AUG 1963	*	*		
M	35 DI FRANCO MICHEL Carlo	10 MAY 1970	*	*		
M	24 ESPÍNDOLA Iranildo	24 JAN 1969	*	*		
M	30 FREITAS Ivanildo	13 MAY 1966	*	*		
M	26 KNAF Welder	6 APR 1981	*	*		
M	25 KOVALSKI Hemerson	22 SEP 1971	*	*		
M	36 LIMA Cristovan	17 DEC 1964	*	*		
M	34 MEDINA Luiz	4 JUN 1951	*	*		
M	42 MELLO Antônio	3 NOV 1985	*	*		
M	37 MELO Francisco	10 MAY 1981	*	*		
M	38 NASCIMENTO JÚNIOR João	6 AUG 1980	*	*		
M	39 PINHEIRO Edmilson	17 JUN 1977	*	*		
M	23 SALES Francisco	7 MAR 1963	*	*		
M	33 SEGATTO Claudiomiro	27 DEC 1991	*	*		
M	27 SILVA Jocerlei	5 JUN 1975	*	*		
W	21 ABREU Dina	10 APR 1967			*	
W	16 AZEVEDO Carla	24 JAN 1981			*	*
W	17 DALCIM Rosângela	14 APR 1964			*	*
W	18 OLIVEIRA Joyce	24 JUN 1990			*	*
W	19 OLIVEIRA Sônia	23 MAY 1961			*	*
W	20 PASSOS Maria	9 JUN 1951			*	*
W	22 RODRIGUES Jane	6 JUL 1975			*	



Entry List by NPC

Lista de Inscripciones por CON / Lista de Inscrições por CON

As of 12 AUG 2007

NPC/ Gender	Bib No. Name	Date of Birth	Event Participation			
			MI/MO	MT	WI/WO	WT
CAN						
Canada						
M	45 BRÛLÉ Gerald	12 NOV 1953	*	*		
M	46 BUTLER Barry	29 JUL 1946	*	*		
M	48 KENT Ian	4 JUL 1961	*	*		
M	47 MOJTAHED Masoud	22 DEC 1966	*	*		
M	50 PELLETIER Martin	4 APR 1967	*	*		
M	49 POUDRIER Réal	3 NOV 1950	*	*		
W	44 CHAN Stephanie Chim Hing	30 JUL 1957				*
W	43 SOKOLOWSKI Laurie	3 JAN 1958				*
CHI						
Chile						
M	54 ARENAS Miguel Angel	27 OCT 1954	*	*		
M	57 CASAS del VALLE Gerardo M.	5 NOV 1949	*			
M	55 DETTONI Cristian	8 OCT 1974	*	*		
M	51 DIAZ Alfonso	29 AUG 1973	*	*		
M	56 MORALES Ruperto	10 DEC 1953	*	*		
M	53 SEPULVEDA J. C.	3 OCT 1978	*	*		
M	52 TORRES Carlos	29 APR 1973	*	*		
COL						
Colombia						
M	60 CRISTANCHO Rafael	8 MAY 1985	*	*		
M	61 GUZMAN Esteban	12 APR 1980	*	*		
M	62 VARGAS David	14 APR 1984	*			
W	58 HURTADO Alexandra	6 MAY 1975				*
W	59 LOPEZ Lucy	23 JUN 1976				*
CRC						
Costa Rica						
M	65 ARGUELLO GARCIA Domingo	17 DEC 1972	*	*		
M	66 MONCADA ORDOÑEZ Gerardo	16 OCT 1953	*	*		
M	64 PICADO CARVAJAL Olman	16 JAN 1967	*	*		
M	63 RODRIGUEZ GRANADOS Geovanni	12 FEB 1964	*	*		
CUB						
Cuba						
M	69 FERNÁNDEZ IZQUIERDO Yunier	24 OCT 1982	*	*		
M	71 MANSO SALAZAR Erich	11 SEP 1982	*			
M	70 TRUJILLO YERO Isbel	6 AUG 1960	*	*		
W	67 HERNÁNDEZ NAVARRO Pastora	6 AUG 1960				*
W	68 SILVA ZAMORA Yanelis	22 SEP 1976				*



Entry List by NPC

Lista de Inscripciones por CON / Lista de Inscrições por CON

As of 12 AUG 2007

NPC/ Gender	Bib No. Name	Date of Birth	Event Participation			
			MI/MO	MT	WI/WO	WT
ESA	El Salvador					
M	72 MUÑOZ BENITEZ Melvin Jonathan	30 SEP 1981	*			
HAI	Haiti					
M	73 ST PIERRE Emmanuel	5 DEC 1981	*			
MEX	Mexico					
M	82 CORONADO León	30 DEC 1974	*	*		
M	88 DOMÍNGUEZ René	12 JUN 1994	*	*		
M	86 FLORES Víctor M.	8 DEC 1956	*	*		
M	87 PULIDO Marco A.	24 APR 1969	*	*		
M	84 REYES Víctor	25 APR 1995	*			
M	83 SALGUEIRO Jesus	11 MAR 1970	*	*		
M	81 SÁNCHEZ Eduardo	9 FEB 1970	*	*		
M	80 SÁNCHEZ Jesús	3 JUL 1983	*	*		
M	79 VEGA Erasmo	23 SEP 1965	*	*		
M	89 VIVANCO José Luis	12 JUL 1958	*	*		
W	76 ARENALES Teresa	19 AUG 1957			*	*
W	78 MARTÍNEZ Irma	30 JUN 1967			*	
W	74 PADILLA Alma	14 JAN 1979			*	*
W	77 PAREDES Maria	5 SEP 1974			*	*
W	75 SIGALA Edith	16 JUN 1976			*	*
PER	Peru					
M	90 GIL SIERRA Victor	21 MAY 1956	*	*		
M	91 VENTURA Francisco	1 MAR 1951	*	*		
M	92 YAÑEZ AMPUERO Guillermo	18 JAN 1958	*			
PUR	Puerto Rico					
M	93 SEGUINOT Jose Juan	12 MAR 1972	*			
URU	Uruguay					
M	95 DIEZ Claudio Horacio	30 SEP 1957	*	*		
M	94 FACAL Daniel	3 FEB 1973	*	*		



Entry List by NPC

Lista de Inscripciones por CON / Lista de Inscrições por CON

As of 12 AUG 2007

NPC/ Gender	Bib No. Name	Date of Birth	Event Participation			
			MI/MO	MT	WI/WO	WT
USA United States of America						
M	100 BASS Norman	21 JAN 1939	*	*		
M	98 CAPLAN Stuart	27 AUG 1949	*	*		
M	103 LEIBOVITZ Tahl	1 JUN 1975	*	*		
M	101 LEVY Edward	15 FEB 1987	*	*		
M	102 LO Wayne	23 JAN 1956	*	*		
M	99 SCOTT Andre	14 JUN 1965	*	*		
M	104 SEIDENFELD Mitchell	18 MAR 1983	*	*		
W	96 FONTAINE Pamela	16 DEC 1964			*	*
W	97 NIR-KISTLER Noga	18 MAY 1979			*	*
VEN Venezuela						
M	116 ASCANIO Andres	27 JUN 1967	*	*		
M	115 FASANARO Carlos	29 MAR 1960	*	*		
M	109 GOMEZ Edson	19 SEP 1970	*	*		
M	114 MARTINEZ TAZ Alger	21 MAR 1984	*	*		
M	110 QUIJADA Roberto	3 MAY 1986	*	*		
M	111 REINA Walter	10 FEB 1973	*	*		
M	108 ROJAS Jiovanny	10 FEB 1973	*	*		
M	113 SANDOVAL Gustavo	10 NOV 1973	*	*		
M	112 SANDOVAL Noel	11 DEC 1975	*	*		
M	107 TIRADO Jesus	10 JAN 1989	*	*		
W	105 CARRILLO Ana	30 MAY 1969			*	*
W	106 JIMENEZ Romelia	8 OCT 1971			*	*

Legend:

M Man
W Woman

MI Men's Individual
WI Women's Individual

MO Men's Open
WO Women's Open

MT Men's Team
WT Women's Team



Entry List by Event

Lista de Inscripciones por Evento / Lista de Inscrições por Evento

As of 12 AUG 2007

NPC	Seed	Bib No.	Name	Date of Birth
ARG - Argentina		4	HAYLAN Daniel	06 FEB 1962
		5	MASLUP Carlos	09 JAN 1959
BRA - Brazil		23	SALES Francisco	07 MAR 1963
CUB - Cuba		69	FERNÁNDEZ IZQUIERDO Yunier	24 OCT 1982
		70	TRUJILLO YERO Isbel	06 AUG 1960
MEX - Mexico		79	VEGA Erasmo	23 SEP 1965



Match Results

Resultados del partido / Resultados da partida

MASLUP Carlos (ARG) 3-1 VEGA Erasmo (MEX)

Game Summary		Match	Game 1	Game 2	Game 3	Game 4	Game 5
MASLUP Carlos	ARG	3	11	8	11	11	
VEGA Erasmo	MEX	1	8	11	9	9	
Duration							

Match No.: MIC11 Table: 9

Umpires: DA SILVA Mariclea (BRA)

SOEIRO G. Ronald (BRA)



Match Results

Resultados del partido / Resultados da partida

TRUJILLO YERO Isbel (CUB) 3-1 MASLUP Carlos (ARG)

Game Summary		Match	Game 1	Game 2	Game 3	Game 4	Game 5
TRUJILLO YERO Isbel	CUB	3	11	7	11	11	
MASLUP Carlos	ARG	1	6	11	8	4	
Duration							

Match No.: MIC12 Table: 9

Umpires: ULUMAR Jorge (BRA)

SCHINDLER Jovino (BRA)



Match Results

Resultados del partido / Resultados da partida

TRUJILLO YERO Isbel (CUB) 3-0 VEGA Erasmo (MEX)

Game Summary		Match	Game 1	Game 2	Game 3	Game 4	Game 5
TRUJILLO YERO Isbel	CUB	3	11	11	11		
VEGA Erasmo	MEX	0	2	8	4		
Duration							

Match No.: MIC13 Table: 9

Umpires: DEMARIO Leonor (BRA)

GOMES Jaime (BRA)



Match Results

Resultados del partido / Resultados da partida

FERNÁNDEZ Yunier (CUB) 3-0 HAYLAN Daniel (ARG)

Game Summary		Match	Game 1	Game 2	Game 3	Game 4	Game 5
FERNÁNDEZ Yunier	CUB	3	11	11	11		
HAYLAN Daniel	ARG	0	7	5	9		
Duration							

Match No.: MIC14 Table: 10

Umpires: ULUMAR Jorge (BRA)

SCHINDLER Jovino (BRA)



Match Results

Resultados del partido / Resultados da partida

SALES Francisco (BRA) 3-1 HAYLAN Daniel (ARG)

Game Summary		Match	Game 1	Game 2	Game 3	Game 4	Game 5
SALES Francisco	BRA	3	10	11	11	11	
HAYLAN Daniel	ARG	1	12	9	7	9	
Duration							

Match No.: MIC15 Table: 10

Umpires: CHENG SHENG SHAW Tony (CAN) GUY Patrick (USA)



Match Results

Resultados del partido / Resultados da partida

FERNÁNDEZ Yunier (CUB) 3-0 SALES Francisco (BRA)

Game Summary		Match	Game 1	Game 2	Game 3	Game 4	Game 5
FERNÁNDEZ Yunier	CUB	3	11	11	11		
SALES Francisco	BRA	0	7	6	9		
Duration							

Match No.: MIC16 Table: 10

Umpires: VIGEANT Denis (CAN)

KESLER Larry N. (USA)



Results

Resultados / Resultados

Semifinal	NPC Code	Final
-----------	----------	-------

TRUJILLO YERO Isbel CUB				
		TRUJILLO YERO I		
		3-1 (11:4 10:12 11:4 11:7)		
SALES Francisco BRA				
				GOLD
		TRUJILLO YERO I		
		3-2 (14:12 7:11 11:9 4:11 11:7)		
MASLUP Carlos ARG				
		FERNÁNDEZ Y		
		3-0 (11:7 11:4 11:5)		
FERNÁNDEZ Yunier CUB				SILVER
				FERNÁNDEZ Y
				BRONZE
		SALES F		
		MASLUP C		
				MASLUP C
				3-2 (6:11 5:11 11:5 11:5 11:7)



Match Results

Resultados del partido / Resultados da partida

TRUJILLO YERO Isbel (CUB) 3-1 SALES Francisco (BRA)

Game Summary		Match	Game 1	Game 2	Game 3	Game 4	Game 5
TRUJILLO YERO Isbel	CUB	3	11	10	11	11	
SALES Francisco	BRA	1	4	12	4	7	
Duration							

Match No.: MIC17 Table: 9

Umpires: ATILIO BRIZUELA Hernan (ARG) PETAUTSCHNING Erich F. (CHI)



Match Results

Resultados del partido / Resultados da partida

FERNÁNDEZ Yunier (CUB) 3-0 MASLUP Carlos (ARG)

Game Summary		Match	Game 1	Game 2	Game 3	Game 4	Game 5
FERNÁNDEZ Yunier	CUB	3	11	11	11		
MASLUP Carlos	ARG	0	7	4	5		
Duration							

Match No.: MIC18 Table: 10

Umpires: DEMARIO Leonor (BRA)

GOMES Jaime (BRA)



Match Results

Resultados del partido / Resultados da partida

MASLUP Carlos (ARG) 3-2 SALES Francisco (BRA)

Game Summary		Match	Game 1	Game 2	Game 3	Game 4	Game 5
MASLUP Carlos	ARG	3	6	5	11	11	11
SALES Francisco	BRA	2	11	11	5	5	7
Duration							

Match No.: MIC19 Table: 10

Umpires: PETAUTSCHNING Erich F. (CHI) ANDRADE AVILA Pablo (CHI)



Match Results

Resultados del partido / Resultados da partida

TRUJILLO YERO Isbel (CUB) 3-2 FERNÁNDEZ Yunier (CUB)

Game Summary		Match	Game 1	Game 2	Game 3	Game 4	Game 5
TRUJILLO YERO Isbel	CUB	3	14	7	11	4	11
FERNÁNDEZ Yunier	CUB	2	12	11	9	11	7
Duration							

Match No.: MIC110 Table: 9

Umpires: DA SILVA Mariclea (BRA)

SOEIRO G. Ronald (BRA)



Entry List by Event

Lista de Inscripciones por Evento / Lista de Inscrições por Evento

As of 12 AUG 2007

NPC	Seed	Bib No.	Name	Date of Birth
ARG - Argentina		6	DUARTE Carlos	25 NOV 1969
		7	MARIÑO Leonardo	09 JUN 1948
BRA - Brazil		24	ESPÍNDOLA Iranildo	24 JAN 1969
		25	KOVALSKI Hemerson	22 SEP 1971
PUR - Puerto Rico		93	SEGUINOT Jose Juan	12 MAR 1972
VEN - Venezuela		108	ROJAS Jiovanny	10 FEB 1973
		107	TIRADO Jesus	10 JAN 1989



Match Results

Resultados del partido / Resultados da partida

ESPÍNDOLA Iranildo (BRA) 3-0 ROJAS Jiovanny (VEN)

Game Summary		Match	Game 1	Game 2	Game 3	Game 4	Game 5
ESPÍNDOLA Iranildo	BRA	3	11	11	11		
ROJAS Jiovanny	VEN	0	4	8	6		
Duration							

Match No.: MIC21 Table: 7

Umpires: BETTINOTTI Alfredo (ARG)

FERNANDEZ Mauricio (CHI)



Match Results

Resultados del partido / Resultados da partida

ESPÍNDOLA Iranildo (BRA) 3-0 DUARTE Carlos (ARG)

Game Summary		Match	Game 1	Game 2	Game 3	Game 4	Game 5
ESPÍNDOLA Iranildo	BRA	3	11	11	11		
DUARTE Carlos	ARG	0	6	8	4		
Duration							

Match No.: MIC22 Table: 6

Umpires: CHENG SHENG SHAW Tony (CAN) GUY Patrick (USA)



Match Results

Resultados del partido / Resultados da partida

DUARTE Carlos (ARG) 3-1 ROJAS Jiovanny (VEN)

Game Summary		Match	Game 1	Game 2	Game 3	Game 4	Game 5
DUARTE Carlos	ARG	3	11	4	11	11	
ROJAS Jiovanny	VEN	1	4	11	5	8	
Duration							

Match No.: MIC212 Table: 8

Umpires: GOMES Jaime (BRA)

SCHINDLER Jovino (BRA)



Match Results

Resultados del partido / Resultados da partida

MARIÑO Leonardo (ARG) 3-0 TIRADO Jesus (VEN)

Game Summary		Match	Game 1	Game 2	Game 3	Game 4	Game 5
MARIÑO Leonardo	ARG	3	11	11	11		
TIRADO Jesus	VEN	0	9	3	8		
Duration							

Match No.: MIC24 Table: 8

Umpires: KONG Lai-Chu (CAN)

FERRER Maria J. (BRA)



Match Results

Resultados del partido / Resultados da partida

KOVALSKI Hemerson (BRA) 3-0 SEGUINOT Jose Juan (PUR)

Game Summary		Match	Game 1	Game 2	Game 3	Game 4	Game 5
KOVALSKI Hemerson	BRA	3	11	11	11		
SEGUINOT Jose Juan	PUR	0	5	6	6		
Duration							

Match No.: MIC25 Table: 10

Umpires: CHENG SHENG SHAW Tony (CAN) GUY Patrick (USA)



Match Results

Resultados del partido / Resultados da partida

KOVALSKI Hemerson (BRA) 3-0 MARIÑO Leonardo (ARG)

Game Summary		Match	Game 1	Game 2	Game 3	Game 4	Game 5
KOVALSKI Hemerson	BRA	3	11	12	11		
MARIÑO Leonardo	ARG	0	3	10	8		
Duration							

Match No.: MIC27 Table: 8

Umpires: MOLEDA PINO Jorge (URU)

TORRES la ROSA Angel (CUB)



Match Results

Resultados del partido / Resultados da partida

MARIÑO Leonardo (ARG) 3-0 SEGUINOT Jose Juan (PUR)

Game Summary		Match	Game 1	Game 2	Game 3	Game 4	Game 5
MARIÑO Leonardo	ARG	3	11	11	11		
SEGUINOT Jose Juan	PUR	0	3	5	6		
Duration							

Match No.: MIC28 Table: 9

Umpires: DEMARIO Leonor (BRA)

FERRER Maria J. (BRA)



Match Results

Resultados del partido / Resultados da partida

KOVALSKI Hemerson (BRA) 3-0 TIRADO Jesus (VEN)

Game Summary		Match	Game 1	Game 2	Game 3	Game 4	Game 5
KOVALSKI Hemerson	BRA	3	11	11	11		
TIRADO Jesus	VEN	0	3	3	6		
Duration							

Match No.: MIC29 Table: 10

Umpires: TICACALA Victor Hugo (ARG) ANDRADE AVILA Pablo (CHI)



Results

Resultados / Resultados

Semifinal

NPC
Code

Final

ESPÍNDOLA Iranildo BRA

ESPÍNDOLA I

3-0 (11:7 13:11 11:7)

MARIÑO Leonardo ARG

GOLD

ESPÍNDOLA I

3-0 (11:6 11:9 11:7)

DUARTE Carlos ARG

KOVALSKI H

3-0 (11:2 11:7 11:6)

SILVER

KOVALSKI H

KOVALSKI Hemerson BRA

BRONZE

MARIÑO L

MARIÑO L

DUARTE C

3-2 (11:6 9:11 9:11 12:10 11:8)



Match Results

Resultados del partido / Resultados da partida

KOVALSKI Hemerson (BRA) 3-0 DUARTE Carlos (ARG)

Game Summary		Match	Game 1	Game 2	Game 3	Game 4	Game 5
KOVALSKI Hemerson	BRA	3	11	11	11		
DUARTE Carlos	ARG	0	2	7	6		
Duration							

Match No.: MIC214 Table: 8

Umpires: CHENG SHENG SHAW Tony (CAN) TORRES la ROSA Angel (CUB)



Match Results

Resultados del partido / Resultados da partida

ESPÍNDOLA Iranildo (BRA) 3-0 MARIÑO Leonardo (ARG)

Game Summary		Match	Game 1	Game 2	Game 3	Game 4	Game 5
ESPÍNDOLA Iranildo	BRA	3	11	13	11		
MARIÑO Leonardo	ARG	0	7	11	7		
Duration							

Match No.: MIC213 Table: 7

Umpires: MOLEDA PINO Jorge (URU)

FLECHA CHAPARRO Oscar (PAR)



Match Results

Resultados del partido / Resultados da partida

MARIÑO Leonardo (ARG) 3-2 DUARTE Carlos (ARG)

Game Summary		Match	Game 1	Game 2	Game 3	Game 4	Game 5
MARIÑO Leonardo	ARG	3	11	9	9	12	11
DUARTE Carlos	ARG	2	6	11	11	10	8
Duration							

Match No.: MIC215 Table: 8

Umpires: ULUMAR Jorge (BRA)

COLLINS Patrick (USA)



Match Results

Resultados del partido / Resultados da partida

ESPÍNDOLA Iranildo (BRA) 3-0 KOVALSKI Hemerson (BRA)

Game Summary		Match	Game 1	Game 2	Game 3	Game 4	Game 5
ESPÍNDOLA Iranildo	BRA	3	11	11	11		
KOVALSKI Hemerson	BRA	0	6	9	7		
Duration							

Match No.: MIC216 Table: 7

Umpires: VIGEANT Denis (CAN)

KONG Lai-Chu (CAN)



Entry List by Event

Lista de Inscripciones por Evento / Lista de Inscrições por Evento

As of 12 AUG 2007

NPC	Seed	Bib No.	Name	Date of Birth
ARG - Argentina		8	ACOSTA Gonzalo	01 APR 1968
		9	BRANDOLI Vitaliano	09 MAY 1949
		10	COPOLA Gabriel	20 JAN 1984
BRA - Brazil		28	DA SILVA Luiz Algacir	23 MAR 1973
		26	KNAF Welder	06 APR 1981
		27	SILVA Jocerlei	05 JUN 1975
CAN - Canada		45	BRÛLÉ Gerald	12 NOV 1953
		46	BUTLER Barry	29 JUL 1946
CHI - Chile		51	DIAZ Alfonso	29 AUG 1973
		52	TORRES Carlos	29 APR 1973
CRC - Costa Rica		63	RODRIGUEZ GRANADOS Geovanni	12 FEB 1964
MEX - Mexico		81	SÁNCHEZ Eduardo	09 FEB 1970
		80	SÁNCHEZ Jesús	03 JUL 1983
VEN - Venezuela		109	GOMEZ Edson	19 SEP 1970
		110	QUIJADA Roberto	03 MAY 1986



Match Results

Resultados del partido / Resultados da partida

SÁNCHEZ Jesús (MEX) 3-1 RODRIGUEZ Geovanni (CRC)

Game Summary		Match	Game 1	Game 2	Game 3	Game 4	Game 5
SÁNCHEZ Jesús	MEX	3	11	8	11	14	
RODRIGUEZ Geovanni	CRC	1	9	11	4	12	
Duration							

Match No.: MIC31 Table: 10

Umpires: ULUMAR Jorge (BRA)

SCHINDLER Jovino (BRA)



Match Results

Resultados del partido / Resultados da partida

SILVA Jocerlei (BRA) 3-1 BRANDOLI Vitaliano (ARG)

Game Summary		Match	Game 1	Game 2	Game 3	Game 4	Game 5
SILVA Jocerlei	BRA	3	11	11	4	11	
BRANDOLI Vitaliano	ARG	1	8	5	11	4	
Duration							

Match No.: MIC32 Table: 5

Umpires: CHENG SHENG SHAW Tony (CAN) GUY Patrick (USA)



Match Results

Resultados del partido / Resultados da partida

SÁNCHEZ Jesús (MEX) 3-0 SILVA Jocerlei (BRA)

Game Summary		Match	Game 1	Game 2	Game 3	Game 4	Game 5
SÁNCHEZ Jesús	MEX	3	11	11	11		
SILVA Jocerlei	BRA	0	7	9	3		
Duration							

Match No.: MIC33 Table: 6

Umpires: TICACALA Victor Hugo (ARG) ANDRADE AVILA Pablo (CHI)



Match Results

Resultados del partido / Resultados da partida

BRANDOLI Vitaliano (ARG) 3-1 RODRIGUEZ Geovanni (CRC)

Game Summary		Match	Game 1	Game 2	Game 3	Game 4	Game 5
BRANDOLI Vitaliano	ARG	3	11	11	7	11	
RODRIGUEZ Geovanni	CRC	1	9	8	11	7	
Duration							

Match No.: MIC34 Table: 7

Umpires: BOZZANO Vinicius (BRA)

MUALEM Fernando (BRA)



Match Results

Resultados del partido / Resultados da partida

RODRIGUEZ Geovanni (CRC) 3-1 SILVA Jocerlei (BRA)

Game Summary		Match	Game 1	Game 2	Game 3	Game 4	Game 5
RODRIGUEZ Geovanni	CRC	3	9	11	11	11	
SILVA Jocerlei	BRA	1	11	7	7	4	
Duration							

Match No.: MIC35 Table: 5

Umpires: KONG Lai-Chu (CAN)

TORRES la ROSA Angel (CUB)



Match Results

Resultados del partido / Resultados da partida

SÁNCHEZ Jesús (MEX) 3-2 BRANDOLI Vitaliano (ARG)

Game Summary		Match	Game 1	Game 2	Game 3	Game 4	Game 5
SÁNCHEZ Jesús	MEX	3	8	4	12	11	11
BRANDOLI Vitaliano	ARG	2	11	11	10	9	9
Duration							

Match No.: MIC36 Table: 5

Umpires: ULUMAR Jorge (BRA)

SCHINDLER Jovino (BRA)



Match Results

Resultados del partido / Resultados da partida

COPOLA Gabriel (ARG) 3-0 DIAZ Alfonso (CHI)

Game Summary		Match	Game 1	Game 2	Game 3	Game 4	Game 5
COPOLA Gabriel	ARG	3	11	11	11		
DIAZ Alfonso	CHI	0	8	6	8		
Duration							

Match No.: MIC37 Table: 6

Umpires: KONG Lai-Chu (CAN)

FERRER Maria J. (BRA)



Match Results

Resultados del partido / Resultados da partida

GOMEZ Edson (VEN) 3-0 BRÛLÉ Gerald (CAN)

Game Summary		Match	Game 1	Game 2	Game 3	Game 4	Game 5
GOMEZ Edson	VEN	3	11	11	11		
BRÛLÉ Gerald	CAN	0	1	4	4		
Duration							

Match No.: MIC38 Table: 7

Umpires: FLECHA CHAPARRO Oscar (PAR) PUTTI Alcidino Jose (BRA)



Match Results

Resultados del partido / Resultados da partida

DIAZ Alfonso (CHI) 3-1 BRÛLÉ Gerald (CAN)

Game Summary		Match	Game 1	Game 2	Game 3	Game 4	Game 5
DIAZ Alfonso	CHI	3	11	4	13	11	
BRÛLÉ Gerald	CAN	1	7	11	11	8	
Duration							

Match No.: MIC39 Table: 8

Umpires: CAPPELLARI Alfeo Luis (BRA) SALVETTI Amarildo (BRA)



Match Results

Resultados del partido / Resultados da partida

COPOLA Gabriel (ARG) 3-1 GOMEZ Edson (VEN)

Game Summary		Match	Game 1	Game 2	Game 3	Game 4	Game 5
COPOLA Gabriel	ARG	3	6	11	11	11	
GOMEZ Edson	VEN	1	11	6	9	4	
Duration							

Match No.: MIC310 Table: 6

Umpires: DEMARIO Leonor (BRA)

GOMES Jaime (BRA)



Match Results

Resultados del partido / Resultados da partida

COPOLA Gabriel (ARG) 3-0 BRÛLÉ Gerald (CAN)

Game Summary		Match	Game 1	Game 2	Game 3	Game 4	Game 5
COPOLA Gabriel	ARG	3	11	11	11		
BRÛLÉ Gerald	CAN	0	7	7	6		
Duration							

Match No.: MIC311 Table: 6

Umpires: DA SILVA Mariclea (BRA)

SOEIRO G. Ronald (BRA)



Match Results

Resultados del partido / Resultados da partida

GOMEZ Edson (VEN) 3-0 DIAZ Alfonso (CHI)

Game Summary		Match	Game 1	Game 2	Game 3	Game 4	Game 5
GOMEZ Edson	VEN	3	11	11	11		
DIAZ Alfonso	CHI	0	3	7	9		
Duration							

Match No.: MIC312 Table: 7

Umpires: FERRER Maria J. (BRA)

MOLEDA PINO Jorge (URU)



Match Results

Resultados del partido / Resultados da partida

KNAF Welder (BRA) 3-0 BUTLER Barry (CAN)

Game Summary		Match	Game 1	Game 2	Game 3	Game 4	Game 5
KNAF Welder	BRA	3	11	11	11		
BUTLER Barry	CAN	0	7	8	8		
Duration							

Match No.: MIC313 Table: 8

Umpires: MOLEDA PINO Jorge (URU)

TORRES la ROSA Angel (CUB)



Match Results

Resultados del partido / Resultados da partida

KNAF Welder (BRA) 3-1 ACOSTA Gonzalo (ARG)

Game Summary		Match	Game 1	Game 2	Game 3	Game 4	Game 5
KNAF Welder	BRA	3	5	11	11	11	
ACOSTA Gonzalo	ARG	1	11	7	8	9	
Duration							

Match No.: MIC314 Table: 7

Umpires: VIGEANT Denis (CAN)

KESLER Larry N. (USA)



Match Results

Resultados del partido / Resultados da partida

ACOSTA Gonzalo (ARG) 3-1 BUTLER Barry (CAN)

Game Summary		Match	Game 1	Game 2	Game 3	Game 4	Game 5
ACOSTA Gonzalo	ARG	3	5	11	11	11	
BUTLER Barry	CAN	1	11	5	4	5	
Duration							

Match No.: MIC315 Table: 8

Umpires: TORRES la ROSA Angel (CUB) FLECHA CHAPARRO Oscar (PAR)



Match Results

Resultados del partido / Resultados da partida

QUIJADA Roberto (VEN) 3-2 SÁNCHEZ Eduardo (MEX)

Game Summary		Match	Game 1	Game 2	Game 3	Game 4	Game 5
QUIJADA Roberto	VEN	3	10	14	11	7	11
SÁNCHEZ Eduardo	MEX	2	12	12	8	11	8
Duration							

Match No.: MIC316 Table: 6

Umpires: KONG Lai-Chu (CAN)

FERRER Maria J. (BRA)



Match Results

Resultados del partido / Resultados da partida

DA SILVA Luiz Algacir (BRA) 3-0 TORRES Carlos (CHI)

Game Summary		Match	Game 1	Game 2	Game 3	Game 4	Game 5
DA SILVA Luiz Algacir	BRA	3	11	11	11		
TORRES Carlos	CHI	0	5	2	6		
Duration							

Match No.: MIC317 Table: 7

Umpires: MOLEDA PINO Jorge (URU)

TORRES la ROSA Angel (CUB)



Match Results

Resultados del partido / Resultados da partida

SÁNCHEZ Eduardo (MEX) 3-0 TORRES Carlos (CHI)

Game Summary		Match	Game 1	Game 2	Game 3	Game 4	Game 5
SÁNCHEZ Eduardo	MEX	3	11	11	11		
TORRES Carlos	CHI	0	8	9	4		
Duration							

Match No.: MIC318 Table: 8

Umpires: FLECHA CHAPARRO Oscar (PAR) PUTTI Alcidino Jose (BRA)



Match Results

Resultados del partido / Resultados da partida

DA SILVA Luiz Algacir (BRA) 3-2 QUIJADA Roberto (VEN)

Game Summary		Match	Game 1	Game 2	Game 3	Game 4	Game 5
DA SILVA Luiz Algacir	BRA	3	7	11	9	11	11
QUIJADA Roberto	VEN	2	11	9	11	4	7
Duration							

Match No.: MIC319 Table: 9

Umpires: ATILIO BRIZUELA Hernan (ARG) PETAUTSCHNING Erich F. (CHI)



Match Results

Resultados del partido / Resultados da partida

QUIJADA Roberto (VEN) W/O TORRES Carlos (CHI)

Game Summary		Match	Game 1	Game 2	Game 3	Game 4	Game 5
QUIJADA Roberto	VEN	(W/O)					
TORRES Carlos	CHI						
Duration							

Match No.: MIC320 Table: 9

Umpires: BOZZANO Vinicius (BRA)

MUALEM Fernando (BRA)

Legend:
W/O Walkover



Match Results

Resultados del partido / Resultados da partida

DA SILVA Luiz Algacir (BRA) 3-0 SÁNCHEZ Eduardo (MEX)

Game Summary		Match	Game 1	Game 2	Game 3	Game 4	Game 5
DA SILVA Luiz Algacir	BRA	3	11	11	12		
SÁNCHEZ Eduardo	MEX	0	3	8	10		
Duration							

Match No.: MIC321 Table: 10

Umpires: TICACALA Victor Hugo (ARG) ANDRADE AVILA Pablo (CHI)



Table of Pools: Results

Tabla de Grupos: Resultados / Tabela de Grupos: Resultados

Group A

Rank	Name	NPC	MEX	CRC	BRA	ARG	Mat. Play	Points	Mat. Won	Mat. Lost	Games For.	Games Agst.	Points For.	Points Agst.
1	SÁNCHEZ Jesús	MEX		3-1	3-0	3-2	3	6	3	0	9	3	123	105
2	RODRIGUEZ Geovanni	CRC	1-3		3-1	1-3	3	4	1	2	5	7	113	113
3	SILVA Jocerlei	BRA	0-3	1-3		3-1	3	4	1	2	4	7	85	103
3	BRANDOLI Vitaliano	ARG	2-3	3-1	1-3		3	4	1	2	6	7	118	118

Group B

Rank	Name	NPC	ARG	VEN	CHI	CAN	Mat. Play	Points	Mat. Won	Mat. Lost	Games For.	Games Agst.	Points For.	Points Agst.
1	COPOLA Gabriel	ARG		3-1	3-0	3-0	3	6	3	0	9	1	105	72
2	GOMEZ Edson	VEN	1-3		3-0	3-0	3	5	2	1	7	3	96	67
3	DIAZ Alfonso	CHI	0-3	0-3		3-1	3	4	1	2	3	7	80	103
4	BRÛLÉ Gerald	CAN	0-3	0-3	1-3		3	3	0	3	1	9	66	105

Group C

Rank	Name	NPC	BRA	ARG	CAN	Mat. Play	Points	Mat. Won	Mat. Lost	Games For.	Games Agst.	Points For.	Points Agst.
1	KNAF Welder	BRA		3-1	3-0	2	4	2	0	6	1	71	58
2	ACOSTA Gonzalo	ARG	1-3		3-1	2	3	1	1	4	4	73	63
3	BUTLER Barry	CAN	0-3	1-3		2	2	0	2	1	6	48	71

Group D

Rank	Name	NPC	BRA	VEN	MEX	CHI	Mat. Play	Points	Mat. Won	Mat. Lost	Games For.	Games Agst.	Points For.	Points Agst.
1	DA SILVA Luiz Algacir	BRA		3-2	3-0	3-0	3	6	3	0	9	2	116	76
2	QUIJADA Roberto	VEN	2-3		3-2	W/O-..	3	5	2	1	5	5	95	100
3	SÁNCHEZ Eduardo	MEX	0-3	2-3		3-0	3	4	1	2	5	6	105	108
4	TORRES Carlos	CHI	0-3	W/O-..	0-3		3	2	0	2	0	6	34	66



Match Results

Resultados del partido / Resultados da partida

COPOLA Gabriel (ARG) 3-2 QUIJADA Roberto (VEN)

Game Summary		Match	Game 1	Game 2	Game 3	Game 4	Game 5
COPOLA Gabriel	ARG	3	9	10	11	11	11
QUIJADA Roberto	VEN	2	11	12	9	6	7
Duration							

Match No.: MIC325 Table: 8

Umpires: ULUMAR Jorge (BRA)

SCHINDLER Jovino (BRA)



Match Results

Resultados del partido / Resultados da partida

KNAF Welder (BRA) W/O RODRIGUEZ Geovanni (CRC)

Game Summary		Match	Game 1	Game 2	Game 3	Game 4	Game 5
KNAF Welder	BRA	(W/O)					
RODRIGUEZ Geovanni	CRC						
Duration							

Match No.: MIC324 Table: 7

Umpires: BETTINOTTI Alfredo (ARG)

FERNANDEZ Mauricio (CHI)

Legend:
W/O Walkover



Match Results

Resultados del partido / Resultados da partida

DA SILVA Luiz Algacir (BRA) 3-1 ACOSTA Gonzalo (ARG)

Game Summary		Match	Game 1	Game 2	Game 3	Game 4	Game 5
DA SILVA Luiz Algacir	BRA	3	11	11	9	11	
ACOSTA Gonzalo	ARG	1	8	3	11	5	
Duration							

Match No.: MIC323 Table: 6

Umpires: KESLER Larry N. (USA)

FLECHA CHAPARRO Oscar (PAR)



Match Results

Resultados del partido / Resultados da partida

SÁNCHEZ Jesús (MEX) 3-2 GOMEZ Edson (VEN)

Game Summary		Match	Game 1	Game 2	Game 3	Game 4	Game 5
SÁNCHEZ Jesús	MEX	3	9	11	12	11	16
GOMEZ Edson	VEN	2	11	3	14	6	14
Duration							

Match No.: MIC322 Table: 5

Umpires: CAPPELLARI Alfeo Luis (BRA) SALVETTI Amarildo (BRA)



Match Results

Resultados del partido / Resultados da partida

KNAF Welder (BRA) 3-0 COPOLA Gabriel (ARG)

Game Summary		Match	Game 1	Game 2	Game 3	Game 4	Game 5
KNAF Welder	BRA	3	11	11	11		
COPOLA Gabriel	ARG	0	5	8	9		
Duration							

Match No.: MIC327 Table: 7

Umpires: KONG Lai-Chu (CAN)

CHENG SHENG SHAW Tony (CAN)



Match Results

Resultados del partido / Resultados da partida

DA SILVA Luiz Algacir (BRA) 3-0 SÁNCHEZ Jesús (MEX)

Game Summary		Match	Game 1	Game 2	Game 3	Game 4	Game 5
DA SILVA Luiz Algacir	BRA	3	11	11	11		
SÁNCHEZ Jesús	MEX	0	2	9	5		
Duration							

Match No.: MIC326 Table: 6

Umpires: ATILIO BRIZUELA Hernan (ARG) FLECHA CHAPARRO Oscar (PAR)



Match Results

Resultados del partido / Resultados da partida

SÁNCHEZ Jesús (MEX) 3-2 COPOLA Gabriel (ARG)

Game Summary		Match	Game 1	Game 2	Game 3	Game 4	Game 5
SÁNCHEZ Jesús	MEX	3	9	11	12	7	11
COPOLA Gabriel	ARG	2	11	8	10	11	6
Duration							

Match No.: MIC328 Table: 6

Umpires: CAPPELLARI Alfeo Luis (BRA) SOEIRO G. Ronald (BRA)



Match Results

Resultados del partido / Resultados da partida

DA SILVA Luiz Algacir (BRA) 3-0 KNAF Welder (BRA)

Game Summary		Match	Game 1	Game 2	Game 3	Game 4	Game 5
DA SILVA Luiz Algacir	BRA	3	11	11	12		
KNAF Welder	BRA	0	6	3	10		
Duration							

Match No.: MIC329 Table: 5

Umpires: PUTTI Alcidino Jose (BRA)

MUALEM Fernando (BRA)



Entry List by Event

Lista de Inscripciones por Evento / Lista de Inscrições por Evento

As of 12 AUG 2007

NPC	Seed	Bib No.	Name	Date of Birth
ARG - Argentina		12	FERREYRA Luis	09 NOV 1962
		13	PERDIGUERO Ricardo	01 AUG 1965
		14	RODRIGUEZ Daniel	15 JUL 1971
BRA - Brazil		32	ALVES Roberto	10 APR 1959
		29	ANK Alexandre	14 DEC 1979
		30	FREITAS Ivanildo	13 MAY 1966
		33	SEGATTO Claudiomiro	27 DEC 1991
COL - Colombia		60	CRISTANCHO Rafael	08 MAY 1985
		61	GUZMAN Esteban	12 APR 1980
CRC - Costa Rica		64	PICADO CARVAJAL Olman	16 JAN 1967
MEX - Mexico		82	CORONADO León	30 DEC 1974
		83	SALGUEIRO Jesus	11 MAR 1970
PER - Peru		90	GIL SIERRA Victor	21 MAY 1956
		91	VENTURA Francisco	01 MAR 1951
USA - United States of America		98	CAPLAN Stuart	27 AUG 1949
		99	SCOTT Andre	14 JUN 1965
VEN - Venezuela		111	REINA Walter	10 FEB 1973
		113	SANDOVAL Gustavo	10 NOV 1973
		112	SANDOVAL Noel	11 DEC 1975



Match Results

Resultados del partido / Resultados da partida

RODRIGUEZ Daniel (ARG) 3-0 SANDOVAL Noel (VEN)

Game Summary		Match	Game 1	Game 2	Game 3	Game 4	Game 5
RODRIGUEZ Daniel	ARG	3	11	11	11		
SANDOVAL Noel	VEN	0	5	3	8		
Duration							

Match No.: MIC4-51 Table: 6

Umpires: ULUMAR Jorge (BRA)

SCHINDLER Jovino (BRA)



Match Results

Resultados del partido / Resultados da partida

CORONADO León (MEX) 3-1 RODRIGUEZ Daniel (ARG)

Game Summary		Match	Game 1	Game 2	Game 3	Game 4	Game 5
CORONADO León	MEX	3	9	11	16	11	
RODRIGUEZ Daniel	ARG	1	11	7	14	6	
Duration							

Match No.: MIC4-52 Table: 8

Umpires: DA SILVA Mariclea (BRA)

SOEIRO G. Ronald (BRA)



Match Results

Resultados del partido / Resultados da partida

CORONADO León (MEX) 3-0 SANDOVAL Noel (VEN)

Game Summary		Match	Game 1	Game 2	Game 3	Game 4	Game 5
CORONADO León	MEX	3	11	11	11		
SANDOVAL Noel	VEN	0	2	3	7		
Duration							

Match No.: MIC4-53 Table: 6

Umpires: CAPPELLARI Alfeo Luis (BRA) SALVETTI Amarildo (BRA)



Match Results

Resultados del partido / Resultados da partida

CAPLAN Stuart (USA) 3-0 FREITAS Ivanildo (BRA)

Game Summary		Match	Game 1	Game 2	Game 3	Game 4	Game 5
CAPLAN Stuart	USA	3	11	11	11		
FREITAS Ivanildo	BRA	0	3	9	9		
Duration							

Match No.: MIC4-54 Table: 7

Umpires: BETTINOTTI Alfredo (ARG)

FERNANDEZ Mauricio (CHI)



Match Results

Resultados del partido / Resultados da partida

SALGUEIRO Jesus (MEX) 3-0 GIL SIERRA Victor (PER)

Game Summary		Match	Game 1	Game 2	Game 3	Game 4	Game 5
SALGUEIRO Jesus	MEX	3	11	11	11		
GIL SIERRA Victor	PER	0	5	4	4		
Duration							

Match No.: MIC4-55 Table: 8

Umpires: KONG Lai-Chu (CAN)

FERRER Maria J. (BRA)



Match Results

Resultados del partido / Resultados da partida

CAPLAN Stuart (USA) 3-0 GIL SIERRA Victor (PER)

Game Summary		Match	Game 1	Game 2	Game 3	Game 4	Game 5
CAPLAN Stuart	USA	3	11	11	11		
GIL SIERRA Victor	PER	0	6	2	2		
Duration							

Match No.: MIC4-56 Table: 9

Umpires: ULUMAR Jorge (BRA)

SCHINDLER Jovino (BRA)



Match Results

Resultados del partido / Resultados da partida

SALGUEIRO Jesus (MEX) 3-0 GIL SIERRA Victor (PER)

Game Summary		Match	Game 1	Game 2	Game 3	Game 4	Game 5
SALGUEIRO Jesus	MEX	3	11	11	11		
GIL SIERRA Victor	PER	0	5	4	4		
Duration							

Match No.: MIC4-55 Table: 8

Umpires: KONG Lai-Chu (CAN)

FERRER Maria J. (BRA)



Match Results

Resultados del partido / Resultados da partida

CAPLAN Stuart (USA) 3-0 GIL SIERRA Victor (PER)

Game Summary		Match	Game 1	Game 2	Game 3	Game 4	Game 5
CAPLAN Stuart	USA	3	11	11	11		
GIL SIERRA Victor	PER	0	6	2	2		
Duration							

Match No.: MIC4-56 Table: 9

Umpires: ULUMAR Jorge (BRA)

SCHINDLER Jovino (BRA)



Match Results

Resultados del partido / Resultados da partida

FREITAS Ivanildo (BRA) 3-0 SALGUEIRO Jesus (MEX)

Game Summary		Match	Game 1	Game 2	Game 3	Game 4	Game 5
FREITAS Ivanildo	BRA	3	11	11	11		
SALGUEIRO Jesus	MEX	0	8	8	4		
Duration							

Match No.: MIC4-57 Table: 10

Umpires: TICACALA Victor Hugo (ARG) ANDRADE AVILA Pablo (CHI)



Match Results

Resultados del partido / Resultados da partida

FREITAS Ivanildo (BRA) 3-0 GIL SIERRA Victor (PER)

Game Summary		Match	Game 1	Game 2	Game 3	Game 4	Game 5
FREITAS Ivanildo	BRA	3	11	11	11		
GIL SIERRA Victor	PER	0	2	5	8		
Duration							

Match No.: MIC4-58 Table: 7

Umpires: KONG Lai-Chu (CAN)

TORRES la ROSA Angel (CUB)



Match Results

Resultados del partido / Resultados da partida

CAPLAN Stuart (USA) 3-1 SALGUEIRO Jesus (MEX)

Game Summary		Match	Game 1	Game 2	Game 3	Game 4	Game 5
CAPLAN Stuart	USA	3	7	12	11	11	
SALGUEIRO Jesus	MEX	1	11	10	6	5	
Duration							

Match No.: MIC4-59 Table: 8

Umpires: ULUMAR Jorge (BRA)

SCHINDLER Jovino (BRA)



Match Results

Resultados del partido / Resultados da partida

FERREYRA Luis (ARG) 3-0 PICADO CARVAJAL Olman (CRC)

Game Summary		Match	Game 1	Game 2	Game 3	Game 4	Game 5
FERREYRA Luis	ARG	3	11	11	11		
PICADO CARVAJAL Olman	CRC	0	9	5	5		
Duration							

Match No.: MIC4-510 Table: 9

Umpires: DA SILVA Mariclea (BRA)

SOEIRO G. Ronald (BRA)



Match Results

Resultados del partido / Resultados da partida

ALVES Roberto (BRA) 3-0 GUZMAN Esteban (COL)

Game Summary		Match	Game 1	Game 2	Game 3	Game 4	Game 5
ALVES Roberto	BRA	3	11	11	11		
GUZMAN Esteban	COL	0	1	6	4		
Duration							

Match No.: MIC4-511 Table: 10

Umpires: CHENG SHENG SHAW Tony (CAN) GUY Patrick (USA)



Match Results

Resultados del partido / Resultados da partida

GUZMAN Esteban (COL) 3-0 PICADO CARVAJAL Olman (CRC)

Game Summary		Match	Game 1	Game 2	Game 3	Game 4	Game 5
GUZMAN Esteban	COL	3	11	11	11		
PICADO CARVAJAL Olman	CRC	0	5	2	5		
Duration							

Match No.: MIC4-512 Table: 6

Umpires: ULUMAR Jorge (BRA)

SCHINDLER Jovino (BRA)



Match Results

Resultados del partido / Resultados da partida

ALVES Roberto (BRA) 3-1 FERREYRA Luis (ARG)

Game Summary		Match	Game 1	Game 2	Game 3	Game 4	Game 5
ALVES Roberto	BRA	3	3	11	11	11	
FERREYRA Luis	ARG	1	11	5	9	1	
Duration							

Match No.: MIC4-513 Table: 7

Umpires: MOLEDA PINO Jorge (URU)

TORRES la ROSA Angel (CUB)



Match Results

Resultados del partido / Resultados da partida

FERREYRA Luis (ARG) 3-0 GUZMAN Esteban (COL)

Game Summary		Match	Game 1	Game 2	Game 3	Game 4	Game 5
FERREYRA Luis	ARG	3	11	11	14		
GUZMAN Esteban	COL	0	8	5	12		
Duration							

Match No.: MIC4-514 Table: 9

Umpires: DA SILVA Mariclea (BRA)

SOEIRO G. Ronald (BRA)



Match Results

Resultados del partido / Resultados da partida

ALVES Roberto (BRA) 3-0 PICADO CARVAJAL Olman (CRC)

Game Summary		Match	Game 1	Game 2	Game 3	Game 4	Game 5
ALVES Roberto	BRA	3	11	11	11		
PICADO CARVAJAL Olman	CRC	0	4	2	2		
Duration							

Match No.: MIC4-515 Table: 10

Umpires: TICACALA Victor Hugo (ARG) ANDRADE AVILA Pablo (CHI)



Match Results

Resultados del partido / Resultados da partida

SCOTT Andre (USA) 3-0 PERDIGUERO Ricardo (ARG)

Game Summary		Match	Game 1	Game 2	Game 3	Game 4	Game 5
SCOTT Andre	USA	3	11	11	12		
PERDIGUERO Ricardo	ARG	0	5	5	10		
Duration							

Match No.: MIC4-516 Table: 6

Umpires: MOLEDA PINO Jorge (URU)

TORRES la ROSA Angel (CUB)



Match Results

Resultados del partido / Resultados da partida

ANK Alexandre (BRA) 3-0 REINA Walter (VEN)

Game Summary		Match	Game 1	Game 2	Game 3	Game 4	Game 5
ANK Alexandre	BRA	3	11	11	11		
REINA Walter	VEN	0	5	8	4		
Duration							

Match No.: MIC4-517 Table: 7

Umpires: CHENG SHENG SHAW Tony (CAN) GUY Patrick (USA)



Match Results

Resultados del partido / Resultados da partida

REINA Walter (VEN) 3-1 PERDIGUERO Ricardo (ARG)

Game Summary		Match	Game 1	Game 2	Game 3	Game 4	Game 5
REINA Walter	VEN	3	9	11	11	11	
PERDIGUERO Ricardo	ARG	1	11	5	9	8	
Duration							

Match No.: MIC4-518 Table: 8

Umpires: KONG Lai-Chu (CAN)

FERRER Maria J. (BRA)



Match Results

Resultados del partido / Resultados da partida

SCOTT Andre (USA) 3-1 ANK Alexandre (BRA)

Game Summary		Match	Game 1	Game 2	Game 3	Game 4	Game 5
SCOTT Andre	USA	3	11	11	4	11	
ANK Alexandre	BRA	1	5	7	11	5	
Duration							

Match No.: MIC4-519 Table: 9

Umpires: ATILIO BRIZUELA Hernan (ARG) PETAUTSCHNING Erich F. (CHI)



Match Results

Resultados del partido / Resultados da partida

SCOTT Andre (USA) 3-0 REINA Walter (VEN)

Game Summary		Match	Game 1	Game 2	Game 3	Game 4	Game 5
SCOTT Andre	USA	3	11	11	11		
REINA Walter	VEN	0	4	9	2		
Duration							

Match No.: MIC4-520 Table: 6

Umpires: ULUMAR Jorge (BRA)

SCHINDLER Jovino (BRA)



Match Results

Resultados del partido / Resultados da partida

ANK Alexandre (BRA) 3-0 PERDIGUERO Ricardo (ARG)

Game Summary		Match	Game 1	Game 2	Game 3	Game 4	Game 5
ANK Alexandre	BRA	3	13	11	11		
PERDIGUERO Ricardo	ARG	0	11	8	8		
Duration							

Match No.: MIC4-521 Table: 7

Umpires: GUY Patrick (USA)

KESLER Larry N. (USA)



Match Results

Resultados del partido / Resultados da partida

SEGATTO Claudiomiro (BRA) 3-0 CRISTANCHO Rafael (COL)

Game Summary		Match	Game 1	Game 2	Game 3	Game 4	Game 5
SEGATTO Claudiomiro	BRA	3	11	11	11		
CRISTANCHO Rafael	COL	0	4	3	8		
Duration							

Match No.: MIC4-522 Table: 8

Umpires: VIGEANT Denis (CAN)

KESLER Larry N. (USA)



Match Results

Resultados del partido / Resultados da partida

SANDOVAL Gustavo (VEN) 3-0 VENTURA Francisco (PER)

Game Summary		Match	Game 1	Game 2	Game 3	Game 4	Game 5
SANDOVAL Gustavo	VEN	3	11	11	11		
VENTURA Francisco	PER	0	4	8	7		
Duration							

Match No.: MIC4-523 Table: 9

Umpires: DA SILVA Mariclea (BRA)

SOEIRO G. Ronald (BRA)



Match Results

Resultados del partido / Resultados da partida

CRISTANCHO Rafael (COL) 3-0 VENTURA Francisco (PER)

Game Summary		Match	Game 1	Game 2	Game 3	Game 4	Game 5
CRISTANCHO Rafael	COL	3	11	11	11		
VENTURA Francisco	PER	0	8	6	9		
Duration							

Match No.: MIC4-524 Table: 10

Umpires: CHENG SHENG SHAW Tony (CAN) GUY Patrick (USA)



Match Results

Resultados del partido / Resultados da partida

SEGATTO Claudiomiro (BRA) 3-0 SANDOVAL Gustavo (VEN)

Game Summary		Match	Game 1	Game 2	Game 3	Game 4	Game 5
SEGATTO Claudiomiro	BRA	3	11	11	11		
SANDOVAL Gustavo	VEN	0	4	1	4		
Duration							

Match No.: MIC4-525 Table: 6

Umpires: MOLEDA PINO Jorge (URU)

TORRES la ROSA Angel (CUB)



Match Results

Resultados del partido / Resultados da partida

SEGATTO Claudiomiro (BRA) 3-0 VENTURA Francisco (PER)

Game Summary		Match	Game 1	Game 2	Game 3	Game 4	Game 5
SEGATTO Claudiomiro	BRA	3	11	11	11		
VENTURA Francisco	PER	0	2	4	1		
Duration							

Match No.: MIC4-526 Table: 8

Umpires: ATILIO BRIZUELA Hernan (ARG) PETAUTSCHNING Erich F. (CHI)



Results

Resultados / Resultados

Round of 16	NPC Code	Quarterfinal	Semifinal	Final
CORONADO León	MEX	CORONADO L	CORONADO L	
Bye		(
FERREYRA Luis	ARG	FERREYRA L	3-0 (11:4 11:7 13:11)	
		3-2 (9:11 11:9 5:11 11:6 11:4)		
FREITAS Ivanildo	BRA			SEGATTO C
SEGATTO Claudiomiro	BRA	SEGATTO C		3-0 (11:6 11:5 13:11)
Bye		(
Bye			SEGATTO C	
			3-1 (6:11 11:6 11:9 11:2)	
SCOTT Andre	USA	SCOTT A		
		(
ALVES Roberto	BRA	ALVES R		
Bye		(
Bye			RODRIGUEZ D	
			3-0 (11:8 11:5 11:6)	
RODRIGUEZ Daniel	ARG	RODRIGUEZ D		
		(
ANK Alexandre	BRA	ANK A		
		3-0 (11:7 11:9 11:8)		
SANDOVAL Gustavo	VEN			
Bye			ANK A	
			3-1 (11:8 11:8 8:11 11:4)	
CAPLAN Stuart	USA	CAPLAN S		
		(
			CORONADO L	
				ANK A
				3-2 (11:9 3:11 8:11 11:7 11:7)

GOLD

SEGATTO C
3-1 (7:11 11:7 11:6 11:8)

SILVER

RODRIGUEZ D

BRONZE



Match Results

Resultados del partido / Resultados da partida

ANK Alexandre (BRA) 3-0 SANDOVAL Gustavo (VEN)

Game Summary		Match	Game 1	Game 2	Game 3	Game 4	Game 5
ANK Alexandre	BRA	3	11	11	11		
SANDOVAL Gustavo	VEN	0	7	9	8		
Duration							

Match No.: MIC4-529 Table: 7

Umpires: TICACALA Victor Hugo (ARG) ANDRADE AVILA Pablo (CHI)



Match Results

Resultados del partido / Resultados da partida

FERREYRA Luis (ARG) 3-2 FREITAS Ivanildo (BRA)

Game Summary		Match	Game 1	Game 2	Game 3	Game 4	Game 5
FERREYRA Luis	ARG	3	9	11	5	11	11
FREITAS Ivanildo	BRA	2	11	9	11	6	4
Duration							

Match No.: MIC4-528 Table: 6

Umpires: MOLEDA PINO Jorge (URU)

TORRES la ROSA Angel (CUB)



Match Results

Resultados del partido / Resultados da partida

ANK Alexandre (BRA) 3-1 CAPLAN Stuart (USA)

Game Summary		Match	Game 1	Game 2	Game 3	Game 4	Game 5
ANK Alexandre	BRA	3	11	11	8	11	
CAPLAN Stuart	USA	1	8	8	11	4	
Duration							

Match No.: MIC4-533 Table: 7

Umpires: BETTINOTTI Alfredo (ARG)

FERNANDEZ Mauricio (CHI)



Match Results

Resultados del partido / Resultados da partida

RODRIGUEZ Daniel (ARG) 3-0 ALVES Roberto (BRA)

Game Summary		Match	Game 1	Game 2	Game 3	Game 4	Game 5
RODRIGUEZ Daniel	ARG	3	11	11	11		
ALVES Roberto	BRA	0	8	5	6		
Duration							

Match No.: MIC4-532 Table: 6

Umpires: FLECHA CHAPARRO Oscar (PAR) PETAUTSCHNING Erich F. (CHI)



Match Results

Resultados del partido / Resultados da partida

SEGATTO Claudiomiro (BRA) 3-1 SCOTT Andre (USA)

Game Summary		Match	Game 1	Game 2	Game 3	Game 4	Game 5
SEGATTO Claudiomiro	BRA	3	6	11	11	11	
SCOTT Andre	USA	1	11	6	9	2	
Duration							

Match No.: MIC4-531 Table: 5

Umpires: MUSTAFA Erbas (CAN)

MOLEDA PINO Jorge (URU)



Match Results

Resultados del partido / Resultados da partida

CORONADO León (MEX) 3-0 FERREYRA Luis (ARG)

Game Summary		Match	Game 1	Game 2	Game 3	Game 4	Game 5
CORONADO León	MEX	3	11	11	13		
FERREYRA Luis	ARG	0	4	7	11		
Duration							

Match No.: MIC4-530 Table: 4

Umpires: DA SILVA Mariclea (BRA)

SOEIRO G. Ronald (BRA)



Match Results

Resultados del partido / Resultados da partida

RODRIGUEZ Daniel (ARG) 3-0 ANK Alexandre (BRA)

Game Summary		Match	Game 1	Game 2	Game 3	Game 4	Game 5
RODRIGUEZ Daniel	ARG	3	11	11	11		
ANK Alexandre	BRA	0	7	7	8		
Duration							

Match No.: MIC4-535 Table: 2

Umpires: VIGEANT Denis (CAN)

KONG Lai-Chu (CAN)



Match Results

Resultados del partido / Resultados da partida

SEGATTO Claudiomiro (BRA) 3-0 CORONADO León (MEX)

Game Summary		Match	Game 1	Game 2	Game 3	Game 4	Game 5
SEGATTO Claudiomiro	BRA	3	11	11	13		
CORONADO León	MEX	0	6	5	11		
Duration							

Match No.: MIC4-534 Table: 1

Umpires: ATILIO BRIZUELA Hernan (ARG) COLLINS Patrick (USA)



Match Results

Resultados del partido / Resultados da partida

ANK Alexandre (BRA) 3-2 CORONADO León (MEX)

Game Summary		Match	Game 1	Game 2	Game 3	Game 4	Game 5
ANK Alexandre	BRA	3	11	3	8	11	11
CORONADO León	MEX	2	9	11	11	7	7
Duration							

Match No.: MIC4-536 Table: 1

Umpires: KESLER Larry N. (USA)

TICACALA Victor Hugo (ARG)



Match Results

Resultados del partido / Resultados da partida

SEGATTO Claudiomiro (BRA) 3-1 RODRIGUEZ Daniel (ARG)

Game Summary		Match	Game 1	Game 2	Game 3	Game 4	Game 5
SEGATTO Claudiomiro	BRA	3	7	11	11	11	
RODRIGUEZ Daniel	ARG	1	11	7	6	8	
Duration							

Match No.: MIC4-537 Table: 2

Umpires: CHENG SHENG SHAW Tony (CAN) PETAUTSCHNING Erich F. (CHI)



Entry List by Event

Lista de Inscripciones por Evento / Lista de Inscrições por Evento

As of 12 AUG 2007

NPC	Seed	Bib No.	Name	Date of Birth
BRA - Brazil		35	DI FRANCO MICHEL Carlo	10 MAY 1970
		34	MEDINA Luiz	04 JUN 1951
CHI - Chile		53	SEPULVEDA J. C.	03 OCT 1978
CRC - Costa Rica		65	ARGUELLO GARCIA Domingo	17 DEC 1972
MEX - Mexico		84	REYES Víctor	25 APR 1995
URU - Uruguay		94	FACAL Daniel	03 FEB 1973



Match Results

Resultados del partido / Resultados da partida

DI FRANCO MICHEL Carlo (BRA) 3-0 REYES Víctor (MEX)

Game Summary		Match	Game 1	Game 2	Game 3	Game 4	Game 5
DI FRANCO MICHEL Carlo	BRA	3	11	11	11		
REYES Víctor	MEX	0	6	4	5		
Duration							

Match No.: MIC61 Table: 3

Umpires: ATILIO BRIZUELA Hernan (ARG) PETAUTSCHNING Erich F. (CHI)



Match Results

Resultados del partido / Resultados da partida

DI FRANCO MICHEL Carlo (BRA) 3-0 SEPULVEDA J. C. (CHI)

Game Summary		Match	Game 1	Game 2	Game 3	Game 4	Game 5
DI FRANCO MICHEL Carlo	BRA	3	11	11	11		
SEPULVEDA J. C.	CHI	0	7	3	8		
Duration							

Match No.: MIC62 Table: 3

Umpires: VIGEANT Denis (CAN)

KESLER Larry N. (USA)



Match Results

Resultados del partido / Resultados da partida

SEPULVEDA J. C. (CHI) 3-1 REYES Víctor (MEX)

Game Summary		Match	Game 1	Game 2	Game 3	Game 4	Game 5
SEPULVEDA J. C.	CHI	3	11	8	11	11	
REYES Víctor	MEX	1	8	11	8	8	
Duration							

Match No.: MIC63 Table: 3

Umpires: DEMARIO Leonor (BRA)

GOMES Jaime (BRA)



Match Results

Resultados del partido / Resultados da partida

MEDINA Luiz (BRA) 3-0 FACAL Daniel (URU)

Game Summary		Match	Game 1	Game 2	Game 3	Game 4	Game 5
MEDINA Luiz	BRA	3	11	11	11		
FACAL Daniel	URU	0	0	2	6		
Duration							

Match No.: MIC64 Table: 4

Umpires: BETTINOTTI Alfredo (ARG)

FERNANDEZ Mauricio (CHI)



Match Results

Resultados del partido / Resultados da partida

ARGUELLO GARCIA Domingo (CRC) 3-2 MEDINA Luiz (BRA)

Game Summary		Match	Game 1	Game 2	Game 3	Game 4	Game 5
ARGUELLO GARCIA Domingo	CRC	3	8	11	6	11	11
MEDINA Luiz	BRA	2	11	2	11	8	6
Duration							

Match No.: MIC65 Table: 4

Umpires: BETTINOTTI Alfredo (ARG)

FERNANDEZ Mauricio (CHI)



Match Results

Resultados del partido / Resultados da partida

ARGUELLO GARCIA Domingo (CRC) 3-0 FACAL Daniel (URU)

Game Summary		Match	Game 1	Game 2	Game 3	Game 4	Game 5
ARGUELLO GARCIA Domingo	CRC	3	11	11	11		
FACAL Daniel	URU	0	3	0	6		
Duration							

Match No.: MIC66 Table: 4

Umpires: FLECHA CHAPARRO Oscar (PAR) PUTTI Alcidino Jose (BRA)



Results

Resultados / Resultados

Semifinal	NPC Code	Final
-----------	----------	-------

DI FRANCO M. C BRA			
MEDINA Luiz BRA			
SEPULVEDA J. C. CHI			
ARGUELLO GARCIA CRC			
	DI FRANCO M. C		
	3-0 (11:5 11:3 11:6)		
			GOLD
		DI FRANCO M. C	
		3-0 (11:6 11:8 11:7)	
			SILVER
			<u>ARGUELLO GARCIA</u>
			BRONZE
		MEDINA L	
		SEPULVEDA JC	
		MEDINA L	
		3-1 (8:11 11:6 11:8 14:12)	



Match Results

Resultados del partido / Resultados da partida

ARGUELLO GARCIA Domingo (CRC) 3-0 SEPULVEDA J. C. (CHI)

Game Summary		Match	Game 1	Game 2	Game 3	Game 4	Game 5
ARGUELLO GARCIA Domingo	CRC	3	11	11	11		
SEPULVEDA J. C.	CHI	0	6	7	4		
Duration							

Match No.: MIC68 Table: 4

Umpires: DA SILVA Mariclea (BRA)

SOEIRO G. Ronald (BRA)



Match Results

Resultados del partido / Resultados da partida

DI FRANCO MICHEL Carlo (BRA) 3-0 MEDINA Luiz (BRA)

Game Summary		Match	Game 1	Game 2	Game 3	Game 4	Game 5
DI FRANCO MICHEL Carlo	BRA	3	11	11	11		
MEDINA Luiz	BRA	0	5	3	6		
Duration							

Match No.: MIC67 Table: 3

Umpires: BETTINOTTI Alfredo (ARG)

FERNANDEZ Mauricio (CHI)



Match Results

Resultados del partido / Resultados da partida

MEDINA Luiz (BRA) 3-1 SEPULVEDA J. C. (CHI)

Game Summary		Match	Game 1	Game 2	Game 3	Game 4	Game 5
MEDINA Luiz	BRA	3	8	11	11	14	
SEPULVEDA J. C.	CHI	1	11	6	8	12	
Duration							

Match No.: MIC69 Table: 4

Umpires: ATILIO BRIZUELA Hernan (ARG) TICACALA Victor Hugo (ARG)



Match Results

Resultados del partido / Resultados da partida

DI FRANCO MICHEL Carlo (BRA) 3-0 ARGUELLO GARCIA Domingo (CRC)

Game Summary		Match	Game 1	Game 2	Game 3	Game 4	Game 5
DI FRANCO MICHEL Carlo	BRA	3	11	11	11		
ARGUELLO GARCIA Domingo	CRC	0	6	8	7		
Duration							

Match No.: MIC610 Table: 3

Umpires: BETTINOTTI Alfredo (ARG)

FERNANDEZ Mauricio (CHI)



Entry List by Event

Lista de Inscripciones por Evento / Lista de Inscrições por Evento

As of 12 AUG 2007

NPC	Seed	Bib No.	Name	Date of Birth
ARG - Argentina		15	FERRO Pablo	06 MAR 1980
BRA - Brazil		36	LIMA Cristovan	17 DEC 1964
CAN - Canada		47	MOJTAHED Masoud	22 DEC 1966
CHI - Chile		54	ARENAS Miguel Angel	27 OCT 1954
		55	DETTONI Cristian	08 OCT 1974
COL - Colombia		62	VARGAS David	14 APR 1984
CRC - Costa Rica		66	MONCADA ORDOÑEZ Gerardo	16 OCT 1953
PER - Peru		92	YAÑEZ AMPUERO Guillermo	18 JAN 1958
URU - Uruguay		95	DIEZ Claudio Horacio	30 SEP 1957
USA - United States of America		100	BASS Norman	21 JAN 1939
		101	LEVY Edward	15 FEB 1987
		104	SEIDENFELD Mitchell	18 MAR 1983
VEN - Venezuela		114	MARTINEZ TAZ Alger	21 MAR 1984



Match Results

Resultados del partido / Resultados da partida

SEIDENFELD Mitchell (USA) 3-0 YAÑEZ AMPUERO Guillermo (PER)

Game Summary		Match	Game 1	Game 2	Game 3	Game 4	Game 5
SEIDENFELD Mitchell	USA	3	11	11	11		
YAÑEZ AMPUERO Guillermo	PER	0	3	4	8		
Duration							

Match No.: MIC71 Table: 5

Umpires: DEMARIO Leonor (BRA)

GOMES Jaime (BRA)



Match Results

Resultados del partido / Resultados da partida

SEIDENFELD Mitchell (USA) 3-0 DETTONI Cristian (CHI)

Game Summary		Match	Game 1	Game 2	Game 3	Game 4	Game 5
SEIDENFELD Mitchell	USA	3	11	11	11		
DETTONI Cristian	CHI	0	8	9	6		
Duration							

Match No.: MIC72 Table: 5

Umpires: CAPPELLARI Alfeo Luis (BRA) SALVETTI Amarildo (BRA)



Match Results

Resultados del partido / Resultados da partida

DETONI Cristian (CHI) 3-0 YAÑEZ AMPUERO Guillermo (PER)

Game Summary		Match	Game 1	Game 2	Game 3	Game 4	Game 5
DETONI Cristian	CHI	3	11	11	11		
YAÑEZ AMPUERO Guillermo	PER	0	1	4	6		
Duration							

Match No.: MIC73 Table: 1

Umpires: DA SILVA Mariclea (BRA)

SOEIRO G. Ronald (BRA)



Match Results

Resultados del partido / Resultados da partida

BASS Norman (USA) 3-2 VARGAS David (COL)

Game Summary		Match	Game 1	Game 2	Game 3	Game 4	Game 5
BASS Norman	USA	3	4	11	10	11	11
VARGAS David	COL	2	11	2	12	7	5
Duration							

Match No.: MIC74 Table: 1

Umpires: MUSTAFA Erbas (CAN)

BORGES Fernando (BRA)



Match Results

Resultados del partido / Resultados da partida

BASS Norman (USA) 3-0 MONCADA ORDOÑEZ Gerardo (CRC)

Game Summary		Match	Game 1	Game 2	Game 3	Game 4	Game 5
BASS Norman	USA	3	11	11	11		
MONCADA ORDOÑEZ Gerardo	CRC	0	7	3	1		
Duration							

Match No.: MIC75 Table: 1

Umpires: BOZZANO Vinicius (BRA)

MUALEM Fernando (BRA)



Match Results

Resultados del partido / Resultados da partida

VARGAS David (COL) 3-0 MONCADA ORDOÑEZ Gerardo (CRC)

Game Summary		Match	Game 1	Game 2	Game 3	Game 4	Game 5
VARGAS David	COL	3	11	11	11		
MONCADA ORDOÑEZ Gerardo	CRC	0	3	5	7		
Duration							

Match No.: MIC76 Table: 2

Umpires: TICACALA Victor Hugo (ARG) ANDRADE AVILA Pablo (CHI)



Match Results

Resultados del partido / Resultados da partida

LIMA Cristovan (BRA) 3-0 MARTINEZ TAZ Alger (VEN)

Game Summary		Match	Game 1	Game 2	Game 3	Game 4	Game 5
LIMA Cristovan	BRA	3	11	11	11		
MARTINEZ TAZ Alger	VEN	0	5	3	9		
Duration							

Match No.: MIC77 Table: 2

Umpires: VIGEANT Denis (CAN)

KESLER Larry N. (USA)



Match Results

Resultados del partido / Resultados da partida

LIMA Cristovan (BRA) 3-0 FERRO Pablo (ARG)

Game Summary		Match	Game 1	Game 2	Game 3	Game 4	Game 5
LIMA Cristovan	BRA	3	11	11	11		
FERRO Pablo	ARG	0	8	6	8		
Duration							

Match No.: MIC78 Table: 2

Umpires: MOLEDA PINO Jorge (URU)

TORRES la ROSA Angel (CUB)



Match Results

Resultados del partido / Resultados da partida

MARTINEZ TAZ Alger (VEN) 3-1 FERRO Pablo (ARG)

Game Summary		Match	Game 1	Game 2	Game 3	Game 4	Game 5
MARTINEZ TAZ Alger	VEN	3	9	11	13	11	
FERRO Pablo	ARG	1	11	7	11	8	
Duration							

Match No.: MIC79 Table: 3

Umpires: CAPPELLARI Alfeo Luis (BRA) SALVETTI Amarildo (BRA)



Match Results

Resultados del partido / Resultados da partida

MOJTAHED Masoud (CAN) 3-0 ARENAS Miguel Angel (CHI)

Game Summary		Match	Game 1	Game 2	Game 3	Game 4	Game 5
MOJTAHED Masoud	CAN	3	11	11	11		
ARENAS Miguel Angel	CHI	0	1	2	7		
Duration							

Match No.: MIC710 Table: 4

Umpires: FLECHA CHAPARRO Oscar (PAR) PUTTI Alcidino Jose (BRA)



Match Results

Resultados del partido / Resultados da partida

LEVY Edward (USA) 3-0 DIEZ Claudio Horacio (URU)

Game Summary		Match	Game 1	Game 2	Game 3	Game 4	Game 5
LEVY Edward	USA	3	11	11	11		
DIEZ Claudio Horacio	URU	0	7	5	1		
Duration							

Match No.: MIC711 Table: 5

Umpires: BETTINOTTI Alfredo (ARG)

FERNANDEZ Mauricio (CHI)



Match Results

Resultados del partido / Resultados da partida

DIEZ Claudio Horacio (URU) 3-2 ARENAS Miguel Angel (CHI)

Game Summary		Match	Game 1	Game 2	Game 3	Game 4	Game 5
DIEZ Claudio Horacio	URU	3	13	9	4	11	11
ARENAS Miguel Angel	CHI	2	11	11	11	6	5
Duration							

Match No.: MIC712 Table: 4

Umpires: LASARO Ivam (BRA)

BORGES Fernando (BRA)



Match Results

Resultados del partido / Resultados da partida

LEVY Edward (USA) 3-1 MOJTAHED Masoud (CAN)

Game Summary		Match	Game 1	Game 2	Game 3	Game 4	Game 5
LEVY Edward	USA	3	11	9	11	11	
MOJTAHED Masoud	CAN	1	6	11	7	6	
Duration							

Match No.: MIC713 Table: 5

Umpires: DA SILVA Mariclea (BRA)

SOEIRO G. Ronald (BRA)



Match Results

Resultados del partido / Resultados da partida

MOJTAHED Masoud (CAN) 3-0 DIEZ Claudio Horacio (URU)

Game Summary		Match	Game 1	Game 2	Game 3	Game 4	Game 5
MOJTAHED Masoud	CAN	3	11	11	11		
DIEZ Claudio Horacio	URU	0	6	2	6		
Duration							

Match No.: MIC714 Table: 3

Umpires: DEMARIO Leonor (BRA)

GOMES Jaime (BRA)



Match Results

Resultados del partido / Resultados da partida

LEVY Edward (USA) 3-0 ARENAS Miguel Angel (CHI)

Game Summary		Match	Game 1	Game 2	Game 3	Game 4	Game 5
LEVY Edward	USA	3	11	11	11		
ARENAS Miguel Angel	CHI	0	6	6	4		
Duration							

Match No.: MIC715 Table: 4

Umpires: CAPPELLARI Alfeo Luis (BRA) SALVETTI Amarildo (BRA)



Results

Resultados / Resultados

Quarterfinal	NPC Code	Semifinal	Final
SEIDENFELD Mitchell	USA	SEIDENFELD M 3-0 (11:4 11:4 11:6)	SEIDENFELD M 3-0 (11:5 11:8 12:10)
VARGAS David	COL		
MARTINEZ TAZ Alger	VEN	LEVY E 3-0 (11:4 11:8 11:6)	
LEVY Edward	USA		
LIMA Cristovan	BRA	LIMA C 3-2 (11:4 6:11 6:11 13:11 11:4)	SEIDENFELD M 3-0 (11:4 11:5 11:5)
DETONI Cristian	CHI		
MOJTAHED Masoud	CAN	BASS N 3-2 (11:4 10:12 7:11 11:4 11:5)	LIMA C 3-2 (9:11 9:11 11:7 11:9 11:4)
BASS Norman	USA		
			GOLD
			SILVER
			BRONZE



Match Results

Resultados del partido / Resultados da partida

BASS Norman (USA) 3-2 MOJTAHED Masoud (CAN)

Game Summary		Match	Game 1	Game 2	Game 3	Game 4	Game 5
BASS Norman	USA	3	11	10	7	11	11
MOJTAHED Masoud	CAN	2	4	12	11	4	5
Duration							

Match No.: MIC719 Table: 5

Umpires: DEMARIO Leonor (BRA)

GOMES Jaime (BRA)



Match Results

Resultados del partido / Resultados da partida

LIMA Cristovan (BRA) 3-2 DETTONI Cristian (CHI)

Game Summary		Match	Game 1	Game 2	Game 3	Game 4	Game 5
LIMA Cristovan	BRA	3	11	6	6	13	11
DETTONI Cristian	CHI	2	4	11	11	11	4
Duration							

Match No.: MIC718 Table: 4

Umpires: ATILIO BRIZUELA Hernan (ARG) PETAUTSCHNING Erich F. (CHI)



Match Results

Resultados del partido / Resultados da partida

LEVY Edward (USA) 3-0 MARTINEZ TAZ Alger (VEN)

Game Summary		Match	Game 1	Game 2	Game 3	Game 4	Game 5
LEVY Edward	USA	3	11	11	11		
MARTINEZ TAZ Alger	VEN	0	4	8	6		
Duration							

Match No.: MIC717 Table: 3

Umpires: LASARO Ivam (BRA)

BORGES Fernando (BRA)



Match Results

Resultados del partido / Resultados da partida

SEIDENFELD Mitchell (USA) 3-0 VARGAS David (COL)

Game Summary		Match	Game 1	Game 2	Game 3	Game 4	Game 5
SEIDENFELD Mitchell	USA	3	11	11	11		
VARGAS David	COL	0	4	4	6		
Duration							

Match No.: MIC716 Table: 5

Umpires: ULUMAR Jorge (BRA)

SCHINDLER Jovino (BRA)



Match Results

Resultados del partido / Resultados da partida

LIMA Cristovan (BRA) 3-2 BASS Norman (USA)

Game Summary		Match	Game 1	Game 2	Game 3	Game 4	Game 5
LIMA Cristovan	BRA	3	9	9	11	11	11
BASS Norman	USA	2	11	11	7	9	4
Duration							

Match No.: MIC721 Table: 4

Umpires: MOLEDA PINO Jorge (URU)

TORRES la ROSA Angel (CUB)



Match Results

Resultados del partido / Resultados da partida

SEIDENFELD Mitchell (USA) 3-0 LEVY Edward (USA)

Game Summary		Match	Game 1	Game 2	Game 3	Game 4	Game 5
SEIDENFELD Mitchell	USA	3	11	11	12		
LEVY Edward	USA	0	5	8	10		
Duration							

Match No.: MIC720 Table: 3

Umpires: DEMARIO Leonor (BRA)

GOMES Jaime (BRA)



Match Results

Resultados del partido / Resultados da partida

BASS Norman (USA) 3-0 LEVY Edward (USA)

Game Summary		Match	Game 1	Game 2	Game 3	Game 4	Game 5
BASS Norman	USA	3	11	11	11		
LEVY Edward	USA	0	7	4	9		
Duration							

Match No.: MIC722 Table: 2

Umpires: CAPPELLARI Alfeo Luis (BRA) ULUMAR Jorge (BRA)



Match Results

Resultados del partido / Resultados da partida

SEIDENFELD Mitchell (USA) 3-0 LIMA Cristovan (BRA)

Game Summary		Match	Game 1	Game 2	Game 3	Game 4	Game 5
SEIDENFELD Mitchell	USA	3	11	11	11		
LIMA Cristovan	BRA	0	4	5	5		
Duration							

Match No.: MIC723 Table: 1

Umpires: MUSTAFA Erbas (CAN)

PETAUTSCHNING Erich F. (CHI)



Entry List by Event

Lista de Inscripciones por Evento / Lista de Inscrições por Evento

As of 12 AUG 2007

NPC	Seed	Bib No.	Name	Date of Birth
BRA - Brazil		37	MELO Francisco	10 MAY 1981
		38	NASCIMENTO JÚNIOR João	06 AUG 1980
CAN - Canada		48	KENT Ian	04 JUL 1961
		49	POUDRIER Réal	03 NOV 1950
CHI - Chile		56	MORALES Ruperto	10 DEC 1953
MEX - Mexico		86	FLORES Víctor M.	08 DEC 1956
		87	PULIDO Marco A.	24 APR 1969
USA - United States of America		103	LEIBOVITZ Tahl	01 JUN 1975
		102	LO Wayne	23 JAN 1956
VEN - Venezuela		115	FASANARO Carlos	29 MAR 1960



Match Results

Resultados del partido / Resultados da partida

LEIBOVITZ Tahl (USA) 3-0 MORALES Ruperto (CHI)

Game Summary		Match	Game 1	Game 2	Game 3	Game 4	Game 5
LEIBOVITZ Tahl	USA	3	11	11	11		
MORALES Ruperto	CHI	0	3	8	9		
Duration							

Match No.: MIC81 Table: 1

Umpires: MUSTAFA Erbas (CAN)

BORGES Fernando (BRA)



Match Results

Resultados del partido / Resultados da partida

LEIBOVITZ Tahl (USA) 3-0 PULIDO Marco A. (MEX)

Game Summary		Match	Game 1	Game 2	Game 3	Game 4	Game 5
LEIBOVITZ Tahl	USA	3	11	11	11		
PULIDO Marco A.	MEX	0	5	4	5		
Duration							

Match No.: MIC82 Table: 1

Umpires: MUSTAFA Erbas (CAN)

BORGES Fernando (BRA)



Match Results

Resultados del partido / Resultados da partida

MORALES Ruperto (CHI) 3-0 PULIDO Marco A. (MEX)

Game Summary		Match	Game 1	Game 2	Game 3	Game 4	Game 5
MORALES Ruperto	CHI	3	11	11	11		
PULIDO Marco A.	MEX	0	8	6	4		
Duration							

Match No.: MIC83 Table: 1

Umpires: MUSTAFA Erbas (CAN)

BORGES Fernando (BRA)



Match Results

Resultados del partido / Resultados da partida

KENT Ian (CAN) 3-0 FASANARO Carlos (VEN)

Game Summary		Match	Game 1	Game 2	Game 3	Game 4	Game 5
KENT Ian	CAN	3	11	11	11		
FASANARO Carlos	VEN	0	2	7	7		
Duration							

Match No.: MIC84 Table: 2

Umpires: DEMARIO Leonor (BRA)

GOMES Jaime (BRA)



Match Results

Resultados del partido / Resultados da partida

MELO Francisco (BRA) 3-0 FLORES Víctor M. (MEX)

Game Summary		Match	Game 1	Game 2	Game 3	Game 4	Game 5
MELO Francisco	BRA	3	11	11	11		
FLORES Víctor M.	MEX	0	6	6	5		
Duration							

Match No.: MIC85 Table: 3

Umpires: ATILIO BRIZUELA Hernan (ARG) PETAUTSCHNING Erich F. (CHI)



Match Results

Resultados del partido / Resultados da partida

MELO Francisco (BRA) 3-2 FASANARO Carlos (VEN)

Game Summary		Match	Game 1	Game 2	Game 3	Game 4	Game 5
MELO Francisco	BRA	3	9	11	11	11	11
FASANARO Carlos	VEN	2	11	4	4	13	9
Duration							

Match No.: MIC86 Table: 2

Umpires: TICACALA Victor Hugo (ARG) ANDRADE AVILA Pablo (CHI)



Match Results

Resultados del partido / Resultados da partida

KENT Ian (CAN) 3-0 FLORES Víctor M. (MEX)

Game Summary		Match	Game 1	Game 2	Game 3	Game 4	Game 5
KENT Ian	CAN	3	11	11	11		
FLORES Víctor M.	MEX	0	9	4	4		
Duration							

Match No.: MIC87 Table: 3

Umpires: BOZZANO Vinicius (BRA)

MUALEM Fernando (BRA)



Match Results

Resultados del partido / Resultados da partida

KENT Ian (CAN) 3-2 MELO Francisco (BRA)

Game Summary		Match	Game 1	Game 2	Game 3	Game 4	Game 5
KENT Ian	CAN	3	11	7	7	11	11
MELO Francisco	BRA	2	7	11	11	4	8
Duration							

Match No.: MIC88 Table: 2

Umpires: MOLEDA PINO Jorge (URU)

TORRES la ROSA Angel (CUB)



Match Results

Resultados del partido / Resultados da partida

FASANARO Carlos (VEN) 3-2 FLORES Víctor M. (MEX)

Game Summary		Match	Game 1	Game 2	Game 3	Game 4	Game 5
FASANARO Carlos	VEN	3	6	11	11	8	11
FLORES Víctor M.	MEX	2	11	9	4	11	3
Duration							

Match No.: MIC89 Table: 3

Umpires: BOZZANO Vinicius (BRA)

MUALEM Fernando (BRA)



Match Results

Resultados del partido / Resultados da partida

NASCIMENTO JÚNIOR João (BRA) 3-0 POUDRIER Réal (CAN)

Game Summary		Match	Game 1	Game 2	Game 3	Game 4	Game 5
NASCIMENTO JÚNIOR João	BRA	3	11	11	13		
POUDRIER Réal	CAN	0	8	4	11		
Duration							

Match No.: MIC810 Table: 4

Umpires: BETTINOTTI Alfredo (ARG)

FERNANDEZ Mauricio (CHI)



Match Results

Resultados del partido / Resultados da partida

LO Wayne (USA) 3-2 NASCIMENTO JÚNIOR João (BRA)

Game Summary		Match	Game 1	Game 2	Game 3	Game 4	Game 5
LO Wayne	USA	3	11	2	11	11	11
NASCIMENTO JÚNIOR João	BRA	2	7	11	7	13	4
Duration							

Match No.: MIC811 Table: 4

Umpires: MOLEDA PINO Jorge (URU)

TORRES la ROSA Angel (CUB)



Match Results

Resultados del partido / Resultados da partida

LO Wayne (USA) 3-1 POUDRIER Réal (CAN)

Game Summary		Match	Game 1	Game 2	Game 3	Game 4	Game 5
LO Wayne	USA	3	11	9	11	11	
POUDRIER Réal	CAN	1	6	11	4	5	
Duration							

Match No.: MIC812 Table: 4

Umpires: BETTINOTTI Alfredo (ARG)

FERNANDEZ Mauricio (CHI)



Results

Resultados / Resultados

Quarterfinal	NPC Code	Semifinal	Final
LEIBOVITZ Tahl	USA	LEIBOVITZ T (LEIBOVITZ T 3-0 (11:3 11:3 11:7)
Bye			
MELO Francisco	BRA	MELO F 3-2 (5:11 12:10 9:11 11:9 11:9)	
NASCIMENTO JÚN.	BRA		
LO Wayne	USA	LOW 3-0 (11:4 11:6 11:9)	LEIBOVITZ T 3-0 (11:5 11:9 11:6)
MORALES Ruperto	CHI		
Bye		KENT I 3-1 (11:8 14:12 3:11 11:3)	SILVER KENT I
KENT Ian	CAN	KENT I (BRONZE MELO F LOW 3-2 (2:11 12:10 11:8 11:13 11:9)



Match Results

Resultados del partido / Resultados da partida

LO Wayne (USA) 3-0 MORALES Ruperto (CHI)

Game Summary		Match	Game 1	Game 2	Game 3	Game 4	Game 5
LO Wayne	USA	3	11	11	11		
MORALES Ruperto	CHI	0	4	6	9		
Duration							

Match No.: MIC814 Table: 4

Umpires: GOMES Jaime (BRA)

PUTTI Alcidino Jose (BRA)



Match Results

Resultados del partido / Resultados da partida

MELO Francisco (BRA) 3-2 NASCIMENTO JÚNIOR João (BRA)

Game Summary		Match	Game 1	Game 2	Game 3	Game 4	Game 5
MELO Francisco	BRA	3	5	12	9	11	11
NASCIMENTO JÚNIOR João	BRA	2	11	10	11	9	9
Duration							

Match No.: MIC813 Table: 3

Umpires: GUY Patrick (USA)

KESLER Larry N. (USA)



Match Results

Resultados del partido / Resultados da partida

KENT Ian (CAN) 3-1 LO Wayne (USA)

Game Summary		Match	Game 1	Game 2	Game 3	Game 4	Game 5
KENT Ian	CAN	3	11	14	3	11	
LO Wayne	USA	1	8	12	11	3	
Duration							

Match No.: MIC816 Table: 2

Umpires: DEMARIO Leonor (BRA)

GOMES Jaime (BRA)



Match Results

Resultados del partido / Resultados da partida

LEIBOVITZ Tahl (USA) 3-0 MELO Francisco (BRA)

Game Summary		Match	Game 1	Game 2	Game 3	Game 4	Game 5
LEIBOVITZ Tahl	USA	3	11	11	11		
MELO Francisco	BRA	0	3	3	7		
Duration							

Match No.: MIC815 Table: 1

Umpires: ATILIO BRIZUELA Hernan (ARG) PETAUTSCHNING Erich F. (CHI)



Match Results

Resultados del partido / Resultados da partida

LO Wayne (USA) 3-2 MELO Francisco (BRA)

Game Summary		Match	Game 1	Game 2	Game 3	Game 4	Game 5
LO Wayne	USA	3	2	12	11	11	11
MELO Francisco	BRA	2	11	10	8	13	9
Duration							

Match No.: MIC817 Table: 2

Umpires: ATILIO BRIZUELA Hernan (ARG) PETAUTSCHNING Erich F. (CHI)



Match Results

Resultados del partido / Resultados da partida

LEIBOVITZ Tahl (USA) 3-0 KENT Ian (CAN)

Game Summary		Match	Game 1	Game 2	Game 3	Game 4	Game 5
LEIBOVITZ Tahl	USA	3	11	11	11		
KENT Ian	CAN	0	5	9	6		
Duration							

Match No.: MIC818 Table: 1

Umpires: DA SILVA Mariclea (BRA)

SOEIRO G. Ronald (BRA)



Entry List by Event

Lista de Inscripciones por Evento / Lista de Inscrições por Evento

As of 12 AUG 2007

NPC	Seed	Bib No.	Name	Date of Birth
BRA - Brazil		40	ALMEIDA Willian	30 JUL 1983
		41	CALDEIRA Alexandre	16 JAN 1975
		42	MELLO Antônio	03 NOV 1985
		39	PINHEIRO Edmilson	17 JUN 1977
CAN - Canada		50	PELLETIER Martin	04 APR 1967
CHI - Chile		57	CASAS del VALLE Gerardo M.	05 NOV 1949
CUB - Cuba		71	MANSO SALAZAR Erich	11 SEP 1982
ESA - El Salvador		72	MUÑOZ BENITEZ Melvin Jonathan	30 SEP 1981
HAI - Haiti		73	ST PIERRE Emmanuel	05 DEC 1981
MEX - Mexico		88	DOMÍNGUEZ René	12 JUN 1994
		89	VIVANCO José Luis	12 JUL 1958
VEN - Venezuela		116	ASCANIO Andres	27 JUN 1967



Match Results

Resultados del partido / Resultados da partida

PINHEIRO Edmilson (BRA) 3-0 ALMEIDA Willian (BRA)

Game Summary		Match	Game 1	Game 2	Game 3	Game 4	Game 5
PINHEIRO Edmilson	BRA	3	11	11	11		
ALMEIDA Willian	BRA	0	3	5	7		
Duration							

Match No.: MIC9-101 Table: 1

Umpires: TICACALA Victor Hugo (ARG)

ANDRADE AVILA Pablo (CHI)



Match Results

Resultados del partido / Resultados da partida

ASCANIO Andres (VEN) W/O ST PIERRE Emmanuel (HAI)

Game Summary		Match	Game 1	Game 2	Game 3	Game 4	Game 5
ASCANIO Andres	VEN	(W/O)					
ST PIERRE Emmanuel	HAI						
Duration							

Match No.: MIC9-102 Table: 2

Umpires: DEMARIO Leonor (BRA)

GOMES Jaime (BRA)

Legend:
W/O Walkover



Match Results

Resultados del partido / Resultados da partida

ALMEIDA Willian (BRA) 3-1 ST PIERRE Emmanuel (HAI)

Game Summary		Match	Game 1	Game 2	Game 3	Game 4	Game 5
ALMEIDA Willian	BRA	3	11	9	11	11	
ST PIERRE Emmanuel	HAI	1	8	11	4	3	
Duration							

Match No.: MIC9-103 Table: 1

Umpires: ATILIO BRIZUELA Hernan (ARG) PETAUTSCHNING Erich F. (CHI)



Match Results

Resultados del partido / Resultados da partida

PINHEIRO Edmilson (BRA) 3-0 ASCANIO Andres (VEN)

Game Summary		Match	Game 1	Game 2	Game 3	Game 4	Game 5
PINHEIRO Edmilson	BRA	3	11	11	11		
ASCANIO Andres	VEN	0	7	8	4		
Duration							

Match No.: MIC9-104 Table: 2

Umpires: TICACALA Victor Hugo (ARG)

ANDRADE AVILA Pablo (CHI)



Match Results

Resultados del partido / Resultados da partida

PINHEIRO Edmilson (BRA) 3-0 ST PIERRE Emmanuel (HAI)

Game Summary		Match	Game 1	Game 2	Game 3	Game 4	Game 5
PINHEIRO Edmilson	BRA	3	11	11	11		
ST PIERRE Emmanuel	HAI	0	2	8	2		
Duration							

Match No.: MIC9-105 Table: 1

Umpires: VIGEANT Denis (CAN)

KESLER Larry N. (USA)



Match Results

Resultados del partido / Resultados da partida

ALMEIDA Willian (BRA) 3-0 ASCANIO Andres (VEN)

Game Summary		Match	Game 1	Game 2	Game 3	Game 4	Game 5
ALMEIDA Willian	BRA	3	11	11	11		
ASCANIO Andres	VEN	0	3	4	4		
Duration							

Match No.: MIC9-106 Table: 2

Umpires: MOLEDA PINO Jorge (URU)

TORRES la ROSA Angel (CUB)



Match Results

Resultados del partido / Resultados da partida

VIVANCO José Luis (MEX) 3-0 MUÑOZ BENITEZ Melvin J. (ESA)

Game Summary		Match	Game 1	Game 2	Game 3	Game 4	Game 5
VIVANCO José Luis	MEX	3	12	11	11		
MUÑOZ BENITEZ Melvin J.	ESA	0	10	5	5		
Duration							

Match No.: MIC9-107 Table: 3

Umpires: FLECHA CHAPARRO Oscar (PAR) PUTTI Alcidino Jose (BRA)



Match Results

Resultados del partido / Resultados da partida

MELLO Antônio (BRA) 3-0 CASAS del VALLE Gerardo M. (CHI)

Game Summary		Match	Game 1	Game 2	Game 3	Game 4	Game 5
MELLO Antônio	BRA	3	11	11	11		
CASAS del VALLE Gerardo M.	CHI	0	5	8	3		
Duration							

Match No.: MIC9-108 Table: 4

Umpires: MOLEDA PINO Jorge (URU)

TORRES la ROSA Angel (CUB)



Match Results

Resultados del partido / Resultados da partida

MUÑOZ BENITEZ Melvin J. (ESA) 3-1 CASAS del VALLE Gerardo M. (CHI)

Game Summary		Match	Game 1	Game 2	Game 3	Game 4	Game 5
MUÑOZ BENITEZ Melvin J.	ESA	3	11	10	11	11	
CASAS del VALLE Gerardo M.	CHI	1	7	12	9	5	
Duration							

Match No.: MIC9-109 Table: 3

Umpires: MUSTAFA Erbas (CAN)

BORGES Fernando (BRA)



Match Results

Resultados del partido / Resultados da partida

VIVANCO José Luis (MEX) 3-0 MELLO Antônio (BRA)

Game Summary		Match	Game 1	Game 2	Game 3	Game 4	Game 5
VIVANCO José Luis	MEX	3	11	11	11		
MELLO Antônio	BRA	0	6	8	8		
Duration							

Match No.: MIC9-1010 Table: 4

Umpires: MOLEDA PINO Jorge (URU)

TORRES la ROSA Angel (CUB)



Match Results

Resultados del partido / Resultados da partida

VIVANCO José Luis (MEX) 3-0 CASAS del VALLE Gerardo M. (CHI)

Game Summary		Match	Game 1	Game 2	Game 3	Game 4	Game 5
VIVANCO José Luis	MEX	3	11	12	11		
CASAS del VALLE Gerardo M.	CHI	0	4	10	8		
Duration							

Match No.: MIC9-1011 Table: 3

Umpires: MUSTAFA Erbas (CAN)

BORGES Fernando (BRA)



Match Results

Resultados del partido / Resultados da partida

MELLO Antônio (BRA) 3-0 MUÑOZ BENITEZ Melvin J. (ESA)

Game Summary		Match	Game 1	Game 2	Game 3	Game 4	Game 5
MELLO Antônio	BRA	3	11	11	12		
MUÑOZ BENITEZ Melvin J.	ESA	0	7	8	10		
Duration							

Match No.: MIC9-1012 Table: 4

Umpires: BETTINOTTI Alfredo (ARG)

FERNANDEZ Mauricio (CHI)



Match Results

Resultados del partido / Resultados da partida

CALDEIRA Alexandre (BRA) 3-0 DOMÍNGUEZ René (MEX)

Game Summary		Match	Game 1	Game 2	Game 3	Game 4	Game 5
CALDEIRA Alexandre	BRA	3	11	11	11		
DOMÍNGUEZ René	MEX	0	4	5	5		
Duration							

Match No.: MIC9-1013 Table: 5

Umpires: ATILIO BRIZUELA Hernan (ARG) PETAUTSCHNING Erich F. (CHI)



Match Results

Resultados del partido / Resultados da partida

PELLETIER Martin (CAN) 3-2 MANSO SALAZAR Erich (CUB)

Game Summary		Match	Game 1	Game 2	Game 3	Game 4	Game 5
PELLETIER Martin	CAN	3	7	11	13	11	11
MANSO SALAZAR Erich	CUB	2	11	13	11	8	3
Duration							

Match No.: MIC9-1014 Table: 5

Umpires: FLECHA CHAPARRO Oscar (PAR) PUTTI Alcidino Jose (BRA)



Match Results

Resultados del partido / Resultados da partida

MANSO SALAZAR Erich (CUB) 3-0 DOMÍNGUEZ René (MEX)

Game Summary		Match	Game 1	Game 2	Game 3	Game 4	Game 5
MANSO SALAZAR Erich	CUB	3	11	11	11		
DOMÍNGUEZ René	MEX	0	4	8	8		
Duration							

Match No.: MIC9-1015 Table: 5

Umpires: BOZZANO Vinicius (BRA)

MUALEM Fernando (BRA)



Match Results

Resultados del partido / Resultados da partida

CALDEIRA Alexandre (BRA) 3-0 PELLETIER Martin (CAN)

Game Summary		Match	Game 1	Game 2	Game 3	Game 4	Game 5
CALDEIRA Alexandre	BRA	3	11	11	11		
PELLETIER Martin	CAN	0	8	8	4		
Duration							

Match No.: MIC9-1016 Table: 5

Umpires: ATILIO BRIZUELA Hernan (ARG) PETAUTSCHNING Erich F. (CHI)



Match Results

Resultados del partido / Resultados da partida

CALDEIRA Alexandre (BRA) 3-2 MANSO SALAZAR Erich (CUB)

Game Summary		Match	Game 1	Game 2	Game 3	Game 4	Game 5
CALDEIRA Alexandre	BRA	3	11	9	7	11	11
MANSO SALAZAR Erich	CUB	2	8	11	11	3	7
Duration							

Match No.: MIC9-1017 Table: 5

Umpires: ATILIO BRIZUELA Hernan (ARG) PETAUTSCHNING Erich F. (CHI)



Match Results

Resultados del partido / Resultados da partida

DOMÍNGUEZ René (MEX) 3-0 PELLETIER Martin (CAN)

Game Summary		Match	Game 1	Game 2	Game 3	Game 4	Game 5
DOMÍNGUEZ René	MEX	3	13	11	11		
PELLETIER Martin	CAN	0	11	7	8		
Duration							

Match No.: MIC9-1018 Table: 5

Umpires: FLECHA CHAPARRO Oscar (PAR) PUTTI Alcidino Jose (BRA)



Results

Resultados / Resultados

Quarterfinal	NPC Code	Semifinal	Final
PINHEIRO Edmilson	BRA	PINHEIRO E (MANSO SALAZAR E 3-2 (11:6 2:11 11:9 3:11 11:9)
Bye			
MELLO Antônio	BRA	MANSO SALAZAR E 3-1 (9:11 11:9 11:5 11:7)	
MANSO SALAZAR Erich	CUB		
			GOLD
			MANSO SALAZAR E 3-0 (18:16 12:10 12:10)
CALDEIRA Alexandre	BRA	ALMEIDA W 3-1 (11:9 11:7 5:11 11:5)	ALMEIDA W 3-2 (6:11 12:10 4:11 11:7 12:10)
ALMEIDA Willian	BRA		
Bye			
			ALMEIDA W
		VIVANCO JL (
			PINHEIRO E
VIVANCO José Luis	MEX		PINHEIRO E 3-2 (6:11 11:6 6:11 11:9 14:12)
			VIVANCO JL
			BRONZE



Match Results

Resultados del partido / Resultados da partida

ALMEIDA Willian (BRA) 3-1 CALDEIRA Alexandre (BRA)

Game Summary		Match	Game 1	Game 2	Game 3	Game 4	Game 5
ALMEIDA Willian	BRA	3	11	11	5	11	
CALDEIRA Alexandre	BRA	1	9	7	11	5	
Duration							

Match No.: MIC9-1020 Table: 2

Umpires: FERRER Maria J. (BRA)

MOLEDA PINO Jorge (URU)



Match Results

Resultados del partido / Resultados da partida

MANSO SALAZAR Erich (CUB) 3-1 MELLO Antônio (BRA)

Game Summary		Match	Game 1	Game 2	Game 3	Game 4	Game 5
MANSO SALAZAR Erich	CUB	3	9	11	11	11	
MELLO Antônio	BRA	1	11	9	5	7	
Duration							

Match No.: MIC9-1019 Table: 1

Umpires: ATILIO BRIZUELA Hernan (ARG) PETAUTSCHNING Erich F. (CHI)



Match Results

Resultados del partido / Resultados da partida

ALMEIDA Willian (BRA) 3-2 VIVANCO José Luis (MEX)

Game Summary		Match	Game 1	Game 2	Game 3	Game 4	Game 5
ALMEIDA Willian	BRA	3	6	12	4	11	12
VIVANCO José Luis	MEX	2	11	10	11	7	10
Duration							

Match No.: MIC9-1022 Table: 2

Umpires: BETTINOTTI Alfredo (ARG)

FERNANDEZ Mauricio (CHI)



Match Results

Resultados del partido / Resultados da partida

MANSO SALAZAR Erich (CUB) 3-2 PINHEIRO Edmilson (BRA)

Game Summary		Match	Game 1	Game 2	Game 3	Game 4	Game 5
MANSO SALAZAR Erich	CUB	3	11	2	11	3	11
PINHEIRO Edmilson	BRA	2	6	11	9	11	9
Duration							

Match No.: MIC9-1021 Table: 1

Umpires: ATILIO BRIZUELA Hernan (ARG) PETAUTSCHNING Erich F. (CHI)



Match Results

Resultados del partido / Resultados da partida

PINHEIRO Edmilson (BRA) 3-2 VIVANCO José Luis (MEX)

Game Summary		Match	Game 1	Game 2	Game 3	Game 4	Game 5
PINHEIRO Edmilson	BRA	3	6	11	6	11	14
VIVANCO José Luis	MEX	2	11	6	11	9	12
Duration							

Match No.: MIC9-1023 Table: 2

Umpires: KONG Lai-Chu (CAN)

GUY Patrick (USA)



Match Results

Resultados del partido / Resultados da partida

MANSO SALAZAR Erich (CUB) 3-0 ALMEIDA Willian (BRA)

Game Summary		Match	Game 1	Game 2	Game 3	Game 4	Game 5
MANSO SALAZAR Erich	CUB	3	18	12	12		
ALMEIDA Willian	BRA	0	16	10	10		
Duration							

Match No.: MIC9-1024 Table: 1

Umpires: KESLER Larry N. (USA)

FLECHA CHAPARRO Oscar (PAR)



Entry List by Event

Lista de Inscripciones por Evento / Lista de Inscrições por Evento

As of 12 AUG 2007

NPC	Seed	Bib No.	Name	Date of Birth
BRA - Brazil		16	AZEVEDO Carla	24 JAN 1981
		17	DALCIM Rosângela	14 APR 1964
COL - Colombia		58	HURTADO Alexandra	06 MAY 1975
CUB - Cuba		67	HERNÁNDEZ NAVARRO Pastora	06 AUG 1960
		68	SILVA ZAMORA Yanelis	22 SEP 1976
MEX - Mexico		74	PADILLA Alma	14 JAN 1979
		75	SIGALA Edith	16 JUN 1976
USA - United States of America		96	FONTAINE Pamela	16 DEC 1964
VEN - Venezuela		105	CARRILLO Ana	30 MAY 1969
		106	JIMENEZ Romelia	08 OCT 1971



Match Results

Resultados del partido / Resultados da partida

DALCIM Rosângela (BRA) 3-0 HURTADO Alexandra (COL)

Game Summary		Match	Game 1	Game 2	Game 3	Game 4	Game 5
DALCIM Rosângela	BRA	3	11	11	11		
HURTADO Alexandra	COL	0	8	5	4		
Duration							

Match No.: WIC1-31 Table: 6

Umpires: BETTINOTTI Alfredo (ARG)

FERNANDEZ Mauricio (CHI)



Match Results

Resultados del partido / Resultados da partida

DALCIM Rosângela (BRA) 3-0 JIMENEZ Romelia (VEN)

Game Summary		Match	Game 1	Game 2	Game 3	Game 4	Game 5
DALCIM Rosângela	BRA	3	11	11	11		
JIMENEZ Romelia	VEN	0	7	4	6		
Duration							

Match No.: WIC1-32 Table: 6

Umpires: TICACALA Victor Hugo (ARG) ANDRADE AVILA Pablo (CHI)



Match Results

Resultados del partido / Resultados da partida

JIMENEZ Romelia (VEN) 3-0 HURTADO Alexandra (COL)

Game Summary		Match	Game 1	Game 2	Game 3	Game 4	Game 5
JIMENEZ Romelia	VEN	3	11	11	11		
HURTADO Alexandra	COL	0	2	9	9		
Duration							

Match No.: WIC1-33 Table: 6

Umpires: LASARO Ivam (BRA)

BORGES Fernando (BRA)



Match Results

Resultados del partido / Resultados da partida

SIGALA Edith (MEX) 3-0 HERNÁNDEZ Pastora (CUB)

Game Summary		Match	Game 1	Game 2	Game 3	Game 4	Game 5
SIGALA Edith	MEX	3	11	11	11		
HERNÁNDEZ Pastora	CUB	0	5	5	7		
Duration							

Match No.: WIC1-34 Table: 7

Umpires: VIGEANT Denis (CAN)

KESLER Larry N. (USA)



Match Results

Resultados del partido / Resultados da partida

SIGALA Edith (MEX) 3-0 AZEVEDO Carla (BRA)

Game Summary		Match	Game 1	Game 2	Game 3	Game 4	Game 5
SIGALA Edith	MEX	3	11	11	11		
AZEVEDO Carla	BRA	0	1	8	4		
Duration							

Match No.: WIC1-35 Table: 7

Umpires: CHENG SHENG SHAW Tony (CAN) GUY Patrick (USA)



Match Results

Resultados del partido / Resultados da partida

AZEVEDO Carla (BRA) 3-0 HERNÁNDEZ Pastora (CUB)

Game Summary		Match	Game 1	Game 2	Game 3	Game 4	Game 5
AZEVEDO Carla	BRA	3	11	11	12		
HERNÁNDEZ Pastora	CUB	0	2	6	10		
Duration							

Match No.: WIC1-36 Table: 7

Umpires: TICACALA Victor Hugo (ARG)

ANDRADE AVILA Pablo (CHI)



Match Results

Resultados del partido / Resultados da partida

SILVA ZAMORA Yanelis (CUB) 3-0 FONTAINE Pamela (USA)

Game Summary		Match	Game 1	Game 2	Game 3	Game 4	Game 5
SILVA ZAMORA Yanelis	CUB	3	11	11	11		
FONTAINE Pamela	USA	0	3	6	4		
Duration							

Match No.: WIC1-37 Table: 8

Umpires: DEMARIO Leonor (BRA)

GOMES Jaime (BRA)



Match Results

Resultados del partido / Resultados da partida

CARRILLO Ana (VEN) 3-0 PADILLA Alma (MEX)

Game Summary		Match	Game 1	Game 2	Game 3	Game 4	Game 5
CARRILLO Ana	VEN	3	11	11	11		
PADILLA Alma	MEX	0	7	9	8		
Duration							

Match No.: WIC1-38 Table: 9

Umpires: CAPPELLARI Alfeo Luis (BRA) SALVETTI Amarildo (BRA)



Match Results

Resultados del partido / Resultados da partida

SILVA ZAMORA Yanelis (CUB) 3-1 PADILLA Alma (MEX)

Game Summary		Match	Game 1	Game 2	Game 3	Game 4	Game 5
SILVA ZAMORA Yanelis	CUB	3	7	11	11	11	
PADILLA Alma	MEX	1	11	5	5	3	
Duration							

Match No.: WIC1-39 Table: 8

Umpires: BOZZANO Vinicius (BRA)

MUALEM Fernando (BRA)



Match Results

Resultados del partido / Resultados da partida

FONTAINE Pamela (USA) 3-0 CARRILLO Ana (VEN)

Game Summary		Match	Game 1	Game 2	Game 3	Game 4	Game 5
FONTAINE Pamela	USA	3	11	11	11		
CARRILLO Ana	VEN	0	3	6	8		
Duration							

Match No.: WIC1-310 Table: 9

Umpires: FLECHA CHAPARRO Oscar (PAR) PUTTI Alcidino Jose (BRA)



Match Results

Resultados del partido / Resultados da partida

FONTAINE Pamela (USA) 3-0 PADILLA Alma (MEX)

Game Summary		Match	Game 1	Game 2	Game 3	Game 4	Game 5
FONTAINE Pamela	USA	3	13	11	11		
PADILLA Alma	MEX	0	11	5	4		
Duration							

Match No.: WIC1-311 Table: 8

Umpires: BOZZANO Vinicius (BRA)

MUALEM Fernando (BRA)



Match Results

Resultados del partido / Resultados da partida

SILVA ZAMORA Yanelis (CUB) 3-0 CARRILLO Ana (VEN)

Game Summary		Match	Game 1	Game 2	Game 3	Game 4	Game 5
SILVA ZAMORA Yanelis	CUB	3	11	11	11		
CARRILLO Ana	VEN	0	3	5	2		
Duration							

Match No.: WIC1-312 Table: 9

Umpires: CAPPELLARI Alfeo Luis (BRA) SALVETTI Amarildo (BRA)



Results

Resultados / Resultados

Quarterfinal	NPC Code	Semifinal	Final
DALCIM Rosângela	BRA	DALCIM R (FONTAINE P 3-0 (11:3 12:10 11:9)
Bye			
AZEVEDO Carla	BRA	FONTAINE P 3-2 (11:6 9:11 12:10 13:15 11:3)	
FONTAINE Pamela	USA		
SILVA ZAMORA Yanelis	CUB	SILVA ZAMORA Y 3-0 (11:4 11:9 11:4)	SILVA ZAMORA Y 3-0 (11:7 13:11 11:7)
JIMENEZ Romelia	VEN	SILVA ZAMORA Y 3-2 (11:8 14:16 8:11 11:6 11:5)	GOLD
Bye			
SIGALA Edith	MEX	SIGALA E (SILVER FONTAINE P
		DALCIM R	BRONZE
		SIGALA E	SIGALA E 3-2 (11:9 8:11 9:11 11:7 11:6)



Match Results

Resultados del partido / Resultados da partida

SILVA ZAMORA Yanelis (CUB) 3-0 JIMENEZ Romelia (VEN)

Game Summary		Match	Game 1	Game 2	Game 3	Game 4	Game 5
SILVA ZAMORA Yanelis	CUB	3	11	11	11		
JIMENEZ Romelia	VEN	0	4	9	4		
Duration							

Match No.: WIC1-314 Table: 10

Umpires: BOZZANO Vinicius (BRA)

MUALEM Fernando (BRA)



Match Results

Resultados del partido / Resultados da partida

FONTAINE Pamela (USA) 3-2 AZEVEDO Carla (BRA)

Game Summary		Match	Game 1	Game 2	Game 3	Game 4	Game 5
FONTAINE Pamela	USA	3	11	9	12	13	11
AZEVEDO Carla	BRA	2	6	11	10	15	3
Duration							

Match No.: WIC1-313 Table: 9

Umpires: TICACALA Victor Hugo (ARG) ANDRADE AVILA Pablo (CHI)



Match Results

Resultados del partido / Resultados da partida

SILVA ZAMORA Yanelis (CUB) 3-2 SIGALA Edith (MEX)

Game Summary		Match	Game 1	Game 2	Game 3	Game 4	Game 5
SILVA ZAMORA Yanelis	CUB	3	11	14	8	11	11
SIGALA Edith	MEX	2	8	16	11	6	5
Duration							

Match No.: WIC1-316 Table: 10

Umpires: FERRER Maria J. (BRA)

SOEIRO G. Ronald (BRA)



Match Results

Resultados del partido / Resultados da partida

FONTAINE Pamela (USA) 3-0 DALCIM Rosângela (BRA)

Game Summary		Match	Game 1	Game 2	Game 3	Game 4	Game 5
FONTAINE Pamela	USA	3	11	12	11		
DALCIM Rosângela	BRA	0	3	10	9		
Duration							

Match No.: WIC1-315 Table: 9

Umpires: TICACALA Victor Hugo (ARG) VIGEANT Denis (CAN)



Match Results

Resultados del partido / Resultados da partida

SIGALA Edith (MEX) 3-2 DALCIM Rosângela (BRA)

Game Summary		Match	Game 1	Game 2	Game 3	Game 4	Game 5
SIGALA Edith	MEX	3	11	8	9	11	11
DALCIM Rosângela	BRA	2	9	11	11	7	6
Duration							

Match No.: WIC1-317 Table: 10

Umpires: MUSTAFA Erbas (CAN)

BETTINOTTI Alfredo (ARG)



Match Results

Resultados del partido / Resultados da partida

SILVA ZAMORA Yanelis (CUB) 3-0 FONTAINE Pamela (USA)

Game Summary		Match	Game 1	Game 2	Game 3	Game 4	Game 5
SILVA ZAMORA Yanelis	CUB	3	11	13	11		
FONTAINE Pamela	USA	0	7	11	7		
Duration							

Match No.: WIC1-318 Table: 9

Umpires: DA SILVA Mariclea (BRA)

FERNANDEZ Mauricio (CHI)



Entry List by Event

Lista de Inscripciones por Evento / Lista de Inscrições por Evento

As of 12 AUG 2007

NPC	Seed	Bib No.	Name	Date of Birth
ARG - Argentina		1	MAKISHI Marta	12 JUN 1944
		2	PUGLIESE Irma	16 AUG 1948
BRA - Brazil		18	OLIVEIRA Joyce	24 JUN 1990
		19	OLIVEIRA Sônia	23 MAY 1961
		20	PASSOS Maria	09 JUN 1951
CAN - Canada		43	SOKOLOWSKI Laurie	03 JAN 1958
COL - Colombia		59	LOPEZ Lucy	23 JUN 1976
MEX - Mexico		76	ARENALES Teresa	19 AUG 1957
		77	PAREDES Maria	05 SEP 1974
USA - United States of America		97	NIR-KISTLER Noga	18 MAY 1979



Match Results

Resultados del partido / Resultados da partida

PAREDES Maria (MEX) 3-0 SOKOLOWSKI Laurie (CAN)

Game Summary		Match	Game 1	Game 2	Game 3	Game 4	Game 5
PAREDES Maria	MEX	3	11	11	11		
SOKOLOWSKI Laurie	CAN	0	7	5	4		
Duration							

Match No.: WIC4-51 Table: 10

Umpires: BETTINOTTI Alfredo (ARG)

FERNANDEZ Mauricio (CHI)



Match Results

Resultados del partido / Resultados da partida

PAREDES Maria (MEX) 3-0 OLIVEIRA Sônia (BRA)

Game Summary		Match	Game 1	Game 2	Game 3	Game 4	Game 5
PAREDES Maria	MEX	3	11	11	11		
OLIVEIRA Sônia	BRA	0	9	6	6		
Duration							

Match No.: WIC4-52 Table: 6

Umpires: VIGEANT Denis (CAN)

KESLER Larry N. (USA)



Match Results

Resultados del partido / Resultados da partida

OLIVEIRA Sônia (BRA) 3-0 SOKOLOWSKI Laurie (CAN)

Game Summary		Match	Game 1	Game 2	Game 3	Game 4	Game 5
OLIVEIRA Sônia	BRA	3	11	11	11		
SOKOLOWSKI Laurie	CAN	0	2	2	4		
Duration							

Match No.: WIC4-53 Table: 10

Umpires: MOLEDA PINO Jorge (URU)

TORRES la ROSA Angel (CUB)



Match Results

Resultados del partido / Resultados da partida

PASSOS Maria (BRA) 3-0 PUGLIESE Irma (ARG)

Game Summary		Match	Game 1	Game 2	Game 3	Game 4	Game 5
PASSOS Maria	BRA	3	11	11	11		
PUGLIESE Irma	ARG	0	7	5	7		
Duration							

Match No.: WIC4-54 Table: 6

Umpires: VIGEANT Denis (CAN)

KESLER Larry N. (USA)



Match Results

Resultados del partido / Resultados da partida

NIR-KISTLER Noga (USA) 3-1 PASSOS Maria (BRA)

Game Summary		Match	Game 1	Game 2	Game 3	Game 4	Game 5
NIR-KISTLER Noga	USA	3	11	11	8	11	
PASSOS Maria	BRA	1	8	7	11	5	
Duration							

Match No.: WIC4-55 Table: 7

Umpires: TICACALA Victor Hugo (ARG) ANDRADE AVILA Pablo (CHI)



Match Results

Resultados del partido / Resultados da partida

NIR-KISTLER Noga (USA) 3-1 PUGLIESE Irma (ARG)

Game Summary		Match	Game 1	Game 2	Game 3	Game 4	Game 5
NIR-KISTLER Noga	USA	3	5	11	11	11	
PUGLIESE Irma	ARG	1	11	5	3	3	
Duration							

Match No.: WIC4-56 Table: 8

Umpires: DA SILVA Mariclea (BRA)

SOEIRO G. Ronald (BRA)



Match Results

Resultados del partido / Resultados da partida

ARENALES Teresa (MEX) 3-0 LOPEZ Lucy (COL)

Game Summary		Match	Game 1	Game 2	Game 3	Game 4	Game 5
ARENALES Teresa	MEX	3	11	11	11		
LOPEZ Lucy	COL	0	6	5	7		
Duration							

Match No.: WIC4-57 Table: 7

Umpires: FLECHA CHAPARRO Oscar (PAR) PUTTI Alcidino Jose (BRA)



Match Results

Resultados del partido / Resultados da partida

MAKISHI Marta (ARG) 3-1 OLIVEIRA Joyce (BRA)

Game Summary		Match	Game 1	Game 2	Game 3	Game 4	Game 5
MAKISHI Marta	ARG	3	6	11	11	11	
OLIVEIRA Joyce	BRA	1	11	6	7	4	
Duration							

Match No.: WIC4-58 Table: 8

Umpires: CHENG SHENG SHAW Tony (CAN) GUY Patrick (USA)



Match Results

Resultados del partido / Resultados da partida

OLIVEIRA Joyce (BRA) 3-1 LOPEZ Lucy (COL)

Game Summary		Match	Game 1	Game 2	Game 3	Game 4	Game 5
OLIVEIRA Joyce	BRA	3	3	11	11	11	
LOPEZ Lucy	COL	1	11	8	4	9	
Duration							

Match No.: WIC4-59 Table: 8

Umpires: ATILIO BRIZUELA Hernan (ARG) PETAUTSCHNING Erich F. (CHI)



Match Results

Resultados del partido / Resultados da partida

MAKISHI Marta (ARG) 3-1 ARENALES Teresa (MEX)

Game Summary		Match	Game 1	Game 2	Game 3	Game 4	Game 5
MAKISHI Marta	ARG	3	6	11	11	11	
ARENALES Teresa	MEX	1	11	9	6	7	
Duration							

Match No.: WIC4-510 Table: 9

Umpires: FLECHA CHAPARRO Oscar (PAR) PUTTI Alcidino Jose (BRA)



Match Results

Resultados del partido / Resultados da partida

ARENALES Teresa (MEX) 3-0 OLIVEIRA Joyce (BRA)

Game Summary		Match	Game 1	Game 2	Game 3	Game 4	Game 5
ARENALES Teresa	MEX	3	11	11	11		
OLIVEIRA Joyce	BRA	0	7	3	5		
Duration							

Match No.: WIC4-511 Table: 9

Umpires: BETTINOTTI Alfredo (ARG)

FERNANDEZ Mauricio (CHI)



Match Results

Resultados del partido / Resultados da partida

MAKISHI Marta (ARG) 3-0 LOPEZ Lucy (COL)

Game Summary		Match	Game 1	Game 2	Game 3	Game 4	Game 5
MAKISHI Marta	ARG	3	11	11	11		
LOPEZ Lucy	COL	0	4	8	7		
Duration							

Match No.: WIC4-512 Table: 10

Umpires: ULUMAR Jorge (BRA)

SCHINDLER Jovino (BRA)



Results

Resultados / Resultados

Quarterfinal	NPC Code	Semifinal	Final
PAREDES Maria	MEX	PAREDES M (PAREDES M 3-2 (5:11 11:7 11:8 6:11 11:4)
Bye			
PASSOS Maria	BRA	PASSOS M 3-2 (11:7 6:11 12:10 7:11 11:6)	PAREDES M 3-2 (11:9 9:11 2:11 11:9 11:5)
Bye			
MAKISHI Marta	ARG	ARENALES T 3-0 (16:14 11:2 11:6)	NIR-KISTLER N 3-0 (11:8 11:7 11:9)
ARENALES Teresa	MEX		
OLIVEIRA Sônia	BRA	NIR-KISTLER N (PASSOS M ARENALES T 3-2 (7:11 8:11 11:8 12:10 11:6)
Bye			
NIR-KISTLER Noga	USA		
			GOLD
			SILVER
			BRONZE



Match Results

Resultados del partido / Resultados da partida

ARENALES Teresa (MEX) 3-0 OLIVEIRA Sônia (BRA)

Game Summary		Match	Game 1	Game 2	Game 3	Game 4	Game 5
ARENALES Teresa	MEX	3	16	11	11		
OLIVEIRA Sônia	BRA	0	14	2	6		
Duration							

Match No.: WIC4-514 Table: 2

Umpires: CHENG SHENG SHAW Tony (CAN) GUY Patrick (USA)



Match Results

Resultados del partido / Resultados da partida

PASSOS Maria (BRA) 3-2 MAKISHI Marta (ARG)

Game Summary		Match	Game 1	Game 2	Game 3	Game 4	Game 5
PASSOS Maria	BRA	3	11	6	12	7	11
MAKISHI Marta	ARG	2	7	11	10	11	6
Duration							

Match No.: WIC4-513 Table: 1

Umpires: KONG Lai-Chu (CAN)

KESLER Larry N. (USA)



Match Results

Resultados del partido / Resultados da partida

NIR-KISTLER Noga (USA) 3-0 ARENALES Teresa (MEX)

Game Summary		Match	Game 1	Game 2	Game 3	Game 4	Game 5
NIR-KISTLER Noga	USA	3	11	11	11		
ARENALES Teresa	MEX	0	8	7	9		
Duration							

Match No.: WIC4-516 Table: 4

Umpires: BOZZANO Vinicius (BRA)

BORGES Fernando (BRA)



Match Results

Resultados del partido / Resultados da partida

PAREDES Maria (MEX) 3-2 PASSOS Maria (BRA)

Game Summary		Match	Game 1	Game 2	Game 3	Game 4	Game 5
PAREDES Maria	MEX	3	5	11	11	6	11
PASSOS Maria	BRA	2	11	7	8	11	4
Duration							

Match No.: WIC4-515 Table: 3

Umpires: BETTINOTTI Alfredo (ARG)

NAVARRO Victor Hugo (ARG)



Match Results

Resultados del partido / Resultados da partida

PASSOS Maria (BRA) 3-2 ARENALES Teresa (MEX)

Game Summary		Match	Game 1	Game 2	Game 3	Game 4	Game 5
PASSOS Maria	BRA	3	7	8	11	12	11
ARENALES Teresa	MEX	2	11	11	8	10	6
Duration							

Match No.: WIC4-517 Table: 4

Umpires: ATILIO BRIZUELA Hernan (ARG) TORRES la ROSA Angel (CUB)



Match Results

Resultados del partido / Resultados da partida

PAREDES Maria (MEX) 3-2 NIR-KISTLER Noga (USA)

Game Summary		Match	Game 1	Game 2	Game 3	Game 4	Game 5
PAREDES Maria	MEX	3	11	9	2	11	11
NIR-KISTLER Noga	USA	2	9	11	11	9	5
Duration							

Match No.: WIC4-518 Table: 3

Umpires: LASARO Ivam (BRA)

DEMARIO Leonor (BRA)



Entry List by Event

Lista de Inscripciones por Evento / Lista de Inscrições por Evento

As of 12 AUG 2007

NPC	Seed	Bib No.	Name	Date of Birth
ARG - Argentina		3	MUÑOZ Giselle	12 SEP 1984
BRA - Brazil		21	ABREU Dina	10 APR 1967
		22	RODRIGUES Jane	06 JUL 1975
CAN - Canada		44	CHAN Stephanie Chim Hing	30 JUL 1957
MEX - Mexico		78	MARTÍNEZ Irma	30 JUN 1967



Match Results

Resultados del partido / Resultados da partida

RODRIGUES Jane (BRA) 3-0 MUÑOZ Giselle (ARG)

Game Summary		Match	Game 1	Game 2	Game 3	Game 4	Game 5
RODRIGUES Jane	BRA	3	11	15	11		
MUÑOZ Giselle	ARG	0	1	13	8		
Duration							

Match No.: WIC6-810 Table: 2

Umpires: VIGEANT Denis (CAN)

KESLER Larry N. (USA)



Match Results

Resultados del partido / Resultados da partida

CHAN Stephanie Chim Hing (CAN) 3-0 MARTÍNEZ Irma (MEX)

Game Summary		Match	Game 1	Game 2	Game 3	Game 4	Game 5
CHAN Stephanie Chim Hing	CAN	3	11	11	11		
MARTÍNEZ Irma	MEX	0	6	7	3		
Duration							

Match No.: WIC6-89 Table: 1

Umpires: BOZZANO Vinicius (BRA)

MUALEM Fernando (BRA)



Match Results

Resultados del partido / Resultados da partida

CHAN Stephanie Chim Hing (CAN) 3-0 MUÑOZ Giselle (ARG)

Game Summary		Match	Game 1	Game 2	Game 3	Game 4	Game 5
CHAN Stephanie Chim Hing	CAN	3	11	11	11		
MUÑOZ Giselle	ARG	0	8	8	8		
Duration							

Match No.: WIC6-88 Table: 2

Umpires: MUSTAFA Erbas (CAN)

BORGES Fernando (BRA)



Match Results

Resultados del partido / Resultados da partida

MARTÍNEZ Irma (MEX) 3-2 ABREU Dina (BRA)

Game Summary		Match	Game 1	Game 2	Game 3	Game 4	Game 5
MARTÍNEZ Irma	MEX	3	9	11	11	5	11
ABREU Dina	BRA	2	11	9	8	11	5
Duration							

Match No.: WIC6-87 Table: 1

Umpires: MOLEDA PINO Jorge (URU)

TORRES la ROSA Angel (CUB)



Match Results

Resultados del partido / Resultados da partida

CHAN Stephanie Chim Hing (CAN) 3-0 ABREU Dina (BRA)

Game Summary		Match	Game 1	Game 2	Game 3	Game 4	Game 5
CHAN Stephanie Chim Hing	CAN	3	11	11	11		
ABREU Dina	BRA	0	5	0	5		
Duration							

Match No.: WIC6-86 Table: 2

Umpires: ATILIO BRIZUELA Hernan (ARG) PETAUTSCHNING Erich F. (CHI)



Match Results

Resultados del partido / Resultados da partida

RODRIGUES Jane (BRA) 3-0 MARTÍNEZ Irma (MEX)

Game Summary		Match	Game 1	Game 2	Game 3	Game 4	Game 5
RODRIGUES Jane	BRA	3	11	11	11		
MARTÍNEZ Irma	MEX	0	7	1	3		
Duration							

Match No.: WIC6-85 Table: 1

Umpires: TICACALA Victor Hugo (ARG) ANDRADE AVILA Pablo (CHI)



Match Results

Resultados del partido / Resultados da partida

MUÑOZ Giselle (ARG) 3-0 ABREU Dina (BRA)

Game Summary		Match	Game 1	Game 2	Game 3	Game 4	Game 5
MUÑOZ Giselle	ARG	3	11	11	11		
ABREU Dina	BRA	0	3	1	1		
Duration							

Match No.: WIC6-84 Table: 2

Umpires: CHENG SHENG SHAW Tony (CAN) GUY Patrick (USA)



Match Results

Resultados del partido / Resultados da partida

RODRIGUES Jane (BRA) 3-1 CHAN Stephanie Chim Hing (CAN)

Game Summary		Match	Game 1	Game 2	Game 3	Game 4	Game 5
RODRIGUES Jane	BRA	3	9	11	11	11	
CHAN Stephanie Chim Hing	CAN	1	11	4	7	5	
Duration							

Match No.: WIC6-83 Table: 1

Umpires: ATILIO BRIZUELA Hernan (ARG) PETAUTSCHNING Erich F. (CHI)



Match Results

Resultados del partido / Resultados da partida

MUÑOZ Giselle (ARG) 3-0 MARTÍNEZ Irma (MEX)

Game Summary		Match	Game 1	Game 2	Game 3	Game 4	Game 5
MUÑOZ Giselle	ARG	3	11	11	11		
MARTÍNEZ Irma	MEX	0	6	6	7		
Duration							

Match No.: WIC6-82 Table: 2

Umpires: DEMARIO Leonor (BRA)

GOMES Jaime (BRA)



Match Results

Resultados del partido / Resultados da partida

RODRIGUES Jane (BRA) 3-0 ABREU Dina (BRA)

Game Summary		Match	Game 1	Game 2	Game 3	Game 4	Game 5
RODRIGUES Jane	BRA	3	11	11	11		
ABREU Dina	BRA	0	5	3	5		
Duration							

Match No.: WIC6-81 Table: 1

Umpires: TICACALA Victor Hugo (ARG) ANDRADE AVILA Pablo (CHI)



Entry List by Event

Lista de Inscripciones por Evento / Lista de Inscrições por Evento

As of 12 AUG 2007

NPC	Seed	Bib No.	Name	Date of Birth
ARG - Argentina		5	MASLUP Carlos	09 JAN 1959
		6	DUARTE Carlos	25 NOV 1969
		4	HAYLAN Daniel	06 FEB 1962
		7	MARIÑO Leonardo	09 JUN 1948
BRA - Brazil		24	ESPÍNDOLA Iranildo	24 JAN 1969
		23	SALES Francisco	07 MAR 1963
		25	KOVALSKI Hemerson	22 SEP 1971
CUB - Cuba		69	FERNÁNDEZ IZQUIERDO Yunier	24 OCT 1982
		70	TRUJILLO YERO Isbel	06 AUG 1960
VEN - Venezuela		108	ROJAS Jiovanny	10 FEB 1973
		107	TIRADO Jesus	10 JAN 1989



Table of Pools: Results

Tabla de Grupos: Resultados / Tabela de Grupos: Resultados

FINAL

Rank	Team	NPC	BRA	CUB	VEN	ARG	Mat. Play	Points	Mat. Won	Mat. Lost	Games For.	Games Agst.	Points For.	Points Agst.
1	BRA	BRA		3-2	3-0	3-0	3	6	3	0	30	12	439	335
2	CUB	CUB	2-3		3-0	3-0	3	5	2	1	28	15	435	370
3	VEN	VEN	0-3	0-3		3-2	3	4	1	2	10	28	294	392
4	ARG	ARG	0-3	0-3	2-3		3	3	0	3	14	27	340	411



Contest Results

BRA (BRA) 3-0 ARG (ARG)

Contest No.: MTC1-26 Table: 4 Umpires: ANDRADE AVILA Pablo (CHI)MOLEDA PINO Jorge (URU)

Match 1		Match	Game 1	Game 2	Game 3	Game 4	Game 5
A	ESPÍNDOLA Iranildo BRA	3	11	11	11		
X	MARIÑO Leonardo ARG	0	9	8	6		
Duration of Match 1							

Match 2		Match	Game 1	Game 2	Game 3	Game 4	Game 5
B	KOVALSKI Hemerson BRA	3	10	11	11	11	
Y	DUARTE Carlos ARG	1	12	3	2	1	
Duration of Match 2							

Match 3		Match	Game 1	Game 2	Game 3	Game 4	Game 5
A/B	ESPÍNDOLA/KOVALSKI BRA	3	11	11	11		
Y/Z	DUARTE/HAYLAN ARG	0	5	6	8		
Duration of Match 3							

Duration of Contest



Contest Results

VEN (VEN) **0-3** CUB (CUB)

Contest No.: MTC1-25 Table: 3 Umpires: FERRER Maria J. (BRA) DEMARIO Leonor (BRA)

Match 1			Match	Game 1	Game 2	Game 3	Game 4	Game 5
A	ROJAS Jiovanny	VEN	0	4	10	6		
X	TRUJILLO YERO Isbel	CUB	3	11	12	11		
Duration of Match 1								

Match 2			Match	Game 1	Game 2	Game 3	Game 4	Game 5
B	TIRADO Jesus	VEN	0	5	4	7		
Y	FERNÁNDEZ Yunier	CUB	3	11	11	11		
Duration of Match 2								

Match 3			Match	Game 1	Game 2	Game 3	Game 4	Game 5
B/A	TIRADO/ROJAS	VEN	0	4	3	9		
Y/X	FERNÁNDEZ/TRUJILLO	CUB	3	11	11	11		
Duration of Match 3								

Duration of Contest



Contest Results

BRA (BRA) 3-2 CUB (CUB)

Contest No.: MTC1-24 Table: 4 Umpires: KESLER Larry N. (USA) ATILIO Hernan (ARG)

Match 1			Match	Game 1	Game 2	Game 3	Game 4	Game 5
A	ESPÍNDOLA Iranildo	BRA	3	11	9	11	12	
X	TRUJILLO YERO Isbel	CUB	1	7	11	3	10	
Duration of Match 1								

Match 2			Match	Game 1	Game 2	Game 3	Game 4	Game 5
B	KOVALSKI Hemerson	BRA	3	11	7	11	10	15
Y	FERNÁNDEZ Yunier	CUB	2	8	11	8	12	13
Duration of Match 2								

Match 3			Match	Game 1	Game 2	Game 3	Game 4	Game 5
A/B	ESPÍNDOLA/KOVALSKI	BRA	2	11	11	8	9	9
X/Y	TRUJILLO/FERNÁNDEZ	CUB	3	9	6	11	11	11
Duration of Match 3								

Match 4			Match	Game 1	Game 2	Game 3	Game 4	Game 5
A	ESPÍNDOLA Iranildo	BRA	1	12	9	7	5	
Y	FERNÁNDEZ Yunier	CUB	3	10	11	11	11	
Duration of Match 4								

Match 5			Match	Game 1	Game 2	Game 3	Game 4	Game 5
B	KOVALSKI Hemerson	BRA	3	10	11	11	11	
X	TRUJILLO YERO Isbel	CUB	1	12	6	9	6	
Duration of Match 5								

Duration of Contest



Contest Results

ARG (ARG) **2-3** VEN (VEN)

Contest No.: MTC1-23 Table: 3 Umpires: SOEIRO G. Ronald (BRA) SCHINDLER Jovino (BRA)

Match 1		Match	Game 1	Game 2	Game 3	Game 4	Game 5
A	MARIÑO Leonardo	ARG	0	2	9	10	
X	ROJAS Jiovanny	VEN	3	11	11	12	
Duration of Match 1							

Match 2		Match	Game 1	Game 2	Game 3	Game 4	Game 5
B	DUARTE Carlos	ARG	3	11	12	11	
Y	TIRADO Jesus	VEN	0	3	10	5	
Duration of Match 2							

Match 3		Match	Game 1	Game 2	Game 3	Game 4	Game 5
/C	HAYLAN/MASLUP	ARG	2	11	8	9	11
X/Y	ROJAS/TIRADO	VEN	3	9	11	11	6
Duration of Match 3							

Match 4		Match	Game 1	Game 2	Game 3	Game 4	Game 5
A	MARIÑO Leonardo	ARG	3	11	11	11	
Y	TIRADO Jesus	VEN	0	7	7	7	
Duration of Match 4							

Match 5		Match	Game 1	Game 2	Game 3	Game 4	Game 5
B	DUARTE Carlos	ARG	2	13	11	11	9
X	ROJAS Jiovanny	VEN	3	15	7	9	11
Duration of Match 5							

Duration of Contest	
---------------------	--



Contest Results

BRA (BRA) 3-0 VEN (VEN)

Contest No.: MTC1-22 Table: 4 Umpires: CHENG SHAW Tony (CAN) VIGEANT Denis (CAN)

Match 1		Match	Game 1	Game 2	Game 3	Game 4	Game 5
A	KOVALSKI Hemerson BRA	3	11	11	11		
X	TIRADO Jesus VEN	0	4	6	4		
Duration of Match 1							

Match 2		Match	Game 1	Game 2	Game 3	Game 4	Game 5
B	ESPÍNDOLA Iranildo BRA	3	11	12	11		
Y	ROJAS Jiovanny VEN	0	9	10	7		
Duration of Match 2							

Match 3		Match	Game 1	Game 2	Game 3	Game 4	Game 5
A/C	KOVALSKI/SALES BRA	3	11	11	9	11	
X/Y	TIRADO/ROJAS VEN	1	7	7	11	3	
Duration of Match 3							

Duration of Contest



Contest Results

CUB (CUB) 3-0 ARG (ARG)

Contest No.: MTC1-21 Table: 3 Umpires: SALVETTI Amarildo (BRA) GOMES Jaime (BRA)

Match 1			Match	Game 1	Game 2	Game 3	Game 4	Game 5
A	FERNÁNDEZ Yunier	CUB	3	11	11	11		
X	MARIÑO Leonardo	ARG	0	4	7	6		
Duration of Match 1								
Match 2			Match	Game 1	Game 2	Game 3	Game 4	Game 5
B	TRUJILLO YERO Isbel	CUB	3	12	11	11	11	
Y	DUARTE Carlos	ARG	1	10	7	13	5	
Duration of Match 2								
Match 3			Match	Game 1	Game 2	Game 3	Game 4	Game 5
A/B	FERNÁNDEZ/TRUJILLO	CUB	3	14	11	8	6	11
/Z	HAYLAN/MASLUP	ARG	2	12	5	11	11	6
Duration of Match 3								
Duration of Contest								



Entry List by Event

Lista de Inscripciones por Evento / Lista de Inscrições por Evento

As of 12 AUG 2007

NPC	Seed	Bib No.	Name	Date of Birth
ARG - Argentina		10	COPOLA Gabriel	20 JAN 1984
		11	LOPEZ Ariel	03 DEC 1982
		8	ACOSTA Gonzalo	01 APR 1968
		9	BRANDOLI Vitaliano	09 MAY 1949
BRA - Brazil		27	SILVA Jocerlei	05 JUN 1975
		28	DA SILVA Luiz Algacir	23 MAR 1973
		26	KNAF Welder	06 APR 1981
CAN - Canada		46	BUTLER Barry	29 JUL 1946
		45	BRÛLÉ Gerald	12 NOV 1953
CHI - Chile		52	TORRES Carlos	29 APR 1973
		51	DIAZ Alfonso	29 AUG 1973
MEX - Mexico		81	SÁNCHEZ Eduardo	09 FEB 1970
		79	VEGA Erasmo	23 SEP 1965
		80	SÁNCHEZ Jesús	03 JUL 1983
VEN - Venezuela		109	GOMEZ Edson	19 SEP 1970
		110	QUIJADA Roberto	03 MAY 1986



Contest Results

BRA (BRA) 3-0 CHI (CHI)

Contest No.: MTC31 Table: 5 Umpires: KESLER Larry N. (USA) TORRES la ROSA Angel (CUB)

Match 1			Match	Game 1	Game 2	Game 3	Game 4	Game 5
A	DA SILVA Luiz Algacir	BRA	3	11	11	11		
X	TORRES Carlos	CHI	0	3	6	3		
Duration of Match 1								

Match 2			Match	Game 1	Game 2	Game 3	Game 4	Game 5
B	KNAF Welder	BRA	3	11	11	11		
Y	DIAZ Alfonso	CHI	0	6	9	6		
Duration of Match 2								

Match 3			Match	Game 1	Game 2	Game 3	Game 4	Game 5
A/B	DA SILVA/KNAF	BRA	3	11	11	11		
Y/X	DIAZ/TORRES	CHI	0	7	2	9		
Duration of Match 3								

Duration of Contest



Contest Results

MEX (MEX) **1-3** BRA (BRA)

Contest No.: MTC32 Table: 5 Umpires: VIGEANT Denis (CAN) ATILIO Hernan (ARG)

Match 1			Match	Game 1	Game 2	Game 3	Game 4	Game 5
A	SÁNCHEZ Jesús	MEX	3	11	11	11	11	
X	KNAF Welder	BRA	1	6	13	8	8	
Duration of Match 1								

Match 2			Match	Game 1	Game 2	Game 3	Game 4	Game 5
B	SÁNCHEZ Eduardo	MEX	0	3	4	3		
Y	DA SILVA Luiz Algacir	BRA	3	11	11	11		
Duration of Match 2								

Match 3			Match	Game 1	Game 2	Game 3	Game 4	Game 5
A/B	SÁNCHEZ/SÁNCHEZ	MEX	0	5	7	7		
X/Y	KNAF/DA SILVA	BRA	3	11	11	11		
Duration of Match 3								

Match 4			Match	Game 1	Game 2	Game 3	Game 4	Game 5
A	SÁNCHEZ Jesús	MEX	0	3	1	11		
Y	DA SILVA Luiz Algacir	BRA	3	11	11	13		
Duration of Match 4								

Duration of Contest



Contest Results

MEX (MEX) 3-0 CHI (CHI)

Contest No.: MTC33

Table: 5

Umpires: ULUMAR Jorge (BRA)

BOZZANO Vinicius (BRA)

Match 1			Match	Game 1	Game 2	Game 3	Game 4	Game 5
A	SÁNCHEZ Jesús	MEX	3	11	11	11		
X	TORRES Carlos	CHI	0	5	3	7		
Duration of Match 1								

Match 2			Match	Game 1	Game 2	Game 3	Game 4	Game 5
B	SÁNCHEZ Eduardo	MEX	3	11	11	11		
Y	DÍAZ Alfonso	CHI	0	7	9	6		
Duration of Match 2								

Match 3			Match	Game 1	Game 2	Game 3	Game 4	Game 5
A/B	SÁNCHEZ/SÁNCHEZ	MEX	3	11	8	11	11	
Y/X	DÍAZ/TORRES	CHI	1	7	11	4	6	
Duration of Match 3								

Duration of Contest



Contest Results

CAN (CAN) 1-3 ARG (ARG)

Contest No.: MTC34 Table: 6 Umpires: FERRER Maria J. (BRA) SCHINDLER Jovino (BRA)

Match 1			Match	Game 1	Game 2	Game 3	Game 4	Game 5
A	BUTLER Barry	CAN	0	9	9	3		
X	ACOSTA Gonzalo	ARG	3	11	11	11		
Duration of Match 1								

Match 2			Match	Game 1	Game 2	Game 3	Game 4	Game 5
B	BRÛLÉ Gerald	CAN	1	11	6	8	8	0
Y	COPOLA Gabriel	ARG	3	9	11	11	11	0
Duration of Match 2								

Match 3			Match	Game 1	Game 2	Game 3	Game 4	Game 5
A/B	BUTLER/BRÛLÉ	CAN	3	11	1	14	11	
/	BRANDOLI/LOPEZ	ARG	1	7	11	12	8	
Duration of Match 3								

Match 4			Match	Game 1	Game 2	Game 3	Game 4	Game 5
A	BUTLER Barry	CAN	1	10	11	5	3	
Y	COPOLA Gabriel	ARG	3	12	9	11	11	
Duration of Match 4								

Duration of Contest



Contest Results

ARG (ARG) 3-2 VEN (VEN)

Contest No.: MTC35 Table: 6 Umpires: ULUMAR Jorge (BRA) BOZZANO Vinicius (BRA)

Match 1			Match	Game 1	Game 2	Game 3	Game 4	Game 5
A	COPOLA Gabriel	ARG	3	11	11	6	11	
X	GOMEZ Edson	VEN	1	7	6	11	8	
Duration of Match 1								

Match 2			Match	Game 1	Game 2	Game 3	Game 4	Game 5
B	BRANDOLI Vitaliano	ARG	0	12	4	7		
Y	QUIJADA Roberto	VEN	3	14	11	11		
Duration of Match 2								

Match 3			Match	Game 1	Game 2	Game 3	Game 4	Game 5
A/C	COPOLA/ACOSTA	ARG	0	9	7	8		
X/Y	GOMEZ/QUIJADA	VEN	3	11	11	11		
Duration of Match 3								

Match 4			Match	Game 1	Game 2	Game 3	Game 4	Game 5
A	COPOLA Gabriel	ARG	3	11	11	12		
Y	QUIJADA Roberto	VEN	0	3	5	10		
Duration of Match 4								

Match 5			Match	Game 1	Game 2	Game 3	Game 4	Game 5
B	BRANDOLI Vitaliano	ARG	3	11	11	5	11	
X	GOMEZ Edson	VEN	1	8	9	11	8	
Duration of Match 5								

Duration of Contest	
---------------------	--



Contest Results

CAN (CAN) **0-3** VEN (VEN)

Contest No.: MTC36 Table: 6 Umpires: DEMARIO Leonor (BRA) MOLEDA PINO Jorge (URU)

Match 1		Match	Game 1	Game 2	Game 3	Game 4	Game 5
A	BUTLER Barry	CAN	0	5	5	9	
X	GOMEZ Edson	VEN	3	11	11	11	
Duration of Match 1							

Match 2		Match	Game 1	Game 2	Game 3	Game 4	Game 5
B	BRÛLÉ Gerald	CAN	0	6	3	1	
Y	QUIJADA Roberto	VEN	3	11	11	11	
Duration of Match 2							

Match 3		Match	Game 1	Game 2	Game 3	Game 4	Game 5
A/B	BUTLER/BRÛLÉ	CAN	1	8	10	11	4
X/Y	GOMEZ/QUIJADA	VEN	3	11	12	9	11
Duration of Match 3							

Duration of Contest



Results

Resultados / Resultados

Semifinal	NPC Code	Final
-----------	----------	-------

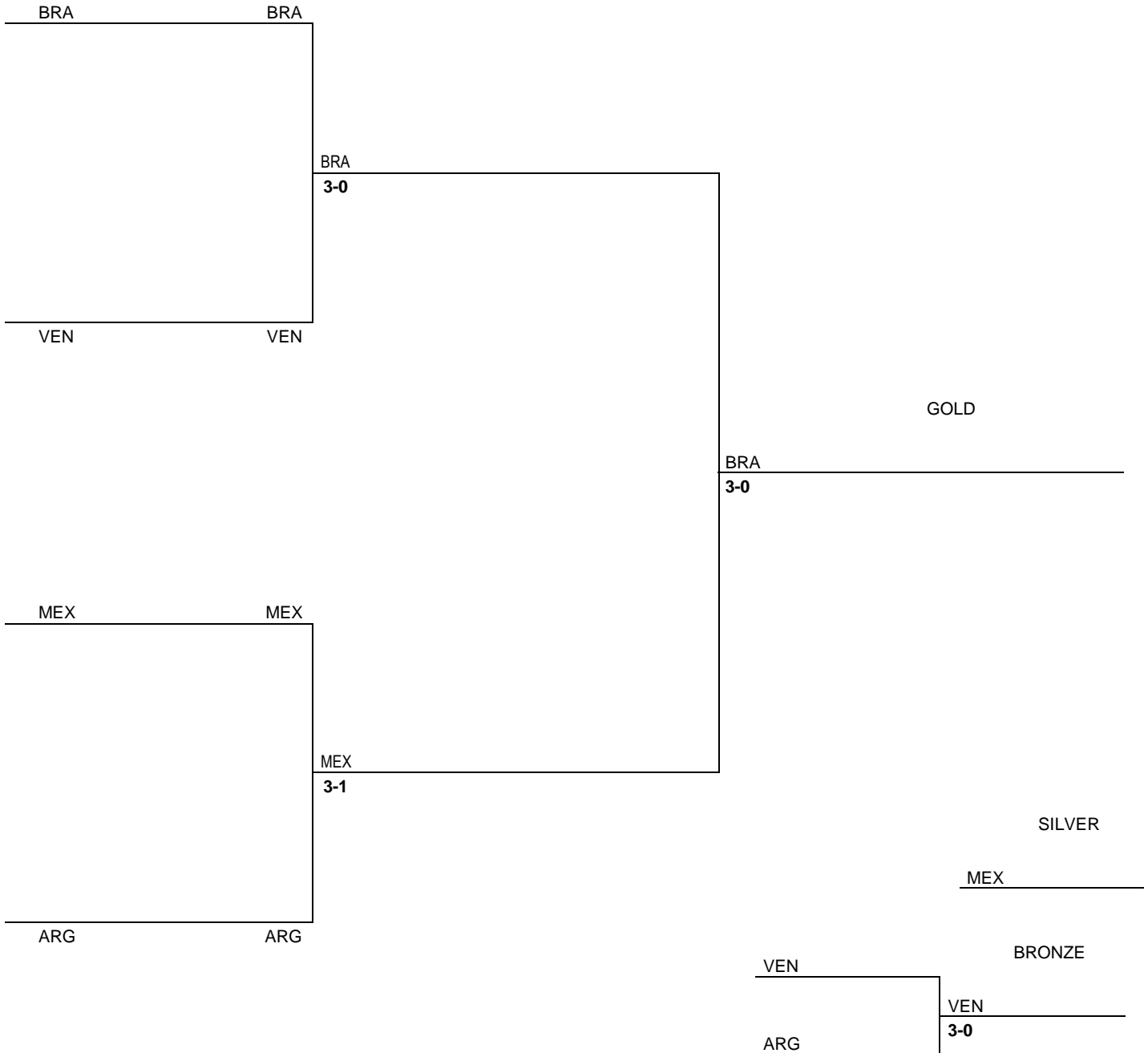




Table of Pools: Results

Tabla de Grupos: Resultados / Tabela de Grupos: Resultados

Group 1

Rank	Team	NPC	BRA	MEX	CHI	Mat. Play	Points	Mat. Won	Mat. Lost	Games For.	Games Agst.	Points For.	Points Agst.
1	BRA	BRA		3-1	3-0	2	4	2	0	19	3	235	139
2	MEX	MEX	1-3		3-0	2	3	1	1	12	11	195	201
3	CHI	CHI	0-3	0-3		2	2	0	2	1	18	116	206

Group 2

Rank	Team	NPC	ARG	VEN	CAN	Mat. Play	Points	Mat. Won	Mat. Lost	Games For.	Games Agst.	Points For.	Points Agst.
1	ARG	ARG		3-2	3-1	2	4	2	0	19	13	314	275
2	VEN	VEN	2-3		3-0	2	3	1	1	17	10	264	220
3	CAN	CAN	1-3	0-3		2	2	0	2	6	19	182	265



Contest Results

MEX (MEX) 3-1 ARG (ARG)

Contest No.: MTC38 Table: 6 Umpires: DA SILVA Mariclea (BRA) VIGEANT Denis (CAN)

Match 1			Match	Game 1	Game 2	Game 3	Game 4	Game 5
A	SÁNCHEZ Eduardo	MEX	3	11	12	11		
X	BRANDOLI Vitaliano	ARG	0	5	10	6		
Duration of Match 1								

Match 2			Match	Game 1	Game 2	Game 3	Game 4	Game 5
B	SÁNCHEZ Jesús	MEX	0	8	3	4		
Y	COPOLA Gabriel	ARG	3	11	11	11		
Duration of Match 2								

Match 3			Match	Game 1	Game 2	Game 3	Game 4	Game 5
A/B	SÁNCHEZ/SÁNCHEZ	MEX	3	11	11	11	8	11
Y/Z	COPOLA/ACOSTA	ARG	2	9	13	9	11	6
Duration of Match 3								

Match 4			Match	Game 1	Game 2	Game 3	Game 4	Game 5
B	SÁNCHEZ Jesús	MEX	3	11	10	11	11	
Y	COPOLA Gabriel	ARG	1	7	12	6	9	
Duration of Match 4								

Duration of Contest	
---------------------	--



Contest Results

VEN (VEN) **0-3** BRA (BRA)

Contest No.: MTC37 Table: 5 Umpires: CHENG SHAW Tony (CAN) COLLINS Patrick (USA)

Match 1			Match	Game 1	Game 2	Game 3	Game 4	Game 5
A	QUIJADA Roberto	VEN	2	13	7	10	11	5
X	KNAF Welder	BRA	3	11	11	12	7	11
Duration of Match 1								

Match 2			Match	Game 1	Game 2	Game 3	Game 4	Game 5
B	GOMEZ Edson	VEN	0	7	3	9		
Y	DA SILVA Luiz Algacir	BRA	3	11	11	11		
Duration of Match 2								

Match 3			Match	Game 1	Game 2	Game 3	Game 4	Game 5
A/B	QUIJADA/GOMEZ	VEN	0	7	6	5		
X/Y	KNAF/DA SILVA	BRA	3	11	11	11		
Duration of Match 3								

Duration of Contest



Contest Results

VEN (VEN) 3-0 ARG (ARG)

Contest No.: MTC39 Table: 6 Umpires:

Match 1			Match	Game 1	Game 2	Game 3	Game 4	Game 5
A	QUIJADA Roberto	VEN	3	11	11	11		
X	BRANDOLI Vitaliano	ARG	0	9	2	9		
Duration of Match 1								

Match 2			Match	Game 1	Game 2	Game 3	Game 4	Game 5
B	GOMEZ Edson	VEN	3	6	11	11	6	12
Y	COPOLA Gabriel	ARG	2	11	8	7	11	10
Duration of Match 2								

Match 3			Match	Game 1	Game 2	Game 3	Game 4	Game 5
A/B	QUIJADA/GOMEZ	VEN	3	11	5	12	11	
X/Y	BRANDOLI/COPOLA	ARG	1	7	11	10	6	
Duration of Match 3								

Duration of Contest



Contest Results

BRA (BRA) 3-0 MEX (MEX)

Contest No.: MTC310 Table: 5 Umpires: CHENG SHAW Tony (CAN)

Match 1			Match	Game 1	Game 2	Game 3	Game 4	Game 5
A	DA SILVA Luiz Algacir	BRA	3	11	11	11		
X	SÁNCHEZ Eduardo	MEX	0	3	6	3		
Duration of Match 1								

Match 2			Match	Game 1	Game 2	Game 3	Game 4	Game 5
B	KNAF Welder	BRA	3	12	12	11	11	
Y	SÁNCHEZ Jesús	MEX	1	14	10	3	6	
Duration of Match 2								

Match 3			Match	Game 1	Game 2	Game 3	Game 4	Game 5
A/B	DA SILVA/KNAF	BRA	3	11	11	11		
Y/X	SÁNCHEZ/SÁNCHEZ	MEX	0	7	5	6		
Duration of Match 3								

Duration of Contest



Entry List by Event

Lista de Inscripciones por Evento / Lista de Inscrições por Evento

As of 12 AUG 2007

NPC	Seed	Bib No.	Name	Date of Birth
BRA - Brazil		31	DE OLIVEIRA Ecildo Lopez	18 AUG 1963
		29	ANK Alexandre	14 DEC 1979
		30	FREITAS Ivanildo	13 MAY 1966
COL - Colombia		60	CRISTANCHO Rafael	08 MAY 1985
		61	GUZMAN Esteban	12 APR 1980
MEX - Mexico		82	CORONADO León	30 DEC 1974
		83	SALGUEIRO Jesus	11 MAR 1970
PER - Peru		91	VENTURA Francisco	01 MAR 1951
		90	GIL SIERRA Victor	21 MAY 1956
VEN - Venezuela		112	SANDOVAL Noel	11 DEC 1975
		113	SANDOVAL Gustavo	10 NOV 1973
		111	REINA Walter	10 FEB 1973



Table of Pools: Results

Tabla de Grupos: Resultados / Tabela de Grupos: Resultados

FINAL

Rank	Team	NPC	BRA	MEX	COL	VEN	PER	Mat. Play	Points	Mat. Won	Mat. Lost	Games For.	Games Agst.	Points For.	Points Agst.
1	BRA	BRA		3-2	3-0		3-0	3	6	3	0	29	11	405	288
2	MEX	MEX	2-3			3-0	3-0	3	5	2	1	28	13	416	314
3	COL	COL	0-3			3-2	3-0	3	5	2	1	19	21	351	357
4	VEN	VEN		0-3	2-3		3-0	3	4	1	2	20	18	345	336
5	PER	PER	0-3	0-3	0-3	0-3		4	4	0	4	3	36	202	424



Contest Results

BRA (BRA) 3-0 VEN (VEN)

Contest No.: MTC410 Table: 4 Umpires: MUSTAFA Erbas (CAN) COLLINS Patrick (USA)

Match 1			Match	Game 1	Game 2	Game 3	Game 4	Game 5
A	FREITAS Ivanildo	BRA	3	11	11	11		
X	SANDOVAL Gustavo	VEN	0	5	6	5		
Duration of Match 1								

Match 2			Match	Game 1	Game 2	Game 3	Game 4	Game 5
B	ANK Alexandre	BRA	3	11	11	11		
Y	REINA Walter	VEN	0	2	9	4		
Duration of Match 2								

Match 3			Match	Game 1	Game 2	Game 3	Game 4	Game 5
B/A	ANK/FREITAS	BRA	3	11	11	11		
Y/X	REINA/SANDOVAL	VEN	0	5	3	1		
Duration of Match 3								

Duration of Contest



Contest Results

MEX (MEX) 3-0 COL (COL)

Contest No.: MTC49

Table: 3

Umpires: GOMES Jaime (BRA)

SALVETTI Amarildo (BRA)

Match 1			Match	Game 1	Game 2	Game 3	Game 4	Game 5
A	CORONADO León	MEX	3	11	11	11		
X	GUZMAN Esteban	COL	0	4	4	6		
Duration of Match 1								

Match 2			Match	Game 1	Game 2	Game 3	Game 4	Game 5
B	SALGUEIRO Jesus	MEX	3	11	11	11		
Y	CRISTANCHO Rafael	COL	0	1	5	8		
Duration of Match 2								

Match 3			Match	Game 1	Game 2	Game 3	Game 4	Game 5
A/B	CORONADO/SALGUEIRO MEX	MEX	3	11	11	11		
X/Y	GUZMAN/CRISTANCHO	COL	0	4	6	5		
Duration of Match 3								

Duration of Contest



Contest Results

MEX (MEX) 2-3 BRA (BRA)

Contest No.: MTC48 Table: 6 Umpires: ANDRADE AVILA Pablo (CHI) TORRES la ROSA Angel (CUB)

Match 1			Match	Game 1	Game 2	Game 3	Game 4	Game 5
A	CORONADO León	MEX	3	11	11	11	9	13
X	ANK Alexandre	BRA	2	13	0	8	11	11
Duration of Match 1								

Match 2			Match	Game 1	Game 2	Game 3	Game 4	Game 5
B	SALGUEIRO Jesus	MEX	2	11	4	11	11	9
Y	FREITAS Ivanildo	BRA	3	13	11	7	8	11
Duration of Match 2								

Match 3			Match	Game 1	Game 2	Game 3	Game 4	Game 5
B/A	SALGUEIRO/CORONADO	MEX	2	9	11	7	12	8
X/Y	ANK/FREITAS	BRA	3	11	6	11	10	11
Duration of Match 3								

Match 4			Match	Game 1	Game 2	Game 3	Game 4	Game 5
A	CORONADO León	MEX	3	11	5	12	11	
Y	FREITAS Ivanildo	BRA	1	8	11	10	9	
Duration of Match 4								

Match 5			Match	Game 1	Game 2	Game 3	Game 4	Game 5
B	SALGUEIRO Jesus	MEX	0	3	11	7		
X	ANK Alexandre	BRA	3	11	13	11		
Duration of Match 5								

Duration of Contest	
---------------------	--



Contest Results

COL (COL) 3-0 PER (PER)

Contest No.: MTC47 Table: 5 Umpires: DEMARIO Leonor (BRA) BORGES Fernando (BRA)

Match 1			Match	Game 1	Game 2	Game 3	Game 4	Game 5
A	GUZMAN Esteban	COL	3	11	11	11		
X	VENTURA Francisco	PER	0	6	6	5		
Duration of Match 1								

Match 2			Match	Game 1	Game 2	Game 3	Game 4	Game 5
B	CRISTANCHO Rafael	COL	3	9	11	11	11	
Y	GIL SIERRA Victor	PER	1	11	5	3	6	
Duration of Match 2								

Match 3			Match	Game 1	Game 2	Game 3	Game 4	Game 5
B/A	CRISTANCHO/GUZMAN	COL	3	11	10	9	11	11
Y/X	GIL SIERRA/VENTURA	PER	2	7	12	11	6	6
Duration of Match 3								

Duration of Contest



Contest Results

MEX (MEX) 3-0 PER (PER)

Contest No.: MTC46 Table: 6 Umpires: ULUMAR Jorge (BRA) DA SILVA Mariclea (BRA)

Match 1			Match	Game 1	Game 2	Game 3	Game 4	Game 5
A	CORONADO León	MEX	3	11	11	11		
X	VENTURA Francisco	PER	0	6	6	6		
Duration of Match 1								

Match 2			Match	Game 1	Game 2	Game 3	Game 4	Game 5
B	SALGUEIRO Jesus	MEX	3	11	11	11		
Y	GIL SIERRA Victor	PER	0	4	1	1		
Duration of Match 2								

Match 3			Match	Game 1	Game 2	Game 3	Game 4	Game 5
B/A	SALGUEIRO/CORONADO	MEX	3	11	11	11		
Y/X	GIL SIERRA/VENTURA	PER	0	0	6	5		
Duration of Match 3								

Duration of Contest



Contest Results

VEN (VEN) 2-3 COL (COL)

Contest No.: MTC45 Table: 5 Umpires: PUTTI Alcidino Jose (BRA) SOEIRO G. Ronald (BRA)

Match 1			Match	Game 1	Game 2	Game 3	Game 4	Game 5
A	SANDOVAL Gustavo	VEN	3	11	11	11		
X	CRISTANCHO Rafael	COL	0	9	7	9		
Duration of Match 1								

Match 2			Match	Game 1	Game 2	Game 3	Game 4	Game 5
B	SANDOVAL Noel	VEN	1	5	6	11	5	
Y	GUZMAN Esteban	COL	3	11	11	4	11	
Duration of Match 2								

Match 3			Match	Game 1	Game 2	Game 3	Game 4	Game 5
A/C	SANDOVAL/REINA	VEN	3	11	11	11		
X/Y	CRISTANCHO/GUZMAN	COL	0	8	8	7		
Duration of Match 3								

Match 4			Match	Game 1	Game 2	Game 3	Game 4	Game 5
A	SANDOVAL Gustavo	VEN	2	14	11	9	8	7
Y	GUZMAN Esteban	COL	3	12	4	11	11	11
Duration of Match 4								

Match 5			Match	Game 1	Game 2	Game 3	Game 4	Game 5
B	SANDOVAL Noel	VEN	1	11	11	8	10	
X	CRISTANCHO Rafael	COL	3	7	13	11	12	
Duration of Match 5								

Duration of Contest	
---------------------	--



Contest Results

PER (PER) **0-3** BRA (BRA)

Contest No.: MTC44 Table: 8 Umpires: COLLINS Patrick (USA) MUSTAFA Erbas (CAN)

Match 1			Match	Game 1	Game 2	Game 3	Game 4	Game 5
A	GIL SIERRA Victor	PER	0	2	3	1		
X	ANK Alexandre	BRA	3	11	11	11		
Duration of Match 1								

Match 2			Match	Game 1	Game 2	Game 3	Game 4	Game 5
B	VENTURA Francisco	PER	0	0	6	4		
Y	FREITAS Ivanildo	BRA	3	11	11	11		
Duration of Match 2								

Match 3			Match	Game 1	Game 2	Game 3	Game 4	Game 5
A/B	GIL SIERRA/VENTURA	PER	0	7	5	5		
Y/Z	FREITAS/DE OLIVEIRA	BRA	3	11	11	11		
Duration of Match 3								

Duration of Contest



Contest Results

VEN (VEN) **0-3** MEX (MEX)

Contest No.: MTC43 Table: 7 Umpires: BETTINOTTI Alfredo (ARG) LASARO Ivam (BRA)

Match 1			Match	Game 1	Game 2	Game 3	Game 4	Game 5
A	SANDOVAL Gustavo	VEN	0	5	9	6		
X	SALGUEIRO Jesus	MEX	3	11	11	11		
Duration of Match 1								

Match 2			Match	Game 1	Game 2	Game 3	Game 4	Game 5
B	SANDOVAL Noel	VEN	0	1	4	5		
Y	CORONADO León	MEX	3	11	11	11		
Duration of Match 2								

Match 3			Match	Game 1	Game 2	Game 3	Game 4	Game 5
C/A	REINA/SANDOVAL	VEN	1	10	11	7	6	
X/Y	SALGUEIRO/CORONADO	MEX	3	12	9	11	11	
Duration of Match 3								

Duration of Contest



Contest Results

COL (COL) **0-3** BRA (BRA)

Contest No.: MTC42 Table: 8 Umpires: CHENG SHAW Tony (CAN) ANDRADE AVILA Pablo (CHI)

Match 1			Match	Game 1	Game 2	Game 3	Game 4	Game 5
A	GUZMAN Esteban	COL	0	2	3	6		
X	ANK Alexandre	BRA	3	11	11	11		
Duration of Match 1								

Match 2			Match	Game 1	Game 2	Game 3	Game 4	Game 5
B	CRISTANCHO Rafael	COL	0	4	0	9		
Y	FREITAS Ivanildo	BRA	3	11	11	11		
Duration of Match 2								

Match 3			Match	Game 1	Game 2	Game 3	Game 4	Game 5
B/A	CRISTANCHO/GUZMAN	COL	1	5	7	11	0	
Y/X	FREITAS/ANK	BRA	2	11	11	3	0	
Duration of Match 3								

Duration of Contest



Contest Results

VEN (VEN) 3-0 PER (PER)

Contest No.: MTC41

Table: 7

Umpires: ULUMAR Jorge (BRA)

DEMARIO Leonor (BRA)

Match 1			Match	Game 1	Game 2	Game 3	Game 4	Game 5
A	SANDOVAL Gustavo	VEN	3	11	11	11		
X	GIL SIERRA Victor	PER	0	4	6	4		
Duration of Match 1								

Match 2			Match	Game 1	Game 2	Game 3	Game 4	Game 5
B	SANDOVAL Noel	VEN	3	11	11	11		
Y	VENTURA Francisco	PER	0	5	8	7		
Duration of Match 2								

Match 3			Match	Game 1	Game 2	Game 3	Game 4	Game 5
C/B	REINA/SANDOVAL	VEN	3	11	11	11		
X/Y	GIL SIERRA/VENTURA	PER	0	3	6	7		
Duration of Match 3								

Duration of Contest



Entry List by Event

Lista de Inscripciones por Evento / Lista de Inscrições por Evento

As of 12 AUG 2007

NPC	Seed	Bib No.	Name	Date of Birth
ARG - Argentina		13	PERDIGUERO Ricardo	01 AUG 1965
		12	FERREYRA Luis	09 NOV 1962
		14	RODRIGUEZ Daniel	15 JUL 1971
BRA - Brazil		32	ALVES Roberto	10 APR 1959
		33	SEGATTO Claudiomiro	27 DEC 1991
CRC - Costa Rica		63	RODRIGUEZ GRANADOS Geovanni	12 FEB 1964
		64	PICADO CARVAJAL Olman	16 JAN 1967
USA - United States of America		99	SCOTT Andre	14 JUN 1965
		98	CAPLAN Stuart	27 AUG 1949



Table of Pools: Results

Tabla de Grupos: Resultados / Tabela de Grupos: Resultados

FINAL

Rank	Team	NPC	BRA	USA	ARG	CRC	Mat. Play	Points	Mat. Won	Mat. Lost	Games For.	Games Agst.	Points For.	Points Agst.
1	BRA	BRA		2-3	3-1	3-1	3	5	2	1	29	20	466	399
2	USA	USA	3-2		2-3	3-2	3	5	2	1	32	26	540	491
3	ARG	ARG	1-3	3-2		3-0	3	5	2	1	26	21	428	400
4	CRC	CRC	1-3	2-3	0-3		3	3	0	3	12	32	301	445



Contest Results

ARG (ARG) 3-0 CRC (CRC)

Contest No.: MTC56 Table: 8 Umpires: MUALEM Fernando (BRA) PUTTI Alcidino Jose (BRA)

Match 1			Match	Game 1	Game 2	Game 3	Game 4	Game 5
A	RODRIGUEZ Daniel	ARG	3	11	11	11		
X	PICADO CARVAJAL Olman	CRC	0	3	3	3		
Duration of Match 1								

Match 2			Match	Game 1	Game 2	Game 3	Game 4	Game 5
B	FERREYRA Luis	ARG	3	6	11	11	7	11
Y	RODRIGUEZ Giovanni	CRC	2	11	8	8	11	8
Duration of Match 2								

Match 3			Match	Game 1	Game 2	Game 3	Game 4	Game 5
B/C	FERREYRA/PERDIGUERO	ARG	3	12	11	11		
Y/X	RODRIGUEZ/PICADO	CRC	0	10	8	6		
Duration of Match 3								

Duration of Contest



Contest Results

BRA (BRA) 2-3 USA (USA)

Contest No.: MTC55 Table: 7 Umpires: VIGEANT Denis (CAN) BETTINOTTI Alfredo (ARG)

Match 1		Match	Game 1	Game 2	Game 3	Game 4	Game 5
A	SEGATTO Claudiomiro BRA	3	11	7	11	11	
X	CAPLAN Stuart USA	1	5	11	8	7	
Duration of Match 1							

Match 2		Match	Game 1	Game 2	Game 3	Game 4	Game 5
B	ALVES Roberto BRA	1	11	8	8	7	
Y	SCOTT Andre USA	3	5	11	11	11	
Duration of Match 2							

Match 3		Match	Game 1	Game 2	Game 3	Game 4	Game 5
A/B	SEGATTO/ALVES BRA	1	8	9	13	4	
X/Y	CAPLAN/SCOTT USA	3	11	11	11	11	
Duration of Match 3							

Match 4		Match	Game 1	Game 2	Game 3	Game 4	Game 5
A	SEGATTO Claudiomiro BRA	3	11	11	11		
Y	SCOTT Andre USA	0	8	9	5		
Duration of Match 4							

Match 5		Match	Game 1	Game 2	Game 3	Game 4	Game 5
B	ALVES Roberto BRA	1	11	9	10	6	
X	CAPLAN Stuart USA	3	7	11	12	11	
Duration of Match 5							

Duration of Contest	
---------------------	--



Contest Results

ARG (ARG) **1-3** BRA (BRA)

Contest No.: MTC54 Table: 8 Umpires: KONG Lai-Chu (CAN) CHENG SHAW Tony (CAN)

Match 1			Match	Game 1	Game 2	Game 3	Game 4	Game 5
A	RODRIGUEZ Daniel	ARG	3	11	11	11		
X	ALVES Roberto	BRA	0	8	3	4		
Duration of Match 1								

Match 2			Match	Game 1	Game 2	Game 3	Game 4	Game 5
B	FERREYRA Luis	ARG	2	7	11	4	11	3
Y	SEGATTO Claudiomiro	BRA	3	11	5	11	6	11
Duration of Match 2								

Match 3			Match	Game 1	Game 2	Game 3	Game 4	Game 5
A/B	RODRIGUEZ/FERREYRA	ARG	2	5	12	6	11	6
Y/X	SEGATTO/ALVES	BRA	3	11	10	11	6	11
Duration of Match 3								

Match 4			Match	Game 1	Game 2	Game 3	Game 4	Game 5
A	RODRIGUEZ Daniel	ARG	0	6	8	5		
Y	SEGATTO Claudiomiro	BRA	3	11	11	11		
Duration of Match 4								

Duration of Contest



Contest Results

USA (USA) 3-2 CRC (CRC)

Contest No.: MTC53 Table: 7 Umpires: LASARO Ivam (BRA) MUALEM Fernando (BRA)

Match 1			Match	Game 1	Game 2	Game 3	Game 4	Game 5
A	SCOTT Andre	USA	3	11	11	11		
X	PICADO CARVAJAL Olman	CRC	0	4	2	2		
Duration of Match 1								

Match 2			Match	Game 1	Game 2	Game 3	Game 4	Game 5
B	CAPLAN Stuart	USA	1	11	7	12	2	
Y	RODRIGUEZ Geovanni	CRC	3	13	11	10	11	
Duration of Match 2								

Match 3			Match	Game 1	Game 2	Game 3	Game 4	Game 5
A/B	SCOTT/CAPLAN	USA	3	6	11	11	11	
Y/X	RODRIGUEZ/PICADO	CRC	1	11	2	2	6	
Duration of Match 3								

Match 4			Match	Game 1	Game 2	Game 3	Game 4	Game 5
A	SCOTT Andre	USA	2	11	11	8	8	9
Y	RODRIGUEZ Geovanni	CRC	3	5	9	11	11	11
Duration of Match 4								

Match 5			Match	Game 1	Game 2	Game 3	Game 4	Game 5
B	CAPLAN Stuart	USA	3	11	11	11		
X	PICADO CARVAJAL Olman	CRC	0	2	3	1		
Duration of Match 5								

Duration of Contest	
---------------------	--



Contest Results

ARG (ARG) 3-2 USA (USA)

Contest No.: MTC52 Table: 8 Umpires: SOEIRO G. Ronald (BRA) MUALEM Fernando (BRA)

Match 1			Match	Game 1	Game 2	Game 3	Game 4	Game 5
A	RODRIGUEZ Daniel	ARG	3	11	11	10	11	
X	CAPLAN Stuart	USA	1	7	2	12	7	
Duration of Match 1								

Match 2			Match	Game 1	Game 2	Game 3	Game 4	Game 5
B	FERREYRA Luis	ARG	0	7	8	4		
Y	SCOTT Andre	USA	3	11	11	11		
Duration of Match 2								

Match 3			Match	Game 1	Game 2	Game 3	Game 4	Game 5
A/B	RODRIGUEZ/ FERREYRA	ARG	3	6	11	12	9	11
Y/X	SCOTT/CAPLAN	USA	2	11	7	10	11	9
Duration of Match 3								

Match 4			Match	Game 1	Game 2	Game 3	Game 4	Game 5
A	RODRIGUEZ Daniel	ARG	1	9	11	11	5	
Y	SCOTT Andre	USA	3	11	13	3	11	
Duration of Match 4								

Match 5			Match	Game 1	Game 2	Game 3	Game 4	Game 5
B	FERREYRA Luis	ARG	3	7	11	11	11	
X	CAPLAN Stuart	USA	1	11	8	8	6	
Duration of Match 5								

Duration of Contest	
---------------------	--



Contest Results

CRC (CRC) 1-3 BRA (BRA)

Contest No.: MTC51 Table: 7 Umpires: ANDRADE AVILA Pablo (CHI) TORRES la ROSA Angel (CUB)

Match 1			Match	Game 1	Game 2	Game 3	Game 4	Game 5
A	RODRIGUEZ Geovanni	CRC	3	14	11	7	8	11
X	ALVES Roberto	BRA	2	12	6	11	11	9
Duration of Match 1								

Match 2			Match	Game 1	Game 2	Game 3	Game 4	Game 5
B	PICADO CARVAJAL Olman	CRC	0	2	4	3		
Y	SEGATTO Claudiomiro	BRA	3	11	11	11		
Duration of Match 2								

Match 3			Match	Game 1	Game 2	Game 3	Game 4	Game 5
A/B	RODRIGUEZ/PICADO	CRC	0	3	5	4		
Y/X	SEGATTO/ALVES	BRA	3	11	11	11		
Duration of Match 3								

Match 4			Match	Game 1	Game 2	Game 3	Game 4	Game 5
A	RODRIGUEZ Geovanni	CRC	0	6	9	8		
X	ALVES Roberto	BRA	3	11	11	11		
Duration of Match 4								

Duration of Contest



Entry List by Event

Lista de Inscripciones por Evento / Lista de Inscrições por Evento

As of 12 AUG 2007

NPC	Seed	Bib No.	Name	Date of Birth
BRA - Brazil		35	DI FRANCO MICHEL Carlo	10 MAY 1970
		36	LIMA Cristovan	17 DEC 1964
		34	MEDINA Luiz	04 JUN 1951
CHI - Chile		53	SEPULVEDA J. C.	03 OCT 1978
		54	ARENAS Miguel Angel	27 OCT 1954
CRC - Costa Rica		66	MONCADA ORDOÑEZ Gerardo	16 OCT 1953
		65	ARGUELLO GARCIA Domingo	17 DEC 1972
URU - Uruguay		95	DIEZ Claudio Horacio	30 SEP 1957
		94	FACAL Daniel	03 FEB 1973
USA - United States of America		104	SEIDENFELD Mitchell	18 MAR 1983
		100	BASS Norman	21 JAN 1939
		101	LEVY Edward	15 FEB 1987



Table of Pools: Results

Tabla de Grupos: Resultados / Tabela de Grupos: Resultados

FINAL

Rank	Team	NPC	USA	BRA	CRC	CHI	URU	Mat. Play	Points	Mat. Won	Mat. Lost	Games For.	Games Agst.	Points For.	Points Agst.
1	USA	USA		3-1	3-0	3-0	3-0	4	8	4	0	36	6	442	242
2	BRA	BRA	1-3		3-0	3-0	3-0	4	7	3	1	30	11	413	313
3	CRC	CRC	0-3	0-3		3-2	3-0	4	6	2	2	24	25	434	440
4	CHI	CHI	0-3	0-3	2-3		3-1	4	5	1	3	20	36	422	547
5	URU	URU	0-3	0-3	0-3	1-3		4	4	0	4	6	38	303	472



Contest Results

BRA (BRA) 1-3 USA (USA)

Contest No.: MTC6-710 Table: 2 Umpires: PETAUTSCHNING Erich (CHIFERNANDEZ Mauricio (CHI)

Match 1			Match	Game 1	Game 2	Game 3	Game 4	Game 5
A	DI FRANCO Carlo	BRA	3	11	11	11		
X	BASS Norman	USA	0	8	6	4		
Duration of Match 1								

Match 2			Match	Game 1	Game 2	Game 3	Game 4	Game 5
B	LIMA Cristovan	BRA	0	6	6	9		
Y	SEIDENFELD Mitchell	USA	3	11	11	11		
Duration of Match 2								

Match 3			Match	Game 1	Game 2	Game 3	Game 4	Game 5
A/B	DI FRANCO/LIMA	BRA	0	8	7	9		
Y/Z	SEIDENFELD/LEVY	USA	3	11	11	11		
Duration of Match 3								

Match 4			Match	Game 1	Game 2	Game 3	Game 4	Game 5
A	DI FRANCO Carlo	BRA	0	10	3	5		
Y	SEIDENFELD Mitchell	USA	3	12	11	11		
Duration of Match 4								

Duration of Contest



Contest Results

CRC (CRC) 3-0 URU (URU)

Contest No.: MTC6-79 Table: 1 Umpires: BOZZANO Vinicius (BRA) ULUMAR Jorge (BRA)

Match 1			Match	Game 1	Game 2	Game 3	Game 4	Game 5
A	ARGUELLO G. Domingo	CRC	3	11	11	11		
X	FACAL Daniel	URU	0	7	3	4		
Duration of Match 1								

Match 2			Match	Game 1	Game 2	Game 3	Game 4	Game 5
B	MONCADA O Gerardo	CRC	3	11	11	13		
Y	DIEZ Claudio Horacio	URU	0	5	8	11		
Duration of Match 2								

Match 3			Match	Game 1	Game 2	Game 3	Game 4	Game 5
A/B	ARGUELLO /MONCADA	CRC	3	11	9	11	11	
X/Y	FACAL/DIEZ	URU	1	9	11	9	9	
Duration of Match 3								

Duration of Contest



Contest Results

USA (USA) 3-0 CRC (CRC)

Contest No.: MTC6-78 Table: 2 Umpires: FERRER Maria J. (BRA) BORGES Fernando (BRA)

Match 1			Match	Game 1	Game 2	Game 3	Game 4	Game 5
A	LEVY Edward	USA	3	12	11	11		
X	MONCADA O Gerardo	CRC	0	10	1	5		
Duration of Match 1								

Match 2			Match	Game 1	Game 2	Game 3	Game 4	Game 5
B	BASS Norman	USA	3	11	8	11	11	
Y	ARGUELLO G. Domingo	CRC	1	7	11	5	3	
Duration of Match 2								

Match 3			Match	Game 1	Game 2	Game 3	Game 4	Game 5
C/B	SEIDENFELD/BASS	USA	3	11	11	11		
X/Y	MONCADA/ARGUELLO	CRC	0	7	3	2		
Duration of Match 3								

Duration of Contest



Contest Results

CHI (CHI) 3-1 URU (URU)

Contest No.: MTC6-77 Table: 1 Umpires: KESLER Larry N. (USA) COLLINS Patrick (USA)

Match 1			Match	Game 1	Game 2	Game 3	Game 4	Game 5
A	SEPULVEDA J. C.	CHI	3	11	11	5	8	12
X	DIEZ Claudio Horacio	URU	2	6	6	11	11	10
Duration of Match 1								

Match 2			Match	Game 1	Game 2	Game 3	Game 4	Game 5
B	ARENAS Miguel Angel	CHI	2	12	11	8	5	11
Y	FACAL Daniel	URU	3	10	5	11	11	13
Duration of Match 2								

Match 3			Match	Game 1	Game 2	Game 3	Game 4	Game 5
A/B	SEPULVEDA/ARENAS	CHI	3	11	11	11		
Y/X	FACAL/DIEZ	URU	0	6	2	6		
Duration of Match 3								

Match 4			Match	Game 1	Game 2	Game 3	Game 4	Game 5
A	SEPULVEDA J. C.	CHI	3	11	11	11		
Y	FACAL Daniel	URU	0	7	6	9		
Duration of Match 4								

Duration of Contest	
---------------------	--



Contest Results

CRC (CRC) 3-2 CHI (CHI)

Contest No.: MTC6-76 Table: 2 Umpires: FERRER Maria J. (BRA) CAPPELLARI Alfeo Luis (BRA)

Match 1			Match	Game 1	Game 2	Game 3	Game 4	Game 5
A	ARGUELLO G. Domingo	CRC	3	11	11	11		
X	ARENAS Miguel Angel	CHI	0	5	3	6		
Duration of Match 1								

Match 2			Match	Game 1	Game 2	Game 3	Game 4	Game 5
B	MONCADA O Gerardo	CRC	2	7	6	11	11	10
Y	SEPULVEDA J. C.	CHI	3	11	11	8	8	12
Duration of Match 2								

Match 3			Match	Game 1	Game 2	Game 3	Game 4	Game 5
A/B	ARGUELLO /MONCADA	CRC	2	11	10	8	11	11
X/Y	ARENAS/SEPULVEDA	CHI	3	8	12	11	8	13
Duration of Match 3								

Match 4			Match	Game 1	Game 2	Game 3	Game 4	Game 5
A	ARGUELLO G. Domingo	CRC	3	11	11	11		
Y	SEPULVEDA J. C.	CHI	0	3	6	0		
Duration of Match 4								

Match 5			Match	Game 1	Game 2	Game 3	Game 4	Game 5
B	MONCADA O Gerardo	CRC	3	11	11	11		
X	ARENAS Miguel Angel	CHI	0	7	6	9		
Duration of Match 5								

Duration of Contest	
---------------------	--



Contest Results

URU (URU) **0-3** BRA (BRA)

Contest No.: MTC6-75 Table: 1 Umpires: MUSTAFA Erbas (CAN) FLECHA Oscar (PAR)

Match 1			Match	Game 1	Game 2	Game 3	Game 4	Game 5
A	DIEZ Claudio Horacio	URU	0	6	6	6		
X	DI FRANCO Carlo	BRA	3	11	11	11		
Duration of Match 1								

Match 2			Match	Game 1	Game 2	Game 3	Game 4	Game 5
B	FACAL Daniel	URU	0	2	7	9		
Y	LIMA Cristovan	BRA	3	11	11	11		
Duration of Match 2								

Match 3			Match	Game 1	Game 2	Game 3	Game 4	Game 5
A/B	DIEZ/FACAL	URU	0	5	10	12		
X/Y	DI FRANCO/LIMA	BRA	3	11	12	14		
Duration of Match 3								

Duration of Contest



Contest Results

USA (USA) 3-0 CHI (CHI)

Contest No.: MTC6-74 Table: 2 Umpires: BORGES Fernando (BRA) DA SILVA Mariclea (BRA)

Match 1			Match	Game 1	Game 2	Game 3	Game 4	Game 5
A	SEIDENFELD Mitchell	USA	3	11	11	11		
X	ARENAS Miguel Angel	CHI	0	2	5	5		
Duration of Match 1								

Match 2			Match	Game 1	Game 2	Game 3	Game 4	Game 5
B	LEVY Edward	USA	3	11	9	11	9	11
Y	SEPULVEDA J. C.	CHI	2	2	11	5	11	3
Duration of Match 2								

Match 3			Match	Game 1	Game 2	Game 3	Game 4	Game 5
A/B	SEIDENFELD/LEVY	USA	3	11	11	11		
Y/X	SEPULVEDA/ARENAS	CHI	0	7	4	3		
Duration of Match 3								

Duration of Contest



Contest Results

CRC (CRC) **0-3** BRA (BRA)

Contest No.: MTC6-73 Table: 1 Umpires: KONG Lai-Chu (CAN) FERNANDEZ Mauricio (CHI)

Match 1		Match	Game 1	Game 2	Game 3	Game 4	Game 5
A	ARGUELLO GARCIA Domingo	CRC	0	5	6	4	
X	DI FRANCO Carlo	BRA	3	11	11	11	
Duration of Match 1							

Match 2		Match	Game 1	Game 2	Game 3	Game 4	Game 5
B	MONCADA ORDOÑEZ Gerard	CRC	0	9	7	9	
Y	LIMA Cristovan	BRA	3	11	11	11	
Duration of Match 2							

Match 3		Match	Game 1	Game 2	Game 3	Game 4	Game 5
B/A	MONCADA/ARGUELLO GARCIA	CRC	1	11	9	11	4
X/Y	DI FRANCO/LIMA	BRA	3	13	11	8	11
Duration of Match 3							

Duration of Contest



Contest Results

USA (USA) 3-0 URU (URU)

Contest No.: MTC6-72 Table: 2 Umpires: TICACALA Victor (ARG) FLECHA CHAPARRO Oscar (PAR)

Match 1			Match	Game 1	Game 2	Game 3	Game 4	Game 5
A	SEIDENFELD Mitchell	USA	3	11	11	11		
X	DIEZ Claudio Horacio	URU	0	4	5	2		
Duration of Match 1								

Match 2			Match	Game 1	Game 2	Game 3	Game 4	Game 5
B	BASS Norman	USA	3	11	11	11		
Y	FACAL Daniel	URU	0	2	2	1		
Duration of Match 2								

Match 3			Match	Game 1	Game 2	Game 3	Game 4	Game 5
C/A	LEVY/SEIDENFELD	USA	3	11	11	11		
Y/X	FACAL/DIEZ	URU	0	3	6	9		
Duration of Match 3								

Duration of Contest



Contest Results

BRA (BRA) 3-0 CHI (CHI)

Contest No.: MTC6-71 Table: 1 Umpires: ATILIO Hernan (ARG) BETTINOTTI Alfredo (ARG)

Match 1			Match	Game 1	Game 2	Game 3	Game 4	Game 5
A	DI FRANCO Carlo	BRA	3	11	11	11		
X	ARENAS Miguel Angel	CHI	0	2	4	2		
Duration of Match 1								

Match 2			Match	Game 1	Game 2	Game 3	Game 4	Game 5
B	LIMA Cristovan	BRA	3	11	11	11		
Y	SEPULVEDA J. C.	CHI	0	8	5	9		
Duration of Match 2								

Match 3			Match	Game 1	Game 2	Game 3	Game 4	Game 5
A/C	DI FRANCO/MEDINA	BRA	3	6	11	11	11	
Y/X	SEPULVEDA/ARENAS	CHI	1	11	6	7	3	
Duration of Match 3								

Duration of Contest



Entry List by Event

Lista de Inscripciones por Evento / Lista de Inscrições por Evento

As of 12 AUG 2007

NPC	Seed	Bib No.	Name	Date of Birth
BRA - Brazil		37	MELO Francisco	10 MAY 1981
		38	NASCIMENTO JÚNIOR João	06 AUG 1980
CAN - Canada		48	KENT Ian	04 JUL 1961
		47	MOJTAHED Masoud	22 DEC 1966
CHI - Chile		55	DETONI Cristian	08 OCT 1974
		56	MORALES Ruperto	10 DEC 1953
MEX - Mexico		86	FLORES Víctor M.	08 DEC 1956
		87	PULIDO Marco A.	24 APR 1969
USA - United States of America		103	LEIBOVITZ Tahl	01 JUN 1975
		102	LO Wayne	23 JAN 1956



Table of Pools: Results

Tabla de Grupos: Resultados / Tabela de Grupos: Resultados

FINAL

Rank	Team	NPC	USA	CAN	BRA	CHI	MEX	Mat. Play	Points	Mat. Won	Mat. Lost	Games For.	Games Agst.	Points For.	Points Agst.
1	USA	USA		3-0	3-2	3-0	3-0	4	8	4	0	38	10	517	340
2	CAN	CAN	0-3		3-1	3-1	3-0	4	7	3	1	29	19	443	389
3	BRA	BRA	2-3	1-3		3-0	3-0	4	6	2	2	30	21	477	445
4	CHI	CHI	0-3	1-3	0-3		3-1	4	5	1	3	16	33	381	471
5	MEX	MEX	0-3	0-3	0-3	1-3		4	4	0	4	7	37	299	472



Contest Results

CAN (CAN) **0-3** USA (USA)

Contest No.: MTC810 Table: 2 Umpires:

Match 1		Match	Game 1	Game 2	Game 3	Game 4	Game 5
A	MOJTAHED Masoud	CAN	0	4	6	9	
X	LO Wayne	USA	3	11	11	11	
Duration of Match 1							

Match 2		Match	Game 1	Game 2	Game 3	Game 4	Game 5
B	KENT Ian	CAN	0	1	5	5	
Y	LEIBOVITZ Tahl	USA	3	11	11	11	
Duration of Match 2							

Match 3		Match	Game 1	Game 2	Game 3	Game 4	Game 5
B/A	KENT/MOJTAHED	CAN	1	9	11	7	6
Y/X	LEIBOVITZ/LO	USA	3	11	8	11	11
Duration of Match 3							

Duration of Contest



Contest Results

BRA (BRA) 3-0 CHI (CHI)

Contest No.: MTC89 Table: 1 Umpires: TICACALA Victor (ARG) BETTINOTTI Alfredo (ARG)

Match 1			Match	Game 1	Game 2	Game 3	Game 4	Game 5
A	NASCIMENTO JR. João	BRA	3	11	11	11		
X	DETONI Cristian	CHI	0	8	5	8		
Duration of Match 1								

Match 2			Match	Game 1	Game 2	Game 3	Game 4	Game 5
B	MELO Francisco	BRA	3	11	11	11		
Y	MORALES Ruperto	CHI	0	3	9	7		
Duration of Match 2								

Match 3			Match	Game 1	Game 2	Game 3	Game 4	Game 5
A/B	NASCIMENTO/MELO	BRA	3	9	11	11	11	
X/Y	DETONI/MORALES	CHI	1	11	7	5	9	
Duration of Match 3								

Duration of Contest



Contest Results

USA (USA) 3-2 BRA (BRA)

Contest No.: MTC88 Table: 2 Umpires: PETAUTSCHNING Erich F. (CAN) ANDRADE AVILA Pablo (CHI)

Match 1			Match	Game 1	Game 2	Game 3	Game 4	Game 5
A	LEIBOVITZ Tahl	USA	3	11	11	11		
X	MELO Francisco	BRA	0	5	5	0		
Duration of Match 1								

Match 2			Match	Game 1	Game 2	Game 3	Game 4	Game 5
B	LO Wayne	USA	0	10	12	13		
Y	NASCIMENTO JR. João	BRA	3	12	14	15		
Duration of Match 2								

Match 3			Match	Game 1	Game 2	Game 3	Game 4	Game 5
A/B	LEIBOVITZ/LO	USA	2	11	11	7	10	10
Y/X	NASCIMENTO/MELO	BRA	3	8	7	11	12	12
Duration of Match 3								

Match 4			Match	Game 1	Game 2	Game 3	Game 4	Game 5
A	LEIBOVITZ Tahl	USA	3	11	11	11		
Y	NASCIMENTO JR. João	BRA	0	8	4	6		
Duration of Match 4								

Match 5			Match	Game 1	Game 2	Game 3	Game 4	Game 5
B	LO Wayne	USA	3	11	14	11		
X	MELO Francisco	BRA	0	6	12	3		
Duration of Match 5								

Duration of Contest



Contest Results

CHI (CHI) 3-1 MEX (MEX)

Contest No.: MTC87 Table: 1 Umpires: DA SILVA Mariclea (BRA) LASARO Ivam (BRA)

Match 1			Match	Game 1	Game 2	Game 3	Game 4	Game 5
A	DETONI Cristian	CHI	3	11	11	9	11	
X	FLORES Víctor M.	MEX	1	7	6	11	9	
Duration of Match 1								

Match 2			Match	Game 1	Game 2	Game 3	Game 4	Game 5
B	MORALES Ruperto	CHI	1	7	8	11	8	
Y	PULIDO Marco A.	MEX	3	11	11	4	11	
Duration of Match 2								

Match 3			Match	Game 1	Game 2	Game 3	Game 4	Game 5
A/B	DETONI/MORALES	CHI	3	7	11	11	11	
X/Y	FLORES/PULIDO	MEX	1	11	5	5	6	
Duration of Match 3								

Match 4			Match	Game 1	Game 2	Game 3	Game 4	Game 5
A	DETONI Cristian	CHI	3	11	11	11		
Y	PULIDO Marco A.	MEX	0	6	8	6		
Duration of Match 4								

Duration of Contest



Contest Results

BRA (BRA) 3-0 MEX (MEX)

Contest No.: MTC86 Table: 4 Umpires: BETTINOTTI Alfredo (ARG) VIGEANT Denis (CAN)

Match 1			Match	Game 1	Game 2	Game 3	Game 4	Game 5
A	NASCIMENTO JR. João	BRA	3	11	11	11		
X	FLORES Víctor M.	MEX	0	7	8	4		
Duration of Match 1								

Match 2			Match	Game 1	Game 2	Game 3	Game 4	Game 5
B	MELO Francisco	BRA	3	11	11	11		
Y	PULIDO Marco A.	MEX	0	2	4	9		
Duration of Match 2								

Match 3			Match	Game 1	Game 2	Game 3	Game 4	Game 5
A/B	NASCIMENTO/MELO	BRA	3	11	11	11		
X/Y	FLORES/PULIDO	MEX	0	6	5	8		
Duration of Match 3								

Duration of Contest



Contest Results

CAN (CAN) 3-1 CHI (CHI)

Contest No.: MTC85 Table: 3 Umpires: FLECHA Oscar (PAR) BORGES Fernando (BRA)

Match 1			Match	Game 1	Game 2	Game 3	Game 4	Game 5
A	KENT Ian	CAN	3	11	11	11		
X	DETONI Cristian	CHI	0	7	5	3		
Duration of Match 1								

Match 2			Match	Game 1	Game 2	Game 3	Game 4	Game 5
B	MOJTAHED Masoud	CAN	1	9	11	6	7	
Y	MORALES Ruperto	CHI	3	11	3	11	11	
Duration of Match 2								

Match 3			Match	Game 1	Game 2	Game 3	Game 4	Game 5
A/B	KENT/MOJTAHED	CAN	3	11	11	11		
X/Y	DETONI/MORALES	CHI	0	8	3	9		
Duration of Match 3								

Match 4			Match	Game 1	Game 2	Game 3	Game 4	Game 5
A	KENT Ian	CAN	3	11	11	11		
Y	MORALES Ruperto	CHI	0	2	5	3		
Duration of Match 4								

Duration of Contest	
---------------------	--



Contest Results

MEX (MEX) **0-3** USA (USA)

Contest No.: MTC84 Table: 4 Umpires: LASARO Ivam (BRA) KONG Lai-Chu (CAN)

Match 1			Match	Game 1	Game 2	Game 3	Game 4	Game 5
A	FLORES Víctor M.	MEX	0	4	5	3		
X	LO Wayne	USA	3	11	11	11		
Duration of Match 1								

Match 2			Match	Game 1	Game 2	Game 3	Game 4	Game 5
B	PULIDO Marco A.	MEX	1	7	13	2	6	
Y	LEIBOVITZ Tahl	USA	3	11	11	11	11	
Duration of Match 2								

Match 3			Match	Game 1	Game 2	Game 3	Game 4	Game 5
A/B	FLORES/PULIDO	MEX	0	7	5	6		
X/Y	LO/LEIBOVITZ	USA	3	11	11	11		
Duration of Match 3								

Duration of Contest



Contest Results

BRA (BRA) **1-3** CAN (CAN)

Contest No.: MTC83 Table: 3 Umpires: COLLINS Patrick (USA) FLECHA CHAPARRO Oscar (PAR)

Match 1			Match	Game 1	Game 2	Game 3	Game 4	Game 5
A	NASCIMENTO JR. João	BRA	3	11	11	11		
X	MOJTAHED Masoud	CAN	0	6	2	3		
Duration of Match 1								

Match 2			Match	Game 1	Game 2	Game 3	Game 4	Game 5
B	MELO Francisco	BRA	0	8	9	3		
Y	KENT Ian	CAN	3	11	11	11		
Duration of Match 2								

Match 3			Match	Game 1	Game 2	Game 3	Game 4	Game 5
A/B	NASCIMENTO/MELO	BRA	2	10	11	11	8	4
Y/X	KENT/MOJTAHED	CAN	3	12	7	7	11	11
Duration of Match 3								

Match 4			Match	Game 1	Game 2	Game 3	Game 4	Game 5
A	NASCIMENTO JR. João	BRA	1	7	11	9	6	
Y	KENT Ian	CAN	3	11	9	11	11	
Duration of Match 4								

Duration of Contest	
---------------------	--



Contest Results

CHI (CHI) **0-3** USA (USA)

Contest No.: MTC82 Table: 4 Umpires: GOMES Jaime (BRA) MUALEM Fernando (BRA)

Match 1		Match	Game 1	Game 2	Game 3	Game 4	Game 5
A	MORALES Ruperto	CHI	0	5	9	7	
X	LO Wayne	USA	3	11	11	11	
Duration of Match 1							

Match 2		Match	Game 1	Game 2	Game 3	Game 4	Game 5
B	DETONI Cristian	CHI	1	9	7	11	2
Y	LEIBOVITZ Tahl	USA	3	11	11	8	11
Duration of Match 2							

Match 3		Match	Game 1	Game 2	Game 3	Game 4	Game 5
B/A	DETONI/MORALES	CHI	1	2	11	6	10
Y/X	LEIBOVITZ/LO	USA	3	11	6	11	12
Duration of Match 3							

Duration of Contest



Contest Results

CAN (CAN) 3-0 MEX (MEX)

Contest No.: MTC81 Table: 3 Umpires: SOEIRO G. Ronald (BRA) PUTTI Alcidino Jose (BRA)

Match 1			Match	Game 1	Game 2	Game 3	Game 4	Game 5
A	KENT Ian	CAN	3	11	11	12		
X	FLORES Víctor M.	MEX	0	2	4	10		
Duration of Match 1								

Match 2			Match	Game 1	Game 2	Game 3	Game 4	Game 5
B	MOJTAHED Masoud	CAN	3	11	11	10	11	
Y	PULIDO Marco A.	MEX	1	6	2	12	7	
Duration of Match 2								

Match 3			Match	Game 1	Game 2	Game 3	Game 4	Game 5
A/B	KENT/MOJTAHED	CAN	3	11	11	15		
X/Y	FLORES/PULIDO	MEX	0	9	6	13		
Duration of Match 3								

Duration of Contest



Entry List by Event

Lista de Inscripciones por Evento / Lista de Inscrições por Evento

As of 12 AUG 2007

NPC	Seed	Bib No.	Name	Date of Birth
BRA - Brazil		42	MELLO Antônio	03 NOV 1985
		39	PINHEIRO Edmilson	17 JUN 1977
		41	CALDEIRA Alexandre	16 JAN 1975
		40	ALMEIDA Willian	30 JUL 1983
CAN - Canada		50	PELLETIER Martin	04 APR 1967
		49	POUDRIER Réal	03 NOV 1950
MEX - Mexico		89	VIVANCO José Luis	12 JUL 1958
		88	DOMÍNGUEZ René	12 JUN 1994
VEN - Venezuela		115	FASANARO Carlos	29 MAR 1960
		116	ASCANIO Andres	27 JUN 1967
		114	MARTINEZ TAZ Alger	21 MAR 1984



Table of Pools: Results

Tabla de Grupos: Resultados / Tabela de Grupos: Resultados

FINAL

Rank	Team	NPC	BRA	MEX	CAN	VEN	Mat. Play	Points	Mat. Won	Mat. Lost	Games For.	Games Agst.	Points For.	Points Agst.
1	BRA	BRA		3-0	3-0	3-0	3	6	3	0	27	5	346	215
2	MEX	MEX	0-3		3-0	3-1	3	5	2	1	23	13	359	315
3	CAN	CAN	0-3	0-3		3-2	3	4	1	2	14	27	331	411
4	VEN	VEN	0-3	1-3	2-3		3	3	0	3	12	31	348	443



Contest Results

BRA (BRA) 3-0 MEX (MEX)

Contest No.: MTC9-106 Table: 2 Umpires: ATILIO Hernan (ARG) TICACALA Victor (ARG)

Match 1			Match	Game 1	Game 2	Game 3	Game 4	Game 5
A	PINHEIRO Edmilson	BRA	3	11	11	11		
X	DOMÍNGUEZ René	MEX	0	5	8	7		
Duration of Match 1								

Match 2			Match	Game 1	Game 2	Game 3	Game 4	Game 5
B	CALDEIRA Alexandre	BRA	3	11	11	5	12	11
Y	VIVANCO José Luis	MEX	2	9	6	11	14	6
Duration of Match 2								

Match 3			Match	Game 1	Game 2	Game 3	Game 4	Game 5
A/C	PINHEIRO/ALMEIDA	BRA	3	10	11	11	13	
Y/X	VIVANCO/DOMÍNGUEZ	MEX	1	12	4	5	11	
Duration of Match 3								

Duration of Contest



Contest Results

CAN (CAN) 3-2 VEN (VEN)

Contest No.: MTC9-105 Table: 1 Umpires: DEMARIO Leonor (BRA) BOZZANO Vinicius (BRA)

Match 1			Match	Game 1	Game 2	Game 3	Game 4	Game 5
A	PELLETIER Martin	CAN	2	11	4	6	11	9
X	FASANARO Carlos	VEN	3	9	11	11	9	11
Duration of Match 1								

Match 2			Match	Game 1	Game 2	Game 3	Game 4	Game 5
B	POUDRIER Réal	CAN	0	5	7	8		
Y	ASCANIO Andres	VEN	3	11	11	11		
Duration of Match 2								

Match 3			Match	Game 1	Game 2	Game 3	Game 4	Game 5
A/B	PELLETIER/POUDRIER	CAN	3	9	11	11	11	
X/Y	FASANARO/ASCANIO	VEN	1	11	8	4	6	
Duration of Match 3								

Match 4			Match	Game 1	Game 2	Game 3	Game 4	Game 5
A	PELLETIER Martin	CAN	3	11	11	11		
Y	ASCANIO Andres	VEN	0	9	7	6		
Duration of Match 4								

Match 5			Match	Game 1	Game 2	Game 3	Game 4	Game 5
B	POUDRIER Réal	CAN	3	13	11	9	9	12
X	FASANARO Carlos	VEN	2	11	7	11	11	10
Duration of Match 5								

Duration of Contest	
---------------------	--



Contest Results

BRA (BRA) 3-0 CAN (CAN)

Contest No.: MTC9-104 Table: 2 Umpires: KESLER Larry N. (USA) MOLEDA PINO Jorge (URU)

Match 1			Match	Game 1	Game 2	Game 3	Game 4	Game 5
A	PINHEIRO Edmilson	BRA	3	9	11	11	11	
X	POUDRIER Réal	CAN	1	11	5	2	8	
Duration of Match 1								

Match 2			Match	Game 1	Game 2	Game 3	Game 4	Game 5
B	CALDEIRA Alexandre	BRA	3	11	11	11		
Y	PELLETIER Martin	CAN	0	2	3	6		
Duration of Match 2								

Match 3			Match	Game 1	Game 2	Game 3	Game 4	Game 5
A/B	PINHEIRO/CALDEIRA	BRA	3	9	11	11	11	
X/Y	POUDRIER/PELLETIER	CAN	1	11	8	4	4	
Duration of Match 3								

Duration of Contest



Contest Results

VEN (VEN) 1-3 MEX (MEX)

Contest No.: MTC9-103 Table: 1 Umpires: CAPPELLARI Alfeo Luis (BRA) SALVETTI Amarildo (BRA)

Match 1			Match	Game 1	Game 2	Game 3	Game 4	Game 5
A	ASCANIO Andres	VEN	0	2	3	8		
X	VIVANCO José Luis	MEX	3	11	11	11		
Duration of Match 1								

Match 2			Match	Game 1	Game 2	Game 3	Game 4	Game 5
B	FASANARO Carlos	VEN	3	11	11	14	9	11
Y	DOMÍNGUEZ René	MEX	2	9	8	16	11	4
Duration of Match 2								

Match 3			Match	Game 1	Game 2	Game 3	Game 4	Game 5
A/B	ASCANIO/FASANARO	VEN	0	3	14	6		
X/Y	VIVANCO/DOMÍNGUEZ	MEX	3	11	16	11		
Duration of Match 3								

Match 4			Match	Game 1	Game 2	Game 3	Game 4	Game 5
A	ASCANIO Andres	VEN	0	6	8	4		
Y	DOMÍNGUEZ René	MEX	3	11	11	11		
Duration of Match 4								

Duration of Contest	
---------------------	--



Contest Results

VEN (VEN) **0-3** BRA (BRA)

Contest No.: MTC9-102 Table: 2 Umpires: ATILIO Hernan (ARG) TICACALA Victor (ARG)

Match 1			Match	Game 1	Game 2	Game 3	Game 4	Game 5
A	ASCANIO Andres	VEN	0	6	2	7		
X	CALDEIRA Alexandre	BRA	3	11	11	11		
Duration of Match 1								

Match 2			Match	Game 1	Game 2	Game 3	Game 4	Game 5
B	FASANARO Carlos	VEN	0	5	3	5		
Y	PINHEIRO Edmilson	BRA	3	11	11	11		
Duration of Match 2								

Match 3			Match	Game 1	Game 2	Game 3	Game 4	Game 5
A/B	ASCANIO/FASANARO	VEN	0	11	9	5		
X/Z	CALDEIRA/ALMEIDA	BRA	3	13	11	11		
Duration of Match 3								

Duration of Contest



Contest Results

MEX (MEX) 3-0 CAN (CAN)

Contest No.: MTC9-101 Table: 1 Umpires: FERRER Maria J. (BRA) CAPPELLARI Alfeo Luis (BRA)

Match 1			Match	Game 1	Game 2	Game 3	Game 4	Game 5
A	VIVANCO José Luis	MEX	3	11	14	6	11	
X	POUDRIER Réal	CAN	1	8	12	11	5	
Duration of Match 1								

Match 2			Match	Game 1	Game 2	Game 3	Game 4	Game 5
B	DOMÍNGUEZ René	MEX	3	11	11	11		
Y	PELLETIER Martin	CAN	0	5	6	7		
Duration of Match 2								

Match 3			Match	Game 1	Game 2	Game 3	Game 4	Game 5
A/B	VIVANCO/DOMÍNGUEZ	MEX	3	12	11	11		
Y/X	PELLETIER/POUDRIER	CAN	0	10	7	6		
Duration of Match 3								

Duration of Contest



Entry List by Event

Lista de Inscripciones por Evento / Lista de Inscrições por Evento

As of 12 AUG 2007

NPC	Seed	Bib No.	Name	Date of Birth
BRA - Brazil		16	AZEVEDO Carla	24 JAN 1981
		17	DALCIM Rosângela	14 APR 1964
CUB - Cuba		68	SILVA ZAMORA Yanelis	22 SEP 1976
		67	HERNÁNDEZ NAVARRO Pastora	06 AUG 1960
MEX - Mexico		75	SIGALA Edith	16 JUN 1976
		74	PADILLA Alma	14 JAN 1979
VEN - Venezuela		106	JIMENEZ Romelia	08 OCT 1971
		105	CARRILLO Ana	30 MAY 1969



Table of Pools: Results

Tabla de Grupos: Resultados / Tabela de Grupos: Resultados

FINAL

Rank	Team	NPC	CUB	MEX	BRA	VEN	Mat. Play	Points	Mat. Won	Mat. Lost	Games For.	Games Agst.	Points For.	Points Agst.
1	CUB	CUB		3-2	3-1	3-0	3	6	3	0	27	14	390	293
2	MEX	MEX	2-3		3-1	3-1	3	5	2	1	27	15	378	314
3	BRA	BRA	1-3	1-3		3-0	3	2	1	2	16	21	298	338
4	VEN	VEN	0-3	1-3	0-3		3	2	0	3	8	28	249	370



Contest Results

BRA (BRA) 3-0 VEN (VEN)

Contest No.: WTC1-36 Table: 4 Umpires: PETAUTSCHNING Erich F. (CHI) FERNANDEZ Mauricio (CHI)

Match 1		Match	Game 1	Game 2	Game 3	Game 4	Game 5
A	AZEVEDO Carla BRA	3	11	13	6	11	
X	CARRILLO Ana VEN	1	6	11	11	6	
Duration of Match 1							

Match 2		Match	Game 1	Game 2	Game 3	Game 4	Game 5
B	DALCIM Rosângela BRA	3	11	11	11		
Y	JIMENEZ Romelia VEN	0	5	9	9		
Duration of Match 2							

Match 3		Match	Game 1	Game 2	Game 3	Game 4	Game 5
A/B	AZEVEDO/DALCIM BRA	3	13	11	8	9	11
X/Y	CARRILLO/JIMENEZ VEN	2	11	9	11	11	3
Duration of Match 3							

Duration of Contest



Contest Results

CUB (CUB) 3-2 MEX (MEX)

Contest No.: WTC1-35 Table: 3 Umpires: MUSTAFA Erbas (CAN) KONG Lai-Chu (CAN)

Match 1			Match	Game 1	Game 2	Game 3	Game 4	Game 5
A	SILVA ZAMORA Yanelis	CUB	3	11	11	11		
X	PADILLA Alma	MEX	0	4	1	2		
Duration of Match 1								

Match 2			Match	Game 1	Game 2	Game 3	Game 4	Game 5
B	HERNÁNDEZ Pastora	CUB	0		6	3		
Y	SIGALA Edith	MEX	3		11	11		
Duration of Match 2								

Match 3			Match	Game 1	Game 2	Game 3	Game 4	Game 5
B/A	HERNÁNDEZ/SILVA	CUB	0	8	8	6		
Y/X	SIGALA/PADILLA	MEX	3	11	11	11		
Duration of Match 3								

Match 4			Match	Game 1	Game 2	Game 3	Game 4	Game 5
A	SILVA ZAMORA Yanelis	CUB	3	11	8	11	11	
Y	SIGALA Edith	MEX	1	7	11	7	9	
Duration of Match 4								

Match 5			Match	Game 1	Game 2	Game 3	Game 4	Game 5
B	HERNÁNDEZ Pastora	CUB	3	11	9	11	11	
X	PADILLA Alma	MEX	1	4	11	4	7	
Duration of Match 5								

Duration of Contest	
---------------------	--



Contest Results

BRA (BRA) **1-3** MEX (MEX)

Contest No.: WTC1-34 Table: 8 Umpires: MOLEDA PINO Jorge (URU) TORRES la ROSA Angel (CUB)

Match 1			Match	Game 1	Game 2	Game 3	Game 4	Game 5
A	DALCIM Rosângela	BRA	3	11	11	11		
X	PADILLA Alma	MEX	0	4	3	6		
Duration of Match 1								

Match 2			Match	Game 1	Game 2	Game 3	Game 4	Game 5
B	AZEVEDO Carla	BRA	0	7	5	6		
Y	SIGALA Edith	MEX	3	11	11	11		
Duration of Match 2								

Match 3			Match	Game 1	Game 2	Game 3	Game 4	Game 5
A/B	DALCIM/AZEVEDO	BRA	0	4	8	5		
Y/X	SIGALA/PADILLA	MEX	3	11	11	11		
Duration of Match 3								

Match 4			Match	Game 1	Game 2	Game 3	Game 4	Game 5
A	DALCIM Rosângela	BRA	0	3	4	8		
Y	SIGALA Edith	MEX	3	11	11	11		
Duration of Match 4								

Duration of Contest



Contest Results

CUB (CUB) 3-0 VEN (VEN)

Contest No.: WTC1-33 Table: 7 Umpires: SALVETTI Amarildo (BRA) SOEIRO G. Ronald (BRA)

Match 1			Match	Game 1	Game 2	Game 3	Game 4	Game 5
A	HERNÁNDEZ Pastora	CUB	3	7	5	11	11	11
X	CARRILLO Ana	VEN	2	11	11	7	8	9
Duration of Match 1								

Match 2			Match	Game 1	Game 2	Game 3	Game 4	Game 5
B	SILVA ZAMORA Yanelis	CUB	3	11	11	11		
Y	JIMENEZ Romelia	VEN	0	1	3	2		
Duration of Match 2								

Match 3			Match	Game 1	Game 2	Game 3	Game 4	Game 5
A/B	HERNÁNDEZ/SILVA	CUB	3	11	11	11		
X/Y	CARRILLO/JIMENEZ	VEN	0	5	8	6		
Duration of Match 3								

Duration of Contest



Contest Results

CUB (CUB) 3-1 BRA (BRA)

Contest No.: WTC1-32 Table: 8 Umpires: PETAUTSCHNING Erich F. (CUB) LLEDA PINO Jorge (URU)

Match 1		Match	Game 1	Game 2	Game 3	Game 4	Game 5
A	SILVA ZAMORA Yanelis CUB	3	11	11	11	0	
X	AZEVEDO Carla BRA	0	1	4	4	0	
Duration of Match 1							

Match 2		Match	Game 1	Game 2	Game 3	Game 4	Game 5
B	HERNÁNDEZ Pastora CUB	0	2	9	5		
Y	DALCIM Rosângela BRA	3	11	11	11		
Duration of Match 2							

Match 3		Match	Game 1	Game 2	Game 3	Game 4	Game 5
B/A	HERNÁNDEZ/SILVA CUB	3	6	14	11	11	
Y/X	DALCIM/AZEVEDO BRA	1	11	12	0	6	
Duration of Match 3							

Match 4		Match	Game 1	Game 2	Game 3	Game 4	Game 5
A	SILVA ZAMORA Yanelis CUB	3	11	11	11		
Y	DALCIM Rosângela BRA	0	8	5	5		
Duration of Match 4							

Duration of Contest



Contest Results

MEX (MEX) 3-1 VEN (VEN)

Contest No.: WTC1-31 Table: 7 Umpires: DEMARIO Leonor (BRA) BOZZANO Vinicius (BRA)

Match 1			Match	Game 1	Game 2	Game 3	Game 4	Game 5
A	SIGALA Edith	MEX	3	11	11	11		
X	CARRILLO Ana	VEN	0	5	8	3		
Duration of Match 1								

Match 2			Match	Game 1	Game 2	Game 3	Game 4	Game 5
B	PADILLA Alma	MEX	1	7	9	11	7	
Y	JIMENEZ Romelia	VEN	3	11	11	7	11	
Duration of Match 2								

Match 3			Match	Game 1	Game 2	Game 3	Game 4	Game 5
A/B	SIGALA/PADILLA	MEX	3	11	11	11		
X/Y	CARRILLO/JIMENEZ	VEN	0	2	2	6		
Duration of Match 3								

Match 4			Match	Game 1	Game 2	Game 3	Game 4	Game 5
A	SIGALA Edith	MEX	3	11	11	11		
Y	JIMENEZ Romelia	VEN	0	1	5	4		
Duration of Match 4								

Duration of Contest	
---------------------	--



Entry List by Event

Lista de Inscripciones por Evento / Lista de Inscrições por Evento

As of 12 AUG 2007

NPC	Seed	Bib No.	Name	Date of Birth
ARG - Argentina		2	PUGLIESE Irma	16 AUG 1948
		1	MAKISHI Marta	12 JUN 1944
BRA - Brazil		20	PASSOS Maria	09 JUN 1951
		19	OLIVEIRA Sônia	23 MAY 1961
		18	OLIVEIRA Joyce	24 JUN 1990
COL - Colombia		59	LOPEZ Lucy	23 JUN 1976
		58	HURTADO Alexandra	06 MAY 1975
MEX - Mexico		77	PAREDES Maria	05 SEP 1974
		76	ARENALES Teresa	19 AUG 1957
USA - United States of America		97	NIR-KISTLER Noga	18 MAY 1979
		96	FONTAINE Pamela	16 DEC 1964



Table of Pools: Results

Tabla de Grupos: Resultados / Tabela de Grupos: Resultados

FINAL

Rank	Team	NPC	MEX	USA	BRA	ARG	COL	Mat. Play	Points	Mat. Won	Mat. Lost	Games For.	Games Agst.	Points For.	Points Agst.
1	MEX	MEX		3-1	3-0	3-0	3-0	4	8	4	0	36	8	465	296
2	USA	USA	1-3		3-1	3-0	3-0	4	7	3	1	35	17	508	419
3	BRA	BRA	0-3	1-3		3-0	3-0	4	6	2	2	25	24	459	453
4	ARG	ARG	0-3	0-3	0-3		3-1	4	5	1	3	16	30	372	428
5	COL	COL	0-3	0-3	0-3	1-3		4	4	0	4	4	37	228	436



Contest Results

MEX (MEX) 3-0 BRA (BRA)

Contest No.: WTC4-510 Table: 8 Umpires: ATILIO Hernan (ARG) FLECHA Oscar (PAR)

Match 1		Match	Game 1	Game 2	Game 3	Game 4	Game 5
A	PAREDES Maria MEX	3	11	11	11		
X	OLIVEIRA Sônia BRA	0	5	6	3		
Duration of Match 1							

Match 2		Match	Game 1	Game 2	Game 3	Game 4	Game 5
B	ARENALES Teresa MEX	3	11	11	8	11	
Y	PASSOS Maria BRA	1	7	7	11	8	
Duration of Match 2							

Match 3		Match	Game 1	Game 2	Game 3	Game 4	Game 5
A/B	PAREDES/ARENALES MEX	3	12	11	11		
X/Y	OLIVEIRA/PASSOS BRA	0	10	5	6		
Duration of Match 3							

Duration of Contest



Contest Results

COL (COL) 1-3 ARG (ARG)

Contest No.: WTC4-59 Table: 7 Umpires: KONG Lai-Chu (CAN) TORRES la ROSA Angel (CUB)

Match 1			Match	Game 1	Game 2	Game 3	Game 4	Game 5
A	HURTADO Alexandra	COL	0	5	6	8		
X	PUGLIESE Irma	ARG	3	11	11	11		
Duration of Match 1								

Match 2			Match	Game 1	Game 2	Game 3	Game 4	Game 5
B	LOPEZ Lucy	COL	0	9	4	1		
Y	MAKISHI Marta	ARG	3	11	11	11		
Duration of Match 2								

Match 3			Match	Game 1	Game 2	Game 3	Game 4	Game 5
A/B	HURTADO/LOPEZ	COL	3	11	3	11	11	
Y/X	MAKISHI/PUGLIESE	ARG	1	7	11	5	5	
Duration of Match 3								

Match 4			Match	Game 1	Game 2	Game 3	Game 4	Game 5
A	HURTADO Alexandra	COL	0	6	3	1		
Y	MAKISHI Marta	ARG	3	11	11	11		
Duration of Match 4								

Duration of Contest



Contest Results

ARG (ARG) **0-3** MEX (MEX)

Contest No.: WTC4-58 Table: 8 Umpires: SALVETTI Amarildo (BRA) CAPPELLARI Alfeo Luis (BRA)

Match 1			Match	Game 1	Game 2	Game 3	Game 4	Game 5
A	MAKISHI Marta	ARG	1	7	7	12	5	
X	ARENALES Teresa	MEX	3	11	11	10	11	
Duration of Match 1								

Match 2			Match	Game 1	Game 2	Game 3	Game 4	Game 5
B	PUGLIESE Irma	ARG	0	5	5	6		
Y	PAREDES Maria	MEX	3	11	11	11		
Duration of Match 2								

Match 3			Match	Game 1	Game 2	Game 3	Game 4	Game 5
A/B	MAKISHI/PUGLIESE	ARG	0	5	11	3		
Y/X	PAREDES/ARENALES	MEX	3	11	13	11		
Duration of Match 3								

Duration of Contest



Contest Results

COL (COL) **0-3** USA (USA)

Contest No.: WTC4-57 Table: 7 Umpires: GOMES Jaime (BRA) SCHINDLER Jovino (BRA)

Match 1			Match	Game 1	Game 2	Game 3	Game 4	Game 5
A	LOPEZ Lucy	COL	0	3	3	5		
X	NIR-KISTLER Noga	USA	3	11	11	11		
Duration of Match 1								

Match 2			Match	Game 1	Game 2	Game 3	Game 4	Game 5
B	HURTADO Alexandra	COL	0	10	6	4		
Y	FONTAINE Pamela	USA	3	12	11	11		
Duration of Match 2								

Match 3			Match	Game 1	Game 2	Game 3	Game 4	Game 5
B/A	HURTADO/LOPEZ	COL	0	3	2	7		
Y/X	FONTAINE/NIR-KISTLER	USA	3	11	11	11		
Duration of Match 3								

Duration of Contest



Contest Results

ARG (ARG) **0-3** USA (USA)

Contest No.: WTC4-56 Table: 6 Umpires: GOMES Jaime (BRA) BORGES Fernando (BRA)

Match 1			Match	Game 1	Game 2	Game 3	Game 4	Game 5
A	MAKISHI Marta	ARG	0	6	8	9		
X	FONTAINE Pamela	USA	3	11	11	11		
Duration of Match 1								

Match 2			Match	Game 1	Game 2	Game 3	Game 4	Game 5
B	PUGLIESE Irma	ARG	0	6	2	6		
Y	NIR-KISTLER Noga	USA	3	11	11	11		
Duration of Match 2								

Match 3			Match	Game 1	Game 2	Game 3	Game 4	Game 5
A/B	MAKISHI/PUGLIESE	ARG	2	11	11	7	5	5
X/Y	FONTAINE/NIR-KISTLER	USA	3	6	5	11	11	11
Duration of Match 3								

Duration of Contest



Contest Results

BRA (BRA) 3-0 COL (COL)

Contest No.: WTC4-55 Table: 5 Umpires: COLLINS Patrick (USA) TICACALA Victor (ARG)

Match 1			Match	Game 1	Game 2	Game 3	Game 4	Game 5
A	PASSOS Maria	BRA	3	11	11	12		
X	HURTADO Alexandra	COL	0	4	5	10		
Duration of Match 1								

Match 2			Match	Game 1	Game 2	Game 3	Game 4	Game 5
B	OLIVEIRA Sônia	BRA	3	11	9	11	11	
Y	LOPEZ Lucy	COL	1	8	11	4	4	
Duration of Match 2								

Match 3			Match	Game 1	Game 2	Game 3	Game 4	Game 5
C/A	OLIVEIRA/PASSOS	BRA	3	11	11	11		
X/Y	HURTADO/LOPEZ	COL	0	9	5	3		
Duration of Match 3								

Duration of Contest



Contest Results

MEX (MEX) 3-1 USA (USA)

Contest No.: WTC4-54 Table: 6 Umpires: LASARO Ivam (BRA) KONG Lai-Chu (CAN)

Match 1			Match	Game 1	Game 2	Game 3	Game 4	Game 5
A	PAREDES Maria	MEX	3	9	11	10	11	11
X	FONTAINE Pamela	USA	2	11	8	12	5	2
Duration of Match 1								

Match 2			Match	Game 1	Game 2	Game 3	Game 4	Game 5
B	ARENALES Teresa	MEX	0	6	7	6		
Y	NIR-KISTLER Noga	USA	3	11	11	11		
Duration of Match 2								

Match 3			Match	Game 1	Game 2	Game 3	Game 4	Game 5
A/B	PAREDES/ARENALES	MEX	3	11	14	11		
X/Y	FONTAINE/NIR-KISTLER	USA	0	5	12	6		
Duration of Match 3								

Match 4			Match	Game 1	Game 2	Game 3	Game 4	Game 5
A	PAREDES Maria	MEX	3	11	6	11	11	
Y	NIR-KISTLER Noga	USA	1	6	11	1	7	
Duration of Match 4								

Duration of Contest	
---------------------	--



Contest Results

BRA (BRA) 3-0 ARG (ARG)

Contest No.: WTC4-53 Table: 5 Umpires: MUSTAFA Erbas (CAN) PETAUTSCHNING Erich F. (CHI)

Match 1		Match	Game 1	Game 2	Game 3	Game 4	Game 5
A	PASSOS Maria BRA	3	8	11	11	13	
X	PUGLIESE Irma ARG	1	11	5	9	11	
Duration of Match 1							

Match 2		Match	Game 1	Game 2	Game 3	Game 4	Game 5
B	OLIVEIRA Sônia BRA	3	11	6	12	11	
Y	MAKISHI Marta ARG	1	6	11	10	4	
Duration of Match 2							

Match 3		Match	Game 1	Game 2	Game 3	Game 4	Game 5
A/B	PASSOS/OLIVEIRA BRA	3	11	9	14	11	
X/Y	PUGLIESE/MAKISHI ARG	1	5	11	12	8	
Duration of Match 3							

Duration of Contest



Contest Results

MEX (MEX) 3-0 COL (COL)

Contest No.: WTC4-52 Table: 6 Umpires: DA SILVA Mariclea (BRA) SCHINDLER Jovino (BRA)

Match 1			Match	Game 1	Game 2	Game 3	Game 4	Game 5
A	PAREDES Maria	MEX	3	11	11	11		
X	LOPEZ Lucy	COL	0	5	7	8		
Duration of Match 1								

Match 2			Match	Game 1	Game 2	Game 3	Game 4	Game 5
B	ARENALES Teresa	MEX	3	12	11	11		
Y	HURTADO Alexandra	COL	0	10	1	2		
Duration of Match 2								

Match 3			Match	Game 1	Game 2	Game 3	Game 4	Game 5
A/B	PAREDES/ARENALES	MEX	3	11	11	11		
X/Y	LOPEZ/HURTADO	COL	0	3	3	4		
Duration of Match 3								

Duration of Contest



Contest Results

USA (USA) 3-1 BRA (BRA)

Contest No.: WTC4-51 Table: 5 Umpires: FLECHA CHAPARRO Oscar (~~BRA~~) JINOTTI Alfredo (ARG)

Match 1			Match	Game 1	Game 2	Game 3	Game 4	Game 5
A	NIR-KISTLER Noga	USA	3	9	11	11	11	
X	OLIVEIRA Sônia	BRA	1	11	7	7	8	
Duration of Match 1								

Match 2			Match	Game 1	Game 2	Game 3	Game 4	Game 5
B	FONTAINE Pamela	USA	3	8	11	12	11	11
Y	PASSOS Maria	BRA	2	11	13	10	5	9
Duration of Match 2								

Match 3			Match	Game 1	Game 2	Game 3	Game 4	Game 5
B/A	FONTAINE/NIR-KISTLER	USA	2	11	8	11	9	9
X/Y	OLIVEIRA/PASSOS	BRA	3	5	11	6	11	11
Duration of Match 3								

Match 4			Match	Game 1	Game 2	Game 3	Game 4	Game 5
A	NIR-KISTLER Noga	USA	3	14	11	11		
Y	PASSOS Maria	BRA	0	12	8	9		
Duration of Match 4								

Duration of Contest	
---------------------	--



Entry List by Event

Lista de Inscripciones por Evento / Lista de Inscrições por Evento

As of 12 AUG 2007

NPC	Seed	Bib No.	Name	Date of Birth	
ARG - Argentina		8	ACOSTA Gonzalo	01 APR 1968	
		9	BRANDOLI Vitaliano	09 MAY 1949	
		10	COPOLA Gabriel	20 JAN 1984	
		6	DUARTE Carlos	25 NOV 1969	
		12	FERREYRA Luis	09 NOV 1962	
		4	HAYLAN Daniel	06 FEB 1962	
		11	LOPEZ Ariel	03 DEC 1982	
		7	MARIÑO Leonardo	09 JUN 1948	
		5	MASLUP Carlos	09 JAN 1959	
		13	PERDIGUERO Ricardo	01 AUG 1965	
		14	RODRIGUEZ Daniel	15 JUL 1971	
	BRA - Brazil		32	ALVES Roberto	10 APR 1959
			29	ANK Alexandre	14 DEC 1979
			28	DA SILVA Luiz Algacir	23 MAR 1973
		31	DE OLIVEIRA Ecildo Lopez	18 AUG 1963	
		24	ESPÍNDOLA Iranildo	24 JAN 1969	
		30	FREITAS Ivanildo	13 MAY 1966	
		26	KNAF Welder	06 APR 1981	
		25	KOVALSKI Hemerson	22 SEP 1971	
		23	SALES Francisco	07 MAR 1963	
		33	SEGATTO Claudiomiro	27 DEC 1991	
		27	SILVA Jocerlei	05 JUN 1975	
CAN - Canada		45	BRÛLÉ Gerald	12 NOV 1953	
		46	BUTLER Barry	29 JUL 1946	
CHI - Chile		51	DIAZ Alfonso	29 AUG 1973	
		52	TORRES Carlos	29 APR 1973	
COL - Colombia		60	CRISTANCHO Rafael	08 MAY 1985	
		61	GUZMAN Esteban	12 APR 1980	
CRC - Costa Rica		64	PICADO CARVAJAL Olman	16 JAN 1967	
		63	RODRIGUEZ GRANADOS Geovanni	12 FEB 1964	
CUB - Cuba		69	FERNÁNDEZ IZQUIERDO Yunier	24 OCT 1982	
		70	TRUJILLO YERO Isbel	06 AUG 1960	
MEX - Mexico		82	CORONADO León	30 DEC 1974	



Entry List by Event

Lista de Inscripciones por Evento / Lista de Inscrições por Evento

As of 12 AUG 2007

NPC	Seed	Bib No.	Name	Date of Birth
MEX - Mexico		83	SALGUEIRO Jesus	11 MAR 1970
		81	SÁNCHEZ Eduardo	09 FEB 1970
		80	SÁNCHEZ Jesús	03 JUL 1983
		79	VEGA Erasmo	23 SEP 1965
PER - Peru		90	GIL SIERRA Victor	21 MAY 1956
		91	VENTURA Francisco	01 MAR 1951
PUR - Puerto Rico		93	SEGUINOT Jose Juan	12 MAR 1972
USA - United States of America		98	CAPLAN Stuart	27 AUG 1949
		99	SCOTT Andre	14 JUN 1965
VEN - Venezuela		109	GOMEZ Edson	19 SEP 1970
		110	QUIJADA Roberto	03 MAY 1986
		111	REINA Walter	10 FEB 1973
		108	ROJAS Jiovanny	10 FEB 1973
		113	SANDOVAL Gustavo	10 NOV 1973
		112	SANDOVAL Noel	11 DEC 1975
	107	TIRADO Jesus	10 JAN 1989	



Results

Resultados / Resultados

Round of 64	NPC Code	Round of 32	Round of 16	Quarterfinal	Semifinal	Final
RODRIGUEZ Daniel	ARG	RODRIGUEZ D				
Bye		(RODRIGUEZ D			
SÁLES Francisco	BRA	CORONADO L	3-1 (11:9 11:8 7:11 11:9)			
CORONADO León	MEX	3-0 (11:5 11:3 11:1)		RODRIGUEZ D		
REINA Walter	VEN	REINA W	3-1 (15:13 8:11 11:6 11:6)	3-0 (11:7 11:7 11:9)		
SEGUINOT Jose Juan	PUR	CAPLAN S	3-0 (11:1 11:4 11:8)			
CAPLAN Stuart	USA	3-2 (5:11 11:5 11:9 9:11 11:7)				
ANK Alexandre	BRA	GOMEZ E			RODRIGUEZ D	
GOMEZ Edson	VEN	(GOMEZ E	3-1 (7:11 11:4 11:3 11:5)		
Bye		BRÚLÉ G	3-0 (11:3 11:7 11:3)			
MARIÑO Leonardo	ARG	3-1 (9:11 11:7 15:13 11:2)		KNAF W		
BRÛLE Gerald	CAN	PERDIGUERO R	3-0 (11:5 11:6 11:5)	3-1 (11:9 5:11 11:7 11:7)		
GIL SIERRA Victor	PER	3-0 (11:5 11:6 11:5)				
PERDIGUERO Ricardo	ARG	KNAF W	3-2 (11:8 6:11 12:14 11:8 11:4)			
Bye		(
KNAF Walder	BRA	FERREYRA L			RODRIGUEZ D	
FERREYRA Luis	ARG	(FERREYRA L	3-2 (6:11 11:8 10:12 11:9 11:5)		
Bye		SÁNCHEZ J	3-1 (11:9 11:9 7:11 11:6)			
SÁNCHEZ Jesús	MEX	3-0 (11:9 11:8 12:10)		FERREYRA L		
DIAZ Alfonso	CHI	LOPEZ A	3-0 (11:6 11:8 11:7)	3-2 (3:11 12:10 13:11 2:11 11:5)		
LOPEZ Ariel	ARG	3-0 (11:6 11:8 11:7)				
CRISTANCHO Rafael	COL	DA SILVA LA	3-0 (11:2 11:3 11:9)			
Bye		(
DA SILVA LA	BRA	ESPÍNDOLA I		RODRIGUEZ G		
ESPÍNDOLA Iranildo	BRA	(SANDOVAL G	3-2 (11:8 12:14 7:11 13:11 11:7)		
Bye		SANDOVAL G	3-1 (11:9 11:7 5:11 16:14)			
SANDOVAL Gustavo	VEN	3-2 (4:11 11:8 11:7 5:11 11:5)		RODRIGUEZ G		
MASLUP Carlos	ARG	SILVA J	3-2 (3:11 11:8 11:6 5:11 11:5)	3-0 (11:6 11:3 11:3)		
TRUJILLO YERO Isbel	CUB	3-0 (11:0 11:9 11:6)				
SILVA Jocerlei	BRA	RODRIGUEZ G				
Bye		(
RODRIGUEZ Geovanni	CRC	COPOLA G				
COPOLA Gabriel	ARG	(COPOLA G	3-0 (11:7 11:8 11:6)		
Bye		FERNÁNDEZ Y	3-1 (2:11 11:8 13:11 11:5)	DE OLIVEIRA EL		
TORRES Carlos	CHI	3-0 (11:3 11:8 11:9)		3-2 (17:15 12:10 5:11 11:13 11:9)		
FERNÁNDEZ Yunier	CUB	SÁNCHEZ E	3-1 (11:6 10:12 11:7 11:4)			
SÁNCHEZ Eduardo	MEX	3-0 (11:6 10:12 11:7 11:4)				
TIRADO Jesus	VEN	(
Bye		DE OLIVEIRA EL				
DE OLIVEIRA EL	BRA	QUIJADA R				
QUIJADA Roberto	VEN	(QUIJADA R	3-0 (11:8 11:4 11:9)		
Bye		BUTLER B	3-0 (11:2 11:5 11:8)			
BUTLER Barry	CAN	3-0 (11:5 11:4 11:5)		QUIJADA R		
VENTURA Francisco	PER	GUZMAN E	3-1 (11:7 14:16 11:8 11:8)	3-1 (7:11 11:6 11:7 11:8)		
DUARTE Carlos	ARG	3-0 (11:5 11:4 11:5)				
GUZMAN Esteban	COL	SEGATTO C	3-0 (11:5 11:4 11:5)			
Bye		(
SEGATTO Claudiomiro	BRA	SCOTT A				
SCOTT Andre	USA	(SCOTT A	3-1 (10:12 11:6 11:7 11:9)		
Bye		BRANDOLI V	3-1 (8:11 11:7 11:8 11:4)			
ROJAS Jiovanny	VEN	3-0 (11:7 11:4 11:4)		SCOTT A		
BRANDOLI Vitaliano	ARG	SALGUEIRO J	3-0 (11:7 11:9 11:2)	3-0 (11:9 11:5 11:4)		
HAYLAN Daniel	ARG	3-0 (11:7 11:9 11:2)				
SALGUEIRO Jesus	MEX	ALVES R	3-0 (11:8 11:4 11:9)			
Bye		(
ALVES Roberto	BRA	ACOSTA G		SCOTT A		
ACOSTA Gonzalo	ARG	(KOVALSKI H	3-0 (11:6 11:8 11:8)		
Bye		KOVALSKI H	3-2 (4:11 11:6 9:11 11:7 11:7)			
PICADO CARVAJAL	CRC	3-2 (9:11 4:11 11:3 11:8 11:4)		FREITAS I		
KOVALSKI Hemerson	BRA	SANDOVAL N	3-0 (11:8 11:4 11:7)	3-0 (11:8 11:3 11:9)		
SANDOVAL Noel	VEN	3-0 (11:8 11:4 11:7)				
VEGA Erasmo	MEX	FREITAS I	3-0 (11:3 11:3 11:5)			
Bye		(
FREITAS Ivanildo	BRA					

GOLD

QUIJADA R

3-1(12:10 11:7 4:11 11:8)

SILVER

RODRIGUEZ D

BRONZE

RODRIGUEZ G

3-0 (11:6 12:10 11:5)



Match Results

Resultados del partido / Resultados da partida

SANDOVAL Noel (VEN) 3-0 VEGA Erasmo (MEX)

Game Summary		Match	Game 1	Game 2	Game 3	Game 4	Game 5
SANDOVAL Noel	VEN	3	11	11	11		
VEGA Erasmo	MEX	0	8	4	7		
Duration							

Match No.: MOC1-517 Table: 10

Umpires: KONG Lai-Chu (CAN)

FERRER Maria J. (BRA)



Match Results

Resultados del partido / Resultados da partida

KOVALSKI Hemerson (BRA) 3-2 PICADO CARVAJAL Olman (CRC)

Game Summary		Match	Game 1	Game 2	Game 3	Game 4	Game 5
KOVALSKI Hemerson	BRA	3	9	4	11	11	11
PICADO CARVAJAL Olman	CRC	2	11	11	3	8	4
Duration							

Match No.: MOC1-516 Table: 9

Umpires: VIGEANT Denis (CAN)

KESLER Larry N. (USA)



Match Results

Resultados del partido / Resultados da partida

SALGUEIRO Jesus (MEX) 3-0 HAYLAN Daniel (ARG)

Game Summary		Match	Game 1	Game 2	Game 3	Game 4	Game 5
SALGUEIRO Jesus	MEX	3	11	11	11		
HAYLAN Daniel	ARG	0	7	9	2		
Duration							

Match No.: MOC1-515 Table: 8

Umpires: MOLEDA PINO Jorge (URU)

TORRES la ROSA Angel (CUB)



Match Results

Resultados del partido / Resultados da partida

BRANDOLI Vitaliano (ARG) 3-0 ROJAS Jiovanny (VEN)

Game Summary		Match	Game 1	Game 2	Game 3	Game 4	Game 5
BRANDOLI Vitaliano	ARG	3	11	11	11		
ROJAS Jiovanny	VEN	0	7	4	4		
Duration							

Match No.: MOC1-514 Table: 7

Umpires: FLECHA CHAPARRO Oscar (PAR) PUTTI Alcidino Jose (BRA)



Match Results

Resultados del partido / Resultados da partida

GUZMAN Esteban (COL) 3-1 DUARTE Carlos (ARG)

Game Summary		Match	Game 1	Game 2	Game 3	Game 4	Game 5
GUZMAN Esteban	COL	3	11	14	11	11	
DUARTE Carlos	ARG	1	7	16	8	8	
Duration							

Match No.: MOC1-513 Table: 6

Umpires: CAPPELLARI Alfeo Luis (BRA) SALVETTI Amarildo (BRA)



Match Results

Resultados del partido / Resultados da partida

BUTLER Barry (CAN) 3-0 VENTURA Francisco (PER)

Game Summary		Match	Game 1	Game 2	Game 3	Game 4	Game 5
BUTLER Barry	CAN	3	11	11	11		
VENTURA Francisco	PER	0	5	4	5		
Duration							

Match No.: MOC1-512 Table: 5

Umpires: TICACALA Victor Hugo (ARG) ANDRADE AVILA Pablo (CHI)



Match Results

Resultados del partido / Resultados da partida

SÁNCHEZ Eduardo (MEX) 3-0 TIRADO Jesus (VEN)

Game Summary		Match	Game 1	Game 2	Game 3	Game 4	Game 5
SÁNCHEZ Eduardo	MEX	3	11	11	11		
TIRADO Jesus	VEN	0	3	8	9		
Duration							

Match No.: MOC1-511 Table: 4

Umpires: BOZZANO Vinicius (BRA)

MUALEM Fernando (BRA)



Match Results

Resultados del partido / Resultados da partida

FERNÁNDEZ Yunier (CUB) 3-1 TORRES Carlos (CHI)

Game Summary		Match	Game 1	Game 2	Game 3	Game 4	Game 5
FERNÁNDEZ Yunier	CUB	3	2	11	13	11	
TORRES Carlos	CHI	1	11	8	11	5	
Duration							

Match No.: MOC1-510 Table: 10

Umpires: ULUMAR Jorge (BRA)

SCHINDLER Jovino (BRA)



Match Results

Resultados del partido / Resultados da partida

SILVA Jocerlei (BRA) 3-2 TRUJILLO YERO Isbel (CUB)

Game Summary		Match	Game 1	Game 2	Game 3	Game 4	Game 5
SILVA Jocerlei	BRA	3	3	11	11	5	11
TRUJILLO YERO Isbel	CUB	2	11	8	6	11	5
Duration							

Match No.: MOC1-59 Table: 9

Umpires: BETTINOTTI Alfredo (ARG)

FERNANDEZ Mauricio (CHI)



Match Results

Resultados del partido / Resultados da partida

SANDOVAL Gustavo (VEN) 3-2 MASLUP Carlos (ARG)

Game Summary		Match	Game 1	Game 2	Game 3	Game 4	Game 5
SANDOVAL Gustavo	VEN	3	4	11	11	5	11
MASLUP Carlos	ARG	2	11	8	7	11	5
Duration							

Match No.: MOC1-58 Table: 8

Umpires: VIGEANT Denis (CAN)

KESLER Larry N. (USA)



Match Results

Resultados del partido / Resultados da partida

LOPEZ Ariel (ARG) 3-0 CRISTANCHO Rafael (COL)

Game Summary		Match	Game 1	Game 2	Game 3	Game 4	Game 5
LOPEZ Ariel	ARG	3	11	11	11		
CRISTANCHO Rafael	COL	0	6	8	7		
Duration							

Match No.: MOC1-57 Table: 7

Umpires: BOZZANO Vinicius (BRA)

MUALEM Fernando (BRA)



Match Results

Resultados del partido / Resultados da partida

SÁNCHEZ Jesús (MEX) 3-0 DIAZ Alfonso (CHI)

Game Summary		Match	Game 1	Game 2	Game 3	Game 4	Game 5
SÁNCHEZ Jesús	MEX	3	11	11	12		
DIAZ Alfonso	CHI	0	9	8	10		
Duration							

Match No.: MOC1-56 Table: 6

Umpires: MUSTAFA Erbas (CAN)

BORGES Fernando (BRA)



Match Results

Resultados del partido / Resultados da partida

PERDIGUERO Ricardo (ARG) 3-0 GIL SIERRA Victor (PER)

Game Summary		Match	Game 1	Game 2	Game 3	Game 4	Game 5
PERDIGUERO Ricardo	ARG	3	11	11	11		
GIL SIERRA Victor	PER	0	5	6	5		
Duration							

Match No.: MOC1-55 Table: 10

Umpires: BOZZANO Vinicius (BRA)

MUALEM Fernando (BRA)



Match Results

Resultados del partido / Resultados da partida

BRÛLÉ Gerald (CAN) 3-1 MARIÑO Leonardo (ARG)

Game Summary		Match	Game 1	Game 2	Game 3	Game 4	Game 5
BRÛLÉ Gerald	CAN	3	9	11	15	11	
MARIÑO Leonardo	ARG	1	11	7	13	2	
Duration							

Match No.: MOC1-54 Table: 9

Umpires: ULUMAR Jorge (BRA)

SCHINDLER Jovino (BRA)



Match Results

Resultados del partido / Resultados da partida

CAPLAN Stuart (USA) 3-2 ANK Alexandre (BRA)

Game Summary		Match	Game 1	Game 2	Game 3	Game 4	Game 5
CAPLAN Stuart	USA	3	5	11	11	9	11
ANK Alexandre	BRA	2	11	5	9	11	7
Duration							

Match No.: MOC1-53 Table: 8

Umpires: ATILIO BRIZUELA Hernan (ARG) PETAUTSCHNING Erich F. (CHI)



Match Results

Resultados del partido / Resultados da partida

REINA Walter (VEN) 3-1 SEGUINOT Jose Juan (PUR)

Game Summary		Match	Game 1	Game 2	Game 3	Game 4	Game 5
REINA Walter	VEN	3	15	8	11	11	
SEGUINOT Jose Juan	PUR	1	13	11	6	6	
Duration							

Match No.: MOC1-52 Table: 7

Umpires: MUSTAFA Erbas (CAN)

BORGES Fernando (BRA)



Match Results

Resultados del partido / Resultados da partida

CORONADO León (MEX) 3-0 SALES Francisco (BRA)

Game Summary		Match	Game 1	Game 2	Game 3	Game 4	Game 5
CORONADO León	MEX	3	11	11	11		
SALES Francisco	BRA	0	5	3	1		
Duration							

Match No.: MOC1-51 Table: 6

Umpires: VIGEANT Denis (CAN)

KESLER Larry N. (USA)



Match Results

Resultados del partido / Resultados da partida

FREITAS Ivanildo (BRA) 3-0 SANDOVAL Noel (VEN)

Game Summary		Match	Game 1	Game 2	Game 3	Game 4	Game 5
FREITAS Ivanildo	BRA	3	11	11	11		
SANDOVAL Noel	VEN	0	3	3	5		
Duration							

Match No.: MOC1-533 Table: 10

Umpires: BETTINOTTI Alfredo (ARG)

FERNANDEZ Mauricio (CHI)



Match Results

Resultados del partido / Resultados da partida

KOVALSKI Hemerson (BRA) 3-2 ACOSTA Gonzalo (ARG)

Game Summary		Match	Game 1	Game 2	Game 3	Game 4	Game 5
KOVALSKI Hemerson	BRA	3	4	11	9	11	11
ACOSTA Gonzalo	ARG	2	11	6	11	7	7
Duration							

Match No.: MOC1-532 Table: 9

Umpires: MOLEDA PINO Jorge (URU)

TORRES la ROSA Angel (CUB)



Match Results

Resultados del partido / Resultados da partida

ALVES Roberto (BRA) 3-0 SALGUEIRO Jesus (MEX)

Game Summary		Match	Game 1	Game 2	Game 3	Game 4	Game 5
ALVES Roberto	BRA	3	11	11	11		
SALGUEIRO Jesus	MEX	0	8	4	9		
Duration							

Match No.: MOC1-531 Table: 8

Umpires: CHENG SHENG SHAW Tony (CAN) GUY Patrick (USA)



Match Results

Resultados del partido / Resultados da partida

SCOTT Andre (USA) 3-1 BRANDOLI Vitaliano (ARG)

Game Summary		Match	Game 1	Game 2	Game 3	Game 4	Game 5
SCOTT Andre	USA	3	8	11	11	11	
BRANDOLI Vitaliano	ARG	1	11	7	8	4	
Duration							

Match No.: MOC1-530 Table: 7

Umpires: KONG Lai-Chu (CAN)

FERRER Maria J. (BRA)



Match Results

Resultados del partido / Resultados da partida

SEGATTO Claudiomiro (BRA) 3-0 GUZMAN Esteban (COL)

Game Summary		Match	Game 1	Game 2	Game 3	Game 4	Game 5
SEGATTO Claudiomiro	BRA	3	11	11	11		
GUZMAN Esteban	COL	0	5	4	5		
Duration							

Match No.: MOC1-529 Table: 6

Umpires: VIGEANT Denis (CAN)

KESLER Larry N. (USA)



Match Results

Resultados del partido / Resultados da partida

QUIJADA Roberto (VEN) 3-0 BUTLER Barry (CAN)

Game Summary		Match	Game 1	Game 2	Game 3	Game 4	Game 5
QUIJADA Roberto	VEN	3	11	11	11		
BUTLER Barry	CAN	0	2	5	8		
Duration							

Match No.: MOC1-528 Table: 10

Umpires: FLECHA CHAPARRO Oscar (PAR) PUTTI Alcidino Jose (BRA)



Match Results

Resultados del partido / Resultados da partida

DE OLIVEIRA Ecildo Lopez (BRA) 3-1 SÁNCHEZ Eduardo (MEX)

Game Summary		Match	Game 1	Game 2	Game 3	Game 4	Game 5
DE OLIVEIRA Ecildo Lopez	BRA	3	11	10	11	11	
SÁNCHEZ Eduardo	MEX	1	6	12	7	4	
Duration							

Match No.: MOC1-527 Table: 9

Umpires: MOLEDA PINO Jorge (URU)

TORRES la ROSA Angel (CUB)



Match Results

Resultados del partido / Resultados da partida

COPOLA Gabriel (ARG) 3-0 FERNÁNDEZ Yunier (CUB)

Game Summary		Match	Game 1	Game 2	Game 3	Game 4	Game 5
COPOLA Gabriel	ARG	3	11	11	11		
FERNÁNDEZ Yunier	CUB	0	7	8	6		
Duration							

Match No.: MOC1-526 Table: 8

Umpires: BOZZANO Vinicius (BRA)

MUALEM Fernando (BRA)



Match Results

Resultados del partido / Resultados da partida

RODRIGUEZ Geovanni (CRC) 3-0 SILVA Jocerlei (BRA)

Game Summary		Match	Game 1	Game 2	Game 3	Game 4	Game 5
RODRIGUEZ Geovanni	CRC	3	11	11	11		
SILVA Jocerlei	BRA	0	0	9	6		
Duration							

Match No.: MOC1-525 Table: 7

Umpires: ATILIO BRIZUELA Hernan (ARG) PETAUTSCHNING Erich F. (CHI)



Match Results

Resultados del partido / Resultados da partida

SANDOVAL Gustavo (VEN) 3-1 ESPÍNDOLA Iranildo (BRA)

Game Summary		Match	Game 1	Game 2	Game 3	Game 4	Game 5
SANDOVAL Gustavo	VEN	3	11	11	5	16	
ESPÍNDOLA Iranildo	BRA	1	9	7	11	14	
Duration							

Match No.: MOC1-524 Table: 6

Umpires: TICACALA Victor Hugo (ARG) ANDRADE AVILA Pablo (CHI)



Match Results

Resultados del partido / Resultados da partida

DA SILVA Luiz Algacir (BRA) 3-0 LOPEZ Ariel (ARG)

Game Summary		Match	Game 1	Game 2	Game 3	Game 4	Game 5
DA SILVA Luiz Algacir	BRA	3	11	11	11		
LOPEZ Ariel	ARG	0	2	3	9		
Duration							

Match No.: MOC1-523 Table: 10

Umpires: TICACALA Victor Hugo (ARG) ANDRADE AVILA Pablo (CHI)



Match Results

Resultados del partido / Resultados da partida

FERREYRA Luis (ARG) 3-1 SÁNCHEZ Jesús (MEX)

Game Summary		Match	Game 1	Game 2	Game 3	Game 4	Game 5
FERREYRA Luis	ARG	3	11	11	7	11	
SÁNCHEZ Jesús	MEX	1	9	9	11	6	
Duration							

Match No.: MOC1-522 Table: 9

Umpires: MUSTAFA Erbas (CAN)

BORGES Fernando (BRA)



Match Results

Resultados del partido / Resultados da partida

KNAF Welder (BRA) 3-2 PERDIGUERO Ricardo (ARG)

Game Summary		Match	Game 1	Game 2	Game 3	Game 4	Game 5
KNAF Welder	BRA	3	11	6	12	11	11
PERDIGUERO Ricardo	ARG	2	8	11	14	8	4
Duration							

Match No.: MOC1-521 Table: 8

Umpires: BETTINOTTI Alfredo (ARG)

FERNANDEZ Mauricio (CHI)



Match Results

Resultados del partido / Resultados da partida

GOMEZ Edson (VEN) 3-0 BRÛLÉ Gerald (CAN)

Game Summary		Match	Game 1	Game 2	Game 3	Game 4	Game 5
GOMEZ Edson	VEN	3	11	11	11		
BRÛLÉ Gerald	CAN	0	3	7	3		
Duration							

Match No.: MOC1-520 Table: 7

Umpires: MOLEDA PINO Jorge (URU)

TORRES la ROSA Angel (CUB)



Match Results

Resultados del partido / Resultados da partida

CAPLAN Stuart (USA) 3-0 REINA Walter (VEN)

Game Summary		Match	Game 1	Game 2	Game 3	Game 4	Game 5
CAPLAN Stuart	USA	3	11	11	11		
REINA Walter	VEN	0	1	4	8		
Duration							

Match No.: MOC1-519 Table: 6

Umpires: DEMARIO Leonor (BRA)

GOMES Jaime (BRA)



Match Results

Resultados del partido / Resultados da partida

RODRIGUEZ Daniel (ARG) 3-1 CORONADO León (MEX)

Game Summary		Match	Game 1	Game 2	Game 3	Game 4	Game 5
RODRIGUEZ Daniel	ARG	3	11	11	7	11	
CORONADO León	MEX	1	9	8	11	9	
Duration							

Match No.: MOC1-518 Table: 10

Umpires: FLECHA CHAPARRO Oscar (PAR) PUTTI Alcidino Jose (BRA)



Match Results

Resultados del partido / Resultados da partida

FREITAS Ivanildo (BRA) 3-0 KOVALSKI Hemerson (BRA)

Game Summary		Match	Game 1	Game 2	Game 3	Game 4	Game 5
FREITAS Ivanildo	BRA	3	11	11	11		
KOVALSKI Hemerson	BRA	0	8	3	9		
Duration							

Match No.: MOC1-541 Table: 10

Umpires: DA SILVA Mariclea (BRA)

SOEIRO G. Ronald (BRA)



Match Results

Resultados del partido / Resultados da partida

SCOTT Andre (USA) 3-0 ALVES Roberto (BRA)

Game Summary		Match	Game 1	Game 2	Game 3	Game 4	Game 5
SCOTT Andre	USA	3	11	11	11		
ALVES Roberto	BRA	0	9	5	4		
Duration							

Match No.: MOC1-540 Table: 9

Umpires: TICACALA Victor Hugo (ARG) ANDRADE AVILA Pablo (CHI)



Match Results

Resultados del partido / Resultados da partida

QUIJADA Roberto (VEN) 3-1 SEGATTO Claudiomiro (BRA)

Game Summary		Match	Game 1	Game 2	Game 3	Game 4	Game 5
QUIJADA Roberto	VEN	3	7	11	11	11	
SEGATTO Claudiomiro	BRA	1	11	6	7	8	
Duration							

Match No.: MOC1-539 Table: 8

Umpires: BETTINOTTI Alfredo (ARG)

FERNANDEZ Mauricio (CHI)



Match Results

Resultados del partido / Resultados da partida

DE OLIVEIRA Ecildo Lopez (BRA) 3-2 COPOLA Gabriel (ARG)

Game Summary		Match	Game 1	Game 2	Game 3	Game 4	Game 5
DE OLIVEIRA Ecildo Lopez	BRA	3	17	12	5	11	11
COPOLA Gabriel	ARG	2	15	10	11	13	9
Duration							

Match No.: MOC1-538 Table: 7

Umpires: MOLEDA PINO Jorge (URU)

TORRES la ROSA Angel (CUB)



Match Results

Resultados del partido / Resultados da partida

RODRIGUEZ Geovanni (CRC) 3-0 SANDOVAL Gustavo (VEN)

Game Summary		Match	Game 1	Game 2	Game 3	Game 4	Game 5
RODRIGUEZ Geovanni	CRC	3	11	11	11		
SANDOVAL Gustavo	VEN	0	6	3	3		
Duration							

Match No.: MOC1-537 Table: 10

Umpires: KONG Lai-Chu (CAN)

FERRER Maria J. (BRA)



Match Results

Resultados del partido / Resultados da partida

FERREYRA Luis (ARG) 3-2 DA SILVA Luiz Algacir (BRA)

Game Summary		Match	Game 1	Game 2	Game 3	Game 4	Game 5
FERREYRA Luis	ARG	3	3	12	13	2	11
DA SILVA Luiz Algacir	BRA	2	11	10	11	11	5
Duration							

Match No.: MOC1-536 Table: 9

Umpires: CHENG SHENG SHAW Tony (CAN) GUY Patrick (USA)



Match Results

Resultados del partido / Resultados da partida

KNAF Welder (BRA) 3-1 GOMEZ Edson (VEN)

Game Summary		Match	Game 1	Game 2	Game 3	Game 4	Game 5
KNAF Welder	BRA	3	11	5	11	11	
GOMEZ Edson	VEN	1	9	11	7	7	
Duration							

Match No.: MOC1-535 Table: 8

Umpires: VIGEANT Denis (CAN)

KESLER Larry N. (USA)



Match Results

Resultados del partido / Resultados da partida

RODRIGUEZ Daniel (ARG) 3-0 CAPLAN Stuart (USA)

Game Summary		Match	Game 1	Game 2	Game 3	Game 4	Game 5
RODRIGUEZ Daniel	ARG	3	11	11	11		
CAPLAN Stuart	USA	0	7	7	9		
Duration							

Match No.: MOC1-534 Table: 7

Umpires: DA SILVA Mariclea (BRA)

SOEIRO G. Ronald (BRA)



Match Results

Resultados del partido / Resultados da partida

SCOTT Andre (USA) 3-0 FREITAS Ivanildo (BRA)

Game Summary		Match	Game 1	Game 2	Game 3	Game 4	Game 5
SCOTT Andre	USA	3	11	11	11		
FREITAS Ivanildo	BRA	0	6	8	8		
Duration							

Match No.: MOC1-545 Table: 10

Umpires: FLECHA CHAPARRO Oscar (PAR) KONG Lai-Chu (CAN)



Match Results

Resultados del partido / Resultados da partida

QUIJADA Roberto (VEN) 3-0 DE OLIVEIRA Ecildo Lopez (BRA)

Game Summary		Match	Game 1	Game 2	Game 3	Game 4	Game 5
QUIJADA Roberto	VEN	3	11	11	11		
DE OLIVEIRA Ecildo Lopez	BRA	0	8	4	9		
Duration							

Match No.: MOC1-544 Table: 9

Umpires: BOZZANO Vinicius (BRA)

MUALEM Fernando (BRA)



Match Results

Resultados del partido / Resultados da partida

RODRIGUEZ Geovanni (CRC) 3-2 FERREYRA Luis (ARG)

Game Summary		Match	Game 1	Game 2	Game 3	Game 4	Game 5
RODRIGUEZ Geovanni	CRC	3	11	12	7	13	11
FERREYRA Luis	ARG	2	8	14	11	11	7
Duration							

Match No.: MOC1-543 Table: 8

Umpires: MUSTAFA Erbas (CAN)

BORGES Fernando (BRA)



Match Results

Resultados del partido / Resultados da partida

RODRIGUEZ Daniel (ARG) 3-1 KNAF Welder (BRA)

Game Summary		Match	Game 1	Game 2	Game 3	Game 4	Game 5
RODRIGUEZ Daniel	ARG	3	7	11	11	11	
KNAF Welder	BRA	1	11	4	3	5	
Duration							

Match No.: MOC1-542 Table: 7

Umpires: VIGEANT Denis (CAN)

KESLER Larry N. (USA)



Match Results

Resultados del partido / Resultados da partida

QUIJADA Roberto (VEN) 3-1 SCOTT Andre (USA)

Game Summary		Match	Game 1	Game 2	Game 3	Game 4	Game 5
QUIJADA Roberto	VEN	3	10	11	11	11	
SCOTT Andre	USA	1	12	6	7	9	
Duration							

Match No.: MOC1-547 Table: 7

Umpires: BOZZANO Vinicius (BRA)

MUALEM Fernando (BRA)



Match Results

Resultados del partido / Resultados da partida

RODRIGUEZ Daniel (ARG) 3-2 RODRIGUEZ Geovanni (CRC)

Game Summary		Match	Game 1	Game 2	Game 3	Game 4	Game 5
RODRIGUEZ Daniel	ARG	3	6	11	10	11	11
RODRIGUEZ Geovanni	CRC	2	11	8	12	9	5
Duration							

Match No.: MOC1-546 Table: 6

Umpires: DA SILVA Mariclea (BRA)

SOEIRO G. Ronald (BRA)



Match Results

Resultados del partido / Resultados da partida

RODRIGUEZ Geovanni (CRC) 3-0 SCOTT Andre (USA)

Game Summary		Match	Game 1	Game 2	Game 3	Game 4	Game 5
RODRIGUEZ Geovanni	CRC	3	11	12	11		
SCOTT Andre	USA	0	6	10	5		
Duration							

Match No.: MOC1-548 Table: 7

Umpires: ULUMAR Jorge (BRA)

SCHINDLER Jovino (BRA)



Match Results

Resultados del partido / Resultados da partida

QUIJADA Roberto (VEN) 3-1 RODRIGUEZ Daniel (ARG)

Game Summary		Match	Game 1	Game 2	Game 3	Game 4	Game 5
QUIJADA Roberto	VEN	3	12	11	4	11	
RODRIGUEZ Daniel	ARG	1	10	7	11	8	
Duration							

Match No.: MOC1-549 Table: 6

Umpires: KONG Lai-Chu (CAN)

FERRER Maria J. (BRA)



Entry List by Event

Lista de Inscripciones por Evento / Lista de Inscrições por Evento

As of 12 AUG 2007

NPC	Seed	Bib No.	Name	Date of Birth
ARG - Argentina		15	FERRO Pablo	06 MAR 1980
BRA - Brazil		40	ALMEIDA Willian	30 JUL 1983
		41	CALDEIRA Alexandre	16 JAN 1975
		35	DI FRANCO MICHEL Carlo	10 MAY 1970
		36	LIMA Cristovan	17 DEC 1964
		34	MEDINA Luiz	04 JUN 1951
		42	MELLO Antônio	03 NOV 1985
		37	MELO Francisco	10 MAY 1981
		38	NASCIMENTO JÚNIOR João	06 AUG 1980
		39	PINHEIRO Edmilson	17 JUN 1977
CAN - Canada		48	KENT Ian	04 JUL 1961
		47	MOJTAHED Masoud	22 DEC 1966
		50	PELLETIER Martin	04 APR 1967
		49	POUDRIER Réal	03 NOV 1950
CHI - Chile		54	ARENAS Miguel Angel	27 OCT 1954
		57	CASAS del VALLE Gerardo M.	05 NOV 1949
		55	DETONI Cristian	08 OCT 1974
		56	MORALES Ruperto	10 DEC 1953
		53	SEPULVEDA J. C.	03 OCT 1978
COL - Colombia		62	VARGAS David	14 APR 1984
CRC - Costa Rica		65	ARGUELLO GARCIA Domingo	17 DEC 1972
		66	MONCADA ORDOÑEZ Gerardo	16 OCT 1953
CUB - Cuba		71	MANSO SALAZAR Erich	11 SEP 1982
ESA - El Salvador		72	MUÑOZ BENITEZ Melvin Jonathan	30 SEP 1981
HAI - Haiti		73	ST PIERRE Emmanuel	05 DEC 1981
MEX - Mexico		88	DOMÍNGUEZ René	12 JUN 1994
		86	FLORES Víctor M.	08 DEC 1956
		87	PULIDO Marco A.	24 APR 1969
		84	REYES Víctor	25 APR 1995
		89	VIVANCO José Luis	12 JUL 1958
PER - Peru		92	YAÑEZ AMPUERO Guillermo	18 JAN 1958
URU - Uruguay		95	DIEZ Claudio Horacio	30 SEP 1957



Entry List by Event

Lista de Inscripciones por Evento / Lista de Inscrições por Evento

As of 12 AUG 2007

NPC	Seed	Bib No.	Name	Date of Birth
URU - Uruguay		94	FACAL Daniel	03 FEB 1973
USA - United States of America		100	BASS Norman	21 JAN 1939
		103	LEIBOVITZ Tahl	01 JUN 1975
		101	LEVY Edward	15 FEB 1987
		102	LO Wayne	23 JAN 1956
		104	SEIDENFELD Mitchell	18 MAR 1983
VEN - Venezuela		116	ASCANIO Andres	27 JUN 1967
		115	FASANARO Carlos	29 MAR 1960
		114	MARTINEZ TAZ Alger	21 MAR 1984



Results

Resultados / Resultados

Round of 64	NPC Code	Round of 32	Round of 16	Quarterfinal	Semifinal	Final
LEIBOVITZ Tahl	USA	LEIBOVITZ T				
Bye		(
MANSO SALAZAR Erich	CUB	MANSO SALAZAR E	3-0 (11:7 11:3 11:3)			
MELO Francisco	BRA	MELLO A	3-2 (9:11 9:11 11:7 11:4 11:8)			
MELLO Antônio	BRA	(
Bye		MELLO A				
Bye		(
MOJTAMED Masoud	CAN	MOJTAMED M	3-0 (11:5 13:11 11:7)			
ASCANIO Andres	VEN	(
Bye		ASCANIO A				
Bye		(
MUÑOZ BENITEZ M	ESA	MUÑOZ BENITEZ M	3-1 (9:11 11:6 11:6 11:8)			
SEPULVEDA J. C.	CHI	(
MONCADA ORDOÑEZ	CRC	SEPULVEDA JC	3-1 (4:11 11:7 11:5 11:6)			
Bye		NASCIMENTO JÚN.	3-0 (11:6 11:5 11:4)			
NASCIMENTO JÚN.	BRA	(
BASS Norman	USA	BASS N				
Bye		(
MORALES Ruperto	CHI	MORALES R	3-1 (10:12 11:6 11:1 11:4)			
FACAL Daniel	URU	FLORES VM	3-0 (11:3 11:3 11:3 0:0)			
FLORES Victor M.	MEX	(
Bye		LIMA C	3-0 (11:6 11:5 11:6)			
Bye		(
LIMA Cristóvan	BRA	DI FRANCO M. C				
DI FRANCO M. C	BRA	(
Bye		DI FRANCO M. C	3-0 (11:6 11:5 11:7)			
Bye		(
VARGAS David	COL	VARGAS D	3-0 (11:6 11:5 11:7)			
DOMÍNGUEZ René	MEX	(
ST PIERRE Emmanuel	HAI	DOMÍNGUEZ R	3-0 (14:12 11:9 11:6)			
Bye		KENT I	3-0 (11:4 11:7 11:9)			
KENT Ian	CAN	(
PINHEIRO Edmilson	BRA	PINHEIRO E				
Bye		(
PULIDO Marco A.	MEX	PULIDO MA	3-0 (11:4 11:6 11:5)			
MARTINEZ TAZ Alger	VEN	3-1 (11:6 11:6 7:11 11:5)				
CASAS del VALLE GM	CHI	CASAS del VALLE GM	3-1 (11:8 11:8 10:12 11:4)			
Bye		(
Bye		PELLETIER M	3-1 (11:3 11:9 9:11 11:5)			
PELLETIER Martin	CAN	(
MEDINA Luiz	BRA	MEDINA L	3-0 (13:11 13:11 11:8)			
Bye		(
Bye		DETTONI C	3-0 (11:8 11:5 11:6)			
DETTONI Cristian	CHI	(
REYES Victor	MEX	REYES V	3-0 (11:9 11:9 11:5)			
YANEZ AMPUERO G	PER	3-0 (11:6 11:7 11:8)				
Bye		LO W	3-0 (11:4 11:2 11:9)			
LO Wayne	USA	(
VIVANCO José Luis	MEX	VIVANCO JL				
Bye		(
FASANARO Carlos	VEN	VIVANCO JL	3-2 (8:11 9:11 11:8 11:6 11:8)			
ALMEIDA William	BRA	3-1 (10:12 11:9 11:8 11:9)				
DIEZ Claudio Horacio	URU	ARGUELLO GARCIA	3-2 (11:6 7:11 11:6 9:11 13:11)			
ARGUELLO GARCIA	CRC	LEVY E	3-0 (11:4 11:3 11:9)			
Bye		(
LEVY Edward	USA	CALDEIRA A				
CALDEIRA Alexandre	BRA	(
Bye		CALDEIRA A	3-2 (12:10 8:11 11:7 10:12 11:8)			
Bye		(
FERRO Pablo	ARG	FERRO P	3-0 (11:3 11:5 11:8)			
POUDRIER Réal	CAN	(
POUDRIER R	CAN	CALDEIRA A	3-2 (7:11 8:11 11:7 11:5 11:3)			
ARENAS Miguel Angel	CHI	3-1 (11:9 11:7 10:12 11:1)				
Bye		SEIDENFELD M	3-0 (11:5 11:4 11:5)			
SEIDENFELD Mitchell	USA	(

GOLD

LEIBOVITZ T
3-0(11:5 11:9 11:4)

SILVER

PINHEIRO E

BRONZE

CALDEIRA A
3-2 (11:7 11:7 9:11 9:11 11:8)



Match Results

Resultados del partido / Resultados da partida

POUDRIER Réal (CAN) 3-1 ARENAS Miguel Angel (CHI)

Game Summary		Match	Game 1	Game 2	Game 3	Game 4	Game 5
POUDRIER Réal	CAN	3	11	11	10	11	
ARENAS Miguel Angel	CHI	1	9	7	12	1	
Duration							

Match No.: MOC6-1015 Table: 5

Umpires: MOLEDA PINO Jorge (URU)

TORRES la ROSA Angel (CUB)



Match Results

Resultados del partido / Resultados da partida

ARGUELLO GARCIA Domingo (CRC) 3-2 DIEZ Claudio Horacio (URU)

Game Summary		Match	Game 1	Game 2	Game 3	Game 4	Game 5
ARGUELLO GARCIA Domingo	CRC	3	11	7	11	9	13
DIEZ Claudio Horacio	URU	2	6	11	6	11	11
Duration							

Match No.: MOC6-1014 Table: 4

Umpires: FLECHA CHAPARRO Oscar (PAR) PUTTI Alcidino Jose (BRA)



Match Results

Resultados del partido / Resultados da partida

ALMEIDA Willian (BRA) 3-1 FASANARO Carlos (VEN)

Game Summary		Match	Game 1	Game 2	Game 3	Game 4	Game 5
ALMEIDA Willian	BRA	3	10	11	11	11	
FASANARO Carlos	VEN	1	12	9	8	9	
Duration							

Match No.: MOC6-1013 Table: 3

Umpires: TICACALA Victor Hugo (ARG) ANDRADE AVILA Pablo (CHI)



Match Results

Resultados del partido / Resultados da partida

REYES Víctor (MEX) 3-0 YAÑEZ AMPUERO Guillermo (PER)

Game Summary		Match	Game 1	Game 2	Game 3	Game 4	Game 5
REYES Víctor	MEX	3	11	11	11		
YAÑEZ AMPUERO Guillermo	PER	0	6	7	8		
Duration							

Match No.: MOC6-1012 Table: 2

Umpires: CAPPELLARI Alfeo Luis (BRA) SALVETTI Amarildo (BRA)



Match Results

Resultados del partido / Resultados da partida

PULIDO Marco A. (MEX) 3-1 MARTINEZ TAZ Alger (VEN)

Game Summary		Match	Game 1	Game 2	Game 3	Game 4	Game 5
PULIDO Marco A.	MEX	3	11	11	7	11	
MARTINEZ TAZ Alger	VEN	1	6	6	11	5	
Duration							

Match No.: MOC6-1011 Table: 1

Umpires: ATILIO BRIZUELA Hernan (ARG) PETAUTSCHNING Erich F. (CHI)



Match Results

Resultados del partido / Resultados da partida

DOMÍNGUEZ René (MEX) 3-0 ST PIERRE Emmanuel (HAI)

Game Summary		Match	Game 1	Game 2	Game 3	Game 4	Game 5
DOMÍNGUEZ René	MEX	3	14	11	11		
ST PIERRE Emmanuel	HAI	0	12	9	6		
Duration							

Match No.: MOC6-1010 Table: 5

Umpires: BETTINOTTI Alfredo (ARG)

FERNANDEZ Mauricio (CHI)



Match Results

Resultados del partido / Resultados da partida

MORALES Ruperto (CHI) 3-0 FACAL Daniel (URU)

Game Summary		Match	Game 1	Game 2	Game 3	Game 4	Game 5
MORALES Ruperto	CHI	3	11	11	11	0	
FACAL Daniel	URU	0	3	3	3	0	
Duration							

Match No.: MOC6-109 Table: 4

Umpires: MOLEDA PINO Jorge (URU)

TORRES la ROSA Angel (CUB)



Match Results

Resultados del partido / Resultados da partida

SEPULVEDA J. C. (CHI) 3-1 MONCADA ORDOÑEZ Gerardo (CRC)

Game Summary		Match	Game 1	Game 2	Game 3	Game 4	Game 5
SEPULVEDA J. C.	CHI	3	4	11	11	11	
MONCADA ORDOÑEZ Gerardo	CRC	1	11	7	5	6	
Duration							

Match No.: MOC6-108 Table: 3

Umpires: CAPPELLARI Alfeo Luis (BRA) SALVETTI Amarildo (BRA)



Match Results

Resultados del partido / Resultados da partida

MANSO SALAZAR Erich (CUB) 3-2 MELO Francisco (BRA)

Game Summary		Match	Game 1	Game 2	Game 3	Game 4	Game 5
MANSO SALAZAR Erich	CUB	3	9	9	11	11	11
MELO Francisco	BRA	2	11	11	7	4	8
Duration							

Match No.: MOC6-107 Table: 1

Umpires: TICACALA Victor Hugo (ARG)

ANDRADE AVILA Pablo (CHI)



Match Results

Resultados del partido / Resultados da partida

SEIDENFELD Mitchell (USA) 3-0 POUDRIER Réal (CAN)

Game Summary		Match	Game 1	Game 2	Game 3	Game 4	Game 5
SEIDENFELD Mitchell	USA	3	11	11	11		
POUDRIER Réal	CAN	0	5	4	5		
Duration							

Match No.: MOC6-1031 Table: 3

Umpires: DEMARIO Leonor (BRA)

GOMES Jaime (BRA)



Match Results

Resultados del partido / Resultados da partida

CALDEIRA Alexandre (BRA) 3-0 FERRO Pablo (ARG)

Game Summary		Match	Game 1	Game 2	Game 3	Game 4	Game 5
CALDEIRA Alexandre	BRA	3	11	11	11		
FERRO Pablo	ARG	0	3	5	8		
Duration							

Match No.: MOC6-1030 Table: 2

Umpires: CHENG SHENG SHAW Tony (CAN) GUY Patrick (USA)



Match Results

Resultados del partido / Resultados da partida

LEVY Edward (USA) 3-0 ARGUELLO GARCIA Domingo (CRC)

Game Summary		Match	Game 1	Game 2	Game 3	Game 4	Game 5
LEVY Edward	USA	3	11	11	11		
ARGUELLO GARCIA Domingo	CRC	0	4	3	9		
Duration							

Match No.: MOC6-1029 Table: 1

Umpires: CAPPELLARI Alfeo Luis (BRA) SALVETTI Amarildo (BRA)



Match Results

Resultados del partido / Resultados da partida

VIVANCO José Luis (MEX) 3-2 ALMEIDA Willian (BRA)

Game Summary		Match	Game 1	Game 2	Game 3	Game 4	Game 5
VIVANCO José Luis	MEX	3	8	9	11	11	11
ALMEIDA Willian	BRA	2	11	11	8	6	8
Duration							

Match No.: MOC6-1028 Table: 5

Umpires: ATILIO BRIZUELA Hernan (ARG) PETAUTSCHNING Erich F. (CHI)



Match Results

Resultados del partido / Resultados da partida

LO Wayne (USA) 3-0 REYES Víctor (MEX)

Game Summary		Match	Game 1	Game 2	Game 3	Game 4	Game 5
LO Wayne	USA	3	11	11	11		
REYES Víctor	MEX	0	4	2	9		
Duration							

Match No.: MOC6-1027 Table: 4

Umpires: CAPPELLARI Alfeo Luis (BRA) SALVETTI Amarildo (BRA)



Match Results

Resultados del partido / Resultados da partida

DETTONI Cristian (CHI) 3-0 MEDINA Luiz (BRA)

Game Summary		Match	Game 1	Game 2	Game 3	Game 4	Game 5
DETTONI Cristian	CHI	3	11	11	11		
MEDINA Luiz	BRA	0	8	5	6		
Duration							

Match No.: MOC6-1026 Table: 3

Umpires: VIGEANT Denis (CAN)

KESLER Larry N. (USA)



Match Results

Resultados del partido / Resultados da partida

PELLETIER Martin (CAN) 3-1 CASAS del VALLE Gerardo M. (CHI)

Game Summary		Match	Game 1	Game 2	Game 3	Game 4	Game 5
PELLETIER Martin	CAN	3	11	11	9	11	
CASAS del VALLE Gerardo M.	CHI	1	3	9	11	5	
Duration							

Match No.: MOC6-1025 Table: 2

Umpires: BOZZANO Vinicius (BRA)

MUALEM Fernando (BRA)



Match Results

Resultados del partido / Resultados da partida

PINHEIRO Edmilson (BRA) 3-0 PULIDO Marco A. (MEX)

Game Summary		Match	Game 1	Game 2	Game 3	Game 4	Game 5
PINHEIRO Edmilson	BRA	3	11	11	11		
PULIDO Marco A.	MEX	0	4	6	5		
Duration							

Match No.: MOC6-1024 Table: 1

Umpires: CHENG SHENG SHAW Tony (CAN) GUY Patrick (USA)



Match Results

Resultados del partido / Resultados da partida

KENT Ian (CAN) 3-0 DOMÍNGUEZ René (MEX)

Game Summary		Match	Game 1	Game 2	Game 3	Game 4	Game 5
KENT Ian	CAN	3	11	11	11		
DOMÍNGUEZ René	MEX	0	4	7	9		
Duration							

Match No.: MOC6-1023 Table: 5

Umpires: CAPPELLARI Alfeo Luis (BRA) SALVETTI Amarildo (BRA)



Match Results

Resultados del partido / Resultados da partida

DI FRANCO MICHEL Carlo (BRA) 3-0 VARGAS David (COL)

Game Summary		Match	Game 1	Game 2	Game 3	Game 4	Game 5
DI FRANCO MICHEL Carlo	BRA	3	11	11	11		
VARGAS David	COL	0	6	5	7		
Duration							

Match No.: MOC6-1022 Table: 4

Umpires: ATILIO BRIZUELA Hernan (ARG) PETAUTSCHNING Erich F. (CHI)



Match Results

Resultados del partido / Resultados da partida

LIMA Cristovan (BRA) 3-0 FLORES Víctor M. (MEX)

Game Summary		Match	Game 1	Game 2	Game 3	Game 4	Game 5
LIMA Cristovan	BRA	3	11	11	11		
FLORES Víctor M.	MEX	0	6	5	6		
Duration							

Match No.: MOC6-1021 Table: 3

Umpires: VIGEANT Denis (CAN)

KESLER Larry N. (USA)



Match Results

Resultados del partido / Resultados da partida

BASS Norman (USA) 3-1 MORALES Ruperto (CHI)

Game Summary		Match	Game 1	Game 2	Game 3	Game 4	Game 5
BASS Norman	USA	3	10	11	11	11	
MORALES Ruperto	CHI	1	12	6	1	4	
Duration							

Match No.: MOC6-1020 Table: 2

Umpires: BOZZANO Vinicius (BRA)

MUALEM Fernando (BRA)



Match Results

Resultados del partido / Resultados da partida

NASCIMENTO JÚNIOR João (BRA) 3-0 SEPULVEDA J. C. (CHI)

Game Summary		Match	Game 1	Game 2	Game 3	Game 4	Game 5
NASCIMENTO JÚNIOR João	BRA	3	11	11	11		
SEPULVEDA J. C.	CHI	0	6	5	4		
Duration							

Match No.: MOC6-1019 Table: 1

Umpires: CHENG SHENG SHAW Tony (CAN) GUY Patrick (USA)



Match Results

Resultados del partido / Resultados da partida

MUÑOZ BENITEZ Melvin J. (ESA) 3-1 ASCANIO Andres (VEN)

Game Summary		Match	Game 1	Game 2	Game 3	Game 4	Game 5
MUÑOZ BENITEZ Melvin J.	ESA	3	9	11	11	11	
ASCANIO Andres	VEN	1	11	6	6	8	
Duration							

Match No.: MOC6-1018 Table: 3

Umpires: MUSTAFA Erbas (CAN)

BORGES Fernando (BRA)



Match Results

Resultados del partido / Resultados da partida

MELLO Antônio (BRA) 3-0 MOJTAHED Masoud (CAN)

Game Summary		Match	Game 1	Game 2	Game 3	Game 4	Game 5
MELLO Antônio	BRA	3	11	13	11		
MOJTAHED Masoud	CAN	0	5	11	7		
Duration							

Match No.: MOC6-1017 Table: 2

Umpires: ATILIO BRIZUELA Hernan (ARG) PETAUTSCHNING Erich F. (CHI)



Match Results

Resultados del partido / Resultados da partida

LEIBOVITZ Tahl (USA) 3-0 MANSO SALAZAR Erich (CUB)

Game Summary		Match	Game 1	Game 2	Game 3	Game 4	Game 5
LEIBOVITZ Tahl	USA	3	11	11	11		
MANSO SALAZAR Erich	CUB	0	7	3	3		
Duration							

Match No.: MOC6-1016 Table: 1

Umpires: DA SILVA Mariclea (BRA)

SOEIRO G. Ronald (BRA)



Match Results

Resultados del partido / Resultados da partida

CALDEIRA Alexandre (BRA) 3-2 SEIDENFELD Mitchell (USA)

Game Summary		Match	Game 1	Game 2	Game 3	Game 4	Game 5
CALDEIRA Alexandre	BRA	3	7	8	11	11	11
SEIDENFELD Mitchell	USA	2	11	11	7	5	3
Duration							

Match No.: MOC6-1039 Table: 2

Umpires: TICACALA Victor Hugo (ARG) ANDRADE AVILA Pablo (CHI)



Match Results

Resultados del partido / Resultados da partida

VIVANCO José Luis (MEX) 3-0 LEVY Edward (USA)

Game Summary		Match	Game 1	Game 2	Game 3	Game 4	Game 5
VIVANCO José Luis	MEX	3	11	11	11		
LEVY Edward	USA	0	4	7	8		
Duration							

Match No.: MOC6-1038 Table: 1

Umpires: DEMARIO Leonor (BRA)

GOMES Jaime (BRA)



Match Results

Resultados del partido / Resultados da partida

LO Wayne (USA) 3-0 DETTONI Cristian (CHI)

Game Summary		Match	Game 1	Game 2	Game 3	Game 4	Game 5
LO Wayne	USA	3	11	11	11		
DETTONI Cristian	CHI	0	9	9	5		
Duration							

Match No.: MOC6-1037 Table: 5

Umpires: DEMARIO Leonor (BRA)

GOMES Jaime (BRA)



Match Results

Resultados del partido / Resultados da partida

PINHEIRO Edmilson (BRA) 3-1 PELLETIER Martin (CAN)

Game Summary		Match	Game 1	Game 2	Game 3	Game 4	Game 5
PINHEIRO Edmilson	BRA	3	11	11	10	11	
PELLETIER Martin	CAN	1	8	8	12	4	
Duration							

Match No.: MOC6-1036 Table: 4

Umpires: ATILIO BRIZUELA Hernan (ARG) PETAUTSCHNING Erich F. (CHI)



Match Results

Resultados del partido / Resultados da partida

KENT Ian (CAN) 3-0 DI FRANCO MICHEL Carlo (BRA)

Game Summary		Match	Game 1	Game 2	Game 3	Game 4	Game 5
KENT Ian	CAN	3	11	11	11		
DI FRANCO MICHEL Carlo	BRA	0	7	7	4		
Duration							

Match No.: MOC6-1035 Table: 3

Umpires: TICACALA Victor Hugo (ARG) ANDRADE AVILA Pablo (CHI)



Match Results

Resultados del partido / Resultados da partida

BASS Norman (USA) 3-0 LIMA Cristovan (BRA)

Game Summary		Match	Game 1	Game 2	Game 3	Game 4	Game 5
BASS Norman	USA	3	11	11	11		
LIMA Cristovan	BRA	0	3	7	3		
Duration							

Match No.: MOC6-1034 Table: 2

Umpires: MUSTAFA Erbas (CAN)

FLECHA CHAPARRO Oscar (PAR)



Match Results

Resultados del partido / Resultados da partida

NASCIMENTO JÚNIOR João (BRA) 3-0 MUÑOZ BENITEZ Melvin J. (ESA)

Game Summary		Match	Game 1	Game 2	Game 3	Game 4	Game 5
NASCIMENTO JÚNIOR João	BRA	3	11	11	11		
MUÑOZ BENITEZ Melvin J.	ESA	0	8	8	5		
Duration							

Match No.: MOC6-1033 Table: 1

Umpires: DA SILVA Mariclea (BRA)

SOEIRO G. Ronald (BRA)



Match Results

Resultados del partido / Resultados da partida

RODRIGUEZ Daniel (ARG) 3-0 CAPLAN Stuart (USA)

Game Summary		Match	Game 1	Game 2	Game 3	Game 4	Game 5
RODRIGUEZ Daniel	ARG	3	11	11	11		
CAPLAN Stuart	USA	0	7	7	9		
Duration							

Match No.: MOC1-534 Table: 7

Umpires: DA SILVA Mariclea (BRA)

SOEIRO G. Ronald (BRA)



Match Results

Resultados del partido / Resultados da partida

SCOTT Andre (USA) 3-0 FREITAS Ivanildo (BRA)

Game Summary		Match	Game 1	Game 2	Game 3	Game 4	Game 5
SCOTT Andre	USA	3	11	11	11		
FREITAS Ivanildo	BRA	0	6	8	8		
Duration							

Match No.: MOC1-545 Table: 10

Umpires: FLECHA CHAPARRO Oscar (PAR) KONG Lai-Chu (CAN)



Match Results

Resultados del partido / Resultados da partida

QUIJADA Roberto (VEN) 3-0 DE OLIVEIRA Ecildo Lopez (BRA)

Game Summary		Match	Game 1	Game 2	Game 3	Game 4	Game 5
QUIJADA Roberto	VEN	3	11	11	11		
DE OLIVEIRA Ecildo Lopez	BRA	0	8	4	9		
Duration							

Match No.: MOC1-544 Table: 9

Umpires: BOZZANO Vinicius (BRA)

MUALEM Fernando (BRA)



Match Results

Resultados del partido / Resultados da partida

RODRIGUEZ Geovanni (CRC) 3-2 FERREYRA Luis (ARG)

Game Summary		Match	Game 1	Game 2	Game 3	Game 4	Game 5
RODRIGUEZ Geovanni	CRC	3	11	12	7	13	11
FERREYRA Luis	ARG	2	8	14	11	11	7
Duration							

Match No.: MOC1-543 Table: 8

Umpires: MUSTAFA Erbas (CAN)

BORGES Fernando (BRA)



Match Results

Resultados del partido / Resultados da partida

RODRIGUEZ Daniel (ARG) 3-1 KNAF Welder (BRA)

Game Summary		Match	Game 1	Game 2	Game 3	Game 4	Game 5
RODRIGUEZ Daniel	ARG	3	7	11	11	11	
KNAF Welder	BRA	1	11	4	3	5	
Duration							

Match No.: MOC1-542 Table: 7

Umpires: VIGEANT Denis (CAN)

KESLER Larry N. (USA)



Match Results

Resultados del partido / Resultados da partida

QUIJADA Roberto (VEN) 3-1 SCOTT Andre (USA)

Game Summary		Match	Game 1	Game 2	Game 3	Game 4	Game 5
QUIJADA Roberto	VEN	3	10	11	11	11	
SCOTT Andre	USA	1	12	6	7	9	
Duration							

Match No.: MOC1-547 Table: 7

Umpires: BOZZANO Vinicius (BRA)

MUALEM Fernando (BRA)



Match Results

Resultados del partido / Resultados da partida

RODRIGUEZ Daniel (ARG) 3-2 RODRIGUEZ Geovanni (CRC)

Game Summary		Match	Game 1	Game 2	Game 3	Game 4	Game 5
RODRIGUEZ Daniel	ARG	3	6	11	10	11	11
RODRIGUEZ Geovanni	CRC	2	11	8	12	9	5
Duration							

Match No.: MOC1-546 Table: 6

Umpires: DA SILVA Mariclea (BRA)

SOEIRO G. Ronald (BRA)



Match Results

Resultados del partido / Resultados da partida

RODRIGUEZ Geovanni (CRC) 3-0 SCOTT Andre (USA)

Game Summary		Match	Game 1	Game 2	Game 3	Game 4	Game 5
RODRIGUEZ Geovanni	CRC	3	11	12	11		
SCOTT Andre	USA	0	6	10	5		
Duration							

Match No.: MOC1-548 Table: 7

Umpires: ULUMAR Jorge (BRA)

SCHINDLER Jovino (BRA)



Match Results

Resultados del partido / Resultados da partida

QUIJADA Roberto (VEN) 3-1 RODRIGUEZ Daniel (ARG)

Game Summary		Match	Game 1	Game 2	Game 3	Game 4	Game 5
QUIJADA Roberto	VEN	3	12	11	4	11	
RODRIGUEZ Daniel	ARG	1	10	7	11	8	
Duration							

Match No.: MOC1-549 Table: 6

Umpires: KONG Lai-Chu (CAN)

FERRER Maria J. (BRA)



Entry List by Event

Lista de Inscripciones por Evento / Lista de Inscrições por Evento

As of 12 AUG 2007

NPC	Seed	Bib No.	Name	Date of Birth
ARG - Argentina		1	MAKISHI Marta	12 JUN 1944
		2	PUGLIESE Irma	16 AUG 1948
BRA - Brazil		16	AZEVEDO Carla	24 JAN 1981
		17	DALCIM Rosângela	14 APR 1964
		18	OLIVEIRA Joyce	24 JUN 1990
		19	OLIVEIRA Sônia	23 MAY 1961
		20	PASSOS Maria	09 JUN 1951
CAN - Canada		43	SOKOLOWSKI Laurie	03 JAN 1958
COL - Colombia		58	HURTADO Alexandra	06 MAY 1975
		59	LOPEZ Lucy	23 JUN 1976
CUB - Cuba		67	HERNÁNDEZ NAVARRO Pastora	06 AUG 1960
		68	SILVA ZAMORA Yanelis	22 SEP 1976
MEX - Mexico		76	ARENALES Teresa	19 AUG 1957
		74	PADILLA Alma	14 JAN 1979
		77	PAREDES Maria	05 SEP 1974
		75	SIGALA Edith	16 JUN 1976
USA - United States of America		96	FONTAINE Pamela	16 DEC 1964
		97	NIR-KISTLER Noga	18 MAY 1979
VEN - Venezuela		105	CARRILLO Ana	30 MAY 1969
		106	JIMENEZ Romelia	08 OCT 1971



Results

Resultados / Resultados

Round of 32	NPC Code	Round of 16	Quarterfinal	Semifinal	Final
PAREDES Maria	MEX	PAREDES M			
Bye		(
LOPEZ Lucy	COL	NIR-KISTLER N	3-0 (20:18 11:7 11:7)		
		(
NIR-KISTLER Noga	USA	NIR-KISTLER N	3-0 (11:1 11:4 11:3)		
		(
CARRILLO Ana	VEN	CARRILLO A		OLIVEIRA S	
		(3-2 (6:11 11:8 11:9 9:11 11:8)	
Bye		(
Bye		OLIVEIRA S	3-0 (11:6 11:9 11:3)		
		(
OLIVEIRA Sônia	BRA	OLIVEIRA S			OLIVEIRA S
		(3-2 (9:11 11:3 8:11 11:5 11:9)
DALCIM Rosângela	BRA	DALCIM R			
		(
Bye		DALCIM R	3-0 (11:6 11:5 11:8)		
Bye		(
PADILLA Alma	MEX	PADILLA A		MAKISHI M	
		(3-0 (11:4 11:6 11:5)	
OLIVEIRA Joyce	BRA	OLIVEIRA J	3-0 (11:8 11:6 11:8)		
		(
HERNÁNDEZ Pastora	CUB	MAKISHI M	3-0 (11:8 11:9 11:7)		
		(
Bye		MAKISHI M			
		(
MAKISHI Marta	ARG				
ARENALES Teresa	MEX	ARENALES T			
		(
Bye		SILVA ZAMORA Y	3-2 (9:11 11:7 11:7 8:11 11:6)		
AZEVEDO Carla	BRA	SILVA ZAMORA Y	3-0 (11:4 12:10 11:9)		
		(
SILVA ZAMORA Yanelis	CUB	SILVA ZAMORA Y		SILVA ZAMORA Y	
		(3-2 (7:11 13:11 11:9 8:11 11:5)	
SOKOLOWSKI Laurie	CAN	SOKOLOWSKI L			
		(
Bye		FONTAINE P	3-0 (11:5 11:6 12:10)		
Bye		(
FONTAINE Pamela	USA	FONTAINE P			SILVA ZAMORA Y
		(3-2 (8:11 12:10 2:11 11:5 11:7)
SIGALA Edith	MEX	SIGALA E			
		(
Bye		SIGALA E	3-0 (12:10 11:6 11:3)		
Bye		(
PUGLIESE Irma	ARG	PUGLIESE I		PASSOS M	
		(3-2 (11:8 9:11 12:14 11:8 12:10)	
JIMENEZ Romelia	VEN	JIMENEZ R	3-2 (11:7 11:7 7:11 7:11 11:7)	MAKISHI M	
		(
HURTADO Alexandra	COL	PASSOS M	3-0 (11:9 11:5 11:7)		
		(
Bye		PASSOS M			MAKISHI M
		(3-1 (12:10 9:11 11:8 11:9)
PASSOS Maria	BRA			PASSOS M	

GOLD

SILVA ZAMORA Y
3-0 (11:6 11:8 11:9)

SILVER

OLIVEIRA S

BRONZE

MAKISHI M

3-1 (12:10 9:11 11:8 11:9)



Match Results

Resultados del partido / Resultados da partida

JIMENEZ Romelia (VEN) 3-2 HURTADO Alexandra (COL)

Game Summary		Match	Game 1	Game 2	Game 3	Game 4	Game 5
JIMENEZ Romelia	VEN	3	11	11	7	7	11
HURTADO Alexandra	COL	2	7	7	11	11	7
Duration							

Match No.: WOC1-54 Table: 9

Umpires: DEMARIO Leonor (BRA)

GOMES Jaime (BRA)



Match Results

Resultados del partido / Resultados da partida

SILVA ZAMORA Yanelis (CUB) 3-0 AZEVEDO Carla (BRA)

Game Summary		Match	Game 1	Game 2	Game 3	Game 4	Game 5
SILVA ZAMORA Yanelis	CUB	3	11	12	11		
AZEVEDO Carla	BRA	0	4	10	9		
Duration							

Match No.: WOC1-53 Table: 8

Umpires: BETTINOTTI Alfredo (ARG)

FERNANDEZ Mauricio (CHI)



Match Results

Resultados del partido / Resultados da partida

OLIVEIRA Joyce (BRA) 3-0 HERNÁNDEZ Pastora (CUB)

Game Summary		Match	Game 1	Game 2	Game 3	Game 4	Game 5
OLIVEIRA Joyce	BRA	3	11	11	11		
HERNÁNDEZ Pastora	CUB	0	8	6	8		
Duration							

Match No.: WOC1-52 Table: 7

Umpires: TICACALA Victor Hugo (ARG) ANDRADE AVILA Pablo (CHI)



Match Results

Resultados del partido / Resultados da partida

NIR-KISTLER Noga (USA) 3-0 LOPEZ Lucy (COL)

Game Summary		Match	Game 1	Game 2	Game 3	Game 4	Game 5
NIR-KISTLER Noga	USA	3	11	11	11		
LOPEZ Lucy	COL	0	1	4	3		
Duration							

Match No.: WOC1-51 Table: 6

Umpires: MUSTAFA Erbas (CAN)

BORGES Fernando (BRA)



Match Results

Resultados del partido / Resultados da partida

PASSOS Maria (BRA) 3-0 JIMENEZ Romelia (VEN)

Game Summary		Match	Game 1	Game 2	Game 3	Game 4	Game 5
PASSOS Maria	BRA	3	11	11	11		
JIMENEZ Romelia	VEN	0	9	5	7		
Duration							

Match No.: WOC1-512 Table: 6

Umpires: VIGEANT Denis (CAN)

KESLER Larry N. (USA)



Match Results

Resultados del partido / Resultados da partida

SIGALA Edith (MEX) 3-0 PUGLIESE Irma (ARG)

Game Summary		Match	Game 1	Game 2	Game 3	Game 4	Game 5
SIGALA Edith	MEX	3	12	11	11		
PUGLIESE Irma	ARG	0	10	6	3		
Duration							

Match No.: WOC1-511 Table: 5

Umpires: ULUMAR Jorge (BRA)

SCHINDLER Jovino (BRA)



Match Results

Resultados del partido / Resultados da partida

FONTAINE Pamela (USA) 3-0 SOKOLOWSKI Laurie (CAN)

Game Summary		Match	Game 1	Game 2	Game 3	Game 4	Game 5
FONTAINE Pamela	USA	3	11	11	12		
SOKOLOWSKI Laurie	CAN	0	5	6	10		
Duration							

Match No.: WOC1-510 Table: 4

Umpires: DEMARIO Leonor (BRA)

GOMES Jaime (BRA)



Match Results

Resultados del partido / Resultados da partida

SILVA ZAMORA Yanelis (CUB) 3-2 ARENALES Teresa (MEX)

Game Summary		Match	Game 1	Game 2	Game 3	Game 4	Game 5
SILVA ZAMORA Yanelis	CUB	3	9	11	11	8	11
ARENALES Teresa	MEX	2	11	7	7	11	6
Duration							

Match No.: WOC1-59 Table: 3

Umpires: CAPPELLARI Alfeo Luis (BRA) SALVETTI Amarildo (BRA)



Match Results

Resultados del partido / Resultados da partida

MAKISHI Marta (ARG) 3-0 OLIVEIRA Joyce (BRA)

Game Summary		Match	Game 1	Game 2	Game 3	Game 4	Game 5
MAKISHI Marta	ARG	3	11	11	11		
OLIVEIRA Joyce	BRA	0	8	9	7		
Duration							

Match No.: WOC1-58 Table: 6

Umpires: MOLEDA PINO Jorge (URU)

TORRES la ROSA Angel (CUB)



Match Results

Resultados del partido / Resultados da partida

DALCIM Rosângela (BRA) 3-0 PADILLA Alma (MEX)

Game Summary		Match	Game 1	Game 2	Game 3	Game 4	Game 5
DALCIM Rosângela	BRA	3	11	11	11		
PADILLA Alma	MEX	0	6	5	8		
Duration							

Match No.: WOC1-57 Table: 5

Umpires: ATILIO BRIZUELA Hernan (ARG) PETAUTSCHNING Erich F. (CHI)



Match Results

Resultados del partido / Resultados da partida

OLIVEIRA Sônia (BRA) 3-0 CARRILLO Ana (VEN)

Game Summary		Match	Game 1	Game 2	Game 3	Game 4	Game 5
OLIVEIRA Sônia	BRA	3	11	11	11		
CARRILLO Ana	VEN	0	6	9	3		
Duration							

Match No.: WOC1-56 Table: 4

Umpires: BETTINOTTI Alfredo (ARG)

FERNANDEZ Mauricio (CHI)



Match Results

Resultados del partido / Resultados da partida

NIR-KISTLER Noga (USA) 3-0 PAREDES Maria (MEX)

Game Summary		Match	Game 1	Game 2	Game 3	Game 4	Game 5
NIR-KISTLER Noga	USA	3	20	11	11		
PAREDES Maria	MEX	0	18	7	7		
Duration							

Match No.: WOC1-55 Table: 3

Umpires: ULUMAR Jorge (BRA)

SCHINDLER Jovino (BRA)



Match Results

Resultados del partido / Resultados da partida

PASSOS Maria (BRA) 3-2 SIGALA Edith (MEX)

Game Summary		Match	Game 1	Game 2	Game 3	Game 4	Game 5
PASSOS Maria	BRA	3	11	9	12	11	12
SIGALA Edith	MEX	2	8	11	14	8	10
Duration							

Match No.: WOC1-516 Table: 6

Umpires: TICACALA Victor Hugo (ARG) ANDRADE AVILA Pablo (CHI)



Match Results

Resultados del partido / Resultados da partida

SILVA ZAMORA Yanelis (CUB) 3-2 FONTAINE Pamela (USA)

Game Summary		Match	Game 1	Game 2	Game 3	Game 4	Game 5
SILVA ZAMORA Yanelis	CUB	3	7	13	11	8	11
FONTAINE Pamela	USA	2	11	11	9	11	5
Duration							

Match No.: WOC1-515 Table: 5

Umpires: DEMARIO Leonor (BRA)

GOMES Jaime (BRA)



Match Results

Resultados del partido / Resultados da partida

MAKISHI Marta (ARG) 3-0 DALCIM Rosângela (BRA)

Game Summary		Match	Game 1	Game 2	Game 3	Game 4	Game 5
MAKISHI Marta	ARG	3	11	11	11		
DALCIM Rosângela	BRA	0	4	6	5		
Duration							

Match No.: WOC1-514 Table: 4

Umpires: MOLEDA PINO Jorge (URU)

TORRES la ROSA Angel (CUB)



Match Results

Resultados del partido / Resultados da partida

OLIVEIRA Sônia (BRA) 3-2 NIR-KISTLER Noga (USA)

Game Summary		Match	Game 1	Game 2	Game 3	Game 4	Game 5
OLIVEIRA Sônia	BRA	3	6	11	11	9	11
NIR-KISTLER Noga	USA	2	11	8	9	11	8
Duration							

Match No.: WOC1-513 Table: 3

Umpires: ATILIO BRIZUELA Hernan (ARG) PETAUTSCHNING Erich F. (CHI)



Match Results

Resultados del partido / Resultados da partida

SILVA ZAMORA Yanelis (CUB) 3-2 PASSOS Maria (BRA)

Game Summary		Match	Game 1	Game 2	Game 3	Game 4	Game 5
SILVA ZAMORA Yanelis	CUB	3	8	12	2	11	11
PASSOS Maria	BRA	2	11	10	11	5	7
Duration							

Match No.: WOC1-518 Table: 10

Umpires: BETTINOTTI Alfredo (ARG)

FERNANDEZ Mauricio (CHI)



Match Results

Resultados del partido / Resultados da partida

OLIVEIRA Sônia (BRA) 3-2 MAKISHI Marta (ARG)

Game Summary		Match	Game 1	Game 2	Game 3	Game 4	Game 5
OLIVEIRA Sônia	BRA	3	9	11	8	11	11
MAKISHI Marta	ARG	2	11	3	11	5	9
Duration							

Match No.: WOC1-517 Table: 9

Umpires: MOLEDA PINO Jorge (URU)

TORRES la ROSA Angel (CUB)



Match Results

Resultados del partido / Resultados da partida

MAKISHI Marta (ARG) 3-1 PASSOS Maria (BRA)

Game Summary		Match	Game 1	Game 2	Game 3	Game 4	Game 5
MAKISHI Marta	ARG	3	12	9	11	11	
PASSOS Maria	BRA	1	10	11	8	9	
Duration							

Match No.: WOC1-519 Table: 10

Umpires: MOLEDA PINO Jorge (URU)

TORRES la ROSA Angel (CUB)



Match Results

Resultados del partido / Resultados da partida

SILVA ZAMORA Yanelis (CUB) 3-0 OLIVEIRA Sônia (BRA)

Game Summary		Match	Game 1	Game 2	Game 3	Game 4	Game 5
SILVA ZAMORA Yanelis	CUB	3	11	11	11		
OLIVEIRA Sônia	BRA	0	6	8	9		
Duration							

Match No.: WOC1-520 Table: 9

Umpires: BETTINOTTI Alfredo (ARG)

FERNANDEZ Mauricio (CHI)



Entry List by Event

Lista de Inscripciones por Evento / Lista de Inscrições por Evento

As of 12 AUG 2007

NPC	Seed	Bib No.	Name	Date of Birth
ARG - Argentina		3	MUÑOZ Giselle	12 SEP 1984
BRA - Brazil		21	ABREU Dina	10 APR 1967
		22	RODRIGUES Jane	06 JUL 1975
CAN - Canada		44	CHAN Stephanie Chim Hing	30 JUL 1957
MEX - Mexico		78	MARTÍNEZ Irma	30 JUN 1967



Results

Resultados / Resultados

Quarterfinal	NPC Code	Semifinal	Final
MUÑOZ Giselle	ARG		
Bye		MUÑOZ G (
MARTÍNEZ Irma	MEX		
		MARTÍNEZ I 3-0 (11:7 11:5 11:4)	
ABREU Dina	BRA		
			MUÑOZ G 3-0 (11:3 11:3 11:5)
CHAN SCH	CAN		
Bye		CHAN SCH (
			MUÑOZ G 3-1 (11:6 8:11 12:10 11:8)
Bye			
			RODRIGUES J 3-2 (11:8 6:11 12:14 11:6 11:4)
RODRIGUES Jane	BRA		
		RODRIGUES J (
			RODRIGUES J 3-1 (11:6 8:11 12:10 11:8)
		MARTÍNEZ I	
		CHAN SCH	
			CHAN SCH 3-0 (11:9 11:5 11:1)

GOLD

SILVER

MUÑOZ G

BRONZE



Match Results

Resultados del partido / Resultados da partida

MARTÍNEZ Irma (MEX) 3-0 ABREU Dina (BRA)

Game Summary		Match	Game 1	Game 2	Game 3	Game 4	Game 5
MARTÍNEZ Irma	MEX	3	11	11	11		
ABREU Dina	BRA	0	7	5	4		
Duration							

Match No.: WOC6-101 Table: 4

Umpires: VIGEANT Denis (CAN)

KESLER Larry N. (USA)



Match Results

Resultados del partido / Resultados da partida

RODRIGUES Jane (BRA) 3-2 CHAN Stephanie Chim Hing (CAN)

Game Summary		Match	Game 1	Game 2	Game 3	Game 4	Game 5
RODRIGUES Jane	BRA	3	11	6	12	11	11
CHAN Stephanie Chim Hing	CAN	2	8	11	14	6	4
Duration							

Match No.: WOC6-103 Table: 4

Umpires: ATILIO BRIZUELA Hernan (ARG) PETAUTSCHNING Erich F. (CHI)



Match Results

Resultados del partido / Resultados da partida

MUÑOZ Giselle (ARG) 3-0 MARTÍNEZ Irma (MEX)

Game Summary		Match	Game 1	Game 2	Game 3	Game 4	Game 5
MUÑOZ Giselle	ARG	3	11	11	11		
MARTÍNEZ Irma	MEX	0	3	3	5		
Duration							

Match No.: WOC6-102 Table: 3

Umpires: CAPPELLARI Alfeo Luis (BRA) SALVETTI Amarildo (BRA)



Match Results

Resultados del partido / Resultados da partida

CHAN Stephanie Chim Hing (CAN) 3-0 MARTÍNEZ Irma (MEX)

Game Summary		Match	Game 1	Game 2	Game 3	Game 4	Game 5
CHAN Stephanie Chim Hing	CAN	3	11	11	11		
MARTÍNEZ Irma	MEX	0	9	5	1		
Duration							

Match No.: WOC6-104 Table: 4

Umpires: PUTTI Alcidino Jose (BRA)

FLECHA CHAPARRO Oscar (PAR)



Match Results

Resultados del partido / Resultados da partida

RODRIGUES Jane (BRA) 3-1 MUÑOZ Giselle (ARG)

Game Summary		Match	Game 1	Game 2	Game 3	Game 4	Game 5
RODRIGUES Jane	BRA	3	11	8	12	11	
MUÑOZ Giselle	ARG	1	6	11	10	8	
Duration							

Match No.: WOC6-105 Table: 3

Umpires: CHENG SHENG SHAW Tony (CAN) GUY Patrick (USA)

Voleibol Sentado
Voleibol de Sentado
Volleyball-Sitting





19 AUG 2007

Medallists

Medallistas / Medalhistas

SUN 19 AUG 2007

GOLD	SILVER	BRONZE
------	--------	--------

BRA - Brazil

- 1 L MELO Rodrigo
- 2 SILVA Claudio
- 3 BORRAJO Guilherme
- 4 SILVA Augusto
- 5 SILVA Daniel
- 6 SANTOS Deivisson
- 7 CAMARGO Rogério
- 8 FREITAS Giovani
- 9 SILVA Gilberto
- 10 LEITE Renato
- 11 C VILARINHO José Mauro
- 12 REBOUÇAS Diogo

USA - United States of America

- 1 L JOHNSON Matthew
- 3 LEASE Curtis
- 4 STORER Hugo
- 5 DUDA Eric
- 7 JOHNSON Bradley
- 8 STUCK James
- 9 GREEN Roderick
- 10 LAFOREST Edgardo
- 12 C RASMUSSEN Brent
- 13 FRANKLIN Josh
- 14 ZABALA Jose
- 15 SEILKOP Chris

CAN - Canada

- 1 LEAROYD Douglas
- 2 BARTHOLDY Mikael
- 4 MATTHEWS Larry
- 6 DRUMMOND Chad
- 7 C REBELO José
- 10 L DECHAINED Eric
- 13 ROSEN Paul
- 14 STEWART Gregory

Legend:

C Team Captain **L** Libero Player



Final Standings

Posiciones finales / Posições Finais

As of 19 AUG 2007 at 13:41

P4

Medal	Rank	Team
Gold	1	BRA - Brazil
Silver	2	USA - United States of America
Bronze	3	CAN - Canada
	4	CRC - Costa Rica

Legend:
MVP Most Valuable Player



Team Roster

Formación del Equipo / Escalação das Equipes

As of 15 AUG 2007 at 12:07

BRA - Brazil

No	C/L	Name	Date of Birth	National Selections			
				WCH	PG	Oth	Tot
1	L	MELO Rodrigo	6 JAN 1986	1	0	3	4
2		SILVA Claudio	21 JUL 1969	1	0	0	1
3		BORRAJO Guilherme	25 APR 1982	1	0	2	3
4		SILVA Augusto	16 APR 1964	0	0	0	0
5		SILVA Daniel	24 MAR 1981	0	0	0	0
6		SANTOS Deivisson	7 NOV 1982	1	0	2	3
7		CAMARGO Rogério	29 JAN 1976	0	0	0	0
8		FREITAS Giovani	26 MAR 1971	1	0	0	1
9		SILVA Gilberto	22 DEC 1978	0	0	0	0
10		LEITE Renato	11 AUG 1982	1	0	3	4
11	C	VILARINHO José Mauro	30 APR 1969	1	0	1	2
12		REBOUÇAS Diogo	24 OCT 1986	1	0	0	1
Team Minimum							0
Team Average							1
Team Maximum							4

Uniform colours	Shirt	Shorts
Main	Yellow	Green
2nd	Green	Green

Technical Staff:

Team Manager

Head Coach

RIBEIRO Amauri

Assistant Coach

CZINIEL Marco

Doctor

Therapist/Trainer

PROENÇA Rafael

Note:

The final team roster will be available after the general technical meeting.

Legend:

C	Team Captain	L	Libero Player	PG	Paralympic Games
Oth	Other International Competitions	Tot	Total	WCH	World Championships



Team Roster

Formación del Equipo / Escalação das Equipes

As of 15 AUG 2007 at 12:07

CAN - Canada

No	C/L	Name	Date of Birth	National Selections			
				WCH	PG	Oth	Tot
1		LEAROYD Douglas	12 JUN 1990	0	0	0	0
2		BARTHOLDY Mikael	24 FEB 1982	0	0	0	0
4		MATTHEWS Larry	25 APR 1969	0	0	0	0
6		DRUMMOND Chad	28 JUN 1985	0	0	0	0
7	C	REBELO José	9 MAR 1972	0	0	0	0
10	L	DECHAINED Eric	16 SEP 1987	0	0	0	0
13		ROSEN Paul	26 APR 1960	0	0	0	0
14		STEWART Gregory	13 JUL 1986	0	0	0	0
Team Minimum							0
Team Average							0
Team Maximum							0

Uniform colours	Shirt	Shorts
Main	Red	Black
2nd	White	Black

Technical Staff:

Team Manager	ALLEN Phil
Head Coach	ALLEN Phil
Assistant Coach	MATTHEWS Larry
Doctor	
Therapist/Trainer	AU Ed

Note:

The final team roster will be available after the general technical meeting.

Legend:

C	Team Captain	L	Libero Player	PG	Paralympic Games
Oth	Other International Competitions	Tot	Total	WCH	World Championships



Team Roster

Formación del Equipo / Escalação das Equipes

As of 15 AUG 2007 at 12:08

CRC - Costa Rica

No	C/L	Name	Date of Birth	National Selections			
				WCH	PG	Oth	Tot
1	C	CASTRO Carlos	1 NOV 1972	0	0	1	1
2		CASTRO Orlando	23 JUL 1967	0	0	1	1
3		MADRIGAL Joaquin	1 NOV 1956	0	0	0	0
4		MEJIA Jesus	18 OCT 1954	0	0	0	0
5		RAMIREZ Leyner	5 OCT 1973	0	0	1	1
6		RAMIREZ Reinaldo	20 OCT 1949	0	0	0	0
7		CARTIN Filemon	23 DEC 1960	0	0	0	0
8		GONZALEZ Silier	14 JAN 1975	0	0	1	1
9		SOLANO Edgar	18 SEP 1963	0	0	1	1
Team Minimum							0
Team Average							0
Team Maximum							1

Uniform colours	Shirt	Shorts
Main	Red	Black
2nd	Blue	Black

Technical Staff:

Team Manager

Head Coach

RAMIREZ Reinaldo

Assistant Coach

Doctor

Therapist/Trainer

Note:

The final team roster will be available after the general technical meeting.

Legend:

C	Team Captain	L	Libero Player	PG	Paralympic Games
Oth	Other International Competitions	Tot	Total	WCH	World Championships



Team Roster

Formación del Equipo / Escalação das Equipes

As of 15 AUG 2007 at 12:08

USA - United States of America

No	C/L	Name	Date of Birth	National Selections			
				WCH	PG	Oth	Tot
1	L	JOHNSON Matthew	6 JAN 1986	0	0	0	0
3		LEASE Curtis	17 DEC 1971	0	0	0	0
4		STORER Hugo	29 SEP 1963	0	0	0	0
5		DUDA Eric	8 APR 1981	0	0	0	0
7		JOHNSON Bradley	9 SEP 1970	0	0	0	0
8		STUCK James	14 JAN 1984	0	0	0	0
9		GREEN Roderick	16 MAR 1979	0	0	0	0
10		LAFOREST Edgardo	25 OCT 1967	0	0	0	0
12	C	RASMUSSEN Brent	22 APR 1977	0	0	0	0
13		FRANKLIN Josh	18 AUG 1978	0	0	0	0
14		ZABALA Jose	25 JUL 1960	0	0	0	0
15		SEILKOP Chris	8 NOV 1969	0	0	0	0
Team Minimum							0
Team Average							0
Team Maximum							0

Uniform colours	Shirt	Shorts
Main	Blue	Blue
2nd	Red	Red
3rd	White	Blue

Technical Staff:

Team Manager

Head Coach

Assistant Coach

Doctor

Therapist/Trainer

HAMITER Bill
COLLINS Dixie
BOONE Faith
MIRAKU Edgar

Note:

The final team roster will be available after the general technical meeting.

Legend:

C	Team Captain	L	Libero Player	PG	Paralympic Games
Oth	Other International Competitions	Tot	Total	WCH	World Championships



Results Table - Final Round

Tabla de resultados - Ronda Final / Tabela de Resultados - Rodada Final

As of 19 AUG 2007 at 13:35

P4

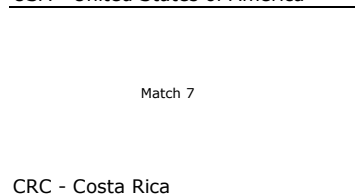
Match	Phase	Date	Teams	Sets	Points per Set					Total Points	Match Duration
					1	2	3	4	5		
7	Semifinal	18 AUG 2007	USA vs CRC	3 - 0	25-8	25-7	25-10			75-25	51m
8	Semifinal	18 AUG 2007	BRA vs CAN	3 - 0	25-17	26-24	25-13			76-54	1h16m
9	Bronze Medal Match	19 AUG 2007	CRC vs CAN	0 - 3	13-25	20-25	5-25			38-75	1h00m
10	Gold Medal Match	19 AUG 2007	USA vs BRA	2 - 3	24-26	25-21	25-22	20-25	9-15	103-109	2h24m

Statistics of	Average match duration
Preliminary Round	1h06m
Final Round	1h22m
Tournament	1h13m

Semifinals

Finals

USA - United States of America



BRA - Brazil



Match 10

BRA
 3 - 2

CRC

Match 9

CAN

CAN
 3 - 0



Match Results

Informe del partido / Relatório da partida

P2

Match Duration: 2h24m

USA vs BRA
2 vs 3

Team	Sets	1	2	3	4	5	Total
USA	2	24	25	25	20	9	103
BRA	3	26	21	22	25	15	109
	Playing Time	27m	29m	28m	27m	21m	2h12m

First Referee: KONCNIK Peter (SLO)

Second Referee: MARCOUX France (CAN)

USA - United States of America								
No	C/L	Name	1	2	3	4	5	Pts
1	L	JOHNSON Matthew	L	L	L	L	L	0
3		LEASE Curtis					5	0
4		STORER Hugo				14		1
5		DUDA Eric	3	3	2	3	6	7
7		JOHNSON Bradley	6	6	5	6	3	12
8		STUCK James	14	14				0
9		GREEN Roderick		12				0
10		LAFOREST Edgardo	5	5	4	5	2	7
12	C	RASMUSSEN Brent	2	2	1	2	5	17
13		FRANKLIN Josh	7		7		7	0
14		ZABALA Jose	1	1	6	1	4	9
15		SEILKOP Chris	4	4	3	4	1	9
Head Coach:			HAMITER Bill (USA)					
Assistant Coach:			COLLINS Dixie (USA)					

BRA - Brazil								
No	C/L	Name	1	2	3	4	5	Pts
1	L	MELO Rodrigo	L	L	L	L	L	0
2		SILVA Claudio		10	5	4		6
3		BORRAJO Guilherme	2	1	2			2
4		SILVA Augusto						0
5		SILVA Daniel	1	6		7	3	7
6		SANTOS Deivisson	12	3	3	1	1	2
7		CAMARGO Rogério	4	3	4	5	12	9
8		FREITAS Giovani		5	1	2	6	10
9		SILVA Gilberto		11	3	3	2	11
10		LEITE Renato	5	4	8	2	4	10
11	C	VILARINHO José Mauro	3	2				0
12		REBOUÇAS Diogo	6	5	6	6	5	12
Head Coach:			RIBEIRO Amauri (BRA)					
Assistant Coach:			CZINIEL Marco (BRA)					

TEAM AND PLAYER PERFORMANCES

Won	Total Atts	No	Name
49	177	Total Team	
16	44	12	RASMUSSEN Brent
9	27	7	JOHNSON Bradley
7	27	15	SEILKOP Chris
11	78	Total Team	
3	22	7	JOHNSON Bradley
3	9	14	ZABALA Jose
2	16	15	SEILKOP Chris
2	103	Total Team	
1	23	10	LAFOREST Edgardo
1	14	14	ZABALA Jose
41		Total Team	
103	358	Total Team	
17	63	12	RASMUSSEN Brent

Scoring Skills
Spike
Block
Serve
Opp Error
Total
Best Scorer

Won	Total Atts	No	Name
44	173	Total Team	
9	33	12	REBOUÇAS Diogo
7	27	8	FREITAS Giovani
7	16	9	SILVA Gilberto
22	70	Total Team	
5	10	7	CAMARGO Rogério
4	9	9	SILVA Gilberto
3	10	12	REBOUÇAS Diogo
3	108	Total Team	
1	17	7	CAMARGO Rogério
1	14	6	SANTOS Deivisson
1	14	10	LEITE Renato
40		Total Team	
109	351	Total Team	
12	54	12	REBOUÇAS Diogo

Legend:

Atts	Attempts	C	Team Captain	L	Libero Player	L	Substitute Libero
n	Starting Line-Up where n=starting position on Court (i.e. positions 1 to 6)	Opp	Opponent	Pts	Points scored		
nn	Substitute where nn=jersey number of out going player						



Match Results

Informe del partido / Relatório da partida

P2

Match Duration: 1h00m

CRC vs CAN
0 vs 3

Team	Sets	1	2	3	Total
CRC	0	13	20	5	38
CAN	3	25	25	25	75
	Playing Time	20m	22m	12m	54m

First Referee: BEGOVIC Nermin (BIH)

Second Referee: CAMPBELL Joe (USA)

CRC - Costa Rica									
No	C/L	Name	1	2	3	4	5	Pts	
1	C	CASTRO Carlos	1	4	1			4	
2		CASTRO Orlando						0	
3		MADRIGAL Joaquin	5	5	5			1	
4		MEJIA Jesus	2	2	2			0	
5		RAMIREZ Leyner						0	
6		RAMIREZ Reinaldo	3	3	3			0	
7		CARTIN Filemon						0	
8		GONZALEZ Silier	4	1	4			2	
9		SOLANO Edgar	6	6	6			4	
Head Coach:		RAMIREZ Reinaldo (CRC)							
Assistant Coach:									

CAN - Canada									
No	C/L	Name	1	2	3	4	5	Pts	
1		LEAROYD Douglas	4	4				4	
2		BARTHOLDY Mikael	5	5	5			9	
4		MATTHEWS Larry	2	2	2			13	
6		DRUMMOND Chad	1	1	1			8	
7	C	REBELO José	6	6	6			14	
10	L	DECHAINE Eric	L	L	L			0	
13		ROSEN Paul		3	4			1	
14		STEWART Gregory	3		3			7	
Head Coach:		ALLEN Phil (CAN)							
Assistant Coach:		MATTHEWS Larry (CAN)							

TEAM AND PLAYER PERFORMANCES

Won	Total Atts	No	Name
9	62	Total Team	
3	23	1	CASTRO Carlos
3	8	9	SOLANO Edgar
2	17	8	GONZALEZ Silier
1	23	Total Team	
1	6	9	SOLANO Edgar
1	40	Total Team	
1	9	1	CASTRO Carlos
27		Total Team	
38	125	Total Team	
4	39	1	CASTRO Carlos

Scoring Skills
Spike
Block
Serve
Opp Error
Total
Best Scorer

Won	Total Atts	No	Name
36	78	Total Team	
8	18	6	DRUMMOND Chad
8	15	7	REBELO José
7	15	2	BARTHOLDY Mikael
7	16	Total Team	
5	7	4	MATTHEWS Larry
1	5	7	REBELO José
1	2	14	STEWART Gregory
13	73	Total Team	
5	16	7	REBELO José
4	13	4	MATTHEWS Larry
2	13	2	BARTHOLDY Mikael
19		Total Team	
75	167	Total Team	
14	36	7	REBELO José

Legend:

Atts	Attempts	C	Team Captain	L	Libero Player	L	Substitute Libero
n	Starting Line-Up where n=starting position on Court (i.e. positions 1 to 6)			Opp	Opponent	Pts	Points scored
nn	Substitute where nn=jersey number of out going player						



Match Results

Informe del partido / Relatório da partida

P2

Match Duration: 51m

USA vs CRC
3 vs 0

Team	Sets	1	2	3	Total
USA	3	25	25	25	75
CRC	0	8	7	10	25
	Playing Time	13m	16m	16m	45m

First Referee: SANTOS Deborah (BRA)

Second Referee: DIAZ Joel Raul (CUB)

USA - United States of America									
No	C/L	Name	1	2	3	4	5	Pts	
1	L	JOHNSON Matthew	L	L	L			0	
3		LEASE Curtis	6	6	6			5	
4		STORER Hugo	1	4	4			11	
5		DUDA Eric			3			2	
7		JOHNSON Bradley		3				3	
8		STUCK James		5	1			4	
9		GREEN Roderick	3	12	2			9	
10		LAFOREST Edgardo	5					1	
12	C	RASMUSSEN Brent	2	2				4	
13		FRANKLIN Josh	12		5			4	
14		ZABALA Jose		1				2	
15		SEILKOP Chris	4					5	
Head Coach:		HAMITER Bill (USA)							
Assistant Coach:		COLLINS Dixie (USA)							

CRC - Costa Rica									
No	C/L	Name	1	2	3	4	5	Pts	
1	C	CASTRO Carlos	1	4	4			3	
2		CASTRO Orlando						0	
3		MADRIGAL Joaquin	5	5	5			0	
4		MEJIA Jesus						0	
5		RAMIREZ Leyner						0	
6		RAMIREZ Reinaldo	3	3	3			0	
7		CARTIN Filemon	2	2	2			1	
8		GONZALEZ Silier	4	1	1			3	
9		SOLANO Edgar	6	6	6			2	
Head Coach:		RAMIREZ Reinaldo (CRC)							
Assistant Coach:									

TEAM AND PLAYER PERFORMANCES

Won	Total Atts	No	Name
30	53	Total Team	
6	11	4	STORER Hugo
5	10	9	GREEN Roderick
4	8	13	FRANKLIN Josh
8	13	Total Team	
4	4	4	STORER Hugo
2	3	9	GREEN Roderick
1	2	5	DUDA Eric
12	73	Total Team	
3	11	15	SEILKOP Chris
2	13	14	ZABALA Jose
2	10	3	LEASE Curtis
25		Total Team	
75	139	Total Team	
11	21	4	STORER Hugo

Scoring Skills
Spike
Block
Serve
Opp Error
Total
Best Scorer

Won	Total Atts	No	Name
7	49	Total Team	
3	9	8	GONZALEZ Silier
2	7	9	SOLANO Edgar
1	15	1	CASTRO Carlos
1	11	Total Team	
1	4	1	CASTRO Carlos
1	27	Total Team	
1	7	1	CASTRO Carlos
16		Total Team	
25	87	Total Team	
3	26	1	CASTRO Carlos

Legend:

Atts	Attempts	C	Team Captain	L	Libero Player	L	Substitute Libero
n	Starting Line-Up where n=starting position on Court (i.e. positions 1 to 6)	Opp	Opponent	Pts	Points scored		
nn	Substitute where nn=jersey number of out going player						



Match Results

Informe del partido / Relatório da partida

P2

Match Duration: 1h16m

BRA vs CAN
3 vs 0

Team	Sets	1	2	3	Total
BRA	3	25	26	25	76
CAN	0	17	24	13	54
Playing Time		25m	26m	18m	1h09m

First Referee: CAMPBELL Joe (USA)

Second Referee: BEGOVIC Nermin (BIH)

BRA - Brazil								
No	C/L	Name	1	2	3	4	5	Pts
1	L	MELO Rodrigo	L	L	L			0
2		SILVA Claudio			4			1
3		BORRAJO Guilherme	1	1				1
4		SILVA Augusto						0
5		SILVA Daniel	6	6	6			10
6		SANTOS Deivisson			3	1		3
7		CAMARGO Rogério	3	3	3			4
8		FREITAS Giovani				5		5
9		SILVA Gilberto						0
10		LEITE Renato	4	4				8
11	C	VILARINHO José Mauro	2	2	2			7
12		REBOUÇAS Diogo	5	5	5			15
Head Coach:		RIBEIRO Amauri (BRA)						
Assistant Coach:		CZINIEL Marco (BRA)						

CAN - Canada								
No	C/L	Name	1	2	3	4	5	Pts
1		LEAROYD Douglas	4	4	4			1
2		BARTHOLDY Mikael	5	5	5			2
4		MATTHEWS Larry	2	2	2			7
6		DRUMMOND Chad	1	1	1			2
7	C	REBELO José	6	6	6			7
10	L	DECHAINE Eric	L	L	L			0
13		ROSEN Paul				1		0
14		STEWART Gregory	3	3	3			8
Head Coach:		ALLEN Phil (CAN)						
Assistant Coach:		MATTHEWS Larry (CAN)						

TEAM AND PLAYER PERFORMANCES

Won	Total Atts	No	Name
39	99	Total Team	
10	25	12	REBOUÇAS Diogo
8	20	5	SILVA Daniel
6	17	11	VILARINHO José Mauro
9	50	Total Team	
3	14	12	REBOUÇAS Diogo
1	8	10	LEITE Renato
1	5	5	SILVA Daniel
6	75	Total Team	
2	14	12	REBOUÇAS Diogo
1	13	11	VILARINHO José Mauro
1	11	10	LEITE Renato
22		Total Team	
76	224	Total Team	
15	53	12	REBOUÇAS Diogo

Scoring Skills
Spike
Block
Serve
Opp Error
Total
Best Scorer

Won	Total Atts	No	Name
17	90	Total Team	
5	20	4	MATTHEWS Larry
5	18	14	STEWART Gregory
4	23	7	REBELO José
9	36	Total Team	
3	7	7	REBELO José
2	8	14	STEWART Gregory
2	6	4	MATTHEWS Larry
1	55	Total Team	
1	11	14	STEWART Gregory
27		Total Team	
54	181	Total Team	
8	37	14	STEWART Gregory

Legend:

Atts	Attempts	C	Team Captain	L	Libero Player	L	Substitute Libero
n	Starting Line-Up where n=starting position on Court (i.e. positions 1 to 6)	Opp	Opponent	Pts	Points scored		
nn	Substitute where nn=jersey number of out going player						



Results Table - Preliminary Round

Tabla de resultados - Ronda Preliminar / Tabela de Resultados - Rodada Preliminar

As of 17 AUG 2007 at 12:35

P4

Pool A				Points per Set					Total	Match
Match	Date	Teams	Sets	1	2	3	4	5	Points	Duration
1	15 AUG 2007	BRA vs CRC	3 - 0	25-11	25-17	25-2			75-30	1h05m
2	15 AUG 2007	USA vs CAN	3 - 0	25-17	25-19	25-12			75-48	1h07m
3	16 AUG 2007	CRC vs USA	0 - 3	6-25	10-25	2-25			18-75	50m
Latest Matches										
4	16 AUG 2007	CAN vs BRA	0 - 3	14-25	23-25	19-25			56-75	1h15m
5	17 AUG 2007	CAN vs CRC	3 - 0	25-8	25-12	25-10			75-30	52m
6	17 AUG 2007	USA vs BRA	3 - 0	25-20	25-22	28-26			78-68	1h30m

Statistics of	Average match duration
Preliminary Round	1h06m

Pool A											
Rk	Team	Matches				Sets			Points		
		Pts	Tot	W	L	W	L	Ratio	W	L	Ratio
1	USA	9	3	3	0	9	0	MAX	228	134	1.701
2	BRA	7	3	2	1	6	3	2.000	218	164	1.329
3	CAN	5	3	1	2	3	6	0.500	179	180	0.994
4	CRC	3	3	0	3	0	9	0.000	78	225	0.347

Legend:

L Lost
W Won

Pts Standings points
Rk Rank
Tot Total



Match Results

Informe del partido / Relatório da partida

P2
Match Duration: 1h05m

BRA vs CRC
3 vs 0

Team	Sets	1	2	3	Total
BRA	3	25	25	25	75
CRC	0	11	17	2	30
	Playing Time	17m	19m	15m	51m

First Referee: MARCOUX France (CAN)

Second Referee: DIAZ Joel Raul (CUB)

BRA - Brazil								
No	C/L	Name	1	2	3	4	5	Pts
1	L	MELO Rodrigo	L	L	L			0
2		SILVA Claudio			4			1
3		BORRAJO Guilherme	1	1				2
4		SILVA Augusto	5	5				4
5		SILVA Daniel	6	6	6			11
6		SANTOS Deivisson		3	1			10
7		CAMARGO Rogério	3	3				10
8		FREITAS Giovani		7	3			6
9		SILVA Gilberto			2			5
10		LEITE Renato	4	4				4
11	C	VILARINHO José Mauro	2	2				4
12		REBOUÇAS Diogo		11	5			2
Head Coach: RIBEIRO Amauri (BRA)								
Assistant Coach: CZINIEL Marco (BRA)								

CRC - Costa Rica								
No	C/L	Name	1	2	3	4	5	Pts
1	C	CASTRO Carlos	1	1	1			2
2		CASTRO Orlando			5			0
3		MADRIGAL Joaquin	5	5	3			0
4		MEJIA Jesus	2	2	2			2
5		RAMIREZ Leyner						0
6		RAMIREZ Reinaldo	3	3	3			0
7		CARTIN Filemon						0
8		GONZALEZ Silier	4	4	4			4
9		SOLANO Edgar	6	6	6			0
Head Coach: RAMIREZ Reinaldo (CRC)								
Assistant Coach:								

TEAM AND PLAYER PERFORMANCES

Won	Total Atts	No	Name
32	59	Total Team	
8	11	5	SILVA Daniel
5	7	8	FREITAS Giovani
4	8	7	CAMARGO Rogério
5	10	Total Team	
1	2	3	BORRAJO Guilherme
1	1	2	SILVA Claudio
1	1	4	SILVA Augusto
22	74	Total Team	
9	19	6	SANTOS Deivisson
6	11	7	CAMARGO Rogério
2	7	5	SILVA Daniel
16		Total Team	
75	143	Total Team	
11	19	5	SILVA Daniel

Scoring Skills
Spike
Block
Serve
Opp Error
Total
Best Scorer

Won	Total Atts	No	Name
5	30	Total Team	
2	11	8	GONZALEZ Silier
2	4	4	MEJIA Jesus
1	7	1	CASTRO Carlos
3	23	Total Team	
2	9	8	GONZALEZ Silier
1	2	1	CASTRO Carlos
0	31	Total Team	
22		Total Team	
30	84	Total Team	
4	24	8	GONZALEZ Silier

Legend:

Atts	Attempts	C	Team Captain	L	Libero Player	L	Substitute Libero
n	Starting Line-Up where n=starting position on Court (i.e. positions 1 to 6)						
nn	Substitute where nn=jersey number of out going player						
Opp	Opponent	Pts	Points scored				



Match Results

Informe del partido / Relatório da partida

P2

Match Duration: 1h07m

USA vs CAN
3 vs 0

Team	Sets	1	2	3	Total
USA	3	25	25	25	75
CAN	0	17	19	12	48
	Playing Time	21m	22m	18m	1h01m

First Referee: KONCNIK Peter (SLO)

Second Referee: BEGOVIC Nermin (BIH)

USA - United States of America									
No	C/L	Name	1	2	3	4	5	Pts	
1	L	JOHNSON Matthew	L	L	L			0	
3		LEASE Curtis		6				1	
4		STORER Hugo			1			1	
5		DUDA Eric	6	3				9	
7		JOHNSON Bradley	3		6			5	
8		STUCK James			14			3	
9		GREEN Roderick			3			2	
10		LAFORST Edgardo	2	5	5			9	
12	C	RASMUSSEN Brent	5	2	2			10	
13		FRANKLIN Josh		3	7			0	
14		ZABALA Jose	4	1				1	
15		SEILKOP Chris	1	4	4			6	
Head Coach:		HAMITER Bill (USA)							
Assistant Coach:		COLLINS Dixie (USA)							

CAN - Canada									
No	C/L	Name	1	2	3	4	5	Pts	
1		LEAROYD Douglas	6	1	6			1	
2		BARTHOLDY Mikael	2	3	2			2	
4		MATTHEWS Larry	5	6	5			4	
6		DRUMMOND Chad	4	5	4			4	
7	C	REBELO José	3	4	3			4	
10	L	DECHAINE Eric	L	L	L			0	
13		ROSEN Paul						0	
14		STEWART Gregory	1	2	1			13	
Head Coach:		ALLEN Phil (CAN)							
Assistant Coach:		MATTHEWS Larry (CAN)							

TEAM AND PLAYER PERFORMANCES

Won	Total Atts	No	Name
31	78	Total Team	
9	18	12	RASMUSSEN Brent
6	12	15	SEILKOP Chris
4	20	10	LAFORST Edgardo
13	45	Total Team	
5	8	5	DUDA Eric
3	6	10	LAFORST Edgardo
2	3	9	GREEN Roderick
3	74	Total Team	
2	12	10	LAFORST Edgardo
1	6	5	DUDA Eric
28		Total Team	
75	197	Total Team	
10	39	12	RASMUSSEN Brent

Scoring Skills
Spike
Block
Serve
Opp Error
Total
Best Scorer

Won	Total Atts	No	Name
16	80	Total Team	
8	20	14	STEWART Gregory
2	19	6	DRUMMOND Chad
2	13	4	MATTHEWS Larry
9	39	Total Team	
3	5	14	STEWART Gregory
2	13	7	REBELO José
2	9	6	DRUMMOND Chad
3	49	Total Team	
2	9	14	STEWART Gregory
1	10	7	REBELO José
20		Total Team	
48	168	Total Team	
13	34	14	STEWART Gregory

Legend:

Atts	Attempts	C	Team Captain	L	Libero Player	L	Substitute Libero
n	Starting Line-Up where n=starting position on Court (i.e. positions 1 to 6)	Opp	Opponent	Pts	Points scored		
nn	Substitute where nn=jersey number of out going player						



Match Results

Informe del partido / Relatório da partida

P2

Match Duration: 50m

CRC vs USA
0 vs 3

Team	Sets	1	2	3	Total
CRC	0	6	10	2	18
USA	3	25	25	25	75
Playing Time		14m	16m	14m	44m

First Referee: DIAZ Joel Raul (CUB)

Second Referee: SANTOS Deborah (BRA)

CRC - Costa Rica								
No	C/L	Name	1	2	3	4	5	Pts
1	C	CASTRO Carlos	4	1	4			4
2		CASTRO Orlando		4	2			1
3		MADRIGAL Joaquin	5	5	5			0
4		MEJIA Jesus	2	2				0
6		RAMIREZ Reinaldo	3	3	3			2
7		CARTIN Filemon						0
8		GONZALEZ Silier	1	4	1			2
9		SOLANO Edgar	6	6	6			1
Head Coach: RAMIREZ Reinaldo (CRC)								
Assistant Coach:								

USA - United States of America								
No	C/L	Name	1	2	3	4	5	Pts
1	L	JOHNSON Matthew	L	L	L			0
3		LEASE Curtis		6				4
4		STORER Hugo	12	4				3
5		DUDA Eric		3	3			6
7		JOHNSON Bradley	6		5			6
8		STUCK James	1		2			6
9		GREEN Roderick	3		6			2
10		LAFOREST Edgardo	5		5			13
12	C	RASMUSSEN Brent	2	2				3
13		FRANKLIN Josh	7	5				2
14		ZABALA Jose		1	1			2
15		SEILKOP Chris	4		4			1
Head Coach: HAMITER Bill (USA)								
Assistant Coach: COLLINS Dixie (USA)								

TEAM AND PLAYER PERFORMANCES

Won	Total Atts	No	Name
7	46	Total Team	
4	16	1	CASTRO Carlos
1	14	8	GONZALEZ Silier
1	4	6	RAMIREZ Reinaldo
2	12	Total Team	
1	3	8	GONZALEZ Silier
1	2	9	SOLANO Edgar
1	19	Total Team	
1	5	6	RAMIREZ Reinaldo
8		Total Team	
18	77	Total Team	
4	24	1	CASTRO Carlos

Scoring Skills
Spike
Block
Serve
Opp Error
Total
Best Scorer

Won	Total Atts	No	Name
24	42	Total Team	
7	8	10	LAFOREST Edgardo
5	8	5	DUDA Eric
3	5	7	JOHNSON Bradley
12	21	Total Team	
3	5	7	JOHNSON Bradley
2	3	10	LAFOREST Edgardo
2	2	3	LEASE Curtis
12	74	Total Team	
4	10	10	LAFOREST Edgardo
2	26	8	STUCK James
2	12	12	RASMUSSEN Brent
27		Total Team	
75	137	Total Team	
13	21	10	LAFOREST Edgardo

Legend:

Atts	Attempts	C	Team Captain	L	Libero Player	L	Substitute Libero
n	Starting Line-Up where n=starting position on Court (i.e. positions 1 to 6)	Opp	Opponent	Pts	Points scored		
nn	Substitute where nn=jersey number of out going player						



Match Results

Informe del partido / Relatório da partida

P2

Match Duration: 1h15m

CAN vs BRA
0 vs 3

Team	Sets	1	2	3	Total
CAN	0	14	23	19	56
BRA	3	25	25	25	75
Playing Time		22m	25m	22m	1h09m

First Referee: CAMPBELL Joe (USA)

Second Referee: KONCNIK Peter (SLO)

CAN - Canada									
No	C/L	Name	1	2	3	4	5	Pts	
1		LEAROYD Douglas	3	3	3			1	
2		BARTHOLDY Mikael	5	5	5			5	
4		MATTHEWS Larry	2	2	2			2	
6		DRUMMOND Chad	1	1	1			6	
7	C	REBELO José	6	6	6			3	
10	L	DECHAIINE Eric	L	L	L			0	
13		ROSEN Paul	1					0	
14		STEWART Gregory	4	4	4			6	
Head Coach:		ALLEN Phil (CAN)							
Assistant Coach:		MATTHEWS Larry (CAN)							

BRA - Brazil									
No	C/L	Name	1	2	3	4	5	Pts	
1	L	MELO Rodrigo	L	L	L			0	
2		SILVA Claudio						0	
3		BORRAJO Guilherme	1	1				2	
4		SILVA Augusto	5	5	5			8	
5		SILVA Daniel	6	6	6			9	
6		SANTOS Deivisson		3	1			2	
7		CAMARGO Rogério	3	3	3			11	
8		FREITAS Giovani						0	
9		SILVA Gilberto				2		4	
10		LEITE Renato	4	4	4			14	
11	C	VILARINHO José Mauro	2	2				5	
12		REBOUÇAS Diogo						0	
Head Coach:		RIBEIRO Amauri (BRA)							
Assistant Coach:		CZINIEL Marco (BRA)							

TEAM AND PLAYER PERFORMANCES

Won	Total Atts	No	Name
14	70	Total Team	
5	10	6	DRUMMOND Chad
4	24	14	STEWART Gregory
3	13	2	BARTHOLDY Mikael
8	39	Total Team	
3	10	7	REBELO José
2	4	2	BARTHOLDY Mikael
1	8	4	MATTHEWS Larry
1	57	Total Team	
1	16	14	STEWART Gregory
33		Total Team	
56	166	Total Team	
6	44	14	STEWART Gregory

Scoring Skills
Spike
Block
Serve
Opp Error
Total
Best Scorer

Won	Total Atts	No	Name
35	93	Total Team	
9	16	10	LEITE Renato
8	18	7	CAMARGO Rogério
7	21	5	SILVA Daniel
11	35	Total Team	
4	10	10	LEITE Renato
3	8	4	SILVA Augusto
1	7	5	SILVA Daniel
9	74	Total Team	
3	16	7	CAMARGO Rogério
1	12	10	LEITE Renato
1	12	11	VILARINHO José Mauro
20		Total Team	
75	202	Total Team	
14	38	10	LEITE Renato

Legend:

Atts	Attempts	C	Team Captain	L	Libero Player	L	Substitute Libero
n	Starting Line-Up where n=starting position on Court (i.e. positions 1 to 6)	Opp	Opponent	Pts	Points scored		
nn	Substitute where nn=jersey number of out going player						



Match Results

Informe del partido / Relatório da partida

P2

Match Duration: 52m

CAN vs CRC
3 vs 0

Team	Sets	1	2	3	Total
CAN	3	25	25	25	75
CRC	0	8	12	10	30
Playing Time		15m	17m	14m	46m

First Referee: SANTOS Deborah (BRA)

Second Referee: CAMPBELL Joe (USA)

CAN - Canada									
No	C/L	Name	1	2	3	4	5	Pts	
1		LEAROYD Douglas		6	2			5	
2		BARTHOLDY Mikael	5	5	5			5	
4		MATTHEWS Larry	2	2				8	
6		DRUMMOND Chad	1	1	1			6	
7	C	REBELO José	6		6			3	
10	L	DECHAIINE Eric	L	L	L			0	
13		ROSEN Paul	3	3	3			4	
14		STEWART Gregory	4	4	4			21	
Head Coach:		ALLEN Phil (CAN)							
Assistant Coach:		MATTHEWS Larry (CAN)							

CRC - Costa Rica									
No	C/L	Name	1	2	3	4	5	Pts	
1	C	CASTRO Carlos	1	1	4			7	
2		CASTRO Orlando	4	2	2			0	
3		MADRIGAL Joaquin	5	5	5			1	
4		MEJIA Jesus	2					0	
6		RAMIREZ Reinaldo	3	3	3			0	
7		CARTIN Filemon						0	
8		GONZALEZ Silier	4	4	1			3	
9		SOLANO Edgar	6	6	6			1	
Head Coach:		RAMIREZ Reinaldo (CRC)							
Assistant Coach:									

TEAM AND PLAYER PERFORMANCES

Won	Total Atts	No	Name
31	60	Total Team	
13	23	14	STEWART Gregory
4	7	2	BARTHOLDY Mikael
4	6	4	MATTHEWS Larry
5	13	Total Team	
3	5	14	STEWART Gregory
2	3	4	MATTHEWS Larry
16	73	Total Team	
5	12	14	STEWART Gregory
4	11	1	LEAROYD Douglas
3	15	6	DRUMMOND Chad
23		Total Team	
75	146	Total Team	
21	40	14	STEWART Gregory

Scoring Skills
Spike
Block
Serve
Opp Error
Total
Best Scorer

Won	Total Atts	No	Name
11	52	Total Team	
7	16	1	CASTRO Carlos
3	22	8	GONZALEZ Silier
1	5	3	MADRIGAL Joaquin
1	16	Total Team	
1	4	9	SOLANO Edgar
0	32	Total Team	
18		Total Team	
30	100	Total Team	
7	25	1	CASTRO Carlos

Legend:

Atts	Attempts	C	Team Captain	L	Libero Player	L	Substitute Libero
n	Starting Line-Up where n=starting position on Court (i.e. positions 1 to 6)	Opp	Opponent	Pts	Points scored		
nn	Substitute where nn=jersey number of out going player						



Match Results

Informe del partido / Relatório da partida

P2
Match Duration: 1h30m

USA vs BRA
3 vs 0

Team	Sets	1	2	3	Total
USA	3	25	25	28	78
BRA	0	20	22	26	68
Playing Time		25m	27m	32m	1h24m

First Referee: BEGOVIC Nermin (BIH)

Second Referee: MARCOUX France (CAN)

USA - United States of America									
No	C/L	Name	1	2	3	4	5	Pts	
1	L	JOHNSON Matthew	L	L	L			0	
3		LEASE Curtis						0	
4		STORER Hugo						0	
5		DUDA Eric	3	4	3			4	
7		JOHNSON Bradley	6	1	6			13	
8		STUCK James		14	14			1	
9		GREEN Roderick						0	
10		LAFOREST Edgardo	5	6	5			8	
12	C	RASMUSSEN Brent	2	3	2			4	
13		FRANKLIN Josh		7	7			1	
14		ZABALA Jose	1	2	1			5	
15		SEILKOP Chris	4	5	4			11	
Head Coach:		HAMITER Bill (USA)							
Assistant Coach:		COLLINS Dixie (USA)							

BRA - Brazil									
No	C/L	Name	1	2	3	4	5	Pts	
1	L	MELO Rodrigo	L	L	L			0	
2		SILVA Claudio			5			4	
3		BORRAJO Guilherme						0	
4		SILVA Augusto	6					0	
5		SILVA Daniel	4	6	1			9	
6		SANTOS Deivisson	2	1	2			3	
7		CAMARGO Rogério	1	3	5			2	
8		FREITAS Giovani		7	4			4	
9		SILVA Gilberto	3	2	3			7	
10		LEITE Renato	5	4				4	
11	C	VILARINHO José Mauro						0	
12		REBOUÇAS Diogo	4	5	6			5	
Head Coach:		RIBEIRO Amauri (BRA)							
Assistant Coach:		CZINIEL Marco (BRA)							

TEAM AND PLAYER PERFORMANCES

Won	Total Atts	No	Name
34	90	Total Team	
10	22	15	SEILKOP Chris
8	12	7	JOHNSON Bradley
5	16	10	LAFOREST Edgardo
9	52	Total Team	
5	16	7	JOHNSON Bradley
2	7	10	LAFOREST Edgardo
1	16	5	DUDA Eric
4	77	Total Team	
1	15	14	ZABALA Jose
1	13	15	SEILKOP Chris
1	12	10	LAFOREST Edgardo
31		Total Team	
78	219	Total Team	
13	32	7	JOHNSON Bradley

Scoring Skills
Spike
Block
Serve
Opp Error
Total
Best Scorer

Won	Total Atts	No	Name
29	102	Total Team	
7	17	5	SILVA Daniel
5	21	9	SILVA Gilberto
5	13	12	REBOUÇAS Diogo
3	39	Total Team	
1	8	9	SILVA Gilberto
1	7	8	FREITAS Giovani
1	6	10	LEITE Renato
6	69	Total Team	
2	20	6	SANTOS Deivisson
2	6	5	SILVA Daniel
1	12	9	SILVA Gilberto
30		Total Team	
68	210	Total Team	
9	26	5	SILVA Daniel

Legend:

Atts	Attempts	C	Team Captain	L	Libero Player	L	Substitute Libero
n	Starting Line-Up where n=starting position on Court (i.e. positions 1 to 6)						
nn	Substitute where nn=jersey number of out going player						
Opp	Opponent	Pts	Points scored				



Players Ranking by Skills

Clasificación de los jugadores por habilidad / Classificação dos Jogadores por Habilidade

As of 19 AUG 2007 at 13:36

P5

BEST SCORERS

Rk	No	Name	NOC	Spike	Block	Serve	Total
1	14	STEWART Gregory	CAN	34	10	11	55
2	5	SILVA Daniel	BRA	35	5	6	46
3	10	LEITE Renato	BRA	27	9	4	40
4	7	JOHNSON Bradley	USA	27	12	-	39
5	10	LAFORREST Edgardo	USA	23	7	8	38
5	12	RASMUSSEN Brent	USA	32	2	4	38
7	7	CAMARGO Rogério	BRA	21	5	10	36
8	12	REBOUÇAS Diogo	BRA	25	6	3	34
8	4	MATTHEWS Larry	CAN	16	12	6	34
10	15	SEILKOP Chris	USA	25	3	4	32
11	7	REBELO José	CAN	16	9	6	31
12	5	DUDA Eric	USA	17	10	1	28
13	9	SILVA Gilberto	BRA	18	7	2	27
14	6	DRUMMOND Chad	CAN	19	4	3	26
15	8	FREITAS Giovani	BRA	19	5	1	25
16	2	BARTHOLDY Mikael	CAN	17	3	3	23
17	6	SANTOS Deivisson	BRA	5	1	14	20
17	1	CASTRO Carlos	CRC	16	2	2	20
19	14	ZABALA Jose	USA	9	4	6	19
20	11	VILARINHO José Mauro	BRA	13	1	2	16
20	4	STORER Hugo	USA	9	6	1	16
22	8	GONZALEZ Silier	CRC	11	3	-	14
22	8	STUCK James	USA	10	2	2	14
24	9	GREEN Roderick	USA	6	5	2	13
25	2	SILVA Claudio	BRA	8	3	1	12
25	4	SILVA Augusto	BRA	6	4	2	12
25	1	LEAROYD Douglas	CAN	8	-	4	12
28	3	LEASE Curtis	USA	6	2	2	10
29	9	SOLANO Edgar	CRC	5	3	-	8
30	3	BORRAJO Guilherme	BRA	2	4	1	7
30	13	FRANKLIN Josh	USA	4	-	3	7
32	13	ROSEN Paul	CAN	4	-	1	5
33	3	MADRIGAL Joaquin	CRC	2	-	-	2
33	4	MEJIA Jesus	CRC	2	-	-	2
33	6	RAMIREZ Reinaldo	CRC	1	-	1	2
36	2	CASTRO Orlando	CRC	1	-	-	1
36	7	CARTIN Filemon	CRC	1	-	-	1
38	1	MELO Rodrigo	BRA	-	-	-	-
38	10	DECHAIINE Eric	CAN	-	-	-	-
38	5	RAMIREZ Leyner	CRC	-	-	-	-
38	1	JOHNSON Matthew	USA	-	-	-	-
Tournament Totals				500	149	116	765




Players Ranking by Skills

Clasificación de los jugadores por habilidad / Classificação dos Jogadores por Habilidade


As of 19 AUG 2007 at 13:36

P5


BEST SPIKERS

Scoring Spikers		Rk	No	Name	NOC	Spikes	Faults	Shots	Total Attempts	Eff %
		1	5	SILVA Daniel	BRA	35	14	39	88	23.86
		2	15	SEILKOP Chris	USA	25	13	31	69	17.39
		3	12	RASMUSSEN Brent	USA	32	19	31	82	15.85
		4	6	DRUMMOND Chad	CAN	19	9	37	65	15.38
		5	14	STEWART Gregory	CAN	34	21	36	91	14.29
		6	10	LAFOREST Edgardo	USA	23	13	46	82	12.20
		7	7	REBELO José	CAN	16	14	32	62	3.23
		8	1	CASTRO Carlos	CRC	16	21	40	77	0.00
		8	8	GONZALEZ Silier	CRC	11	17	45	73	0.00
Limit		10	LEITE Renato	BRA	27	12	35	74		
15.00 %	Team Totals					500	321	762	1583	11.31

BEST BLOCKERS

Scoring Blockers		Rk	No	Name	NOC	Kill Blocks	Faults	Rebounds	Total Attempts	Avg by Set
		1	4	MATTHEWS Larry	CAN	12	7	12	31	0.80
		2	7	JOHNSON Bradley	USA	12	12	28	52	0.71
		3	14	STEWART Gregory	CAN	10	7	7	24	0.67
		4	7	REBELO José	CAN	9	8	20	37	0.60
		5	5	DUDA Eric	USA	10	8	21	39	0.59
		6	10	LEITE Renato	BRA	9	7	16	32	0.53
		7	10	LAFOREST Edgardo	USA	7	6	14	27	0.41
		7	9	SILVA Gilberto	BRA	7	3	9	19	0.41
		9	12	REBOUÇAS Diogo	BRA	6	6	18	30	0.35
		9	4	STORER Hugo	USA	6	2	-	8	0.35
Team Totals						149	167	325	641	2.33

BEST SERVERS

Scoring Servers		Rk	No	Name	NOC	Aces	Faults	Serve Hits	Total Attempts	Avg by Set
		1	6	SANTOS Deivisson	BRA	14	5	47	66	0.82
		2	14	STEWART Gregory	CAN	11	6	40	57	0.73
		3	7	CAMARGO Rogério	BRA	10	11	46	67	0.59
		4	10	LAFOREST Edgardo	USA	8	1	50	59	0.47
		5	4	MATTHEWS Larry	CAN	6	3	37	46	0.40
		5	7	REBELO José	CAN	6	2	35	43	0.40
		7	14	ZABALA Jose	USA	6	1	46	53	0.35
		7	5	SILVA Daniel	BRA	6	7	27	40	0.35
		9	1	LEAROYD Douglas	CAN	4	7	32	43	0.27
Team Totals						116	103	1038	1257	1.81



Players Ranking by Skills

Clasificación de los jugadores por habilidad / Classificação dos Jogadores por Habilidade


As of 19 AUG 2007 at 13:36

P5


BEST DIGGERS

Non-scoring Diggers		Rk	No	Name	NOC	Digs	Faults	Receptions	Total Attempts	Avg by Set
		1	1	MELO Rodrigo	BRA	23	15	33	71	1.35
		2	7	CAMARGO Rogério	BRA	17	16	29	62	1.00
		3	10	LAFOREST Edgardo	USA	15	10	32	57	0.88
		4	2	BARTHOLDY Mikael	CAN	13	7	35	55	0.87
		5	1	LEAROYD Douglas	CAN	12	17	26	55	0.80
		6	5	SILVA Daniel	BRA	13	11	28	52	0.76
		7	10	LEITE Renato	BRA	12	5	30	47	0.71
		8	6	DRUMMOND Chad	CAN	10	13	32	55	0.67
		9	6	SANTOS Deivisson	BRA	11	6	26	43	0.65
		10	7	REBELO José	CAN	9	16	42	67	0.60
Team Totals						252	326	663	1241	3.94

BEST SETTERS

Non-scoring Setters		Rk	No	Name	NOC	Running Sets	Faults	Still Sets	Total Attempts	Avg by Set
		1	3	BORRAJO Guilherme	BRA	74	3	32	109	4.35
		2	10	LEITE Renato	BRA	60	5	51	116	3.53
		3	2	BARTHOLDY Mikael	CAN	49	1	56	106	3.27
		4	14	ZABALA Jose	USA	50	4	50	104	2.94
		4	6	SANTOS Deivisson	BRA	50	-	43	93	2.94
		6	15	SEILKOP Chris	USA	42	3	45	90	2.47
		7	4	MATTHEWS Larry	CAN	33	7	33	73	2.20
		8	2	SILVA Claudio	BRA	27	1	28	56	1.59
		9	10	LAFOREST Edgardo	USA	25	-	21	46	1.47
		10	12	RASMUSSEN Brent	USA	24	-	33	57	1.41
Team Totals						524	53	684	1261	8.19

BEST RECEIVERS

Non-scoring Receivers		Rk	No	Name	NOC	Excellents	Faults	Serve Receptions	Total Attempts	Succ %
		1	1	JOHNSON Matthew	USA	46	2	25	73	63.01
		2	7	CAMARGO Rogério	BRA	57	1	33	91	62.64
			1	MELO Rodrigo	BRA	43	2	27	72	
			8	GONZALEZ Silier	CRC	10	10	40	60	
			1	CASTRO Carlos	CRC	6	10	43	59	
			9	SOLANO Edgar	CRC	18	10	28	56	
			10	DECHAINE Eric	CAN	21	4	29	54	
			7	REBELO José	CAN	19	1	23	43	
			6	RAMIREZ Reinaldo	CRC	2	9	29	40	
			4	MEJIA Jesus	CRC	2	6	31	39	
Limit	25.00 %									
Team Totals						447	83	530	1060	42.17




Players Ranking by Skills

Clasificación de los jugadores por habilidad / Classificação dos Jogadores por Habilidade

As of 19 AUG 2007 at 13:36

P5

BEST LIBEROS

Non-scoring Liberos	Rk	No	Name	NOC	Excellents	Faults	In Play	Total Attempts	Succ %
	1	1	MELO Rodrigo	BRA	66	17	60	143	46.15
	2	1	JOHNSON Matthew	USA	54	19	47	120	45.00
	3	10	DECHAINE Eric	CAN	25	9	48	82	30.49

Note:

Only players whose teams advanced to the quarterfinals are ranked.

Best scorers - 50 players are listed, except where ties would extend the list beyond 50 in which case the tied players are not listed.

Skills - 10 players are listed per skill, except where ties would extend the list beyond 10 in which case the tied players are not listed.

Legend:

Avg Average **Eff%** Efficiency **Rk** Rank **Succ %** Success %





Teams Ranking by Skills


Clasificación de los equipos por habilidades / Classificação das Equipes por Habilidades

As of 19 AUG 2007 at 13:36

P6

Scoring Spikers	Rk	Team	Spikes	Faults	Shots	Total Attempts	Eff %
	1	USA - UNITED STATES of AMERICA	168	86	186	440	18.64
	2	BRA - BRAZIL	179	100	247	526	15.02
	3	CAN - CANADA	114	68	196	378	12.17
	4	CRC - COSTA RICA	39	67	133	239	0.00
	Tournament Totals			500	321	762	1583

Scoring Blockers	Rk	Team	Kill Blocks	Faults	Rebounds	Total Attempts	Avg by Set
	1	USA - UNITED STATES of AMERICA	53	50	106	209	3.12
	2	BRA - BRAZIL	50	44	110	204	2.94
	3	CAN - CANADA	38	37	68	143	2.53
	4	CRC - COSTA RICA	8	36	41	85	0.53
	Tournament Totals			149	167	325	641

Scoring Servers	Rk	Team	Aces	Faults	Serve Hits	Total Attempts	Avg by Set
	1	BRA - BRAZIL	46	41	313	400	2.71
	2	CAN - CANADA	34	24	249	307	2.27
	3	USA - UNITED STATES of AMERICA	33	21	347	401	1.94
	4	CRC - COSTA RICA	3	17	129	149	0.20
	Tournament Totals			116	103	1038	1257





Teams Ranking by Skills


Clasificación de los equipos por habilidades / Classificação das Equipes por Habilidades

As of 19 AUG 2007 at 13:36

P6

Non-scoring Diggers	Rk	Team	Digs	Faults	Receptions	Total Attempts	Avg by Set
	1	BRA - BRAZIL	94	79	203	376	5.53
	2	USA - UNITED STATES of AMERICA	69	63	193	325	4.06
	3	CAN - CANADA	58	81	196	335	3.87
	4	CRC - COSTA RICA	31	103	71	205	2.07
Tournament Totals			252	326	663	1241	3.94

Non-scoring Setters	Rk	Team	Running Sets	Faults	Still Sets	Total Attempts	Avg by Set
	1	BRA - BRAZIL	228	12	202	442	13.41
	2	USA - UNITED STATES of AMERICA	160	12	196	368	9.41
	3	CAN - CANADA	118	15	167	300	7.87
	4	CRC - COSTA RICA	18	14	119	151	1.20
Tournament Totals			524	53	684	1261	8.19

Non-scoring Receivers	Rk	Name	Excellents	Faults	Serve Receptions	Total Attempts	Succ %
	1	BRA - BRAZIL	170	4	116	290	58.62
	2	USA - UNITED STATES of AMERICA	129	9	85	223	57.85
	3	CAN - CANADA	100	11	127	238	42.02
	4	CRC - COSTA RICA	48	59	202	309	15.53
Tournament Totals			447	83	530	1060	42.17

Note:

Only teams advancing to the quarterfinals are ranked.

Legend:

Avg Average **Eff%** Efficiency **Rk** Rank **Succ %** Success %

Basquetebol em Cadeira de Rodas
Baloncesto en Silla de Ruedas
Wheelchair Basketball





Medallists

Medallistas / Medalhistas

GOLD	SILVER	BRONZE
<p>USA-UNITED STATES of AMERICA</p> <p>4 MILLER Desiree 5 CISNEROS Patricia 6 HOSKINS Emily 7 RUDDLEL Jennifer 8 GONZALES Loraine 9 NICHOLS Alana 10 WHEELER Stephanie 11 CASTLE Sarah 12 MURRAY Rebecca 13 HOWITT Jennifer 14 MILFORD Mary Allison 15 HOFFMAN Carlee</p>	<p>CAN-CANADA</p> <p>4 KREMPIEN Jennifer 5 ALLARD Elaine 6 OHAMA Kendra 7 OUELLET Cindy 8 DESMAZES Jessica 9 BENOIT Chantal 10 HARNOCK Katie 11 PETTINICHI Sabrina 12 FRANKS Lisa 13 RADKE Lori 14 THOMAS Misty 15 WILLIAMS Elisha</p>	<p>MEX-MEXICO</p> <p>4 VÁZQUEZ Cecilia 5 RODRÍGUEZ Romy 6 TORRES LOPEZ Rocio 8 PÉREZ Anaisa 9 VÁZQUEZ Lucia 10 CÁMARA Rosa 11 CAMACHO Teresa 12 MIRANDA Claudia 13 MADRIGAL Lupita 14 VERA Rosa 15 GARCÍA Wendy</p>



Final Standings

Posiciones finales / Posições Finais

As of 18 AUG 2007

Group A								Games			Points		Class.
Rank		USA	CAN	MEX	BRA	ESA	ARG	Played	Won	Lost	For	Against	Points
1	USA	- -	57-43	82-34	76-30	86-12	82-9	5	5	0	383	128	10
2	CAN	43-57	- -	54-31	72-33	66-14	51-12	5	4	1	286	147	9
3	MEX	34-82	31-54	- -	57-34	48-15	83-3	5	3	2	253	188	8
4	BRA	30-76	33-72	34-57	- -	95-10	98-9	5	2	3	290	224	7
5	ESA	12-86	14-66	15-48	10-95	- -	36-31	5	1	4	87	326	6
6	ARG	9-82	12-51	3-83	9-98	31-36	- -	5	0	5	64	350	5

Final Phase		
Game	Teams	Result
Classification 5th-6th	ESA vs ARG	32-15
Bronze Medal	MEX vs BRA	48-46
Gold Medal	USA vs CAN	50-44

Final Standings				
Medal	Rank	Team	GP	W-L
Gold	1	USA	6	6-0
Silver	2	CAN	6	4-2
Bronze	3	MEX	6	4-2
	4	BRA	6	2-4
	5	ESA	6	2-4
	6	ARG	6	0-6

Legend:

GP Games Played W-L Win-Loss



Team Roster

Formacion del Equipo / Escalação das Equipes

ARG - ARGENTINA

As of 13 AUG 2007 at 9:52

No.	Name	Pos	Sport Class	Date of Birth	Club - Season 06/07	Int'l Games Played
4	VILLALBA Aida		4.0	05 MAY 1955		0
5	CABRERA Emiliana		2.0	30 MAY 1980		0
6	GALARZA Cristina		4.0	19 AUG 1962		0
7	MARTINEZ Claudia		1.0	11 SEP 1973		0
8	CORONEL Costanza		2.0	30 SEP 1975		0
9	LEITES da SILVA Amalia		2.0	24 JUL 1981		0
10	LEGORBURU Rosa		3.0	13 MAR 1954		0
11	FREZZETTI Veronica Lujan		2.0	27 SEP 1971		0
12	VIVAS Gloria		3.0	22 APR 1962		0
13	CARBAJO Susana		3.0	27 MAY 1951		0
14	BRACAMONTE Andrea		1.0	24 AUG 1971		0
15	ALONSO Alejandra		4.0	27 AUG 1964		0
Team Average						0.0

Team uniform colour:

Light: WHITE

Dark: BLUE

Note:

Number of international games played provided by NOC

Legend:

Pos Playing Position



Team Roster

Formacion del Equipo / Escalação das Equipes

BRA - BRAZIL

As of 13 AUG 2007 at 9:52

No.	Name	Pos	Sport Class	Date of Birth	Club - Season 06/07	Int'l Games Played
4	SANTOS REIS Cleonete		2.0	26 SEP 1976		0
5	CARVALHO Cintia		1.0	16 APR 1985		0
6	DE JESUS MAFRA Naidles		2.0	22 NOV 1977		0
7	COSTA Lucicleia		3.0	16 AUG 1980		0
8	SILVA Rosália		2.0	22 JAN 1970		0
9	MARTINS Lia		4.5	09 JUN 1987		0
10	ANDRADE Mônica		4.5	16 JAN 1979		0
11	MORAES Jucilene		4.0	25 NOV 1978		0
12	PANTOJA Ozineide		2.5	24 SEP 1971		0
13	FERNANDES Dilma		4.5	29 JUN 1976		0
14	FERRÃO Helena		4.0	17 JAN 1977		0
15	RAMOS SÁ Maria		4.0	14 JUL 1971		0
Team Average						0.0

Team uniform colour:

Light: YELLOW

Dark: GREEN

Note:

Number of international games played provided by NOC

Legend:

Pos Playing Position



Team Roster

Formacion del Equipo / Escalação das Equipes

CAN - CANADA

As of 13 AUG 2007 at 9:52

No.	Name	Pos	Sport Class	Date of Birth	Club - Season 06/07	Int'l Games Played
4	KREMPIEN Jennifer		1.0	19 FEB 1975		0
5	ALLARD Elaine		1.5	25 FEB 1977		0
6	OHAMA Kendra		2.5	01 JUN 1965		0
7	OUELLET Cindy		3.5	08 DEC 1988		0
8	DESMAZES Jessica		1.0	11 AUG 1983		0
9	BENOIT Chantal		3.5	01 OCT 1960		0
10	HARNOCK Katie		2.5	12 AUG 1983		0
11	PETTINCOCHI Sabrina		1.5	09 AUG 1972		0
12	FRANKS Lisa		1.0	06 APR 1982		0
13	RADKE Lori		4.5	27 FEB 1966		0
14	THOMAS Misty		4.5	01 JUL 1964		0
15	WILLIAMS Elisha		4.5	09 JUN 1978		0
Team Average						0.0

Team uniform colour:

Light: WHITE

Dark: RED

Note:

Number of international games played provided by NOC

Legend:

Pos Playing Position



Team Roster

Formacion del Equipo / Escalação das Equipes

ESA - EL SALVADOR

As of 13 AUG 2007 at 9:52

No.	Name	Pos	Sport Class	Date of Birth	Club - Season 06/07	Int'l Games Played
4	BONILLA Luz Marina		2.5	03 NOV 1980		0
5	BERNAL Daysi		2.0	30 JUL 1972		0
6	CHAVEZ Marleny		1.0	07 DEC 1978		0
7	ESCALANTE Morena		2.0	23 JAN 1972		0
8	ZELAYA Zuleyma		4.5	15 OCT 1973		0
9	LOPEZ Ana Maritza		3.5	23 MAY 1974		0
10	CHAVEZ Liliam Ivonne		3.0	19 JUN 1980		0
11	MONTENEGRO Ana Ruth		4.0	11 NOV 1961		0
12	LOPEZ Ana Miriam		3.5	02 AUG 1961		0
13	CHINCHILLA Jenny		1.0	05 OCT 1974		0
Team Average						0.0

Team uniform colour:

Light: WHITE

Dark: BLUE

Note:

Number of international games played provided by NOC

Legend:

Pos Playing Position



Team Roster

Formacion del Equipo / Escalação das Equipes

MEX - MEXICO

As of 13 AUG 2007 at 9:52

No.	Name	Pos	Sport Class	Date of Birth	Club - Season 06/07	Int'l Games Played
4	VÁZQUEZ Cecilia		2.5	19 DEC 1965		0
5	RODRÍGUEZ Romy		2.0	18 MAR 1967		0
6	TORRES LOPEZ Rocio		3.5	09 OCT 1973		0
8	PÉREZ Anaisa		2.0	16 JAN 1992		0
9	VÁZQUEZ Lucia		4.0	20 DEC 1965		0
10	CÁMARA Rosa		3.0	25 SEP 1956		0
11	CAMACHO Teresa		1.0	03 OCT 1978		0
12	MIRANDA Claudia		3.0	27 MAY 1978		0
13	MADRIGAL Lupita		4.0	11 DEC 1975		0
14	VERA Rosa		2.0	18 FEB 1965		0
15	GARCÍA Wendy		1.5	07 OCT 1980		0
Team Average						0.0

Team uniform colour:

Light: WHITE

Dark: RED

Note:

Number of international games played provided by NOC

Legend:

Pos Playing Position



Team Roster

Formacion del Equipo / Escalação das Equipes

USA - UNITED STATES of AMERICA

As of 13 AUG 2007 at 9:52

No.	Name	Pos	Sport Class	Date of Birth	Club - Season 06/07	Int'l Games Played
4	MILLER Desiree		4.0	12 AUG 1987		0
5	CISNEROS Patricia		2.0	12 NOV 1977		0
6	HOSKINS Emily		1.0	30 JAN 1983		0
7	RUDELL Jennifer		4.5	02 APR 1978		0
8	GONZALES Loraine		4.0	06 OCT 1977		0
9	NICHOLS Alana		2.5	21 MAR 1983		0
10	WHEELER Stephanie		2.0	16 JAN 1981		0
11	CASTLE Sarah		2.5	22 JAN 1984		0
12	MURRAY Rebecca		2.5	15 MAR 1990		0
13	HOWITT Jennifer		1.0	07 FEB 1982		0
14	MILFORD Mary Allison		1.0	28 MAR 1986		0
15	HOFFMAN Carlee		4.0	10 JUL 1986		0
Team Average						0.0

Team uniform colour:

Light: WHITE

Dark: BLUE

Note:

Number of international games played provided by NOC

Legend:

Pos Playing Position

Results

Resultados / Resultados

BRA 19 vs 32 CAN

Attendance: 0

Referees: QUINTANA Matias (ARG)

Commissioner: BESTILLEIRO Jorge (ARG)

Umpires: ESTRADA Euclides (MEX); HERRERA Jhatry Hosmall (VEN)

		Q1		Q2	
Scoring by 5 min intervals:	BRA	2	8	17	19
	CAN	10	14	18	32

BRA - BRAZIL

No.	Name	Class	MIN	Field Goals		2 Points		3 Points		Free Throws		Rebounds			AS	TO	ST	BS	PF	FO	PTS	
				M/A	%	M/A	%	M/A	%	M/A	%	OR	DR	TOT								
*4	SANTOS REIS Cleonete	2.0	20:00	0/1	0	0/1	0					3	3	1	1	1			1		0	
*5	CARVALHO Cintia	1.0	20:00						1/2	50		1	1		2					1	1	
*6	DE JESUS MAFRA Naildes	2.0	20:00	1/6	17	1/6	17					1	1		2				2	1	2	
*9	MARTINS Lia	4.5	20:00	1/1	100	1/1	100		0/2	0		2	2						2	2	2	
*11	MORAES Jucilene	4.0	20:00	7/16	44	7/15	47	0/1	0	0/5	0	1	1	1	6				2	5	14	
7	COSTA Lucicleia	3.0	00:00																		0	
8	SILVA Rosália	2.0	00:00																		0	
10	ANDRADE Mônica	4.5	00:00																		0	
12	PANTOJA Ozineide	2.5	00:00																		0	
13	FERNANDES Dilma	4.5	00:00																		0	
14	FERRÃO Helena	4.0	00:00																		0	
15	RAMOS SÁ Maria	4.0	00:00																		0	
Team/Coach																						
Totals				9/24	38	9/23	39	0/1	0	1/9	11	2	12	14	2	11	1			7	9	19
Coach																						
Assistant Coach																						

CAN - CANADA

No.	Name	Class	MIN	Field Goals		2 Points		3 Points		Free Throws		Rebounds			AS	TO	ST	BS	PF	FO	PTS	
				M/A	%	M/A	%	M/A	%	M/A	%	OR	DR	TOT								
*4	KREMPIEN Jennifer	1.0	09:36	0/2	0	0/2	0					2	2						2		0	
*6	OHAMA Kendra	2.5	20:00	3/7	43	3/7	43					3	1	4	2		1		1		6	
*9	BENOIT Chantal	3.5	12:03	4/7	57	4/7	57		0/4	0		5	5		3				1	2	8	
*11	PETTINCOCHI Sabrina	1.5	20:00	0/6	0	0/5	0	0/1	0			1		1	3	1			1		0	
*14	THOMAS Misty	4.5	15:48	8/17	47	8/17	47		0/1	0		8	9	17	2	2	2	1		3	16	
5	ALLARD Elaine	1.5	00:00																		0	
7	OUELLET Cindy	3.5	02:09	0/1	0	0/1	0														0	
8	DESMAZES Jessica	1.0	10:24	0/1	0	0/1	0												2	1	0	
10	HARNOCK Katie	2.5	00:00																		0	
12	FRANKS Lisa	1.0	00:00																		0	
13	RADKE Lori	4.5	10:00	1/2	50	1/2	50					1	2	3	2	2	1		2	1	2	
15	WILLIAMS Elisha	4.5	00:00																		0	
Team/Coach																						
Totals				16/43	37	16/42	38	0/1	0	0/5	0	19	17	36	7	10	5	1		9	7	32
Coach																						
Assistant Coach																						

	BRA	CAN
Points from Turnovers	5	10
Points in the Paint	12	26
Second Chance Points	2	14
Fast Break Points	4	6

	BRA	CAN
Biggest Lead	1	15
Biggest Scoring Run	13-0(15-14)	16-0(17-32)
Lead Changes	4	
Times Tied	1	

Legend:

%	Shooting Percentage	*	Starters	AS	Assists	BS	Blocked Shots
DR	Defensive Rebounds	FO	Fouls On	M/A	Made/Attempts	MIN	Minutes Played
OR	Offensive Rebounds	PF	Fouls	PTS	Points	Qx	Quarter Time
ST	Steals	TO	Turnovers	TOT	Total Rebounds		

Results

Resultados / Resultados

ESA 12 vs 86 USA

Attendance: 0

Referees: RETIZ Mauro (MEX)

Commissioner: MORAES Doris (BRA)

Umpires: DA SILVA Chris Roger Pires (BRA); GONZALES Herbert (URU)

		Q1		Q2		Q3		Q4	
Scoring by 5 min intervals:	ESA	0	0	2	6	6	8	8	12
	USA	18	26	39	51	61	72	76	86

ESA - EL SALVADOR

No.	Name	Class	MIN	Field Goals		2 Points		3 Points		Free Throws		Rebounds			AS	TO	ST	BS	PF	FO	PTS	
				M/A	%	M/A	%	M/A	%	M/A	%	OR	DR	TOT								
*4	BONILLA Luz Marina	2.5	33:57	0/1	0	0/1	0									3					0	
*7	ESCALANTE Morena	2.0	40:00	2/16	13	2/16	13								3	13	1		2		4	
*8	ZELAYA Zuleyma	4.5	21:25	0/5	0	0/5	0						3	3		4		1	1	1	0	
*10	CHAVEZ Liliam Ivonne	3.0	33:59	3/12	25	3/11	27	0/1	0				3	3		4			2		6	
*13	CHINCHILLA Jenny	1.0	07:32																		0	
5	BERNAL Daysi	2.0	06:03																		0	
6	CHAVEZ Marleny	1.0	32:28										1	1		1	1			1	0	
9	LOPEZ Ana Maritza	3.5	00:00																		0	
11	MONTENEGRO Ana Ruth	4.0	13:16	1/2	50	1/2	50						1	1	1				2	1	2	
12	LOPEZ Ana Miriam	3.5	11:20										1	1		1					0	
Team/Coach																						
Totals				6/36	17	6/35	17	0/1	0				1	11	12	4	26	2	1	7	3	12
Coach																						
Assistant Coach																						

USA - UNITED STATES OF AMERICA

No.	Name	Class	MIN	Field Goals		2 Points		3 Points		Free Throws		Rebounds			AS	TO	ST	BS	PF	FO	PTS
				M/A	%	M/A	%	M/A	%	M/A	%	OR	DR	TOT							
*5	CISNEROS Patricia	2.0	21:57	2/3	67	2/3	67					1	5	6	6	1	2			1	4
*7	RUDDLELL Jennifer	4.5	12:57	6/6	100	6/6	100					1	2	3	7		4			1	12
*8	GONZALES Loraine	4.0	15:23	5/10	50	5/10	50					5	2	7	1	1			1		10
*10	WHEELER Stephanie	2.0	18:03	2/3	67	2/3	67					1	1	2	5				1		4
*13	HOWITT Jennifer	1.0	15:46	2/4	50	2/4	50						1	1							4
4	MILLER Desiree	4.0	12:07	6/9	67	6/9	67		1/4	25	1		1							2	13
6	HOSKINS Emily	1.0	20:30	3/6	50	3/6	50					1		1	3	1			1		6
9	NICHOLS Alana	2.5	14:36	3/7	43	3/7	43		0/2	0	3	4	7	4						2	6
11	CASTLE Sarah	2.5	11:36	6/8	75	6/8	75					1	1	2			1				12
12	MURRAY Rebecca	2.5	18:45	2/4	50	2/4	50					3	3	2							4
14	MILFORD Mary Allison	1.0	23:44	3/5	60	3/5	60		1/2	50		1	1	2	1					1	7
15	HOFFMAN Carlee	4.0	08:37	2/4	50	2/4	50					1	1	2	3		2				4
Team/Coach																					
Totals				42/69	61	42/69	61			2/8	25	16	29	45	33	4	9		3	7	86
Coach																					
Assistant Coach																					

	ESA	USA
Points from Turnovers		34
Points in the Paint	2	72
Second Chance Points		24
Fast Break Points		16

	ESA	USA
Biggest Lead	0	74
Biggest Scoring Run	2-0(2-39)	39-0(0-39)
Lead Changes		0
Times Tied		0

Legend:

%	Shooting Percentage	*	Starters	AS	Assists	BS	Blocked Shots
DR	Defensive Rebounds	FO	Fouls On	M/A	Made/Attempts	MIN	Minutes Played
OR	Offensive Rebounds	OTx	Overtime	PF	Fouls	PTS	Points
Qx	Quarter Time	ST	Steals	TO	Turnovers	TOT	Total Rebounds

Results

Resultados / Resultados

MEX 83 vs 3 ARG

Attendance: 0

Referees: GOMEZ RUF Antonia (ESP) **Commissioner:** JORGE JUNIOR Jorge Jose (BRA)
Umpires: KREMARIK Frances (CAN); FERNANDEZ MACHUCA Hector (PUR)

		Q1		Q2		Q3		Q4	
Scoring by 5 min intervals:	MEX	10	19	27	35	48	65	73	83
	ARG	0	3	3	3	3	3	3	3

MEX - MEXICO

No.	Name	Class	MIN	Field Goals		2 Points		3 Points		Free Throws		Rebounds			AS	TO	ST	BS	PF	FO	PTS
				M/A	%	M/A	%	M/A	%	M/A	%	OR	DR	TOT							
*4	VÁZQUEZ Cecilia	2.5	23:39	2/9	22	2/9	22			0/2	0	3	1	4	4	1	3		2	3	4
*5	RODRÍGUEZ Romy	2.0	31:11	4/7	57	4/7	57			0/2	0	6	2	8	1	1	3		1	1	8
*8	PÉREZ Anaisa	2.0	31:11	7/9	78	7/9	78			0/2	0	3	1	4	2		9			1	14
*9	VÁZQUEZ Lucia	4.0	13:14	3/8	38	2/5	40	1/3	33	1/2	50	3	1	4	3	2	7		2	1	8
*12	MIRANDA Claudia	3.0	16:55	6/10	60	6/10	60			0/2	0	2	2	4	2	2	2			2	12
6	TORRES LOPEZ Rocio	3.5	08:19	2/8	25	2/6	33	0/2	0			3	1	4	1						4
10	CÁMARA Rosa	3.0	10:34	2/6	33	2/6	33					2	2	4	1	1	3		2		4
11	CAMACHO Teresa	1.0	08:29	1/2	50	1/2	50								1				1		2
13	MADRIGAL Lupita	4.0	11:09	3/10	30	2/9	22	1/1	100			3		3			2		2		7
14	VERA Rosa	2.0	18:40	3/8	38	3/8	38			0/3	0	5		5		2	3		1	3	6
15	GARCÍA Wendy	1.5	26:39	6/20	30	4/8	50	2/12	17	0/3	0	1	2	3	3	4	4		1	3	14
Team/Coach																					
Totals				39/97	40	35/79	44	4/18	22	1/16	6	33	15	48	18	13	36		12	14	83
Coach		DAVILA Aaron																			
Assistant Coach		ALMARAL William																			

ARG - ARGENTINA

No.	Name	Class	MIN	Field Goals		2 Points		3 Points		Free Throws		Rebounds			AS	TO	ST	BS	PF	FO	PTS
				M/A	%	M/A	%	M/A	%	M/A	%	OR	DR	TOT							
*5	CABRERA Emiliana	2.0	04:37													1					0
*6	GALARZA Cristina	4.0	25:16	1/7	14	1/7	14			1/4	25		2	2		10				4	3
*8	CORONEL Costanza	2.0	15:19	0/1	0	0/1	0						1	1		5					0
*9	LEITES da SILVA Amalia	2.0	31:53									1	1	2		11			1		0
*15	ALONSO Alejandra	4.0	20:36	0/5	0	0/5	0			0/2	0		7	7		11			5	4	0
4	VILLALBA Aida	4.0	28:07	0/2	0	0/1	0	0/1	0				4	4		11			1		0
7	MARTINEZ Claudia	1.0	18:40									1	1								0
10	LEGORBURU Rosa	3.0	10:52									5	5		4						0
11	FREZETTI Veronica Lujan	2.0	12:48									1	1		1			3			0
12	VIVAS Gloria	3.0	19:50									4	4	1	5			3	2		0
13	CARBAJO Susana	3.0	06:01									2	2		5			1	1		0
14	BRACAMONTE Andrea	1.0	06:01																	1	0
Team/Coach																					
Totals				1/15	7	1/14	7	0/1	0	1/6	17	1	34	35	1	64			14	12	3
Coach																					
Assistant Coach																					

	MEX	ARG
Points from Turnovers	54	
Points in the Paint	58	2
Second Chance Points	23	
Fast Break Points	32	

	MEX	ARG
Biggest Lead	80	0
Biggest Scoring Run	68-0(83-3)	3-0(15-3)
Lead Changes	1	
Times Tied	0	

Legend:

%	Shooting Percentage	*	Starters	AS	Assists	BS	Blocked Shots
DR	Defensive Rebounds	FO	Fouls On	M/A	Made/Attempts	MIN	Minutes Played
OR	Offensive Rebounds	OTx	Overtime	PF	Fouls	PTS	Points
Qx	Quarter Time	ST	Steals	TO	Turnovers	TOT	Total Rebounds

Results

Resultados / Resultados

BRA 34 vs 57 MEX

Attendance: 0

Referees: HERRERA Jhatry Hosmall (VEN)

Commissioner: KERR Trevor Andrew (CAN)

Umpires: GAUTHIER Sebastian (CAN); GONZALES Herbert (URU)

		Q1		Q2		Q3		Q4	
Scoring by 5 min intervals:	BRA	6	10	16	19	19	23	32	34
	MEX	5	8	10	17	27	31	40	57

BRA - BRAZIL

No.	Name	Class	MIN	Field Goals		2 Points		3 Points		Free Throws		Rebounds			AS	TO	ST	BS	PF	FO	PTS	
				M/A	%	M/A	%	M/A	%	M/A	%	OR	DR	TOT								
*4	SANTOS REIS Cleonete	2.0	23:05	0/1	0	0/1	0			0/2	0	1	8	9	1	3	1	1	5	2	0	
*5	CARVALHO Cintia	1.0	40:00	1/2	50	1/2	50					1	1	2		1			1		2	
*6	DE JESUS MAFRA Naildes	2.0	37:44	0/10	0	0/10	0			2/4	50	3	7	10	3	3	1		4	4	2	
*9	MARTINS Lia	4.5	33:26	4/11	36	4/11	36			1/2	50	5	4	9		2			3	4	9	
*11	MORAES Jucilene	4.0	38:42	6/19	32	6/18	33	0/1	0	5/10	50		3	3	4	11			3	7	17	
7	COSTA Lucicleia	3.0	01:18	0/1	0	0/1	0									1					0	
8	SILVA Rosália	2.0	18:04	2/4	50	2/4	50					2	4	6		3	2		1		4	
10	ANDRADE Mônica	4.5	04:01	0/4	0	0/4	0					1		1		1			1		0	
12	PANTOJA Ozineide	2.5	01:07																		0	
13	FERNANDES Dilma	4.5	02:33													1					0	
14	FERRÃO Helena	4.0	00:00																		0	
15	RAMOS SÁ Maria	4.0	00:00																		0	
Team/Coach																						
Totals				13/52	25	13/51	25	0/1	0	8/18	44	15	33	48	8	26	4	1	18	17	34	
Coach																						
Assistant Coach																						

MEX - MEXICO

No.	Name	Class	MIN	Field Goals		2 Points		3 Points		Free Throws		Rebounds			AS	TO	ST	BS	PF	FO	PTS	
				M/A	%	M/A	%	M/A	%	M/A	%	OR	DR	TOT								
*4	VÁZQUEZ Cecilia	2.5	23:14	1/6	17	1/6	17					1	4	5		2			2		2	
*5	RODRÍGUEZ Romy	2.0	16:28	0/4	0	0/4	0					3		3	1		2		1	1	0	
*6	TORRES LOPEZ Rocio	3.5	25:15	3/8	38	3/8	38					3	1	4	2	2			4	2	6	
*9	VÁZQUEZ Lucia	4.0	40:00	13/34	38	11/28	39	2/6	33	7/13	54	6	15	21		1	4	2	3	10	35	
*14	VERA Rosa	2.0	35:25	2/5	40	2/5	40			2/2	100	2		2	1		2			2	6	
8	PÉREZ Anaísa	2.0	00:40																		0	
10	CÂMARA Rosa	3.0	08:03	0/2	0	0/2	0									2			2		0	
11	CAMACHO Teresa	1.0	00:00																		0	
12	MIRANDA Claudia	3.0	12:38	1/10	10	1/10	10					1		1	4	1				1	2	
13	MADRIGAL Lupita	4.0	14:45	3/6	50	3/5	60	0/1	0			1	1	2		2			3	1	6	
15	GARCÍA Wendy	1.5	23:32	0/3	0	0/1	0	0/2	0			1	4	5			2	1	2		0	
Team/Coach																						
Totals				23/78	29	21/69	30	2/9	22	9/15	60	20	29	49	8	10	10	3	17	17	57	
Coach		DAVILA Aaron																				
Assistant Coach		ALMARAL William																				

	BRA	MEX
Points from Turnovers	6	16
Points in the Paint	22	30
Second Chance Points	6	16
Fast Break Points	10	10

	BRA	MEX
Biggest Lead	6	23
Biggest Scoring Run	5-0(32-38)	13-0(19-27)
Lead Changes	2	
Times Tied	2	

Legend:

%	Shooting Percentage	*	Starters	AS	Assists	BS	Blocked Shots
DR	Defensive Rebounds	FO	Fouls On	M/A	Made/Attempts	MIN	Minutes Played
OR	Offensive Rebounds	OTx	Overtime	PF	Fouls	PTS	Points
Qx	Quarter Time	ST	Steals	TO	Turnovers	TOT	Total Rebounds



Results

Resultados / Resultados

ESA 36 vs 31 ARG

Attendance: 0

Referees: ESTRADA Euclides (MEX)

Commissioner: MARIANO Pedro Antonio (BRA)

Umpires: BURFORD Jonathon (USA); FERNANDEZ MACHUCA Hector (PUR)

		Q1		Q2		Q3		Q4	
Scoring by 5 min intervals:	ESA	4	8	10	13	21	30	32	36
	ARG	4	8	12	14	21	23	27	31

ESA - EL SALVADOR

No.	Name	Class	MIN	Field Goals		2 Points		3 Points		Free Throws		Rebounds			AS	TO	ST	BS	PF	FO	PTS
				M/A	%	M/A	%	M/A	%	M/A	%	OR	DR	TOT							
*4	BONILLA Luz Marina	2.5	40:00	0/1	0	0/1	0			0/4	0	2	1	3	1	3			2	2	0
*5	BERNAL Daysi	2.0	09:13																		0
*7	ESCALANTE Morena	2.0	40:00	7/29	24	7/29	24			1/4	25	2	5	7	3	4	6	1	4	2	15
*8	ZELAYA Zuleyma	4.5	40:00	5/18	28	5/18	28			0/4	0	4	5	9	5	6	10			3	10
*10	CHAVEZ Liliam Ivonne	3.0	40:00	5/15	33	5/15	33			1/2	50	2	3	5	3	7	3	1		3	11
6	CHAVEZ Marleny	1.0	30:47							0/2	0	3	3	6			2			2	0
9	LOPEZ Ana Maritza	3.5	00:00																		0
11	MONTENEGRO Ana Ruth	4.0	00:00																		0
12	LOPEZ Ana Miriam	3.5	00:00																		0
13	CHINCHILLA Jenny	1.0	00:00																		0
Team/Coach																					
Totals				17/63	27	17/63	27			2/16	13	16	20	36	12	20	21	2	6	12	36
Coach		MERLOS Cristobal																			
Assistant Coach		RAMOS Mauricio																			

ARG - ARGENTINA

No.	Name	Class	MIN	Field Goals		2 Points		3 Points		Free Throws		Rebounds			AS	TO	ST	BS	PF	FO	PTS
				M/A	%	M/A	%	M/A	%	M/A	%	OR	DR	TOT							
*5	CABRERA Emiliana	2.0	26:55	1/4	25	1/4	25					2	2	4		4			4	1	2
*6	GALARZA Cristina	4.0	34:24	5/13	38	5/13	38					3	6	9		5	5		3		10
*8	CORONEL Costanza	2.0	28:35										3	3		1					0
*9	LEITES da SILVA Amalia	2.0	39:22	1/3	33	1/3	33					1	5	6	3	6	1			1	2
*15	ALONSO Alejandra	4.0	37:19	7/29	24	7/28	25	0/1	0	1/2	50	7	10	17	3	13	2		3	3	15
4	VILLALBA Aida	4.0	08:17										1	1	1	3					0
7	MARTINEZ Claudia	1.0	00:00																		0
10	LEGORBURU Rosa	3.0	00:38																		0
11	FREZETTI Veronica Lujan	2.0	01:40																		0
12	VIVAS Gloria	3.0	11:25	1/1	100	1/1	100						1	1	1	4	1	1	2	1	2
13	CARBAJO Susana	3.0	00:00																		0
14	BRACAMONTE Andrea	1.0	11:25												1						0
Team/Coach																					
Totals				15/50	30	15/49	31	0/1	0	1/2	50	14	35	49	8	37	9	1	13	6	31
Coach																					
Assistant Coach																					

	ESA	ARG
Points from Turnovers	13	8
Points in the Paint	18	24
Second Chance Points	8	20
Fast Break Points	8	6

	ESA	ARG
Biggest Lead	7	4
Biggest Scoring Run	8-0(25-21)	6-0(8-12)
Lead Changes	5	
Times Tied	5	

Legend:

%	Shooting Percentage	*	Starters	AS	Assists	BS	Blocked Shots
DR	Defensive Rebounds	FO	Fouls On	M/A	Made/Attempts	MIN	Minutes Played
OR	Offensive Rebounds	OTx	Overtime	PF	Fouls	PTS	Points
Qx	Quarter Time	ST	Steals	TO	Turnovers	TOT	Total Rebounds



Results

Resultados / Resultados

CAN 43 vs 57 USA

Attendance: 0

Referees: SALGUERO Cristian (ARG)

Commissioner: MORAES Doris (BRA)

Umpires: DA SILVA Chris Roger Pires (BRA); MATHIAS Gustavo Edson (BRA)

		Q1		Q2		Q3		Q4	
Scoring by 5 min intervals:	CAN	4	8	13	17	25	31	39	43
	USA	7	20	28	32	38	43	47	57

CAN - CANADA

No.	Name	Class	MIN	Field Goals		2 Points		3 Points		Free Throws		Rebounds			AS	TO	ST	BS	PF	FO	PTS	
				M/A	%	M/A	%	M/A	%	M/A	%	OR	DR	TOT								
*4	KREMPIEN Jennifer	1.0	36:11	2/6	33	2/6	33					1		1	1	2			1	1	4	
*6	OHAMA Kendra	2.5	19:42	3/4	75	3/4	75								1	5			1		6	
*9	BENOIT Chantal	3.5	29:55	3/13	23	3/13	23					5	5	2	3					3	6	
*11	PETTINCOCHI Sabrina	1.5	36:04	4/10	40	4/10	40			1/2	50	1	4	5	2	4			1	2	9	
*13	RADKE Lori	4.5	18:34	2/3	67	2/3	67			0/4	0	1	5	6	2	2			4	3	4	
5	ALLARD Elaine	1.5	00:00																		0	
7	OUELLET Cindy	3.5	20:18	2/5	40	2/5	40						2	2	1	2	1		1	4	4	
8	DESMAZES Jessica	1.0	03:49	0/1	0	0/1	0						1		1	1					0	
10	HARNOCK Katie	2.5	03:56										1	1							0	
12	FRANKS Lisa	1.0	00:00																		0	
14	THOMAS Misty	4.5	27:08	3/11	27	3/9	33	0/2	0	2/2	100	1	6	7	2	5	3		1	1	8	
15	WILLIAMS Elisha	4.5	04:23	1/1	100	1/1	100														2	
Team/Coach																						
Totals				20/54	37	20/52	38	0/2	0	3/8	38	8	25	33	12	23	4			9	14	43
Coach		FRICK Tim																				
Assistant Coach		NICHOLSON Trish																				

USA - UNITED STATES OF AMERICA

No.	Name	Class	MIN	Field Goals		2 Points		3 Points		Free Throws		Rebounds			AS	TO	ST	BS	PF	FO	PTS
				M/A	%	M/A	%	M/A	%	M/A	%	OR	DR	TOT							
*5	CISNEROS Patricia	2.0	26:23	2/7	29	2/7	29					2	3	5	4	2	2		3	1	4
*7	RUDELL Jennifer	4.5	29:33	9/22	41	9/16	56	0/6	0	2/3	67		3	3	4	4	2	1	4	3	20
*8	GONZALES Loraine	4.0	31:35	13/16	81	13/16	81			1/4	25	2	8	10	1	5	1	1	3	3	27
*10	WHEELER Stephanie	2.0	37:58	1/5	20	1/5	20					2	1	3	3	3	2		1	1	2
*13	HOWITT Jennifer	1.0	34:21	0/1	0	0/1	0									1	1		2	1	0
4	MILLER Desiree	4.0	00:00																		0
6	HOSKINS Emily	1.0	05:39	0/1	0	0/1	0														0
9	NICHOLS Alana	2.5	00:00																		0
11	CASTLE Sarah	2.5	15:39	0/2	0	0/2	0						6	6					1		0
12	MURRAY Rebecca	2.5	00:00																		0
14	MILFORD Mary Allison	1.0	00:00																		0
15	HOFFMAN Carlee	4.0	18:52	2/3	67	2/3	67					1	3	4		3	2		1		4
Team/Coach																					
Totals				27/57	47	27/51	53	0/6	0	3/7	43	7	28	35	12	18	10	2	15	9	57
Coach		LYKINS Ron																			
Assistant Coach		TAYLOR Robert																			

	CAN	USA
Points from Turnovers	12	15
Points in the Paint	34	30
Second Chance Points	14	10
Fast Break Points	4	2

	CAN	USA
Biggest Lead	2	17
Biggest Scoring Run	6-0(39-47)	9-0(4-11)
Lead Changes	2	
Times Tied	2	

Legend:

%	Shooting Percentage	*	Starters	AS	Assists	BS	Blocked Shots
DR	Defensive Rebounds	FO	Fouls On	M/A	Made/Attempts	MIN	Minutes Played
OR	Offensive Rebounds	OTx	Overtime	PF	Fouls	PTS	Points
Qx	Quarter Time	ST	Steals	TO	Turnovers	TOT	Total Rebounds

Results

Resultados / Resultados

BRA 95 vs 10 ESA

Attendance: 0

Referees: BURFORD Jonathon (USA)

Commissioner: KERR Trevor Andrew (CAN)

Umpires: ESTRADA Euclides (MEX); KREMARK Frances (CAN)

Scoring by 5 min intervals:		Q1		Q2		Q3		Q4	
BRA		9	25	29	45	58	73	87	95
ESA		0	2	4	5	8	10	10	10

BRA - BRAZIL

No.	Name	Class	MIN	Field Goals		2 Points		3 Points		Free Throws		Rebounds			AS	TO	ST	BS	PF	FO	PTS
				M/A	%	M/A	%	M/A	%	M/A	%	OR	DR	TOT							
*4	SANTOS REIS Cleonete	2.0	40:00	16/26	62	16/26	62			0/3	0	10	2	12	5	2	8	2	2	2	32
*5	CARVALHO Cintia	1.0	33:44	2/8	25	2/8	25					1	1	2	2		3		2	1	4
*6	DE JESUS MAFRA Naildes	2.0	17:01	2/6	33	2/6	33					2	1	3	2	1	1		1	2	4
*9	MARTINS Lia	4.5	16:10	5/7	71	5/7	71					2	1	3		1	4		1	1	10
*11	MORAES Jucilene	4.0	40:00	11/27	41	11/27	41			3/7	43	1	5	6	20	5	7		1	8	25
7	COSTA Lucicleia	3.0	07:49	3/5	60	3/5	60										1		1	1	6
8	SILVA Rosália	2.0	22:59	3/6	50	3/6	50					4		4	4	1	7		2		6
10	ANDRADE Mônica	4.5	06:56	3/5	60	3/5	60			0/1	0				1	3		2	2	6	
12	PANTOJA Ozineide	2.5	06:16	0/1	0	0/1	0														0
13	FERNANDES Dilma	4.5	03:28	1/4	25	1/4	25					2		2						1	2
14	FERRÃO Helena	4.0	01:53									1	1		1						0
15	RAMOS SÁ Maria	4.0	03:44																		0
Team/Coach																					
Totals				46/95	48	46/95	48			3/11	27	25	12	37	33	12	34	2	12	18	95
Coach																					
Assistant Coach																					

ESA - EL SALVADOR

No.	Name	Class	MIN	Field Goals		2 Points		3 Points		Free Throws		Rebounds			AS	TO	ST	BS	PF	FO	PTS
				M/A	%	M/A	%	M/A	%	M/A	%	OR	DR	TOT							
*4	BONILLA Luz Marina	2.5	22:47	1/1	100	1/1	100					1	1		6	1		5	1	2	
*6	CHAVEZ Marleny	1.0	34:19									4	4	1	11	1		4	2	0	
*7	ESCALANTE Morena	2.0	40:00	1/4	25	1/4	25			1/2	50	6	6		16	2	1	2	3	3	
*8	ZELAYA Zuleyma	4.5	36:21	1/7	14	1/7	14					9	9		13			1	3	2	
*10	CHAVEZ Liliam Ivonne	3.0	30:54	1/8	13	1/8	13			1/2	50	2	2		9		1		2	3	
5	BERNAL Daysi	2.0	06:16												2			5	1	0	
9	LOPEZ Ana Maritza	3.5	02:45												1			1		0	
11	MONTENEGRO Ana Ruth	4.0	06:16												3					0	
12	LOPEZ Ana Miriam	3.5	10:57									1	1	2	1	1				0	
13	CHINCHILLA Jenny	1.0	09:25												2					0	
Team/Coach																					
Totals				4/20	20	4/20	20			2/4	50	5	27	32	2	64	4	2	18	12	10
Coach				MERLOS Cristobal																	
Assistant Coach				RAMOS Mauricio																	

	BRA	ESA
Points from Turnovers	68	2
Points in the Paint	86	4
Second Chance Points	14	3
Fast Break Points	38	2

	BRA	ESA
Biggest Lead	85	0
Biggest Scoring Run	34-0(95-10)	2-0(13-2)
Lead Changes	1	
Times Tied	0	

Legend:

%	Shooting Percentage	*	Starters	AS	Assists	BS	Blocked Shots
DR	Defensive Rebounds	FO	Fouls On	M/A	Made/Attempts	MIN	Minutes Played
OR	Offensive Rebounds	OTx	Overtime	PF	Fouls	PTS	Points
Qx	Quarter Time	ST	Steals	TO	Turnovers	TOT	Total Rebounds



Results

Resultados / Resultados

CAN 54 vs 31 MEX

Attendance: 0

Referees: QUINTANA Matias (ARG)

Commissioner: MORAES Doris (BRA)

Umpires: DA SILVA Chris Roger Pires (BRA); HERRERA Jhatry Hosmall (VEN)

Scoring by 5 min intervals:		Q1		Q2		Q3		Q4	
CAN		8	18	25	28	32	38	48	54
MEX		0	3	9	11	15	19	23	31

CAN - CANADA

No.	Name	Class	MIN	Field Goals		2 Points		3 Points		Free Throws		Rebounds			AS	TO	ST	BS	PF	FO	PTS
				M/A	%	M/A	%	M/A	%	M/A	%	OR	DR	TOT							
*4	KREMPIEN Jennifer	1.0	14:52	1/3	33	1/3	33									1					2
*6	OHAMA Kendra	2.5	11:41	2/4	50	2/4	50								2	2	2		1		4
*9	BENOIT Chantal	3.5	10:29	1/1	100	1/1	100			0/2	0	1	3	4	1	2	1			2	2
*11	PETTINCOCHI Sabrina	1.5	15:08	4/10	40	4/10	40			2/3	67	1	2	3		1	1	1		2	10
*15	WILLIAMS Elisha	4.5	20:00	4/6	67	4/6	67						10	10	2						8
5	ALLARD Elaine	1.5	19:53	0/1	0	0/1	0			2/2	100	1		1						1	2
7	OUELLET Cindy	3.5	24:23	4/7	57	4/7	57			1/2	50	1	1	2	1	3	2			1	9
8	DESMAZES Jessica	1.0	13:34	2/3	67	2/3	67						2	2		1					4
10	HARNOCK Katie	2.5	20:00	5/13	38	5/13	38			1/2	50	1	1	2	1	3				2	11
12	FRANKS Lisa	1.0	20:00	0/1	0	0/1	0						1	1	1	2	3				0
13	RADKE Lori	4.5	17:55	1/4	25	1/4	25					2	4	6	5	1		1			2
14	THOMAS Misty	4.5	12:05	0/4	0	0/3	0	0/1	0				7	7	2	3	2		2	1	0
Team/Coach																					
Totals				24/57	42	24/56	43	0/1	0	6/11	55	9	34	43	15	19	13	2	3	9	54
Coach		FRICK Tim																			
Assistant Coach		NICHOLSON Trish																			

MEX - MEXICO

No.	Name	Class	MIN	Field Goals		2 Points		3 Points		Free Throws		Rebounds			AS	TO	ST	BS	PF	FO	PTS
				M/A	%	M/A	%	M/A	%	M/A	%	OR	DR	TOT							
*4	VÁZQUEZ Cecilia	2.5	22:17	3/4	75	3/4	75					1		1		1			1		6
*5	RODRÍGUEZ Romy	2.0	29:57	2/3	67	2/3	67					1	11	12		2	1				4
*6	TORRES LOPEZ Rocío	3.5	22:17	4/8	50	4/8	50			0/2	0		1	1		2			1	1	8
*9	VÁZQUEZ Lucía	4.0	23:06	1/5	20	1/4	25	0/1	0	1/2	50	2	5	7	3	4	4	1	3	1	3
*14	VERA Rosa	2.0	29:57	2/9	22	2/9	22					1		1	2	3			1		4
8	PÉREZ Anaísa	2.0	06:55	0/2	0	0/2	0						1	1			1				0
10	CÁMARA Rosa	3.0	20:51	1/11	9	1/11	9					1	1	2		1					2
11	CAMACHO Teresa	1.0	00:00																		0
12	MIRANDA Claudia	3.0	13:20	1/10	10	1/9	11	0/1	0						1	1	1		1		2
13	MADRIGAL Lupita	4.0	21:17	1/5	20	1/5	20					2	4	6	2	3	1		1		2
15	GARCÍA Wendy	1.5	10:03	0/2	0	0/1	0	0/1	0						1	2	1		1	1	0
Team/Coach																					
Totals				15/59	25	15/56	27	0/3	0	1/4	25	11	24	35	9	19	9	1	9	3	31
Coach		DAVILA Aaron																			
Assistant Coach		ALMARAL William																			

	CAN	MEX
Points from Turnovers	12	4
Points in the Paint	38	28
Second Chance Points	4	8
Fast Break Points	16	2

	CAN	MEX
Biggest Lead	27	0
Biggest Scoring Run	10-0(50-23)	4-0(32-17)
Lead Changes	1	
Times Tied	0	

Legend:

%	Shooting Percentage	*	Starters	AS	Assists	BS	Blocked Shots
DR	Defensive Rebounds	FO	Fouls On	M/A	Made/Attempts	MIN	Minutes Played
OR	Offensive Rebounds	OTx	Overtime	PF	Fouls	PTS	Points
Qx	Quarter Time	ST	Steals	TO	Turnovers	TOT	Total Rebounds



Results

Resultados / Resultados

ARG 9 vs 82 USA

Attendance: 0

Referees: GAUTHIER Sebastian (CAN)

Commissioner: MARIANO Pedro Antonio (BRA)

Umpires: HERRERA Jhatry Hosmall (VEN); NEGRI Paulo Henrique (BRA)

		Q1		Q2		Q3		Q4	
Scoring by 5 min intervals:	ARG	0	0	2	4	6	6	6	9
	USA	19	31	43	50	58	68	70	82

ARG - ARGENTINA

No.	Name	Class	MIN	Field Goals		2 Points		3 Points		Free Throws		Rebounds			AS	TO	ST	BS	PF	FO	PTS
				M/A	%	M/A	%	M/A	%	M/A	%	OR	DR	TOT							
*6	GALARZA Cristina	4.0	28:42	3/21	14	3/14	21	0/7	0			1	3	4		3	1		2		6
*8	CORONEL Costanza	2.0	20:00	0/1	0	0/1	0									2			1		0
*9	LEITES da SILVA Amalia	2.0	30:00									1	1	1	7	3			1		0
*14	BRACAMONTE Andrea	1.0	23:41												1				1		0
*15	ALONSO Alejandra	4.0	19:50	1/14	7	1/12	8	0/2	0	1/2	50	5	5		5				5	1	3
4	VILLALBA Aida	4.0	15:09												3	1			2		0
5	CABRERA Emiliana	2.0	16:19	0/2	0	0/2	0										1		3		0
7	MARTINEZ Claudia	1.0	00:00																		0
10	LEGORBURU Rosa	3.0	10:00									1	1								0
11	FREZETTI Veronica Lujan	2.0	10:00													1					0
12	VIVAS Gloria	3.0	16:19									1		1	2	2				1	0
13	CARBAJO Susana	3.0	10:00										1	1		1				1	0
Team/Coach																					
Totals				4/38	11	4/29	14	0/9	0	1/2	50	2	14	16	3	27	5	1	16	2	9
Coach																					
Assistant Coach																					

USA - UNITED STATES of AMERICA

No.	Name	Class	MIN	Field Goals		2 Points		3 Points		Free Throws		Rebounds			AS	TO	ST	BS	PF	FO	PTS	
				M/A	%	M/A	%	M/A	%	M/A	%	OR	DR	TOT								
*5	CISNEROS Patricia	2.0	15:21	3/4	75	3/4	75					1	1	5		1					6	
*7	RUDELL Jennifer	4.5	04:30	5/8	63	5/8	63					2		2	1	3				1	10	
*8	GONZALES Loraine	4.0	08:42	6/9	67	6/9	67			1/2	50	4	2	6	2	2				1	13	
*10	WHEELER Stephanie	2.0	11:23	0/3	0	0/3	0					1		1	1	3			1	2	0	
*13	HOWITT Jennifer	1.0	06:44	1/1	100	1/1	100						1	1							2	
4	MILLER Desiree	4.0	31:18	7/10	70	7/10	70			2/2	100	6	1	7	1	1	1			1	16	
6	HOSKINS Emily	1.0	17:36	1/3	33	1/3	33			1/2	50				1	1				1	3	
9	NICHOLS Alana	2.5	19:10	1/5	20	1/5	20			0/1	0	4	2	6	5	3			1	2	2	
11	CASTLE Sarah	2.5	17:40	3/5	60	3/5	60			1/4	25	2	3	5	4	1				2	7	
12	MURRAY Rebecca	2.5	30:00	4/8	50	4/8	50			0/2	0	1	3	4	1					1	8	
14	MILFORD Mary Allison	1.0	15:40	3/4	75	3/4	75						1	1	1						6	
15	HOFFMAN Carlee	4.0	21:56	4/12	33	4/12	33			1/2	50	3	3	6	3	2	4			5	9	
Team/Coach																						
Totals				38/72	53	38/72	53			6/15	40	23	31	54	25	8	14			2	16	82
Coach				LYKINS Ron																		
Assistant Coach				TAYLOR Robert																		

	ARG	USA
Points from Turnovers		38
Points in the Paint	2	52
Second Chance Points		36
Fast Break Points		2

	ARG	USA
Biggest Lead	0	73
Biggest Scoring Run	2-0(2-41)	41-0(0-41)
Lead Changes		0
Times Tied		0

Legend:

%	Shooting Percentage	*	Starters	AS	Assists	BS	Blocked Shots
DR	Defensive Rebounds	FO	Fouls On	M/A	Made/Attempts	MIN	Minutes Played
OR	Offensive Rebounds	OTx	Overtime	PF	Fouls	PTS	Points
Qx	Quarter Time	ST	Steals	TO	Turnovers	TOT	Total Rebounds


Results

Resultados / Resultados

ARG 12 vs 51 CAN
Attendance: 0
Referees: CONCEICAO Elias Maximino (BRA)

Commissioner: MARIANO Pedro Antonio (BRA)

Umpires: NEGRI Paulo Henrique (BRA); FERNANDEZ MACHUCA Hector (PUR)

		Q1		Q2		Q3		Q4	
Scoring by 5 min intervals:	ARG	4	4	4	4	4	4	4	12
	CAN	8	10	19	28	34	43	45	51

ARG - ARGENTINA

No.	Name	Class	MIN	Field Goals		2 Points		3 Points		Free Throws		Rebounds			AS	TO	ST	BS	PF	FO	PTS	
				M/A	%	M/A	%	M/A	%	M/A	%	OR	DR	TOT								
*6	GALARZA Cristina	4.0	24:50	5/18	28	5/15	33	0/3	0	0/2	0	4	4	1	4				2	2	10	
*8	CORONEL Costanza	2.0	24:42									2	2		1				3		0	
*9	LEITES da SILVA Amalia	2.0	31:18	0/1	0	0/1	0					2	2		3	1			1		0	
*14	BRACAMONTE Andrea	1.0	25:18																1		0	
*15	ALONSO Alejandra	4.5	10:00	1/4	25	1/3	33	0/1	0						3						2	
4	VILLALBA Aida	4.0	23:50	0/11	0	0/10	0	0/1	0						5						0	
5	CABRERA Emiliana	2.0	07:42	0/1	0	0/1	0					1	1								0	
7	MARTINEZ Claudia	1.0	00:00																		0	
10	LEGORBURU Rosa	3.0	15:18									2	2		2	1					0	
11	FREZETTI Veronica Lujan	2.0	07:00	0/1	0	0/1	0												1		0	
12	VIVAS Gloria	3.0	14:44									1	1		5				2	1	0	
13	CARBAJO Susana	3.0	15:18	0/2	0	0/2	0								1	1			1		0	
Team/Coach																						
Totals				6/38	16	6/33	18	0/5	0	0/2	0	1	15	16	1	24	3			11	3	12
Coach																						
Assistant Coach																						

CAN - CANADA

No.	Name	Class	MIN	Field Goals		2 Points		3 Points		Free Throws		Rebounds			AS	TO	ST	BS	PF	FO	PTS	
				M/A	%	M/A	%	M/A	%	M/A	%	OR	DR	TOT								
*4	KREMPIEN Jennifer	1.0	15:33	1/3	33	1/3	33					1	1		1	2					2	
*5	ALLARD Elaine	1.5	26:46	1/4	25	1/4	25					1	1	2	3	1	1				2	
*8	DESMAZES Jessica	1.0	30:25	2/6	33	2/6	33					5	3	8	1	4	1		1	1	4	
*11	PETTINICHI Sabrina	1.5	19:48	4/5	80	4/5	80			1/1	100	1	1	1	3	4	1			1	9	
*12	FRANKS Lisa	1.0	29:35	2/2	100	2/2	100					1	5	6	1	3	2		1		4	
6	OHAMA Kendra	2.5	11:31	3/4	75	3/3	100	0/1	0			1	2	3	1	1	1				6	
7	OUELLET Cindy	4.0	19:10	3/9	33	3/9	33			1/2	50	1	2	3	1	1	2			3	7	
9	BENOIT Chantal (C)	3.5	06:15	1/4	25	1/4	25								1		2			1	2	
10	HARNOCK Katie	2.5	16:22	1/2	50	1/2	50			1/1	100	1	1	1	4	1				1	3	
13	RADKE Lori	4.5	12:20	3/5	60	3/5	60					3	1	4	3	1					6	
14	THOMAS Misty	4.5	00:00																		0	
15	WILLIAMS Elisha	4.5	12:15	2/5	40	2/4	50	0/1	0	2/6	33	2	2		1				1	4	6	
Team/Coach																						
Totals				23/49	47	23/47	49	0/2	0	5/10	50	13	28	41	14	21	13			4	11	51
Coach				FRICK Tim																		
Assistant Coach				NICHOLSON Trish																		

	ARG	CAN
Points from Turnovers		17
Points in the Paint	2	38
Second Chance Points	2	17
Fast Break Points		10

	ARG	CAN
Biggest Lead	2	41
Biggest Scoring Run	4-0(10-47)	39-0(4-45)
Lead Changes		2
Times Tied		1

Legend:

%	Shooting Percentage	(C)	Captain	*	Starters	AS	Assists
BS	Blocked Shots	DR	Defensive Rebounds	FO	Fouls On	M/A	Made/Attempts
MIN	Minutes Played	OR	Offensive Rebounds	OTx	Overtime	PF	Fouls
PTS	Points	Qx	Quarter Time	ST	Steals	TO	Turnovers
TOT	Total Rebounds						



Results

Resultados / Resultados

MEX 48 vs 15 ESA

Attendance: 0

Referees: GOMEZ RUF Antonia (ESP)

Commissioner:

JORGE JUNIOR Jorge Jose (BRA)

Umpires:

HERRERA Jhatry Hosmall (VEN); MATHIAS Gustavo Edson (BRA)

Scoring by 5 min intervals:		Q1		Q2		Q3		Q4	
MEX		8	14	20	27	27	36	40	48
ESA		1	5	11	13	15	15	15	15

MEX - MEXICO

No.	Name	Class	MIN	Field Goals		2 Points		3 Points		Free Throws		Rebounds			AS	TO	ST	BS	PF	FO	PTS
				M/A	%	M/A	%	M/A	%	M/A	%	OR	DR	TOT							
*4	VÁZQUEZ Cecilia	2.5	19:21	4/9	44	4/9	44					3	2	5	1	3	3		1		8
*5	RODRÍGUEZ Romy	2.0	26:09	3/11	27	3/11	27			0/3	0	3	2	5	3	1	2		1	2	6
*8	PÉREZ Anaisa	2.5	28:59	1/1	100	1/1	100					2	4	6	2	2	2				2
*14	VERA Rosa	2.0	26:46	1/8	13	1/8	13			0/2	0		4	4		2	3		1	1	2
*15	GARCÍA Wendy	1.0	37:05	4/14	29	3/7	43	1/7	14	1/2	50	4	7	11	2	3	5		3	1	10
6	TORRES LOPEZ Rocio	3.5	00:00																		0
9	VÁZQUEZ Lucia	4.0	00:00	0/1	0	0/1	0														0
10	CÁMARA Rosa	3.0	14:06	3/12	25	3/12	25					2		2	2		6			1	6
11	CAMACHO Teresa	1.0	33:38	2/2	100	2/2	100						1	1	1	3			2	1	4
12	MIRANDA Claudia	3.0	13:56	5/14	36	5/14	36					3		3	2	1			1		10
13	MADRIGAL Lupita	4.0	00:00																		0
Team/Coach																					
Totals				23/72	32	22/65	34	1/7	14	1/7	14	18	23	41	13	15	21		9	6	48
Coach		DAVILA Aaron																			
Assistant Coach		ALMARAL William																			

ESA - EL SALVADOR

No.	Name	Class	MIN	Field Goals		2 Points		3 Points		Free Throws		Rebounds			AS	TO	ST	BS	PF	FO	PTS
				M/A	%	M/A	%	M/A	%	M/A	%	OR	DR	TOT							
*4	BONILLA Luz Marina	2.5	37:58	0/1	0	0/1	0					1	4	5		5	1			2	0
*6	CHAVEZ Marleny	1.0	40:00	0/1	0			0/1	0			1	2	3		5			1	1	0
*8	ZELAYA Zuleyma	4.5	40:00	2/11	18	2/11	18			0/2	0	4	16	20	2	10	3		1	1	4
*10	CHAVEZ Liliam Ivonne	3.0	38:18	2/13	15	2/13	15			1/6	17	1	3	4		9	1		2	5	5
*13	CHINCHILLA Jenny	1.0	06:46													1					0
5	BERNAL Daysi	1.5	02:02													1					0
7	ESCALANTE Morena	2.0	33:14	3/12	25	3/12	25					2	2	1	7			2		6	
9	LOPEZ Ana Maritza	3.5	00:00																		0
11	MONTENEGRO Ana Ruth	4.0	00:00																		0
12	LOPEZ Ana Miriam	3.5	01:42													2					0
Team/Coach																					
Totals				7/38	18	7/37	19	0/1	0	1/8	13	8	34	42	3	40	5		6	9	15
Coach		MERLOS Cristobal																			
Assistant Coach		RAMOS Mauricio																			

	MEX	ESA
Points from Turnovers	26	
Points in the Paint	36	8
Second Chance Points	6	6
Fast Break Points	14	2

	MEX	ESA
Biggest Lead	33	0
Biggest Scoring Run	21-0(48-15)	4-0(14-9)
Lead Changes	1	
Times Tied	0	

Legend:

%	Shooting Percentage	*	Starters	AS	Assists	BS	Blocked Shots
DR	Defensive Rebounds	FO	Fouls On	M/A	Made/Attempts	MIN	Minutes Played
OR	Offensive Rebounds	OTx	Overtime	PF	Fouls	PTS	Points
Qx	Quarter Time	ST	Steals	TO	Turnovers	TOT	Total Rebounds



Results

Resultados / Resultados

USA 76 vs 30 BRA

Attendance: 0

Referees: RETIZ Mauro (MEX)

Commissioner: KERR Trevor Andrew (CAN)

Umpires: ESTRADA Euclides (MEX); GONZALES Herbert (URU)

		Q1		Q2		Q3		Q4	
Scoring by 5 min intervals:	USA	13	20	30	32	42	54	66	76
	BRA	4	10	10	14	16	18	20	30

USA - UNITED STATES of AMERICA

No.	Name	Class	MIN	Field Goals		2 Points		3 Points		Free Throws		Rebounds			AS	TO	ST	BS	PF	FO	PTS
				M/A	%	M/A	%	M/A	%	M/A	%	OR	DR	TOT							
*5	CISNEROS Patricia	2.0	28:15	1/5	20	1/5	20			0/2	0	2	2	4	8	3	3		1	1	2
*7	RUDELL Jennifer	4.5	22:09	10/18	56	9/15	60	1/3	33	5/7	71	2	6	8	6	1	3	1	2	4	26
*8	GONZALES Loraine	4.0	27:24	9/12	75	9/12	75			0/2	0	2	6	8	2	1	3		1	1	18
*10	WHEELER Stephanie	2.0	27:21	2/5	40	2/5	40						1	2	3	4	1	3		1	4
*13	HOWITT Jennifer	1.0	10:00										1		1					1	0
4	MILLER Desiree	3.5	00:00																		0
6	HOSKINS Emily	1.0	10:00	0/1	0	0/1	0						1	1			1				0
9	NICHOLS Alana	2.5	20:00	3/7	43	3/7	43						3	3	6		1	2		2	6
11	CASTLE Sarah	2.5	14:21	3/6	50	3/6	50						1	2	3			2			6
12	MURRAY Rebecca	2.5	10:03	1/3	33	1/3	33														2
14	MILFORD Mary Allison	1.0	10:00																		0
15	HOFFMAN Carlee	4.0	20:27	5/16	31	5/16	31			2/2	100		3	3	5				1	2	12
Team/Coach																					
Totals				34/73	47	33/70	47	1/3	33	7/13	54	13	27	40	25	7	17	1	9	8	76
Coach		LYKINS Ron																			
Assistant Coach		TAYLOR Robert																			

BRA - BRAZIL

No.	Name	Class	MIN	Field Goals		2 Points		3 Points		Free Throws		Rebounds			AS	TO	ST	BS	PF	FO	PTS
				M/A	%	M/A	%	M/A	%	M/A	%	OR	DR	TOT							
*4	SANTOS REIS Cleonete	2.0	40:00	6/11	55	6/11	55					1	13	14	1	5			1	1	12
*5	CARVALHO Cintia	1.0	40:00	1/1	100	1/1	100						2	2	1	5			1	1	2
*6	DE JESUS MAFRA Naildes	2.0	32:06	2/5	40	2/5	40					1	4	5		6	1		2	1	4
*9	MARTINS Lia	4.5	22:40	0/2	0	0/2	0						3	3		4				3	0
*11	MORAES Jucilene	4.0	40:00	4/17	24	4/17	24			0/2	0		3	3	8	9			1	3	8
7	COSTA Lucicleia	3.0	00:00																		0
8	SILVA Rosália	2.0	07:54	1/1	100	1/1	100												2		2
10	ANDRADE Mônica	4.5	16:11	1/8	13	1/8	13						1	3	4	1	3		2		2
12	PANTOJA Ozineide	2.5	00:00																		0
13	FERNANDES Dilma	4.5	01:09																		0
14	FERRÃO Helena	4.0	00:00																		0
15	RAMOS SÁ Maria	4.0	00:00																		0
Team/Coach																					
Totals				15/45	33	15/45	33			0/2	0	4	29	33	11	32	1		9	9	30
Coach																					
Assistant Coach																					

	USA	BRA
Points from Turnovers	27	
Points in the Paint	56	28
Second Chance Points	19	
Fast Break Points	4	

	USA	BRA
Biggest Lead	48	2
Biggest Scoring Run	16-0(50-16)	4-0(2-4)
Lead Changes	3	
Times Tied	2	

Legend:

%	Shooting Percentage	*	Starters	AS	Assists	BS	Blocked Shots
DR	Defensive Rebounds	FO	Fouls On	M/A	Made/Attempts	MIN	Minutes Played
OR	Offensive Rebounds	OTx	Overtime	PF	Fouls	PTS	Points
Qx	Quarter Time	ST	Steals	TO	Turnovers	TOT	Total Rebounds

Results

Resultados / Resultados

USA 82 vs 34 MEX

Attendance: 0

Referees: SALGUERO Cristian (ARG)

Commissioner: MORAES Doris (BRA)

Umpires: DA SILVA Chris Roger Pires (BRA); NEGRI Paulo Henrique (BRA)

Scoring by 5 min intervals:		Q1		Q2		Q3		Q4	
USA		12	31	43	58	64	74	78	82
MEX		4	4	9	11	11	20	26	34

USA - UNITED STATES of AMERICA

No.	Name	Class	MIN	Field Goals		2 Points		3 Points		Free Throws		Rebounds			AS	TO	ST	BS	PF	FO	PTS
				M/A	%	M/A	%	M/A	%	M/A	%	OR	DR	TOT							
*5	CISNEROS Patricia	2.0	17:26	3/4	75	3/4	75					2	2	1	2	3		1		6	
*7	RUDELL Jennifer	4.5	19:21	9/14	64	9/13	69	0/1	0			6	6	4	2	1		2		18	
*8	GONZALES Loraine	4.0	23:13	11/13	85	11/13	85			2/5	40	2	7	9	1	1	3		2	6	24
*10	WHEELER Stephanie	2.0	21:55	5/6	83	5/6	83					1	1	4	4	3		1	1	10	
*13	HOWITT Jennifer	1.0	20:00	0/1	0	0/1	0													0	
4	MILLER Desiree	3.5	00:00																	0	
6	HOSKINS Emily	1.0	10:00															1		0	
9	NICHOLS Alana	2.5	15:54	2/3	67	2/3	67					2	2							4	
11	CASTLE Sarah	2.5	18:59	1/4	25	1/4	25			2/2	100			2	1	1		2	1	4	
12	MURRAY Rebecca	2.5	13:12	1/1	100	1/1	100					2	2							2	
14	MILFORD Mary Allison	1.0	10:00	0/1	0	0/1	0			0/2	0	2	2	1	1				1	0	
15	HOFFMAN Carlee	4.0	30:00	7/13	54	7/13	54			0/1	0	1	4	5	6	1			1	14	
Team/Coach																					
Totals				39/60	65	39/59	66	0/1	0	4/10	40	3	28	31	19	12	11		9	10	82
Coach		LYKINS Ron																			
Assistant Coach		TAYLOR Robert																			

MEX - MEXICO

No.	Name	Class	MIN	Field Goals		2 Points		3 Points		Free Throws		Rebounds			AS	TO	ST	BS	PF	FO	PTS
				M/A	%	M/A	%	M/A	%	M/A	%	OR	DR	TOT							
*4	VÁZQUEZ Cecilia	2.5	18:07	1/4	25	1/3	33	0/1	0					1	3				1	2	2
*5	RODRÍGUEZ Romy	2.0	21:23	0/3	0	0/3	0					1	1	1					1	1	0
*6	TORRES LOPEZ Rocio	3.5	36:12	6/9	67	6/9	67					3	3		4	1			3	12	
*9	VÁZQUEZ Lucia	4.0	37:09	8/21	38	8/18	44	0/3	0	1/3	33	1	8	9	1	7	3		2	3	17
*14	VERA Rosa	2.0	15:33	0/3	0	0/3	0							1	2					0	
8	PÉREZ Anaísa	2.5	12:49	1/3	33	1/3	33					2	1	3	1					1	2
10	CÁMARA Rosa	3.0	11:38	0/1	0	0/1	0							1	4	2				0	
11	CAMACHO Teresa	1.0	00:00																	0	
12	MIRANDA Claudia	3.0	16:37	0/4	0	0/4	0			1/2	50	1	1	2	2	2			1	1	
13	MADRIGAL Lupita	4.0	02:51																	0	
15	GARCÍA Wendy	1.0	27:41	0/3	0	0/2	0	0/1	0			2	4	6	2	1	1		3	0	
Team/Coach																					
Totals				16/51	31	16/46	35	0/5	0	2/5	40	6	20	26	9	24	7		10	8	34
Coach		DAVILA Aaron																			
Assistant Coach		ALMARAL William																			

	USA	MEX
Points from Turnovers	26	5
Points in the Paint	66	30
Second Chance Points	4	4
Fast Break Points	14	2

	USA	MEX
Biggest Lead	56	2
Biggest Scoring Run	21-0(31-4)	6-0(78-28)
Lead Changes	1	
Times Tied	1	

Legend:

%	Shooting Percentage	*	Starters	AS	Assists	BS	Blocked Shots
DR	Defensive Rebounds	FO	Fouls On	M/A	Made/Attempts	MIN	Minutes Played
OR	Offensive Rebounds	OTx	Overtime	PF	Fouls	PTS	Points
Qx	Quarter Time	ST	Steals	TO	Turnovers	TOT	Total Rebounds

Results

Resultados / Resultados

CAN 66 vs 14 ESA

Attendance: 0

Referees: MATHIAS Gustavo Edson (BRA)

Commissioner: JORGE JUNIOR Jorge Jose (BRA)

Umpires: BURFORD Jonathon (USA); GONZALES Anthony (USA)

Scoring by 5 min intervals:	CAN	Q1		Q2		Q3		Q4	
		10	16	20	26	30	48	56	66
	ESA	0	2	6	6	8	8	10	14

CAN - CANADA

No.	Name	Class	MIN	Field Goals		2 Points		3 Points		Free Throws		Rebounds			AS	TO	ST	BS	PF	FO	PTS	
				M/A	%	M/A	%	M/A	%	M/A	%	OR	DR	TOT								
*4	KREMPIEN Jennifer	1.0	13:29	1/2	50	1/2	50					1		1					1		2	
*7	OUELLET Cindy	4.0	28:08	7/10	70	7/10	70					1	2	3	1	4	2		1		14	
*9	BENOIT Chantal (C)	3.5	20:40	3/10	30	3/10	30			0/2	0	2	5	7	8	2				1	6	
*12	FRANKS Lisa	1.0	21:15	0/3	0	0/3	0			0/2	0	2	1	3	2		1				0	
*13	RADKE Lori	4.5	24:13	5/7	71	5/7	71					1	11	12	5	2			1		10	
5	ALLARD Elaine	1.5	18:45	0/1	0	0/1	0								1						0	
6	OHAMA Kendra	2.5	13:02	7/10	70	7/10	70						1	1	1						14	
8	DESMAZES Jessica	1.0	26:31	0/4	0	0/4	0					1	2	3	3	4	4			2	0	
10	HARNOCK Katie	2.5	14:37	4/8	50	4/8	50					1	3	4	2	1	2			1	8	
11	PETTINICHI Sabrina	1.5	00:00																		0	
14	THOMAS Misty	4.5	00:00																		0	
15	WILLIAMS Elisha	4.5	19:20	6/12	50	6/11	55	0/1	0	0/1	0	2	7	9	4	1	1		1	1	12	
Team/Coach																						
Totals				33/67	49	33/66	50	0/1	0	0/5	0	13	40	53	27	12	12			4	6	66
Coach		FRICK Tim																				
Assistant Coach		NICHOLSON Trish																				

ESA - EL SALVADOR

No.	Name	Class	MIN	Field Goals		2 Points		3 Points		Free Throws		Rebounds			AS	TO	ST	BS	PF	FO	PTS	
				M/A	%	M/A	%	M/A	%	M/A	%	OR	DR	TOT								
*4	BONILLA Luz Marina	2.5	40:00	0/1	0	0/1	0					1	1	2		2			2		0	
*6	CHAVEZ Marleny	1.0	40:00										4	4	4						0	
*7	ESCALANTE Morena	2.0	40:00	3/22	14	3/22	14						5	5		7	1		2	2	6	
*8	ZELAYA Zuleyma	4.5	40:00	2/15	13	2/14	14	0/1	0			3	9	12					1	2	4	
*10	CHAVEZ Liliam Ivonne	3.0	36:43	2/15	13	2/15	13						4	4		7			1		4	
5	BERNAL Daysi	1.5	00:00																		0	
9	LOPEZ Ana Maritza	3.5	00:00																		0	
11	MONTENEGRO Ana Ruth	4.0	00:00																		0	
12	LOPEZ Ana Miriam	3.5	03:17																		0	
13	CHINCHILLA Jenny	1.0	00:00																		0	
Team/Coach																						
Totals				7/53	13	7/52	13	0/1	0			6	24	30		20	1			6	4	14
Coach		MERLOS Cristobal																				
Assistant Coach		RAMOS Mauricio																				

	CAN	ESA
Points from Turnovers	22	2
Points in the Paint	60	4
Second Chance Points	20	2
Fast Break Points	16	

	CAN	ESA
Biggest Lead	52	0
Biggest Scoring Run	18-0(48-8)	4-0(16-4)
Lead Changes	1	
Times Tied	0	

Legend:

%	Shooting Percentage	(C)	Captain	*	Starters	AS	Assists
BS	Blocked Shots	DR	Defensive Rebounds	FO	Fouls On	M/A	Made/Attempts
MIN	Minutes Played	OR	Offensive Rebounds	OTx	Overtime	PF	Fouls
PTS	Points	Qx	Quarter Time	ST	Steals	TO	Turnovers
TOT	Total Rebounds						



Results

Resultados / Resultados

ARG 9 vs 98 BRA

Attendance: 0

Referees: ESTRADA Euclides (MEX)

Commissioner: KERR Trevor Andrew (CAN)

Umpires: HERRERA Jhatry Hosmall (VEN); GONZALES Herbert (URU)

Scoring by 5 min intervals:		Q1		Q2		Q3		Q4	
ARG		0	2	4	4	4	7	9	9
BRA		16	24	35	52	63	75	85	98

ARG - ARGENTINA

No.	Name	Class	MIN	Field Goals		2 Points		3 Points		Free Throws		Rebounds			AS	TO	ST	BS	PF	FO	PTS
				M/A	%	M/A	%	M/A	%	M/A	%	OR	DR	TOT							
*4	VILLALBA Aida	4.0	25:07	0/1	0	0/1	0					1	1		13	1			1	0	
*6	GALARZA Cristina	4.0	36:32	4/18	22	4/12	33	0/6	0	1/2	50	1	6	7	24	1		3		9	
*8	CORONEL Costanza	2.0	31:51									6	6		6			2	2	0	
*9	LEITES da SILVA Amalia	2.0	28:42									4	4		7			5		0	
*11	FREZETTI Veronica Lujan	2.0	34:01									1	1		4			4		0	
5	CABRERA Emiliana	2.0	03:19																	0	
7	MARTINEZ Claudia	1.0	00:00																	0	
10	LEGORBURU Rosa	3.0	05:59									1	1		1			1		0	
12	VIVAS Gloria	3.0	18:20											1	7			5	4	0	
13	CARBAJO Susana	3.0	07:06												1					0	
14	BRACAMONTE Andrea	1.0	09:03												1			2		0	
15	ALONSO Alejandra	4.5	00:00																	0	
Team/Coach																					
Totals				4/19	21	4/13	31	0/6	0	1/2	50	1	28	29	1	64	2		23	7	9
Coach		RITA Francisco																			
Assistant Coach		MELE Walter																			

BRA - BRAZIL

No.	Name	Class	MIN	Field Goals		2 Points		3 Points		Free Throws		Rebounds			AS	TO	ST	BS	PF	FO	PTS
				M/A	%	M/A	%	M/A	%	M/A	%	OR	DR	TOT							
*4	SANTOS REIS Cleonete	2.0	40:00	6/13	46	6/13	46			1/4	25	15	2	17	3	1	5			4	13
*5	CARVALHO Cintia	1.0	25:25	0/2	0	0/2	0			0/2	0	3		3					2	0	
*6	DE JESUS MAFRA Naidies	2.0	24:35	3/8	38	3/8	38					1	1	5	4	4		2		6	
*9	MARTINS Lia	4.5	10:00	4/6	67	4/6	67					2		2						8	
*11	MORAES Juclilene	4.0	35:38	21/43	49	20/42	48	1/1	100	3/11	27	1		11	3	8		1	10	46	
7	COSTA Lucicleia	3.0	10:03	1/3	33	1/3	33			0/1	0	1	1	2		4		1	1	2	
8	SILVA Rosália	2.0	20:00	0/4	0	0/4	0			0/4	0	1	1	2	1		3		2	0	
10	ANDRADE Mônica	4.5	04:22	5/6	83	5/6	83			0/1	0	2		2		1			1	10	
12	PANTOJA Ozineide	2.5	08:54	1/4	25	1/4	25			1/2	50	2		2				1	1	3	
13	FERNANDES Dilma	4.5	05:25	3/3	100	3/3	100							1				1		6	
14	FERRÃO Helena	4.0	11:19	1/5	20	1/5	20					5		5	1	1	1	1	1	2	
15	RAMOS SÁ Maria	4.0	04:19	1/1	100	1/1	100					1		1		1		1		2	
Team/Coach																					
Totals				46/98	47	45/97	46	1/1	100	5/25	20	34	12	46	24	10	26		8	21	98
Coach		CORREA Wilson																			
Assistant Coach		TEIXERA Ana																			

	ARG	BRA
Points from Turnovers	2	64
Points in the Paint	4	66
Second Chance Points	2	36
Fast Break Points		12

	ARG	BRA
Biggest Lead	0	89
Biggest Scoring Run	3-0(7-69)	36-0(4-69)
Lead Changes	0	
Times Tied	0	

Legend:

%	Shooting Percentage	*	Starters	AS	Assists	BS	Blocked Shots
DR	Defensive Rebounds	FO	Fouls On	M/A	Made/Attempts	MIN	Minutes Played
OR	Offensive Rebounds	OTx	Overtime	PF	Fouls	PTS	Points
Qx	Quarter Time	ST	Steals	TO	Turnovers	TOT	Total Rebounds



Results

Resultados / Resultados

ESA 32 vs 15 ARG

Attendance: 0

Referees: DA SILVA Chris Roger Pires (BRA)

Commissioner: MARIANO Pedro Antonio (BRA)

Umpires: MATHIAS Gustavo Edson (BRA); NEGRI Paulo Henrique (BRA)

		Q1		Q2		Q3		Q4	
Scoring by 5 min intervals:	ESA	4	8	12	16	20	26	32	32
	ARG	2	2	5	9	9	9	9	15

ESA - EL SALVADOR

No.	Name	Class	MIN	Field Goals		2 Points		3 Points		Free Throws		Rebounds			AS	TO	ST	BS	PF	FO	PTS
				M/A	%	M/A	%	M/A	%	M/A	%	OR	DR	TOT							
*4	BONILLA Luz Marina	2.5	40:00	0/1	0	0/1	0			0/4	0	1	4	5	1	2	5		4	4	0
*6	CHAVEZ Marleny	1.0	40:00	0/1	0	0/1	0			0/2	0	1	3	4		7	3		1	2	0
*7	ESCALANTE Morena	2.0	40:00	4/21	19	4/21	19			0/2	0	1	5	6	5	7	5		3	2	8
*8	ZELAYA Zuleyma	4.5	35:42	8/17	47	8/17	47			0/2	0	6	6	12	1	4	4		3	2	16
*10	CHAVEZ Liliam Ivonne	3.0	37:16	4/18	22	4/18	22			0/9	0	5	8	13	3	3	3		1	7	8
5	BERNAL Daysi	1.5	00:00																		0
9	LOPEZ Ana Maritza	3.5	02:44									1	1			1			2		0
11	MONTENEGRO Ana Ruth	4.0	00:00													2					0
12	LOPEZ Ana Miriam	3.5	04:18																		0
13	CHINCHILLA Jenny	1.0	00:00																		0
Team/Coach																					
Totals				16/58	28	16/58	28			0/19	0	14	31	45	10	26	20		14	17	32
Coach		MERLOS Cristobal																			
Assistant Coach		RAMOS Mauricio																			

ARG - ARGENTINA

No.	Name	Class	MIN	Field Goals		2 Points		3 Points		Free Throws		Rebounds			AS	TO	ST	BS	PF	FO	PTS
				M/A	%	M/A	%	M/A	%	M/A	%	OR	DR	TOT							
*6	GALARZA Cristina	4.0	18:06	0/9	0	0/9	0						4	4		5	3		1		0
*9	LEITES da SILVA Amalia	2.0	40:00	2/6	33	2/6	33					1	5	6	1	11	1		4	2	4
*11	FREZETTI Veronica Lujan	2.0	34:54	1/8	13	1/8	13			0/2	0	1	3	4	1	8	1		4	4	2
*14	BRACAMONTE Andrea	1.0	30:16							0/2	0		2	2		1					0
*15	ALONSO Alejandra	4.5	31:53	4/17	24	4/17	24			1/3	33	1	14	15	1	9	4		3	7	9
4	VILLALBA Aida	4.0	19:03	0/1	0	0/1	0					1	3	4	2	7			1		0
5	CABRERA Emiliana	2.0	00:00																		0
7	MARTINEZ Claudia	1.0	00:00																		0
8	CORONEL Costanza	2.0	14:50	0/1	0	0/1	0						1	1		2	1		1		0
10	LEGORBURU Rosa	3.0	00:00																		0
12	VIVAS Gloria	3.0	10:58									1	1		1	1			3		0
13	CARBAJO Susana	3.0	00:00																		0
Team/Coach																					
Totals				7/42	17	7/42	17			1/7	14	7	38	45	5	44	11		17	14	15
Coach		RITA Francisco																			
Assistant Coach		MELE Walter																			

	ESA	ARG
Points from Turnovers	22	4
Points in the Paint	20	8
Second Chance Points	2	2
Fast Break Points	4	2

	ESA	ARG
Biggest Lead	23	0
Biggest Scoring Run	18-0(32-9)	6-0(32-15)
Lead Changes	1	
Times Tied	1	

Legend:

%	Shooting Percentage	*	Starters	AS	Assists	BS	Blocked Shots
DR	Defensive Rebounds	FO	Fouls On	M/A	Made/Attempts	MIN	Minutes Played
OR	Offensive Rebounds	OTx	Overtime	PF	Fouls	PTS	Points
Qx	Quarter Time	ST	Steals	TO	Turnovers	TOT	Total Rebounds



Results

Resultados / Resultados

MEX 48 vs 46 BRA

Attendance: 0

Referees: GONZALES Anthony (USA)

Commissioner: KERR Trevor Andrew (CAN)

Umpires: HERRERA Jhatry Hosmall (VEN); GONZALES Herbert (URU)

		Q1		Q2		Q3		Q4	
Scoring by 5 min intervals:	MEX	2	8	12	20	28	36	40	48
	BRA	7	13	17	19	27	33	37	46

MEX - MEXICO

No.	Name	Class	MIN	Field Goals		2 Points		3 Points		Free Throws		Rebounds			AS	TO	ST	BS	PF	FO	PTS	
				M/A	%	M/A	%	M/A	%	M/A	%	OR	DR	TOT								
*4	VÁZQUEZ Cecilia	2.5	24:46	3/13	23	3/13	23					2	4	6	2		1		2		6	
*5	RODRÍGUEZ Romy	2.0	23:10	1/3	33	1/3	33					1	1	2					1		2	
*6	TORRES LOPEZ Rocio	3.5	28:03	3/8	38	3/7	43	0/1	0			1	5	6	1	1	1		2	2	6	
*9	VÁZQUEZ Lucia	4.0	37:14	9/25	36	9/23	39	0/2	0	4/9	44	3	6	9	9		3		3	9	22	
*14	VERA Rosa	2.0	22:00	0/2	0	0/2	0									1	1		2		0	
8	PÉREZ Anaísa	2.5	00:00																		0	
10	CÁMARA Rosa	3.0	04:41	1/2	50	1/2	50			0/1	0					1			3	1	2	
11	CAMACHO Teresa	1.0	00:00																		0	
12	MIRANDA Claudia	3.0	10:33	3/8	38	3/7	43	0/1	0	0/1	0		1	1		1				1	6	
13	MADRIGAL Lupita	4.0	14:43	1/4	25	1/4	25					1	2	3	1				1	1	2	
15	GARCÍA Wendy	1.0	34:50	1/4	25	1/3	33	0/1	0			4	2	6					2		2	
Team/Coach																						
Totals				22/69	32	22/64	34	0/5	0	4/11	36	14	23	37	13	4	6			16	14	48
Coach		DAVILA Aaron																				
Assistant Coach		ALMARAL William																				

BRA - BRAZIL

No.	Name	Class	MIN	Field Goals		2 Points		3 Points		Free Throws		Rebounds			AS	TO	ST	BS	PF	FO	PTS
				M/A	%	M/A	%	M/A	%	M/A	%	OR	DR	TOT							
*4	SANTOS REIS Cleonete	2.0	40:00	7/9	78	7/9	78					5	7	12	2	1		1	3		14
*5	CARVALHO Cintia	1.0	40:00	1/3	33	1/3	33					3	4	7	1	1			1		2
*6	DE JESUS MAFRA Naidies	2.0	40:00	5/7	71	5/7	71			1/2	50		6	6	2	3	1		4	4	11
*9	MARTINS Lia	4.5	40:00	6/13	46	6/13	46					5	12	17	1	5	1	2	3	1	12
*11	MORAES Jucilene	4.0	40:00	3/25	12	3/24	13	0/1	0	1/6	17		4	4	10	4	2		3	11	7
7	COSTA Lucicleia	3.0	00:00																		0
8	SILVA Rosália	2.0	00:00																		0
10	ANDRADE Mônica	4.5	00:00																		0
12	PANTOJA Ozineide	2.5	00:00																		0
13	FERNANDES Dilma	4.5	00:00																		0
14	FERRÃO Helena	4.0	00:00																		0
15	RAMOS SÁ Maria	4.0	00:00																		0
Team/Coach																					
Totals				22/57	39	22/56	39	0/1	0	2/8	25	14	37	51	16	14	4	3	14	16	46
Coach		CORREA Wilson																			
Assistant Coach		TEIXERA Ana																			

	MEX	BRA
Points from Turnovers	6	
Points in the Paint	34	36
Second Chance Points	6	8
Fast Break Points	2	4

	MEX	BRA
Biggest Lead	5	7
Biggest Scoring Run	6-0(8-9)	7-0(0-7)
Lead Changes	9	
Times Tied	1	

Legend:

%	Shooting Percentage	*	Starters	AS	Assists	BS	Blocked Shots
DR	Defensive Rebounds	FO	Fouls On	M/A	Made/Attempts	MIN	Minutes Played
OR	Offensive Rebounds	OTx	Overtime	PF	Fouls	PTS	Points
Qx	Quarter Time	ST	Steals	TO	Turnovers	TOT	Total Rebounds



Results

Resultados / Resultados

USA 50 vs 44 CAN

Attendance: 0

Referees: GOMEZ RUF Antonia (ESP)

Commissioner: JORGE JUNIOR Jorge Jose (BRA)

Umpires: ESTRADA Euclides (MEX); RETIZ Mauro (MEX)

Scoring by 5 min intervals:		Q1		Q2		Q3		Q4	
USA		4	10	16	21	27	32	43	50
CAN		4	8	8	16	22	28	37	44

USA - UNITED STATES of AMERICA

No.	Name	Class	MIN	Field Goals		2 Points		3 Points		Free Throws		Rebounds			AS	TO	ST	BS	PF	FO	PTS
				M/A	%	M/A	%	M/A	%	M/A	%	OR	DR	TOT							
*5	CISNEROS Patricia	2.0	32:14	2/8	25	2/8	25					1	2	3	1	4	2		3		4
*7	RUDELLE Jennifer	4.5	40:00	7/25	28	7/22	32	0/3	0	7/11	64	8	8	2	3	3	1	3	8		21
*8	GONZALES Loraine	4.0	33:42	4/13	31	4/13	31			3/7	43	6	4	10	1		3	1	4	5	11
*10	WHEELER Stephanie	2.0	40:00	3/12	25	3/12	25			4/6	67	1	5	6	4	1	3		2	4	10
*13	HOWITT Jennifer	1.0	34:49												1	1			1		0
4	MILLER Desiree	3.5	00:00																		0
6	HOSKINS Emily	1.0	05:11																	1	0
9	NICHOLS Alana	2.5	00:00																		0
11	CASTLE Sarah	2.5	07:46	2/4	50	2/4	50														4
12	MURRAY Rebecca	2.5	00:00																		0
14	MILFORD Mary Allison	1.0	00:00																		0
15	HOFFMAN Carlee	4.0	06:18	0/3	0	0/3	0						1	1							0
Team/Coach																					
Totals				18/65	28	18/62	29	0/3	0	14/24	58	10	22	32	8	9	12	2	13	18	50
Coach		LYKINS Ron																			
Assistant Coach		TAYLOR Robert																			

CAN - CANADA

No.	Name	Class	MIN	Field Goals		2 Points		3 Points		Free Throws		Rebounds			AS	TO	ST	BS	PF	FO	PTS
				M/A	%	M/A	%	M/A	%	M/A	%	OR	DR	TOT							
*4	KREMPIEN Jennifer	1.0	40:00	2/2	100	2/2	100					1	1	2	1	1		1	3		4
*7	OUELLET Cindy	4.0	28:11	3/7	43	3/5	60	0/2	0			1	8	9	2	6	1		2	1	6
*9	BENOIT Chantal (C)	3.5	30:33	4/12	33	4/12	33						4	4	3	7			1	2	8
*11	PETTINICHI Sabrina	1.5	40:00	6/12	50	6/10	60	0/2	0	1/2	50	1	8	9	2	4	1		3		13
*13	RADKE Lori	4.5	27:48	2/5	40	2/4	50	0/1	0	1/1	100		10	10	5	4			4	3	5
5	ALLARD Elaine	1.5	00:00																		0
6	OHAMA Kendra	2.5	11:49	3/3	100	3/3	100					1	1	2	2	2			2		6
8	DESMAZES Jessica	1.0	00:00																		0
10	HARNOCK Katie	2.5	00:00																		0
12	FRANKS Lisa	1.0	00:00																		0
14	THOMAS Misty	4.5	11:00	0/4	0	0/4	0			0/2	0		5	5		5			1	5	0
15	WILLIAMS Elisha	4.5	10:39	1/2	50	1/1	100	0/1	0	0/2	0					2			2	1	2
Team/Coach																					
Totals				21/47	45	21/41	51	0/6	0	2/7	29	4	39	43	15	31	2	1	18	12	44
Coach		FRICK Tim																			
Assistant Coach		NICHOLSON Trish																			

	USA	CAN
Points from Turnovers	21	8
Points in the Paint	26	34
Second Chance Points	15	
Fast Break Points		16

	USA	CAN
Biggest Lead	13	2
Biggest Scoring Run	8-0(43-30)	9-0(43-39)
Lead Changes	1	
Times Tied	3	

Legend:

%	Shooting Percentage	(C)	Captain	*	Starters	AS	Assists
BS	Blocked Shots	DR	Defensive Rebounds	FO	Fouls On	M/A	Made/Attempts
MIN	Minutes Played	OR	Offensive Rebounds	OTx	Overtime	PF	Fouls
PTS	Points	Qx	Quarter Time	ST	Steals	TO	Turnovers
TOT	Total Rebounds						

Cumulative Statistics

Estadísticas Acumuladas / Estatísticas Cumulativas

USA - UNITED STATES of AMERICA After 6 Games

No.	Name	Class	GP	MIN	MPG	Field Goals		2 Points		3 Points		Free Throws		Rebounds			AS	TO	ST	BS	PF	FO	PTS	PPG
						M/A	%	M/A	%	M/A	%	M/A	%	OR	DR	TOT								
7	RUDELL Jennifer	4.5	6	128	21:25	46/93	49	45/80	56	1/13	8	14/21	67	5	25	30	24	10	16	3	11	17	107	17.8
8	GONZALES Loraine	4.0	6	139	23:19	48/73	66	48/73	66			7/20	35	21	29	50	8	8	12	2	11	16	103	17.2
4	MILLER Desiree	3.5	2	43	21:42	13/19	68	13/19	68			3/6	50	7	1	8	1	1	1		3	29	14.5	
15	HOFFMAN Carlee	4.0	6	106	17:41	20/51	39	20/51	39			3/5	60	6	15	21	17	6	8		2	8	43	7.2
11	CASTLE Sarah	2.5	6	86	14:20	15/29	52	15/29	52			3/6	50	4	12	16	6	2	4		3	3	33	5.5
10	WHEELER Stephanie	2.0	6	156	26:06	13/34	38	13/34	38			4/6	67	6	10	16	21	9	14		7	8	30	5.0
9	NICHOLS Alana	2.5	4	69	17:25	9/22	41	9/22	41			0/3	0	10	11	21	9	4	2		3	4	18	4.5
5	CISNEROS Patricia	2.0	6	141	23:36	13/31	42	13/31	42			0/2	0	6	15	21	25	12	13		8	3	26	4.3
12	MURRAY Rebecca	2.5	4	72	18:00	8/16	50	8/16	50			0/2	0	1	8	9	3					1	16	4.0
14	MILFORD Mary Allison	1.0	4	59	14:51	6/10	60	6/10	60			1/4	25		4	4	4	2				2	13	3.3
6	HOSKINS Emily	1.0	6	68	11:29	4/11	36	4/11	36			1/2	50	1	1	2	4	2	1		2	2	9	1.5
13	HOWITT Jennifer	1.0	6	121	20:16	3/7	43	3/7	43					1	4	5		2	2		4	1	6	1.0
Team/Coach																								
Totals						198/396	50	197/383	51	1/13	8	36/77	47	72	165	237	122	58	73	5	51	68	433	72.2
Opponents						82/271	30	82/248	33	0/23	0	8/24	33	25	138	163	54	163	21	3	69	48	172	28.7

AVERAGES PER GAME

	USA	Opponents
Points from Turnovers	161	25
Points in the Paint	302	130
Second Chance Points	108	18
Fast Break Points	38	22

	USA	Opponents
Total Field Goals Made	33.0	13.7
2 Points Field Goals Made	32.8	13.7
3 Points Field Goals Made	0.2	
Free Throws Made	6.0	1.3
Offensive Rebounds	12.0	4.2
Defensive Rebounds	27.5	23.0
Total Rebounds	39.5	27.2
Assists	20.3	9.0
Fouls	8.5	11.5
Turnovers	9.7	27.2
Steals	12.2	3.5
Blocked Shots	0.8	0.5
Points from Turnovers	26.8	4.2
Points in the Paint	50.3	21.7
Second Chance Points	18.0	3.0
Fast Break Points	6.3	3.7

Legend:

%	Shooting Percentage	AS	Assists	BS	Blocked Shots	DR	Defensive Rebounds
FO	Fouls On	GP	Games Played	M/A	Made/Attempt	MIN	Minutes Played
MPG	Minutes Played Per Game	OR	Offensive Rebounds	PF	Fouls	PPG	Points Per Game
PTS	Points	ST	Steals	TO	Turnovers	TOT	Total Rebounds

Cumulative Statistics

Estadísticas Acumuladas / Estatísticas Cumulativas

CAN - CANADA After 6 Games

No.	Name	Class	GP	MIN	MPG	Field Goals		2 Points		3 Points		Free Throws		Rebounds			AS	TO	ST	BS	PF	FO	PTS	PPG
						M/A	%	M/A	%	M/A	%	M/A	%	OR	DR	TOT								
11	PETTINICHI Sabrina	1.5	5	136	27:23	19/47	40	19/44	43	0/3	0	5/8	63	4	15	19	9	16	5	1	7	5	43	8.6
7	OUELLET Cindy	4.0	6	137	22:54	24/47	51	24/44	55	0/3	0	2/4	50	4	17	21	6	17	9		5	9	50	8.3
6	OHAMA Kendra	2.5	6	92	15:26	22/34	65	22/33	67	0/1	0			5	6	11	10	10	4		5		44	7.3
9	BENOIT Chantal	3.5	6	125	20:50	21/56	38	21/56	38			0/8	0	9	23	32	18	17	3		2	12	42	7.0
14	THOMAS Misty	4.5	4	70	17:44	13/40	33	13/37	35	0/3	0	2/5	40	9	28	37	7	15	9	1	4	11	28	7.0
15	WILLIAMS Elisha	4.5	6	84	14:03	19/40	48	19/36	53	0/4	0	2/9	22	7	25	32	6	4	6		4	6	40	6.7
10	HARNOCK Katie	2.5	4	54	13:43	10/23	43	10/23	43			2/3	67	2	6	8	4	8	3			4	22	5.5
13	RADKE Lori	4.5	6	113	18:51	14/26	54	14/25	56	0/1	0	1/5	20	8	33	41	23	10	3	1	12	7	29	4.8
4	KREMPIEN Jennifer	1.0	6	144	24:06	8/19	42	8/19	42					4	5	9	2	6	2	1	7	1	16	2.7
8	DESMAZES Jessica	1.0	5	88	17:46	4/16	25	4/16	25					7	7	14	5	9	5		3	4	8	1.6
12	FRANKS Lisa	1.0	4	75	18:57	2/7	29	2/7	29			0/2	0	4	7	11	4	5	6		1	1	4	1.0
5	ALLARD Elaine	1.5	4	75	18:49	1/7	14	1/7	14			2/2	100	2	1	3	4	1	1			1	4	1.0
Team/Coach																						1		
Totals						157/362	43	157/347	45	0/15	0	16/46	35	74	200	274	98	118	56	4	51	61	330	55.0
Opponents						89/324	27	89/305	29	0/19	0	19/50	38	42	140	182	34	115	37	5	63	50	197	32.8

AVERAGES PER GAME

	CAN	Opponents
Points from Turnovers	89	47
Points in the Paint	256	114
Second Chance Points	79	43
Fast Break Points	84	12

	CAN	Opponents
Total Field Goals Made	26.2	14.8
2 Points Field Goals Made	26.2	14.8
3 Points Field Goals Made		
Free Throws Made	2.7	3.2
Offensive Rebounds	12.3	7.0
Defensive Rebounds	33.3	23.3
Total Rebounds	45.7	30.3
Assists	16.3	5.7
Fouls	8.5	10.5
Turnovers	19.7	19.2
Steals	9.3	6.2
Blocked Shots	0.7	0.8
Points from Turnovers	14.8	7.8
Points in the Paint	42.7	19.0
Second Chance Points	13.2	7.2
Fast Break Points	14.0	2.0

Legend:

%	Shooting Percentage	AS	Assists	BS	Blocked Shots	DR	Defensive Rebounds
FO	Fouls On	GP	Games Played	M/A	Made/Attempt	MIN	Minutes Played
MPG	Minutes Played Per Game	OR	Offensive Rebounds	PF	Fouls	PPG	Points Per Game
PTS	Points	ST	Steals	TO	Turnovers	TOT	Total Rebounds

Cumulative Statistics

Estadísticas Acumuladas / Estatísticas Cumulativas

MEX - MEXICO After 6 Games

No.	Name	Class	GP	MIN	MPG	Field Goals		2 Points		3 Points		Free Throws		Rebounds			AS	TO	ST	BS	PF	FO	PTS	PPG
						M/A	%	M/A	%	M/A	%	M/A	%	OR	DR	TOT								
9	VÁZQUEZ Lucia	4.0	5	150	30:08	34/94	36	31/79	39	3/15	20	14/29	48	15	35	50	16	14	21	3	13	24	85	17.0
6	TORRES LOPEZ Rocio	3.5	5	120	24:01	18/41	44	18/38	47	0/3	0	0/2	0	7	11	18	4	9	2		10	5	36	7.2
12	MIRANDA Claudia	3.0	6	83	13:59	16/56	29	16/54	30	0/2	0	1/5	20	7	4	11	11	8	3		2	5	33	5.5
4	VÁZQUEZ Cecilia	2.5	6	131	21:54	14/45	31	14/44	32	0/1	0	0/2	0	10	11	21	8	10	7		9	5	28	4.7
15	GARCÍA Wendy	1.0	6	159	26:38	11/46	24	8/22	36	3/24	13	1/5	20	12	19	31	8	10	13	1	12	5	26	4.3
8	PÉREZ Anaisa	2.5	5	80	16:06	9/15	60	9/15	60			0/2	0	7	7	14	4	3	12		2	18	3.6	
13	MADRIGAL Lupita	4.0	5	64	12:57	8/25	32	7/23	30	1/2	50			7	7	14	3	5	3		7	2	17	3.4
5	RODRÍGUEZ Romy	2.0	6	148	24:43	10/31	32	10/31	32			0/5	0	14	17	31	6	4	8		5	5	20	3.3
14	VERA Rosa	2.0	6	148	24:43	8/35	23	8/35	23			2/7	29	8	4	12	4	10	9		5	6	18	3.0
11	CAMACHO Teresa	1.0	2	42	21:03	3/4	75	3/4	75						1	1	2	3			3	1	6	3.0
10	CÁMARA Rosa	3.0	6	69	11:38	7/34	21	7/34	21			0/1	0	5	3	8	4	9	11		7	2	14	2.3
Team/Coach																								
Totals						138/426	32	131/379	35	7/47	15	18/58	31	102	134	236	70	85	89	4	73	62	301	50.2
Opponents						106/279	38	106/273	39	0/6	0	22/61	36	50	200	250	62	175	37	6	64	73	234	39.0

AVERAGES PER GAME

	MEX	Opponents
Points from Turnovers	111	44
Points in the Paint	216	172
Second Chance Points	63	28
Fast Break Points	62	46

	MEX	Opponents
Total Field Goals Made	23.0	17.7
2 Points Field Goals Made	21.8	17.7
3 Points Field Goals Made	1.2	
Free Throws Made	3.0	3.7
Offensive Rebounds	17.0	8.3
Defensive Rebounds	22.3	33.3
Total Rebounds	39.3	41.7
Assists	11.7	10.3
Fouls	12.2	10.7
Turnovers	14.2	29.2
Steals	14.8	6.2
Blocked Shots	0.7	1.0
Points from Turnovers	18.5	7.3
Points in the Paint	36.0	28.7
Second Chance Points	10.5	4.7
Fast Break Points	10.3	7.7

Legend:

%	Shooting Percentage	AS	Assists	BS	Blocked Shots	DR	Defensive Rebounds
FO	Fouls On	GP	Games Played	M/A	Made/Attempt	MIN	Minutes Played
MPG	Minutes Played Per Game	OR	Offensive Rebounds	PF	Fouls	PPG	Points Per Game
PTS	Points	ST	Steals	TO	Turnovers	TOT	Total Rebounds

Cumulative Statistics

Estadísticas Acumuladas / Estatísticas Cumulativas

BRA - BRAZIL After 6 Games

No.	Name	Class	GP	MIN	MPG	Field Goals		2 Points		3 Points		Free Throws		Rebounds			AS	TO	ST	BS	PF	FO	PTS	PPG
						M/A	%	M/A	%	M/A	%	M/A	%	OR	DR	TOT								
11	MORAES Jucilene	4.0	6	231	38:37	53/153	35	52/149	35	1/4	25	12/41	29	3	18	21	55	41	18		11	45	119	19.8
4	SANTOS REIS Cleonete	2.0	6	223	37:10	38/66	58	38/66	58			1/11	9	34	37	71	13	16	15	4	12	10	77	12.8
9	MARTINS Lia	4.5	6	148	24:40	20/40	50	20/40	50			1/4	25	14	25	39	1	13	5	2	9	12	41	6.8
6	DE JESUS MAFRA Naildes	2.0	6	185	30:56	14/46	30	14/46	30			3/6	50	6	21	27	12	22	8		17	12	31	5.2
10	ANDRADE Mônica	4.5	5	34	06:49	9/23	39	9/23	39			0/2	0	4	3	7	1	6	4		5	3	18	3.6
8	SILVA Rosália	2.0	5	83	16:44	7/20	35	7/20	35			0/4	0	8	7	15	5	5	12		5	2	14	2.8
5	CARVALHO Cintia	1.0	6	210	35:02	6/23	26	6/23	26			1/6	17	9	9	18	4	10	3		5	6	13	2.2
7	COSTA Lucicleia	3.0	4	21	05:26	4/9	44	4/9	44			0/1	0		2	2	2	1	5		2	2	8	2.0
13	FERNANDES Dilma	4.5	5	15	03:02	4/8	50	4/8	50					2	1	3	1	2			1	1	8	1.6
12	PANTOJA Ozineide	2.5	3	16	05:25	1/5	20	1/5	20			1/2	50	2		2					1	1	3	1.0
15	RAMOS SÁ Maria	4.0	2	8	04:01	1/1	100	1/1	100					1		1		1			1		2	1.0
14	FERRÃO Helena	4.0	3	22	07:22	1/5	20	1/5	20					5	2	7	2	2	1		1		2	0.7
Team/Coach																								
Totals						158/399	40	157/395	40	1/4	25	19/77	25	99	150	249	96	119	71	6	70	94	336	56.0
Opponents						123/347	35	120/321	37	3/26	12	23/50	46	80	168	248	64	161	51	7	96	67	272	45.3

AVERAGES PER GAME

	BRA	Opponents
Points from Turnovers	143	71
Points in the Paint	262	180
Second Chance Points	70	70
Fast Break Points	72	40

	BRA	Opponents
Total Field Goals Made	26.3	20.5
2 Points Field Goals Made	26.2	20.0
3 Points Field Goals Made	0.2	0.5
Free Throws Made	3.2	3.8
Offensive Rebounds	16.5	13.3
Defensive Rebounds	25.0	28.0
Total Rebounds	41.5	41.3
Assists	16.0	10.7
Fouls	11.7	16.0
Turnovers	19.8	26.8
Steals	11.8	8.5
Blocked Shots	1.0	1.2
Points from Turnovers	23.8	11.8
Points in the Paint	43.7	30.0
Second Chance Points	11.7	11.7
Fast Break Points	12.0	6.7

Legend:

%	Shooting Percentage	AS	Assists	BS	Blocked Shots	DR	Defensive Rebounds
FO	Fouls On	GP	Games Played	M/A	Made/Attempt	MIN	Minutes Played
MPG	Minutes Played Per Game	OR	Offensive Rebounds	PF	Fouls	PPG	Points Per Game
PTS	Points	ST	Steals	TO	Turnovers	TOT	Total Rebounds

Cumulative Statistics

Estadísticas Acumuladas / Estatísticas Cumulativas

ESA - EL SALVADOR After 6 Games

No.	Name	Class	GP	MIN	MPG	Field Goals		2 Points		3 Points		Free Throws		Rebounds			AS	TO	ST	BS	PF	FO	PTS	PPG
						M/A	%	M/A	%	M/A	%	M/A	%	OR	DR	TOT								
7	ESCALANTE Morena	2.0	6	233	38:52	20/104	19	20/104	19			2/8	25	3	23	26	12	54	15	2	15	9	42	7.0
10	CHAVEZ Liliam Ivonne	3.0	6	217	36:11	17/81	21	17/80	21	0/1	0	3/19	16	8	23	31	6	39	7	2	6	17	37	6.2
8	ZELAYA Zuleyma	4.5	6	213	35:34	18/73	25	18/72	25	0/1	0	0/8	0	17	48	65	8	37	17	1	7	12	36	6.0
11	MONTENEGRO Ana Ruth	4.0	2	19	09:46	1/2	50	1/2	50						1	1	1	3			2	1	2	1.0
4	BONILLA Luz Marina	2.5	6	214	35:47	1/6	17	1/6	17			0/8	0	5	11	16	2	21	7		13	9	2	0.3
6	CHAVEZ Marleny	1.0	6	217	36:15	0/2	0	0/1	0	0/1	0	0/4	0	5	17	22	1	28	7		6	8	0	0.0
12	LOPEZ Ana Miriam	3.5	5	31	06:18									1	2	3	1	6					0	0.0
5	BERNAL Daysi	1.5	4	23	05:53												3			5	1	0	0.0	
13	CHINCHILLA Jenny	1.0	3	23	07:54												3						0	0.0
9	LOPEZ Ana Maritza	3.5	2	5	02:44									1	1		2			3		0	0.0	
Team/Coach																								
Totals						57/268	21	57/265	22	0/3	0	5/47	11	50	147	197	31	196	53	5	57	57	119	19.8
Opponents						166/395	42	165/386	43	1/9	11	8/40	20	93	177	270	119	124	96	3	58	57	341	56.8

AVERAGES PER GAME

	ESA	Opponents
Points from Turnovers	39	162
Points in the Paint	56	286
Second Chance Points	21	86
Fast Break Points	16	92

	ESA	Opponents
Total Field Goals Made	9.5	27.7
2 Points Field Goals Made	9.5	27.5
3 Points Field Goals Made		0.2
Free Throws Made	0.8	1.3
Offensive Rebounds	8.3	15.5
Defensive Rebounds	24.5	29.5
Total Rebounds	32.8	45.0
Assists	5.2	19.8
Fouls	9.5	9.7
Turnovers	32.7	20.7
Steals	8.8	16.0
Blocked Shots	0.8	0.5
Points from Turnovers	6.5	27.0
Points in the Paint	9.3	47.7
Second Chance Points	3.5	14.3
Fast Break Points	2.7	15.3

Legend:

%	Shooting Percentage	AS	Assists	BS	Blocked Shots	DR	Defensive Rebounds
FO	Fouls On	GP	Games Played	M/A	Made/Attempt	MIN	Minutes Played
MPG	Minutes Played Per Game	OR	Offensive Rebounds	PF	Fouls	PPG	Points Per Game
PTS	Points	ST	Steals	TO	Turnovers	TOT	Total Rebounds

Cumulative Statistics

Estadísticas Acumuladas / Estatísticas Cumulativas

ARG - ARGENTINA After 6 Games

No.	Name	Class	GP	MIN	MPG	Field Goals		2 Points		3 Points		Free Throws		Rebounds			AS	TO	ST	BS	PF	FO	PTS	PPG
						M/A	%	M/A	%	M/A	%	M/A	%	OR	DR	TOT								
6	GALARZA Cristina	4.0	6	167	27:58	18/86	21	18/70	26	0/16	0	2/8	25	5	25	30	1	51	10		11	6	38	6.3
15	ALONSO Alejandra	4.5	5	119	23:55	13/69	19	13/65	20	0/4	0	3/9	33	8	36	44	4	41	6		16	15	29	5.8
9	LEITES da SILVA Amalia	2.0	6	201	33:32	3/10	30	3/10	30					3	18	21	5	45	6		12	3	6	1.0
5	CABRERA Emiliana	2.0	5	58	11:46	1/7	14	1/7	14					2	3	5		5		1	7	1	2	0.4
11	FREZETTI Veronica Lujan	2.0	6	100	16:43	1/9	11	1/9	11			0/2	0	1	5	6	1	14	1		12	4	2	0.3
12	VIVAS Gloria	3.0	6	91	15:16	1/1	100	1/1	100					1	7	8	5	24	2	1	15	9	2	0.3
8	CORONEL Costanza	2.0	6	135	22:32	0/3	0	0/3	0						13	13		17	1		7	2	0	0.0
4	VILLALBA Aida	4.0	6	119	19:55	0/15	0	0/13	0	0/2	0			1	9	10	3	42	2		4	1	0	0.0
14	BRACAMONTE Andrea	1.0	6	105	17:37							0/2	0		2	2		4			4	2	0	0.0
10	LEGORBURU Rosa	3.0	5	42	08:33										9	9		9	1		1		0	0.0
13	CARBAJO Susana	3.0	4	38	09:36	0/2	0	0/2	0						3	3		8	1		3	1	0	0.0
7	MARTINEZ Claudia	1.0	1	18	18:40										1	1							0	0.0
Team/Coach																						2		
Totals						37/202	18	37/180	21	0/22	0	5/21	24	26	164	190	19	260	30	2	94	44	79	13.2
Opponents						179/437	41	174/416	42	5/21	24	19/101	19	133	137	270	103	98	130	2	46	91	382	63.7

AVERAGES PER GAME

	ARG	Opponents
Points from Turnovers	14	208
Points in the Paint	42	252
Second Chance Points	26	122
Fast Break Points	8	68

	ARG	Opponents
Total Field Goals Made	6.2	29.8
2 Points Field Goals Made	6.2	29.0
3 Points Field Goals Made		0.8
Free Throws Made	0.8	3.2
Offensive Rebounds	4.3	22.2
Defensive Rebounds	27.3	22.8
Total Rebounds	31.7	45.0
Assists	3.2	17.2
Fouls	15.7	7.7
Turnovers	43.3	16.3
Steals	5.0	21.7
Blocked Shots	0.3	0.3
Points from Turnovers	2.3	34.7
Points in the Paint	7.0	42.0
Second Chance Points	4.3	20.3
Fast Break Points	1.3	11.3

Legend:

%	Shooting Percentage	AS	Assists	BS	Blocked Shots	DR	Defensive Rebounds
FO	Fouls On	GP	Games Played	M/A	Made/Attempt	MIN	Minutes Played
MPG	Minutes Played Per Game	OR	Offensive Rebounds	PF	Fouls	PPG	Points Per Game
PTS	Points	ST	Steals	TO	Turnovers	TOT	Total Rebounds



Overall Team Statistics

Estadísticas Generales del Equipo / Estatísticas Gerais da Equipe
As of 18 AUG 2007

Team	GP		Field Goals		2 Points		3 Points		Free Throws		Rebounds			AS	TO	ST	BS	PF	PTS	PPG
			M/A	%	M/A	%	M/A	%	M/A	%	OR	DR	TOT							
ARG	6	For	37/202	18	37/180	21	0/22	0	5/21	24	26	164	190	19	260	30	2	94	79	13.2
		Agn	179/437	41	174/416	42	5/21	24	19/101	19	133	137	270	103	98	130	2	46	382	63.7
BRA	6	For	158/399	40	157/395	40	1/4	25	19/77	25	99	150	249	96	119	71	6	70	336	56.0
		Agn	123/347	35	120/321	37	3/26	12	23/50	46	80	168	248	64	161	51	7	96	272	45.3
CAN	6	For	157/362	43	157/347	45	0/15	0	16/46	35	74	200	274	98	118	56	4	51	330	55.0
		Agn	89/324	27	89/305	29	0/19	0	19/50	38	42	140	182	34	115	37	5	63	197	32.8
ESA	6	For	57/268	21	57/265	22	0/3	0	5/47	11	50	147	197	31	196	53	5	57	119	19.8
		Agn	166/395	42	165/386	43	1/9	11	8/40	20	93	177	270	119	124	96	3	58	341	56.8
MEX	6	For	138/426	32	131/379	35	7/47	15	18/58	31	102	134	236	70	85	89	4	73	301	50.2
		Agn	106/279	38	106/273	39	0/6	0	22/61	36	50	200	250	62	175	37	6	64	234	39.0
USA	6	For	198/396	50	197/383	51	1/13	8	36/77	47	72	165	237	122	58	73	5	51	433	72.2
		Agn	82/271	30	82/248	33	0/23	0	8/24	33	25	138	163	54	163	21	3	69	172	28.7
Totals	18		745/2053	36	736/1949	38	9/104	9	99/326	30	423	960	1383	436	836	372	26	396	1598	88.8
Avg. per Game			41/ 114		42/ 108		2/ 7		7/ 18		25	53	78	24	46	22	1	22	88.8	

Legend:

%	Shooting Percentage	Agn	Against	AS	Assists	Avg	Average
BS	Blocked Shots	DR	Defensive Rebounds	GP	Games Played	M/A	Made/Attempt
OR	Offensive Rebounds	PF	Fouls	PPG	Points Per Game	PTS	Points
ST	Steals	TO	Turnovers	TOT	Total Rebounds		

Team Statistics

Estadísticas del Equipo / Estatística das Equipes

As of 18 AUG 2007

TOTAL FIELD GOALS %

Rk	Team	GP	M/A	%
1	USA	6	198/396	50.0
2	CAN	6	157/362	43.4
3	BRA	6	158/399	39.6
4	MEX	6	138/426	32.4
5	ESA	6	57/268	21.3
6	ARG	6	37/202	18.3

2 POINTS FIELD GOALS %

Rk	Team	GP	M/A	%
1	USA	6	197/383	51.4
2	CAN	6	157/347	45.2
3	BRA	6	157/395	39.7
4	MEX	6	131/379	34.6
5	ESA	6	57/265	21.5
6	ARG	6	37/180	20.6

3 POINTS FIELD GOALS %

Rk	Team	GP	M/A	%
1	BRA	6	1/4	25.0
2	MEX	6	7/47	14.9
3	USA	6	1/13	7.7
4	ARG	6	0/22	0.0
4	CAN	6	0/15	0.0
4	ESA	6	0/3	0.0

FREE THROWS %

Rk	Team	GP	M/A	%
1	USA	6	36/77	46.7
2	CAN	6	16/46	34.8
3	MEX	6	18/58	31.0
4	BRA	6	19/77	24.7
5	ARG	6	5/21	23.8
6	ESA	6	5/47	10.6

POINTS FOR

Rk	Team	GP	Total	Avg
1	USA	6	433	72.2
2	BRA	6	336	56.0
3	CAN	6	330	55.0
4	MEX	6	301	50.2
5	ESA	6	119	19.8
6	ARG	6	79	13.2

POINTS AGAINST

Rk	Team	GP	Total	Avg
1	USA	6	172	28.7
2	CAN	6	197	32.8
3	MEX	6	234	39.0
4	BRA	6	272	45.3
5	ESA	6	341	56.8
6	ARG	6	382	63.7

REBOUNDS

Rk	Team	GP	Off	Def	Total	Avg
1	CAN	6	74	200	274	45.7
2	BRA	6	99	150	249	41.5
3	USA	6	72	165	237	39.5
4	MEX	6	102	134	236	39.3
5	ESA	6	50	147	197	32.8
6	ARG	6	26	164	190	31.7

ASSISTS

Rk	Team	GP	Total	Avg
1	USA	6	122	20.3
2	CAN	6	98	16.3
3	BRA	6	96	16.0
4	MEX	6	70	11.7
5	ESA	6	31	5.2
6	ARG	6	19	3.2

FOULS

Rk	Team	GP	Total	Avg
1	ARG	6	94	15.7
2	MEX	6	73	12.2
3	BRA	6	70	11.7
4	ESA	6	57	9.5
5	CAN	6	51	8.5
5	USA	6	51	8.5

TURNOVERS

Rk	Team	GP	Total	Avg
1	ARG	6	260	43.3
2	ESA	6	196	32.7
3	BRA	6	119	19.8
4	CAN	6	118	19.7
5	MEX	6	85	14.2
6	USA	6	58	9.7

STEALS

Rk	Team	GP	Total	Avg
1	MEX	6	89	14.8
2	USA	6	73	12.2
3	BRA	6	71	11.8
4	CAN	6	56	9.3
5	ESA	6	53	8.8
6	ARG	6	30	5.0

BLOCKED SHOTS

Rk	Team	GP	Total	Avg
1	BRA	6	6	1.0
2	ESA	6	5	0.8
2	USA	6	5	0.8
4	CAN	6	4	0.7
4	MEX	6	4	0.7
6	ARG	6	2	0.3

Legend:

%	Shooting Percentage	Avg	Average per Game	Def	Defensive Rebounds	GP	Games Played
M/A	Made/Attempt	Off	Offensive Rebounds	Rk	Rank		

Individual Statistics

Estadística Individual / Estatísticas Individuais

As of 18 AUG 2007

POINTS (by average)

Rk	Name	Team	GP	Total	Avg
1	MORAES J	BRA	6	119	19.8
2	RUDELL J	USA	6	107	17.8
3	GONZALES L	USA	6	103	17.2
4	VÁZQUEZ L	MEX	5	85	17.0
5	SANTOS REIS C	BRA	6	77	12.8
6	PETTINICHI S	CAN	5	43	8.6
7	OUELLET C	CAN	6	50	8.3
8	OHAMA K	CAN	6	44	7.3
9	HOFFMAN C	USA	6	43	7.2
10	TORRES LOPEZ R	MEX	5	36	7.2

POINTS (by total)

Rk	Name	Team	GP	Avg	Total
1	MORAES J	BRA	6	19.8	119
2	RUDELL J	USA	6	17.8	107
3	GONZALES L	USA	6	17.2	103
4	VÁZQUEZ L	MEX	5	17.0	85
5	SANTOS REIS C	BRA	6	12.8	77
6	OUELLET C	CAN	6	8.3	50
7	OHAMA K	CAN	6	7.3	44
8	HOFFMAN C	USA	6	7.2	43
8	PETTINICHI S	CAN	5	8.6	43
10	BENOIT C	CAN	6	7.0	42

1 more players tied

REBOUNDS

Rk	Name	Team	GP	Off	Def	Total	Avg
1	SANTOS REIS C	BRA	6	34	37	71	11.8
2	ZELAYA Z	ESA	6	17	48	65	10.8
3	VÁZQUEZ L	MEX	5	15	35	50	10.0
4	THOMAS M	CAN	4	9	28	37	9.3
5	ALONSO A	ARG	5	8	36	44	8.8
6	GONZALES L	USA	6	21	29	50	8.3
7	RADKE L	CAN	6	8	33	41	6.8
8	MARTINS L	BRA	6	14	25	39	6.5
9	BENOIT C	CAN	6	9	23	32	5.3
9	WILLIAMS E	CAN	6	7	25	32	5.3

ASSISTS

Rk	Name	Team	GP	Total	Avg
1	MORAES J	BRA	6	55	9.2
2	CISNEROS P	USA	6	25	4.2
3	RUDELL J	USA	6	24	4.0
4	RADKE L	CAN	6	23	3.8
5	WHEELER S	USA	6	21	3.5
6	VÁZQUEZ L	MEX	5	16	3.2
7	BENOIT C	CAN	6	18	3.0
8	HOFFMAN C	USA	6	17	2.8
9	NICHOLS A	USA	4	9	2.3
10	SANTOS REIS C	BRA	6	13	2.2

FOULS ON

Rk	Name	Team	GP	Total	Avg
1	MORAES J	BRA	6	45	7.5
2	VÁZQUEZ L	MEX	5	24	4.8
3	ALONSO A	ARG	5	15	3.0
4	CHAVEZ LI	ESA	6	17	2.8
4	RUDELL J	USA	6	17	2.8
6	THOMAS M	CAN	4	11	2.8
7	GONZALES L	USA	6	16	2.7
8	BENOIT C	CAN	6	12	2.0
8	DE JESUS MAFRA N	BRA	6	12	2.0
8	MARTINS L	BRA	6	12	2.0

1 more players tied

BLOCKED SHOTS

Rk	Name	Team	GP	Total	Avg
1	SANTOS REIS C	BRA	6	4	0.7
2	VÁZQUEZ L	MEX	5	3	0.6
3	RUDELL J	USA	6	3	0.5
4	CHAVEZ LI	ESA	6	2	0.3
4	ESCALANTE M	ESA	6	2	0.3
4	GONZALES L	USA	6	2	0.3
4	MARTINS L	BRA	6	2	0.3
8	THOMAS M	CAN	4	1	0.3
9	CABRERA E	ARG	5	1	0.2
9	GARCÍA W	MEX	6	1	0.2

5 more players tied

STEALS

Rk	Name	Team	GP	Total	Avg
1	VÁZQUEZ L	MEX	5	21	4.2
2	MORAES J	BRA	6	18	3.0
3	ZELAYA Z	ESA	6	17	2.8
4	RUDELL J	USA	6	16	2.7
5	ESCALANTE M	ESA	6	15	2.5
5	SANTOS REIS C	BRA	6	15	2.5
7	PÉREZ A	MEX	5	12	2.4
7	SILVA R	BRA	5	12	2.4
9	WHEELER S	USA	6	14	2.3
10	THOMAS M	CAN	4	9	2.3

TURNOVERS

Rk	Name	Team	GP	Total	Avg
1	ESCALANTE M	ESA	6	54	9.0
2	GALARZA C	ARG	6	51	8.5
3	ALONSO A	ARG	5	41	8.2
4	LEITES da SILVA	ARG	6	45	7.5
5	VILLALBA A	ARG	6	42	7.0
6	MORAES J	BRA	6	41	6.8
7	CHAVEZ LI	ESA	6	39	6.5
8	ZELAYA Z	ESA	6	37	6.2
9	CHAVEZ M	ESA	6	28	4.7
10	VIVAS G	ARG	6	24	4.0

Individual Statistics

Estadística Individual / Estatísticas Individuais

As of 18 AUG 2007

TOTAL FIELD GOALS % (8 attempts/game minimum)

Rk	Name	Team	GP	M/A	%
1	GONZALES L	USA	6	48/73	65.7
2	SANTOS REIS C	BRA	6	38/66	57.6
3	OUELLET C	CAN	6	24/47	51.1
4	RUDELLE J	USA	6	46/93	49.5
5	TORRES LOPEZ R	MEX	5	18/41	43.9
6	PETTINICHI S	CAN	5	19/47	40.4
7	HOFFMAN C	USA	6	20/51	39.2
8	BENOIT C	CAN	6	21/56	37.5
9	VÁZQUEZ L	MEX	5	34/94	36.2
10	MORAES J	BRA	6	53/153	34.6

2 POINTS FIELD GOALS % (6 attempts/game minimum)

Rk	Name	Team	GP	M/A	%
1	OHAMA K	CAN	6	22/33	66.7
2	GONZALES L	USA	6	48/73	65.7
3	SANTOS REIS C	BRA	6	38/66	57.6
4	RUDELLE J	USA	6	45/80	56.2
5	OUELLET C	CAN	6	24/44	54.5
6	WILLIAMS E	CAN	6	19/36	52.8
7	MARTINS L	BRA	6	20/40	50.0
8	TORRES LOPEZ R	MEX	5	18/38	47.4
9	HARNOCK K	CAN	4	10/23	43.5
10	PETTINICHI S	CAN	5	19/44	43.2

3 POINTS FIELD GOALS % (2 attempts/game minimum)

Rk	Name	Team	GP	M/A	%
1	VÁZQUEZ L	MEX	5	3/15	20.0
2	GARCÍA W	MEX	6	3/24	12.5
3	RUDELLE J	USA	6	1/13	7.7
4	GALARZA C	ARG	6	0/16	0.0

FREE THROWS % (3 attempts/game minimum)

Rk	Name	Team	GP	M/A	%
1	RUDELLE J	USA	6	14/21	66.7
2	VÁZQUEZ L	MEX	5	14/29	48.3
3	GONZALES L	USA	6	7/20	35.0
4	MORAES J	BRA	6	12/41	29.3
5	CHAVEZ LI	ESA	6	3/19	15.8

TOTAL FIELD GOALS MADE

Rk	Name	Team	GP	Total	Avg
1	MORAES J	BRA	6	53	8.8
2	GONZALES L	USA	6	48	8.0
3	RUDELLE J	USA	6	46	7.7
4	VÁZQUEZ L	MEX	5	34	6.8
5	SANTOS REIS C	BRA	6	38	6.3
6	OUELLET C	CAN	6	24	4.0
7	PETTINICHI S	CAN	5	19	3.8
8	OHAMA K	CAN	6	22	3.7
9	TORRES LOPEZ R	MEX	5	18	3.6
10	BENOIT C	CAN	6	21	3.5

2 POINTS FIELD GOALS MADE

Rk	Name	Team	GP	Total	Avg
1	MORAES J	BRA	6	52	8.7
2	GONZALES L	USA	6	48	8.0
3	RUDELLE J	USA	6	45	7.5
4	SANTOS REIS C	BRA	6	38	6.3
5	VÁZQUEZ L	MEX	5	31	6.2
6	OUELLET C	CAN	6	24	4.0
7	PETTINICHI S	CAN	5	19	3.8
8	OHAMA K	CAN	6	22	3.7
9	TORRES LOPEZ R	MEX	5	18	3.6
10	BENOIT C	CAN	6	21	3.5

3 POINTS FIELD GOALS MADE

Rk	Name	Team	GP	Total	Avg
1	VÁZQUEZ L	MEX	5	3	0.6
2	GARCÍA W	MEX	6	3	0.5
3	MADRIGAL L	MEX	5	1	0.2
3	MORAES J	BRA	6	1	0.2
3	RUDELLE J	USA	6	1	0.2

FREE THROWS MADE

Rk	Name	Team	GP	Total	Avg
1	VÁZQUEZ L	MEX	5	14	2.8
2	RUDELLE J	USA	6	14	2.3
3	MORAES J	BRA	6	12	2.0
4	GONZALES L	USA	6	7	1.2
5	PETTINICHI S	CAN	5	5	1.0
6	WHEELER S	USA	6	4	0.7
7	ALONSO A	ARG	5	3	0.6
8	CASTLE S	USA	6	3	0.5
8	CHAVEZ LI	ESA	6	3	0.5
8	DE JESUS MAFRA N	BRA	6	3	0.5

1 more players tied

Note:

All Players eligible for these statistics must have played at least 50% of all games

Legend:

%	Shooting Percentage	Avg	Average per Game	Def	Defensive Rebounds	GP	Games Played
M/A	Made/Attempt	Off	Offensive Rebounds	Rk	Rank		



Medallists

Medallistas / Medalhistas

GOLD	SILVER	BRONZE
<p>USA-UNITED STATES of AMERICA</p> <p>4 GOUGE Aaron 5 LYNCH Ian 6 GEORGE Joshua 7 PAYE Michael 8 COUNTS Jacob 9 SCOTT Matthew 10 MAZZI Jaime 11 SERIO Steven 12 GILBERT John 13 LADE Jeremy 14 SCHULTE Paul 15 CHAMBERS Joseph</p>	<p>CAN-CANADA</p> <p>4 DUREPOS David 5 BOWDEN Bradley 6 ANDERSON Patrick 7 PETER Richard 8 ROUILLARD Yvon 9 NORTON Ross 10 LANCIA Adam 11 SMITH Corey 12 HEDGES Robert 13 STOUTENBURG Chris 14 WAGNER Brandon 15 ENG David</p>	<p>BRA-BRAZIL</p> <p>4 NASCIMENTO Wandemberg 5 ROCA Heriberto 6 SILVA Erick 7 SILVA José Marcos 8 NUNES Irio 9 PESSOA Nilton 10 LIMA Everaldo 11 SILVA Natanael 12 FERREIRA Anderson 13 MIRANDA Leandro 14 SILVA José Soares 15 ALEXANDRE Sergio</p>

Final Standings

Posiciones finales / Posições Finais

As of 18 AUG 2007

Group A						Games			Points		Class.
Rank		CAN	BRA	MEX	VEN	Played	Won	Lost	For	Against	Points
1	CAN	--	73-41	72-37	78-40	3	3	0	223	118	6
2	BRA	41-73	--	94-39	100-40	3	2	1	235	152	5
3	MEX	37-72	39-94	--	71-63	3	1	2	147	229	4
4	VEN	40-78	40-100	63-71	--	3	0	3	143	249	3

Group B						Games			Points		Class.
Rank		USA	ARG	COL	PUR	Played	Won	Lost	For	Against	Points
1	USA	--	85-35	81-34	93-16	3	3	0	259	85	6
2	ARG	35-85	--	76-47	96-23	3	2	1	207	155	5
3	COL	34-81	47-76	--	87-33	3	1	2	168	190	4
4	PUR	16-93	23-96	33-87	--	3	0	3	72	276	3

Final Phase		
Game	Teams	Result
Classification 7th-8th	PUR vs VEN	48-85
Classification 5th-6th	COL vs MEX	48-79
Bronze Medal	ARG vs BRA	34-73
Gold Medal	CAN vs USA	50-52

Quarterfinals

Semifinals

Final

BRA - 107	ARG - 30	CAN - 50	USA Gold CAN Silver
Game 13 16 AUG COL - 26	Game 19 17 AUG		
ARG - 55	CAN - 72	USA - 52	BRA Bronze ARG 4th
Game 14 16 AUG MEX - 53	Game 20 17 AUG		
CAN - 75	BRA - 35	USA - 52	BRA Bronze ARG 4th
Game 15 16 AUG PUR - 28	Game 21 18 AUG		
USA - 98	USA - 79		
Game 16 16 AUG VEN - 34			

Final Standings				
Medal	Rank	Team	GP	W-L
Gold	1	USA	6	6-0
Silver	2	CAN	6	5-1
Bronze	3	BRA	6	4-2
	4	ARG	6	3-3
	5	MEX	5	2-3
	6	COL	5	1-4
	7	VEN	5	1-4
	8	PUR	5	0-5

Legend:

GP Games Played W-L Win-Loss



Team Roster

Formacion del Equipo / Escalação das Equipes

ARG - ARGENTINA

As of 13 AUG 2007 at 9:50

No.	Name	Pos	Sport Class	Date of Birth	Club - Season 06/07	Int'l Games Played
4	CATALAÁ Christian		1.0	13 JUL 1968		0
5	DOMÍNGUEZ Mario		4.5	13 MAR 1976		0
6	LAGORIO Maximiliano		2.0	27 JUN 1988		0
7	PEREZ Amado		1.0	09 JAN 1971		0
8	FERNANDEZ Alejandro		1.5	03 FEB 1972		0
9	BRUNO Claudio		1.5	03 SEP 1977		0
10	RUGGERI Maximiliano		2.5	23 JAN 1987		0
11	COPA Daniel		4.5	06 AUG 1984		0
12	GOMEZ Cristian		4.5	03 DEC 1984		0
13	PERALTA Sergio		3.5	20 JUL 1980		0
14	BERDUN Adolfo		4.0	24 SEP 1981		0
15	BOSSI Daniel		4.0	24 OCT 1982		0
Team Average						0.0

Team uniform colour:

Light: WHITE

Dark: BLUE

Note:

Number of international games played provided by NOC

Legend:

Pos Playing Position



Team Roster

Formacion del Equipo / Escalação das Equipes

BRA - BRAZIL

As of 13 AUG 2007 at 9:51

No.	Name	Pos	Sport Class	Date of Birth	Club - Season 06/07	Int'l Games Played
4	NASCIMENTO Wandemberg		2.0	28 SEP 1983		0
5	ROCA Heriberto		1.0	21 APR 1980		0
6	SILVA Erick		3.5	05 OCT 1978		0
7	SILVA José Marcos		4.0	09 DEC 1977		0
8	NUNES Irio		4.5	02 MAY 1980		0
9	PESSOA Nilton		2.0	28 JAN 1976		0
10	LIMA Everaldo		2.5	09 APR 1976		0
11	SILVA Natanael		4.5	23 DEC 1978		0
12	FERREIRA Anderson		2.5	21 MAR 1979		0
13	MIRANDA Leandro		4.5	27 AUG 1982		0
14	SILVA José Soares		2.0	12 SEP 1977		0
15	ALEXANDRE Sergio		2.0	13 JAN 1982		0
Team Average						0.0

Team uniform colour:

Light: YELLOW

Dark: GREEN

Note:

Number of international games played provided by NOC

Legend:

Pos Playing Position



Team Roster

Formacion del Equipo / Escalação das Equipes

CAN - CANADA

As of 13 AUG 2007 at 9:51

No.	Name	Pos	Sport Class	Date of Birth	Club - Season 06/07	Int'l Games Played
4	DUREPOS David		3.5	14 JUL 1968		0
5	BOWDEN Bradley		2.5	16 MAY 1983		0
6	ANDERSON Patrick		4.5	22 AUG 1979		0
7	PETER Richard		2.5	10 SEP 1972		0
8	ROUILLARD Yvon		3.0	19 APR 1972		0
9	NORTON Ross		2.0	20 APR 1973		0
10	LANCIA Adam		4.5	17 JAN 1980		0
11	SMITH Corey		2.0	11 NOV 1986		0
12	HEDGES Robert		2.5	05 JAN 1980		0
13	STOUTENBURG Chris		1.0	13 SEP 1977		0
14	WAGNER Brandon		1.0	18 APR 1985		0
15	ENG David		4.5	21 NOV 1976		0
Team Average						0.0

Team uniform colour:

Light: WHITE

Dark: RED

Note:

Number of international games played provided by NOC

Legend:

Pos Playing Position



Team Roster

Formacion del Equipo / Escalação das Equipes

COL - COLOMBIA

As of 13 AUG 2007 at 9:51

No.	Name	Pos	Sport Class	Date of Birth	Club - Season 06/07	Int'l Games Played
4	CAPACHO Diego Fernando		3.0	22 JUN 1981		0
5	ALZATE Guillermo		1.5	29 MAY 1983		0
6	RIOS Wilman		3.5	01 JUN 1964		0
7	PULIDO Jose William		1.0	08 OCT 1977		0
8	CARRILLO Alexander		4.0	30 APR 1974		0
9	GARCIA Hector		2.0	16 FEB 1974		0
10	CAICEDO Wilber		2.5	15 DEC 1980		0
11	BOTERO Hildebrando		4.0	13 JAN 1965		0
12	CHAPARRO Miguel		1.0	20 JUL 1976		0
13	GONZALEZ Jose		4.0	03 DEC 1968		0
14	NINCO Luis		1.0	01 JAN 1960		0
15	HAWKINS Rodney		4.0	30 DEC 1981		0
Team Average						0.0

Team uniform colour:

Light: YELLOW

Dark: RED

Note:

Number of international games played provided by NOC

Legend:

Pos Playing Position



Team Roster

Formacion del Equipo / Escalação das Equipes

MEX - MEXICO

As of 13 AUG 2007 at 9:51

No.	Name	Pos	Sport Class	Date of Birth	Club - Season 06/07	Int'l Games Played
4	ROCHA Román		2.0	08 DEC 1985		0
5	QUEVEDO Sergio		1.0	25 SEP 1978		0
6	LUGO Francisco		1.0	22 MAR 1977		0
7	VARGAS GARCÍA Antonio		2.0	16 JUL 1977		0
8	ROSAS Jorge		3.5	01 JUN 1979		0
9	GUAPO Guillermo		4.0	13 JAN 1978		0
10	LUVIANO Edgar		3.0	01 MAY 1982		0
11	GARCÍA Saúl		2.5	16 APR 1976		0
12	DÍAZ Carlos		3.5	30 JUL 1981		0
13	ARRIAGA William		2.5	29 APR 1978		0
14	PRIETO Eduardo		4.0	05 SEP 1986		0
15	ZAVALA Salvador		4.0	23 DEC 1972		0
Team Average						0.0

Team uniform colour:

Light: WHITE

Dark: RED

Note:

Number of international games played provided by NOC

Legend:

Pos Playing Position



Team Roster

Formacion del Equipo / Escalação das Equipes

PUR - PUERTO RICO

As of 13 AUG 2007 at 9:51

No.	Name	Pos	Sport Class	Date of Birth	Club - Season 06/07	Int'l Games Played
4	CALDERON Jose		3.0	27 DEC 1990		0
5	OCASIO Carlos		2.0	20 FEB 1981		0
6	SEIJO Anthony		1.0	29 JUN 1967		0
7	SOTO Carlos		1.0	20 NOV 1990		0
8	JENARO Esteban		2.5	04 OCT 1960		0
9	PEREZ Orlando		1.5	08 APR 1975		0
10	URIBE Ramon		3.0	10 AUG 1985		0
11	PEREZ Hector		2.5	15 MAR 1984		0
12	HERNANDEZ Marcos		2.0	03 JUN 1960		0
13	MALDONADO Hector		4.0	19 OCT 1960		0
14	MIR Melido		2.5	17 JUL 1974		0
15	DIAZ Ralffy		4.0	05 AUG 1967		0
Team Average						0.0

Team uniform colour:

Light: WHITE

Dark: RED

Note:

Number of international games played provided by NOC

Legend:

Pos Playing Position



Team Roster

Formacion del Equipo / Escalação das Equipes

USA - UNITED STATES of AMERICA

As of 13 AUG 2007 at 9:51

No.	Name	Pos	Sport Class	Date of Birth	Club - Season 06/07	Int'l Games Played
4	GOUGE Aaron		2.0	03 NOV 1985		0
5	LYNCH Ian		1.0	20 APR 1984		0
6	GEORGE Joshua		1.0	18 MAR 1984		0
7	PAYE Michael		3.0	24 MAR 1983		0
8	COUNTS Jacob		3.5	24 JAN 1980		0
9	SCOTT Matthew		4.0	27 MAR 1985		0
10	MAZZI Jaime		2.0	09 AUG 1981		0
11	SERIO Steven		3.5	08 SEP 1987		0
12	GILBERT John		1.0	04 APR 1987		0
13	LADE Jeremy		2.5	06 JAN 1981		0
14	SCHULTE Paul		3.0	05 MAR 1979		0
15	CHAMBERS Joseph		4.0	10 JAN 1982		0
Team Average						0.0

Team uniform colour:

Light: WHITE

Dark: BLUE

Note:

Number of international games played provided by NOC

Legend:

Pos Playing Position



Team Roster

Formacion del Equipo / Escalação das Equipes

VEN - VENEZUELA

As of 13 AUG 2007 at 9:52

No.	Name	Pos	Sport Class	Date of Birth	Club - Season 06/07	Int'l Games Played
4	CORRALES Juan		4.0	04 AUG 1972		0
5	ROJAS Juan Carlos		1.0	09 JAN 1983		0
6	SIFONTES Jose		4.0	24 JAN 1968		0
7	GONZALEZ Eduardo		4.0	08 OCT 1961		0
8	GALLARDO Frank		1.5	08 JUN 1961		0
9	MARCHAN Luis		2.5	09 JAN 1975		0
10	BARRIOS Juan Carlos		1.0	22 OCT 1973		0
11	JIMENEZ Anibal		3.5	17 MAY 1973		0
12	BRICEÑO Gaudy		3.0	29 MAY 1973		0
13	SANTOS Nestor		1.5	22 AUG 1971		0
14	CARUCI Jose		1.0	18 SEP 1969		0
15	TOVAR Sergio		3.5	18 SEP 1979		0
Team Average						0.0

Team uniform colour:

Light: WHITE

Dark: RED

Note:

Number of international games played provided by NOC

Legend:

Pos Playing Position



Results

Resultados / Resultados

CAN 72 vs 37 MEX

Attendance: 0

Referees: SALGUERO Cristian (ARG)

Commissioner: JORGE JUNIOR Jorge Jose (BRA)

Umpires: CONCEICAO Elias Maximino (BRA); NEGRI Paulo Henrique (BRA)

Scoring by 5 min intervals:		Q1		Q2		Q3		Q4	
CAN		6	15	17	24	36	52	61	72
MEX		8	17	22	22	26	31	35	37

CAN - CANADA

No.	Name	Class	MIN	Field Goals		2 Points		3 Points		Free Throws		Rebounds			AS	TO	ST	BS	PF	FO	PTS
				M/A	%	M/A	%	M/A	%	M/A	%	OR	DR	TOT							
*4	DUREPOS David	3.5	19:51	12/20	60	10/13	77	2/7	29			1	1	2	4	1	1			1	26
*5	BOWDEN Bradley	2.5	31:31	0/4	0	0/2	0	0/2	0			1	1	2		1	2		1	1	0
*7	PETER Richard	2.5	31:31	3/5	60	3/5	60			1/1	100		7	7	8	1	3		1	1	7
*10	LANCIA Adam	4.5	23:04	8/14	57	8/14	57			1/4	25	2	3	5			3	1		4	17
*13	STOUTENBURG Chris	1.0	16:45	0/2	0	0/2	0			1/2	50	1	1	2	1	3	2		4	1	1
6	ANDERSON Patrick	4.5	10:09	6/7	86	5/6	83	1/1	100			1	3	4	1	1	3		1		13
8	ROUILLARD Yvon	3.0	05:16	0/1	0	0/1	0								1	1	1		1		0
9	NORTON Ross	2.0	14:53	0/1	0	0/1	0						1	1	2	1	1				0
11	SMITH Corey	2.0	03:13									1		1							0
12	HEDGES Robert	2.5	11:40	0/5	0	0/4	0	0/1	0			1	2	3		2					0
14	WAGNER Brandon	1.0	16:51										2	2		1			2		0
15	ENG David	4.5	15:16	4/9	44	4/9	44						6	6		2			2	3	8
Team/Coach																					
Totals				33/68	49	30/57	53	3/11	27	3/7	43	9	29	38	17	14	16	1	12	11	72
Coach																					
Assistant Coach																					

MEX - MEXICO

No.	Name	Class	MIN	Field Goals		2 Points		3 Points		Free Throws		Rebounds			AS	TO	ST	BS	PF	FO	PTS
				M/A	%	M/A	%	M/A	%	M/A	%	OR	DR	TOT							
*6	LUGO Francisco	1.0	37:10	3/6	50	3/5	60	0/1	0				7	7	3	7			2		6
*10	LUVIANO Edgar	3.0	34:44	3/11	27	3/8	38	0/3	0	2/4	50		1	1		5			2	3	8
*12	DÍAZ Carlos	3.5	32:09	3/4	75	3/4	75			1/2	50	1	4	5		7	1		1	2	7
*13	ARRIAGA William	2.5	29:25	3/11	27	3/7	43	0/4	0			1	2	3	2	3	1				6
*15	ZAVALA Salvador	4.0	19:15	2/6	33	2/6	33						3	3		2			3	1	4
4	ROCHA Román	2.0	00:00																		0
5	QUEVEDO Sergio	1.0	07:57	0/4	0	0/3	0	0/1	0											1	0
7	VARGAS GARCÍA Antonio	2.0	02:35	0/1	0	0/1	0														0
8	ROSAS Jorge	3.5	00:00																		0
9	GUAPO Guillermo	4.0	05:07	1/2	50	1/2	50			2/3	67	1		1		3	1			3	4
11	GARCÍA Saúl	2.5	03:02	0/1	0	0/1	0												1		0
14	PRIETO Eduardo	4.0	28:36	1/4	25	1/4	25					3	7	10	3	1	3		2	2	2
Team/Coach																					
Totals				16/50	32	16/41	39	0/9	0	5/9	56	8	27	35	8	28	6		11	12	37
Coach																					
Assistant Coach																					

	CAN	MEX
Points from Turnovers	23	9
Points in the Paint	38	20
Second Chance Points	8	2
Fast Break Points	10	4

	CAN	MEX
Biggest Lead	35	6
Biggest Scoring Run	11-0(72-37)	6-0(4-6)
Lead Changes	3	
Times Tied	7	

Legend:

%	Shooting Percentage	*	Starters	AS	Assists	BS	Blocked Shots
DR	Defensive Rebounds	FO	Fouls On	M/A	Made/Attempts	MIN	Minutes Played
OR	Offensive Rebounds	OTx	Overtime	PF	Fouls	PTS	Points
Qx	Quarter Time	ST	Steals	TO	Turnovers	TOT	Total Rebounds



Results

Resultados / Resultados

USA 93 vs 16 PUR

Attendance: 0

Referees: GAUTHIER Sebastian (CAN)

Commissioner: JORGE JUNIOR Jorge Jose (BRA)

Umpires: HERRERA Jhatry Hosmall (VEN); NEGRI Paulo Henrique (BRA)

Scoring by 5 min intervals:		USA		Q1		Q2		Q3		Q4	
		15	30	40	52	62	77	89	93		
		3	7	7	7	7	12	15	16		

USA - UNITED STATES of AMERICA

No.	Name	Class	MIN	Field Goals		2 Points		3 Points		Free Throws		Rebounds			AS	TO	ST	BS	PF	FO	PTS	
				M/A	%	M/A	%	M/A	%	M/A	%	OR	DR	TOT								
*6	GEORGE Joshua	1.0	07:03																		0	
*7	PAYE Michael	3.0	21:21	7/8	88	6/7	86	1/1	100			1	5	6	8	1					15	
*13	LADE Jeremy	2.5	23:20	2/4	50	2/4	50					3	5	8	10	1	1			1	4	
*14	SCHULTE Paul	3.0	22:17	7/10	70	7/8	88	0/2	0	1/1	100	3	1	4	4		1			1	15	
*15	CHAMBERS Joseph	4.0	18:42	6/10	60	6/10	60					1	6	7	2	1	1	1	4		12	
4	GOUGE Aaron	2.0	16:12	5/6	83	5/6	83					1	1	2		1	1				10	
5	LYNCH Ian	1.0	13:35	0/2	0	0/2	0						1	1	2	1	1			1	0	
8	COUNTS Jacob	3.5	19:25	4/5	80	4/5	80			0/1	0		3	3			2		1	1	8	
9	SCOTT Matthew	4.0	09:57	5/9	56	5/9	56			0/2	0		2	2	2		2			2	10	
10	MAZZI Jaime	2.0	16:25	2/4	50	1/2	50	1/2	50						4	1	1	1			5	
11	SERIO Steven	3.5	18:46	3/5	60	3/5	60					1	4	5	3	1	3	1	2		6	
12	GILBERT John	1.0	12:57	4/7	57	4/7	57					1	2	3			1			1	8	
Team/Coach																						
Totals				45/70	64	43/65	66	2/5	40	1/4	25	11	40	51	35	7	14	3	7	7		93
Coach																						
Assistant Coach																						

PUR - PUERTO RICO

No.	Name	Class	MIN	Field Goals		2 Points		3 Points		Free Throws		Rebounds			AS	TO	ST	BS	PF	FO	PTS	
				M/A	%	M/A	%	M/A	%	M/A	%	OR	DR	TOT								
*5	OCASIO Carlos	2.0	40:00	2/22	9	0/7	0	2/15	13	2/4	50	1	4	5		7	3		2	3	8	
*9	PEREZ Orlando	1.5	26:07	0/5	0	0/4	0	0/1	0				2	2	1	2	1		1		0	
*13	MALDONADO Hector	4.0	30:00	2/10	20	2/8	25	0/2	0	2/2	100	1	3	4		1	1		2		6	
*14	MIR Melido	2.5	17:21	1/4	25	1/2	50	0/2	0			1		1		1				2	2	
*15	DIAZ Ralfy	4.0	26:07										3	3		1					0	
4	CALDERON Jose	3.0	13:53	0/5	0	0/5	0					2	1	3		2	1		2		0	
6	SEIJO Anthony	1.0	00:00																		0	
7	SOTO Carlos	1.0	10:00										1	1		2					0	
8	JENARO Esteban	2.5	03:53													2					0	
10	URIBE Ramon	3.0	10:00																	1	0	
11	PEREZ Hector	2.5	16:00	0/6	0	0/5	0	0/1	0						2						0	
12	HERNANDEZ Marcos	2.0	06:39	0/1	0	0/1	0														0	
Team/Coach																						
Totals				5/53	9	3/32	9	2/21	10	4/6	67	7	16	23	1	20	6		7	6		16
Coach																						
Assistant Coach																						

	USA	PUR
Points from Turnovers	30	
Points in the Paint	52	4
Second Chance Points	12	4
Fast Break Points	20	

	USA	PUR
Biggest Lead	77	0
Biggest Scoring Run	43-0(67-7)	3-0(67-10)
Lead Changes	1	
Times Tied	0	

Legend:

%	Shooting Percentage	*	Starters	AS	Assists	BS	Blocked Shots
DR	Defensive Rebounds	FO	Fouls On	M/A	Made/Attempts	MIN	Minutes Played
OR	Offensive Rebounds	OTx	Overtime	PF	Fouls	PTS	Points
Qx	Quarter Time	ST	Steals	TO	Turnovers	TOT	Total Rebounds



Results

Resultados / Resultados

BRA 100 vs 40 VEN

Attendance: 0

Referees: GONZALES Anthony (USA)

Commissioner: KERR Trevor Andrew (CAN)

Umpires: QUINTANA Matias (ARG); GOMEZ RUF Antonia (ESP)

		Q1		Q2		Q3		Q4	
Scoring by 5 min intervals:	BRA	9	26	32	45	55	67	81	100
	VEN	3	8	12	20	22	30	36	40

BRA - BRAZIL

No.	Name	Class	MIN	Field Goals		2 Points		3 Points		Free Throws		Rebounds			AS	TO	ST	BS	PF	FO	PTS
				M/A	%	M/A	%	M/A	%	M/A	%	OR	DR	TOT							
*5	ROCA Heriberto	1.0	33:18	2/3	67	2/3	67			2/2	100	2	1	3	3	1	1		1	1	6
*7	SILVA José Marcos	4.0	10:11	3/5	60	3/5	60			1/1	100	1	5	6	2		2		1	1	7
*8	NUNES Irio	4.5	17:53	6/10	60	6/10	60					4	6	10	2			1	1	2	12
*9	PESSOA Nilton	2.0	09:47	1/4	25	1/4	25					1		1	1	2			2		2
*12	FERREIRA Anderson (C)	2.5	23:18	5/15	33	4/10	40	1/5	20			3		3	3	4			3		11
4	NASCIMENTO Wandemberg	2.0	20:13	4/7	57	4/7	57			1/1	100	2		2	1	4	1		2	1	9
6	SILVA Erick	3.5	19:03	6/10	60	6/10	60					4	3	7	2	1	3		2	2	12
10	LIMA Everaldo	2.5	10:00	3/3	100	3/3	100			1/2	50						2			2	7
11	SILVA Natanael	4.5	16:05	5/9	56	5/7	71	0/2	0	1/1	100	1	6	7	6		5		3	1	11
13	MIRANDA Leandro	4.5	16:02	6/8	75	6/8	75			1/4	25	1	1	2	4		4		1	4	13
14	SILVA José Soares	2.0	16:42	5/6	83	5/6	83						1	1		1	2				10
15	ALEXANDRE Sergio	2.0	06:42	0/3	0	0/2	0	0/1	0						2		1		1		0
Team/Coach																					
Totals				46/83	55	45/75	60	1/8	13	7/11	64	19	28	47	26	12	25	1	17	14	100
Coach																					
Assistant Coach																					

VEN - VENEZUELA

No.	Name	Class	MIN	Field Goals		2 Points		3 Points		Free Throws		Rebounds			AS	TO	ST	BS	PF	FO	PTS
				M/A	%	M/A	%	M/A	%	M/A	%	OR	DR	TOT							
*4	CORRALES Juan	4.0	28:24	3/14	21	3/14	21			0/1	0		6	6		4	4	1	2	2	6
*7	GONZALEZ Eduardo	4.0	12:09	1/3	33	1/3	33			1/2	50								1	1	3
*8	GALLARDO Frank	1.5	22:58	2/6	33	2/5	40	0/1	0	1/4	25	1		1		2			2	2	5
*12	BRICEÑO Gaudy	3.0	13:03	0/3	0	0/3	0					1		1	1				2		0
*13	SANTOS Nestor	1.5	09:38	1/1	100	1/1	100								1						2
5	ROJAS Juan Carlos	1.0	00:00																		0
6	SIFONTES Jose	4.0	22:19	4/6	67	4/5	80	0/1	0	3/3	100	1	3	4	1	8				6	11
9	MARCHAN Luis	2.5	09:40	0/1	0	0/1	0					2		2	1						0
10	BARRIOS Juan Carlos	1.0	37:44	1/3	33	1/3	33					1	1		6	1			1		2
11	JIMENEZ Anibal	3.5	21:31	2/4	50	2/4	50			0/2	0	3	3	2	4				3	2	4
14	CARUCI Jose	1.0	00:00																		0
15	TOVAR Sergio	3.5	21:48	3/9	33	3/6	50	0/3	0	1/4	25	1	2	3	1	7	1		3	4	7
Team/Coach																					
Totals				17/50	34	17/45	38	0/5	0	6/16	38	7	19	26	8	32	6	1	14	17	40
Coach																					
Assistant Coach																					

	BRA	VEN
Points from Turnovers	38	6
Points in the Paint	68	24
Second Chance Points	24	3
Fast Break Points	20	

	BRA	VEN
Biggest Lead	60	0
Biggest Scoring Run	11-0(37-12)	6-0(67-32)
Lead Changes	1	
Times Tied	0	

Legend:

%	Shooting Percentage	(C)	Captain	*	Starters	AS	Assists
BS	Blocked Shots	DR	Defensive Rebounds	FO	Fouls On	M/A	Made/Attempts
MIN	Minutes Played	OR	Offensive Rebounds	OTx	Overtime	PF	Fouls
PTS	Points	Qx	Quarter Time	ST	Steals	TO	Turnovers
TOT	Total Rebounds						

Results

Resultados / Resultados

COL 47 vs 76 ARG

Attendance: 0

Referees: BURFORD Jonathon (USA)

Commissioner: MARIANO Pedro Antonio (BRA)

Umpires: KREMARK Frances (CAN); RETIZ Mauro (MEX)

Scoring by 5 min intervals:		COL		Q1		Q2		Q3		Q4	
	COL	4	10	16	24	30	30	39	47		
	ARG	4	14	21	30	39	54	68	76		

COL - COLOMBIA

No.	Name	Class	MIN	Field Goals		2 Points		3 Points		Free Throws		Rebounds			AS	TO	ST	BS	PF	FO	PTS
				M/A	%	M/A	%	M/A	%	M/A	%	OR	DR	TOT							
*4	CAPACHO Diego Fernando	3.0	11:13	1/1	100	1/1	100												2	1	2
*9	GARCIA Hector	2.0	23:41	4/10	40	4/10	40					2	3						3		8
*12	CHAPARRO Miguel	1.0	36:42	3/9	33	3/9	33					4	3	7	2	4			3	1	6
*13	GONZALEZ Jose	4.0	19:38	5/11	45	5/10	50	0/1	0	1/1	100		2	2	1	3	1		4	2	11
*15	HAWKINS Rodney	4.0	40:00	7/20	35	7/18	39	0/2	0	0/1	0	2	8	10	1	2	4		2	2	14
5	ALZATE Guillermo	1.5	11:56	0/3	0	0/3	0					1		1	1					1	0
6	RIOS Wilman	3.5	08:38	3/5	60	3/5	60					1	2	3	1		1		1		6
7	PULIDO Jose William	1.0	07:41	0/2	0	0/2	0						1	1		2	2		1		0
8	CARRILLO Alexander	4.0	14:47	0/7	0	0/6	0	0/1	0				1	1	6	3			4		0
10	CAICEDO Wilber	2.5	15:46	0/1	0	0/1	0					1	1	1	1		2				0
11	BOTERO Hildebrando	4.0	09:58	0/1	0			0/1	0			1	1	1					2	1	0
14	NINCO Luis	1.0	00:00																		0
Team/Coach																					
Totals				23/70	33	23/65	35	0/5	0	1/2	50	10	21	31	16	17	10		22	8	47
Coach																					
Assistant Coach																					

ARG - ARGENTINA

No.	Name	Class	MIN	Field Goals		2 Points		3 Points		Free Throws		Rebounds			AS	TO	ST	BS	PF	FO	PTS
				M/A	%	M/A	%	M/A	%	M/A	%	OR	DR	TOT							
*5	DOMÍNGUEZ Mario	4.5	08:06	0/3	0	0/3	0					3	5	8	1	1			1	1	0
*7	PEREZ Amado	1.0	29:50	3/7	43	3/7	43					2	1	3	1	2			1		6
*8	FERNANDEZ Alejandro	1.5	19:09									1	1		1				1		0
*10	RUGGERI Maximiliano	2.5	35:13	11/15	73	10/14	71	1/1	100	2/2	100	1	2	3	2	4	1		1	2	25
*14	BERDUN Adolfo	4.0	40:00	10/21	48	10/15	67	0/6	0	5/10	50	5	5	8	7	1			2	8	25
4	CATALAÁ Christian	1.0	10:10												1				1		0
6	LAGORIO Maximiliano	2.0	09:56												1				1		0
9	BRUNO Claudio	1.5	10:22	2/3	67	2/3	67								1				1		4
11	COPA Daniel	4.5	17:56	3/4	75	3/4	75			0/2	0	1	9	10	3	3	1	1		3	6
12	GOMEZ Cristian	4.5	09:29	2/7	29	2/7	29					3	7	10					1	2	4
13	PERALTA Sergio	3.5	06:06	2/2	100	2/2	100			2/4	50	1	1	2						2	6
15	BOSSI Daniel	4.0	04:29							0/2	0	2	2	2	1			1		1	0
Team/Coach																					
Totals				33/62	53	32/55	58	1/7	14	9/20	45	12	38	50	18	18	3	2	8	20	76
Coach																					
Assistant Coach																					

	COL	ARG
Points from Turnovers	10	23
Points in the Paint	30	44
Second Chance Points	4	7
Fast Break Points		14

	COL	ARG
Biggest Lead	2	31
Biggest Scoring Run	6-0(16-21)	15-0(30-54)
Lead Changes		4
Times Tied		5

Legend:

%	Shooting Percentage	*	Starters	AS	Assists	BS	Blocked Shots
DR	Defensive Rebounds	FO	Fouls On	M/A	Made/Attempts	MIN	Minutes Played
OR	Offensive Rebounds	OTx	Overtime	PF	Fouls	PTS	Points
Qx	Quarter Time	ST	Steals	TO	Turnovers	TOT	Total Rebounds

Results

Resultados / Resultados

COL 87 vs 33 PUR

Attendance: 0

Referees: CONCEICAO Elias Maximino (BRA)

Commissioner: JORGE JUNIOR Jorge Jose (BRA)

Umpires: GONZALES Anthony (USA); NEGRI Paulo Henrique (BRA)

Scoring by 5 min intervals:		Q1		Q2		Q3		Q4	
COL		12	24	37	47	55	67	79	87
PUR		6	13	13	16	18	23	25	33

COL - COLOMBIA

No.	Name	Class	MIN	Field Goals		2 Points		3 Points		Free Throws		Rebounds			AS	TO	ST	BS	PF	FO	PTS
				M/A	%	M/A	%	M/A	%	M/A	%	OR	DR	TOT							
*5	ALZATE Guillermo	1.5	28:18	2/2	100	2/2	100					2		2	2	2	1		1	1	4
*6	RIOS Wilman	3.5	22:50	4/5	80	4/5	80			0/1	0	1	3	4	1	1	5		3	3	8
*11	BOTERO Hildebrando	4.0	15:50	2/5	40	2/4	50	0/1	0	1/2	50				5	2	3		2	2	5
*12	CHAPARRO Miguel	1.0	24:10	8/12	67	8/12	67			0/1	0	5	1	6		1	1		3	2	16
*15	HAWKINS Rodney	4.0	34:10	14/21	67	12/17	71	2/4	50	0/4	0	5	6	11	4	2	4	1	2	1	30
4	CAPACHO Diego Fernando	3.0	10:00	2/4	50	2/4	50			0/2	0			2	2	1	3	1			4
7	PULIDO Jose William	1.0	08:52	0/1	0	0/1	0														0
8	CARRILLO Alexander	4.0	08:52	0/2	0	0/2	0			2/4	50	2	1	3	2	2			1	3	2
9	GARCIA Hector	2.0	15:50	3/6	50	3/6	50			1/2	50			2	2	2	4	3		4	7
10	CAICEDO Wilber	2.5	11:08	0/5	0	0/2	0	0/3	0	1/2	50			1	1	2				2	1
13	GONZALEZ Jose	4.0	17:10	5/12	42	5/12	42							2	9	11	3	4		2	10
14	NINCO Luis	1.0	02:50																		0
Team/Coach																					
Totals				40/75	53	38/67	57	2/8	25	5/18	28	19	28	47	22	21	24	1	18	16	87
Coach		MELGAREJO Jose Hernan																			
Assistant Coach																					

PUR - PUERTO RICO

No.	Name	Class	MIN	Field Goals		2 Points		3 Points		Free Throws		Rebounds			AS	TO	ST	BS	PF	FO	PTS	
				M/A	%	M/A	%	M/A	%	M/A	%	OR	DR	TOT								
*5	OCASIO Carlos	2.0	30:20	1/8	13	1/5	20	0/3	0	1/6	17			8	8				3	4	3	
*9	PEREZ Orlando	1.5	11:50	0/1	0	0/1	0								1	1			1		0	
*13	MALDONADO Hector	4.0	31:07	9/17	53	8/15	53	1/2	50	2/3	67	4	8	12	2	3	3		2	3	21	
*14	MIR Melido	2.5	13:00	0/1	0	0/1	0								1	4			3	1	0	
*15	DIAZ Ralfy	4.0	22:41	1/5	20	1/4	25	0/1	0					2	5	7				2	2	
4	CALDERON Jose	3.0	20:57	0/2	0	0/2	0			1/6	17	1		1	6	1			2	5	1	
6	SEIJO Anthony	1.0	13:16											1	1				2		0	
7	SOTO Carlos	1.0	07:30	0/1	0	0/1	0								2				1		0	
8	JENARO Esteban	2.5	10:00	1/3	33	1/3	33							1	1					1	2	
10	URIBE Ramon	3.0	12:15	0/1	0	0/1	0			0/2	0				1	1			1	1	0	
11	PEREZ Hector	2.5	13:57	2/6	33	2/6	33								3				1		4	
12	HERNANDEZ Marcos	2.0	13:07	0/2	0	0/2	0							1	1				3	1	0	
Team/Coach																						
Totals				14/47	30	13/41	32	1/6	17	4/17	24	10	22	32	7	36	10			16	17	33
Coach		PEREZ Hector																				
Assistant Coach		MERCED Juan																				

	COL	PUR
Points from Turnovers	27	9
Points in the Paint	66	20
Second Chance Points	28	6
Fast Break Points	14	4

	COL	PUR
Biggest Lead	56	0
Biggest Scoring Run	19-0(39-13)	4-0(10-6)
Lead Changes	1	
Times Tied	0	

Legend:

%	Shooting Percentage	*	Starters	AS	Assists	BS	Blocked Shots
DR	Defensive Rebounds	FO	Fouls On	M/A	Made/Attempts	MIN	Minutes Played
OR	Offensive Rebounds	OTx	Overtime	PF	Fouls	PTS	Points
Qx	Quarter Time	ST	Steals	TO	Turnovers	TOT	Total Rebounds

Results

Resultados / Resultados

CAN 78 vs 40 VEN

Attendance: 0

Referees: GOMEZ RUF Antonia (ESP)

Commissioner: MORAES Doris (BRA)

Umpires: SALGUERO Cristian (ARG); BURFORD Jonathon (USA)

Scoring by 5 min intervals:		Q1		Q2		Q3		Q4	
CAN		11	21	30	40	50	58	67	78
VEN		9	15	17	24	28	30	33	40

CAN - CANADA

No.	Name	Class	MIN	Field Goals		2 Points		3 Points		Free Throws		Rebounds			AS	TO	ST	BS	PF	FO	PTS	
				M/A	%	M/A	%	M/A	%	M/A	%	OR	DR	TOT								
*4	DUREPOS David (C)	3.5	20:08	6/8	75	2/3	67	4/5	80	1/1	100	2	2	4		2				3	17	
*7	PETER Richard	2.5	18:49	1/5	20	1/5	20					2	3	5		2	3		2		2	
*12	HEDGES Robert	2.5	23:31	2/5	40	2/5	40			3/6	50	4	4	2	2				2	3	7	
*13	STOUTENBURG Chris	1.0	21:44	4/4	100	4/4	100					1	1	3	1	1				2	8	
*15	ENG David	4.5	23:42	5/11	45	5/10	50	0/1	0	0/4	0	2	7	9	3	1	1		2	2	10	
5	BOWDEN Bradley	2.5	16:35	4/6	67	4/6	67					1	1	1	1	1			2		8	
6	ANDERSON Patrick	4.5	00:00																		0	
8	ROUILLARD Yvon	3.0	16:18	1/3	33	1/3	33			1/2	50	1	5	6			1		1	2	3	
9	NORTON Ross	2.0	15:10	2/2	100	2/2	100					3	3	2	3	1			3		4	
10	LANCIA Adam	4.5	21:11	8/15	53	7/13	54	1/2	50	2/3	67	1	4	5	3	1	2		2	3	19	
11	SMITH Corey	2.0	09:35																2	1	0	
14	WAGNER Brandon	1.0	13:17	0/1	0	0/1	0					2	2	1	1				3		0	
Team/Coach																						
Totals				33/60	55	28/52	54	5/8	63	7/16	44	7	34	41	19	12	12			19	16	78
Coach																						
Assistant Coach																						

VEN - VENEZUELA

No.	Name	Class	MIN	Field Goals		2 Points		3 Points		Free Throws		Rebounds			AS	TO	ST	BS	PF	FO	PTS	
				M/A	%	M/A	%	M/A	%	M/A	%	OR	DR	TOT								
*4	CORRALES Juan	4.0	33:06	1/8	13	1/8	13			2/4	50	8	8	3	6	1			4	4	4	
*6	SIFONTES Jose	4.0	29:40	1/9	11	1/8	13	0/1	0	3/6	50			3	6	1			3	4	5	
*7	GONZALEZ Eduardo	4.0	11:07	1/4	25	0/2	0	1/2	50	1/2	50				3					1	4	
*10	BARRIOS Juan Carlos	1.0	20:37	1/1	100	1/1	100			0/2	0	1	4	5			1	1	1	1	2	
*14	CARUCI Jose	1.0	25:12	1/3	33	1/3	33			2/2	100	1		1		1			3	2	4	
5	ROJAS Juan Carlos	1.0	00:00																		0	
8	GALLARDO Frank	1.5	14:49	0/1	0	0/1	0								2				1		0	
9	MARCHAN Luis	2.5	06:17											1	1		1				0	
11	JIMENEZ Anibal	3.5	12:40	5/8	63	5/8	63			0/2	0	3	2	5			1		3	3	10	
12	BRICEÑO Gaudy	3.0	12:59	2/3	67	2/3	67			0/2	0	1	1	1					1	1	4	
13	SANTOS Nestor	1.5	14:48	2/6	33	1/4	25	1/2	50			1	1	2		1					5	
15	TOVAR Sergio	3.5	18:45	0/5	0	0/3	0	0/2	0	2/4	50	6	6	1	2					3	2	
Team/Coach																						
Totals				14/48	29	12/41	29	2/7	29	10/24	42	8	22	30	8	22	4	2		16	19	40
Coach				ESPONOSA Jose																		
Assistant Coach				COMARE Hector																		

	CAN	VEN
Points from Turnovers	15	5
Points in the Paint	42	20
Second Chance Points	10	6
Fast Break Points	2	

	CAN	VEN
Biggest Lead	39	3
Biggest Scoring Run	10-0(56-28)	6-0(32-23)
Lead Changes	5	
Times Tied	0	

Legend:

%	Shooting Percentage	(C)	Captain	*	Starters	AS	Assists
BS	Blocked Shots	DR	Defensive Rebounds	FO	Fouls On	M/A	Made/Attempts
MIN	Minutes Played	OR	Offensive Rebounds	OTx	Overtime	PF	Fouls
PTS	Points	Qx	Quarter Time	ST	Steals	TO	Turnovers
TOT	Total Rebounds						

Results

Resultados / Resultados

MEX 39 vs 94 BRA

Attendance: 0

Referees: GAUTHIER Sebastian (CAN)

Commissioner: KERR Trevor Andrew (CAN)

Umpires: GONZALES Anthony (USA); QUINTANA Matias (ARG)

Scoring by 5 min intervals:		Q1		Q2		Q3		Q4	
MEX		4	12	20	22	25	31	35	39
BRA		13	27	37	51	61	78	87	94

MEX - MEXICO

No.	Name	Class	MIN	Field Goals		2 Points		3 Points		Free Throws		Rebounds			AS	TO	ST	BS	PF	FO	PTS	
				M/A	%	M/A	%	M/A	%	M/A	%	OR	DR	TOT								
*6	LUGO Francisco (C)	1.0	31:01	0/4	0	0/4	0					2	2	4	1	5	1		2		0	
*11	GARCÍA Saúl	2.5	20:31	2/6	33	2/6	33					3	3	6	4	2			1		4	
*12	DÍAZ Carlos	3.5	20:31	5/8	63	5/7	71	0/1	0	1/4	25	1		1	1	3			4	7	11	
*13	ARRIAGA William	2.5	09:16	0/2	0	0/1	0	0/1	0			1		1	1	2					0	
*15	ZAVALA Salvador	4.0	20:40	2/9	22	2/8	25	0/1	0	4/6	67		7	7	2	2	1		1	5	8	
4	ROCHA Román	2.0	04:44													1					0	
5	QUEVEDO Sergio	1.0	13:54	0/3	0	0/2	0	0/1	0				2	2		2					0	
7	VARGAS GARCÍA Antonio	2.0	09:50	1/4	25	1/2	50	0/2	0				2	2		2			1		2	
8	RÓSAS Jorge	3.5	00:00																		0	
9	GUAPO Guillermo	4.0	15:21	1/4	25	1/4	25					1	1	2		4			1	1	2	
10	LUVIANO Edgar	3.0	25:49	2/5	40	1/3	33	1/2	50	0/2	0	1		1		5				1	5	
14	PRIETO Eduardo	4.0	28:23	3/6	50	3/6	50			1/4	25	2	2	4	1	1			1	3	7	
Team/Coach																						
Totals				16/51	31	15/43	35	1/8	13	6/16	38	11	23	34	8	29	2			11	17	39
Coach		SANCHEZ Hugo																				
Assistant Coach		PIMENTEL Rene																				

BRA - BRAZIL

No.	Name	Class	MIN	Field Goals		2 Points		3 Points		Free Throws		Rebounds			AS	TO	ST	BS	PF	FO	PTS
				M/A	%	M/A	%	M/A	%	M/A	%	OR	DR	TOT							
*4	NASCIMENTO Wandemberg	2.0	20:00	1/4	25	1/4	25			2/4	50	1	1	2	4		4		2	3	4
*5	ROCA Heriberto	1.0	30:00	3/5	60	2/3	67	1/2	50				1	1	2	1	2		3		7
*11	SILVA Natanael	4.5	13:50	7/8	88	6/6	100	1/2	50	1/2	50	2	2	4		1	1			2	16
*13	MIRANDA Leandro	4.5	19:19	3/6	50	3/6	50			1/2	50	2	5	7	1	2	1		2	2	7
*15	ALEXANDRE Sergio	2.0	14:18	1/4	25	1/3	33	0/1	0						3		1		1		2
6	SILVA Erick	3.5	20:00	5/10	50	5/8	63	0/2	0			2	7	9	1	2	3		2	2	10
7	SILVA José Marcos	4.0	10:00	2/3	67	2/3	67					1	2	3			4		1	1	4
8	NUNES Irio	4.5	16:51	7/11	64	7/10	70	0/1	0			3	6	9	3		1		2		14
9	PESSOA Nilton	2.0	10:00	3/6	50	3/5	60	0/1	0	2/2	100				2	1	1			1	8
10	LIMA Everaldo	2.5	20:00	2/5	40	2/5	40						3	3	3		2		2	1	4
12	FERREIRA Anderson (C)	2.5	10:00	1/6	17	1/4	25	0/2	0	0/2	0				2	2		1	1	1	2
14	SILVA José Soares	2.0	15:42	8/9	89	8/9	89					1		1	3	1			1		16
Team/Coach																					
Totals				43/77	56	41/66	62	2/11	18	6/12	50	13	28	41	24	10	20	1	17	11	94
Coach		BARBOSA Maria																			
Assistant Coach		CONSTANTINO Maria																			

	MEX	BRA
Points from Turnovers	4	33
Points in the Paint	28	64
Second Chance Points	8	16
Fast Break Points	8	18

	MEX	BRA
Biggest Lead	0	57
Biggest Scoring Run	5-0(20-37)	12-0(0-12)
Lead Changes	0	
Times Tied	0	

Legend:

%	Shooting Percentage	(C)	Captain	*	Starters	AS	Assists
BS	Blocked Shots	DR	Defensive Rebounds	FO	Fouls On	M/A	Made/Attempts
MIN	Minutes Played	OR	Offensive Rebounds	OTx	Overtime	PF	Fouls
PTS	Points	Qx	Quarter Time	ST	Steals	TO	Turnovers
TOT	Total Rebounds						



Results

Resultados / Resultados

USA 85 vs 35 ARG

Attendance: 0

Referees: KREMARIK Frances (CAN)

Commissioner: MARIANO Pedro Antonio (BRA)

Umpires: RETIZ Mauro (MEX); CONCEICAO Elias Maximino (BRA)

		Q1		Q2		Q3		Q4	
Scoring by 5 min intervals:	USA	6	15	27	41	54	67	73	85
	ARG	3	11	15	17	21	27	29	35

USA - UNITED STATES of AMERICA

No.	Name	Class	MIN	Field Goals		2 Points		3 Points		Free Throws		Rebounds			AS	TO	ST	BS	PF	FO	PTS
				M/A	%	M/A	%	M/A	%	M/A	%	OR	DR	TOT							
*6	GEORGE Joshua	1.0	15:22	0/1	0	0/1	0					1	1					1	2	0	
*7	PAYE Michael	3.0	23:21	4/8	50	4/7	57	0/1	0			1	2	3	2	1		1			8
*11	SERIO Steven	3.5	20:59	3/6	50	3/5	60	0/1	0	2/2	100	1	3	4	3	4	3		2	1	8
*13	LADE Jeremy	2.5	25:36	5/11	45	5/11	45					2	2	4	11		2	1			10
*15	CHAMBERS Joseph	4.0	20:00	11/15	73	11/15	73			1/3	33	6	7	13		1			2	3	23
4	GOUGE Aaron	2.0	07:33	3/3	100	3/3	100			2/3	67		1	1						2	8
5	LYNCH Ian	1.0	10:22	0/1	0	0/1	0						1	1						1	0
8	COUNTS Jacob	3.5	11:29	2/4	50	2/4	50			8/10	80	1	4	5	1	1	1		3	6	12
9	SCOTT Matthew	4.0	10:00	0/1	0	0/1	0						5	5	1	2	2		2	1	0
10	MAZZI Jaime	2.0	14:50	4/7	57	2/3	67	2/4	50						2						10
12	GILBERT John	1.0	12:01	0/4	0	0/2	0	0/2	0											1	0
14	SCHULTE Paul	3.0	26:26	2/7	29	2/6	33	0/1	0	2/2	100	2	5	7	8		3		1	2	6
Team/Coach																					
Totals				34/68	50	32/59	54	2/9	22	15/20	75	13	36	49	28	10	12	2	11	20	85
Coach		WILSON Stephen																			
Assistant Coach		CHYNOMETH Tracy																			

ARG - ARGENTINA

No.	Name	Class	MIN	Field Goals		2 Points		3 Points		Free Throws		Rebounds			AS	TO	ST	BS	PF	FO	PTS	
				M/A	%	M/A	%	M/A	%	M/A	%	OR	DR	TOT								
*5	DOMÍNGUEZ Mario	4.5	17:18	1/5	20	1/5	20			2/2	100	1	2	3	1	3	1		4	2	4	
*7	PEREZ Amado	1.0	37:00	5/10	50	3/7	43	2/3	67			1	1	2		2	1		5	1	12	
*8	FERNANDEZ Alejandro	1.5	17:51	0/1	0	0/1	0												1	1	0	
*10	RUGGERI Maximiliano	2.5	30:46	2/6	33	1/2	50	1/4	25				6	6	1	7			1		5	
*14	BERDUN Adolfo	4.0	34:05	2/14	14	2/12	17	0/2	0	2/2	100		8	8		1			1	3	6	
4	CATALAÁ Christian	1.0	06:38										1	1						1	0	
6	LAGORIO Maximiliano	2.0	06:54	0/2	0	0/2	0														0	
9	BRUNO Claudio	1.5	11:37	0/1	0	0/1	0								1				1		0	
11	COPA Daniel	4.5	03:29	0/1	0	0/1	0														0	
12	GOMEZ Cristian	4.5	09:44	0/6	0	0/5	0	0/1	0			2	1	3	1	1			1	2	0	
13	PERALTA Sergio	3.5	17:50	3/5	60	3/5	60						2	2		6	1		3	1	6	
15	BOSSI Daniel	4.0	06:48	1/4	25	1/4	25			0/2	0	1	1	2		2			2	1	2	
Team/Coach																						
Totals				14/55	25	11/45	24	3/10	30	4/6	67	6	23	29	4	22	3			20	11	35
Coach		PATRONE Domingo																				
Assistant Coach		SILVANO Guillermo																				

	USA	ARG
Points from Turnovers	20	7
Points in the Paint	44	14
Second Chance Points	10	4
Fast Break Points	24	2

	USA	ARG
Biggest Lead	50	1
Biggest Scoring Run	18-0(41-15)	4-0(6-7)
Lead Changes	5	
Times Tied	1	

Legend:

%	Shooting Percentage	*	Starters	AS	Assists	BS	Blocked Shots
DR	Defensive Rebounds	FO	Fouls On	M/A	Made/Attempts	MIN	Minutes Played
OR	Offensive Rebounds	OTx	Overtime	PF	Fouls	PTS	Points
Qx	Quarter Time	ST	Steals	TO	Turnovers	TOT	Total Rebounds

Results

Resultados / Resultados

BRA 41 vs 73 CAN

Attendance: 0

Referees: RETIZ Mauro (MEX)

Commissioner: BESTILLEIRO Jorge (ARG)

Umpires: SALGUERO Cristian (ARG); GOMEZ RUF Antonia (ESP)

Scoring by 5 min intervals:		Q1		Q2		Q3		Q4	
BRA		0	4	8	12	17	22	28	41
CAN		9	24	34	37	44	52	61	73

BRA - BRAZIL

No.	Name	Class	MIN	Field Goals		2 Points		3 Points		Free Throws		Rebounds			AS	TO	ST	BS	PF	FO	PTS
				M/A	%	M/A	%	M/A	%	M/A	%	OR	DR	TOT							
*5	ROCA Heriberto	1.0	34:15	0/6	0	0/6	0												2	2	0
*8	NUNES Irio	4.5	07:00									3	3	1	1						0
*9	PESSOA Nilton	2.0	21:56	1/7	14	1/5	20	0/2	0			1	1	1					3		2
*11	SILVA Natanael	4.5	22:38	4/11	36	3/5	60	1/6	17	1/2	50	2	4	6		1	1		1	2	10
*14	SILVA José Soares	2.0	19:38	0/2	0	0/2	0					1		1		2			1		0
4	NASCIMENTO Wandemberg	2.0	15:45	0/2	0	0/2	0			2/2	100	1	1	2	2	3				2	2
6	SILVA Erick	3.5	15:51	2/9	22	2/8	25	0/1	0			1	4	5		4	1		1	1	4
7	SILVA José Marcos	4.0	11:54	4/5	80	4/5	80			2/2	100	2	1	3		2			1	2	10
10	LIMA Everaldo	2.5	03:34														2			1	0
12	FERREIRA Anderson (C)	2.5	22:00	2/10	20	2/5	40	0/5	0			1	2	3	2	2			4	1	4
13	MIRANDA Leandro	4.5	22:37	3/10	30	3/9	33	0/1	0	3/4	75	5	3	8		3		1	2	4	9
15	ALEXANDRE Sergio	2.0	02:52	0/1	0			0/1	0												0
Team/Coach																					
Totals				16/63	25	15/47	32	1/16	6	8/10	80	15	21	36	6	19	4	1	15	15	41
Coach		BARBOSA Maria																			
Assistant Coach		CONSTANTINO Maria																			

CAN - CANADA

No.	Name	Class	MIN	Field Goals		2 Points		3 Points		Free Throws		Rebounds			AS	TO	ST	BS	PF	FO	PTS
				M/A	%	M/A	%	M/A	%	M/A	%	OR	DR	TOT							
*4	DUREPOS David (C)	3.5	23:10	8/14	57	6/10	60	2/4	50	3/5	60	2	6	8	3	1	1		1	2	21
*5	BOWDEN Bradley	2.5	28:00	0/4	0	0/4	0					1	1	2		1	1		2	1	0
*7	PETER Richard	2.5	31:44	3/4	75	3/4	75			3/6	50	2	2	4	4	1	2		3	3	9
*10	LANCIA Adam	4.5	17:27	3/6	50	3/5	60	0/1	0				7	7	1	4			1	1	6
*13	STOUTENBURG Chris	1.0	32:10	1/6	17	1/6	17					1	2	3	4	3	5		3	1	2
6	ANDERSON Patrick	4.5	23:31	8/14	57	6/10	60	2/4	50	2/2	100	6	6	6	6	2	1	1	2	5	20
8	ROUILLARD Yvon	3.0	03:00	0/1	0	0/1	0					1	1	2		1					0
9	NORTON Ross	2.0	10:00	1/3	33	1/3	33						1	1	1				1		2
11	SMITH Corey	2.0	05:10													1			1		0
12	HEDGES Robert	2.5	10:56	2/2	100	2/2	100														4
14	WAGNER Brandon	1.0	06:50	1/2	50	1/2	50						2	2					1		2
15	ENG David	4.5	08:02	3/4	75	3/4	75			1/2	50		1	1						1	7
Team/Coach																					
Totals				30/60	50	26/51	51	4/9	44	9/15	60	9	32	41	19	14	10	1	15	14	73
Coach																					
Assistant Coach																					

	BRA	CAN
Points from Turnovers	10	19
Points in the Paint	24	36
Second Chance Points	12	6
Fast Break Points	6	16

	BRA	CAN
Biggest Lead	0	37
Biggest Scoring Run	5-0(41-73)	14-0(4-27)
Lead Changes	0	
Times Tied	0	

Legend:

%	Shooting Percentage	(C)	Captain	*	Starters	AS	Assists
BS	Blocked Shots	DR	Defensive Rebounds	FO	Fouls On	M/A	Made/Attempts
MIN	Minutes Played	OR	Offensive Rebounds	OTx	Overtime	PF	Fouls
PTS	Points	Qx	Quarter Time	ST	Steals	TO	Turnovers
TOT	Total Rebounds						



Results

Resultados / Resultados

VEN 63 vs 71 MEX

Attendance: 0

Referees: CONCEICAO Elias Maximino (BRA)

Commissioner: MARIANO Pedro Antonio (BRA)

Umpires: DA SILVA Chris Roger Pires (BRA); FERNANDEZ MACHUCA Hector (PUR)

		Q1		Q2		Q3		Q4	
Scoring by 5 min intervals:	VEN	6	19	29	36	42	46	59	63
	MEX	12	23	35	39	47	58	63	71

VEN - VENEZUELA

No.	Name	Class	MIN	Field Goals		2 Points		3 Points		Free Throws		Rebounds			AS	TO	ST	BS	PF	FO	PTS
				M/A	%	M/A	%	M/A	%	M/A	%	OR	DR	TOT							
*4	CORRALES Juan	4.0	37:30	7/16	44	7/16	44			1/5	20	1	6	7	6	1	1			6	15
*6	SIFONTES Jose	4.0	35:14	7/14	50	7/14	50			1/3	33	2	6	8	6	4	1		3	5	15
*7	GONZALEZ Eduardo	4.0	12:06	2/7	29	2/4	50	0/3	0						2	2		1	1	4	
*10	BARRIOS Juan Carlos	1.0	23:04	1/5	20	1/5	20					1		1	1	1				2	
*14	CARUCI Jose	1.0	25:09	2/2	100	2/2	100					1	2	3				2		4	
5	ROJAS Juan Carlos	1.0	00:00																	0	
8	GALLARDO Frank	2.0	00:00																	0	
9	MARCHAN Luis	2.5	00:00																	0	
11	JIMENEZ Anibal	3.5	09:16	4/6	67	4/6	67					1	1	2	1	1		1		8	
12	BRICEÑO Gaudy	3.0	00:00																	0	
13	SANTOS Nestor	1.5	31:47	3/4	75	3/4	75			1/2	50		3	3	2	1		5	2	7	
15	TOVAR Sergio	3.5	25:54	4/11	36	4/9	44	0/2	0	0/4	0	4	6	10	2	9	3	1	4	3	8
Team/Coach																					
Totals				30/65	46	30/60	50	0/5	0	3/14	21	11	27	38	15	20	9	1	16	17	63
Coach		ESPONOSA Jose																			
Assistant Coach		COMARE Hector																			

MEX - MEXICO

No.	Name	Class	MIN	Field Goals		2 Points		3 Points		Free Throws		Rebounds			AS	TO	ST	BS	PF	FO	PTS
				M/A	%	M/A	%	M/A	%	M/A	%	OR	DR	TOT							
*6	LUGO Francisco (C)	1.0	24:36	2/6	33	2/6	33								2	1			1	1	4
*11	GARCÍA Saúl	2.5	19:34	3/6	50	3/6	50						3	3	2	4			4		6
*12	DÍAZ Carlos	3.5	31:45	4/9	44	4/8	50	0/1	0			1	9	10	4	2	2	1	2	3	8
*13	ARRIAGA William	3.0	40:00	10/21	48	10/18	56	0/3	0	2/2	100	4	4	8	2	4		1	2	1	22
*15	ZAVALA Salvador	4.0	23:03	8/11	73	8/10	80	0/1	0	3/6	50	4	8	12	4	2	1		1	7	19
4	ROCHA Román	2.0	00:00																		0
5	QUEVEDO Sergio	1.0	15:24	0/1	0	0/1	0					1	1	2		2	1		1		0
7	VARGAS GARCÍA Antonio	2.0	17:11	2/5	40	1/4	25	1/1	100	2/3	67		1	1	1	1		2	2	7	
8	ROSAS Jorge	3.5	03:15							0/2	0	1	2	3	1			2	1	0	
9	GUAPU Guillermo	4.0	11:09	1/5	20	1/5	20							1	1	3		2		2	
10	LUVIANO Edgar	3.0	03:15							1/2	50								1	1	
14	PRIETO Eduardo	4.0	10:48	1/5	20	1/5	20					1		1		2	1			2	
Team/Coach																					
Totals				31/69	45	30/63	48	1/6	17	8/15	53	14	31	45	17	19	8	2	17	16	71
Coach		SANCHEZ Hugo																			
Assistant Coach		PIMENTEL Rene																			

	VEN	MEX
Points from Turnovers	10	13
Points in the Paint	52	40
Second Chance Points	15	19
Fast Break Points	18	10

	VEN	MEX
Biggest Lead	0	12
Biggest Scoring Run	10-0(59-60)	8-0(63-71)
Lead Changes	0	
Times Tied	3	

Legend:

%	Shooting Percentage	(C)	Captain	*	Starters	AS	Assists
BS	Blocked Shots	DR	Defensive Rebounds	FO	Fouls On	M/A	Made/Attempts
MIN	Minutes Played	OR	Offensive Rebounds	OTx	Overtime	PF	Fouls
PTS	Points	Qx	Quarter Time	ST	Steals	TO	Turnovers
TOT	Total Rebounds						



Results

Resultados / Resultados

USA 81 vs 34 COL

Attendance: 0

Referees: KREMARKI Frances (CAN)

Commissioner: JORGE JUNIOR Jorge Jose (BRA)

Umpires: ESTRADA Euclides (MEX); MATHIAS Gustavo Edson (BRA)

Scoring by 5 min intervals:		Q1		Q2		Q3		Q4	
USA		5	12	26	35	46	61	71	81
COL		4	7	11	14	19	24	28	34

USA - UNITED STATES of AMERICA

No.	Name	Class	MIN	Field Goals		2 Points		3 Points		Free Throws		Rebounds			AS	TO	ST	BS	PF	FO	PTS
				M/A	%	M/A	%	M/A	%	M/A	%	OR	DR	TOT							
*8	COUNTS Jacob	3.5	08:39	1/3	33	1/3	33												1		2
*9	SCOTT Matthew	4.0	21:15	11/15	73	11/15	73			0/1	0	3	7	10		2	3		1	2	22
*10	MAZZI Jaime	2.0	23:37	2/8	25	0/2	0	2/6	33			2		2	5		5		1	1	6
*12	GILBERT John	1.0	08:39	0/3	0	0/3	0					2		2			1				0
*14	SCHULTE Paul	3.0	25:20	4/13	31	2/9	22	2/4	50	1/2	50	2	6	8	6	2	1		2	1	11
4	GOUGE Aaron	2.0	06:39																1		0
5	LYNCH Ian	1.0	12:04	0/2	0	0/2	0													1	0
6	GEORGE Joshua	1.0	07:28	0/1	0	0/1	0										1			1	0
7	PAYE Michael	3.0	26:13	3/6	50	3/6	50			3/5	60	2	3	5	1					4	9
11	SERIO Steven	3.5	16:41	1/2	50	1/2	50			2/2	100	1	1	2	2	1	1		1	4	4
13	LADE Jeremy	2.5	26:41	5/10	50	5/10	50			1/4	25	2	2	8	2	2		1	5	11	
15	CHAMBERS Joseph	4.0	16:44	8/10	80	8/10	80					2	5	7	1	3	2	1	3		16
Team/Coach																					
Totals				35/73	48	31/63	49	4/10	40	7/14	50	15	27	42	23	10	16	1	11	19	81
Coach		WILSON Stephen																			
Assistant Coach		CHYNOMETH Tracy																			

COL - COLOMBIA

No.	Name	Class	MIN	Field Goals		2 Points		3 Points		Free Throws		Rebounds			AS	TO	ST	BS	PF	FO	PTS
				M/A	%	M/A	%	M/A	%	M/A	%	OR	DR	TOT							
*7	PULIDO Jose William	1.0	21:14	0/1	0	0/1	0					1		1					1		0
*8	CARRILLO Alexander	4.0	27:46	6/12	50	6/12	50						4	4	3	6	1		3		12
*12	CHAPARRO Miguel	1.0	23:13									1	1	2		5			5		0
*13	GONZALEZ Jose	4.0	14:16	0/8	0	0/8	0						1	1	4	1			2	1	0
*15	HAWKINS Rodney	4.0	38:29	6/20	30	6/17	35	0/3	0	2/4	50	4	8	12	1	4	1		2	5	14
4	CAPACHO Diego Fernando	3.0	00:00																		0
5	ALZATE Guillermo	1.5	24:19	1/2	50	1/2	50					1	1	2		1			1	2	2
6	RIOS Wilman	3.5	16:33										3	3	3	2				1	0
9	GARCIA Hector	2.0	07:42	0/2	0	0/2	0					1	1	2					1		0
10	CAICEDO Wilber	2.5	07:42	0/2	0	0/1	0	0/1	0				1	1		1			1		0
11	BOTERO Hildebrando	4.0	15:14	2/7	29	0/1	0	2/6	33						5				4	2	6
14	NINCO Luis	1.0	03:32																		0
Team/Coach																					
Totals				15/54	28	13/44	30	2/10	20	2/4	50	11	25	36	7	29	3		20	11	34
Coach		MELGAREJO Jose Hernan																			
Assistant Coach																					

	USA	COL
Points from Turnovers	27	3
Points in the Paint	54	14
Second Chance Points	13	5
Fast Break Points	22	

	USA	COL
Biggest Lead	47	0
Biggest Scoring Run	14-0(21-7)	4-0(73-32)
Lead Changes	1	
Times Tied	3	

Legend:

%	Shooting Percentage	*	Starters	AS	Assists	BS	Blocked Shots
DR	Defensive Rebounds	FO	Fouls On	M/A	Made/Attempts	MIN	Minutes Played
OR	Offensive Rebounds	OTx	Overtime	PF	Fouls	PTS	Points
Qx	Quarter Time	ST	Steals	TO	Turnovers	TOT	Total Rebounds

Results

Resultados / Resultados

PUR 23 vs 96 ARG

Attendance: 0

Referees: GONZALES Anthony (USA)

Commissioner: JORGE JUNIOR Jorge Jose (BRA)

Umpires: GOMEZ RUF Antonia (ESP); GONZALES Herbert (URU)

Scoring by 5 min intervals:		PUR		Q1		Q2		Q3		Q4	
		3	3	6	8	8	12	14	23		
		8	17	31	44	61	77	83	96		

PUR - PUERTO RICO

No.	Name	Class	MIN	Field Goals		2 Points		3 Points		Free Throws		Rebounds			AS	TO	ST	BS	PF	FO	PTS
				M/A	%	M/A	%	M/A	%	M/A	%	OR	DR	TOT							
*5	Ocasio Carlos	2.0	20:59	0/9	0	0/5	0	0/4	0	3/6	50	2	4	6		6			1	4	3
*6	Seijo Anthony	1.0	13:05												1	5			2		0
*11	Perez Hector	2.5	21:30	1/6	17	1/5	20	0/1	0	0/4	0	1	2	3		2				3	2
*13	Maldonado Hector	4.0	25:23	2/12	17	2/10	20	0/2	0	4/8	50	1	10	11		6	2		3	6	8
*15	Diaz Ralfy	4.0	19:08	1/2	50	1/2	50					1	6	7	1	6	3		5	2	2
4	Calderon Jose	3.5	30:16	1/8	13	1/8	13			0/2	0	2	2	4	1	10	2		2	4	2
7	Soto Carlos	1.0	07:45										1	1		3			1	1	0
8	Jenaro Esteban	2.5	05:30	0/1	0	0/1	0								1	1				1	0
9	Perez Orlando	1.5	11:27	1/5	20	1/5	20						2	2	1	2			2		2
10	Uribe Ramon	3.0	19:58	1/4	25	1/4	25					1		1		2			4		2
12	Hernandez Marcos	2.0	04:25	0/1	0	0/1	0									3			2	1	0
14	Mir Melido	2.5	20:34	1/3	33	1/3	33					1	3	4		4				1	2
Team/Coach																					
Totals				8/51	16	8/44	18	0/7	0	7/20	35	11	34	45	4	50	8		22	23	23
Coach		PEREZ Hector																			
Assistant Coach		MERCED Juan																			

ARG - ARGENTINA

No.	Name	Class	MIN	Field Goals		2 Points		3 Points		Free Throws		Rebounds			AS	TO	ST	BS	PF	FO	PTS
				M/A	%	M/A	%	M/A	%	M/A	%	OR	DR	TOT							
*6	LAGORIO Maximiliano	2.0	17:01	1/6	17	1/6	17					1	4	5	2	2	2		1		2
*7	Perez Amado	1.0	20:39	2/4	50	2/4	50					1	1	2	2		1			1	4
*10	RUGGERI Maximiliano	2.5	24:12	5/8	63	5/7	71	0/1	0	2/5	40	2	2	4	4	2	4		4	3	12
*12	GOMEZ Cristian	4.5	16:46	6/13	46	6/13	46			0/2	0	1	6	7	3		2		2	2	12
*14	BERDUN Adolfo	4.0	20:07	7/9	78	4/5	80	3/4	75	1/2	50		2	2	5	4	5		5	3	18
4	CATALAÁ Christian	1.0	20:00	1/4	25	1/4	25					1	2	3	1	2	3				2
5	DOMÍNGUEZ Mario	4.5	15:03	5/12	42	5/12	42			3/5	60	2	4	6	2		3		2	5	13
8	FERNANDEZ Alejandro	1.5	12:58	0/1	0	0/1	0					1	1	1	1	4			3		0
9	BRUNO Claudio	1.5	21:38	3/6	50	3/6	50			1/1	100		2	2	1	1	1		2	1	7
11	COPA Daniel	4.5	10:03	1/3	33	1/3	33					1	1	2	1	1				1	2
13	PERALTA Sergio	3.5	09:57	2/3	67	2/3	67			1/4	25	1	5	6	2	2	2	1	2	2	5
15	BOSSI Daniel	4.0	11:36	7/9	78	7/9	78			5/7	71		1	1	1	3	4		3	4	19
Team/Coach																					
Totals				40/78	51	37/73	51	3/5	60	13/26	50	11	34	45	25	18	31	1	24	22	96
Coach		PATRONE Domingo																			
Assistant Coach		SILVANO Guillermo																			

	PUR	ARG
Points from Turnovers	7	49
Points in the Paint	12	60
Second Chance Points	5	14
Fast Break Points	4	26

	PUR	ARG
Biggest Lead	0	76
Biggest Scoring Run	3-0(23-96)	25-0(8-63)
Lead Changes	0	
Times Tied	0	

Legend:

%	Shooting Percentage	*	Starters	AS	Assists	BS	Blocked Shots
DR	Defensive Rebounds	FO	Fouls On	M/A	Made/Attempts	MIN	Minutes Played
OR	Offensive Rebounds	OTx	Overtime	PF	Fouls	PTS	Points
Qx	Quarter Time	ST	Steals	TO	Turnovers	TOT	Total Rebounds



Results

Resultados / Resultados

BRA 107 vs 26 COL

Attendance: 0

Referees: BURFORD Jonathon (USA)

Commissioner: BESTILLEIRO Jorge (ARG)

Umpires: GONZALES Anthony (USA); KREMARIK Frances (CAN)

Scoring by 5 min intervals:		Q1		Q2		Q3		Q4	
BRA		13	18	31	46	64	80	93	107
COL		4	8	11	13	15	19	21	26

BRA - BRAZIL

No.	Name	Class	MIN	Field Goals		2 Points		3 Points		Free Throws		Rebounds			AS	TO	ST	BS	PF	FO	PTS
				M/A	%	M/A	%	M/A	%	M/A	%	OR	DR	TOT							
*5	ROCA Heriberto	1.0	29:26	0/1	0	0/1	0						1	1	3	2					0
*7	SILVA José Marcos	4.0	07:16	1/2	50	1/2	50						1		1				1	1	2
*9	PESSOA Nilton	2.0	13:49	2/3	67	2/3	67								1	2			1	1	4
*11	SILVA Natanael	4.5	22:05	5/8	63	5/8	63			3/5	60	1	4	5	2			2	3	13	
*12	FERREIRA Anderson (C)	2.5	20:00	6/13	46	4/9	44	2/4	50						6	3	2			1	14
4	NASCIMENTO Wandemberg	2.0	24:01	4/7	57	4/7	57			3/3	100	2	6	8	6	4	4		2	3	11
6	SILVA Erick	3.5	15:16	4/9	44	4/7	57	0/2	0	1/3	33	1	7	8	6	1	3		2	2	9
8	NUNES Irio	4.5	18:42	10/16	63	10/15	67	0/1	0	3/3	100	3	5	8	2	1	4	1	1	5	23
10	LIMA Everaldo	2.5	12:44	5/6	83	5/6	83						1	1	2				1	1	10
13	MIRANDA Leandro	4.5	09:13	5/7	71	5/7	71			2/5	40	2	1	3		1	1		1	3	12
14	SILVA José Soares	2.0	14:01	2/2	100	2/2	100			1/2	50				3					2	5
15	ALEXANDRE Sergio	2.0	10:00	2/3	67	2/3	67								2					1	4
Team/Coach																					
Totals				46/77	60	44/70	63	2/7	29	13/21	62	15	27	42	32	15	23	1	11	23	107
Coach		BARBOSA Maria																			
Assistant Coach		CONSTANTINO Maria																			

COL - COLOMBIA

No.	Name	Class	MIN	Field Goals		2 Points		3 Points		Free Throws		Rebounds			AS	TO	ST	BS	PF	FO	PTS
				M/A	%	M/A	%	M/A	%	M/A	%	OR	DR	TOT							
*7	PULIDO Jose William	1.0	13:40	1/1	100	1/1	100								2				5		2
*8	CARRILLO Alexander	4.0	20:04	6/12	50	6/12	50					1	3	4		5			3	2	12
*12	CHAPARRO Miguel	1.0	30:07	0/5	0	0/5	0						1	1		4	2		3		0
*13	GONZALEZ Jose	4.0	20:19	1/7	14	1/7	14			1/2	50	1	3	4	2	7	1	1	3	3	3
*15	HAWKINS Rodney	4.0	30:50	1/4	25	0/3	0	1/1	100	0/2	0		5	5	3	7	1	1	4	2	3
4	CAPACHO Diego Fernando	3.0	23:40	3/5	60	3/4	75	0/1	0				2	2	1	2	1		1	1	6
5	ALZATE Guillermo	1.5	08:12										1	1		2			1		0
6	RIOS Wilman	3.5	08:12	0/1	0	0/1	0									4			1	1	0
9	GARCIA Hector	2.0	23:40	0/2	0	0/2	0						1	2	3	1	8	1		2	0
10	CAICEDO Wilber	2.5	00:00																		0
11	BOTERO Hildebrando	4.0	16:55	0/3	0			0/3	0				1	1		2	1		2		0
14	NINCO Luis	1.0	04:21																		0
Team/Coach																					
Totals				12/40	30	11/35	31	1/5	20	1/4	25	3	18	21	7	43	7	2	23	11	26
Coach		MELGAREJO Jose Hernan																			
Assistant Coach																					

	BRA	COL
Points from Turnovers	52	2
Points in the Paint	74	14
Second Chance Points	15	
Fast Break Points	22	2

	BRA	COL
Biggest Lead	81	2
Biggest Scoring Run	17-0(46-11)	3-0(95-26)
Lead Changes	1	
Times Tied	1	

Legend:

%	Shooting Percentage	(C)	Captain	*	Starters	AS	Assists
BS	Blocked Shots	DR	Defensive Rebounds	FO	Fouls On	M/A	Made/Attempts
MIN	Minutes Played	OR	Offensive Rebounds	OTx	Overtime	PF	Fouls
PTS	Points	Qx	Quarter Time	ST	Steals	TO	Turnovers
TOT	Total Rebounds						


Results

Resultados / Resultados

ARG 55 vs 53 MEX
Attendance: 0
Referees:

GAUTHIER Sebastian (CAN)

Commissioner:

MORAES Doris (BRA)

Umpires:

CONCEICAO Elias Maximino (BRA); DA SILVA Chris Roger Pires (BRA)

Scoring by 5 min intervals:		Q1		Q2		Q3		Q4	
ARG		9	13	17	24	33	41	45	55
MEX		4	8	10	26	37	45	49	53

ARG - ARGENTINA

No.	Name	Class	MIN	Field Goals		2 Points		3 Points		Free Throws		Rebounds			AS	TO	ST	BS	PF	FO	PTS
				M/A	%	M/A	%	M/A	%	M/A	%	OR	DR	TOT							
*5	DOMÍNGUEZ Mario	4.5	19:05	1/5	20	1/5	20					8	8	3	2				3	1	2
*7	PEREZ Amado	1.0	40:00	0/4	0	0/4	0					2	2	2	2					1	0
*8	FERNANDEZ Alejandro	1.5	34:38									1	1	2	1		2		2		0
*10	RUGGERI Maximiliano	2.5	34:15	5/12	42	4/6	67	1/6	17			2	2	7	2					1	11
*14	BERDUN Adolfo	4.0	40:00	14/22	64	13/17	76	1/5	20	3/7	43	1	9	10	2	4		1	1	7	32
4	CATALAÁ Christian	1.0	00:00																		0
6	LAGORIO Maximiliano	2.0	00:00																		0
9	BRUNO Claudio	1.5	05:22	0/1	0	0/1	0			1/2	50					1				1	1
11	COPA Daniel	4.5	00:00																		0
12	GOMEZ Cristian	4.5	15:10	2/5	40	2/5	40			1/2	50	1	6	7	1					1	5
13	PERALTA Sergio	3.5	05:45	1/4	25	1/4	25					3	1	4	1		1				2
15	BOSSI Daniel	4.0	05:45	1/3	33	1/3	33					1		1		1			1		2
Team/Coach																					
Totals				24/56	43	22/45	49	2/11	18	5/11	45	7	31	38	17	11	4	1	7	12	55
Coach		PATRONE Domingo																			
Assistant Coach		SILVANO Guillermo																			

MEX - MEXICO

No.	Name	Class	MIN	Field Goals		2 Points		3 Points		Free Throws		Rebounds			AS	TO	ST	BS	PF	FO	PTS	
				M/A	%	M/A	%	M/A	%	M/A	%	OR	DR	TOT								
*6	LUGO Francisco (C)	1.0	40:00	3/8	38	3/8	38					3	3	3	2				1	1	6	
*11	GARCÍA Saúl	2.5	40:00	3/11	27	3/11	27					3	6	9	2	1			2	2	6	
*12	DÍAZ Carlos	3.5	40:00	3/10	30	3/10	30					2	7	9	3	3			3		6	
*13	ARRIAGA William	3.0	31:10	8/16	50	7/13	54	1/3	33	2/2	100	2	3	5	3	1			2		19	
*15	ZAVALA Salvador	4.0	13:23	2/9	22	2/8	25	0/1	0			2	2	1	1				1		4	
4	ROCHA Román	2.0	00:00																		0	
5	QUEVEDO Sergio	1.0	00:00																		0	
7	VARGAS GARCÍA Antonio	2.0	00:00																		0	
8	ROSAS Jorge	3.5	00:00																		0	
9	GUAPU Guillermo	4.0	26:37	4/8	50	4/7	57	0/1	0			2	2	4	1	1			3	3	8	
10	LUVIANO Edgar	3.0	08:50	2/6	33	2/6	33					1	1	1	1	1					4	
14	PRIETO Eduardo	4.0	00:00																		0	
Team/Coach																						
Totals				25/68	37	24/63	38	1/5	20	2/2	100	10	26	36	10	10	4			12	6	53
Coach		SANCHEZ Hugo																				
Assistant Coach		PIMENTEL Rene																				

	ARG	MEX
Points from Turnovers	9	4
Points in the Paint	34	30
Second Chance Points	8	12
Fast Break Points	14	2

	ARG	MEX
Biggest Lead	9	8
Biggest Scoring Run	10-0(51-49)	10-0(24-28)
Lead Changes	3	
Times Tied	2	

Legend:

%	Shooting Percentage	(C)	Captain	*	Starters	AS	Assists
BS	Blocked Shots	DR	Defensive Rebounds	FO	Fouls On	M/A	Made/Attempts
MIN	Minutes Played	OR	Offensive Rebounds	OTx	Overtime	PF	Fouls
PTS	Points	Qx	Quarter Time	ST	Steals	TO	Turnovers
TOT	Total Rebounds						



Results

Resultados / Resultados

CAN 75 vs 28 PUR

Attendance: 0

Referees: QUINTANA Matias (ARG)

Commissioner: MARIANO Pedro Antonio (BRA)

Umpires: ESTRADA Euclides (MEX); NEGRI Paulo Henrique (BRA)

Scoring by 5 min intervals:		Q1		Q2		Q3		Q4	
CAN		8	22	31	42	48	54	65	75
PUR		4	8	10	12	12	16	22	28

CAN - CANADA

No.	Name	Class	MIN	Field Goals		2 Points		3 Points		Free Throws		Rebounds			AS	TO	ST	BS	PF	FO	PTS
				M/A	%	M/A	%	M/A	%	M/A	%	OR	DR	TOT							
*6	ANDERSON Patrick	4.5	12:50	5/6	83	5/6	83					2	4	6	5	1	1	1			10
*8	ROUILLARD Yvon	3.0	21:15	6/12	50	6/12	50			4/9	44	4	1	5	1		1			4	16
*9	NORTON Ross	2.0	27:26	7/13	54	7/13	54			1/1	100	1	8	9		4			1	3	15
*11	SMITH Corey	2.0	28:41	3/3	100	3/3	100			1/2	50	1	3	4	2	1	1		1	1	7
*14	WAGNER Brandon	1.0	33:56	2/4	50	2/4	50					1	6	7	3	1					4
4	DUREPOS David (C)	3.5	00:00																		0
5	BOWDEN Bradley	2.5	06:04	0/1	0	0/1	0												1		0
7	PETER Richard	2.5	06:04									1	3	4	2						0
10	LANCIA Adam	4.5	05:15	1/3	33	1/3	33						1	1	1						2
12	HEDGES Robert	2.5	21:55	4/12	33	4/12	33					4		4	3					2	8
13	STOUTENBURG Chris	1.0	13:47	1/7	14	1/6	17	0/1	0				2	2	1	1		1	1		2
15	ENG David	4.5	22:47	5/11	45	5/10	50	0/1	0	1/1	100	3	5	8	2	1	3		2	2	11
Team/Coach																					
Totals				34/72	47	34/70	49	0/2	0	7/13	54	17	41	58	20	9	6	2	6	12	75
Coach		DUCHARME Marc																			
Assistant Coach		BOWES Paul																			

PUR - PUERTO RICO

No.	Name	Class	MIN	Field Goals		2 Points		3 Points		Free Throws		Rebounds			AS	TO	ST	BS	PF	FO	PTS
				M/A	%	M/A	%	M/A	%	M/A	%	OR	DR	TOT							
*5	OCASIO Carlos	2.0	19:29	0/13	0	0/8	0	0/5	0				1	1		5	1			1	0
*9	PEREZ Orlando	1.5	33:05	3/9	33	3/8	38	0/1	0				1	1	3	1	1		4		6
*13	MALDONADO Hector	4.0	30:00	6/18	33	6/16	38	0/2	0				5	5		4		1	2		12
*14	MIR Melido	2.5	18:47	0/4	0	0/4	0					1		1	1	1			1		0
*15	DIAZ Ralfy	4.0	37:19	1/9	11	1/7	14	0/2	0			4	8	12	1	1			3	2	2
4	CALDERON Jose	3.5	12:41	2/3	67	2/3	67			0/1	0	1	3	4		1			1	1	4
6	SEIJO Anthony	1.0	11:28	0/2	0	0/2	0										1		1		0
7	SOTO Carlos	1.0	10:00	0/1	0	0/1	0			2/2	100	1		1							2
8	JENARO Esteban	2.5	00:00																		0
10	URIBE Ramon	3.0	05:58																1		0
11	PEREZ Hector	2.5	14:36	1/6	17	1/5	20	0/1	0				1	1		1	1				2
12	HERNANDEZ Marcos	2.0	06:37	0/1	0	0/1	0						3	3		1				1	0
Team/Coach																					
Totals				13/66	20	13/55	24	0/11	0	2/3	67	11	22	33	5	15	4	1	13	5	28
Coach		PEREZ Hector																			
Assistant Coach		MERCED Juan																			

	CAN	PUR
Points from Turnovers	20	2
Points in the Paint	48	8
Second Chance Points	13	6
Fast Break Points	18	

	CAN	PUR
Biggest Lead	47	2
Biggest Scoring Run	20-0(54-12)	4-0(54-16)
Lead Changes	1	
Times Tied	2	

Legend:

%	Shooting Percentage	(C)	Captain	*	Starters	AS	Assists
BS	Blocked Shots	DR	Defensive Rebounds	FO	Fouls On	M/A	Made/Attempts
MIN	Minutes Played	OR	Offensive Rebounds	OTx	Overtime	PF	Fouls
PTS	Points	Qx	Quarter Time	ST	Steals	TO	Turnovers
TOT	Total Rebounds						



Results

Resultados / Resultados

USA 98 vs 34 VEN

Attendance: 0

Referees: SALGUERO Cristian (ARG)

Commissioner: JORGE JUNIOR Jorge Jose (BRA)

Umpires: RETIZ Mauro (MEX); MATHIAS Gustavo Edson (BRA)

		Q1		Q2		Q3		Q4	
Scoring by 5 min intervals:	USA	17	29	42	57	71	85	91	98
	VEN	0	2	4	9	14	20	25	34

USA - UNITED STATES of AMERICA

No.	Name	Class	MIN	Field Goals		2 Points		3 Points		Free Throws		Rebounds			AS	TO	ST	BS	PF	FO	PTS
				M/A	%	M/A	%	M/A	%	M/A	%	OR	DR	TOT							
*6	GEORGE Joshua	1.0	17:11	1/2	50	1/2	50					2	1	3		1	1		1	1	2
*7	PAYE Michael	3.0	24:41	7/10	70	7/10	70			2/2	100	1	4	5	2		2		1	1	16
*13	LADE Jeremy	2.5	20:00	3/8	38	3/8	38			3/4	75	2	2	4	3	2	2		1	2	9
*14	SCHULTE Paul	3.0	25:09	7/11	64	5/7	71	2/4	50	2/2	100		2	2	3		2		2	3	18
*15	CHAMBERS Joseph	4.0	05:26	4/5	80	4/5	80						1	1		1			1	1	8
4	GOUGE Aaron	2.5	14:51	0/1	0	0/1	0			2/2	100		2	2	2	2			1	1	2
5	LYNCH Ian	1.0	09:05									1	3	4			2		1		0
8	COUNTS Jacob	3.5	09:40	3/6	50	3/6	50			4/4	100	3		3	1	1			2	2	10
9	SCOTT Matthew	4.0	20:43	6/11	55	6/10	60	0/1	0	1/5	20	2	3	5	1	1	4	1	2	4	13
10	MAZZI Jaime	2.0	21:00	2/4	50	0/1	0	2/3	67	0/2	0	1	3	4	4	2	1				6
11	SERIO Steven	3.5	24:39	5/7	71	5/7	71			2/3	67		3	3	3	5	1		2	3	12
12	GILBERT John	1.0	07:35	1/1	100	1/1	100						1	1						1	2
Team/Coach																					
Totals				39/66	59	35/58	60	4/8	50	16/24	67	12	29	41	19	15	15	1	14	20	98
Coach		WILSON Stephen																			
Assistant Coach		CHYNOMETH Tracy																			

VEN - VENEZUELA

No.	Name	Class	MIN	Field Goals		2 Points		3 Points		Free Throws		Rebounds			AS	TO	ST	BS	PF	FO	PTS	
				M/A	%	M/A	%	M/A	%	M/A	%	OR	DR	TOT								
*4	CORRALES Juan	4.0	26:09	1/6	17	1/6	17						4	4	1	6			3	2	2	
*6	SIFONTES Jose	4.0	24:48	2/7	29	2/7	29			1/2	50	1	1	2	1	7			1	2	5	
*7	GONZALEZ Eduardo	4.0	07:25	2/2	100	1/1	100	1/1	100												5	
*10	BARRIOS Juan Carlos	1.0	21:21							0/2	0	1		1	1	3			1	2	0	
*14	CARUCI Jose	1.0	17:28	1/3	33	0/1	0	1/2	50			1		1					1	1	3	
5	ROJAS Juan Carlos	1.0	00:00																		0	
8	GALLARDO Frank	2.0	15:08	0/4	0	0/1	0	0/3	0	0/2	0		1	1		1	2		4	1	0	
9	MARCHAN Luis	2.5	17:21	0/3	0	0/3	0						1	1	2	1			1	1	0	
11	JIMENEZ Anibal	3.5	20:06	4/9	44	4/9	44			3/5	60	2	4	6		3			5	4	11	
12	BRICEÑO Gaudy	3.0	25:51	3/6	50	3/6	50					1		1	2	1	1				6	
13	SANTOS Nestor	1.5	12:01	0/2	0			0/2	0				3	3	3	1					0	
15	TOVAR Sergio	3.5	12:22	1/7	14	1/4	25	0/3	0	0/2	0	2	1	3		6			4	1	2	
Team/Coach																						
Totals				14/49	29	12/38	32	2/11	18	4/13	31	8	18	26	7	31	4			20	14	34
Coach		ESPONOSA Jose																				
Assistant Coach		COMARE Hector																				

	USA	VEN
Points from Turnovers	34	10
Points in the Paint	46	14
Second Chance Points	17	15
Fast Break Points	20	

	USA	VEN
Biggest Lead	69	0
Biggest Scoring Run	17-0(17-0)	5-0(85-25)
Lead Changes	1	
Times Tied	0	

Legend:

%	Shooting Percentage	*	Starters	AS	Assists	BS	Blocked Shots
DR	Defensive Rebounds	FO	Fouls On	M/A	Made/Attempts	MIN	Minutes Played
OR	Offensive Rebounds	OTx	Overtime	PF	Fouls	PTS	Points
Qx	Quarter Time	ST	Steals	TO	Turnovers	TOT	Total Rebounds



Results

Resultados / Resultados

PUR 48 vs 85 VEN

Attendance: 0

Referees: QUINTANA Matias (ARG)

Commissioner: MARIANO Pedro Antonio (BRA)

Umpires: RETIZ Mauro (MEX); NEGRI Paulo Henrique (BRA)

		Q1		Q2		Q3		Q4	
Scoring by 5 min intervals:	PUR	4	14	23	34	38	42	44	48
	VEN	9	22	31	38	50	63	73	85

PUR - PUERTO RICO

No.	Name	Class	MIN	Field Goals		2 Points		3 Points		Free Throws		Rebounds			AS	TO	ST	BS	PF	FO	PTS
				M/A	%	M/A	%	M/A	%	M/A	%	OR	DR	TOT							
*5	OCASIO Carlos	2.0	32:51	5/23	22	5/20	25	0/3	0	1/4	25	5	1	6	6	4	3		4	3	11
*9	PEREZ Orlando	1.5	34:24	0/4	0	0/4	0					3	3	6	1	5			1	2	0
*13	MALDONADO Hector	4.0	30:32	6/17	35	6/17	35			7/13	54	5	3	8		11			1	10	19
*14	MIR Melido	2.5	14:30	2/5	40	2/5	40			0/2	0	3	1	4	1	2	1		5	1	4
*15	DIAZ Ralfy	4.0	36:15	2/5	40	2/5	40			1/4	25	1	16	17	2	13	6	1	4	2	5
4	CALDERON Jose	3.5	13:13	2/7	29	2/7	29			0/2	0	1	1	2	1				1	3	4
6	SEIJO Anthony	1.0	05:36												1				1		0
7	SOTO Carlos	1.0	03:21	0/2	0	0/2	0														0
8	JENARO Esteban	2.5	00:00																		0
10	URIBE Ramon	3.0	03:21	0/1	0	0/1	0														0
11	PEREZ Hector	2.5	22:09	2/4	50	2/3	67	0/1	0	1/3	33				2				3	2	5
12	HERNANDEZ Marcos	2.0	03:48										2	2					1		0
Team/Coach																					
Totals				19/68	28	19/64	30	0/4	0	10/28	36	19	27	46	12	37	10	1	21	23	48
Coach	PEREZ Hector																				
Assistant Coach	MERCED Juan																				

VEN - VENEZUELA

No.	Name	Class	MIN	Field Goals		2 Points		3 Points		Free Throws		Rebounds			AS	TO	ST	BS	PF	FO	PTS	
				M/A	%	M/A	%	M/A	%	M/A	%	OR	DR	TOT								
*4	CORRALES Juan	4.0	29:08	12/21	57	12/21	57					1	7	8	8	7	6		2		24	
*9	MARCHAN Luis	2.5	28:03	3/8	38	3/8	38			6/8	75	2	7	9		3	2		5	5	12	
*10	BARRIOS Juan Carlos	1.0	35:06	2/2	100	2/2	100						1	1	2	2	4		3	1	4	
*11	JIMENEZ Anibal	3.5	25:49	6/22	27	6/22	27			2/9	22	14	3	17	2	2			2	6	14	
*12	BRICEÑO Gaudy	3.0	13:21	1/3	33	1/3	33			2/2	100		4	4		1			3	1	4	
5	ROJAS Juan Carlos	1.0	00:00																		0	
6	SIFONTES Jose	4.0	18:04	4/10	40	4/10	40			4/8	50	3	2	5	1	3	4		4	5	12	
7	GONZALEZ Eduardo	4.0	11:05	4/10	40	4/10	40					2	2	4		1	1		1		8	
8	GALLARDO Frank	2.0	06:29	1/4	25	1/2	50	0/2	0	1/2	50	1	2	3	1	1	3		1	1	3	
13	SANTOS Nestor	1.5	20:27	2/5	40	2/5	40					2	4	6		1	1		2	1	4	
14	CARUCI Jose	1.0	08:50														1		1		0	
15	TOVAR Sergio	3.5	03:38	0/2	0	0/2	0					1	1	2		2			1		0	
Team/Coach																						
Totals				35/87	40	35/85	41	0/2	0	15/29	52	27	38	65	14	23	22			25	20	85
Coach	ESPONOSA Jose																					
Assistant Coach	COMARE Hector																					

	PUR	VEN
Points from Turnovers	10	27
Points in the Paint	36	56
Second Chance Points	14	20
Fast Break Points	14	14

	PUR	VEN
Biggest Lead	0	37
Biggest Scoring Run	7-0(36-38)	10-0(36-48)
Lead Changes	0	
Times Tied	0	

Legend:

%	Shooting Percentage	*	Starters	AS	Assists	BS	Blocked Shots
DR	Defensive Rebounds	FO	Fouls On	M/A	Made/Attempts	MIN	Minutes Played
OR	Offensive Rebounds	OTx	Overtime	PF	Fouls	PTS	Points
Qx	Quarter Time	ST	Steals	TO	Turnovers	TOT	Total Rebounds



Results

Resultados / Resultados

COL 48 vs 79 MEX

Attendance: 0

Referees: SALGUERO Cristian (ARG)

Commissioner: JORGE JUNIOR Jorge Jose (BRA)

Umpires: MATHIAS Gustavo Edson (BRA); GONZALES Herbert (URU)

Scoring by 5 min intervals:		Q1		Q2		Q3		Q4	
COL		4	6	11	18	26	34	42	48
MEX		7	21	23	33	42	58	65	79

COL - COLOMBIA

No.	Name	Class	MIN	Field Goals		2 Points		3 Points		Free Throws		Rebounds			AS	TO	ST	BS	PF	FO	PTS	
				M/A	%	M/A	%	M/A	%	M/A	%	OR	DR	TOT								
*7	PULIDO Jose William	1.0	06:41									1	1	2		1			3	0		
*8	CARRILLO Alexander	4.0	15:11	3/8	38	3/8	38			2/3	67	2	1	3	4	2			2	2	8	
*12	CHAPARRO Miguel	1.0	30:00	0/2	0	0/2	0						2	2	4	3	1		2	0		
*13	GONZALEZ Jose	4.0	15:11	3/9	33	3/9	33			0/1	0		3	3		1			1	2	6	
*15	HAWKINS Rodney	4.0	30:00	6/21	29	6/15	40	0/6	0	0/3	0	3	6	9	2	3	3		3	4	12	
4	CAPACHO Diego Fernando	3.0	13:19	1/4	25	1/4	25					2	3	5		2	1			1	2	
5	ALZATE Guillermo	1.5	20:00	3/5	60	3/5	60			0/2	0		1	1		1	1		3	5	6	
6	RIOS Wilman	3.5	10:00	0/3	0	0/2	0	0/1	0			1	1	2						0		
9	GARCIA Hector	2.0	23:19	3/6	50	3/6	50			1/2	50	1	2	3	1	4	1		2	1	7	
10	CAICEDO Wilber	2.5	10:00	1/1	100	1/1	100													2		
11	BOTERO Hildebrando	4.0	26:19	2/9	22	1/3	33	1/6	17			2	1	3	1	5			3	1	5	
14	NINCO Luis	1.0	00:00																	0		
Team/Coach																						
Totals				22/68	32	21/55	38	1/13	8	3/11	27	14	22	36	12	22	7			19	16	48
Coach		MELGAREJO Jose Hernan																				
Assistant Coach																						

MEX - MEXICO

No.	Name	Class	MIN	Field Goals		2 Points		3 Points		Free Throws		Rebounds			AS	TO	ST	BS	PF	FO	PTS	
				M/A	%	M/A	%	M/A	%	M/A	%	OR	DR	TOT								
*6	LUGO Francisco (C)	1.0	02:39	0/1	0	0/1	0												1	0		
*11	GARCÍA Saúl	2.5	25:24	0/4	0	0/4	0					6	6	4					2	2	0	
*12	DÍAZ Carlos	3.5	15:24	2/5	40	2/5	40					1	2	3	1	1	1	1		4		
*13	ARRIAGA William	3.0	30:00	8/14	57	8/13	62	0/1	0	4/5	80	2	9	11	2	5	2	1	2	6	20	
*15	ZAVALA Salvador	4.0	02:39	0/2	0	0/2	0					1		1		1				0		
4	ROCHA Román	2.0	14:41	3/3	100	3/3	100								1				2	1	6	
5	QUEVEDO Sergio	1.0	27:21	3/5	60	3/5	60					1	2	3	2	2	1		2	2	6	
7	VARGAS GARCÍA Antonio	2.0	09:55	1/3	33	1/2	50	0/1	0				1	1	1				1	2		
8	ROSAS Jorge	3.5	10:00	1/1	100	1/1	100			2/4	50				3	2	1		2	2	4	
9	GUAPAO Guillermo	4.0	27:21	5/7	71	5/7	71			0/1	0	1	3	4	6	2	1		2	3	10	
10	LUVIANO Edgar	3.0	20:00	7/10	70	7/9	78	0/1	0				3	3	1	6	1			14		
14	PRIETO Eduardo	4.0	14:36	5/9	56	5/9	56			3/5	60	1	3	4	2		2		2	3	13	
Team/Coach																						
Totals				35/64	55	35/61	57	0/3	0	9/15	60	9	35	44	22	20	9	2		16	19	79
Coach		SANCHEZ Hugo																				
Assistant Coach		PIMENTEL Rene																				

	COL	MEX
Points from Turnovers	20	19
Points in the Paint	32	52
Second Chance Points	18	8
Fast Break Points	8	30

	COL	MEX
Biggest Lead	1	34
Biggest Scoring Run	6-0(32-46)	10-0(32-56)
Lead Changes	2	
Times Tied	0	

Legend:

%	Shooting Percentage	(C)	Captain	*	Starters	AS	Assists
BS	Blocked Shots	DR	Defensive Rebounds	FO	Fouls On	M/A	Made/Attempts
MIN	Minutes Played	OR	Offensive Rebounds	OTx	Overtime	PF	Fouls
PTS	Points	Qx	Quarter Time	ST	Steals	TO	Turnovers
TOT	Total Rebounds						



Results

Resultados / Resultados

ARG 30 vs 72 CAN

Attendance: 0

Referees: BURFORD Jonathon (USA)

Commissioner: MORAES Doris (BRA)

Umpires: CONCEICAO Elias Maximino (BRA); GOMEZ RUF Antonia (ESP)

Scoring by 5 min intervals:		Q1		Q2		Q3		Q4	
ARG		6	14	18	20	24	26	26	30
CAN		8	17	23	33	42	52	64	72

ARG - ARGENTINA

No.	Name	Class	MIN	Field Goals		2 Points		3 Points		Free Throws		Rebounds			AS	TO	ST	BS	PF	FO	PTS
				M/A	%	M/A	%	M/A	%	M/A	%	OR	DR	TOT							
*5	DOMÍNGUEZ Mario	4.5	12:25	2/6	33	2/6	33			1/2	50	3	4	7	2	1			2	1	5
*7	PEREZ Amado	1.0	26:45	1/4	25	1/4	25			0/2	0		1	1	2	2			3	1	2
*8	FERNANDEZ Alejandro	1.5	23:01	1/1	100	1/1	100								4				2	1	2
*10	RUGGERI Maximiliano	2.5	30:00	2/9	22	1/4	25	1/5	20				4	4	4	2			1		5
*14	BERDUN Adolfo	4.0	33:15	3/9	33	3/8	38	0/1	0	0/1	0		9	9	1	2			3	3	6
4	CATALAÁ Christian	1.0	10:00	1/1	100	1/1	100								2	1					2
6	LAGORIO Maximiliano	2.0	00:00																		0
9	BRUNO Claudio	1.5	20:14	2/4	50	2/4	50						3	3		1			1	1	4
11	COPA Daniel	4.5	14:05	1/7	14	1/7	14			0/2	0	1	3	4			1	1	1	3	2
12	GOMEZ Cristian	4.5	10:15	0/3	0	0/2	0	0/1	0						1	3				3	0
13	PERALTA Sergio	3.5	10:00	1/5	20	1/4	25	0/1	0			1	3	4		1			1		2
15	BOSSI Daniel	4.0	10:00	0/4	0	0/3	0	0/1	0			1	2	3		1			3		0
Team/Coach																					
Totals				14/53	26	13/44	30	1/9	11	1/7	14	6	30	36	10	19	2	1	20	10	30
Coach		PATRONE Domingo																			
Assistant Coach		SILVANO Guillermo																			

CAN - CANADA

No.	Name	Class	MIN	Field Goals		2 Points		3 Points		Free Throws		Rebounds			AS	TO	ST	BS	PF	FO	PTS
				M/A	%	M/A	%	M/A	%	M/A	%	OR	DR	TOT							
*4	DUREPOS David (C)	3.5	22:05	4/9	44	2/5	40	2/4	50	4/6	67	2	3	5	1		3		1	3	14
*5	BOWDEN Bradley	2.5	26:58	2/6	33	2/5	40	0/1	0			1	4	5		1	1				4
*7	PETER Richard	2.5	30:00	6/11	55	6/11	55			1/2	50	2	2	4	2		1		1	2	13
*10	LANCIA Adam	4.5	26:41	4/10	40	4/9	44	0/1	0	1/2	50	1	6	7	1	1			1	4	9
*13	STOUTENBURG Chris	1.0	28:07	3/9	33	3/8	38	0/1	0				4	4	1	1	1		4		6
6	ANDERSON Patrick	4.5	08:49	3/5	60	3/4	75	0/1	0	1/3	33	2	7	9	3	1	1			5	7
8	ROUILLARD Yvon	3.0	03:15	1/1	100	1/1	100								1						2
9	NORTON Ross	2.0	11:38	0/3	0	0/3	0			1/2	50		1	1	1	2				1	1
11	SMITH Corey	2.0	06:45	1/3	33	1/3	33					1	1	2	1						2
12	HEDGES Robert	2.5	04:53	0/1	0	0/1	0						1	1	1		1				0
14	WAGNER Brandon	1.0	13:17	0/1	0	0/1	0						1	1			2				0
15	ENG David	4.5	17:32	6/12	50	5/11	45	1/1	100	1/5	20	3	3	6	1	1			3	4	14
Team/Coach																					
Totals				30/71	42	27/62	44	3/9	33	9/20	45	14	35	49	13	7	10		10	19	72
Coach		DUCHARME Marc																			
Assistant Coach		BOWES Paul																			

	ARG	CAN
Points from Turnovers	2	19
Points in the Paint	14	40
Second Chance Points	4	19
Fast Break Points	2	12

	ARG	CAN
Biggest Lead	2	44
Biggest Scoring Run	6-0(26-42)	25-0(26-67)
Lead Changes	2	
Times Tied	3	

Legend:

%	Shooting Percentage	(C)	Captain	*	Starters	AS	Assists
BS	Blocked Shots	DR	Defensive Rebounds	FO	Fouls On	M/A	Made/Attempts
MIN	Minutes Played	OR	Offensive Rebounds	OTx	Overtime	PF	Fouls
PTS	Points	Qx	Quarter Time	ST	Steals	TO	Turnovers
TOT	Total Rebounds						

Results

Resultados / Resultados

BRA 35 vs 79 USA

Attendance: 0

Referees: GAUTHIER Sebastian (CAN)

Commissioner: KERR Trevor Andrew (CAN)

Umpires: QUINTANA Matias (ARG); KREMARIK Frances (CAN)

		Q1		Q2		Q3		Q4	
Scoring by 5 min intervals:	BRA	4	8	12	16	20	26	31	35
	USA	12	23	31	36	46	55	64	79

BRA - BRAZIL

No.	Name	Class	MIN	Field Goals		2 Points		3 Points		Free Throws		Rebounds			AS	TO	ST	BS	PF	FO	PTS
				M/A	%	M/A	%	M/A	%	M/A	%	OR	DR	TOT							
*5	ROCA Heriberto	1.0	19:56	1/2	50	1/2	50							1	3			2	1	2	
*7	SILVA José Marcos	4.0	09:57									1	1		1			4		0	
*9	PESSOA Nilton	2.0	16:23	0/1	0			0/1	0			1	1			1		2	1	0	
*12	FERREIRA Anderson (C)	2.5	27:48	1/14	7	1/7	14	0/7	0			1	5	6		7		4		2	
*13	MIRANDA Leandro	4.5	10:43	1/2	50	1/2	50			2/2	100	4	4	4		3	1		2	1	4
4	NASCIMENTO Wandemberg	2.0	20:41	1/3	33	1/3	33					3	3	4	3		1	1	1	2	
6	SILVA Erick	3.5	19:03	5/12	42	5/11	45	0/1	0	2/5	40	2	3	5	1	2	1		2	5	12
8	NUNES Irio	4.5	09:51	1/3	33	1/3	33					5	5	1	3				2	2	
10	LIMA Everaldo	2.5	16:44	3/6	50	3/6	50					1	2	3	1	2	1		1	6	
11	SILVA Natanael	4.5	21:00	1/6	17	0/3	0	1/3	33				4	4		2	1		3	3	
14	SILVA José Soares	2.0	23:52	1/5	20	1/4	25	0/1	0			1		1	3	3		3		2	
15	ALEXANDRE Sergio	2.0	04:02	0/1	0	0/1	0													0	
Team/Coach																					
Totals				15/55	27	14/42	33	1/13	8	4/7	57	8	29	37	11	29	5	1	24	11	35
Coach	BARBOSA Maria																				
Assistant Coach	CONSTANTINO Maria																				

USA - UNITED STATES of AMERICA

No.	Name	Class	MIN	Field Goals		2 Points		3 Points		Free Throws		Rebounds			AS	TO	ST	BS	PF	FO	PTS
				M/A	%	M/A	%	M/A	%	M/A	%	OR	DR	TOT							
*6	GEORGE Joshua	1.0	30:00	0/1	0	0/1	0						1	1		1		3		2	0
*7	PAYE Michael	3.0	35:34	10/15	67	9/12	75	1/3	33	5/6	83	4	4	2	1	1		1	4	26	
*13	LADE Jeremy	2.5	31:16	5/10	50	5/10	50			2/2	100	2	1	3	7	3	2		2	6	12
*14	SCHULTE Paul	3.0	21:23	2/7	29	1/5	20	1/2	50	3/4	75	1	4	5	3	1	2		2	3	8
*15	CHAMBERS Joseph	4.0	26:03	4/11	36	4/11	36					3	8	11	4	2	2			3	8
4	GOUGE Aaron	2.5	01:12																	0	
5	LYNCH Ian	1.0	03:53									1	1							0	
8	COUNTS Jacob	3.5	12:19	2/2	100	2/2	100					3	3		2	1				4	
9	SCOTT Matthew	4.0	09:10	2/6	33	2/5	40	0/1	0	2/6	33			1	1	2		1	5	6	
10	MAZZI Jaime	2.0	09:21	1/2	50	1/1	100	0/1	0			2	2					1		2	
11	SERIO Steven	3.5	18:37	5/10	50	5/10	50			3/4	75	2	2	2				1	3	13	
12	GILBERT John	1.0	01:12												1				1	0	
Team/Coach																					
Totals				31/64	48	29/57	51	2/7	29	15/22	68	7	31	38	20	11	13		11	24	79
Coach	WILSON Stephen																				
Assistant Coach	CHYNOMETH Tracy																				

	BRA	USA
Points from Turnovers	2	28
Points in the Paint	18	38
Second Chance Points		10
Fast Break Points	8	20

	BRA	USA
Biggest Lead	0	45
Biggest Scoring Run	4-0(8-17)	11-0(4-17)
Lead Changes		0
Times Tied		0

Legend:

%	Shooting Percentage	(C)	Captain	*	Starters	AS	Assists
BS	Blocked Shots	DR	Defensive Rebounds	FO	Fouls On	M/A	Made/Attempts
MIN	Minutes Played	OR	Offensive Rebounds	OTx	Overtime	PF	Fouls
PTS	Points	Qx	Quarter Time	ST	Steals	TO	Turnovers
TOT	Total Rebounds						



Results

Resultados / Resultados

ARG 34 vs 73 BRA

Attendance: 0

Referees: GAUTHIER Sebastian (CAN)

Commissioner: KERR Trevor Andrew (CAN)

Umpires: BURFORD Jonathon (USA); KREMARK Frances (CAN)

Scoring by 5 min intervals:		Q1		Q2		Q3		Q4	
ARG		5	8	12	14	20	26	30	34
BRA		10	14	25	38	46	59	63	73

ARG - ARGENTINA

No.	Name	Class	MIN	Field Goals		2 Points		3 Points		Free Throws		Rebounds			AS	TO	ST	BS	PF	FO	PTS
				M/A	%	M/A	%	M/A	%	M/A	%	OR	DR	TOT							
*5	DOMÍNGUEZ Mario	4.5	10:14	0/2	0	0/2	0									1			1	1	0
*7	PEREZ Amado	1.0	38:50	1/4	25	1/3	33	0/1	0							3			3	2	2
*8	FERNANDEZ Alejandro	1.5	21:15	0/2	0	0/2	0														0
*10	RUGGERI Maximiliano	2.5	31:41	2/11	18	2/10	20	0/1	0			1		1		4			1	2	4
*14	BERDUN Adolfo	4.0	40:00	6/14	43	5/11	45	1/3	33	4/4	100	2	5	7	1	4	1		2	10	17
4	CATALAÁ Christian	1.0	02:13																		0
6	LAGORIO Maximiliano	2.0	06:31	0/1	0	0/1	0					1	1	1	1						0
9	BRUNO Claudio	1.5	11:11	0/1	0	0/1	0			1/4	25				2			4	2	1	
11	COPA Daniel	4.5	08:41	2/4	50	2/4	50					2	1	3	1	1	1			1	4
12	GOMEZ Cristian	4.5	13:26	1/3	33	1/3	33					3	4	7	2	1			2	1	2
13	PERALTA Sergio	3.5	08:19	0/4	0	0/3	0	0/1	0							1	1		2		0
15	BOSSI Daniel	4.0	07:39	2/2	100	2/2	100									2					4
Team/Coach																					
Totals				14/48	29	13/42	31	1/6	17	5/8	63	10	14	24	5	20	3		16	19	34
Coach		PATRONE Domingo																			
Assistant Coach		SILVANO Guillermo																			

BRA - BRAZIL

No.	Name	Class	MIN	Field Goals		2 Points		3 Points		Free Throws		Rebounds			AS	TO	ST	BS	PF	FO	PTS
				M/A	%	M/A	%	M/A	%	M/A	%	OR	DR	TOT							
*4	NASCIMENTO Wandemberg	2.0	22:02	1/4	25	1/4	25			0/2	0	2	2	4	3	3			1		2
*6	SILVA Erick	3.5	16:53	3/9	33	3/8	38	0/1	0	3/5	60	4	4	8	4	1	2		4	3	9
*9	PESSOA Nilton	2.0	23:47	1/6	17	1/5	20	0/1	0			1	1	2	2	1			1	1	2
*13	MIRANDA Leandro	4.5	10:39	4/9	44	4/9	44					4	5	9		1			2	1	8
*14	SILVA José Soares	2.0	17:47	1/3	33	1/3	33								1		2			1	2
5	ROCA Heriberto	1.0	23:07	2/3	67	2/3	67					2	2	1	2				2		4
7	SILVA José Marcos	4.0	17:58	5/9	56	5/9	56			3/4	75	7	1	8	2	1	1		1	2	13
8	NUNES Irio	4.5	10:00	3/7	43	3/5	60	0/2	0	0/1	0	2	3	5	1	1	1		2	1	6
10	LIMA Everaldo	2.5	09:34	1/1	100	1/1	100			1/2	50	2		2		2	1		2	2	3
11	SILVA Natanael	4.5	24:30	10/14	71	10/14	71			0/1	0	3	5	8	1	1	1	1	3	3	20
12	FERREIRA Anderson (C)	2.5	07:30	1/4	25	1/2	50	0/2	0	0/2	0	1	1	1	1	1			1	1	2
15	ALEXANDRE Sergio	2.0	16:13	1/4	25	1/4	25								2	1	1				2
Team/Coach																					
Totals				33/73	45	33/67	49	0/6	0	7/17	41	29	26	55	18	15	9	1	19	15	73
Coach		BARBOSA Maria																			
Assistant Coach		CONSTANTINO Maria																			

	ARG	BRA
Points from Turnovers	9	18
Points in the Paint	24	62
Second Chance Points	11	39
Fast Break Points	4	8

	ARG	BRA
Biggest Lead	1	39
Biggest Scoring Run	4-0(20-44)	17-0(12-35)
Lead Changes	4	
Times Tied	0	

Legend:

%	Shooting Percentage	(C)	Captain	*	Starters	AS	Assists
BS	Blocked Shots	DR	Defensive Rebounds	FO	Fouls On	M/A	Made/Attempts
MIN	Minutes Played	OR	Offensive Rebounds	OTx	Overtime	PF	Fouls
PTS	Points	Qx	Quarter Time	ST	Steals	TO	Turnovers
TOT	Total Rebounds						



Results

Resultados / Resultados

CAN 50 vs 52 USA

Attendance: 0

Referees: SALGUERO Cristian (ARG) **Commissioner:** MORAES Doris (BRA)
Umpires: QUINTANA Matias (ARG); CONCEICAO Elias Maximino (BRA)

		Q1		Q2		Q3		Q4	
Scoring by 5 min intervals:	CAN	4	12	20	22	27	37	43	50
	USA	2	6	14	24	31	35	45	52

CAN - CANADA

No.	Name	Class	MIN	Field Goals		2 Points		3 Points		Free Throws		Rebounds			AS	TO	ST	BS	PF	FO	PTS
				M/A	%	M/A	%	M/A	%	M/A	%	OR	DR	TOT							
*4	DUREPOS David (C)	3.5	31:54	3/12	25	2/6	33	1/6	17			2	9	11	5	6			4	3	7
*5	BOWDEN Bradley	2.5	31:54	0/1	0	0/1	0						3	3					1	2	0
*7	PETER Richard	2.5	40:00	6/8	75	6/8	75					6	6		1	1			1		12
*10	LANCIA Adam	4.5	09:29	0/2	0	0/1	0	0/1	0			1	1	1	1	1			1	1	0
*13	STOUTENBURG Chris	1.0	40:00	3/16	19	3/15	20	0/1	0			1	1	3	1	1			1		6
6	ANDERSON Patrick	4.5	32:30	10/19	53	8/16	50	2/3	67	1/1	100	3	10	13	3	5	1	2	3	5	23
8	ROUILLARD Yvon	3.0	00:00																		0
9	NORTON Ross	2.0	00:00																		0
11	SMITH Corey	2.0	00:00																		0
12	HEDGES Robert	2.5	00:00																		0
14	WAGNER Brandon	1.0	08:06	0/1	0	0/1	0												1		0
15	ENG David	4.5	06:07	1/1	100	1/1	100					2	2		1				1		2
Team/Coach																					
Totals				23/60	38	20/49	41	3/11	27	1/1	100	6	35	41	12	15	4	2	13	11	50
Coach		DUCHARME Marc																			
Assistant Coach		BOWES Paul																			

USA - UNITED STATES of AMERICA

No.	Name	Class	MIN	Field Goals		2 Points		3 Points		Free Throws		Rebounds			AS	TO	ST	BS	PF	FO	PTS
				M/A	%	M/A	%	M/A	%	M/A	%	OR	DR	TOT							
*6	GEORGE Joshua	1.0	32:01	0/2	0	0/1	0	0/1	0										4		0
*7	PAYE Michael	3.0	30:00	1/9	11	0/6	0	1/3	33	2/2	100		7	7			1			2	5
*13	LADE Jeremy	2.5	37:59	3/14	21	3/14	21					2	3	5	3	1				1	6
*14	SCHULTE Paul	3.0	26:16	4/10	40	2/5	40	2/5	40			3	3	2		2			2	1	10
*15	CHAMBERS Joseph	4.0	24:33	10/18	56	10/18	56					7	7		3	1			3	2	20
4	GOUGE Aaron	2.5	00:00																		0
5	LYNCH Ian	1.0	00:00																		0
8	COUNTS Jacob	3.5	21:47	5/8	63	5/8	63			1/3	33	5	5	10		2		1	1	6	11
9	SCOTT Matthew	4.0	05:27	0/1	0	0/1	0					1	2	3							0
10	MAZZI Jaime	2.0	07:59	0/4	0			0/4	0			1	1		2					1	0
11	SERIO Steven	3.5	13:58	0/2	0	0/2	0					2	2	1	2	2			1		0
12	GILBERT John	1.0	00:00																		0
Team/Coach																					
Totals				23/68	34	20/55	36	3/13	23	3/5	60	9	30	39	6	10	6	1	11	13	52
Coach		WILSON Stephen																			
Assistant Coach		CHYNOMETH Tracy																			

	CAN	USA
Points from Turnovers	6	6
Points in the Paint	24	26
Second Chance Points	6	12
Fast Break Points		4

	CAN	USA
Biggest Lead	8	5
Biggest Scoring Run	6-0(14-6)	10-0(43-47)
Lead Changes		10
Times Tied		5

Legend:

%	Shooting Percentage	(C)	Captain	*	Starters	AS	Assists
BS	Blocked Shots	DR	Defensive Rebounds	FO	Fouls On	M/A	Made/Attempts
MIN	Minutes Played	OR	Offensive Rebounds	OTx	Overtime	PF	Fouls
PTS	Points	Qx	Quarter Time	ST	Steals	TO	Turnovers
TOT	Total Rebounds						

Cumulative Statistics

Estadísticas Acumuladas / Estatísticas Cumulativas

USA - UNITED STATES of AMERICA After 6 Games

No.	Name	Class	GP	MIN	MPG	Field Goals		2 Points		3 Points		Free Throws		Rebounds			AS	TO	ST	BS	PF	FO	PTS	PPG
						M/A	%	M/A	%	M/A	%	M/A	%	OR	DR	TOT								
15	CHAMBERS Joseph	4.0	6	111	18:34	43/69	62	43/69	62			1/3	33	12	34	46	7	11	6	2	13	9	87	14.5
7	PAYE Michael	3.0	6	161	26:51	32/56	57	29/48	60	3/8	38	12/15	80	5	25	30	15	3	4	1	2	11	79	13.2
14	SCHULTE Paul	3.0	6	146	24:28	26/58	45	19/40	48	7/18	39	9/11	82	8	21	29	26	3	11		9	11	68	11.3
13	LADE Jeremy	2.5	6	164	27:28	23/57	40	23/57	40			6/10	60	11	15	26	42	9	9	1	4	17	52	8.7
9	SCOTT Matthew	4.0	6	76	12:45	24/43	56	24/41	59	0/2	0	3/14	21	6	19	25	5	6	13	1	6	14	51	8.5
8	COUNTS Jacob	3.5	6	83	13:53	17/28	61	17/28	61			13/18	72	9	15	24	2	6	4	1	8	15	47	7.8
11	SERIO Steven	3.5	6	113	18:56	17/32	53	17/31	55	0/1	0	9/11	82	3	15	18	14	13	10	1	9	11	43	7.2
10	MAZZI Jaime	2.0	6	93	15:32	11/29	38	4/9	44	7/20	35	0/2	0	3	6	9	15	5	7	1	2	3	29	4.8
4	GOUGE Aaron	2.5	5	46	09:17	8/10	80	8/10	80			4/5	80	1	4	5	2	3	1		2	3	20	4.0
12	GILBERT John	1.0	5	42	08:28	5/15	33	5/13	38	0/2	0			3	3	6		1	3		1	2	10	2.0
6	GEORGE Joshua	1.0	6	109	18:10	1/7	14	1/6	17	0/1	0			2	3	5	1	1	5		8	4	2	0.3
5	LYNCH Ian	1.0	5	48	09:47	0/5	0	0/5	0					1	6	7	2	2	3		1	3	0	0.0
Team/Coach																								
Totals						207/409	51	190/357	53	17/52	33	57/89	64	67	193	260	131	63	76	8	65	103	488	81.3
Opponents						86/326	26	73/250	29	13/76	17	19/37	51	46	146	192	42	146	25	3	104	64	204	34.0

AVERAGES PER GAME

	USA	Opponents
Points from Turnovers	145	28
Points in the Paint	260	88
Second Chance Points	74	34
Fast Break Points	110	10

	USA	Opponents
Total Field Goals Made	34.5	14.3
2 Points Field Goals Made	31.7	12.2
3 Points Field Goals Made	2.8	2.2
Free Throws Made	9.5	3.2
Offensive Rebounds	11.2	7.7
Defensive Rebounds	32.2	24.3
Total Rebounds	43.3	32.0
Assists	21.8	7.0
Fouls	10.8	17.3
Turnovers	10.5	24.3
Steals	12.7	4.2
Blocked Shots	1.3	0.5
Points from Turnovers	24.2	4.7
Points in the Paint	43.3	14.7
Second Chance Points	12.3	5.7
Fast Break Points	18.3	1.7

Legend:

%	Shooting Percentage	AS	Assists	BS	Blocked Shots	DR	Defensive Rebounds
FO	Fouls On	GP	Games Played	M/A	Made/Attempt	MIN	Minutes Played
MPG	Minutes Played Per Game	OR	Offensive Rebounds	PF	Fouls	PPG	Points Per Game
PTS	Points	ST	Steals	TO	Turnovers	TOT	Total Rebounds

Cumulative Statistics

Estadísticas Acumuladas / Estatísticas Cumulativas

CAN - CANADA After 6 Games

No.	Name	Class	GP	MIN	MPG	Field Goals		2 Points		3 Points		Free Throws		Rebounds			AS	TO	ST	BS	PF	FO	PTS	PPG
						M/A	%	M/A	%	M/A	%	M/A	%	OR	DR	TOT								
4	DUREPOS David	3.5	5	117	23:25	33/63	52	22/37	59	11/26	42	8/12	67	7	21	28	17	8	7		6	12	85	17.0
6	ANDERSON Patrick	4.5	5	87	17:33	32/51	63	27/42	64	5/9	56	4/6	67	8	30	38	18	10	7	4	6	15	73	14.6
10	LANCIA Adam	4.5	6	103	17:11	24/50	48	23/45	51	1/5	20	4/9	44	4	22	26	7	7	6	1	5	13	53	8.8
15	ENG David	4.5	6	93	15:34	24/48	50	23/45	51	1/3	33	3/12	25	8	24	32	6	6	4		10	12	52	8.7
7	PETER Richard	2.5	6	158	26:21	19/33	58	19/33	58			5/9	56	7	23	30	16	5	10		8	6	43	7.2
9	NORTON Ross	2.0	5	79	15:49	10/22	45	10/22	45			2/3	67	1	14	15	6	10	2		5	4	22	4.4
8	ROUILLARD Yvon	3.0	5	49	09:48	8/18	44	8/18	44			5/11	45	6	7	13	3	2	3		2	6	21	4.2
13	STOUTENBURG Chris	1.0	6	152	25:25	12/44	27	12/41	29	0/3	0	1/2	50	2	11	13	13	10	10	1	13	4	25	4.2
12	HEDGES Robert	2.5	5	72	14:35	8/25	32	8/24	33	0/1	0	3/6	50	5	7	12	6	4	1		2	5	19	3.8
5	BOWDEN Bradley	2.5	6	141	23:30	6/22	27	6/19	32	0/3	0			3	10	13	1	4	5		7	4	12	2.0
11	SMITH Corey	2.0	5	53	10:40	4/6	67	4/6	67			1/2	50	3	4	7	3	2	1		4	2	9	1.8
14	WAGNER Brandon	1.0	6	92	15:22	3/9	33	3/9	33					1	13	14	4	3	2		7		6	1.0
Team/Coach																								
Totals						183/391	47	165/341	48	18/50	36	36/72	50	62	206	268	100	71	58	6	75	83	420	70.0
Opponents						96/348	28	89/283	31	7/65	11	29/58	50	57	152	209	43	113	26	6	86	74	228	38.0

AVERAGES PER GAME

	CAN	Opponents
Points from Turnovers	102	34
Points in the Paint	228	112
Second Chance Points	62	42
Fast Break Points	58	16

	CAN	Opponents
Total Field Goals Made	30.5	16.0
2 Points Field Goals Made	27.5	14.8
3 Points Field Goals Made	3.0	1.2
Free Throws Made	6.0	4.8
Offensive Rebounds	10.3	9.5
Defensive Rebounds	34.3	25.3
Total Rebounds	44.7	34.8
Assists	16.7	7.2
Fouls	12.5	14.3
Turnovers	11.8	18.8
Steals	9.7	4.3
Blocked Shots	1.0	1.0
Points from Turnovers	17.0	5.7
Points in the Paint	38.0	18.7
Second Chance Points	10.3	7.0
Fast Break Points	9.7	2.7

Legend:

%	Shooting Percentage	AS	Assists	BS	Blocked Shots	DR	Defensive Rebounds
FO	Fouls On	GP	Games Played	M/A	Made/Attempt	MIN	Minutes Played
MPG	Minutes Played Per Game	OR	Offensive Rebounds	PF	Fouls	PPG	Points Per Game
PTS	Points	ST	Steals	TO	Turnovers	TOT	Total Rebounds

Cumulative Statistics

Estadísticas Acumuladas / Estatísticas Cumulativas

BRA - BRAZIL After 6 Games

No.	Name	Class	GP	MIN	MPG	Field Goals		2 Points		3 Points		Free Throws		Rebounds			AS	TO	ST	BS	PF	FO	PTS	PPG
						M/A	%	M/A	%	M/A	%	M/A	%	OR	DR	TOT								
11	SILVA Natanael	4.5	6	120	20:01	32/56	57	29/43	67	3/13	23	6/11	55	9	25	34	9	5	14	1	12	11	73	12.2
8	NUNES Irio	4.5	6	80	13:22	27/47	57	27/43	63	0/4	0	3/4	75	12	28	40	10	6	6	2	6	10	57	9.5
6	SILVA Erick	3.5	6	106	17:41	25/59	42	25/52	48	0/7	0	6/13	46	14	28	42	14	11	13		13	13	56	9.3
13	MIRANDA Leandro	4.5	6	88	14:45	22/42	52	22/41	54	0/1	0	9/17	53	14	19	33	5	10	7	1	10	15	53	8.8
7	SILVA José Marcos	4.0	6	67	11:12	15/24	63	15/24	63			6/7	86	12	10	22	4	6	7		9	7	36	6.0
12	FERREIRA Anderson	2.5	6	110	18:26	16/62	26	13/37	35	3/25	12	0/4	0	5	8	13	14	18	6	1	13	4	35	5.8
14	SILVA José Soares	2.0	6	107	17:57	17/27	63	17/26	65	0/1	0	1/2	50	3	1	4	10	7	4		5	3	35	5.8
4	NASCIMENTO Wandemberg	2.0	6	122	20:27	11/27	41	11/27	41			8/12	67	8	13	21	20	17	9	1	8	10	30	5.0
10	LIMA Everaldo	2.5	6	72	12:06	14/21	67	14/21	67			2/4	50	4	5	9	6	4	10		6	7	30	5.0
5	ROCA Heriberto	1.0	6	170	28:20	8/20	40	7/18	39	1/2	50	2/2	100	2	5	7	10	10	3		10	4	19	3.2
9	PESSOA Nilton	2.0	6	95	15:57	8/27	30	8/22	36	0/5	0	2/2	100	2	3	5	6	5	4		9	4	18	3.0
15	ALEXANDRE Sergio	2.0	6	54	09:01	4/16	25	4/13	31	0/3	0						9	1	3		2	1	8	1.3
Team/Coach																								
Totals						199/428	46	192/367	52	7/61	11	45/78	58	99	159	258	117	100	86	6	103	89	450	75.0
Opponents						120/313	38	111/273	41	9/40	23	42/81	52	47	137	184	67	149	41	4	90	102	291	48.5

AVERAGES PER GAME

	BRA	Opponents
Points from Turnovers	153	68
Points in the Paint	310	164
Second Chance Points	106	38
Fast Break Points	82	50

	BRA	Opponents
Total Field Goals Made	33.2	20.0
2 Points Field Goals Made	32.0	18.5
3 Points Field Goals Made	1.2	1.5
Free Throws Made	7.5	7.0
Offensive Rebounds	16.5	7.8
Defensive Rebounds	26.5	22.8
Total Rebounds	43.0	30.7
Assists	19.5	11.2
Fouls	17.2	15.0
Turnovers	16.7	24.8
Steals	14.3	6.8
Blocked Shots	1.0	0.7
Points from Turnovers	25.5	11.3
Points in the Paint	51.7	27.3
Second Chance Points	17.7	6.3
Fast Break Points	13.7	8.3

Legend:

%	Shooting Percentage	AS	Assists	BS	Blocked Shots	DR	Defensive Rebounds
FO	Fouls On	GP	Games Played	M/A	Made/Attempt	MIN	Minutes Played
MPG	Minutes Played Per Game	OR	Offensive Rebounds	PF	Fouls	PPG	Points Per Game
PTS	Points	ST	Steals	TO	Turnovers	TOT	Total Rebounds



Cumulative Statistics

Estadísticas Acumuladas / Estatísticas Cumulativas

ARG - ARGENTINA After 6 Games

No.	Name	Class	GP	MIN	MPG	Field Goals		2 Points		3 Points		Free Throws		Rebounds			AS	TO	ST	BS	PF	FO	PTS	PPG
						M/A	%	M/A	%	M/A	%	M/A	%	OR	DR	TOT								
14	BERDUN Adolfo	4.0	6	207	34:34	42/89	47	37/68	54	5/21	24	15/26	58	3	38	41	17	22	7	1	14	34	104	17.3
10	RUGGERI Maximiliano	2.5	6	186	31:01	27/61	44	23/43	53	4/18	22	4/7	57	4	16	20	18	21	5		8	8	62	10.3
15	BOSSI Daniel	4.0	6	46	07:42	11/22	50	11/21	52	0/1	0	5/11	45	3	6	9	2	9	4	1	9	6	27	4.5
7	PEREZ Amado	1.0	6	193	32:10	12/33	36	10/29	34	2/4	50	0/2	0	4	6	10	7	11	2		12	6	26	4.3
5	DOMÍNGUEZ Mario	4.5	6	82	13:41	9/33	27	9/33	27			6/9	67	9	23	32	9	8	4		13	11	24	4.0
12	GOMEZ Cristian	4.5	6	74	12:28	11/37	30	11/35	31	0/2	0	1/4	25	10	24	34	8	5	2		9	8	23	3.8
13	PERALTA Sergio	3.5	6	57	09:39	9/23	39	9/21	43	0/2	0	3/8	38	6	12	18	3	10	5	1	8	5	21	3.5
9	BRUNO Claudio	1.5	6	80	13:24	7/16	44	7/16	44			3/7	43		5	5	3	4	2		8	6	17	2.8
11	COPA Daniel	4.5	5	54	10:50	7/19	37	7/19	37			0/4	0	5	14	19	5	5	3	2	1	8	14	2.8
4	CATALAÁ Christian	1.0	5	49	09:48	2/5	40	2/5	40					1	3	4	1	4	4		1		4	0.8
6	LAGORIO Maximiliano	2.0	4	40	10:05	1/9	11	1/9	11					1	5	6	4	3	2		2		2	0.5
8	FERNANDEZ Alejandro	1.5	6	128	21:28	1/5	20	1/5	20					1	3	4	2	6	6		9	2	2	0.3
Team/Coach																						1		
Totals						139/352	39	128/304	42	11/48	23	37/78	47	52	170	222	79	108	46	5	95	94	326	54.3
Opponents						153/401	38	147/360	41	6/41	15	41/81	51	87	178	265	89	109	53	3	96	91	353	58.8

AVERAGES PER GAME

	ARG	Opponents
Points from Turnovers	99	78
Points in the Paint	190	218
Second Chance Points	48	89
Fast Break Points	62	50

	ARG	Opponents
Total Field Goals Made	23.2	25.5
2 Points Field Goals Made	21.3	24.5
3 Points Field Goals Made	1.8	1.0
Free Throws Made	6.2	6.8
Offensive Rebounds	8.7	14.5
Defensive Rebounds	28.3	29.7
Total Rebounds	37.0	44.2
Assists	13.2	14.8
Fouls	15.8	16.0
Turnovers	18.0	18.2
Steals	7.7	8.8
Blocked Shots	0.8	0.5
Points from Turnovers	16.5	13.0
Points in the Paint	31.7	36.3
Second Chance Points	8.0	14.8
Fast Break Points	10.3	8.3

Legend:

%	Shooting Percentage	AS	Assists	BS	Blocked Shots	DR	Defensive Rebounds
FO	Fouls On	GP	Games Played	M/A	Made/Attempt	MIN	Minutes Played
MPG	Minutes Played Per Game	OR	Offensive Rebounds	PF	Fouls	PPG	Points Per Game
PTS	Points	ST	Steals	TO	Turnovers	TOT	Total Rebounds

Cumulative Statistics

Estadísticas Acumuladas / Estatísticas Cumulativas

MEX - MEXICO After 5 Games

No.	Name	Class	GP	MIN	MPG	Field Goals		2 Points		3 Points		Free Throws		Rebounds			AS	TO	ST	BS	PF	FO	PTS	PPG
						M/A	%	M/A	%	M/A	%	M/A	%	OR	DR	TOT								
13	ARRIAGA William	3.0	5	139	27:58	29/64	45	28/52	54	1/12	8	8/9	89	10	18	28	10	15	3	2	6	7	67	13.4
12	DÍAZ Carlos	3.5	5	139	27:57	17/36	47	17/34	50	0/2	0	2/6	33	6	22	28	6	16	7	2	10	12	36	7.2
15	ZAVALA Salvador	4.0	5	79	15:48	14/37	38	14/34	41	0/3	0	7/12	58	5	20	25	5	8	2		6	13	35	7.0
10	LUVIANO Edgar	3.0	5	92	18:31	14/32	44	13/26	50	1/6	17	3/8	38	1	5	6	1	17	2		2	5	32	6.4
14	PRIETO Eduardo	4.0	4	82	20:35	10/24	42	10/24	42			4/9	44	7	12	19	6	4	6		5	8	24	6.0
9	GUAPO Guillermo	4.0	5	85	17:07	12/26	46	12/25	48	0/1	0	2/4	50	5	6	11	8	11	5		8	10	26	5.2
6	LUGO Francisco	1.0	5	135	27:05	8/25	32	8/24	33	0/1	0			2	12	14	9	15	1		7	2	16	3.2
11	GARCÍA Saúl	2.5	5	108	21:42	8/28	29	8/28	29					6	18	24	12	7			10	4	16	3.2
4	ROCHA Román	2.0	2	19	09:42	3/3	100	3/3	100									2			2	1	6	3.0
7	VARGAS GARCÍA Antonio	2.0	4	39	09:52	4/13	31	3/9	33	1/4	25	2/3	67		4	4	2	3			4	2	11	2.8
8	ROSAS Jorge	3.5	2	13	06:37	1/1	100	1/1	100			2/6	33	1	2	3	4	2	1		4	3	4	2.0
5	QUEVEDO Sergio	1.0	4	64	16:09	3/13	23	3/11	27	0/2	0			2	5	7	2	6	2		3	3	6	1.5
Team/Coach																								
Totals						123/302	41	120/271	44	3/31	10	30/57	53	52	142	194	65	106	29	4	67	70	279	55.8
Opponents						152/334	46	144/283	51	8/51	16	20/55	36	54	137	191	85	77	56	4	71	67	332	66.4

AVERAGES PER GAME

	MEX	Opponents
Points from Turnovers	49	95
Points in the Paint	170	220
Second Chance Points	49	65
Fast Break Points	54	68

	MEX	Opponents
Total Field Goals Made	24.6	30.4
2 Points Field Goals Made	24.0	28.8
3 Points Field Goals Made	0.6	1.6
Free Throws Made	6.0	4.0
Offensive Rebounds	10.4	10.8
Defensive Rebounds	28.4	27.4
Total Rebounds	38.8	38.2
Assists	13.0	17.0
Fouls	13.4	14.2
Turnovers	21.2	15.4
Steals	5.8	11.2
Blocked Shots	0.8	0.8
Points from Turnovers	9.8	19.0
Points in the Paint	34.0	44.0
Second Chance Points	9.8	13.0
Fast Break Points	10.8	13.6

Legend:

%	Shooting Percentage	AS	Assists	BS	Blocked Shots	DR	Defensive Rebounds
FO	Fouls On	GP	Games Played	M/A	Made/Attempt	MIN	Minutes Played
MPG	Minutes Played Per Game	OR	Offensive Rebounds	PF	Fouls	PPG	Points Per Game
PTS	Points	ST	Steals	TO	Turnovers	TOT	Total Rebounds



Cumulative Statistics

Estadísticas Acumuladas / Estatísticas Cumulativas

COL - COLOMBIA After 5 Games

No.	Name	Class	GP	MIN	MPG	Field Goals		2 Points		3 Points		Free Throws		Rebounds			AS	TO	ST	BS	PF	FO	PTS	PPG
						M/A	%	M/A	%	M/A	%	M/A	%	OR	DR	TOT								
15	HAWKINS Rodney	4.0	5	173	34:41	34/86	40	31/70	44	3/16	19	2/14	14	14	33	47	11	18	13	2	13	14	73	14.6
8	CARRILLO Alexander	4.0	5	86	17:20	15/41	37	15/40	38	0/1	0	4/7	57	5	10	15	15	18	1	13	7	34	6.8	
13	GONZALEZ Jose	4.0	5	86	17:18	14/47	30	14/46	30	0/1	0	2/4	50	3	18	21	6	19	7	1	12	8	30	6.0
12	CHAPARRO Miguel	1.0	5	144	28:50	11/28	39	11/28	39			0/1	0	10	8	18	6	17	4	16	3	22	4.4	
9	GARCIA Hector	2.0	5	94	18:50	10/26	38	10/26	38			2/4	50	3	7	10	6	19	5	10	4	22	4.4	
4	CAPACHO Diego Fernando	3.0	4	58	14:33	7/14	50	7/13	54	0/1	0	0/2	0	2	7	9	2	7	3	3	4	14	3.5	
11	BOTERO Hildebrando	4.0	5	84	16:51	6/25	24	3/8	38	3/17	18	1/2	50	2	3	5	7	14	4	13	6	16	3.2	
6	RIOS Wilman	3.5	5	66	13:14	7/14	50	7/13	54	0/1	0	0/1	0	3	9	12	5	7	6	5	5	14	2.8	
5	ALZATE Guillermo	1.5	5	92	18:33	6/12	50	6/12	50			0/2	0	4	3	7	3	6	2	6	9	12	2.4	
10	CAICEDO Wilber	2.5	4	44	11:09	1/9	11	1/5	20	0/4	0	1/2	50	1	2	3	3	1	4	1	2	3	0.8	
7	PULIDO Jose William	1.0	5	58	11:37	1/5	20	1/5	20					2	2	4		6	2	10		2	0.4	
14	NINCO Luis	1.0	3	10	03:34																	0	0.0	
Team/Coach																								
Totals						112/307	36	106/266	40	6/41	15	12/39	31	57	114	171	64	132	51	3	102	62	242	48.4
Opponents						163/323	50	155/290	53	8/33	24	42/87	48	61	149	210	102	99	61	6	62	98	376	75.2

AVERAGES PER GAME

	COL	Opponents
Points from Turnovers	62	130
Points in the Paint	156	244
Second Chance Points	55	49
Fast Break Points	24	92

	COL	Opponents
Total Field Goals Made	22.4	32.6
2 Points Field Goals Made	21.2	31.0
3 Points Field Goals Made	1.2	1.6
Free Throws Made	2.4	8.4
Offensive Rebounds	11.4	12.2
Defensive Rebounds	22.8	29.8
Total Rebounds	34.2	42.0
Assists	12.8	20.4
Fouls	20.4	12.4
Turnovers	26.4	19.8
Steals	10.2	12.2
Blocked Shots	0.6	1.2
Points from Turnovers	12.4	26.0
Points in the Paint	31.2	48.8
Second Chance Points	11.0	9.8
Fast Break Points	4.8	18.4

Legend:

%	Shooting Percentage	AS	Assists	BS	Blocked Shots	DR	Defensive Rebounds
FO	Fouls On	GP	Games Played	M/A	Made/Attempt	MIN	Minutes Played
MPG	Minutes Played Per Game	OR	Offensive Rebounds	PF	Fouls	PPG	Points Per Game
PTS	Points	ST	Steals	TO	Turnovers	TOT	Total Rebounds

Cumulative Statistics

Estadísticas Acumuladas / Estatísticas Cumulativas

VEN - VENEZUELA After 5 Games

No.	Name	Class	GP	MIN	MPG	Field Goals		2 Points		3 Points		Free Throws		Rebounds			AS	TO	ST	BS	PF	FO	PTS	PPG
						M/A	%	M/A	%	M/A	%	M/A	%	OR	DR	TOT								
4	CORRALES Juan	4.0	5	154	30:51	24/65	37	24/65	37			3/10	30	2	31	33	20	24	12	1	11	14	51	10.2
6	SIFONTES Jose	4.0	5	130	26:01	18/46	39	18/44	41	0/2	0	12/22	55	7	12	19	12	28	6		11	22	48	9.6
11	JIMENEZ Anibal	3.5	5	89	17:52	21/49	43	21/49	43			5/18	28	20	13	33	5	10	1		14	15	47	9.4
7	GONZALEZ Eduardo	4.0	5	53	10:46	10/26	38	8/20	40	2/6	33	2/4	50	2	2	4		6	3		3	3	24	4.8
15	TOVAR Sergio	3.5	5	82	16:29	8/34	24	8/24	33	0/10	0	3/14	21	8	16	24	4	26	4	1	12	11	19	3.8
13	SANTOS Nestor	1.5	5	88	17:44	8/18	44	7/14	50	1/4	25	1/2	50	3	11	14		8	3		7	3	18	3.6
12	BRICEÑO Gaudy	3.0	4	65	16:18	6/15	40	6/15	40			2/4	50	2	5	7	3	2	1		6	2	14	3.5
9	MARCHAN Luis	2.5	4	61	15:20	3/12	25	3/12	25			6/8	75	4	8	12	4	5	2	1	6	6	12	3.0
14	CARUCI Jose	1.0	4	76	19:09	4/8	50	3/6	50	1/2	50	2/2	100	3	2	5		1	1		7	3	11	2.8
10	BARRIOS Juan Carlos	1.0	5	137	27:34	5/11	45	5/11	45			0/4	0	3	6	9	3	12	7	1	6	4	10	2.0
8	GALLARDO Frank	2.0	4	59	14:51	3/15	20	3/9	33	0/6	0	2/8	25	2	3	5	1	6	5		8	4	8	2.0
5	ROJAS Juan Carlos	1.0	0	0	00:00																		0	0.0
Team/Coach																								
Totals						110/299	37	106/269	39	4/30	13	38/96	40	61	124	185	52	128	45	4	91	87	262	52.4
Opponents						168/346	49	157/312	50	11/34	32	48/94	51	71	149	220	93	95	70	5	88	89	395	79.0

AVERAGES PER GAME

	VEN	Opponents
Points from Turnovers	58	110
Points in the Paint	166	232
Second Chance Points	59	84
Fast Break Points	32	66

	VEN	Opponents
Total Field Goals Made	22.0	33.6
2 Points Field Goals Made	21.2	31.4
3 Points Field Goals Made	0.8	2.2
Free Throws Made	7.6	9.6
Offensive Rebounds	12.2	14.2
Defensive Rebounds	24.8	29.8
Total Rebounds	37.0	44.0
Assists	10.4	18.6
Fouls	18.2	17.6
Turnovers	25.6	19.0
Steals	9.0	14.0
Blocked Shots	0.8	1.0
Points from Turnovers	11.6	22.0
Points in the Paint	33.2	46.4
Second Chance Points	11.8	16.8
Fast Break Points	6.4	13.2

Legend:

%	Shooting Percentage	AS	Assists	BS	Blocked Shots	DR	Defensive Rebounds
FO	Fouls On	GP	Games Played	M/A	Made/Attempt	MIN	Minutes Played
MPG	Minutes Played Per Game	OR	Offensive Rebounds	PF	Fouls	PPG	Points Per Game
PTS	Points	ST	Steals	TO	Turnovers	TOT	Total Rebounds

Cumulative Statistics

Estadísticas Acumuladas / Estatísticas Cumulativas

PUR - PUERTO RICO After 5 Games

No.	Name	Class	GP	MIN	MPG	Field Goals		2 Points		3 Points		Free Throws		Rebounds			AS	TO	ST	BS	PF	FO	PTS	PPG
						M/A	%	M/A	%	M/A	%	M/A	%	OR	DR	TOT								
13	MALDONADO Hector	4.0	5	147	29:24	25/74	34	24/66	36	1/8	13	15/26	58	11	29	40	2	25	6	1	10	19	66	13.2
5	OCASIO Carlos	2.0	5	143	28:43	8/75	11	6/45	13	2/30	7	7/20	35	8	18	26	9	25	7		10	15	25	5.0
11	PEREZ Hector	2.5	5	88	17:38	6/28	21	6/24	25	0/4	0	1/7	14	1	3	4		10	1		4	5	13	2.6
15	DIAZ Ralfy	4.0	5	141	28:18	5/21	24	5/18	28	0/3	0	1/4	25	8	38	46	4	27	12	1	12	8	11	2.2
4	CALDERON Jose	3.5	5	91	18:12	5/25	20	5/25	20			1/11	9	7	7	14	2	19	4		8	13	11	2.2
9	PEREZ Orlando	1.5	5	116	23:22	4/24	17	4/22	18	0/2	0			3	8	11	7	11	2		9	2	8	1.6
14	MIR Melido	2.5	5	84	16:50	4/17	24	4/15	27	0/2	0	0/2	0	6	4	10	3	12	1		9	5	8	1.6
8	JENARO Esteban	2.5	3	19	06:27	1/4	25	1/4	25					1		1		6	2			2	2	0.7
10	URIBE Ramon	3.0	5	51	10:18	1/6	17	1/6	17			0/2	0	1		1		3	1		6	2	2	0.4
7	SOTO Carlos	1.0	5	38	07:43	0/4	0	0/4	0			2/2	100	1	2	3		7			2	1	2	0.4
12	HERNANDEZ Marcos	2.0	5	34	06:55	0/5	0	0/5	0						6	6		7	1		3	2	0	0.0
6	SEIJO Anthony	1.0	4	43	10:51	0/2	0	0/2	0					1		1	2	6	1		6		0	0.0
Team/Coach																								
Totals						59/285	21	56/236	24	3/49	6	27/74	36	58	121	179	29	158	38	2	79	74	148	29.6
Opponents						194/382	51	187/360	52	7/22	32	41/90	46	85	181	266	116	78	97	7	80	77	436	87.2

AVERAGES PER GAME

	PUR	Opponents
Points from Turnovers	28	153
Points in the Paint	80	282
Second Chance Points	35	87
Fast Break Points	22	92

	PUR	Opponents
Total Field Goals Made	11.8	38.8
2 Points Field Goals Made	11.2	37.4
3 Points Field Goals Made	0.6	1.4
Free Throws Made	5.4	8.2
Offensive Rebounds	11.6	17.0
Defensive Rebounds	24.2	36.2
Total Rebounds	35.8	53.2
Assists	5.8	23.2
Fouls	15.8	16.0
Turnovers	31.6	15.6
Steals	7.6	19.4
Blocked Shots	0.4	1.4
Points from Turnovers	5.6	30.6
Points in the Paint	16.0	56.4
Second Chance Points	7.0	17.4
Fast Break Points	4.4	18.4

Legend:

%	Shooting Percentage	AS	Assists	BS	Blocked Shots	DR	Defensive Rebounds
FO	Fouls On	GP	Games Played	M/A	Made/Attempt	MIN	Minutes Played
MPG	Minutes Played Per Game	OR	Offensive Rebounds	PF	Fouls	PPG	Points Per Game
PTS	Points	ST	Steals	TO	Turnovers	TOT	Total Rebounds



Overall Team Statistics

Estadísticas Generales del Equipo / Estatísticas Gerais da Equipe
As of 18 AUG 2007

Team	GP	Field Goals		2 Points		3 Points		Free Throws		Rebounds			AS	TO	ST	BS	PF	PTS	PPG	
		M/A	%	M/A	%	M/A	%	M/A	%	OR	DR	TOT								
ARG	6	For	139/352	39	128/304	42	11/48	23	37/78	47	52	170	222	79	108	46	5	95	326	54.3
		Agn	153/401	38	147/360	41	6/41	15	41/81	51	87	178	265	89	109	53	3	96	353	58.8
BRA	6	For	199/428	46	192/367	52	7/61	11	45/78	58	99	159	258	117	100	86	6	103	450	75.0
		Agn	120/313	38	111/273	41	9/40	23	42/81	52	47	137	184	67	149	41	4	90	291	48.5
CAN	6	For	183/391	47	165/341	48	18/50	36	36/72	50	62	206	268	100	71	58	6	75	420	70.0
		Agn	96/348	28	89/283	31	7/65	11	29/58	50	57	152	209	43	113	26	6	86	228	38.0
COL	5	For	112/307	36	106/266	40	6/41	15	12/39	31	57	114	171	64	132	51	3	102	242	48.4
		Agn	163/323	50	155/290	53	8/33	24	42/87	48	61	149	210	102	99	61	6	62	376	75.2
MEX	5	For	123/302	41	120/271	44	3/31	10	30/57	53	52	142	194	65	106	29	4	67	279	55.8
		Agn	152/334	46	144/283	51	8/51	16	20/55	36	54	137	191	85	77	56	4	71	332	66.4
PUR	5	For	59/285	21	56/236	24	3/49	6	27/74	36	58	121	179	29	158	38	2	79	148	29.6
		Agn	194/382	51	187/360	52	7/22	32	41/90	46	85	181	266	116	78	97	7	80	436	87.2
USA	6	For	207/409	51	190/357	53	17/52	33	57/89	64	67	193	260	131	63	76	8	65	488	81.3
		Agn	86/326	26	73/250	29	13/76	17	19/37	51	46	146	192	42	146	25	3	104	204	34.0
VEN	5	For	110/299	37	106/269	39	4/30	13	38/96	40	61	124	185	52	128	45	4	91	262	52.4
		Agn	168/346	49	157/312	50	11/34	32	48/94	51	71	149	220	93	95	70	5	88	395	79.0
Totals	22		1132/2773	41	1063/2411	44	69/362	19	282/583	48	508	1229	1737	637	866	429	38	677	2615	118.9
Avg. per Game			51/ 126		48/ 111		3/ 16		14/ 28		23	57	80	30	39	21	3	32	118.9	

Legend:

%	Shooting Percentage	Agn	Against	AS	Assists	Avg	Average
BS	Blocked Shots	DR	Defensive Rebounds	GP	Games Played	M/A	Made/Attempt
OR	Offensive Rebounds	PF	Fouls	PPG	Points Per Game	PTS	Points
ST	Steals	TO	Turnovers	TOT	Total Rebounds		

Team Statistics

Estadísticas del Equipo / Estatística das Equipes

As of 18 AUG 2007

TOTAL FIELD GOALS %

Rk	Team	GP	M/A	%
1	USA	6	207/409	50.6
2	CAN	6	183/391	46.8
3	BRA	6	199/428	46.5
4	MEX	5	123/302	40.7
5	ARG	6	139/352	39.5
6	VEN	5	110/299	36.8
7	COL	5	112/307	36.5
8	PUR	5	59/285	20.7

2 POINTS FIELD GOALS %

Rk	Team	GP	M/A	%
1	USA	6	190/357	53.2
2	BRA	6	192/367	52.3
3	CAN	6	165/341	48.4
4	MEX	5	120/271	44.3
5	ARG	6	128/304	42.1
6	COL	5	106/266	39.8
7	VEN	5	106/269	39.4
8	PUR	5	56/236	23.7

3 POINTS FIELD GOALS %

Rk	Team	GP	M/A	%
1	CAN	6	18/50	36.0
2	USA	6	17/52	32.7
3	ARG	6	11/48	22.9
4	COL	5	6/41	14.6
5	VEN	5	4/30	13.3
6	BRA	6	7/61	11.5
7	MEX	5	3/31	9.7
8	PUR	5	3/49	6.1

FREE THROWS %

Rk	Team	GP	M/A	%
1	USA	6	57/89	64.0
2	BRA	6	45/78	57.7
3	MEX	5	30/57	52.6
4	CAN	6	36/72	50.0
5	ARG	6	37/78	47.4
6	VEN	5	38/96	39.6
7	PUR	5	27/74	36.5
8	COL	5	12/39	30.8

POINTS FOR

Rk	Team	GP	Total	Avg
1	USA	6	488	81.3
2	BRA	6	450	75.0
3	CAN	6	420	70.0
4	MEX	5	279	55.8
5	ARG	6	326	54.3
6	VEN	5	262	52.4
7	COL	5	242	48.4
8	PUR	5	148	29.6

POINTS AGAINST

Rk	Team	GP	Total	Avg
1	USA	6	204	34.0
2	CAN	6	228	38.0
3	BRA	6	291	48.5
4	ARG	6	353	58.8
5	MEX	5	332	66.4
6	COL	5	376	75.2
7	VEN	5	395	79.0
8	PUR	5	436	87.2

REBOUNDS

Rk	Team	GP	Off	Def	Total	Avg
1	CAN	6	62	206	268	44.7
2	USA	6	67	193	260	43.3
3	BRA	6	99	159	258	43.0
4	MEX	5	52	142	194	38.8
5	ARG	6	52	170	222	37.0
6	VEN	5	61	124	185	37.0
7	PUR	5	58	121	179	35.8
8	COL	5	57	114	171	34.2

ASSISTS

Rk	Team	GP	Total	Avg
1	USA	6	131	21.8
2	BRA	6	117	19.5
3	CAN	6	100	16.7
4	ARG	6	79	13.2
5	MEX	5	65	13.0
6	COL	5	64	12.8
7	VEN	5	52	10.4
8	PUR	5	29	5.8

FOULS

Rk	Team	GP	Total	Avg
1	COL	5	102	20.4
2	VEN	5	91	18.2
3	BRA	6	103	17.2
4	ARG	6	95	15.8
5	PUR	5	79	15.8
6	MEX	5	67	13.4
7	CAN	6	75	12.5
8	USA	6	65	10.8

TURNOVERS

Rk	Team	GP	Total	Avg
1	PUR	5	158	31.6
2	COL	5	132	26.4
3	VEN	5	128	25.6
4	MEX	5	106	21.2
5	ARG	6	108	18.0
6	BRA	6	100	16.7
7	CAN	6	71	11.8
8	USA	6	63	10.5

STEALS

Rk	Team	GP	Total	Avg
1	BRA	6	86	14.3
2	USA	6	76	12.7
3	COL	5	51	10.2
4	CAN	6	58	9.7
5	VEN	5	45	9.0
6	ARG	6	46	7.7
7	PUR	5	38	7.6
8	MEX	5	29	5.8

BLOCKED SHOTS

Rk	Team	GP	Total	Avg
1	USA	6	8	1.3
2	BRA	6	6	1.0
2	CAN	6	6	1.0
4	ARG	6	5	0.8
5	MEX	5	4	0.8
5	VEN	5	4	0.8
7	COL	5	3	0.6
8	PUR	5	2	0.4

Legend:

%	Shooting Percentage	Avg	Average per Game	Def	Defensive Rebounds	GP	Games Played
M/A	Made/Attempt	Off	Offensive Rebounds	Rk	Rank		

Individual Statistics

Estadística Individual / Estatísticas Individuais

As of 18 AUG 2007

POINTS (by average)

Rk	Name	Team	GP	Total	Avg
1	BERDUN A	ARG	6	104	17.3
2	DUREPOS D	CAN	5	85	17.0
3	ANDERSON P	CAN	5	73	14.6
3	HAWKINS R	COL	5	73	14.6
5	CHAMBERS J	USA	6	87	14.5
6	ARRIAGA W	MEX	5	67	13.4
7	PAYE M	USA	6	79	13.2
8	MALDONADO H	PUR	5	66	13.2
9	SILVA N	BRA	6	73	12.2
10	SCHULTE P	USA	6	68	11.3

POINTS (by total)

Rk	Name	Team	GP	Avg	Total
1	BERDUN A	ARG	6	17.3	104
2	CHAMBERS J	USA	6	14.5	87
3	DUREPOS D	CAN	5	17.0	85
4	PAYE M	USA	6	13.2	79
5	ANDERSON P	CAN	5	14.6	73
5	HAWKINS R	COL	5	14.6	73
5	SILVA N	BRA	6	12.2	73
8	SCHULTE P	USA	6	11.3	68
9	ARRIAGA W	MEX	5	13.4	67
10	MALDONADO H	PUR	5	13.2	66

REBOUNDS

Rk	Name	Team	GP	Off	Def	Total	Avg
1	HAWKINS R	COL	5	14	33	47	9.4
2	DIAZ R	PUR	5	8	38	46	9.2
3	MALDONADO H	PUR	5	11	29	40	8.0
4	CHAMBERS J	USA	6	12	34	46	7.7
5	ANDERSON P	CAN	5	8	30	38	7.6
6	SILVA E	BRA	6	14	28	42	7.0
7	BERDUN A	ARG	6	3	38	41	6.8
8	NUNES I	BRA	6	12	28	40	6.7
9	CORRALES J	VEN	5	2	31	33	6.6
9	JIMENEZ A	VEN	5	20	13	33	6.6

ASSISTS

Rk	Name	Team	GP	Total	Avg
1	LADE J	USA	6	42	7.0
2	SCHULTE P	USA	6	26	4.3
3	CORRALES J	VEN	5	20	4.0
4	ANDERSON P	CAN	5	18	3.6
5	DUREPOS D	CAN	5	17	3.4
6	NASCIMENTO W	BRA	6	20	3.3
7	RUGGERI M	ARG	6	18	3.0
8	CARRILLO A	COL	5	15	3.0
9	BERDUN A	ARG	6	17	2.8
10	PETER R	CAN	6	16	2.7

FOULS ON

Rk	Name	Team	GP	Total	Avg
1	BERDUN A	ARG	6	34	5.7
2	SIFONTES J	VEN	5	22	4.4
3	MALDONADO H	PUR	5	19	3.8
4	ANDERSON P	CAN	5	15	3.0
4	JIMENEZ A	VEN	5	15	3.0
4	OCASIO C	PUR	5	15	3.0
7	LADE J	USA	6	17	2.8
8	CORRALES J	VEN	5	14	2.8
8	HAWKINS R	COL	5	14	2.8
10	CALDERON J	PUR	5	13	2.6

1 more players tied

BLOCKED SHOTS

Rk	Name	Team	GP	Total	Avg
1	ANDERSON P	CAN	5	4	0.8
2	ARRIAGA W	MEX	5	2	0.4
2	COPA D	ARG	5	2	0.4
2	DIAZ C	MEX	5	2	0.4
2	HAWKINS R	COL	5	2	0.4
6	CHAMBERS J	USA	6	2	0.3
6	NUNES I	BRA	6	2	0.3
8	MARCHAN L	VEN	4	1	0.3
9	BARRIOS JC	VEN	5	1	0.2
9	BERDUN A	ARG	6	1	0.2

19 more players tied

STEALS

Rk	Name	Team	GP	Total	Avg
1	HAWKINS R	COL	5	13	2.6
2	CORRALES J	VEN	5	12	2.4
2	DIAZ R	PUR	5	12	2.4
4	SILVA N	BRA	6	14	2.3
5	SCOTT M	USA	6	13	2.2
5	SILVA E	BRA	6	13	2.2
7	SCHULTE P	USA	6	11	1.8
8	LIMA E	BRA	6	10	1.7
8	PETER R	CAN	6	10	1.7
8	SERIO S	USA	6	10	1.7

1 more players tied

TURNOVERS

Rk	Name	Team	GP	Total	Avg
1	SIFONTES J	VEN	5	28	5.6
2	DIAZ R	PUR	5	27	5.4
3	TOVAR S	VEN	5	26	5.2
4	MALDONADO H	PUR	5	25	5.0
4	OCASIO C	PUR	5	25	5.0
6	CORRALES J	VEN	5	24	4.8
7	CALDERON J	PUR	5	19	3.8
7	GARCIA H	COL	5	19	3.8
7	GONZALEZ J	COL	5	19	3.8
10	BERDUN A	ARG	6	22	3.7

Individual Statistics

Estadística Individual / Estatísticas Individuais

As of 18 AUG 2007

TOTAL FIELD GOALS % (8 attempts/game minimum)

Rk	Name	Team	GP	M/A	%
1	ANDERSON P	CAN	5	32/51	62.7
2	CHAMBERS J	USA	6	43/69	62.3
3	NUNES I	BRA	6	27/47	57.4
4	PAYE M	USA	6	32/56	57.1
4	SILVA N	BRA	6	32/56	57.1
6	DUREPOS D	CAN	5	33/63	52.4
7	ENG D	CAN	6	24/48	50.0
8	LANCIA A	CAN	6	24/50	48.0
9	BERDUN A	ARG	6	42/89	47.2
10	ARRIAGA W	MEX	5	29/64	45.3

2 POINTS FIELD GOALS % (6 attempts/game minimum)

Rk	Name	Team	GP	M/A	%
1	SILVA N	BRA	6	29/43	67.4
2	ANDERSON P	CAN	5	27/42	64.3
3	NUNES I	BRA	6	27/43	62.8
4	CHAMBERS J	USA	6	43/69	62.3
5	PAYE M	USA	6	29/48	60.4
6	DUREPOS D	CAN	5	22/37	59.5
7	SCOTT M	USA	6	24/41	58.5
8	PETER R	CAN	6	19/33	57.6
9	BERDUN A	ARG	6	37/68	54.4
10	ARRIAGA W	MEX	5	28/52	53.8

3 POINTS FIELD GOALS % (2 attempts/game minimum)

Rk	Name	Team	GP	M/A	%
1	ANDERSON P	CAN	5	5/9	55.6
2	DUREPOS D	CAN	5	11/26	42.3
3	SCHULTE P	USA	6	7/18	38.9
4	MAZZI J	USA	6	7/20	35.0
5	BERDUN A	ARG	6	5/21	23.8
6	SILVA N	BRA	6	3/13	23.1
7	RUGGERI M	ARG	6	4/18	22.2
8	HAWKINS R	COL	5	3/16	18.8
9	BOTERO H	COL	5	3/17	17.6
10	MALDONADO H	PUR	5	1/8	12.5

FREE THROWS % (3 attempts/game minimum)

Rk	Name	Team	GP	M/A	%
1	PAYE M	USA	6	12/15	80.0
2	COUNTS J	USA	6	13/18	72.2
3	BERDUN A	ARG	6	15/26	57.7
3	MALDONADO H	PUR	5	15/26	57.7
5	SIFONTES J	VEN	5	12/22	54.5
6	MIRANDA L	BRA	6	9/17	52.9
7	OCASIO C	PUR	5	7/20	35.0
8	JIMENEZ A	VEN	5	5/18	27.8
9	TOVAR S	VEN	5	3/14	21.4
10	HAWKINS R	COL	5	2/14	14.3

TOTAL FIELD GOALS MADE

Rk	Name	Team	GP	Total	Avg
1	CHAMBERS J	USA	6	43	7.2
2	BERDUN A	ARG	6	42	7.0
3	HAWKINS R	COL	5	34	6.8
4	DUREPOS D	CAN	5	33	6.6
5	ANDERSON P	CAN	5	32	6.4
6	ARRIAGA W	MEX	5	29	5.8
7	PAYE M	USA	6	32	5.3
7	SILVA N	BRA	6	32	5.3
9	MALDONADO H	PUR	5	25	5.0
10	CORRALES J	VEN	5	24	4.8

2 POINTS FIELD GOALS MADE

Rk	Name	Team	GP	Total	Avg
1	CHAMBERS J	USA	6	43	7.2
2	BERDUN A	ARG	6	37	6.2
3	HAWKINS R	COL	5	31	6.2
4	ARRIAGA W	MEX	5	28	5.6
5	ANDERSON P	CAN	5	27	5.4
6	PAYE M	USA	6	29	4.8
6	SILVA N	BRA	6	29	4.8
8	CORRALES J	VEN	5	24	4.8
8	MALDONADO H	PUR	5	24	4.8
10	NUNES I	BRA	6	27	4.5

3 POINTS FIELD GOALS MADE

Rk	Name	Team	GP	Total	Avg
1	DUREPOS D	CAN	5	11	2.2
2	MAZZI J	USA	6	7	1.2
2	SCHULTE P	USA	6	7	1.2
4	ANDERSON P	CAN	5	5	1.0
5	BERDUN A	ARG	6	5	0.8
6	RUGGERI M	ARG	6	4	0.7
7	BOTERO H	COL	5	3	0.6
7	HAWKINS R	COL	5	3	0.6
9	FERREIRA A	BRA	6	3	0.5
9	PAYE M	USA	6	3	0.5

1 more players tied

FREE THROWS MADE

Rk	Name	Team	GP	Total	Avg
1	MALDONADO H	PUR	5	15	3.0
2	BERDUN A	ARG	6	15	2.5
3	SIFONTES J	VEN	5	12	2.4
4	COUNTS J	USA	6	13	2.2
5	PAYE M	USA	6	12	2.0
6	ARRIAGA W	MEX	5	8	1.6
6	DUREPOS D	CAN	5	8	1.6
8	MIRANDA L	BRA	6	9	1.5
8	SCHULTE P	USA	6	9	1.5
8	SERIO S	USA	6	9	1.5

Note:

All Players eligible for these statistics must have played at least 50% of all games

Legend:

%	Shooting Percentage	Avg	Average per Game	Def	Defensive Rebounds	GP	Games Played
M/A	Made/Attempt	Off	Offensive Rebounds	Rk	Rank		

Tênis em Cadeira de Rodas
Tenis en Silla de Ruedas
Wheelchair Tennis



Medal Standings

Posiciones de medallas / Posições das Medalhas

AFTER 4 OF 6 EVENTS

As of 17 AUG 2007

Rank	NPC	Men				Women				Total				Rank by Total
		G	S	B	Tot	G	S	B	Tot	G	S	B	Tot	
1	USA - United States of America	1	1		2	2	1		3	3	2		5	1
2	BRA - Brazil	1		1	2		1		1	1	1	1	3	2
3	CHI - Chile		1		1			1	1		1	1	2	3
4	ARG - Argentina			1	1							1	1	=4
4	COL - Colombia							1	1			1	1	=4
Total		2	2	2	6	2	2	2	6	4	4	4	12	

Legend:

B Bronze

G Gold

S Silver

Tot Total

= Equal sign indicates that two or more NOCs share the same rank by total



Medallists

Medallistas / Medalhistas

Medal	Name	NPC
GOLD	RYDBERG Jon	USA - United States of America
SILVER	MÉNDEZ FUENTES Robinson	CHI - Chile
BRONZE	SANTOS Carlos	BRA - Brazil



Medallists

Medallistas / Medalhistas

Medal	Name	NPC
GOLD	POMMÊ Mauricio SANTOS Carlos	BRA - Brazil
SILVER	HINSON Lee RYDBERG Jon	USA - United States of America
BRONZE	CAMUSSO Guillermo DIAZ Oscar Alberto	ARG - Argentina



Medallists

Medallistas / Medalhistas

Medal	Name	NPC
GOLD	VERFUERTH Kaitlyn	USA - United States of America
SILVER	ARNOULT-RITTHALER Beth	USA - United States of America
BRONZE	MARTINEZ Johana	COL - Colombia



Entry List by Event

Lista de Inscrições por Evento / Lista de Inscrições por Evento

As of 13 AUG 2007

Doubles Entry Ranking	Name	NPC Code	Qualified Type	Seed
27	ARNOULT-RITTHALER Beth	USA		1
27	VERFUERTH Kaitlyn			
150	ALMEIDA Samanta	BRA		2
150	CANDIDA Rejane			
98	MARDONES Maria F.	CHI		
55	ORTIZ Maria A.			
*	CASTILLO Lourdes	PER		
*	SANTANA Blanca Estela			

Note:
All changes are available in INFO

Legend:
A Alternate INV Invitation IP International Places * Without ranking

Daily Match Information

Información diaria de los partidos / Informação Diária sobre as partidas

RESULTS SUMMARY

Event	Round	Name		Name	Results
Centre Court					
MS	1/16 Final	HUEZO Federico Ernesto (ESA)	d.	VÁSQUEZ Gustavo A. (GUA)	6-0 6-0
WS	1/8 Final	CANDIDA Rejane (BRA)	d.	MEDRANO Andrea F. (ARG)	6-1 7-6(2)
MS	1/16 Final	POMMÉ Mauricio (BRA)	d.	ORTIZ Esteban Alejandro (ECU)	6-1 6-0
MD	1/8 Final	LEON/QUENDO (COL)	d.	LOZADA/MARRERO (PUR)	6-3 6-1
Court 1					
MS	1/16 Final	DURAN Amilcar A. (ESA)	d.	GUERRERO Ángel (MEX)	7-6(6) 6-2
WS	1/8 Final	ORTIZ Maria A. (CHI)	d.	CASTILLO Lourdes (PER)	6-3 6-1
WS	1/8 Final	MARDONES Maria F. (CHI)	d.	SANTANA Blanca Estela (PER)	6-2 6-2
MD	1/8 Final	ALVAREZ/DELGADO (PER)	d.	DURAN/HUEZO (ESA)	6-1 0-6 6-1
Court 3					
MS	1/16 Final	ALVAREZ Augusto G. (PER)	d.	LOZADA Miguel Angel (PUR)	6-0 6-2
MS	1/16 Final	MARRERO Oscar (PUR)	d.	OLIVA Oscar E. (GUA)	6-2 6-3
MS	1/16 Final	QUENDO Eliecer Antonio (COL)	d.	RODRIGUEZ Luis Enrique (URU)	6-0 6-1
Court 4					
MS	1/16 Final	LEON Pedro J. (COL)	d.	ÁVILA Rolando (MEX)	6-0 6-1
MS	1/16 Final	DELGADO Raymundo M. (PER)	d.	JARAMILLO Diego M. (ECU)	6-0 6-0
MD	1/8 Final	ÁVILA/GUERRERO (MEX)	d.	OLIVA/VÁSQUEZ (GUA)	6-1 6-0

Legend:

A Alternate	BM Bronze Medal	Def Defaulted	d. Defeated	Dsq Disqualified	F Final
INV Invitation	IP International Places	MC Men's Consolation	MD Men's Doubles	MS Men's Singles	QF Quarterfinal
Ret Retired	SF Semifinal	Susp Suspended	vs Versus	WD Women's Doubles	Wo Walkover
WS Women's Singles	>> Continuation of Suspended Match				

Daily Match Information

Información diaria de los partidos / Informação Diária sobre as partidas

RESULTS SUMMARY

Event	Round	Name		Name	Results
Centre Court					
MS	1/8 Final	(5) SANTOS Carlos (BRA)	d.	DELGADO Raymundo M. (PER)	6-1 6-2
MS	1/8 Final	POMMÉ Mauricio (BRA)	d.	(8) CAYULEF Francisco A. (CHI)	6-2 6-1
WS	QF	MARDONES Maria F. (CHI)	d.	(4) ALMEIDA Samanta (BRA)	6-3 3-6 6-2
MD	QF	(3) POMMÉ/SANTOS (BRA)	d.	LEON/OQUENDO (COL)	6-3 6-1
Court 1					
MS	1/8 Final	(2) MÉNDEZ FUENTES Robinson (CHI)	d.	MARRERO Oscar (PUR)	6-0 6-1
MS	1/8 Final	(1) RYDBERG Jon (USA)	d.	HUEZO Federico Ernesto (ESA)	6-0 6-1
WS	QF	(3) MARTINEZ Johana (COL)	d.	CANDIDA Rejane (BRA)	6-2 6-3
MD	QF	(1) HINSON/RYDBERG (USA)	d.	JARAMILLO/ORTIZ (ECU)	6-0 6-0
Court 3					
MS	1/8 Final	LEON Pedro J. (COL)	d.	(4) HINSON Lee (USA)	5-7 6-3 6-4
MS	1/8 Final	(6) CAMUSSO Guillermo (ARG)	d.	DURAN Amílcar A. (ESA)	6-4 6-2
WS	QF	(2) VERFUERTH Kaitlyn (USA)	d.	ORTIZ Maria A. (CHI)	6-0 6-1
MD	QF	(4) CAMUSSO/DIAZ (ARG)	d.	ALVAREZ/DELGADO (PER)	6-3 6-2
Court 4					
MS	1/8 Final	(7) DIAZ Oscar Alberto (ARG)	d.	ALVAREZ Augusto G. (PER)	6-1 6-1
MS	1/8 Final	OQUENDO Eliecer Antonio (COL)	d.	(3) MORAN Paul (USA)	6-3 6-2
WS	QF	(1) ARNOULT-RITTHALER Beth (USA)	d.	TIESO Tania Maite (PUR)	6-0 6-0
MD	QF	(2) CAYULEF/MÉNDEZ FUENTES (CHI)	d.	ÁVILA/GUERRERO (MEX)	6-1 6-0

Legend:

A Alternate	BM Bronze Medal	Def Defaulted	d. Defeated	Dsq Disqualified	F Final
INV Invitation	IP International Places	MC Men's Consolation	MD Men's Doubles	MS Men's Singles	QF Quarterfinal
Ret Retired	SF Semifinal	Susp Suspended	vs Versus	WD Women's Doubles	Wo Walkover
WS Women's Singles	>> Continuation of Suspended Match				



Daily Match Information

Información diaria de los partidos / Informação Diária sobre as partidas

RESULTS SUMMARY

Event	Round	Name		Name	Results
Centre Court					
WS	SF	(1) ARNOULT-RITTHALER Beth (USA)	d.	MARDONES Maria F. (CHI)	6-1 6-0
MS	QF	(1) RYDBERG Jon (USA)	d.	POMMÉ Mauricio (BRA)	6-0 6-3
WD	SF	(2) ALMEIDA/CANDIDA (BRA)	d.	MARDONES/ORTIZ (CHI)	6-0 6-2
MD	SF	(3) POMMÉ/SANTOS (BRA)	d.	(2) CAYULEF/MÉNDEZ FUENTES (CHI)	6-3 3-6 6-0
WD	SF	(1) ARNOULT-RITTHALER/VERFUERTH (USA)		CASTILLO/SANTANA (PER)	6-0 6-0
Court 1					
MS	QF	(5) SANTOS Carlos (BRA)	d.	OQUENDO Eliecer Antonio (COL)	6-1 7-5
WS	SF	(2) VERFUERTH Kaitlyn (USA)	d.	(3) MARTINEZ Johana (COL)	6-1 6-1
MC	QF	RODRIGUEZ Luis Enrique (URU)	d.	JARAMILLO Diego M. (ECU)	6-4 4-6 10-8
MD	SF	(1) HINSON/RYDBERG (USA)	d.	(4) CAMUSSO/DIAZ (ARG)	3-6 6-4 6-3
Court 3					
MS	QF	(7) DIAZ Oscar Alberto (ARG)	d.	LEON Pedro J. (COL)	6-2 3-6 7-6(5)
MC	QF	ORTIZ Esteban Alejandro (ECU)	d.	VÁSQUEZ Gustavo A. (GUA)	6-4 6-1
MC	QF	GUERRERO Ángel (MEX)	d.	OLIVA Oscar E. (GUA)	6-0 6-1
Court 4					
MS	QF	(2) MÉNDEZ FUENTES Robinson (CHI)	d.	(6) CAMUSSO Guillermo (ARG)	6-2 6-0
MC	QF	ÁVILA Rolando (MEX)	d.	LOZADA Miguel Angel (PUR)	6-1 7-5

Legend:

A Alternate	BM Bronze Medal	Def Defaulted	d. Defeated	Dsq Disqualified	F Final
INV Invitation	IP International Places	MC Men's Consolation	MD Men's Doubles	MS Men's Singles	QF Quarterfinal
Ret Retired	SF Semifinal	Susp Suspended	vs Versus	WD Women's Doubles	Wo Walkover
WS Women's Singles	>> Continuation of Suspended Match				



Daily Match Information

Información diaria de los partidos / Informação Diária sobre as partidas

RESULTS SUMMARY

Event	Round	Name		Name	Results
Centre Court					
MS	SF	(1) RYDBERG Jon (USA)	d.	(7) DIAZ Oscar Alberto (ARG)	6-2 6-3
MS	SF	(2) MÉNDEZ FUENTES Robinson (CHI)	d.	(5) SANTOS Carlos (BRA)	6-4 7-5
WD	F	(1) ARNOULT-RITTHALER/VERFUERTH (USA)		(2) ALMEIDA/CANDIDA (BRA)	6-2 6-1
MD	F	(3) POMMÉ/SANTOS (BRA)	d.	(1) HINSON/RYDBERG (USA)	6-2 4-6 6-0
Court 1					
MC	SF	ÁVILA Rolando (MEX)	d.	ORTIZ Esteban Alejandro (ECU)	6-1 6-0
WD	BM	MARDONES/ORTIZ (CHI)	d.	CASTILLO/SANTANA (PER)	6-1 6-4
MD	BM	(4) CAMUSSO/DIAZ (ARG)	d.	(2) CAYULEF/MÉNDEZ FUENTES (CHI)	6-0 7-5
Court 2					
MC	SF	GUERRERO Ángel (MEX)	d.	RODRIGUEZ Luis Enrique (URU)	6-7(1) 6-1 10-8

Legend:

A Alternate	BM Bronze Medal	Def Defaulted	d. Defeated	Dsq Disqualified	F Final
INV Invitation	IP International Places	MC Men's Consolation	MD Men's Doubles	MS Men's Singles	QF Quarterfinal
Ret Retired	SF Semifinal	Susp Suspended	vs Versus	WD Women's Doubles	Wo Walkover
WS Women's Singles	>> Continuation of Suspended Match				



Daily Match Information

Información diaria de los partidos / Informação Diária sobre as partidas

RESULTS SUMMARY

Event	Round	Name		Name	Results
Centre Court					
WS	F	(2) VERFUERTH Kaitlyn (USA)	d.	(1) ARNOULT-RITTHALER Beth (USA)	6-3 6-1
MS	BM	(5) SANTOS Carlos (BRA)	d.	(7) DIAZ Oscar Alberto (ARG)	6-3 7-6(3)
MS	F	(1) RYDBERG Jon (USA)	d.	(2) MÉNDEZ FUENTES Robinson (CHI)	6-1 6-1
Court 1					
WS	BM	(3) MARTINEZ Johana (COL)	d.	MARDONES Maria F. (CHI)	6-1 6-1
MC	F	ÁVILA Rolando (MEX)	d.	GUERRERO Ángel (MEX)	6-2 6-0

Legend:

A Alternate	BM Bronze Medal	Def Defaulted	d. Defeated	Dsq Disqualified	F Final
INV Invitation	IP International Places	MC Men's Consolation	MD Men's Doubles	MS Men's Singles	QF Quarterfinal
Ret Retired	SF Semifinal	Susp Suspended	vs Versus	WD Women's Doubles	Wo Walkover
WS Women's Singles	>> Continuation of Suspended Match				



Entry List by Event

Lista de Inscrições por Evento / Lista de Inscrições por Evento

As of 13 AUG 2007

Singles Entry Ranking	Name	NPC Code	Qualified Type	Seed
17	RYDBERG Jon	USA		1
25	MÉNDEZ FUENTES Robinson	CHI		2
36	MORAN Paul	USA		3
40	HINSON Lee	USA		4
60	SANTOS Carlos	BRA		5
85	CAMUSSO Guillermo	ARG		6
90	DIAZ Oscar Alberto	ARG		7
94	CAYULEF Francisco A.	CHI		8
138	POMMÉ Mauricio	BRA		
*	LEON Pedro J.	COL		
*	OQUENDO Eliecer Antonio	COL		
*	JARAMILLO Diego M.	ECU		
*	ORTIZ Esteban Alejandro	ECU		
*	DURAN Amilcar A.	ESA		
*	HUEZO Federico Ernesto	ESA		
*	OLIVA Oscar E.	GUA		
*	VÁSQUEZ Gustavo A.	GUA		
*	Ávila Rolando	MEX		
*	GUERRERO Ángel	MEX		
*	ALVAREZ Augusto G.	PER		
*	DELGADO Raymundo M.	PER		
*	LOZADA Miguel Angel	PUR		
*	MARRERO Oscar	PUR		
*	RODRIGUEZ Luis Enrique	URU		

Note:
All changes are available in INFO

Legend:
A Alternate INV Invitation IP International Places * Without ranking



Draw

Sorteo / Sorteio

Rank	1/16 Final	Seed	1/8 Final	Quarterfinal	Semifinal	Final
17	RYDBERG Jon	(1) USA	RYDBERG J (1)			
	Bye			RYDBERG J (1)		
	HUEZO Federico Ernesto	ESA	HUEZO FE	6-0 6-1		
	VÁSQUEZ Gustavo A.	GUA	6-0 6-0		RYDBERG J (1)	
	ORTIZ Esteban Alejandro	ECU	POMMÉ M	6-1 6-0	6-0 6-3	
138	POMMÉ Mauricio	BRA	POMMÉ M			
	Bye			POMMÉ M		
			CAYULEF FA (8)	6-2 6-1		
94	CAYULEF Francisco A.	(8) CHI				RYDBERG J (1)
40	HINSON Lee	(4) USA	HINSON L (4)			6-2 6-3
	Bye			LEON PJ		
	ÁVILA Rolando	MEX	LEON PJ	5-7 6-3 6-4		
	LEON Pedro J.	COL	6-0 6-1		DIAZ OA (7)	
	ALVAREZ Augusto G.	PER	ALVAREZ AG	6-0 6-2	6-2 3-6 7-6(5)	
	LOZADA Miguel Angel	PUR	DIAZ OA (7)	6-1 6-1		
	Bye					
90	DIAZ Oscar Alberto	(7) ARG				Winner
60	SANTOS Carlos	(5) BRA	SANTOS C (5)			RYDBERG J (1)
	Bye			SANTOS C (5)		6-1 6-1
	DELGADO Raymundo M.	PER	DELGADO RM	6-1 6-2		
	JARAMILLO Diego M.	ECU	6-0 6-0		SANTOS C (5)	
	RODRIGUEZ Luis Enrique	URU	OQUENDO EA	6-1 7-5		
	OQUENDO Eliecer Antonio	COL	6-0 6-1	OQUENDO EA		
	Bye			6-3 6-2		
			MORAN P (3)			
36	MORAN Paul	(3) USA				MÉNDEZ FUENTES R (2)
85	CAMUSSO Guillermo	(6) ARG	CAMUSSO G (6)			6-4 7-5
	Bye			CAMUSSO G (6)		
	GUERRERO Ángel	MEX	DURAN AA	6-4 6-2		
	DURAN Amilcar A.	ESA	7-6(6) 6-2		MÉNDEZ FUENTES R (2)	
	MARRERO Oscar	PUR	MARRERO O	6-2 6-0		
	OLIVA Oscar E.	GUA	6-2 6-3	MÉNDEZ FUENTES R (2)		
	Bye			6-0 6-1		
			MÉNDEZ FUENTES R (2)			
25	MÉNDEZ FUENTES Robinsón	(2) CHI				

DIAZ OA (7)	Bronze Medal
SANTOS C (5)	SANTOS C (5)
	6-3 7-6(3)

Note:
Ranking as of

Legend:

A Alternate **Def** Defaulted **Disq** Disqualified **INV** Invitation **Ret** Retired **Wo** Walkover **IP** International Places

Match Statistics

Estadísticas del Partido / Estatísticas da partida

UPDATE AFTER EACH SET
FRI 17 AUG 2007

W	RYDBERG Jon (1)	USA	6	6			
	MÉNDEZ FUENTES Robinson (2)	CHI	1	1			
Match elapsed time: 44min			18min	26min			

Court: Centre

Chair Umpire: CHAGAS Adáo (BRA)

	RYDBERG J (1)				MÉNDEZ FUENTES R (2)			
	1Set	2Set	3Set	Total	1Set	2Set	3Set	Total
1st Serve %	56	64		60	63	44		51
Aces	2	0		2	0	1		1
Service Winners	3	1		4	1	4		5
Double Faults	2	3		5	3	4		7
1st Serve Points Won	10	10		20	5	6		11
1st Serve Points Played	13	14		27	10	11		21
1st Serve Winning %	77	71		74	50	55		52
1st Service Max Speed	kmh	-	-	-	-	-	-	-
	mph	-	-	-	-	-	-	-
2nd Serve Points Won	6	4		10	1	3		4
2nd Serve Points Played	10	8		18	6	14		20
2nd Serve Winning %	60	50		56	17	21		20
2nd Service Max Speed	kmh	-	-	-	-	-	-	-
	mph	-	-	-	-	-	-	-
Break Points Converted	2	3		5	0	0		0
Break Points Opportunities	3	5		8	0	0		0
Break Point Conversion %	67	60		63	0	0		0
Electronic Review/Challenge	0/0	0/0		0/0	0/0	0/0		0/0
Net Points Won	2	0		2	0	0		0
Net Point Played	4	1		5	1	1		2
Net Point Winning %	50	0		40	0	0		0
Total Points Won	26	30		56	13	17		30
Winners	5	13		18	4	4		8
Unforced Errors	6	5		11	13	12		25
Forehand Winners	5	6		11	3	3		6
Backhand Winners	0	7		7	1	1		2
Volley Winners	2	0		2	0	0		0

	1 Set						
	*1	2	*3	3	*4	5	*6
RYDBERG J (1)							
MÉNDEZ FUENTES R (2)	0	*0	0	*1	1	*1	1

	2 Set						
	1	*2	3	*4	4	*5	6
RYDBERG J (1)							
MÉNDEZ FUENTES R (2)	*0	0	*0	0	*1	1	*1

Note:
For detailed scorecard information contact venue press centre.

Legend:
A Alternate **Def** Defaulted **Dsq** Disqualified **INV** Invitation **IP** International Places
Ret Retired **Susp** Suspended **W** Winner ***** Server



Match Statistics

Estadísticas del Partido / Estatísticas da partida

UPDATE AFTER EACH SET
FRI 17 AUG 2007

	DIAZ Oscar Alberto (7)	ARG	3	6(3)			
W	SANTOS Carlos (5)	BRA	6	7			
Match elapsed time: 1h21min			31min	50min			

Court: Centre

Chair Umpire: FUCHS Paulo (BRA)

	DIAZ OA (7)				SANTOS C (5)			
	1Set	2Set	3Set	Total	1Set	2Set	3Set	Total
1st Serve %	75	80		78	63	60		62
Aces	0	1		1	2	1		3
Service Winners	4	5		9	2	6		8
Double Faults	1	1		2	2	3		5
1st Serve Points Won	9	17		26	12	14		26
1st Serve Points Played	21	28		49	19	21		40
1st Serve Winning %	43	61		53	63	67		65
1st Service Max Speed	kmh	-	-	-	-	-		-
	mph	-	-	-	-	-		-
2nd Serve Points Won	5	3		8	5	7		12
2nd Serve Points Played	7	7		14	11	14		25
2nd Serve Winning %	71	43		56	45	50		48
2nd Service Max Speed	kmh	-	-	-	-	-		-
	mph	-	-	-	-	-		-
Break Points Converted	1	2		3	2	2		4
Break Points Opportunities	1	3		4	5	3		8
Break Point Conversion %	100	67		75	40	67		50
Electronic Review/Challenge	0/0	0/0		0/0	0/0	0/0		0/0
Net Points Won	1	1		2	1	2		3
Net Point Played	6	6		12	1	5		6
Net Point Winning %	17	17		17	100	40		50
Total Points Won	27	34		61	31	36		67
Winners	9	11		20	15	18		33
Unforced Errors	11	10		21	12	14		26
Forehand Winners	6	8		14	8	7		15
Backhand Winners	3	3		6	7	11		18
Volley Winners	0	1		1	1	1		2

	1 Set							
DIAZ OA (7)	1	*1	1	*2	2	*2	*3	3
SANTOS C (5)	*0	1	*2	2	*3	4	*5	*6

	2 Set												
DIAZ OA (7)	*1	1	*1	2	*3	3	*4	5	*5	5	*6	6	6(3)
SANTOS C (5)	0	*1	2	*2	2	*3	3	*3	4	*5	5	*6	7

Note:

For detailed scorecard information contact venue press centre.

Legend:

A Alternate **Def** Defaulted **Dsq** Disqualified **INV** Invitation **IP** International Places
Ret Retired **Susp** Suspended **W** Winner * Server



Match Statistics

Estadísticas del Partido / Estatísticas da partida

UPDATE AFTER EACH SET
THU 16 AUG 2007

W	RYDBERG Jon (1)	USA	6	6			
	DIAZ Oscar Alberto (7)	ARG	2	3			
Match elapsed time: 52min			23min	29min			

Court: Centre

Chair Umpire: HIGUASHI George (BRA)

	RYDBERG J (1)				DIAZ OA (7)			
	1Set	2Set	3Set	Total	1Set	2Set	3Set	Total
1st Serve %	68	54		60	72	32		55
Aces	1	0		1	0	0		0
Service Winners	3	2		5	1	4		5
Double Faults	2	2		4	1	5		6
1st Serve Points Won	12	10		22	8	3		11
1st Serve Points Played	15	15		30	18	6		24
1st Serve Winning %	80	67		73	44	50		46
1st Service Max Speed	kmh	-	-	-	-	-	-	-
	mph	-	-	-	-	-	-	-
2nd Serve Points Won	3	8		11	2	6		8
2nd Serve Points Played	7	13		20	7	13		20
2nd Serve Winning %	43	62		55	28	46		40
2nd Service Max Speed	kmh	-	-	-	-	-	-	-
	mph	-	-	-	-	-	-	-
Break Points Converted	3	2		5	1	1		2
Break Points Opportunities	3	3		6	2	2		4
Break Point Conversion %	100	67		83	50	50		50
Electronic Review/Challenge	0/0	0/0		0/0	0/0	0/0		0/0
Net Points Won	0	0		0	0	0		0
Net Point Played	0	0		0	1	0		1
Net Point Winning %	0	0		0	0	0		0
Total Points Won	30	28		58	17	19		36
Winners	14	7		21	4	5		9
Unforced Errors	10	8		18	11	14		25
Forehand Winners	10	3		13	0	4		4
Backhand Winners	4	4		8	4	1		5
Volley Winners	0	0		0	0	0		0

	1 Set							
RYDBERG J (1)	*1	2	*3	3	*3	4	*5	6
DIAZ OA (7)	0	*0	0	*1	2	*2	2	*2

	2 Set								
RYDBERG J (1)	*1	2	*2	2	*3	4	*5	5	*6
DIAZ OA (7)	0	*0	1	*2	2	*2	2	*3	3

Note:
For detailed scorecard information contact venue press centre.

Legend:
A Alternate **Def** Defaulted **Dsq** Disqualified **INV** Invitation **IP** International Places
Ret Retired **Susp** Suspended **W** Winner ***** Server

Match Statistics

Estadísticas del Partido / Estatísticas da partida

UPDATE AFTER EACH SET
THU 16 AUG 2007

	SANTOS Carlos (5)	BRA	4	5			
W	MÉNDEZ FUENTES Robinson (2)	CHI	6	7			
Match elapsed time: 1h46min			34min	72min			

Court: Centre

Chair Umpire: CATTÁ Marcos (BRA)

	SANTOS C (5)				MÉNDEZ FUENTES R (2)			
	1Set	2Set	3Set	Total	1Set	2Set	3Set	Total
1st Serve %	44	60		55	78	88		84
Aces	3	0		3	0	1		1
Service Winners	4	9		13	6	11		17
Double Faults	4	1		5	1	0		1
1st Serve Points Won	9	20		29	15	25		40
1st Serve Points Played	11	32		43	25	36		61
1st Serve Winning %	82	63		67	60	69		66
1st Service Max Speed	kmh	-	-	-	-	-	-	-
	mph	-	-	-	-	-	-	-
2nd Serve Points Won	4	9		13	2	2		4
2nd Serve Points Played	14	21		35	7	5		12
2nd Serve Winning %	28	43		37	28	40		33
2nd Service Max Speed	kmh	-	-	-	-	-	-	-
	mph	-	-	-	-	-	-	-
Break Points Converted	2	1		3	3	2		5
Break Points Opportunities	5	4		9	5	11		16
Break Point Conversion %	40	25		33	60	18		31
Electronic Review/Challenge	0/0	0/0		0/0	0/0	0/0		0/0
Net Points Won	2	4		6	1	0		1
Net Point Played	3	7		10	1	1		2
Net Point Winning %	67	56		60	100	0		50
Total Points Won	28	43		71	29	51		80
Winners	10	15		25	4	13		17
Unforced Errors	15	25		40	10	19		29
Forehand Winners	7	9		16	3	12		15
Backhand Winners	3	6		9	1	1		2
Volley Winners	0	2		2	1	0		1

	1 Set									
SANTOS C (5)	0	*1	1	*1	1	*1	2	*3	4	*4
MÉNDEZ FUENTES R (2)	*1	1	*2	3	*4	5	*5	5	*5	6

	2 Set											
SANTOS C (5)	1	*2	2	*3	3	*4	4	*5	5	*5	5	*5
MÉNDEZ FUENTES R (2)	*0	0	*1	1	*2	2	*3	3	*4	5	*6	7

Note:
For detailed scorecard information contact venue press centre.

Legend:
A Alternate **Def** Defaulted **Dsq** Disqualified **INV** Invitation **IP** International Places
Ret Retired **Susp** Suspended **W** Winner ***** Server

Match Statistics

Estadísticas del Partido / Estatísticas da partida

UPDATE AFTER EACH SET
WED 15 AUG 2007

W	RYDBERG Jon (1)	USA	6	6			
	POMMÊ Mauricio	BRA	0	3			
Match elapsed time: 48min			16min	32min			

Court: Centre

Chair Umpire: CHAGAS Adão (BRA)

	RYDBERG J (1)				POMMÊ M			
	1Set	2Set	3Set	Total	1Set	2Set	3Set	Total
1st Serve %	63	54		56	72	56		63
Aces	1	3		4	0	0		0
Service Winners	0	4		4	2	5		7
Double Faults	1	1		2	0	2		2
1st Serve Points Won	8	8		16	4	9		13
1st Serve Points Played	10	14		24	13	16		29
1st Serve Winning %	80	56		67	31	56		45
1st Service Max Speed	kmh	-	-	-	-	-	-	-
	mph	-	-	-	-	-	-	-
2nd Serve Points Won	4	10		14	2	5		7
2nd Serve Points Played	6	12		18	5	12		17
2nd Serve Winning %	67	83		78	40	42		41
2nd Service Max Speed	kmh	-	-	-	-	-	-	-
	mph	-	-	-	-	-	-	-
Break Points Converted	3	2		5	0	1		1
Break Points Opportunities	5	4		9	0	1		1
Break Point Conversion %	60	50		56	0	100		100
Electronic Review/Challenge	0/0	0/0		0/0	0/0	0/0		0/0
Net Points Won	1	2		3	0	1		1
Net Point Played	1	3		4	1	3		4
Net Point Winning %	100	67		75	0	33		25
Total Points Won	24	32		56	10	22		32
Winners	14	14		28	2	11		13
Unforced Errors	5	5		10	9	9		18
Forehand Winners	6	4		10	1	5		6
Backhand Winners	8	10		18	1	6		7
Volley Winners	1	1		2	0	0		0

	1 Set					
RYDBERG J (1)	*1	2	*3	4	*5	6
POMMÊ M	0	*0	0	*0	0	*0

	2 Set								
RYDBERG J (1)	*1	1	*2	3	*3	4	*5	5	*6
POMMÊ M	0	*1	1	*1	2	*2	2	*3	3

Note:
For detailed scorecard information contact venue press centre.

Legend:
A Alternate **Def** Defaulted **Dsq** Disqualified **INV** Invitation Server **IP** International Places
Ret Retired **Susp** Suspended **W** Winner *



Match Statistics

Estadísticas del Partido / Estatísticas da partida

UPDATE AFTER EACH SET

WED 15 AUG 2007

	LEON Pedro J.	COL	2	6	6(5)		
W	DIAZ Oscar Alberto (7)	ARG	6	3	7		
Match elapsed time: 1h51min			26min	32min	53min		

Court: 3

Chair Umpire: FUCHS Paulo (BRA)

Note:

For detailed scorecard information contact venue press centre.

Legend:

A Alternate	Def Defaulted	Dsq Disqualified	INV Invitation	IP International Places
Ret Retired	Susp Suspended	W Winner	* Server	



Match Statistics

Estadísticas del Partido / Estatísticas da partida

UPDATE AFTER EACH SET

WED 15 AUG 2007

W	SANTOS Carlos (5)	BRA	6	7			
	OQUENDO Eliecer Antonio	COL	1	5			
Match elapsed time: 1h09min			21min	48min			

Court: 1

Chair Umpire: HIGUASHI George (BRA)

Note:

For detailed scorecard information contact venue press centre.

Legend:

A Alternate	Def Defaulted	Dsq Disqualified	INV Invitation	IP International Places
Ret Retired	Susp Suspended	W Winner	* Server	



Match Statistics

Estadísticas del Partido / Estatísticas da partida

UPDATE AFTER EACH SET

WED 15 AUG 2007

	CAMUSSO Guillermo (6)	ARG	2	0			
W	MÉNDEZ FUENTES Robinson (2)	CHI	6	6			
Match elapsed time: 53min			29min	24min			

Court: 4

Chair Umpire: CAMPOS Marcos (BRA)

Note:

For detailed scorecard information contact venue press centre.

Legend:

A Alternate
Ret Retired

Def Defaulted
Susp Suspended

Dsq Disqualified
W Winner

INV Invitation
* Server

IP International Places



Match Statistics

Estadísticas del Partido / Estatísticas da partida

UPDATE AFTER EACH SET

TUE 14 AUG 2007

W	RYDBERG Jon (1)	USA	6	6			
	HUEZO Federico Ernesto	ESA	0	1			
Match elapsed time: 37min			16min	21min			

Court: 1

Chair Umpire: VIEIRA Paula (BRA)

Note:
For detailed scorecard information contact venue press centre.

Legend:
A Alternate **Def** Defaulted **Dsq** Disqualified **INV** Invitation **IP** International Places
Ret Retired **Susp** Suspended **W** Winner * Server

Match Statistics

Estadísticas del Partido / Estatísticas da partida

UPDATE AFTER EACH SET
TUE 14 AUG 2007

W	POMMÊ Mauricio	BRA	6	6			
	CAYULEF Francisco A. (8)	CHI	2	1			
Match elapsed time: 51min			28min	23min			

Court: Centre

Chair Umpire: LEVY Daniel (BRA)

	POMMÊ M				CAYULEF FA (8)			
	1Set	2Set	3Set	Total	1Set	2Set	3Set	Total
1st Serve %	54	50		52	69	71		70
Aces	1	2		3	0	0		0
Service Winners	3	3		6	1	3		4
Double Faults	1	3		4	3	2		5
1st Serve Points Won	11	6		17	7	6		13
1st Serve Points Played	15	10		25	18	17		35
1st Serve Winning %	73	60		68	39	35		37
1st Service Max Speed								
kmh	-	-		-	-	-		-
mph	-	-		-	-	-		-
2nd Serve Points Won	6	5		11	3	1		4
2nd Serve Points Played	13	10		23	8	7		15
2nd Serve Winning %	46	50		48	38	14		27
2nd Service Max Speed								
kmh	-	-		-	-	-		-
mph	-	-		-	-	-		-
Break Points Converted	3	4		7	1	1		2
Break Points Opportunities	4	5		9	4	2		6
Break Point Conversion %	75	80		78	25	50		33
Electronic Review/Challenge	0/0	0/0		0/0	0/0	0/0		0/0
Net Points Won	2	1		3	0	0		0
Net Point Played	3	1		4	0	0		0
Net Point Winning %	67	100		75	0	0		0
Total Points Won	33	28		61	21	16		37
Winners	15	16		31	10	5		15
Unforced Errors	9	5		14	11	5		16
Forehand Winners	8	10		18	7	3		10
Backhand Winners	7	6		13	3	2		5
Volley Winners	1	0		1	0	0		0

	1 Set						2 Set								
	1	*2	2	*2	3	*4	5	*6	1	*2	3	*3	4	*5	6
POMMÊ M															
CAYULEF FA (8)	*0	0	*1	2	*2	2	*2	2	*0	0	*0	1	*1	1	*1

Note:
For detailed scorecard information contact venue press centre.

Legend:
A Alternate **Def** Defaulted **Dsq** Disqualified **INV** Invitation **IP** International Places
Ret Retired **Susp** Suspended **W** Winner * Server



Match Statistics

Estadísticas del Partido / Estatísticas da partida

UPDATE AFTER EACH SET
TUE 14 AUG 2007

	HINSON Lee (4)	USA	7	3	4		
W	LEON Pedro J.	COL	5	6	6		
Match elapsed time: 2h07min			51min	37min	39min		

Court: 3

Chair Umpire: CHAGAS Adáo (BRA)

Note:
For detailed scorecard information contact venue press centre.

Legend:
A Alternate **Def** Defaulted **Dsq** Disqualified **INV** Invitation **IP** International Places
Ret Retired **Susp** Suspended **W** Winner * Server



Match Statistics

Estadísticas del Partido / Estatísticas da partida

UPDATE AFTER EACH SET
TUE 14 AUG 2007

	ALVAREZ Augusto G.	PER	1	1			
W	DIAZ Oscar Alberto (7)	ARG	6	6			
Match elapsed time: 50min			21min	29min			

Court: 4

Chair Umpire: HIGUASHI George (BRA)

Note:
For detailed scorecard information contact venue press centre.

Legend:
A Alternate **Def** Defaulted **Dsq** Disqualified **INV** Invitation **IP** International Places
Ret Retired **Susp** Suspended **W** Winner * Server

Match Statistics

Estadísticas del Partido / Estatísticas da partida

UPDATE AFTER EACH SET
TUE 14 AUG 2007

W	SANTOS Carlos (5)	BRA	6	6			
	DELGADO Raymundo M.	PER	1	2			
Match elapsed time: 54min			22min	32min			

Court: Centre

Chair Umpire: CATTÁ Marcos (BRA)

	SANTOS C (5)				DELGADO RM			
	1Set	2Set	3Set	Total	1Set	2Set	3Set	Total
1st Serve %	41	57		50	62	70		67
Aces	2	3		5	1	0		1
Service Winners	1	0		1	2	4		6
Double Faults	4	2		6	5	1		6
1st Serve Points Won	6	7		13	4	8		12
1st Serve Points Played	9	14		23	13	19		32
1st Serve Winning %	67	50		56	31	42		38
1st Service Max Speed kmh	-	-		-	-	-		-
mph	-	-		-	-	-		-
2nd Serve Points Won	6	7		13	1	3		4
2nd Serve Points Played	13	10		23	8	8		16
2nd Serve Winning %	46	70		56	13	38		25
2nd Service Max Speed kmh	-	-		-	-	-		-
mph	-	-		-	-	-		-
Break Points Converted	4	3		7	1	1		2
Break Points Opportunities	5	4		9	4	4		8
Break Point Conversion %	80	75		78	25	25		25
Electronic Review/Challenge	0/0	0/0		0/0	0/0	0/0		0/0
Net Points Won	1	1		2	0	0		0
Net Point Played	1	3		4	0	1		1
Net Point Winning %	100	33		50	0	0		0
Total Points Won	28	30		58	15	21		36
Winners	9	16		25	2	4		6
Unforced Errors	6	11		17	11	10		21
Forehand Winners	5	9		14	1	2		3
Backhand Winners	4	7		11	1	2		3
Volley Winners	1	0		1	0	0		0

	1 Set							2 Set							
	1	*2	3	*3	4	*5	6	*1	2	*3	4	*4	4	*5	6
SANTOS C (5)							6								6
DELGADO RM	*0	0	*0	1	*1	1	*1	0	*0	0	*0	1	*2	2	*2

Note:
For detailed scorecard information contact venue press centre.

Legend:
A Alternate **Def** Defaulted **Dsq** Disqualified **INV** Invitation **IP** International Places
Ret Retired **Susp** Suspended **W** Winner ***** Server



Match Statistics

Estadísticas del Partido / Estatísticas da partida

UPDATE AFTER EACH SET
TUE 14 AUG 2007

W	OQUENDO Eliecer Antonio	COL	6	6			
	MORAN Paul (3)	USA	3	2			
Match elapsed time: 54min			31min	23min			

Court: 4

Chair Umpire: CAMPOS Marcos (BRA)

Note:
For detailed scorecard information contact venue press centre.

Legend:
A Alternate **Def** Defaulted **Dsq** Disqualified **INV** Invitation **IP** International Places
Ret Retired **Susp** Suspended **W** Winner * Server



Match Statistics

Estadísticas del Partido / Estatísticas da partida

UPDATE AFTER EACH SET
TUE 14 AUG 2007

W	CAMUSSO Guillermo (6)	ARG	6	6			
	DURAN Amilcar A.	ESA	4	2			
Match elapsed time: 56min			27min	29min			

Court: 3

Chair Umpire: FUCHS Paulo (BRA)

Note:
For detailed scorecard information contact venue press centre.

Legend:

A Alternate	Def Defaulted	Dsq Disqualified	INV Invitation	IP International Places
Ret Retired	Susp Suspended	W Winner	* Server	



Match Statistics

Estadísticas del Partido / Estatísticas da partida

UPDATE AFTER EACH SET

TUE 14 AUG 2007

	MARRERO Oscar	PUR	0	1			
W	MÉNDEZ FUENTES Robinson (2)	CHI	6	6			
Match elapsed time: 33min			17min	16min			

Court: 1

Chair Umpire: MEIRELLES Henrique (BRA)

Note:
For detailed scorecard information contact venue press centre.

Legend:
A Alternate **Def** Defaulted **Dsq** Disqualified **INV** Invitation **IP** International Places
Ret Retired **Susp** Suspended **W** Winner * Server

Match Statistics

Estadísticas del Partido / Estatísticas da partida

UPDATE AFTER EACH SET
MON 13 AUG 2007

W	HUEZO Federico Ernesto	ESA	6	6			
	VÁSQUEZ Gustavo A.	GUA	0	0			
Match elapsed time: 42min			17min	25min			

Court: Centre

Chair Umpire: CATTÁ Marcos (BRA)

	HUEZO FE				VÁSQUEZ GA			
	1Set	2Set	3Set	Total	1Set	2Set	3Set	Total
1st Serve %	39	52		46	15	45		33
Aces	2	2		4	0	0		0
Service Winners	0	3		3	0	2		2
Double Faults	2	2		4	2	4		6
1st Serve Points Won	6	9		15	0	3		3
1st Serve Points Played	7	11		18	2	9		11
1st Serve Winning %	86	82		83	0	33		27
1st Service Max Speed kmh	-	-		-	-	-		-
mph	-	-		-	-	-		-
2nd Serve Points Won	7	5		12	1	3		4
2nd Serve Points Played	11	10		21	11	11		22
2nd Serve Winning %	64	50		56	9	27		18
2nd Service Max Speed kmh	-	-		-	-	-		-
mph	-	-		-	-	-		-
Break Points Converted	3	3		6	0	0		0
Break Points Opportunities	3	4		7	2	1		3
Break Point Conversion %	100	75		86	0	0		0
Electronic Review/Challenge	0/0	0/0		0/0	0/0	0/0		0/0
Net Points Won	1	0		1	0	1		1
Net Point Played	1	0		1	0	1		1
Net Point Winning %	100	0		100	0	100		100
Total Points Won	25	28		53	6	13		19
Winners	7	6		13	1	3		4
Unforced Errors	3	6		9	14	13		27
Forehand Winners	5	4		9	0	1		1
Backhand Winners	2	2		4	1	2		3
Volley Winners	1	0		1	0	0		0

	1 Set					
	1	*2	3	*4	5	*6
HUEZO FE						
VÁSQUEZ GA	*0	0	*0	0	*0	0

	2 Set					
	1	*2	3	*4	5	*6
HUEZO FE						
VÁSQUEZ GA	*0	0	*0	0	*0	0

Note:
For detailed scorecard information contact venue press centre.

Legend:
A Alternate **Def** Defaulted **Dsq** Disqualified **INV** Invitation **IP** International Places
Ret Retired **Susp** Suspended **W** Winner ***** Server

Match Statistics

Estadísticas del Partido / Estatísticas da partida

UPDATE AFTER EACH SET
MON 13 AUG 2007

	ORTIZ Esteban Alejandro	ECU	1	0			
W	POMMÊ Mauricio	BRA	6	6			
Match elapsed time: 39min			22min	17min			

Court: Centre

Chair Umpire: MEIRELLES Henrique (BRA)

	ORTIZ EA				POMMÊ M			
	1Set	2Set	3Set	Total	1Set	2Set	3Set	Total
1st Serve %	69	46		62	53	67		59
Aces	2	0		2	1	7		8
Service Winners	4	0		4	6	1		7
Double Faults	1	1		2	1	1		2
1st Serve Points Won	9	0		9	9	9		18
1st Serve Points Played	18	6		24	10	10		20
1st Serve Winning %	50	0		38	90	90		90
1st Service Max Speed	kmh	-	-	-	-	-	-	-
	mph	-	-	-	-	-	-	-
2nd Serve Points Won	3	1		4	7	3		10
2nd Serve Points Played	8	7		15	9	5		14
2nd Serve Winning %	38	14		27	78	60		71
2nd Service Max Speed	kmh	-	-	-	-	-	-	-
	mph	-	-	-	-	-	-	-
Break Points Converted	0	0		0	2	3		5
Break Points Opportunities	0	0		0	4	3		7
Break Point Conversion %	0	0		0	50	100		71
Electronic Review/Challenge	0/0	0/0		0/0	0/0	0/0		0/0
Net Points Won	0	0		0	2	0		2
Net Point Played	1	1		2	2	1		3
Net Point Winning %	0	0		0	100	0		67
Total Points Won	15	4		19	30	24		54
Winners	2	1		3	12	10		22
Unforced Errors	10	5		15	6	2		8
Forehand Winners	1	0		1	9	8		17
Backhand Winners	1	1		2	3	2		5
Volley Winners	0	0		0	2	0		2

	1 Set							2 Set						
	0	*0	0	*1	1	*1	1	*0	0	*0	0	*0	0	
ORTIZ EA														
POMMÊ M	*1	2	*3	3	*4	5	*6	1	*2	3	*4	5	*6	

Note:

For detailed scorecard information contact venue press centre.

Legend:

A Alternate **Def** Defaulted **Dsq** Disqualified **INV** Invitation **IP** International Places
Ret Retired **Susp** Suspended **W** Winner * Server



Match Statistics

Estadísticas del Partido / Estatísticas da partida

UPDATE AFTER EACH SET
MON 13 AUG 2007

	Ávila Rolando	MEX	0	1			
W	LEON Pedro J.	COL	6	6			
Match elapsed time: 49min			17min	32min			

Court: 4

Chair Umpire: MEIRELLES Henrique (BRA)

Note:
For detailed scorecard information contact venue press centre.

Legend:
A Alternate **Def** Defaulted **Dsq** Disqualified **INV** Invitation **IP** International Places
Ret Retired **Susp** Suspended **W** Winner * Server



Match Statistics

Estadísticas del Partido / Estatísticas da partida

UPDATE AFTER EACH SET
MON 13 AUG 2007

W	ALVAREZ Augusto G.	PER	6	6			
	LOZADA Miguel Angel	PUR	0	2			
Match elapsed time: 52min			22min	30min			

Court: 3

Chair Umpire: VIEIRA Paula (BRA)

Note:
For detailed scorecard information contact venue press centre.

Legend:
A Alternate **Def** Defaulted **Dsq** Disqualified **INV** Invitation **IP** International Places
Ret Retired **Susp** Suspended **W** Winner * Server



Match Statistics

Estadísticas del Partido / Estatísticas da partida

UPDATE AFTER EACH SET
MON 13 AUG 2007

W	DELGADO Raymundo M.	PER	6	6			
	JARAMILLO Diego M.	ECU	0	0			
Match elapsed time: 1h06min			42min	24min			

Court: 4

Chair Umpire: LEVY Daniel (BRA)

Note:
For detailed scorecard information contact venue press centre.

Legend:
A Alternate **Def** Defaulted **Dsq** Disqualified **INV** Invitation **IP** International Places
Ret Retired **Susp** Suspended **W** Winner * Server



Match Statistics

Estadísticas del Partido / Estatísticas da partida

UPDATE AFTER EACH SET
MON 13 AUG 2007

	RODRIGUEZ Luis Enrique	URU	0	1			
W	OQUENDO Eliecer Antonio	COL	6	6			
Match elapsed time: 33min			14min	19min			

Court: 3

Chair Umpire: CATTÁ Marcos (BRA)

Note:
For detailed scorecard information contact venue press centre.

Legend:

A Alternate	Def Defaulted	Dsq Disqualified	INV Invitation	IP International Places
Ret Retired	Susp Suspended	W Winner	* Server	



Match Statistics

Estadísticas del Partido / Estatísticas da partida

UPDATE AFTER EACH SET

MON 13 AUG 2007

	GUERRERO Ángel	MEX	6(6)	2			
W	DURAN Amilcar A.	ESA	7	6			
Match elapsed time: 1h18min			44min	34min			

Court: 1

Chair Umpire: HIGUASHI George (BRA)

Note:

For detailed scorecard information contact venue press centre.

Legend:

A Alternate
Ret Retired

Def Defaulted
Susp Suspended

Dsq Disqualified
W Winner

INV Invitation
* Server

IP International Places



Match Statistics

Estadísticas del Partido / Estatísticas da partida

UPDATE AFTER EACH SET

MON 13 AUG 2007

W	MARRERO Oscar	PUR	6	6			
	OLIVA Oscar E.	GUA	2	3			
Match elapsed time: 54min			26min	28min			

Court: 3

Chair Umpire: FUCHS Paulo (BRA)

Note:
For detailed scorecard information contact venue press centre.

Legend:
A Alternate **Def** Defaulted **Dsq** Disqualified **INV** Invitation **IP** International Places
Ret Retired **Susp** Suspended **W** Winner * Server



Entry List by Event

Lista de Inscripciones por Evento / Lista de Inscrições por Evento

As of 13 AUG 2007

Doubles Entry Ranking	Name	NPC Code	Qualified Type	Seed
57	HINSON Lee	USA		1
57	RYDBERG Jon			
174	CAYULEF Francisco A.	CHI		2
174	MÉNDEZ FUENTES Robinson			
201	POMMÉ Mauricio	BRA		3
201	SANTOS Carlos			
213	CAMUSSO Guillermo	ARG		4
213	DIAZ Oscar Alberto			
*	LEON Pedro J.	COL		
*	OQUENDO Eliecer Antonio			
*	JARAMILLO Diego M.	ECU		
*	ORTIZ Esteban Alejandro			
*	DURAN Amilcar A.	ESA		
*	HUEZO Federico Ernesto			
*	OLIVA Oscar E.	GUA		
*	VÁSQUEZ Gustavo A.			
*	Ávila Rolando	MEX		
*	GUERRERO Ángel			
*	ALVAREZ Augusto G.	PER		
*	DELGADO Raymundo M.			
*	LOZADA Miguel Angel	PUR		
*	MARRERO Oscar			

Note:
All changes are available in INFO

Legend:
A Alternate INV Invitation IP International Places * Without ranking



Draw

Sorteo / Sorteio

Rank	1/8 Final	Seed	Quarterfinal	Semifinal	Final
57	HINSON Lee	(1)	USA	HINSON L RYDBERG J (1)	
57	RYDBERG Jon				
	Bye			HINSON L RYDBERG J (1)	
	JARAMILLO Diego M.		ECU	6-0 6-0	
	ORTIZ Esteban Alejandro		JARAMILLO DM ORTIZ EA		
	Bye				HINSON L RYDBERG J (1)
213	CAMUSSO Guillermo	(4)	ARG	CAMUSSO G DIAZ OA (4)	3-6 6-4 6-3
213	DIAZ Oscar Alberto				
	Bye			CAMUSSO G DIAZ OA (4)	
	DURAN Amilcar A.		ESA	6-3 6-2	
	HUEZO Federico Ernesto		ALVAREZ AG DELGADO RM		
	ALVAREZ Augusto G.		PER	6-1 0-6 6-1	Winner
	DELGADO Raymundo M.				POMMÉ M SANTOS C (3)
	LOZADA Miguel Angel		PUR		6-2 4-6 6-0
	MARRERO Oscar		LEON PJ OQUENDO EA		
	LEON Pedro J.		COL	6-3 6-1	
	OQUENDO Eliecer Antonio			POMMÉ M SANTOS C (3)	
	Bye			6-3 6-1	
201	POMMÉ Mauricio	(3)	BRA	POMMÉ M SANTOS C (3)	
201	SANTOS Carlos				
	OLIVA Oscar E.		GUA	6-3 3-6 6-0	
	VÁSQUEZ Gustavo A.		ÁVILA R GUERRERO Á		
	ÁVILA Rolando		MEX	6-1 6-0	
	GUERRERO Ángel			CAYULEF FA MÉNDEZ FUENTES R (2)	
	Bye			6-1 6-0	
174	CAYULEF Francisco A.	(2)	CHI	CAYULEF FA MÉNDEZ FUENTES R (2)	
174	MÉNDEZ FUENTES Robinson				

Bronze Medal

CAMUSSO G DIAZ OA (4)	CAMUSSO G DIAZ OA (4)
CAYULEF FA MÉNDEZ FUENTES R (2)	6-0 7-5

Note:
Ranking as of

Legend:

A Alternate Def Defaulted Dsq Disqualified INV Invitation Ret Retired Wo Walkover IP International Places



Entry List by Event

Lista de Inscripciones por Evento / Lista de Inscrições por Evento

As of 14 AUG 2007

Singles Entry Ranking	Name	NPC Code	Qualified Type	Seed
*	JARAMILLO Diego M.	ECU		
*	ORTIZ Esteban Alejandro	ECU		
*	OLIVA Oscar E.	GUA		
*	VÁSQUEZ Gustavo A.	GUA		
*	ÁVILA Rolando	MEX		
*	GUERRERO Ángel	MEX		
*	LOZADA Miguel Angel	PUR		
*	RODRIGUEZ Luis Enrique	URU		

Note:
All changes are available in INFO

Legend:
A Alternate INV Invitation IP International Places * Without ranking



Match Statistics

Estadísticas del Partido / Estatísticas da partida

THU 16 AUG 2007

	HINSON Lee RYDBERG Jon	(1)	USA	2	6	0		
W	POMMÊ Mauricio SANTOS Carlos	(3)	BRA	6	4	6		
Match elapsed time: 1h52min				27min	42min	43min		

Court: Centre

Chair Umpire: FUCHS Paulo (BRA)

	HINSON/RYPBERG (1)				POMMÊ/SANTOS (3)			
	1Set	2Set	3Set	Total	1Set	2Set	3Set	Total
1st Serve %	74	62	50	61	71	82	56	70
Aces	3	0	1	4	1	1	3	5
Service Winners	1	4	1	6	1	6	3	10
Double Faults	5	2	2	9	1	2	1	4
1st Serve Points Won	10	11	7	28	12	14	13	39
1st Serve Points Played	17	21	13	51	17	28	19	64
1st Serve Winning %	59	52	54	55	71	50	68	61
2nd Serve Points Won	1	7	3	11	5	1	7	13
2nd Serve Points Played	6	13	13	32	7	6	15	28
2nd Serve Winning %	17	54	23	34	71	17	47	46
Break Points Converted	0	3	0	3	2	2	3	7
Break Points Opportunities	0	8	2	10	4	6	4	14
Break Point Conversion %	0	38	0	30	50	33	75	50
Electronic Review/Challenge	0/0	0/0	0/0	0/0	0/0	0/0	0/0	0/0
Total Points Won	18	37	24	79	29	31	36	96

	1 Set								2 Set								3 Set							
HINSON/RYPBERG (1)	*1	1	*1	1	*2	2	*2	2	*0	1	*1	2	*3	3	*4	4	*5	6	*0	0	*0	0	*0	0
POMMÊ/SANTOS (3)	0	*1	2	*3	3	*4	5	*6	1	*1	2	*2	2	*3	3	*4	4	*4	1	*2	3	*4	5	*6

Note:

For detailed scorecard information contact venue press centre.

Legend:

A Alternate **Def** Defaulted **Dsq** Disqualified **INV** Invitation **IP** International Places
Ret Retired **Susp** Suspended **W** Winner * Server



Match Statistics

Estadísticas del Partido / Estatísticas da partida

THU 16 AUG 2007

W	CAMUSSO Guillermo DIAZ Oscar Alberto (4) ARG	6	7			
	CAYULEF Francisco A. MÉNDEZ FUENTES Robinson (2) CHI	0	5			
Match elapsed time: 1h27min		27min	59min			

Court: 1

Chair Umpire: VIEIRA Paula (BRA)

Note:

For detailed scorecard information contact venue press centre.

Legend:

A Alternate
Ret Retired

Def Defaulted
Susp Suspended

Dsq Disqualified
W Winner

INV Invitation
* Server

IP International Places



Match Statistics

Estadísticas del Partido / Estatísticas da partida

WED 15 AUG 2007

W	HINSON Lee RYDBERG Jon	(1) USA	3	6	6		
	CAMUSSO Guillermo DIAZ Oscar Alberto	(4) ARG	6	4	3		
Match elapsed time: 2h01min			39min	45min	37min		

Court: 1

Chair Umpire: LEVY Daniel (BRA)

Note:

For detailed scorecard information contact venue press centre.

Legend:

A Alternate	Def Defaulted	Dsq Disqualified	INV Invitation	IP International Places
Ret Retired	Susp Suspended	W Winner	* Server	

Match Statistics

Estadísticas del Partido / Estatísticas da partida

WED 15 AUG 2007

W	POMMÊ Mauricio Santos Carlos (3) BRA	6	3	6		
	CAYULEF Francisco A. Méndez Fuentes Robinson (2) CHI	3	6	0		
Match elapsed time: 2h01min		34min	47min	40min		

Court: Centre

Chair Umpire: CHAGAS Adáo (BRA)

	POMMÊ/SANTOS (3)				CAYULEF/MÉNDEZ FU. (2)			
	1Set	2Set	3Set	Total	1Set	2Set	3Set	Total
1st Serve %	62	63	64	63	56	71	79	68
Aces	3	0	1	4	1	4	1	6
Service Winners	3	7	2	12	4	5	4	13
Double Faults	1	3	4	8	3	1	1	5
1st Serve Points Won	12	11	13	36	10	15	8	33
1st Serve Points Played	16	20	18	54	18	27	22	67
1st Serve Winning %	75	55	72	67	56	56	36	49
2nd Serve Points Won	8	3	4	15	9	5	3	17
2nd Serve Points Played	10	12	10	32	14	11	6	31
2nd Serve Winning %	80	25	40	47	64	45	50	55
Break Points Converted	1	2	3	6	0	3	0	3
Break Points Opportunities	4	7	5	16	0	6	2	8
Break Point Conversion %	25	28	60	38	0	50	0	38
Electronic Review/Challenge	0/0	0/0	0/0	0/0	0/0	0/0	0/0	0/0
Total Points Won	33	32	34	99	25	38	22	85

	1 Set									2 Set									3 Set					
	*1	1	*2	2	*3	4	*5	5	*6	0	*1	1	*1	2	*2	3	*3	3	*1	2	*3	4	*5	6
POMMÊ/SANTOS (3)																								
CAYULEF/MÉNDEZ FU. (2)	0	*1	1	*2	2	*2	2	*3	3	*1	1	*2	3	*3	4	*4	5	*6	0	*0	0	*0	0	*0

Note:
For detailed scorecard information contact venue press centre.

Legend:
A Alternate **Def** Defaulted **Dsq** Disqualified **INV** Invitation **IP** International Places
Ret Retired **Susp** Suspended **W** Winner * Server



Match Statistics

Estadísticas del Partido / Estatísticas da partida

TUE 14 AUG 2007

W	HINSON Lee RYDBERG Jon (1) USA	6	6			
	JARAMILLO Diego M. ORTIZ Esteban Alejandro ECU	0	0			
Match elapsed time: 35min		16min	19min			

Court: 1

Chair Umpire: VIEIRA Paula (BRA)

Note:

For detailed scorecard information contact venue press centre.

Legend:

A Alternate	Def Defaulted	Dsq Disqualified	INV Invitation	IP International Places
Ret Retired	Susp Suspended	W Winner	* Server	



Match Statistics

Estadísticas del Partido / Estatísticas da partida

TUE 14 AUG 2007

W	CAMUSSO Guillermo DIAZ Oscar Alberto (4) ARG	6	6			
	ALVAREZ Augusto G. DELGADO Raymundo M. PER	3	2			
Match elapsed time: 1h10min		36min	34min			

Court: 3

Chair Umpire: FUCHS Paulo (BRA)

Note:
For detailed scorecard information contact venue press centre.

Legend:
A Alternate **Def** Defaulted **Dsq** Disqualified **INV** Invitation **IP** International Places
Ret Retired **Susp** Suspended **W** Winner * Server

Match Statistics

Estadísticas del Partido / Estatísticas da partida

TUE 14 AUG 2007

	LEON Pedro J. OQUENDO Eliecer Antonio	COL	3	1			
W	POMMÊ Mauricio SANTOS Carlos	(3) BRA	6	6			
Match elapsed time: 45min			24min	21min			

Court: Centre

Chair Umpire: LEVY Daniel (BRA)

	LEON/OQUENDO				POMMÊ/SANTOS (3)			
	1Set	2Set	3Set	Total	1Set	2Set	3Set	Total
1st Serve %	75	69		72	81	71		76
Aces	1	1		2	1	2		3
Service Winners	4	3		7	3	4		7
Double Faults	1	1		2	0	1		1
1st Serve Points Won	7	6		13	14	14		28
1st Serve Points Played	18	11		29	21	17		38
1st Serve Winning %	39	55		45	67	82		74
2nd Serve Points Won	3	1		4	2	3		5
2nd Serve Points Played	6	5		11	5	7		12
2nd Serve Winning %	50	20		36	40	43		42
Break Points Converted	1	0		1	3	2		5
Break Points Opportunities	3	0		3	3	2		5
Break Point Conversion %	33	0		33	100	100		100
Electronic Review/Challenge	0/0	0/0		0/0	0/0	0/0		0/0
Total Points Won	20	14		34	30	26		56

	1 Set								
LEON/OQUENDO	*1	1	*2	2	*2	3	*3	3	*3
POMMÊ/SANTOS (3)	0	*1	1	*2	3	*3	4	*5	6

	2 Set						
LEON/OQUENDO	0	*0	0	*1	1	*1	1
POMMÊ/SANTOS (3)	*1	2	*3	3	*4	5	*6

Note:

For detailed scorecard information contact venue press centre.

Legend:

A Alternate **Def** Defaulted **Dsq** Disqualified **INV** Invitation **IP** International Places
Ret Retired **Susp** Suspended **W** Winner * Server



Match Statistics

Estadísticas del Partido / Estatísticas da partida

TUE 14 AUG 2007

	ÁVILA Rolando GUERRERO Ángel	MEX	1	0			
W	CAYULEF Francisco A. MÉNDEZ FUENTES Robinson (2)	CHI	6	6			
Match elapsed time: 50min			24min	26min			

Court: 4

Chair Umpire: CAMPOS Marcos (BRA)

Note:

For detailed scorecard information contact venue press centre.

Legend:

A Alternate	Def Defaulted	Dsq Disqualified	INV Invitation	IP International Places
Ret Retired	Susp Suspended	W Winner	* Server	



Match Statistics

Estadísticas del Partido / Estatísticas da partida

MON 13 AUG 2007

	DURAN Amilcar A. HUEZO Federico Ernesto	ESA	1	6	1		
W	ALVAREZ Augusto G. DELGADO Raymundo M.	PER	6	0	6		
Match elapsed time: 1h29min			26min	32min	31min		

Court: 1

Chair Umpire: FUCHS Paulo (BRA)

Note:
For detailed scorecard information contact venue press centre.

Legend:
A Alternate **Def** Defaulted **Dsq** Disqualified **INV** Invitation **IP** International Places
Ret Retired **Susp** Suspended **W** Winner * Server

Match Statistics

Estadísticas del Partido / Estatísticas da partida

MON 13 AUG 2007

	LOZADA Miguel Angel MARRERO Oscar	PUR	3	1			
W	LEON Pedro J. OQUENDO Eliecer Antonio	COL	6	6			
Match elapsed time: 54min			24min	30min			

Court: Centre

Chair Umpire: HIGUASHI George (BRA)

	LOZADA/MARRERO				LEON/OQUENDO			
	1Set	2Set	3Set	Total	1Set	2Set	3Set	Total
1st Serve %	61	73		66	81	48		63
Aces	0	1		1	0	4		4
Service Winners	3	2		5	4	6		10
Double Faults	4	0		4	0	2		2
1st Serve Points Won	10	7		17	9	9		18
1st Serve Points Played	19	16		35	17	13		30
1st Serve Winning %	53	44		49	53	69		60
2nd Serve Points Won	2	3		5	1	10		11
2nd Serve Points Played	12	6		18	4	14		18
2nd Serve Winning %	17	50		28	25	71		61
Break Points Converted	2	0		2	4	2		6
Break Points Opportunities	2	1		3	4	4		8
Break Point Conversion %	100	0		67	100	50		75
Electronic Review/Challenge	0/0	0/0		0/0	0/0	0/0		0/0
Total Points Won	23	18		41	29	31		60

	1 Set									2 Set					
	*0	1	*1	2	*3	3	*3	3	*3	0	*0	0	*1	1	
LOZADA/MARRERO															
LEON/OQUENDO	1	*1	2	*2	2	*3	4	*5	6	*1	2	*3	4	*5	

Note:

For detailed scorecard information contact venue press centre.

Legend:

A Alternate **Def** Defaulted **Dsq** Disqualified **INV** Invitation **IP** International Places
Ret Retired **Susp** Suspended **W** Winner * Server



Match Statistics

Estadísticas del Partido / Estatísticas da partida

MON 13 AUG 2007

	OLIVA Oscar E. VÁSQUEZ Gustavo A.	GUA	1	0			
W	ÁVILA Rolando GUERRERO Ángel	MEX	6	6			
Match elapsed time: 32min			17min	15min			

Court: 4

Chair Umpire: LEVY Daniel (BRA)

Note:

For detailed scorecard information contact venue press centre.

Legend:

A Alternate
Ret Retired

Def Defaulted
Susp Suspended

Dsq Disqualified
W Winner

INV Invitation
* Server

IP International Places



Entry List by Event

Lista de Inscripciones por Evento / Lista de Inscrições por Evento

As of 14 AUG 2007

Singles Entry Ranking	Name	NPC Code	Qualified Type	Seed
*	JARAMILLO Diego M.	ECU		
*	ORTIZ Esteban Alejandro	ECU		
*	OLIVA Oscar E.	GUA		
*	VÁSQUEZ Gustavo A.	GUA		
*	ÁVILA Rolando	MEX		
*	GUERRERO Ángel	MEX		
*	LOZADA Miguel Angel	PUR		
*	RODRIGUEZ Luis Enrique	URU		

Note:

All changes are available in INFO

Legend:

A Alternate INV Invitation IP International Places * Without ranking



Draw

Sorteo / Sorteio

Rank	Quarterfinal	Seed	Semifinal	Final
	VÁSQUEZ Gustavo A.	GUA		
			ORTIZ EA 6-4 6-1	
	ORTIZ Esteban Alejandro	ECU		ÁVILA R
	ÁVILA Rolando	MEX		6-1 6-0
			ÁVILA R 6-1 7-5	Winner Final
	LOZADA Miguel Angel	PUR		ÁVILA R
	GUERRERO Ángel	MEX		6-2 6-0
			GUERRERO Á 6-0 6-1	
	OLIVA Oscar E.	GUA		GUERRERO Á
	RODRIGUEZ Luis Enrique	URU		6-7(1) 6-1 10-8
			RODRIGUEZ LE 6-4 4-6 10-8	
	JARAMILLO Diego M.	ECU		

Note:

Ranking as of

Legend:

A Alternate

Def Defaulted

Disq Disqualified

INV Invitation

Ret Retired

Wo Walkover

IP International Places



Match Statistics

Estadísticas del Partido / Estatísticas da partida

UPDATE AFTER EACH SET

FRI 17 AUG 2007

W	ÁVILA Rolando	MEX	6	6			
	GUERRERO Ángel	MEX	2	0			
Match elapsed time: 43min			24min	19min			

Court: 1

Chair Umpire: CATTÁ Marcos (BRA)

Note:

For detailed scorecard information contact venue press centre.

Legend:

A Alternate
Ret Retired

Def Defaulted
Susp Suspended

Dsq Disqualified
W Winner

INV Invitation
* Server

IP International Places



Match Statistics

Estadísticas del Partido / Estatísticas da partida

UPDATE AFTER EACH SET

THU 16 AUG 2007

	ORTIZ Esteban Alejandro	ECU	1	0			
W	ÁVILA Rolando	MEX	6	6			
Match elapsed time: 42min			20min	22min			

Court: 1

Chair Umpire: MEIRELLES Henrique (BRA)

Note:

For detailed scorecard information contact venue press centre.

Legend:

A Alternate	Def Defaulted	Dsq Disqualified	INV Invitation	IP International Places
Ret Retired	Susp Suspended	W Winner	* Server	



Match Statistics

Estadísticas del Partido / Estatísticas da partida

UPDATE AFTER EACH SET

THU 16 AUG 2007

W	GUERRERO Ángel	MEX	6(1)	6	10		
	RODRIGUEZ Luis Enrique	URU	7	1	8		
Match elapsed time: 1h16min			40min	24min	12min		

Court: 2

Chair Umpire: CAMPOS Marcos (BRA)

Note:

For detailed scorecard information contact venue press centre.

Legend:

A Alternate	Def Defaulted	Dsq Disqualified	INV Invitation	IP International Places
Ret Retired	Susp Suspended	W Winner	* Server	



Match Statistics

Estadísticas del Partido / Estatísticas da partida

UPDATE AFTER EACH SET

WED 15 AUG 2007

	VÁSQUEZ Gustavo A.	GUA	4	1			
W	ORTIZ Esteban Alejandro	ECU	6	6			
Match elapsed time: 57min			33min	24min			

Court: 3

Chair Umpire: LEVY Daniel (BRA)

Note:

For detailed scorecard information contact venue press centre.

Legend:

A Alternate	Def Defaulted	Dsq Disqualified	INV Invitation	IP International Places
Ret Retired	Susp Suspended	W Winner	* Server	



Match Statistics

Estadísticas del Partido / Estatísticas da partida

UPDATE AFTER EACH SET

WED 15 AUG 2007

W	ÁVILA Rolando	MEX	6	7			
	LOZADA Miguel Angel	PUR	1	5			
Match elapsed time: 52min			19min	33min			

Court: 4

Chair Umpire: CAMPOS Marcos (BRA)

Note:

For detailed scorecard information contact venue press centre.

Legend:

A Alternate
Ret Retired

Def Defaulted
Susp Suspended

Dsq Disqualified
W Winner

INV Invitation
* Server

IP International Places



Match Statistics

Estadísticas del Partido / Estatísticas da partida

UPDATE AFTER EACH SET

WED 15 AUG 2007

W	GUERRERO Ángel	MEX	6	6			
	OLIVA Oscar E.	GUA	0	1			
Match elapsed time: 37min			15min	22min			

Court: 3

Chair Umpire: CATTÁ Marcos (BRA)

Note:

For detailed scorecard information contact venue press centre.

Legend:

A Alternate
Ret Retired

Def Defaulted
Susp Suspended

Dsq Disqualified
W Winner

INV Invitation
* Server

IP International Places



Match Statistics

Estadísticas del Partido / Estatísticas da partida

UPDATE AFTER EACH SET

WED 15 AUG 2007

W	RODRIGUEZ Luis Enrique	URU	6	4	10		
	JARAMILLO Diego M.	ECU	4	6	8		
Match elapsed time: 59min			16min	31min	12min		

Court: 1

Chair Umpire: MEIRELLES Henrique (BRA)

Note:

For detailed scorecard information contact venue press centre.

Legend:

A Alternate
Ret Retired

Def Defaulted
Susp Suspended

Dsq Disqualified
W Winner

INV Invitation
* Server

IP International Places



Entry List by Event

Lista de Inscrições por Evento / Lista de Inscrições por Evento

As of 13 AUG 2007

Singles Entry Ranking	Name	NPC Code	Qualified Type	Seed
16	ARNOULT-RITTHALER Beth	USA		1
23	VERFUERTH Kaitlyn	USA		2
43	MARTINEZ Johana	COL		3
52	ALMEIDA Samanta	BRA		4
68	MEDRANO Andrea F.	ARG		
93	CANDIDA Rejane	BRA		
81	MARDONES Maria F.	CHI		
53	ORTIZ Maria A.	CHI		
106	CASTILLO Lourdes	PER		
*	SANTANA Blanca Estela	PER		
*	TIESO Tania Maite	PUR		

Note:
All changes are available in INFO

Legend:
A Alternate INV Invitation IP International Places * Without ranking



Draw

Sorteo / Sorteio

Rank	1/8 Final	Seed	Quarterfinal	Semifinal	Final
16	ARNOULT-RITTHALER Beth(1)	USA	ARNOULT-RITTHA. (1)		
	Bye			ARNOULT-RITTHA. (1)	
	TIESO Tania Maite	PUR	TIESO TM	6-0 6-0	
	Bye				ARNOULT-RITTHA. (1)
52	ALMEIDA Samanta	(4) BRA	ALMEIDA S (4)		6-1 6-0
	Bye			MARDONES MF	
	SANTANA Blanca Estela	PER	MARDONES MF	6-3 3-6 6-2	
			6-2 6-2		
81	MARDONES Maria F.	CHI			Winner
93	CANDIDA Rejane	BRA	CANDIDA R		VERFUERTH K (2)
			6-1 7-6(2)		6-3 6-1
68	MEDRANO Andrea F.	ARG		MARTINEZ J (3)	
	Bye			6-2 6-3	
			MARTINEZ J (3)		
43	MARTINEZ Johana	(3) COL			VERFUERTH K (2)
53	ORTIZ Maria A.	CHI	ORTIZ MA		6-1 6-1
			6-3 6-1		
106	CASTILLO Lourdes	PER		VERFUERTH K (2)	
	Bye			6-0 6-1	
			VERFUERTH K (2)		
23	VERFUERTH Kaitlyn	(2) USA			

	Bronze Medal
MARDONES MF	MARTINEZ J (3)
MARTINEZ J (3)	6-1 6-1

Note:
Ranking as of

Legend:

A Alternate

Def Defaulted

Disq Disqualified

INV Invitation

Ret Retired

Wo Walkover

IP International Places

Match Statistics

Estadísticas del Partido / Estatísticas da partida

UPDATE AFTER EACH SET
FRI 17 AUG 2007

	ARNOULT-RITTHALER Beth (1) USA	3	1			
W	VERFUERTH Kaitlyn (2) USA	6	6			
Match elapsed time: 55min		29min	26min			

Court: Centre

Chair Umpire: VIEIRA Paula (BRA)

	ARNOULT-RITTHA. (1)				VERFUERTH K (2)			
	1Set	2Set	3Set	Total	1Set	2Set	3Set	Total
1st Serve %	39	57		48	52	60		55
Aces	1	1		2	0	0		0
Service Winners	1	3		4	3	4		7
Double Faults	6	5		11	1	2		3
1st Serve Points Won	5	9		14	7	11		18
1st Serve Points Played	11	15		26	14	12		26
1st Serve Winning %	45	60		54	50	92		69
1st Service Max Speed								
kmh	-	-		-	-	-		-
mph	-	-		-	-	-		-
2nd Serve Points Won	5	3		8	7	5		12
2nd Serve Points Played	17	11		28	13	8		21
2nd Serve Winning %	28	27		28	54	63		56
2nd Service Max Speed								
kmh	-	-		-	-	-		-
mph	-	-		-	-	-		-
Break Points Converted	2	0		2	4	2		6
Break Points Opportunities	4	0		4	5	6		11
Break Point Conversion %	50	0		50	80	33		55
Electronic Review/Challenge	0/0	0/0		0/0	0/0	0/0		0/0
Net Points Won	0	0		0	0	0		0
Net Point Played	1	3		4	0	0		0
Net Point Winning %	0	0		0	0	0		0
Total Points Won	23	16		39	32	30		62
Winners	6	4		10	12	12		24
Unforced Errors	11	9		20	14	6		20
Forehand Winners	5	4		9	12	11		23
Backhand Winners	1	0		1	0	1		1
Volley Winners	0	0		0	0	0		0

	1 Set									2 Set						
	*0	0	*0	0	*1	2	*2	3	*3	0	*1	1	*1	1	*1	1
ARNOULT-RITTHA. (1)																
VERFUERTH K (2)	1	*2	3	*4	4	*4	5	*5	6	*1	1	*2	3	*4	5	*6

Note:

For detailed scorecard information contact venue press centre.

Legend:

A Alternate **Def** Defaulted **Dsq** Disqualified **INV** Invitation **IP** International Places
Ret Retired **Susp** Suspended **W** Winner ***** Server



Match Statistics

Estadísticas del Partido / Estatísticas da partida

UPDATE AFTER EACH SET
FRI 17 AUG 2007

	MARDONES Maria F.	CHI	1	1			
W	MARTINEZ Johana (3)	COL	6	6			
Match elapsed time: 40min			16min	24min			

Court: 1

Chair Umpire: LEVY Daniel (BRA)

Note:
For detailed scorecard information contact venue press centre.

Legend:
A Alternate **Def** Defaulted **Dsq** Disqualified **INV** Invitation **IP** International Places
Ret Retired **Susp** Suspended **W** Winner * Server

Match Statistics

Estadísticas del Partido / Estatísticas da partida

UPDATE AFTER EACH SET
WED 15 AUG 2007

W	ARNOULT-RITTHALER Beth (1)	USA	6	6			
	MARDONES Maria F.	CHI	1	0			
Match elapsed time: 42min			22min	20min			

Court: Centre

Chair Umpire: MEIRELLES Henrique (BRA)

	ARNOULT-RITTHA. (1)				MARDONES MF			
	1Set	2Set	3Set	Total	1Set	2Set	3Set	Total
1st Serve %	52	69		56	18	20		19
Aces	0	1		1	0	0		0
Service Winners	4	3		7	0	1		1
Double Faults	3	0		3	2	4		6
1st Serve Points Won	12	9		21	2	2		4
1st Serve Points Played	14	9		23	3	3		6
1st Serve Winning %	86	100		91	67	67		67
1st Service Max Speed	kmh	-	-	-	-	-	-	-
	mph	-	-	-	-	-	-	-
2nd Serve Points Won	8	3		11	5	1		6
2nd Serve Points Played	13	4		17	14	12		26
2nd Serve Winning %	62	75		65	36	8		23
2nd Service Max Speed	kmh	-	-	-	-	-	-	-
	mph	-	-	-	-	-	-	-
Break Points Converted	2	3		5	0	0		0
Break Points Opportunities	3	4		7	1	0		1
Break Point Conversion %	67	75		71	0	0		0
Electronic Review/Challenge	0/0	0/0		0/0	0/0	0/0		0/0
Net Points Won	2	0		2	0	0		0
Net Point Played	3	0		3	0	0		0
Net Point Winning %	67	0		67	0	0		0
Total Points Won	30	24		54	14	4		18
Winners	6	4		10	7	3		10
Unforced Errors	4	0		4	18	12		30
Forehand Winners	3	2		5	5	3		8
Backhand Winners	3	2		5	2	0		2
Volley Winners	1	0		1	0	0		0

	1 Set						2 Set						
	*1	2	*3	4	*5	5	*6	1	*2	3	*4	5	*6
ARNOULT-RITTHA. (1)													
MARDONES MF	0	*0	0	*0	0	*1	1	*0	0	*0	0	*0	0

Note:
For detailed scorecard information contact venue press centre.

Legend:
A Alternate **Def** Defaulted **Dsq** Disqualified **INV** Invitation **IP** International Places
Ret Retired **Susp** Suspended **W** Winner ***** Server



Match Statistics

Estadísticas del Partido / Estatísticas da partida

UPDATE AFTER EACH SET
WED 15 AUG 2007

	MARTINEZ Johana (3)	COL	1	1			
W	VERFUERTH Kaitlyn (2)	USA	6	6			
Match elapsed time: 42min			20min	22min			

Court: 1

Chair Umpire: VIEIRA Paula (BRA)

Note:
For detailed scorecard information contact venue press centre.

Legend:
A Alternate **Def** Defaulted **Dsq** Disqualified **INV** Invitation **IP** International Places
Ret Retired **Susp** Suspended **W** Winner * Server



Match Statistics

Estadísticas del Partido / Estatísticas da partida

UPDATE AFTER EACH SET
TUE 14 AUG 2007

W	ARNOULT-RITTHALER Beth (1)	USA	6	6			
	TIESO Tania Maite	PUR	0	0			
Match elapsed time: 42min			24min	18min			

Court: 4

Chair Umpire: HIGUASHI George (BRA)

Note:
For detailed scorecard information contact venue press centre.

Legend:
A Alternate **Def** Defaulted **Dsq** Disqualified **INV** Invitation **IP** International Places
Ret Retired **Susp** Suspended **W** Winner * Server



Match Statistics

Estadísticas del Partido / Estatísticas da partida

UPDATE AFTER EACH SET

WED 15 AUG 2007

	LEON Pedro J.	COL	2	6	6(5)		
W	DIAZ Oscar Alberto (7)	ARG	6	3	7		
Match elapsed time: 1h51min			26min	32min	53min		

Court: 3

Chair Umpire: FUCHS Paulo (BRA)

Note:

For detailed scorecard information contact venue press centre.

Legend:

A Alternate	Def Defaulted	Dsq Disqualified	INV Invitation	IP International Places
Ret Retired	Susp Suspended	W Winner	* Server	



Match Statistics

Estadísticas del Partido / Estatísticas da partida

UPDATE AFTER EACH SET
WED 15 AUG 2007

W	SANTOS Carlos (5)	BRA	6	7			
	OQUENDO Eliecer Antonio	COL	1	5			
Match elapsed time: 1h09min			21min	48min			

Court: 1

Chair Umpire: HIGUASHI George (BRA)

Note:

For detailed scorecard information contact venue press centre.

Legend:

A Alternate
Ret Retired

Def Defaulted
Susp Suspended

Dsq Disqualified
W Winner

INV Invitation
* Server

IP International Places



Match Statistics

Estadísticas del Partido / Estatísticas da partida

UPDATE AFTER EACH SET
TUE 14 AUG 2007

	ORTIZ Maria A.	CHI	0	1			
W	VERFUERTH Kaitlyn (2)	USA	6	6			
Match elapsed time: 39min			18min	21min			

Court: 3

Chair Umpire: CHAGAS Adáo (BRA)

Note:
For detailed scorecard information contact venue press centre.

Legend:
A Alternate **Def** Defaulted **Dsq** Disqualified **INV** Invitation **IP** International Places
Ret Retired **Susp** Suspended **W** Winner * Server



Match Statistics

Estadísticas del Partido / Estatísticas da partida

UPDATE AFTER EACH SET

MON 13 AUG 2007

	SANTANA Blanca Estela	PER	2	2			
W	MARDONES Maria F.	CHI	6	6			
Match elapsed time: 35min			17min	17min			

Court: 1

Chair Umpire: CHAGAS Adáo (BRA)

Note:
For detailed scorecard information contact venue press centre.

Legend:
A Alternate **Def** Defaulted **Dsq** Disqualified **INV** Invitation **IP** International Places
Ret Retired **Susp** Suspended **W** Winner * Server

Match Statistics

Estadísticas del Partido / Estatísticas da partida

UPDATE AFTER EACH SET
MON 13 AUG 2007

W	CANDIDA Rejane	BRA	6	7			
	MEDRANO Andrea F.	ARG	1	6(2)			
Match elapsed time: 1h28min			25min	63min			

Court: Centre

Chair Umpire: CAMPOS Marcos (BRA)

	CANDIDA R				MEDRANO AF			
	1Set	2Set	3Set	Total	1Set	2Set	3Set	Total
1st Serve %	47	53		51	65	51		56
Aces	1	1		2	0	1		1
Service Winners	4	2		6	2	3		5
Double Faults	0	1		1	4	7		11
1st Serve Points Won	6	12		18	5	13		18
1st Serve Points Played	9	20		29	15	23		38
1st Serve Winning %	67	60		62	33	56		47
1st Service Max Speed	kmh	-	-	-	-	-	-	-
	mph	-	-	-	-	-	-	-
2nd Serve Points Won	6	7		13	1	7		8
2nd Serve Points Played	10	18		28	8	22		30
2nd Serve Winning %	60	39		46	13	32		27
2nd Service Max Speed	kmh	-	-	-	-	-	-	-
	mph	-	-	-	-	-	-	-
Break Points Converted	4	3		7	1	3		4
Break Points Opportunities	4	8		12	3	3		6
Break Point Conversion %	100	38		57	33	100		67
Electronic Review/Challenge	0/0	0/0		0/0	0/0	0/0		0/0
Net Points Won	1	0		1	0	1		1
Net Point Played	1	1		2	0	1		1
Net Point Winning %	100	0		50	0	100		100
Total Points Won	29	44		73	13	39		52
Winners	5	3		8	3	5		8
Unforced Errors	8	29		37	15	31		46
Forehand Winners	5	3		8	3	5		8
Backhand Winners	0	0		0	0	0		0
Volley Winners	1	0		1	0	0		0

CANDIDA R	1 Set						
	1	*2	3	*4	5	*5	6
MEDRANO AF	*0	0	*0	0	*0	1	*1

CANDIDA R	2 Set													
	*1	1	*1	1	*2	3	*3	4	*4	5	*6	6	7	
MEDRANO AF	0	*1	2	*3	3	*3	4	*4	5	*5	5	*6	6(2)	

Note:
For detailed scorecard information contact venue press centre.

Legend:
A Alternate **Def** Defaulted **Dsq** Disqualified **INV** Invitation **IP** International Places
Ret Retired **Susp** Suspended **W** Winner ***** Server



Match Statistics

Estadísticas del Partido / Estatísticas da partida

UPDATE AFTER EACH SET
MON 13 AUG 2007

W	ORTIZ Maria A.	CHI	6	6			
	CASTILLO Lourdes	PER	3	1			
Match elapsed time: 54min			31min	23min			

Court: 1

Chair Umpire: VIEIRA Paula (BRA)

Note:
For detailed scorecard information contact venue press centre.

Legend:
A Alternate **Def** Defaulted **Dsq** Disqualified **INV** Invitation **IP** International Places
Ret Retired **Susp** Suspended **W** Winner * Server



Entry List by Event

Lista de Inscrições por Evento / Lista de Inscrições por Evento

As of 13 AUG 2007

Doubles Entry Ranking	Name	NPC Code	Qualified Type	Seed
27	ARNOULT-RITTHALER Beth	USA		1
27	VERFUERTH Kaitlyn			
150	ALMEIDA Samanta	BRA		2
150	CANDIDA Rejane			
98	MARDONES Maria F.	CHI		
55	ORTIZ Maria A.			
*	CASTILLO Lourdes	PER		
*	SANTANA Blanca Estela			

Note:
All changes are available in INFO

Legend:
A Alternate INV Invitation IP International Places * Without ranking



Draw

Sorteo / Sorteio

Rank	Semifinal	Seed	Final
27	ARNOULT-RITTHALER Beth (1)	USA	ARNOULT-RITTHA. VERFUERTH K (1)
27	VERFUERTH Kaitlyn		
	CASTILLO Lourdes	PER	6-0 6-0
	SANTANA Blanca Estela		
			Winner
			ARNOULT-RITTHA. VERFUERTH K (1)
98	MARDONES Maria F.	CHI	6-2 6-1
55	ORTIZ Maria A.		
150	ALMEIDA Samanta (2)	BRA	6-0 6-2
150	CANDIDA Rejane		

Bronze Medal

CASTILLO L	MARDONES MF
SANTANA BE	ORTIZ MA
MARDONES MF	6-1 6-4
ORTIZ MA	

Note:

Ranking as of

Legend:

A Alternate

Def Defaulted

Dsq Disqualified

INV Invitation

Ret Retired

Wo Walkover

IP International Places



Match Statistics

Estadísticas del Partido / Estatísticas da partida

THU 16 AUG 2007

W	ARNOULT-RITTHALER Beth VERFUERTH Kaitlyn (1)	USA	6	6			
	ALMEIDA Samanta CANDIDA Rejane (2)	BRA	2	1			
Match elapsed time: 1h05min			28min	37min			

Court: Centre

Chair Umpire: LEVY Daniel (BRA)

	ARNOULT-RITTHALER. (1)				ALMEIDA/CANDIDA (2)			
	1Set	2Set	3Set	Total	1Set	2Set	3Set	Total
1st Serve %	67	56		61	45	41		43
Aces	0	0		0	0	0		0
Service Winners	3	8		11	3	5		8
Double Faults	3	6		9	1	1		2
1st Serve Points Won	13	13		26	3	4		7
1st Serve Points Played	18	18		36	10	9		19
1st Serve Winning %	72	72		72	30	44		37
2nd Serve Points Won	5	6		11	8	4		12
2nd Serve Points Played	9	14		23	12	13		25
2nd Serve Winning %	56	43		48	67	31		48
Break Points Converted	2	3		5	0	1		1
Break Points Opportunities	3	7		10	0	5		5
Break Point Conversion %	67	43		50	0	20		20
Electronic Review/Challenge	0/0	0/0		0/0	0/0	0/0		0/0
Total Points Won	29	33		62	20	21		41

	1 Set						2 Set								
	*1	2	*3	3	*4	4	*5	6	*1	2	*3	4	*4	5	*6
ARNOULT-RITTHALER. (1)															
ALMEIDA/CANDIDA (2)	0	*0	0	*1	1	*2	2	*2	0	*0	0	*0	1	*1	1

Note:

For detailed scorecard information contact venue press centre.

Legend:

A Alternate	Def Defaulted	Dsq Disqualified	INV Invitation Server	IP International Places
Ret Retired	Susp Suspended	W Winner	*	



Match Statistics

Estadísticas del Partido / Estatísticas da partida

THU 16 AUG 2007

	CASTILLO Lourdes SANTANA Blanca Estela	PER	1	4			
W	MARDONES Maria F. ORTIZ Maria A.	CHI	6	6			
Match elapsed time: 1h12min			23min	49min			

Court: 1

Chair Umpire: CHAGAS Adáo (BRA)

Note:

For detailed scorecard information contact venue press centre.

Legend:

A Alternate	Def Defaulted	Dsq Disqualified	INV Invitation	IP International Places
Ret Retired	Susp Suspended	W Winner	* Server	

Match Statistics

Estadísticas del Partido / Estatísticas da partida

WED 15 AUG 2007

W	ARNOULT-RITTHALER Beth VERFUERTH Kaitlyn (1)	USA	6	6			
	CASTILLO Lourdes SANTANA Blanca Estela	PER	0	0			
Match elapsed time: 34min			15min	19min			

Court: Centre

Chair Umpire: VIEIRA Paula (BRA)

	ARNOULT-RITTHALER. (1)				C.			
	1Set	2Set	3Set	Total	1Set	2Set	3Set	Total
1st Serve %	71	31		52	64	43		54
Aces	2	2		4	0	0		0
Service Winners	4	2		6	0	0		0
Double Faults	1	0		1	4	1		5
1st Serve Points Won	9	3		12	2	1		3
1st Serve Points Played	10	4		14	9	6		15
1st Serve Winning %	90	75		86	22	17		20
2nd Serve Points Won	3	9		12	0	1		1
2nd Serve Points Played	4	9		13	5	8		13
2nd Serve Winning %	75	100		92	0	13		8
Break Points Converted	3	3		6	0	0		0
Break Points Opportunities	3	3		6	0	0		0
Break Point Conversion %	100	100		100	0	0		0
Electronic Review/Challenge	0/0	0/0		0/0	0/0	0/0		0/0
Total Points Won	24	24		48	4	3		7

	1 Set						2 Set					
	*1	2	*3	4	*5	6	*1	2	*3	4	*5	6
ARNOULT-RITTHALER. (1)												
C.	0	*0	0	*0	0	*0	0	*0	0	*0	0	*0

Note:

For detailed scorecard information contact venue press centre.

Legend:

A Alternate **Def** Defaulted **Dsq** Disqualified **INV** Invitation **IP** International Places
Ret Retired **Susp** Suspended **W** Winner * Server



Match Statistics

Estadísticas del Partido / Estatísticas da partida

WED 15 AUG 2007

	MARDONES Maria F. ORTIZ Maria A.	CHI	0	2			
W	ALMEIDA Samanta CANDIDA Rejane	(2) BRA	6	6			
Match elapsed time: 58min			22min	36min			

Court: Centre

Chair Umpire: FUCHS Paulo (BRA)

	MARDONES/ORTIZ				ALMEIDA/CANDIDA (2)			
	1Set	2Set	3Set	Total	1Set	2Set	3Set	Total
1st Serve %	46	28		38	46	65		59
Aces	2	0		2	1	3		4
Service Winners	3	3		6	7	2		9
Double Faults	3	2		5	0	2		2
1st Serve Points Won	5	3		8	5	11		16
1st Serve Points Played	12	6		18	6	17		23
1st Serve Winning %	42	50		44	83	65		70
2nd Serve Points Won	5	4		9	7	4		11
2nd Serve Points Played	14	15		29	7	9		16
2nd Serve Winning %	36	27		31	100	44		69
Break Points Converted	0	1		1	3	3		6
Break Points Opportunities	0	2		2	7	3		10
Break Point Conversion %	0	50		50	43	100		60
Electronic Review/Challenge	0/0	0/0		0/0	0/0	0/0		0/0
Total Points Won	11	18		29	28	29		57

	1 Set					
	*0	0	*0	0	*0	0
MARDONES/ORTIZ	*0	0	*0	0	*0	0
ALMEIDA/CANDIDA (2)	1	*2	3	*4	5	*6

	2 Set							
	*0	0	*0	1	*1	1	*2	2
MARDONES/ORTIZ	*0	0	*0	1	*1	1	*2	2
ALMEIDA/CANDIDA (2)	1	*2	3	*3	4	*5	5	*6

Note:

For detailed scorecard information contact venue press centre.

Legend:

A Alternate **Def** Defaulted **Dsq** Disqualified **INV** Invitation Server **IP** International Places
Ret Retired **Susp** Suspended **W** Winner *