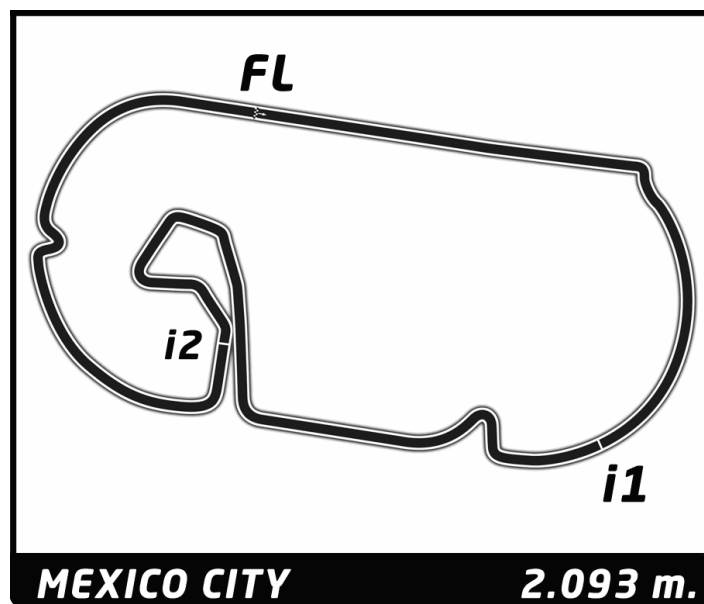


Round 5 - Mexico City ePrix

ABB FIA Formula E Championship
Results Booklet





FIA FORMULA E
CHAMPIONSHIP
2017-18

Doc No.

Date:

Time:

ABB FIA FORMULA E CHAMPIONSHIP

Round 5 - Mexico City ePrix - Non Qualifying Practice 1

CLASSIFICATION

Official Timekeeper: TAG Heuer

POS	NO	DRIVER	NAT	TEAM	CAR	TIME	LAP	TOTAL	GAP	KPH
1	1	Lucas DI GRASSI	BRA	Audi Sport ABT Schaeffler	Audi e-tron FE04	1:01.158	18	28	-	123.2
2	4	Edoardo MORTARA	CHE	Venturi Formula E Team	Venturi VM200-FE-03	1:01.520	31	36	+0.362	122.5
3	25	Jean-Eric VERGNE	FRA	TECHEETAH	Renault Z.E. 17	1:01.630	21	31	+0.472	122.3
4	20	Mitch EVANS	NZL	Panasonic Jaguar Racing	Jaguar I-Type II	1:01.827	24	27	+0.669	121.9
5	36	Alex LYNN	GBR	DS Virgin Racing	DS Virgin DSV-03	1:01.849	25	26	+0.691	121.8
6	6	José Maria LOPEZ	ARG	DRAGON	PENSKE EV-2	1:01.871	20	27	+0.713	121.8
7	19	Felix ROSENQVIST	SWE	Mahindra Racing	Mahindra M4Electro	1:01.894	25	32	+0.736	121.7
8	66	Daniel ABT	DEU	Audi Sport ABT Schaeffler	Audi e-tron FE04	1:01.898	28	31	+0.740	121.7
9	2	Sam BIRD	GBR	DS Virgin Racing	DS Virgin DSV-03	1:01.990	24	24	+0.832	121.5
10	9	Sébastien BUEMI	CHE	Renault e.dams	Renault Z.E. 17	1:02.113	20	27	+0.955	121.3
11	28	Antonio Felix DA COSTA	PRT	Andretti Formula E	Andretti ATEC-03	1:02.231	29	31	+1.073	121.1
12	8	Nicolas PROST	FRA	Renault e.dams	Renault Z.E. 17	1:02.244	27	29	+1.086	121.1
13	18	André LOTTERER	DEU	TECHEETAH	Renault Z.E. 17	1:02.250	25	30	+1.092	121.0
14	7	Jérôme D'AMBROSIO	BEL	DRAGON	PENSKE EV-2	1:02.365	28	28	+1.207	120.8
15	3	Nelson PIQUET	BRA	Panasonic Jaguar Racing	Jaguar I-Type II	1:02.379	15	27	+1.221	120.8
16	23	Nick HEIDFELD	DEU	Mahindra Racing	Mahindra M4Electro	1:02.382	17	26	+1.224	120.8
17	16	Oliver TURVEY	GBR	NIO Formula E Team	NextEV NIO Sport 003	1:02.436	23	34	+1.278	120.7
18	5	Maro ENGEL	DEU	Venturi Formula E Team	Venturi VM200-FE-03	1:02.635	30	33	+1.477	120.3
19	27	Tom BLOMQVIST	GBR	Andretti Formula E	Andretti ATEC-03	1:02.814	18	21	+1.656	120.0
20	68	Luca FILIPPI	ITA	NIO Formula E Team	NextEV NIO Sport 003	1:02.844	29	31	+1.686	119.9

FASTEST LAP

1	L. DI GRASSI	BRA	Audi Sport ABT Schaeffler	Audi e-tron FE04	1:01.158 on Lap 18	123.2 Kph
---	--------------	-----	---------------------------	------------------	--------------------	-----------

Race Director

Timekeeper

Series Partners:

Title Partner

Global Partner

Official Partners



Julius Bär



Qualcomm



Allianz



No part of these results/data may be reproduced, stored in a retrieval system or transmitted in any form or by any means electronic, mechanical, photocopying, recording, broadcasting or otherwise without prior permission of the copyright holder except for reproduction in local/national/international daily press and regular printed publications on sale to the public within 90 days of the event to which the results/data relate and provided that the copyright symbol appears together with the name of the copyright holder.

The FÉDÉRATION INTERNATIONALE DE L'AUTOMOBILE logo, FÉDÉRATION INTERNATIONALE DE L'AUTOMOBILE, FIA logo, FIA, FIA FORMULA-E CHAMPIONSHIP, FIA FORMULA-E CHAMPIONSHIP logo and related marks are protected trademarks of the Fédération Internationale de l'Automobile (FIA), Chemin de Blandonnet 2, 1214 Vernier, Switzerland.

©2017, Fédération Internationale de l'Automobile (FIA)



FIA FORMULA E
CHAMPIONSHIP
2017-18

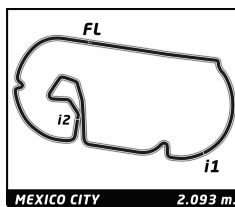


ABB FIA Formula E Championship

Round 5 - Mexico City ePrix

Non Qualifying Practice 1

Best Sector Times

Official Timekeeper TAG Heuer

SECTOR 1			SECTOR 2		SECTOR 3						
Pos	Driver	Time	Driver	Time	Driver	Time	Pos	Driver	Ideal Lap	Best Lap	
1	1 L.DI GRASSI	14.339	25 J.VERGNE	27.756	1 L.DI GRASSI	18.912	1	1 L.DI GRASSI	1:01.158	1:01.158	(1)
2	4 E.MORTARA	14.371	1 L.DI GRASSI	27.907	4 E.MORTARA	18.940	2	4 E.MORTARA	1:01.520	1:01.520	(2)
3	6 J.LOPEZ	14.401	2 S.BIRD	28.030	20 M.EVANS	19.073	3	25 J.VERGNE	1:01.546	1:01.630	(3)
4	16 O.TURVEY	14.442	6 J.LOPEZ	28.048	66 D.ABT	19.115	4	6 J.LOPEZ	1:01.663	1:01.871	(6)
5	9 S.BUEMI	14.454	36 A.LYNN	28.048	36 A.LYNN	19.142	5	20 M.EVANS	1:01.759	1:01.827	(4)
6	66 D.ABT	14.515	20 M.EVANS	28.064	19 F.ROSENQVIST	19.154	6	36 A.LYNN	1:01.799	1:01.849	(5)
7	19 F.ROSENQVIST	14.579	19 F.ROSENQVIST	28.070	25 J.VERGNE	19.167	7	19 F.ROSENQVIST	1:01.803	1:01.894	(7)
8	36 A.LYNN	14.609	23 N.HEIDFELD	28.090	8 N.PROST	19.185	8	66 D.ABT	1:01.888	1:01.898	(8)
9	20 M.EVANS	14.622	28 A.DA COSTA	28.174	18 A.LOTTERER	19.202	9	9 S.BUEMI	1:01.903	1:02.113	(10)
10	25 J.VERGNE	14.623	9 S.BUEMI	28.204	7 J.D'AMBROSIO	19.204	10	2 S.BIRD	1:01.990	1:01.990	(9)
11	18 A.LOTTERER	14.676	4 E.MORTARA	28.209	6 J.LOPEZ	19.214	11	16 O.TURVEY	1:02.042	1:02.436	(17)
12	28 A.DA COSTA	14.679	18 A.LOTTERER	28.242	23 N.HEIDFELD	19.232	12	28 A.DA COSTA	1:02.115	1:02.231	(11)
13	8 N.PROST	14.685	66 D.ABT	28.258	9 S.BUEMI	19.245	13	18 A.LOTTERER	1:02.120	1:02.250	(13)
14	2 S.BIRD	14.705	8 N.PROST	28.268	3 N.PIQUET	19.245	14	8 N.PROST	1:02.138	1:02.244	(12)
15	68 L.FILIPPI	14.707	16 O.TURVEY	28.309	2 S.BIRD	19.255	15	23 N.HEIDFELD	1:02.213	1:02.382	(16)
16	7 J.D'AMBROSIO	14.748	7 J.D'AMBROSIO	28.312	28 A.DA COSTA	19.262	16	7 J.D'AMBROSIO	1:02.264	1:02.365	(14)
17	3 N.PIQUET	14.754	3 N.PIQUET	28.331	16 O.TURVEY	19.291	17	3 N.PIQUET	1:02.330	1:02.379	(15)
18	27 T.BLOMQUIST	14.755	5 M.ENGEL	28.361	5 M.ENGEL	19.353	18	27 T.BLOMQUIST	1:02.518	1:02.814	(19)
19	5 M.ENGEL	14.842	27 T.BLOMQUIST	28.407	27 T.BLOMQUIST	19.356	19	5 M.ENGEL	1:02.556	1:02.635	(18)
20	23 N.HEIDFELD	14.891	68 L.FILIPPI	28.587	68 L.FILIPPI	19.388	20	68 L.FILIPPI	1:02.682	1:02.844	(20)



Julius Bär



Qualcomm



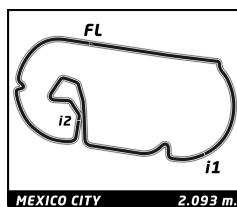


ABB FIA Formula E Championship

Round 5 - Mexico City ePrix

Non Qualifying Practice 1

Fastest Lap Sequence

Official Timekeeper TAG Heuer

Practice Time	Driver	Team	Car	Time	Kph	Lap
2:18.670	8 Nicolas PROST	Renault e.dams	Renault Z.E. 17	1:06.762	112.9	2
2:27.601	36 Alex LYNN	DS Virgin Racing	DS Virgin DSV-03	1:06.662	113.0	2
2:30.278	18 André LOTTERER	TECHEETAH	Renault Z.E. 17	1:06.501	113.3	2
2:34.616	7 Jérôme D'AMBROSIO	DRAGON	PENSKE EV-2	1:06.443	113.4	2
3:06.649	4 Edoardo MORTARA	Venturi Formula E Team	Venturi VM200-FE-03	1:06.396	113.5	2
3:23.439	8 Nicolas PROST	Renault e.dams	Renault Z.E. 17	1:04.769	116.3	3
3:27.186	9 Sébastien BUEMI	Renault e.dams	Renault Z.E. 17	1:04.282	117.2	3
3:30.212	19 Felix ROSENQVIST	Mahindra Racing	Mahindra M4Electro	1:03.873	118.0	3
4:34.787	1 Lucas DI GRASSI	Audi Sport ABT Schaeffler	Audi e-tron FE04	1:03.805	118.1	4
5:19.972	16 Oliver TURVEY	NIO Formula E Team	NextEV NIO Sport 003	1:03.389	118.9	4
7:54.288	16 Oliver TURVEY	NIO Formula E Team	NextEV NIO Sport 003	1:03.052	119.5	6
10:55.893	7 Jérôme D'AMBROSIO	DRAGON	PENSKE EV-2	1:02.840	119.9	9
11:22.652	25 Jean-Eric VERGNE	TECHEETAH	Renault Z.E. 17	1:02.808	120.0	9
14:06.052	5 Maro ENGEL	Venturi Formula E Team	Venturi VM200-FE-03	1:02.639	120.3	11
15:58.091	1 Lucas DI GRASSI	Audi Sport ABT Schaeffler	Audi e-tron FE04	1:02.591	120.4	12
16:49.582	66 Daniel ABT	Audi Sport ABT Schaeffler	Audi e-tron FE04	1:02.447	120.7	11
18:14.717	1 Lucas DI GRASSI	Audi Sport ABT Schaeffler	Audi e-tron FE04	1:02.294	121.0	14
19:07.054	66 Daniel ABT	Audi Sport ABT Schaeffler	Audi e-tron FE04	1:02.202	121.1	13
24:45.614	36 Alex LYNN	DS Virgin Racing	DS Virgin DSV-03	1:02.009	121.5	17
31:56.819	1 Lucas DI GRASSI	Audi Sport ABT Schaeffler	Audi e-tron FE04	1:01.158	123.2	18



FIA FORMULA E
CHAMPIONSHIP
2017-18

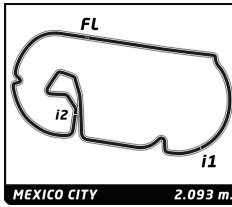


ABB FIA Formula E Championship

Round 5 - Mexico City ePrix

Non Qualifying Practice 1

Analysis

Official Timekeeper TAG Heuer

Lap	Time	Sector 1	Sector 2	Sector 3	Kph	Elapsed	Lap	Time	Sector 1	Sector 2	Sector 3	Kph	Elapsed		
1 Lucas DI GRASSI BRA Audi Sport ABT Schaeffler Audi e-tron FE04							24 B 1:01.990 14.705 28.030 19.255 121.5 45:29.506								
2 Sam BIRD GBR DS Virgin Racing DS Virgin DSV-03							3 Nelson PIQUET BRA Panasonic Jaguar Racing Jaguar I-Type II								
1	A	1:16.659	21.895	32.821	21.943	98.3	1:16.659	1	A	3:16.485	2:17.591	36.913	21.981	38.3	3:16.485
2	A	1:10.425	15.775	32.579	22.071	107.0	2:27.084	2	A	1:15.335	17.580	36.591	21.164	100.0	4:31.820
3	A	1:03.898	15.344	28.974	19.580	117.9	3:30.982	3	A	1:03.605	15.239	28.888	19.478	118.5	5:35.425
4	A	1:03.805	15.133	29.136	19.536	118.1	4:34.787	4	A	1:35.500	24.607	49.932	20.961	78.9	7:10.925
5	A	1:07.900	15.186	28.835	23.879	111.0	5:42.687	5	A	1:03.526	14.975	28.955	19.596	118.6	8:14.451
6	B	3:35.031	2:41.366	33.566	20.099	35.0	9:17.718	6	A	1:09.212	15.242	34.335	19.635	108.9	9:23.663
7	B	1:07.311	17.506	29.270	20.535	111.9	10:25.029	7	A	1:15.628	15.021	30.561	30.046	99.6	10:39.291
8	B	1:03.520	15.103	29.260	19.157	118.6	11:28.549	8	A	1:09.415	14.941	33.195	21.279	108.5	11:48.706
9	B	1:09.799	14.883	34.820	20.096	107.9	12:38.348	9	A	1:09.495	14.922	33.140	21.433	108.4	12:58.201
10	B	1:03.120	14.764	29.039	19.317	119.4	13:41.468	10	A	1:03.053	15.010	28.649	19.394	119.5	14:01.254
11	B	1:14.032	16.438	33.071	24.523	101.8	14:55.500	11	A	1:09.339	14.906	34.226	20.207	108.7	15:10.593
12	B	1:02.591	14.808	28.428	19.355	120.4	15:58.091	12	A	1:13.702	18.233	30.779	24.690	102.2	16:24.295
13	B	1:14.332	18.056	35.364	20.912	101.4	17:12.423	13	B	13:09.546	...	41.762	20.248	9.5	29:33.841
14	B	1:02.294	14.718	28.336	19.240	121.0	18:14.717	14	B	1:07.402	16.370	31.386	19.646	111.8	30:41.243
15	B	1:10.759	15.032	30.871	24.856	106.5	19:25.476	15	B	1:02.379	14.773	28.341	19.265	120.8	31:43.622
16	A	10:11.945	9:09.025	37.735	25.185	12.3	29:37.421	16	B	1:07.479	16.607	31.247	19.625	111.7	32:51.101
17	A	1:18.240	21.096	36.017	21.127	96.3	30:55.661	17	B	1:03.624	15.251	28.884	19.489	118.4	33:54.725
18	A	1:01.158	14.339	27.907	18.912	123.2	31:56.819	18	B	1:03.527	15.239	28.810	19.478	118.6	34:58.252
19	A	1:08.385	15.769	29.057	23.559	110.2	33:05.204	19	B	1:03.538	15.123	28.949	19.466	118.6	36:01.790
20	A	3:19.136	2:22.960	35.123	21.053	37.8	36:24.340	20	B	1:03.291	15.089	28.722	19.480	119.1	37:05.081
21	A	1:03.327	15.193	28.704	19.430	119.0	37:27.667	21	B	1:03.260	15.106	28.704	19.450	119.1	38:08.341
22	A	1:03.191	15.311	28.510	19.370	119.2	38:30.858	22	B	1:21.231	18.414	39.206	23.611	92.8	39:29.572
23	A	1:03.306	14.952	28.500	19.854	119.0	39:34.164	23	B	1:02.942	14.946	28.560	19.436	119.7	40:32.514
24	A	1:03.871	15.139	29.316	19.416	118.0	40:38.035	24	B	1:02.416	14.754	28.331	19.331	120.7	41:34.930
25	A	1:12.625	16.746	33.924	21.955	103.7	41:50.660	25	B	1:25.548	14.855	42.352	28.341	88.1	43:00.478
26	A	1:04.849	14.748	28.256	21.845	116.2	42:55.509	26	B	1:14.668	14.785	33.343	26.540	100.9	44:15.146
27	A	1:08.101	14.985	31.982	21.134	110.6	44:03.610	27	B	1:02.652	14.779	28.628	19.245	120.3	45:17.798
28	A	1:02.648	14.663	28.512	19.473	120.3	45:06.258								
4 Edoardo MORTARA CHE Venturi Formula E Team Venturi VM200-FE-03															
1	B	2:00.253	1:04.476	34.071	21.706	62.7	2:00.253								
2	B	1:06.396	16.080	30.352	19.964	113.5	3:06.649								
3	B	1:04.547	15.369	29.542	19.636	116.7	4:11.196								
4	B	1:12.700	15.373	36.270	21.057	103.6	5:23.896								
5	B	1:31.300	15.076	52.332	23.892	82.5	6:55.196								
6	B	1:11.210	15.023	34.964	21.223	105.8	8:06.406								
7	B	1:09.924	15.107	29.139	25.678	107.8	9:16.330								
8	A	4:22.538	3:27.110	34.780	20.648	28.7	13:38.868								
9	A	1:06.025	15.789	30.370	19.866	114.1	14:44.893								
10	A	1:03.378	14.927	28.945	19.506	118.9	15:48.271								
11	A	1:03.343	15.059	28.740	19.544	119.0	16:51.614								
12	A	1:08.385	15.052	31.494	21.839	110.2	17:59.999								
13	A	1:03.991	15.317	28.848	19.826	117.7	19:03.990								
14	A	1:06.642	16.828	29.752	20.062	113.1	20:10.632								
15	A	1:04.595	15.475	29.257	19.863	116.6	21:15.227								
16	A	1:05.181	15.472	29.628	20.081	115.6	22:20.408								
17	A	1:05.141	15.526	29.675	19.940	115.7	23:25.549								
18	A	1:08.635	15.360	29.159	24.116	109.8	24:34.184								
19	A	1:17.464	18.036	38.973	20.455	97.3	25:51.648								
20	A	1:08.350	15.361	32.651	20.338	110.2	26:59.998								
21	A	1:04.023	15.442	29.033	19.548	117.7	28:04.021								
22	A	1:04.486	15.526	29.158	19.802	116.8	29:08.507								
23	A	1:05.038	15.818	29.224	19.996	115.9	30:13.545								



FIA FORMULA E CHAMPIONSHIP 2017-18

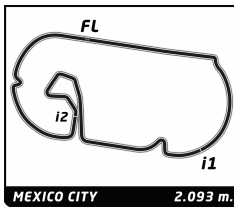


ABB FIA Formula E Championship Round 5 - Mexico City ePrix Non Qualifying Practice 1

Analysis

Official Timekeeper TAGHeuer

Legend: 200KW, Personal Best, Session Best, B Crossing the finish line in pit lane

Table with 15 columns: Lap, Time, Sector 1, Sector 2, Sector 3, Kph, Elapsed. Rows 24-36 for Maro ENGEL.

5 Maro ENGEL DEU Venturi Formula E Team Venturi VM200-FE-03

Table with 15 columns: Lap, Time, Sector 1, Sector 2, Sector 3, Kph, Elapsed. Rows 1-33 for Maro ENGEL.

6 José Maria LOPEZ ARG DRAGON PENSKE EV-2

Table with 15 columns: Lap, Time, Sector 1, Sector 2, Sector 3, Kph, Elapsed. Rows 1-5 for José Maria LOPEZ.

Table with 15 columns: Lap, Time, Sector 1, Sector 2, Sector 3, Kph, Elapsed. Rows 6-27 for Jérôme D'AMBROSIO.

7 Jérôme D'AMBROSIO BEL DRAGON PENSKE EV-2

Table with 15 columns: Lap, Time, Sector 1, Sector 2, Sector 3, Kph, Elapsed. Rows 1-28 for Jérôme D'AMBROSIO.

8 Nicolas PROST FRA Renault e.dams Renault Z.E. 17

Table with 15 columns: Lap, Time, Sector 1, Sector 2, Sector 3, Kph, Elapsed. Row 1 for Nicolas PROST.

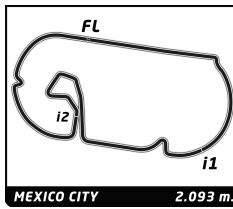


ABB FIA Formula E Championship

Round 5 - Mexico City ePrix

Non Qualifying Practice 1

Analysis

Official Timekeeper 

Lap	Time	Sector 1	Sector 2	Sector 3	Kph	Elapsed	Lap	Time	Sector 1	Sector 2	Sector 3	Kph	Elapsed
9 Sébastien BUEMI CHE													
Renault e.dams Renault Z.E. 17													
1	A	1:15.274	21.054	32.994	21.226	100.1	1:15.274						
2	A	1:07.630	15.939	31.068	20.623	111.4	2:22.904						
3	A	1:04.282	15.087	29.442	19.753	117.2	3:27.186						
4	A	1:06.480	15.021	31.135	20.324	113.3	4:33.666						
5	A	1:03.607	14.971	29.151	19.485	118.5	5:37.273						
6	A	1:37.387	26.867	48.776	21.744	77.4	7:14.660						
7	A	1:04.938	15.704	29.531	19.703	116.0	8:19.598						
8	A	1:05.652	15.599	29.689	20.364	114.8	9:25.250						
9	A	1:06.201	16.754	29.632	19.815	113.8	10:31.451						
10	A	1:04.641	15.480	29.287	19.874	116.6	11:36.092						
11	A	1:10.401 B	15.412	29.306	25.683	107.0	12:46.493						
12	B	4:35.627	3:41.459	32.755	21.413	27.3	17:22.120						
13	B	1:08.598	15.514	32.170	20.914	109.8	18:30.718						
14	B	1:02.388	14.674	28.361	19.353	120.8	19:33.106						
15	B	1:23.461	14.587	45.822	23.052	90.3	20:56.567						
16	B	1:02.734	14.580	28.509	19.645	120.1	21:59.301						
17	B	1:17.782 B	18.095	33.002	26.685	96.9	23:17.083						
18	B	6:08.974	5:13.911	33.735	21.328	20.4	29:26.057						
19	B	1:24.032	14.575	47.458	21.999	89.7	30:50.089						
20	B	1:02.113	14.536	28.332	19.245	121.3	31:52.202						
21	B	1:27.361	21.324	43.466	22.571	86.2	33:19.563						
22	B	1:02.128	14.536	28.204	19.388	121.3	34:21.691						
23	B	1:22.461 B	17.337	37.143	27.981	91.4	35:44.152						
24	A	6:16.672	5:20.588	34.956	21.128	20.0	42:00.824						
25	A	1:19.804	14.510	34.154	31.140	94.4	43:20.628						
26	A	1:11.183	14.454	33.483	23.246	105.9	44:31.811						
27	A	1:36.855	39.425	35.708	21.722	77.8	46:08.666						
16 Oliver TURVEY GBR													
NIO Formula E Team NextEV NIO Sport 003													
1	A	1:56.618	58.631	35.326	22.661	64.6	1:56.618						
2	A	1:12.174	17.548	31.818	22.808	104.4	3:08.792						
3	A	1:07.791	15.860	29.521	22.410	111.1	4:16.583						
4	A	1:03.389	15.146	28.772	19.471	118.9	5:19.972						
5	A	1:31.264	15.164	50.618	25.482	82.6	6:51.236						
6	A	1:03.052	15.004	28.684	19.364	119.5	7:54.288						
7	A	1:07.028	15.667	29.514	21.847	112.4	9:01.316						
8	A	1:03.830	14.982	28.453	20.395	118.0	10:05.146						
9	A	1:13.257	15.434	36.083	21.740	102.9	11:18.403						
10	A	1:03.218	14.885	28.877	19.456	119.2	12:21.621						
11	A	1:11.317	15.730	31.150	24.437	105.7	13:32.938						
12	A	1:04.370	15.692	28.956	19.722	117.1	14:37.308						
13	A	1:04.073	15.509	28.926	19.638	117.6	15:41.381						
14	A	1:03.477	15.181	28.799	19.497	118.7	16:44.858						
15	A	1:03.671	15.263	28.915	19.493	118.3	17:48.529						
16	A	1:03.579	15.189	28.722	19.668	118.5	18:52.108						
17	A	1:03.834	15.312	28.955	19.567	118.0	19:55.942						
18	A	1:03.479	15.150	28.770	19.559	118.7	20:59.421						
19	A	1:09.653 B	15.643	29.889	24.121	108.2	22:09.074						
20	B	7:57.351	7:04.419	31.821	21.111	15.8	30:06.425						
21	B	1:08.841	17.560	30.869	20.412	109.5	31:15.266						
22	B	1:02.645	14.717	28.309	19.619	120.3	32:17.911						
23	B	1:02.436	14.713	28.432	19.291	120.7	33:20.347						
24	B	1:06.073	15.646	30.522	19.905	114.0	34:26.420						
25	B	1:03.711	15.369	28.838	19.504	118.3	35:30.131						
26	B	1:03.629	15.349	28.709	19.571	118.4	36:33.760						
27	B	1:05.217	15.222	30.181	19.814	115.5	37:38.977						
28	B	1:03.241	15.047	28.776	19.418	119.1	38:42.218						
29	B	1:08.702	17.400	30.787	20.515	109.7	39:50.920						
30	B	1:05.715	14.687	30.350	20.678	114.7	40:56.635						
31	B	1:10.076	14.689	34.798	20.589	107.5	42:06.711						
32	B	1:02.442	14.626	28.496	19.320	120.7	43:09.153						
33	B	1:11.756	14.700	33.085	23.971	105.0	44:20.909						
34	B	1:02.525	14.442	28.574	19.509	120.5	45:23.434						
18 André LOTTERER DEU													
TECHEETAH Renault Z.E. 17													
1	B	1:23.777	25.004	35.562	23.211	89.9	1:23.777						
2	B	1:06.501	15.940	30.099	20.462	113.3	2:30.278						
3	B	1:04.698	15.462	29.419	19.817	116.5	3:34.976						
4	B	1:04.221	15.192	29.194	19.835	117.3	4:39.197						
5	B	1:04.420	15.110	29.234	20.076	117.0	5:43.617						
6	B	1:42.202	42.045	39.499	20.658	73.7	7:25.819						
7	B	1:03.832	14.847	29.198	19.787	118.0	8:29.651						
8	B	1:09.379 B	15.163	29.466	24.750	108.6	9:39.030						
9	A	7:48.054	6:51.696	33.878	22.480	16.1	17:27.084						
10	A	1:06.973	15.936	31.046	19.991	112.5	18:34.057						
11	A	1:05.805	14.834	29.210	21.761	114.5	19:39.862						
12	A	1:02.993	14.941	28.642	19.410	119.6	20:42.855						
13	A	1:17.641	18.242	36.454	22.945	97.0	22:00.496						
14	A	1:03.781	15.310	28.764	19.707	118.1	23:04.277						
15	A	1:04.025	15.139	28.887	19.999	117.7	24:08.302						
16	A	1:04.293	15.480	28.965	19.848	117.2	25:12.595						
17	A	1:03.931	15.208	28.927	19.796	117.9	26:16.526						



FIA FORMULA E
CHAMPIONSHIP
2017-18

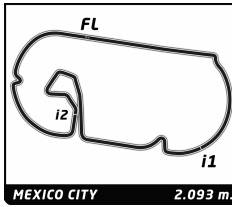


ABB FIA Formula E Championship

Round 5 - Mexico City ePrix

Non Qualifying Practice 1

Analysis

Official Timekeeper TAG Heuer

Lap	Time	Sector 1	Sector 2	Sector 3	Kph	Elapsed	Lap	Time	Sector 1	Sector 2	Sector 3	Kph	Elapsed		
18	A 1:24.415	20.915	42.351	21.149	89.3	27:40.941	7	A 1:03.226	15.025	28.573	19.628	119.2	8:56.007		
19	A 1:02.528	14.887	28.278	19.363	120.5	28:43.469	8	A 1:09.485	15.520	31.668	22.297	108.4	10:05.492		
20	A 1:03.046	14.744	28.674	19.628	119.5	29:46.515	9	A 1:05.890	16.109	30.028	19.753	114.4	11:11.382		
21	A 1:09.236 B	15.343	29.550	24.343	108.8	30:55.751	10	A 1:05.100	15.544	29.833	19.723	115.7	12:16.482		
22	B 5:39.308	4:43.412	33.132	22.764	22.2	36:35.059	11	A 1:04.512	15.284	29.432	19.796	116.8	13:20.994		
23	B 1:11.572	16.232	34.231	21.109	105.3	37:46.631	12	A 1:04.372	15.399	29.375	19.598	117.1	14:25.366		
24	B 1:11.257	14.748	33.757	22.752	105.7	38:57.888	13	A 1:04.312	15.406	29.149	19.757	117.2	15:29.678		
25	B 1:02.250	14.732	28.316	19.202	121.0	40:00.138	14	A 1:12.715	18.114	33.676	20.925	103.6	16:42.393		
26	B 1:12.374	14.741	35.414	22.219	104.1	41:12.512	15	A 1:09.577 B	14.911	28.373	26.293	108.3	17:51.970		
27	B 1:02.529	14.676	28.484	19.369	120.5	42:15.041	16	B 8:08.055	7:07.649	37.633	22.773	15.4	26:00.025		
28	B 1:02.494	14.703	28.242	19.549	120.6	43:17.535	17	B 1:14.323	18.598	35.115	20.610	101.4	27:14.348		
29	B 1:26.106	21.919	42.711	21.476	87.5	44:43.641	18	B 1:02.336	14.713	28.520	19.103	120.9	28:16.684		
30	B 1:04.442	15.437	29.635	19.370	116.9	45:48.083	19	B 1:12.626	16.798	34.573	21.255	103.7	29:29.310		
19	Felix ROSENQVIST						SWE	23	Nick HEIDFELD						DEU
Mahindra Racing						Mahindra M4Electro	Mahindra Racing						Mahindra M4Electro		
1	A 1:17.340	22.333	33.685	21.322	97.4	1:17.340	1	A 4:03.020	3:04.209	34.405	24.406	31.0	4:03.020		
2	A 1:08.999	16.440	30.725	21.834	109.2	2:26.339	2	A 1:04.742	15.830	29.019	19.893	116.4	5:07.762		
3	A 1:03.873	15.395	29.054	19.424	118.0	3:30.212	3	A 1:29.018	15.849	33.299	39.870	84.6	6:36.780		
4	A 1:04.138	15.346	28.998	19.794	117.5	4:34.350	4	A 1:10.259	17.363	29.583	23.313	107.2	7:47.039		
5	A 1:07.346	16.791	30.626	19.929	111.9	5:41.696	5	A 1:05.866	16.082	30.059	19.725	114.4	8:52.905		
6	A 1:34.192	37.363	36.869	19.960	80.0	7:15.888	6	A 1:04.496	15.557	29.170	19.769	116.8	9:57.401		
7	A 1:04.450	15.417	29.423	19.610	116.9	8:20.338	7	A 1:04.141	15.455	29.104	19.582	117.5	11:01.542		
8	A 1:05.110	15.420	29.472	20.218	115.7	9:25.448	8	A 1:04.110	15.543	29.059	19.508	117.5	12:05.652		
9	A 1:05.065	15.862	29.350	19.853	115.8	10:30.513	9	A 1:03.808	15.451	28.849	19.508	118.1	13:09.460		
10	A 1:04.444	15.497	29.175	19.772	116.9	11:34.957	10	A 1:04.689	15.594	29.378	19.717	116.5	14:14.149		
11	A 1:13.602	15.541	35.441	22.620	102.4	12:48.559	11	A 1:05.565	15.877	29.546	20.142	114.9	15:19.714		
12	A 1:03.592	15.275	28.810	19.507	118.5	13:52.151	12	A 1:05.897	15.061	28.840	21.996	114.3	16:25.611		
13	A 1:04.245	15.364	29.171	19.710	117.3	14:56.396	13	A 1:10.668	14.950	33.684	22.034	106.6	17:36.279		
14	A 1:38.952 B	27.471	40.834	30.647	76.1	16:35.348	14	A 1:16.452 B	15.985	32.861	27.606	98.6	18:52.731		
15	B 6:14.242	5:18.870	33.822	21.550	20.1	22:49.590	15	B 6:39.402	5:46.319	31.003	22.080	18.9	25:32.133		
16	B 1:08.022	17.031	31.180	19.811	110.8	23:57.612	16	B 1:02.732	15.217	28.090	19.425	120.1	26:34.865		
17	B 1:02.734	14.959	28.466	19.309	120.1	25:00.346	17	B 1:02.382	14.977	28.173	19.232	120.8	27:37.247		
18	B 1:02.262	14.794	28.213	19.255	121.0	26:02.608	18	B 1:02.674	14.899	28.220	19.555	120.2	28:39.921		
19	B 1:19.427	15.522	36.339	27.566	94.9	27:22.035	19	B 1:09.571 B	14.930	28.752	25.889	108.3	29:49.492		
20	B 1:15.220	19.019	36.340	19.861	100.2	28:37.255	20	B 9:04.889	8:13.594	30.279	21.016	13.8	38:54.381		
21	B 1:02.659	14.694	28.070	19.895	120.3	29:39.914	21	B 1:09.681	15.024	29.690	24.967	108.1	40:04.062		
22	B 1:21.369	17.610	39.248	24.511	92.6	31:01.283	22	B 1:02.579	14.908	28.384	19.287	120.4	41:06.641		
23	B 1:11.852	19.700	32.208	19.944	104.9	32:13.135	23	B 1:28.501	15.401	41.449	31.651	85.1	42:35.142		
24	B 1:12.600	14.670	37.819	20.111	103.8	33:25.735	24	B 1:06.262	14.891	28.202	23.169	113.7	43:41.404		
25	B 1:01.894	14.592	28.148	19.154	121.7	34:27.629	25	B 1:03.142	15.077	28.470	19.595	119.3	44:44.546		
26	B 1:09.101 B	15.113	29.739	24.249	109.0	35:36.730	26	B 1:04.664	15.832	29.231	19.601	116.5	45:49.210		
27	A 4:30.203	3:32.763	35.586	21.854	27.9	40:06.933	25	Jean-Eric VERGNE						FRA	
28	A 1:11.717	17.383	31.569	22.765	105.1	41:18.650	TECHEETAH						Renault Z.E. 17		
29	A 1:06.046	14.579	29.017	22.450	114.1	42:24.696	1	A 1:45.185	47.932	34.501	22.752	71.6	1:45.185		
30	A 1:21.510	21.289	37.638	22.583	92.4	43:46.206	2	A 1:06.544	16.157	29.577	20.810	113.2	2:51.729		
31	A 1:05.631	15.161	30.571	19.899	114.8	44:51.837	3	A 1:22.358	15.548	35.983	30.827	91.5	4:14.087		
32	A 1:04.742	14.821	29.531	20.390	116.4	45:56.579	4	A 1:04.479	15.552	28.780	20.147	116.9	5:18.566		
20	Mitch EVANS						NZL	25	Jean-Eric VERGNE						FRA
Panasonic Jaguar Racing						Jaguar I-Type II	TECHEETAH						Renault Z.E. 17		
1	A 1:37.596	34.207	40.068	23.321	77.2	1:37.596	1	A 1:45.185	47.932	34.501	22.752	71.6	1:45.185		
2	A 1:07.579	15.887	31.505	20.187	111.5	2:45.175	2	A 1:06.544	16.157	29.577	20.810	113.2	2:51.729		
3	A 1:04.272	15.255	29.560	19.457	117.2	3:49.447	3	A 1:22.358	15.548	35.983	30.827	91.5	4:14.087		
4	A 1:16.051	15.878	40.038	20.135	99.1	5:05.498	4	A 1:04.479	15.552	28.780	20.147	116.9	5:18.566		
5	A 1:30.259	14.936	32.616	42.707	83.5	6:35.757									
6	A 1:17.024	18.352	33.911	24.761	97.8	7:52.781									



FIA FORMULA E CHAMPIONSHIP 2017-18

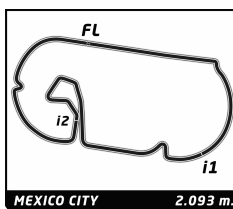


ABB FIA Formula E Championship Round 5 - Mexico City ePrix Non Qualifying Practice 1

Analysis

Official Timekeeper TAGHeuer

Lap	Time	Sector 1	Sector 2	Sector 3	Kph	Elapsed	Lap	Time	Sector 1	Sector 2	Sector 3	Kph	Elapsed
5 A	1:39.055	15.310	50.374	33.371	76.1	6:57.621	4 B	1:09.203	15.338	32.954	20.911	108.9	4:47.094
6 A	1:04.059	15.445	28.839	19.775	117.6	8:01.680	5 B	1:09.052	15.178	29.082	24.792	109.1	5:56.146
7 A	1:03.553	15.223	28.648	19.682	118.6	9:05.233	6 B	1:37.254	42.888	33.746	20.620	77.5	7:33.400
8 A	1:14.611	17.633	34.922	22.056	101.0	10:19.844	7 B	1:03.209	14.983	28.677	19.549	119.2	8:36.609
9 A	1:02.808	14.999	28.449	19.360	120.0	11:22.652	8 B	1:03.447	14.874	29.088	19.485	118.8	9:40.056
10 A	1:22.750	14.888	35.500	32.362	91.1	12:45.402	9 B	1:09.522 B	15.429	29.792	24.301	108.4	10:49.578
11 A	1:08.549	15.793	29.528	23.228	109.9	13:53.951	10 A	4:31.456	3:39.951	31.469	20.036	27.8	15:21.034
12 A	1:08.263 B	15.454	28.687	24.122	110.4	15:02.214	11 A	1:05.556	15.589	29.865	20.102	114.9	16:26.590
13 A	9:37.788	8:44.143	32.964	20.681	13.0	24:40.002	12 A	1:04.828	15.534	29.303	19.991	116.2	17:31.418
14 A	1:06.632	14.877	31.462	20.293	113.1	25:46.634	13 A	1:04.722	15.469	29.100	20.153	116.4	18:36.140
15 A	1:02.521	14.983	28.136	19.402	120.5	26:49.155	14 A	1:05.052	15.521	29.560	19.971	115.8	19:41.192
16 A	1:26.337	14.856	47.901	23.580	87.3	28:15.492	15 A	1:06.153	15.556	29.876	20.721	113.9	20:47.345
17 A	1:05.929	15.001	30.046	20.882	114.3	29:21.421	16 A	1:06.332	15.500	30.321	20.511	113.6	21:53.677
18 A	1:12.955 B	14.811	33.532	24.612	103.3	30:34.376	17 A	1:06.274	15.581	29.998	20.695	113.7	22:59.951
19 B	1:53.009	49.743	37.015	26.251	66.7	32:27.385	18 A	1:04.627	15.377	29.228	20.022	116.6	24:04.578
20 B	1:09.508	15.618	33.407	20.483	108.4	33:36.893	19 A	1:04.573	15.436	29.242	19.895	116.7	25:09.151
21 B	1:01.630	14.707	27.756	19.167	122.3	34:38.523	20 A	1:04.545	15.420	29.391	19.734	116.7	26:13.696
22 B	1:17.200	17.569	37.873	21.758	97.6	35:55.723	21 A	1:09.369 B	15.276	29.935	24.158	108.6	27:23.065
23 B	1:04.390	14.655	28.089	21.646	117.0	37:00.113	22 A	5:25.883	4:28.823	33.597	23.463	23.1	32:48.948
24 B	1:13.516	14.623	36.378	22.515	102.5	38:13.629	23 A	1:14.518	18.412	35.270	20.836	101.1	34:03.466
25 B	1:05.256	15.701	29.333	20.222	115.5	39:18.885	24 A	1:09.683	14.684	34.530	20.469	108.1	35:13.149
26 B	1:03.401	15.118	28.546	19.737	118.8	40:22.286	25 A	1:10.544	15.166	34.434	20.944	106.8	36:23.693
27 B	1:03.493	15.182	28.657	19.654	118.7	41:25.779	26 A	1:07.082 B	14.852	28.448	23.782	112.3	37:30.775
28 B	1:03.761	15.232	28.754	19.775	118.2	42:29.540	27 B	3:30.623	2:33.606	34.889	22.128	35.8	41:01.398
29 B	1:03.639	15.453	28.567	19.619	118.4	43:33.179	28 B	1:19.015	17.241	41.354	20.420	95.4	42:20.413
30 B	1:06.456	15.347	29.852	21.257	113.4	44:39.635	29 B	1:02.231	14.679	28.174	19.378	121.1	43:22.644
31 B	1:03.645	15.367	28.641	19.637	118.4	45:43.280	30 B	1:26.154	20.841	39.728	25.585	87.5	44:48.798
							31 B	1:02.476	14.784	28.430	19.262	120.6	45:51.274

27 Tom BLOMQUIST		GBR				
Andretti Formula E		Andretti ATEC-03				
1 B	1:30.229	28.197	36.660	25.372	83.5	1:30.229
2 B	1:11.429	19.472	31.784	20.173	105.5	2:41.658
3 B	1:06.048	15.186	31.081	19.781	114.1	3:47.706
4 B	1:04.107	15.284	29.383	19.440	117.5	4:51.813
5 B	1:39.620	18.319	38.811	42.490	75.6	6:31.433
6 B	1:18.515	20.250	34.455	23.810	96.0	7:49.948
7 B	1:08.279	15.444	30.337	22.498	110.4	8:58.227
8 B	1:06.810	15.090	29.214	22.506	112.8	10:05.037
9 B	1:16.811	18.254	35.622	22.935	98.1	11:21.848
10 B	1:03.347	14.998	28.993	19.356	118.9	12:25.195
11 B	1:10.541 B	15.115	30.022	25.404	106.8	13:35.736
12 A	6:13.137	5:19.184	33.278	20.675	20.2	19:48.873
13 A	3:49.168 B	16.017	2:06.835	1:26.316	32.9	23:38.041
14 B	14:16.941	...	38.135	24.121	8.8	37:54.982
15 B	1:14.780	18.218	34.903	21.659	100.8	39:09.762
16 B	1:03.717	14.955	29.398	19.364	118.3	40:13.479
17 B	1:08.469	14.781	31.680	22.008	110.0	41:21.948
18 B	1:02.814	14.755	28.407	19.652	120.0	42:24.762
19 B	1:06.280	14.811	29.596	21.873	113.7	43:31.042
20 B	1:05.774	14.903	28.962	21.909	114.6	44:36.816
21 B	1:04.551	14.849	30.161	19.541	116.7	45:41.367

28 Antonio Felix DA COSTA		PRT				
Andretti Formula E		Andretti ATEC-03				
1 B	1:26.706	26.693	36.176	23.837	86.9	1:26.706
2 B	1:06.643	16.277	30.091	20.275	113.1	2:33.349
3 B	1:04.542	15.372	29.135	20.035	116.7	3:37.891

36 Alex LYNN		GBR				
DS Virgin Racing		DS Virgin DSV-03				
1 A	1:20.939	22.601	35.639	22.699	93.1	1:20.939
2 A	1:06.662	16.241	29.960	20.461	113.0	2:27.601
3 A	1:04.959	15.781	29.277	19.901	116.0	3:32.560
4 A	1:04.587	15.706	29.305	19.576	116.7	4:37.147
5 A	1:05.788	15.530	29.598	20.660	114.5	5:42.935
6 A	1:35.886	37.345	38.014	20.527	78.6	7:18.821
7 A	1:04.966	15.351	29.800	19.815	116.0	8:23.787
8 A	1:04.031	15.357	29.222	19.452	117.7	9:27.818
9 A	1:04.124	15.321	29.127	19.676	117.5	10:31.942
10 A	1:04.559	15.628	29.270	19.661	116.7	11:36.501
11 A	1:10.752 B	15.726	29.406	25.620	106.5	12:47.253
12 B	6:25.463	5:27.829	35.023	22.611	19.5	19:12.716
13 B	1:10.939	17.859	32.855	20.225	106.2	20:23.655
14 B	1:06.584	14.861	31.284	20.439	113.2	21:30.239
15 B	1:02.502	14.784	28.210	19.508	120.6	22:32.741
16 B	1:10.864	15.962	33.331	21.571	106.3	23:43.605
17 B	1:02.009	14.609	28.223	19.177	121.5	24:45.614
18 B	1:09.645	15.510	33.692	20.443	108.2	25:55.259
19 B	1:02.813	14.808	28.544	19.461	120.0	26:58.072
20 B	1:12.095 B	15.609	32.058	24.428	104.5	28:10.167
21 A	11:28.923	...	35.943	21.050	10.9	39:39.090
22 A	1:10.190	17.578	32.341	20.271	107.3	40:49.280
23 A	1:02.014	14.679	28.193	19.142	121.5	41:51.294
24 A	1:12.563	15.942	35.707	20.914	103.8	43:03.857
25 A	1:01.849	14.648	28.048	19.153	121.8	44:05.706
26 A	1:10.061	15.545	32.264	22.252	107.5	45:15.767



FIA FORMULA E
CHAMPIONSHIP
2017-18

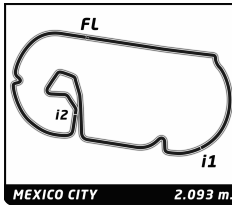


ABB FIA Formula E Championship

Round 5 - Mexico City ePrix

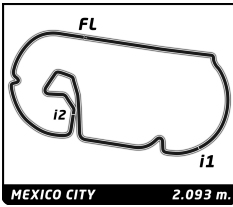
Non Qualifying Practice 1

Analysis

Official Timekeeper TAG Heuer

■ 200KW ■ Personal Best ■ Session Best ■ Crossing the finish line in pit lane

Lap	Time	Sector 1	Sector 2	Sector 3	Kph	Elapsed	Lap	Time	Sector 1	Sector 2	Sector 3	Kph	Elapsed	
66	Daniel ABT													
Audi Sport ABT Schaeffler		Audi e-tron FE04						DEU						
1	B 1:13.024	19.971	32.391	20.662	103.2	1:13.024	21	B 1:04.184	15.469	29.186	19.529	117.4	33:50.741	
2	B 1:11.748	16.164	34.975	20.609	105.0	2:24.772	22	B 1:05.402	15.022	30.928	19.452	115.2	34:56.143	
3	B 1:04.406	15.272	29.503	19.631	117.0	3:29.178	23	B 1:08.013	15.494	32.776	19.743	110.8	36:04.156	
4	B 1:04.776	15.046	29.526	20.204	116.3	4:33.954	24	B 1:03.535	15.163	28.875	19.497	118.6	37:07.691	
5	B 1:14.387	15.200	32.393	26.794	101.3	5:48.341	25	B 1:10.593	15.077	32.315	23.201	106.7	38:18.284	
6	B 1:42.147 B	46.697	31.075	24.375	73.8	7:30.488	26	B 1:08.107	14.945	29.896	23.266	110.6	39:26.391	
7	A 4:58.174	4:00.261	34.748	23.165	25.3	12:28.662	27	B 1:03.403	14.750	28.855	19.798	118.8	40:29.794	
8	A 1:07.719	17.275	30.309	20.135	111.3	13:36.381	28	B 1:16.694	14.707	39.401	22.586	98.2	41:46.488	
9	A 1:02.671	14.900	28.512	19.259	120.2	14:39.052	29	B 1:02.844	14.750	28.657	19.437	119.9	42:49.332	
10	A 1:08.083	16.026	32.538	19.519	110.7	15:47.135	30	B 1:03.105	14.835	28.771	19.499	119.4	43:52.437	
11	A 1:02.447	14.816	28.449	19.182	120.7	16:49.582	31	B 1:16.705	14.823	35.677	26.205	98.2	45:09.142	
12	A 1:15.270	17.347	38.311	19.612	100.1	18:04.852								
13	A 1:02.202	14.707	28.321	19.174	121.1	19:07.054								
14	A 1:09.744 B	15.783	30.073	23.888	108.0	20:16.798								
15	B 4:38.132	3:45.953	32.103	20.076	27.1	24:54.930								
16	B 1:04.234	15.515	29.111	19.608	117.3	25:59.164								
17	B 1:03.816	15.393	28.971	19.452	118.1	27:02.980								
18	B 1:03.545	15.200	28.893	19.452	118.6	28:06.525								
19	B 1:04.249	15.758	28.928	19.563	117.3	29:10.774								
20	B 1:04.242	15.907	28.879	19.456	117.3	30:15.016								
21	B 1:04.928	15.634	29.622	19.672	116.0	31:19.944								
22	B 1:07.971 B	15.560	29.075	23.336	110.9	32:27.915								
23	A 4:01.726	3:06.668	33.648	21.410	31.2	36:29.641								
24	A 1:06.215	14.915	30.491	20.809	113.8	37:35.856								
25	A 1:13.713	14.819	38.295	20.599	102.2	38:49.569								
26	A 1:07.835	14.652	30.609	22.574	111.1	39:57.404								
27	A 1:12.519	14.674	28.733	29.112	103.9	41:09.923								
28	A 1:01.898	14.525	28.258	19.115	121.7	42:11.821								
29	A 1:24.950	19.912	41.560	23.478	88.7	43:36.771								
30	A 1:05.216	14.515	29.350	21.351	115.5	44:41.987								
31	A 1:10.999	16.492	32.898	21.609	106.1	45:52.986								
68	Luca FILIPPI													
NIO Formula E Team		NextEV NIO Sport 003						ITA						
1	A 2:07.917	1:06.216	37.947	23.754	58.9	2:07.917								
2	A 1:13.350	19.768	32.139	21.443	102.7	3:21.267								
3	A 1:04.924	15.326	29.799	19.799	116.1	4:26.191								
4	A 1:03.462	15.059	28.834	19.569	118.7	5:29.653								
5	A 1:33.694	15.605	53.117	24.972	80.4	7:03.347								
6	A 1:07.311	15.090	31.589	20.632	111.9	8:10.658								
7	A 1:11.551	15.026	36.640	19.885	105.3	9:22.209								
8	A 1:03.488	15.036	28.932	19.520	118.7	10:25.697								
9	A 1:07.017	15.455	31.707	19.855	112.4	11:32.714								
10	A 1:02.891	14.916	28.587	19.388	119.8	12:35.605								
11	A 1:10.515	15.040	32.957	22.518	106.9	13:46.120								
12	A 1:06.656	16.271	30.100	20.285	113.0	14:52.776								
13	A 1:04.824	15.681	29.284	19.859	116.2	15:57.600								
14	A 1:04.513	15.414	29.185	19.914	116.8	17:02.113								
15	A 1:04.187	15.538	28.902	19.747	117.4	18:06.300								
16	A 1:04.474	15.226	29.463	19.785	116.9	19:10.774								
17	A 1:08.827	16.328	32.387	20.112	109.5	20:19.601								
18	A 1:13.231 B	14.903	31.925	26.403	102.9	21:32.832								
19	B 10:09.591	8:50.924	48.347	30.320	12.4	31:42.423								
20	B 1:04.134	15.774	28.880	19.480	117.5	32:46.557								

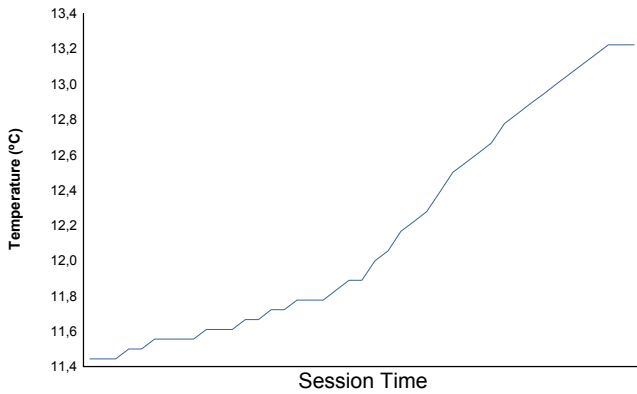


Round 5 - Mexico City ePrix
 ABB FIA Formula E Championship
 Non Qualifying Practice 1

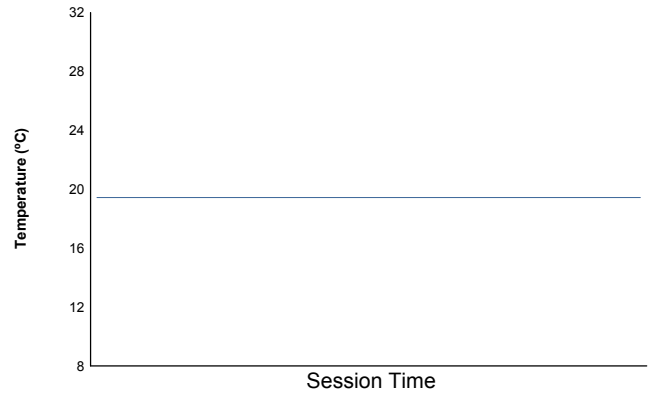
Weather Report

Official Timekeeper 

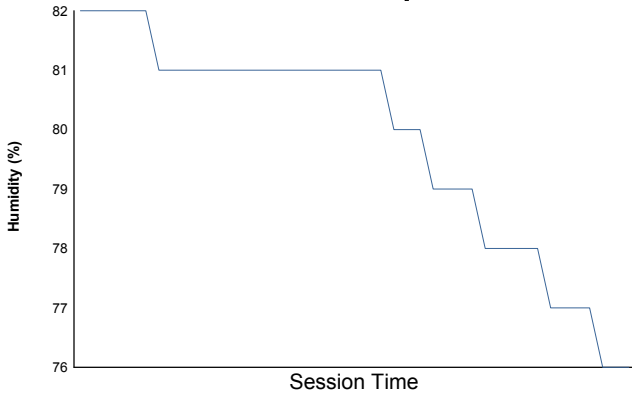
Air Temperature



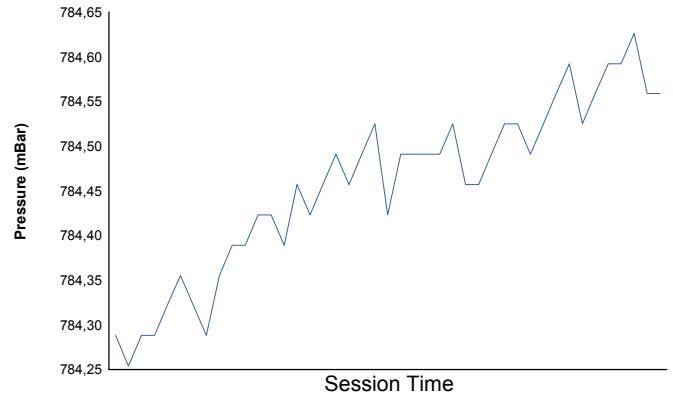
Track Temperature



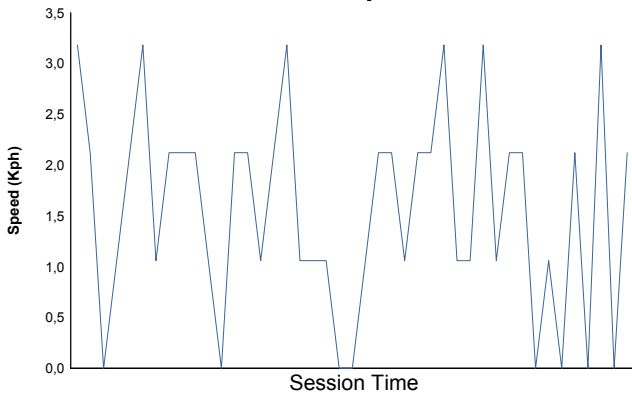
Humidity



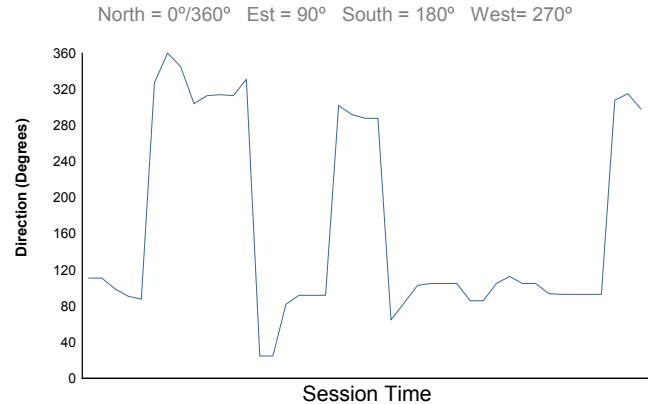
Pressure



Wind Speed



Wind direction



Track Status: **DRY**



**FIA FORMULA E
CHAMPIONSHIP
2017-18**

Doc No.

Date:

Posted at:

ABB FIA FORMULA E CHAMPIONSHIP

Round 5 - Mexico City ePrix - Non Qualifying Practice 2

CLASSIFICATION

Official Timekeeper: TAG Heuer

POS	NO	DRIVER	NAT	TEAM	CAR	TIME	LAP	TOTAL	GAP	KPH
1	1	Lucas DI GRASSI	BRA	Audi Sport ABT Schaeffler	Audi e-tron FE04	1:01.203	14	17	-	123.1
2	19	Felix ROSENQVIST	SWE	Mahindra Racing	Mahindra M4Electro	1:01.442	3	18	+0.239	122.6
3	20	Mitch EVANS	NZL	Panasonic Jaguar Racing	Jaguar I-Type II	1:01.506	3	14	+0.303	122.5
4	23	Nick HEIDFELD	DEU	Mahindra Racing	Mahindra M4Electro	1:01.531	3	11	+0.328	122.5
5	36	Alex LYNN	GBR	DS Virgin Racing	DS Virgin DSV-03	1:01.581	3	10	+0.378	122.4
6	28	Antonio Felix DA COSTA	PRT	Andretti Formula E	Andretti ATEC-03	1:01.595	15	15	+0.392	122.3
7	66	Daniel ABT	DEU	Audi Sport ABT Schaeffler	Audi e-tron FE04	1:01.602	3	14	+0.399	122.3
8	9	Sébastien BUEMI	CHE	Renault e.dams	Renault Z.E. 17	1:01.643	18	18	+0.440	122.2
9	6	José Maria LOPEZ	ARG	DRAGON	PENSKE EV-2	1:01.667	6	7	+0.464	122.2
10	2	Sam BIRD	GBR	DS Virgin Racing	DS Virgin DSV-03	1:01.791	3	15	+0.588	121.9
11	7	Jérôme D'AMBROSIO	BEL	DRAGON	PENSKE EV-2	1:01.793	11	11	+0.590	121.9
12	16	Oliver TURVEY	GBR	NIO Formula E Team	NextEV NIO Sport 003	1:01.821	3	12	+0.618	121.9
13	18	André LOTTERER	DEU	TECHEETAH	Renault Z.E. 17	1:01.918	3	15	+0.715	121.7
14	8	Nicolas PROST	FRA	Renault e.dams	Renault Z.E. 17	1:01.975	18	18	+0.772	121.6
15	27	Tom BLOMQUIST	GBR	Andretti Formula E	Andretti ATEC-03	1:02.138	3	16	+0.935	121.3
16	68	Luca FILIPPI	ITA	NIO Formula E Team	NextEV NIO Sport 003	1:02.153	3	16	+0.950	121.2
17	3	Nelson PIQUET	BRA	Panasonic Jaguar Racing	Jaguar I-Type II	1:02.335	6	11	+1.132	120.9
18	25	Jean-Eric VERGNE	FRA	TECHEETAH	Renault Z.E. 17	1:02.389	3	13	+1.186	120.8
19	4	Edoardo MORTARA	CHE	Venturi Formula E Team	Venturi VM200-FE-03	1:02.449	21	21	+1.246	120.7
20	5	Maro ENGEL	DEU	Venturi Formula E Team	Venturi VM200-FE-03	1:02.519	3	19	+1.316	120.5

FASTEST LAP

1	L. DI GRASSI	BRA	Audi Sport ABT Schaeffler	Audi e-tron FE04	1:01.203 on Lap 14	123.1 Kph
---	--------------	-----	---------------------------	------------------	--------------------	-----------

Race Director

Timekeeper

Series Partners:

Title Partner

Global Partner

Official Partners



Julius Bär



Qualcomm



Allianz



No part of these results/data may be reproduced, stored in a retrieval system or transmitted in any form or by any means electronic, mechanical, photocopying, recording, broadcasting or otherwise without prior permission of the copyright holder except for reproduction in local/national/international daily press and regular printed publications on sale to the public within 90 days of the event to which the results/data relate and provided that the copyright symbol appears together with the name of the copyright holder.

The FÉDÉRATION INTERNATIONALE DE L'AUTOMOBILE logo, FÉDÉRATION INTERNATIONALE DE L'AUTOMOBILE, FIA logo, FIA, FIA FORMULA-E CHAMPIONSHIP, FIA FORMULA-E CHAMPIONSHIP logo and related marks are protected trademarks of the Fédération Internationale de l'Automobile (FIA), Chemin de Blandonnet 2, 1214 Vernier, Switzerland.

©2017, Fédération Internationale de l'Automobile (FIA)



FIA FORMULA E
CHAMPIONSHIP
2017-18

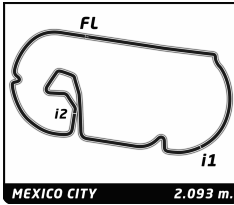


ABB FIA Formula E Championship

Round 5 - Mexico City ePrix

Non Qualifying Practice 2

Best Sector Times

Official Timekeeper TAG Heuer

SECTOR 1			SECTOR 2		SECTOR 3					
Pos	Driver	Time	Driver	Time	Driver	Time	Pos	Driver	Ideal Lap	Best Lap
1	9 S.BUEMI	14.222	6 J.LOPEZ	27.968	16 O.TURVEY	18.841	1	1 L.DI GRASSI	1:01.203	1:01.203 (1)
2	1 L.DI GRASSI	14.276	36 A.LYNN	28.009	20 M.EVANS	18.882	2	19 F.ROSENQVIST	1:01.442	1:01.442 (2)
3	19 F.ROSENQVIST	14.277	1 L.DI GRASSI	28.035	1 L.DI GRASSI	18.892	3	16 O.TURVEY	1:01.496	1:01.821 (12)
4	6 J.LOPEZ	14.298	23 N.HEIDFELD	28.079	8 N.PROST	18.898	4	6 J.LOPEZ	1:01.505	1:01.667 (9)
5	68 L.FILIPPI	14.357	20 M.EVANS	28.082	66 D.ABT	18.918	5	20 M.EVANS	1:01.506	1:01.506 (3)
6	25 J.VERGNE	14.358	19 F.ROSENQVIST	28.092	7 J.D'AMBROSIO	19.016	6	9 S.BUEMI	1:01.523	1:01.643 (8)
7	2 S.BIRD	14.385	28 A.DA COSTA	28.099	28 A.DA COSTA	19.024	7	23 N.HEIDFELD	1:01.531	1:01.531 (4)
8	66 D.ABT	14.403	2 S.BIRD	28.101	23 N.HEIDFELD	19.035	8	36 A.LYNN	1:01.534	1:01.581 (5)
9	3 N.PIQUET	14.407	16 O.TURVEY	28.106	3 N.PIQUET	19.055	9	28 A.DA COSTA	1:01.595	1:01.595 (6)
10	36 A.LYNN	14.417	5 M.ENGEL	28.113	68 L.FILIPPI	19.069	10	66 D.ABT	1:01.602	1:01.602 (7)
11	23 N.HEIDFELD	14.417	7 J.D'AMBROSIO	28.140	19 F.ROSENQVIST	19.073	11	2 S.BIRD	1:01.637	1:01.791 (10)
12	28 A.DA COSTA	14.472	9 S.BUEMI	28.207	9 S.BUEMI	19.094	12	8 N.PROST	1:01.730	1:01.975 (14)
13	5 M.ENGEL	14.488	18 A.LOTTERER	28.233	36 A.LYNN	19.108	13	7 J.D'AMBROSIO	1:01.737	1:01.793 (11)
14	18 A.LOTTERER	14.533	27 T.BLOMQUIST	28.277	27 T.BLOMQUIST	19.134	14	3 N.PIQUET	1:01.816	1:02.335 (17)
15	8 N.PROST	14.534	66 D.ABT	28.281	4 E.MORTARA	19.136	15	68 L.FILIPPI	1:01.842	1:02.153 (16)
16	20 M.EVANS	14.542	8 N.PROST	28.298	2 S.BIRD	19.151	16	18 A.LOTTERER	1:01.918	1:01.918 (13)
17	16 O.TURVEY	14.549	3 N.PIQUET	28.354	18 A.LOTTERER	19.152	17	5 M.ENGEL	1:01.970	1:02.519 (20)
18	4 E.MORTARA	14.550	68 L.FILIPPI	28.416	25 J.VERGNE	19.183	18	25 J.VERGNE	1:02.024	1:02.389 (18)
19	7 J.D'AMBROSIO	14.581	25 J.VERGNE	28.483	6 J.LOPEZ	19.239	19	27 T.BLOMQUIST	1:02.138	1:02.138 (15)
20	27 T.BLOMQUIST	14.727	4 E.MORTARA	28.763	5 M.ENGEL	19.369	20	4 E.MORTARA	1:02.449	1:02.449 (19)

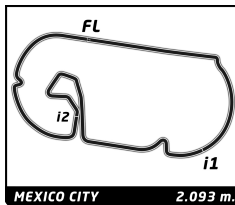


ABB FIA Formula E Championship

Round 5 - Mexico City ePrix

Non Qualifying Practice 2

Fastest Lap Sequence

Official Timekeeper TAGHeuer

Practice Time	Driver	Team	Car	Time	Kph	Lap
2:12.141	1 Lucas DI GRASSI	Audi Sport ABT Schaeffler	Audi e-tron FE04	1:03.493	118.7	2
3:26.539	9 Sébastien BUEMI	Renault e.dams	Renault Z.E. 17	1:01.896	121.7	3
3:31.909	66 Daniel ABT	Audi Sport ABT Schaeffler	Audi e-tron FE04	1:01.602	122.3	3
3:35.872	19 Felix ROSENQVIST	Mahindra Racing	Mahindra M4Electro	1:01.442	122.6	3
18:53.331	1 Lucas DI GRASSI	Audi Sport ABT Schaeffler	Audi e-tron FE04	1:01.203	123.1	14



FIA FORMULA E
CHAMPIONSHIP
2017-18

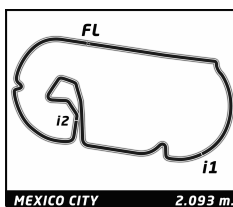


ABB FIA Formula E Championship

Round 5 - Mexico City ePrix

Non Qualifying Practice 2

Analysis

Official Timekeeper TAG Heuer

Lap	Time	Sector 1	Sector 2	Sector 3	Kph	Elapsed	Lap	Time	Sector 1	Sector 2	Sector 3	Kph	Elapsed	
1 Lucas DI GRASSI BRA Audi Sport ABT Schaeffler Audi e-tron FE04							3	A	1:04.412	15.495	29.018	19.899	117.0	3:50.176
1	B	1:08.648	18.615	30.458	19.575	109.8	4	A	1:04.366	15.457	29.163	19.746	117.1	4:54.542
2	B	1:03.493	15.398	28.718	19.377	118.7	5	A	1:04.432	15.378	29.103	19.951	116.9	5:58.974
3	B	1:04.912	15.871	28.864	20.177	116.1	6	A	1:04.467	15.584	29.073	19.810	116.9	7:03.441
4	B	1:03.188	15.157	28.582	19.449	119.2	7	A	1:06.416	15.465	29.026	21.925	113.4	8:09.857
5	B	1:03.999	15.355	29.052	19.592	117.7	8	A	1:07.773	15.397	29.132	23.244	111.2	9:17.630
6	B	1:03.443	15.304	28.718	19.421	118.8	9	A	1:05.242	15.775	29.555	19.912	115.5	10:22.872
7	B	1:03.544	15.115	28.931	19.498	118.6	10	A	1:04.525	15.444	29.175	19.906	116.8	11:27.397
8	B	1:04.006	15.388	28.977	19.641	117.7	11	A	1:04.201	15.207	29.220	19.774	117.4	12:31.598
9	B	1:18.787	19.343	36.640	22.804	95.6	12	A	1:04.736	15.431	29.358	19.947	116.4	13:36.334
10	B	1:02.502	14.749	28.468	19.285	120.6	13	A	1:03.612	15.067	28.972	19.573	118.4	14:39.946
11	B	1:10.267	17.374	28.802	24.091	107.2	14	A	1:03.838	15.139	29.092	19.607	118.0	15:43.784
12	A	4:31.692	3:33.823	33.607	24.262	27.7	15	A	1:05.343	16.291	29.337	19.715	115.3	16:49.127
13	A	1:13.647	19.595	33.957	20.095	102.3	16	A	1:03.942	15.100	29.196	19.646	117.8	17:53.069
14	A	1:01.203	14.276	28.035	18.892	123.1	17	A	1:11.296	17.051	32.811	21.434	105.7	19:04.365
15	A	1:09.427	15.546	30.340	23.541	108.5	18	A	1:07.530	14.761	32.091	20.678	111.6	20:11.895
16	B	9:22.390	8:28.554	31.994	21.842	13.4	19	A	1:21.041	24.715	31.139	25.187	93.0	21:32.936
17	B	1:02.610	14.667	28.599	19.344	120.3	20	B	8:01.441	7:03.162	34.776	23.503	15.7	29:34.377
							21	B	1:02.449	14.550	28.763	19.136	120.7	30:36.826
2 Sam BIRD GBR DS Virgin Racing DS Virgin DSV-03							5 Maro ENGEL DEU Venturi Formula E Team Venturi VM200-FE-03							
1	A	1:44.358	44.962	35.906	23.490	72.2	1	A	3:24.851	2:21.498	37.456	25.897	36.8	3:24.851
2	A	1:16.484	19.026	35.625	21.833	98.5	2	A	1:11.848	16.379	34.790	20.679	104.9	4:36.699
3	A	1:01.791	14.539	28.101	19.151	121.9	3	A	1:02.519	14.504	28.646	19.369	120.5	5:39.218
4	A	1:26.372	17.917	39.513	28.942	87.2	4	A	1:17.701	18.714	36.095	22.892	97.0	6:56.919
5	A	1:02.589	14.770	28.411	19.408	120.4	5	A	1:03.581	14.801	28.113	20.667	118.5	8:00.500
6	A	1:31.196	18.289	43.600	29.307	82.6	6	A	1:11.204	14.994	33.600	22.610	105.8	9:11.704
7	A	1:02.503	14.671	28.482	19.350	120.6	7	A	1:04.218	15.349	29.014	19.855	117.3	10:15.922
8	A	1:23.318	17.098	43.571	22.649	90.4	8	A	1:04.542	15.423	29.180	19.939	116.7	11:20.464
9	A	1:02.558	14.723	28.477	19.358	120.4	9	A	1:04.399	15.445	29.044	19.910	117.0	12:24.863
10	A	1:17.928	19.335	33.334	25.259	96.7	10	A	1:08.148	15.509	30.266	22.373	110.6	13:33.011
11	B	7:53.791	6:57.236	34.534	22.021	15.9	11	A	1:04.071	15.413	28.895	19.763	117.6	14:37.082
12	B	1:19.304	18.436	34.392	26.476	95.0	12	A	1:14.175	16.446	35.626	22.103	101.6	15:51.257
13	B	1:14.026	14.385	28.148	31.493	101.8	13	A	1:09.532	16.119	29.421	23.992	108.4	17:00.789
14	B	6:28.229	5:30.987	32.838	24.404	19.4	14	B	3:36.573	2:41.813	33.362	21.398	34.8	20:37.362
15	B	1:03.104	14.903	28.604	19.597	119.4	15	B	1:10.818	16.798	33.272	20.748	106.4	21:48.180
							16	B	1:01.937	14.488	28.258	19.191	121.7	22:50.117
							17	B	2:07.040	30.176	55.011	41.853	59.3	24:57.157
							18	B	4:39.700	3:41.004	34.858	23.838	26.9	29:36.857
							19	B	1:04.524	15.463	29.240	19.821	116.8	30:41.381
3 Nelson PIQUET BRA Panasonic Jaguar Racing Jaguar I-Type II							6 José Maria LOPEZ ARG DRAGON PENSKE EV-2							
1	A	5:18.224	4:19.093	34.850	24.281	23.7	1	A	5:41.271	4:41.317	36.067	23.887	22.1	5:41.271
2	A	1:21.598	20.572	41.831	19.195	92.3	2	A	1:11.707	17.211	33.198	21.298	105.1	6:52.978
3	A	1:02.618	14.407	29.156	19.055	120.3	3	A	1:20.850	14.316	27.968	38.566	93.2	8:13.828
4	A	1:26.942	17.853	42.178	26.911	86.7	4	B	12:03.263	...	35.032	21.414	10.4	20:17.091
5	A	1:16.779	19.156	37.919	19.704	98.1	5	B	1:10.625	16.294	33.203	21.128	106.7	21:27.716
6	A	1:02.335	14.558	28.500	19.277	120.9	6	B	1:01.667	14.298	28.130	19.239	122.2	22:29.383
7	A	1:07.393	14.788	30.732	21.873	111.8	7	B	1:41.492	15.939	43.128	42.425	74.2	24:10.875
8	A	1:14.525	16.295	32.353	25.877	101.1	7 Jérôme D'AMBROSIO BEL DRAGON PENSKE EV-2							
9	B	9:57.008	8:32.995	40.658	43.355	12.6	1	A	1:58.113	1:00.490	34.683	22.940	63.8	1:58.113
10	B	5:52.265	4:57.290	33.763	21.212	21.4	2	A	1:16.862	18.122	33.680	25.060	98.0	3:14.975
11	B	1:02.415	14.761	28.354	19.300	120.7	3	A	1:01.794	14.581	28.181	19.032	121.9	4:16.769
4 Edoardo MORTARA CHE Venturi Formula E Team Venturi VM200-FE-03														
1	A	1:39.436	40.058	33.858	25.520	75.8								
2	A	1:06.328	15.773	30.563	19.992	113.6								



FIA FORMULA E
CHAMPIONSHIP
2017-18

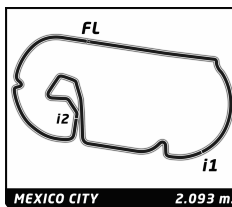


ABB FIA Formula E Championship

Round 5 - Mexico City ePrix

Non Qualifying Practice 2

Analysis

Official Timekeeper

Lap	Time	Sector 1	Sector 2	Sector 3	Kph	Elapsed	Lap	Time	Sector 1	Sector 2	Sector 3	Kph	Elapsed
4	A 1:16.114 B	16.389	32.475	27.250	99.0	5:32.883	5	A 1:02.544	14.871	28.354	19.319	120.5	6:38.692
5	B 7:57.367	7:02.357	33.022	21.988	15.8	13:30.250	6	A 1:14.061	17.948	33.296	22.817	101.7	7:52.753
6	B 1:02.472	14.888	28.348	19.236	120.6	14:32.722	7	A 1:02.441	14.733	28.392	19.316	120.7	8:55.194
7	B 1:10.138	14.912	32.066	23.160	107.4	15:42.860	8	A 1:14.400	18.334	34.593	21.473	101.3	10:09.594
8	B 1:33.779	42.192	31.337	20.250	80.3	17:16.639	9	A 1:02.372	14.668	28.402	19.302	120.8	11:11.966
9	B 1:12.064 B	15.034	30.884	26.146	104.6	18:28.703	10	A 1:10.245 B	15.033	29.539	25.673	107.3	12:22.211
10	A 10:59.885	...	32.063	24.540	11.4	29:28.588	11	B 17:09.470	...	33.440	27.355	7.3	29:31.681
11	A 1:01.793	14.637	28.140	19.016	121.9	30:30.381	12	B 1:02.019	14.786	28.392	18.841	121.5	30:33.700

8 Nicolas PROST

FRA Renault e.dams Renault Z.E. 17

1	A 1:33.341	34.569	38.069	20.703	80.7	1:33.341
2	A 1:09.527	16.077	31.731	21.719	108.4	2:42.868
3	A 1:02.287	14.541	28.298	19.448	121.0	3:45.155
4	A 1:16.796 B	16.406	32.095	28.295	98.1	5:01.951
5	A 4:44.957	3:55.018	29.941	19.998	26.4	9:46.908
6	A 1:05.240	15.889	29.398	19.953	115.5	10:52.148
7	A 1:04.542	15.675	28.973	19.894	116.7	11:56.690
8	A 1:04.156	15.535	28.883	19.738	117.4	13:00.846
9	A 1:04.603	15.573	29.267	19.763	116.6	14:05.449
10	A 1:03.892	15.610	28.706	19.576	117.9	15:09.341
11	A 1:04.221	15.514	28.963	19.744	117.3	16:13.562
12	A 1:04.973	15.924	29.180	19.869	116.0	17:18.535
13	A 1:14.604	15.607	36.534	22.463	101.0	18:33.139
14	A 1:03.093	14.935	28.596	19.562	119.4	19:36.232
15	A 1:17.608	18.459	35.625	23.524	97.1	20:53.840
16	A 1:10.213 B	14.795	28.739	26.679	107.3	22:04.053
17	B 7:14.787	6:17.434	34.771	22.582	17.3	29:18.840
18	B 1:01.975	14.534	28.543	18.898	121.6	30:20.815

9 Sébastien BUEMI

CHE Renault e.dams Renault Z.E. 17

1	B 1:13.694	18.034	33.987	21.673	102.2	1:13.694
2	B 1:10.949	16.873	32.846	21.230	106.2	2:24.643
3	B 1:01.896	14.516	28.286	19.094	121.7	3:26.539
4	B 1:25.232 B	19.041	37.623	28.568	88.4	4:51.771
5	A 4:46.335	3:53.977	32.115	20.243	26.3	9:38.106
6	A 1:04.969	15.551	29.307	20.111	116.0	10:43.075
7	A 1:03.827	15.248	28.952	19.627	118.1	11:46.902
8	A 1:03.624	15.091	28.811	19.722	118.4	12:50.526
9	A 1:04.213	15.152	29.209	19.852	117.3	13:54.739
10	A 1:03.573	15.111	28.770	19.692	118.5	14:58.312
11	A 1:04.076	15.157	29.095	19.824	117.6	16:02.388
12	A 1:06.115	16.777	29.668	19.670	114.0	17:08.503
13	A 1:03.715	15.171	28.819	19.725	118.3	18:12.218
14	A 1:17.709	18.616	37.430	21.663	97.0	19:29.927
15	A 1:02.900	14.718	28.695	19.487	119.8	20:32.827
16	A 1:22.453 B	25.352	32.249	24.852	91.4	21:55.280
17	B 7:19.837	6:25.307	33.059	21.471	17.1	29:15.117
18	B 1:01.643	14.222	28.207	19.214	122.2	30:16.760

16 Oliver TURVEY

GBR NIO Formula E Team NextEV NIO Sport 003

1	A 1:59.603	1:04.161	34.065	21.377	63.0	1:59.603
2	A 1:16.704	18.403	33.694	24.607	98.2	3:16.307
3	A 1:01.821	14.549	28.106	19.166	121.9	4:18.128
4	A 1:18.020	17.714	35.885	24.421	96.6	5:36.148

18 André LOTTERER

DEU TECHEETAH Renault Z.E. 17

1	B 1:23.519	23.922	36.506	23.091	90.2	1:23.519
2	B 1:13.765	18.016	32.270	23.479	102.1	2:37.284
3	B 1:01.918	14.533	28.233	19.152	121.7	3:39.202
4	B 1:10.462 B	15.615	30.046	24.801	106.9	4:49.664
5	B 3:34.609	2:41.259	32.604	20.746	35.1	8:24.273
6	B 1:03.843	15.113	29.049	19.681	118.0	9:28.116
7	B 1:04.216	15.144	29.122	19.950	117.3	10:32.332
8	B 1:26.814	15.249	42.095	29.470	86.8	11:59.146
9	B 1:03.034	14.832	28.723	19.479	119.5	13:02.180
10	B 1:04.252	14.915	29.217	20.120	117.3	14:06.432
11	B 1:31.306	15.076	48.849	27.381	82.5	15:37.738
12	B 1:03.397	14.767	28.677	19.953	118.9	16:41.135
13	B 1:08.451 B	15.308	28.991	24.152	110.1	17:49.586
14	A 11:49.805	...	37.764	22.534	10.6	29:39.391
15	A 1:02.964	14.595	28.590	19.779	119.7	30:42.355

19 Felix ROSENQVIST

SWE Mahindra Racing Mahindra M4Electro

1	A 1:20.403	19.351	34.019	27.033	93.7	1:20.403
2	A 1:14.027	15.683	35.013	23.331	101.8	2:34.430
3	A 1:01.442	14.277	28.092	19.073	122.6	3:35.872
4	A 1:02.496	14.441	28.434	19.621	120.6	4:38.368
5	A 1:16.439	18.510	36.435	21.494	98.6	5:54.807
6	A 1:03.937	15.260	28.958	19.719	117.8	6:58.744
7	A 1:15.601 B	15.340	31.649	28.612	99.7	8:14.345
8	B 4:13.179	3:17.053	34.882	21.244	29.8	12:27.524
9	B 1:08.074	17.078	30.333	20.663	110.7	13:35.598
10	B 1:01.982	14.316	28.571	19.095	121.6	14:37.580
11	B 1:12.658	15.678	34.911	22.069	103.7	15:50.238
12	B 1:14.625	15.371	36.774	22.480	101.0	17:04.863
13	B 1:02.974	15.256	28.385	19.333	119.6	18:07.837
14	B 1:02.838	14.634	28.704	19.500	119.9	19:10.675
15	B 1:18.011 B	14.777	33.506	29.728	96.6	20:28.686
16	B 3:22.614 B	1:59.006	42.058	41.550	37.2	23:51.300
17	B 5:50.984	4:51.042	35.592	24.350	21.5	29:42.284
18	B 1:04.270	15.105	28.663	20.502	117.2	30:46.554

20 Mitch EVANS

NZL Panasonic Jaguar Racing Jaguar I-Type II

1	A 1:45.946	39.404	40.530	26.012	71.1	1:45.946
2	A 1:25.930	20.267	42.792	22.871	87.7	3:11.876
3	A 1:01.506	14.542	28.082	18.882	122.5	4:13.382
4	A 1:08.154	16.756	31.607	19.791	110.6	5:21.536
5	A 1:05.047	15.568	29.855	19.624	115.8	6:26.583
6	A 1:04.223	15.352	29.401	19.470	117.3	7:30.806
7	A 1:05.653	15.943	30.029	19.681	114.8	8:36.459



FIA FORMULA E
CHAMPIONSHIP
2017-18

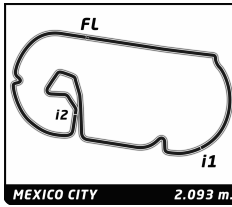


ABB FIA Formula E Championship

Round 5 - Mexico City ePrix

Non Qualifying Practice 2

Analysis

Official Timekeeper TAG Heuer

Lap	Time	Sector 1	Sector 2	Sector 3	Kph	Elapsed
8 A	1:04.371	15.318	29.481	19.572	117.1	9:40.830
9 A	1:20.480	17.794	41.590	21.096	93.6	11:01.310
10 A	1:02.539	14.778	28.437	19.324	120.5	12:03.849
11 A	1:15.341 B	17.114	31.366	26.861	100.0	13:19.190
12 B	1:30.615 B	9:52.470	55.549	42.596	10.9	24:49.805
13 B	4:53.678	3:54.408	35.210	24.060	25.7	29:43.483
14 B	1:02.147	14.757	28.242	19.148	121.2	30:45.630

23 Nick HEIDFELD		DEU				
Mahindra Racing		Mahindra M4Electro				
1 A	4:52.729	3:58.146	32.230	22.353	25.7	4:52.729
2 A	1:14.439	15.064	36.630	22.745	101.2	6:07.168
3 A	1:01.531	14.417	28.079	19.035	122.5	7:08.699
4 A	1:23.087	17.838	40.790	24.459	90.7	8:31.786
5 A	1:04.048	15.430	28.971	19.647	117.6	9:35.834
6 A	1:14.881 B	15.995	34.014	24.872	100.6	10:50.715
7 B	9:37.277	8:42.296	32.729	22.252	13.1	20:27.992
8 B	1:09.124	15.310	33.076	20.738	109.0	21:37.116
9 B	1:05.526	14.567	31.498	19.461	115.0	22:42.642
10 B	1:55.910 B	19.138	54.787	41.985	65.0	24:38.552
11 B	6:13.387	5:24.689	29.127	19.571	20.2	30:51.939

25 Jean-Eric VERGNE		FRA				
TECHEETAH		Renault Z.E. 17				
1 A	1:52.257	55.329	35.154	21.774	67.1	1:52.257
2 A	1:16.678	16.918	37.309	22.451	98.3	3:08.935
3 A	1:02.389	14.546	28.660	19.183	120.8	4:11.324
4 A	1:20.491	18.077	40.185	22.229	93.6	5:31.815
5 A	1:03.183	15.144	28.483	19.556	119.3	6:34.998
6 A	1:03.641	15.226	28.640	19.775	118.4	7:38.639
7 A	1:20.309	15.250	33.271	31.788	93.8	8:58.948
8 A	1:07.054	14.956	31.119	20.979	112.4	10:06.002
9 A	1:02.921	14.842	28.532	19.547	119.8	11:08.923
10 A	1:23.908 B	15.903	37.540	30.465	89.8	12:32.831
11 B	8:34.384	7:29.974	39.921	24.489	14.6	21:07.215
12 B	1:12.389	17.867	33.793	20.729	104.1	22:19.604
13 B	1:30.695 B	14.358	34.837	41.500	83.1	23:50.299

27 Tom BLOMQVIST		GBR				
Andretti Formula E		Andretti ATEC-03				
1 A	1:31.936	28.933	38.780	24.223	82.0	1:31.936
2 A	1:20.044	19.089	38.438	22.517	94.1	2:51.980
3 A	1:02.138	14.727	28.277	19.134	121.3	3:54.118
4 A	1:17.004	17.830	36.840	22.334	97.8	5:11.122
5 A	1:03.004	14.932	28.654	19.418	119.6	6:14.126
6 A	1:21.593	19.150	36.382	26.061	92.3	7:35.719
7 A	1:03.318	14.793	28.725	19.800	119.0	8:39.037
8 A	1:05.985	16.029	30.046	19.910	114.2	9:45.022
9 A	1:05.262	15.789	29.651	19.822	115.5	10:50.284
10 A	1:05.005	15.838	29.338	19.829	115.9	11:55.289
11 A	1:05.013	15.773	29.471	19.769	115.9	13:00.302
12 A	1:08.700 B	15.654	29.319	23.727	109.7	14:09.002
13 B	7:57.573	6:53.356	39.628	24.589	15.8	22:06.575
14 B	1:30.487 B	18.905	34.562	37.020	83.3	23:37.062
15 B	6:10.523	5:09.979	36.145	24.399	20.3	29:47.585
16 B	1:05.090	15.971	29.275	19.844	115.8	30:52.675

200KW Personal Best Session Best B Crossing the finish line in pit lane

28 Antonio Felix DA COSTA		PRT				
Andretti Formula E		Andretti ATEC-03				
1 A	1:35.964	32.664	38.898	24.402	78.5	1:35.964
2 A	1:18.551	18.364	37.392	22.795	95.9	2:54.515
3 A	1:02.078	14.542	28.413	19.123	121.4	3:56.593
4 A	1:11.926 B	15.670	30.066	26.190	104.8	5:08.519
5 A	5:26.510	4:26.399	36.629	23.482	23.1	10:35.029
6 A	1:02.581	14.976	28.320	19.285	120.4	11:37.610
7 A	1:28.618	22.649	44.112	21.857	85.0	13:06.228
8 A	1:02.630	14.850	28.432	19.348	120.3	14:08.858
9 A	1:25.770	19.791	42.913	23.066	87.8	15:34.628
10 A	1:02.671	14.854	28.438	19.379	120.2	16:37.299
11 A	1:09.250 B	15.772	29.452	24.026	108.8	17:46.549
12 B	4:09.023	3:08.980	37.003	23.040	30.3	21:55.572
13 B	1:36.803 B	18.307	36.807	41.689	77.8	23:32.375
14 B	5:51.641	4:57.602	33.087	20.952	21.4	29:24.016
15 B	1:01.595	14.472	28.099	19.024	122.3	30:25.611

36 Alex LYNN		GBR				
DS Virgin Racing		DS Virgin DSV-03				
1 B	1:49.502	52.718	35.435	21.349	68.8	1:49.502
2 B	1:15.038	17.626	34.291	23.121	100.4	3:04.540
3 B	1:01.581	14.464	28.009	19.108	122.4	4:06.121
4 B	1:20.789	16.450	41.322	23.017	93.3	5:26.910
5 B	1:02.757	14.676	28.693	19.388	120.1	6:29.667
6 B	1:20.081	18.076	39.862	22.143	94.1	7:49.748
7 B	1:02.426	14.672	28.375	19.379	120.7	8:52.174
8 B	1:12.235 B	16.360	31.112	24.763	104.3	10:04.409
9 A	10:56.417	9:58.442	35.985	21.990	11.5	21:00.826
10 A	1:11.508	17.676	33.792	20.040	105.4	22:12.334

66 Daniel ABT		DEU				
Audi Sport ABT Schaeffler		Audi e-tron FE04				
1 B	1:14.254	18.593	33.858	21.803	101.5	1:14.254
2 B	1:16.053	18.566	34.349	23.138	99.1	2:30.307
3 B	1:01.602	14.403	28.281	18.918	122.3	3:31.909
4 B	1:10.348 B	15.052	30.602	24.694	107.1	4:42.257
5 A	4:37.730	3:38.405	35.697	23.628	27.1	9:19.987
6 A	1:11.314	17.232	32.783	21.299	105.7	10:31.301
7 A	1:02.369	14.741	28.299	19.329	120.8	11:33.670
8 A	1:05.303	14.702	30.168	20.433	115.4	12:38.973
9 A	1:02.382	14.621	28.378	19.383	120.8	13:41.355
10 A	1:08.239	14.602	30.296	23.341	110.4	14:49.594
11 A	1:19.373	14.642	36.567	28.164	94.9	16:08.967
12 A	1:07.885 B	14.665	28.654	24.566	111.0	17:16.852
13 B	12:05.483	...	34.651	22.778	10.4	29:22.335
14 B	1:32.871	43.742	29.386	19.743	81.1	30:55.206

68 Luca FILIPPI		ITA				
NIO Formula E Team		NextEV NIO Sport 003				
1 A	1:55.515	48.330	40.790	26.395	65.2	1:55.515
2 A	1:25.726	19.179	40.663	25.884	87.9	3:21.241
3 A	1:02.153	14.559	28.459	19.135	121.2	4:23.394
4 A	1:14.891	16.746	35.849	22.296	100.6	5:38.285
5 A	1:02.603	14.730	28.643	19.230	120.4	6:40.888
6 A	1:06.442	14.790	29.815	21.837	113.4	7:47.330



FIA FORMULA E
CHAMPIONSHIP
2017-18

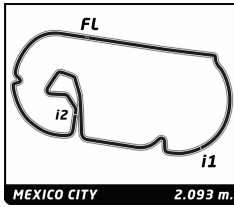


ABB FIA Formula E Championship

Round 5 - Mexico City ePrix

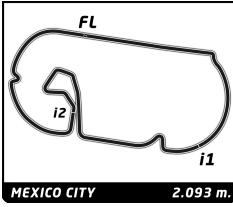
Non Qualifying Practice 2

Analysis

Official Timekeeper TAG Heuer

■ 200KW
 ■ Personal Best
 ■ Session Best
 B Crossing the finish line in pit lane

Lap		Time	Sector 1	Sector 2	Sector 3	Kph	Elapsed	Lap	Time	Sector 1	Sector 2	Sector 3	Kph	Elapsed
7	A	1:27.106	14.656	42.452	29.998	86.5	9:14.436							
8	A	1:02.715	14.664	28.690	19.361	120.1	10:17.151							
9	A	1:26.859	15.432	47.028	24.399	86.7	11:44.010							
10	A	1:02.990	14.936	28.542	19.512	119.6	12:47.000							
11	A	1:02.815	14.764	28.416	19.635	120.0	13:49.815							
12	A	1:19.583 B	15.221	37.752	26.610	94.7	15:09.398							
13	B	7:40.022	6:30.902	42.144	26.976	16.4	22:49.420							
14	B	2:11.631 B	32.025	57.357	42.249	57.2	25:01.051							
15	B	4:53.637	3:45.420	42.325	25.892	25.7	29:54.688							
16	B	1:02.180	14.357	28.754	19.069	121.2	30:56.868							

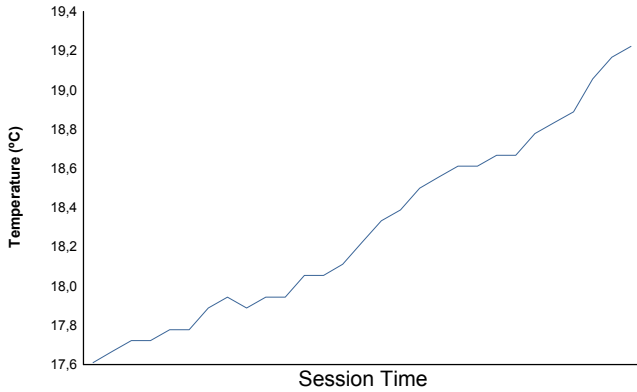


Round 5 - Mexico City ePrix
 ABB FIA Formula E Championship
 Non Qualifying Practice 2

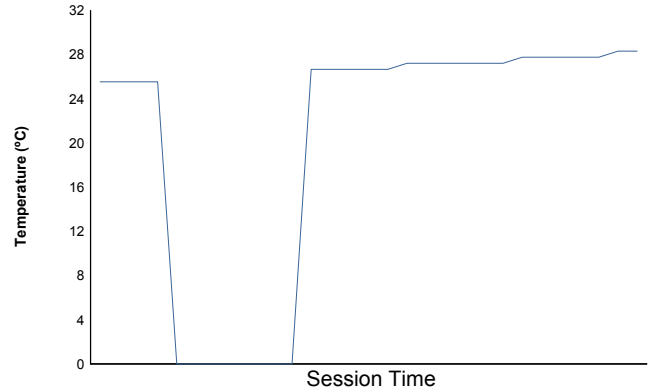
Weather Report

Official Timekeeper 

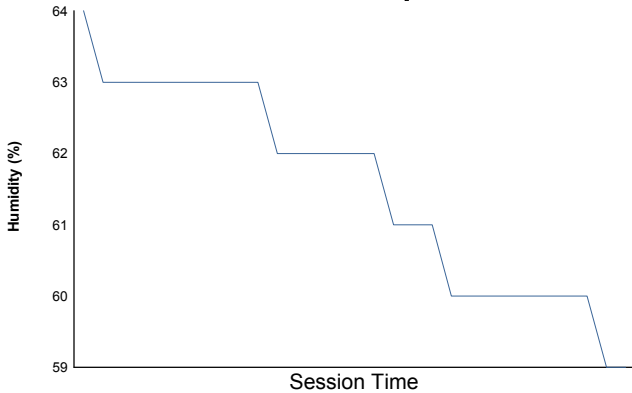
Air Temperature



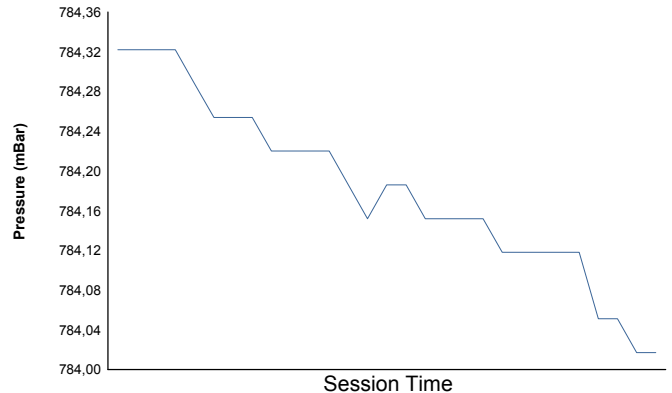
Track Temperature



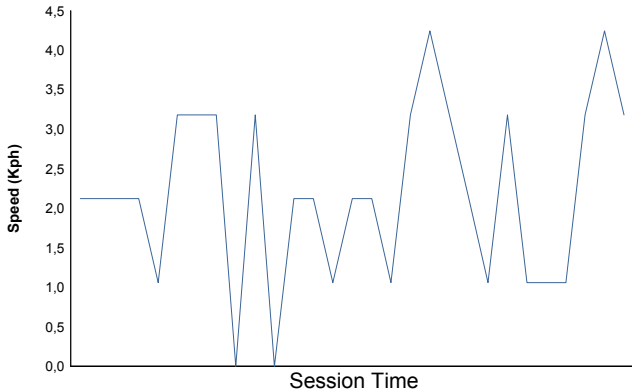
Humidity



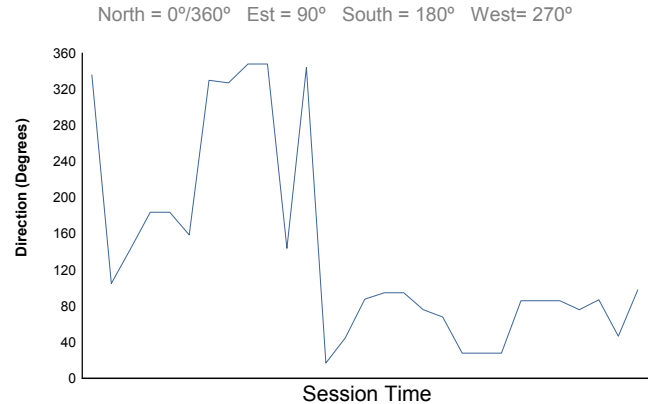
Pressure



Wind Speed



Wind direction



Track Status: **DRY**



Doc No.

Date:

Posted at:

ABB FIA FORMULA E CHAMPIONSHIP

Round 5 - Mexico City ePrix - Qualifying Group 1

CLASSIFICATION

Official Timekeeper: TAG Heuer

POS	NO	DRIVER	NAT	TEAM	CAR	TIME	LAP	TOTAL	GAP	KPH
1	1	Lucas DI GRASSI	BRA	Audi Sport ABT Schaeffler	Audi e-tron FE04	1:02.079	3	3	-	121.4
2	5	Maro ENGEL	DEU	Venturi Formula E Team	Venturi VM200-FE-03	1:02.091	3	3	+0.012	121.4
3	7	Jérôme D'AMBROSIO	BEL	DRAGON	PENSKE EV-2	1:02.360	3	3	+0.281	120.8
4	27	Tom BLOMQUIST	GBR	Andretti Formula E	Andretti ATEC-03	1:02.443	3	3	+0.364	120.7
5	68	Luca FILIPPI	ITA	NIO Formula E Team	NextEV NIO Sport 003	1:02.508	3	3	+0.429	120.5

FASTEST LAP

1	L. DI GRASSI	BRA	Audi Sport ABT Schaeffler	Audi e-tron FE04	1:02.079 on Lap 3	121.4 Kph
---	--------------	-----	---------------------------	------------------	-------------------	-----------

Race Director:

Timekeeper

Series Partners:



No part of these results/data may be reproduced, stored in a retrieval system or transmitted in any form or by any means electronic, mechanical, photocopying, recording, broadcasting or otherwise without prior permission of the copyright holder except for reproduction in local/national/international daily press and regular printed publications on sale to the public within 90 days of the event to which the results/data relate and provided that the copyright symbol appears together with the name of the copyright holder.

The FÉDÉRATION INTERNATIONALE DE L'AUTOMOBILE logo, FÉDÉRATION INTERNATIONALE DE L'AUTOMOBILE, FIA logo, FIA, FIA FORMULA-E CHAMPIONSHIP, FIA FORMULA-E CHAMPIONSHIP logo and related marks are protected trademarks of the Fédération Internationale de l'Automobile (FIA), Chemin de Blandonnet 2, 1214 Vernier, Switzerland.

©2017, Fédération Internationale de l'Automobile (FIA)



FIA FORMULA E
CHAMPIONSHIP
2017-18

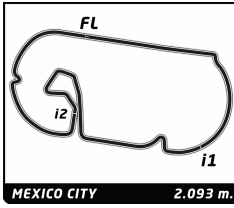


ABB FIA Formula E Championship

Round 5 - Mexico City ePrix

Qualifying Group 1

Best Sector Times

Official Timekeeper TAG Heuer

SECTOR 1			SECTOR 2		SECTOR 3		Pos	Driver	Ideal Lap	Best Lap	
Pos	Driver	Time	Driver	Time	Driver	Time					
1	1 L.DI GRASSI	14.346	5 M.ENGEL	28.518	7 J.D'AMBROSIO	19.094	1	1 L.DI GRASSI	1:02.079	1:02.079	(1)
2	68 L.FILIPPI	14.395	1 L.DI GRASSI	28.605	1 L.DI GRASSI	19.128	2	5 M.ENGEL	1:02.091	1:02.091	(2)
3	5 M.ENGEL	14.444	68 L.FILIPPI	28.610	5 M.ENGEL	19.129	3	7 J.D'AMBROSIO	1:02.360	1:02.360	(3)
4	27 T.BLOMQVIST	14.506	7 J.D'AMBROSIO	28.651	27 T.BLOMQVIST	19.194	4	27 T.BLOMQVIST	1:02.443	1:02.443	(4)
5	7 J.D'AMBROSIO	14.615	27 T.BLOMQVIST	28.743	68 L.FILIPPI	19.503	5	68 L.FILIPPI	1:02.508	1:02.508	(5)

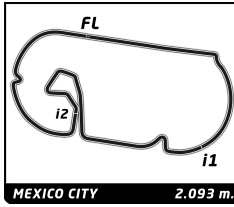


ABB FIA Formula E Championship

Round 5 - Mexico City ePrix

Qualifying Group 1

Fastest Lap Sequence

Official Timekeeper TAG Heuer

Practice Time	Driver	Team	Car	Time	Kph	Lap
5:24.129	27 Tom BLOMQVIST	Andretti Formula E	Andretti ATEC-03	1:20.911	93.1	2
5:32.218	68 Luca FILIPPI	NIO Formula E Team	NextEV NIO Sport 003	1:13.731	102.2	2
6:26.572	27 Tom BLOMQVIST	Andretti Formula E	Andretti ATEC-03	1:02.443	120.7	3
6:40.122	7 Jérôme D'AMBROSIO	DRAGON	PENSKE EV-2	1:02.360	120.8	3
6:45.006	1 Lucas DI GRASSI	Audi Sport ABT Schaeffler	Audi e-tron FE04	1:02.079	121.4	3



FIA FORMULA E
CHAMPIONSHIP
2017-18

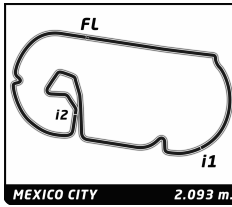


ABB FIA Formula E Championship

Round 5 - Mexico City ePrix

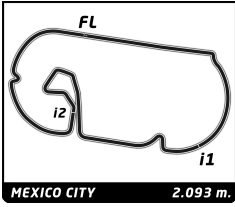
Qualifying Group 1

Analysis

Official Timekeeper TAG Heuer

200KW Personal Best Session Best B Crossing the finish line in pit lane

Lap	Time	Sector 1	Sector 2	Sector 3	Kph	Elapsed	Lap	Time	Sector 1	Sector 2	Sector 3	Kph	Elapsed	
1	Lucas DI GRASSI BRA Audi Sport ABT Schaeffler Audi e-tron FE04													
1	A 4:20.760	3:20.172	36.214	24.374	28.9	4:20.760								
2	A 1:22.167	18.640	37.721	25.806	91.7	5:42.927								
3	A 1:02.079	14.346	28.605	19.128	121.4	6:45.006								
5	Maro ENGEL DEU Venturi Formula E Team Venturi VM200-FE-03													
1	A 4:32.640	3:36.488	34.156	21.996	27.6	4:32.640								
2	A 1:14.463	17.073	36.156	21.234	101.2	5:47.103								
3	A 1:02.091	14.444	28.518	19.129	121.4	6:49.194								
7	Jérôme D'AMBROSIO BEL DRAGON PENSKE EV-2													
1	A 4:22.563	3:21.621	36.389	24.553	28.7	4:22.563								
2	A 1:15.199	18.669	34.359	22.171	100.2	5:37.762								
3	A 1:02.360	14.615	28.651	19.094	120.8	6:40.122								
27	Tom BLOMQVIST GBR Andretti Formula E Andretti ATEC-03													
1	B 4:03.218	2:59.061	39.250	24.907	31.0	4:03.218								
2	B 1:20.911	19.470	38.229	23.212	93.1	5:24.129								
3	B 1:02.443	14.506	28.743	19.194	120.7	6:26.572								
68	Luca FILIPPI ITA NIO Formula E Team NextEV NIO Sport 003													
1	A 4:18.487	3:19.517	35.654	23.316	29.1	4:18.487								
2	A 1:13.731	18.818	34.947	19.966	102.2	5:32.218								
3	A 1:02.508	14.395	28.610	19.503	120.5	6:34.726								

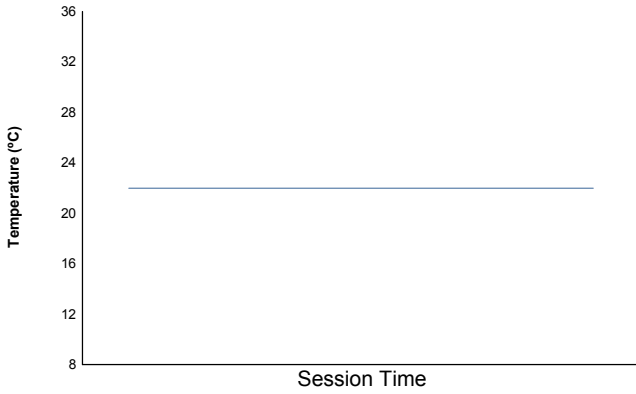


Round 5 - Mexico City ePrix
 ABB FIA Formula E Championship
 Qualifying Group 1

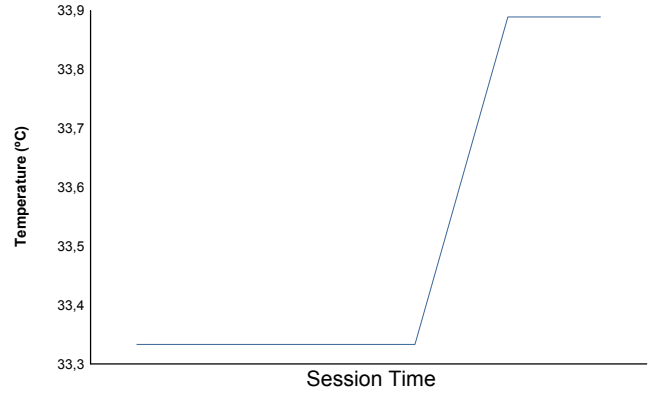
Weather Report

Official Timekeeper 

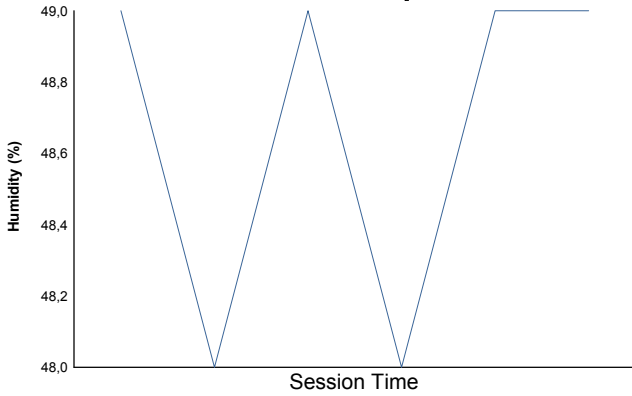
Air Temperature



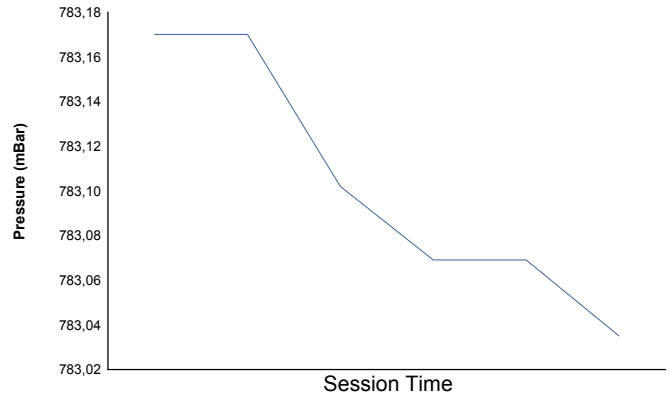
Track Temperature



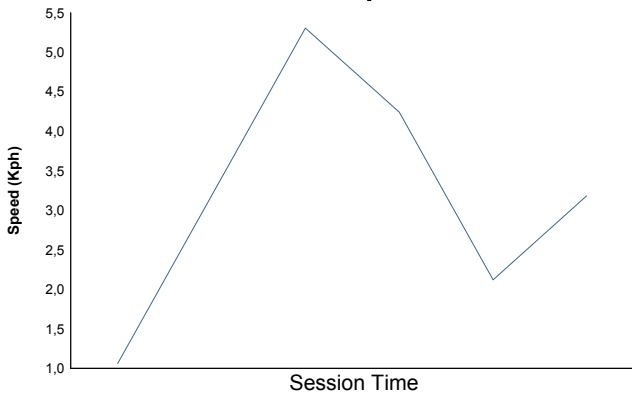
Humidity



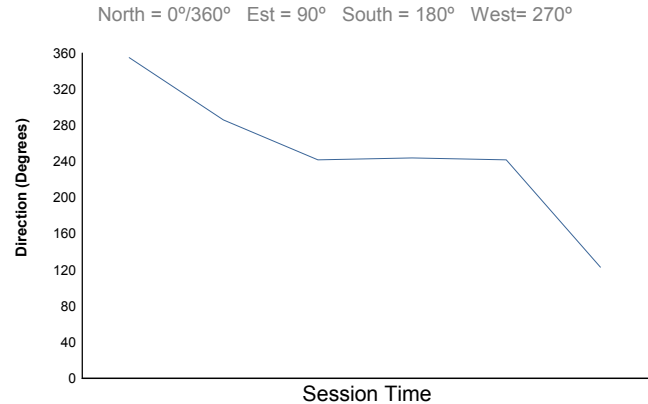
Pressure



Wind Speed



Wind direction



Track Status: **DRY**



Doc No.

Date:

Posted at:

ABB FIA FORMULA E CHAMPIONSHIP

Round 5 - Mexico City ePrix - Qualifying Group 2

CLASSIFICATION

Official Timekeeper: TAG Heuer

POS	NO	DRIVER	NAT	TEAM	CAR	TIME	LAP	TOTAL	GAP	KPH
1	9	Sébastien BUEMI	CHE	Renault e.dams	Renault Z.E. 17	1:01.668	3	3	-	122.2
2	19	Felix ROSENQVIST	SWE	Mahindra Racing	Mahindra M4Electro	1:01.676	3	4	+0.008	122.2
3	25	Jean-Eric VERGNE	FRA	TECHEETAH	Renault Z.E. 17	1:01.962	3	3	+0.294	121.6
4	3	Nelson PIQUET	BRA	Panasonic Jaguar Racing	Jaguar I-Type II	1:01.964	3	3	+0.296	121.6
5	2	Sam BIRD	GBR	DS Virgin Racing	DS Virgin DSV-03	1:02.007	3	3	+0.339	121.5

FASTEST LAP

9	S. BUEMI	CHE	Renault e.dams	Renault Z.E. 17	1:01.668 on Lap 3	122.2 Kph
---	----------	-----	----------------	-----------------	-------------------	-----------

Race Director:

Timekeeper

Series Partners:

Title Partner Global Partner Official Partners



No part of these results/data may be reproduced, stored in a retrieval system or transmitted in any form or by any means electronic, mechanical, photocopying, recording, broadcasting or otherwise without prior permission of the copyright holder except for reproduction in local/national/international daily press and regular printed publications on sale to the public within 90 days of the event to which the results/data relate and provided that the copyright symbol appears together with the name of the copyright holder.

The FÉDÉRATION INTERNATIONALE DE L'AUTOMOBILE logo, FÉDÉRATION INTERNATIONALE DE L'AUTOMOBILE, FIA logo, FIA, FIA FORMULA-E CHAMPIONSHIP, FIA FORMULA-E CHAMPIONSHIP logo and related marks are protected trademarks of the Fédération Internationale de l'Automobile (FIA), Chemin de Blandonnet 2, 1214 Vernier, Switzerland.

©2017, Fédération Internationale de l'Automobile (FIA)



FIA FORMULA E
CHAMPIONSHIP
2017-18

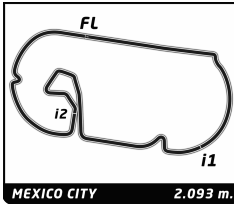


ABB FIA Formula E Championship

Round 5 - Mexico City ePrix

Qualifying Group 2

Best Sector Times

Official Timekeeper TAG Heuer

SECTOR 1			SECTOR 2		SECTOR 3		Pos	Driver	Ideal Lap	Best Lap	
Pos	Driver	Time	Driver	Time	Driver	Time					
1	9 S.BUEMI	14.271	25 J.VERGNE	28.215	19 F.ROSENQVIST	19.019	1	9 S.BUEMI	1:01.668	1:01.668	(1)
2	19 F.ROSENQVIST	14.355	2 S.BIRD	28.226	9 S.BUEMI	19.035	2	19 F.ROSENQVIST	1:01.676	1:01.676	(2)
3	3 N.PIQUET	14.420	19 F.ROSENQVIST	28.302	3 N.PIQUET	19.077	3	25 J.VERGNE	1:01.962	1:01.962	(3)
4	25 J.VERGNE	14.490	9 S.BUEMI	28.362	25 J.VERGNE	19.257	4	3 N.PIQUET	1:01.964	1:01.964	(4)
5	2 S.BIRD	14.507	3 N.PIQUET	28.467	2 S.BIRD	19.274	5	2 S.BIRD	1:02.007	1:02.007	(5)

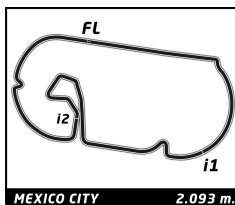


ABB FIA Formula E Championship

Round 5 - Mexico City ePrix

Qualifying Group 2

Fastest Lap Sequence

Official Timekeeper TAG Heuer

Practice Time	Driver	Team	Car	Time	Kph	Lap
3:07.555	19 Felix ROSENQVIST	Mahindra Racing	Mahindra M4Electro	1:12.938	103.3	2
4:09.231	19 Felix ROSENQVIST	Mahindra Racing	Mahindra M4Electro	1:01.676	122.2	3
6:46.356	9 Sébastien BUEMI	Renault e.dams	Renault Z.E. 17	1:01.668	122.2	3



FIA FORMULA E
CHAMPIONSHIP
2017-18

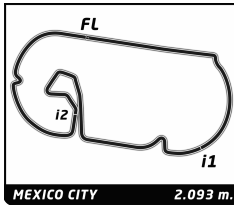


ABB FIA Formula E Championship

Round 5 - Mexico City ePrix

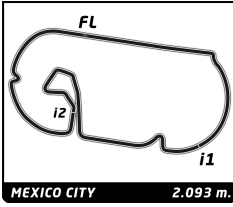
Qualifying Group 2

Analysis

Official Timekeeper TAG Heuer

200KW Personal Best Session Best B Crossing the finish line in pit lane

Lap	Time	Sector 1	Sector 2	Sector 3	Kph	Elapsed	Lap	Time	Sector 1	Sector 2	Sector 3	Kph	Elapsed
2	Sam BIRD GBR												
DS Virgin Racing						DS Virgin DSV-03							
1	A	4:12.588	3:10.748	36.379	25.461	29.8	4:12.588						
2	A	1:14.277	18.907	33.678	21.692	101.4	5:26.865						
3	A	1:02.007	14.507	28.226	19.274	121.5	6:28.872						
3	Nelson PIQUET BRA												
Panasonic Jaguar Racing						Jaguar I-Type II							
1	B	4:29.682	3:20.028	44.974	24.680	27.9	4:29.682						
2	B	1:18.995	19.239	39.179	20.577	95.4	5:48.677						
3	B	1:01.964	14.420	28.467	19.077	121.6	6:50.641						
9	Sébastien BUEMI CHE												
Renault e.dams						Renault Z.E. 17							
1	B	4:34.303	3:36.737	34.981	22.585	27.5	4:34.303						
2	B	1:10.385	16.114	33.003	21.268	107.1	5:44.688						
3	B	1:01.668	14.271	28.362	19.035	122.2	6:46.356						
19	Felix ROSENQVIST SWE												
Mahindra Racing						Mahindra M4Electro							
1	A	1:54.617	51.964	39.260	23.393	65.7	1:54.617						
2	A	1:12.938	19.033	33.555	20.350	103.3	3:07.555						
3	A	1:01.676	14.355	28.302	19.019	122.2	4:09.231						
4	A	1:31.425	15.841	32.006	43.578	82.4	5:40.656						
25	Jean-Eric VERGNE FRA												
TECHEETAH						Renault Z.E. 17							
1	B	3:58.962	2:57.646	37.585	23.731	31.5	3:58.962						
2	B	1:09.663	16.964	31.719	20.980	108.2	5:08.625						
3	B	1:01.962	14.490	28.215	19.257	121.6	6:10.587						



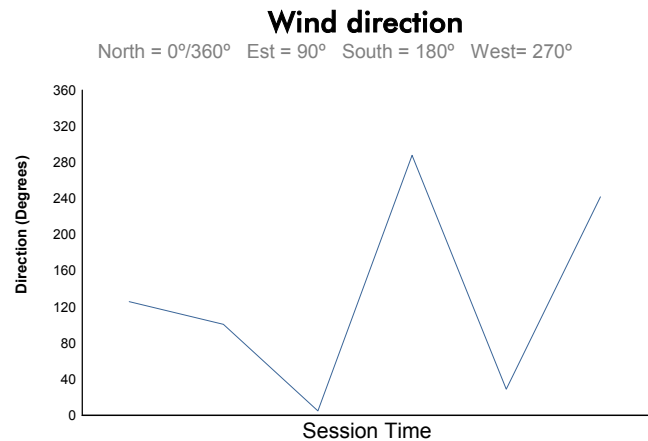
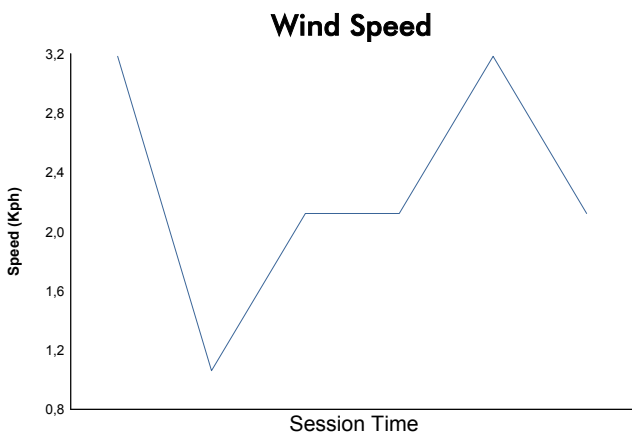
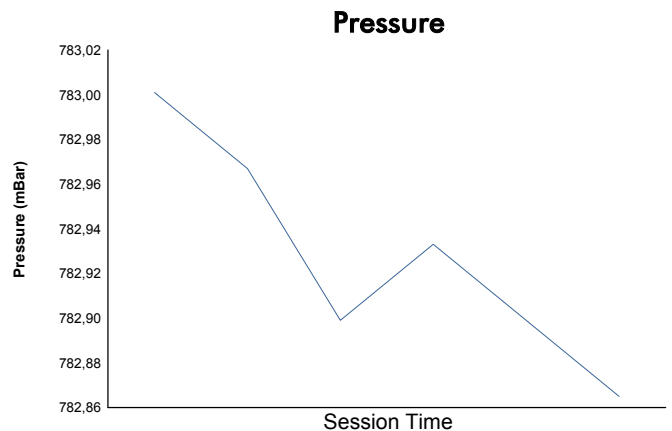
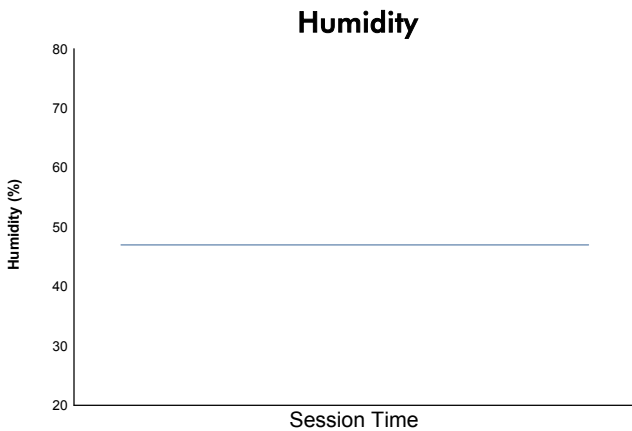
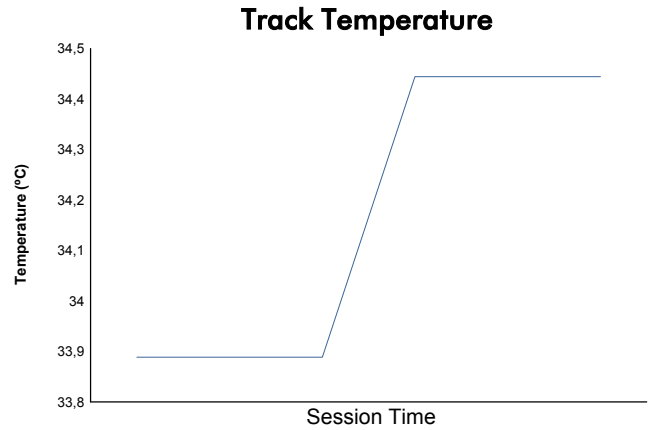
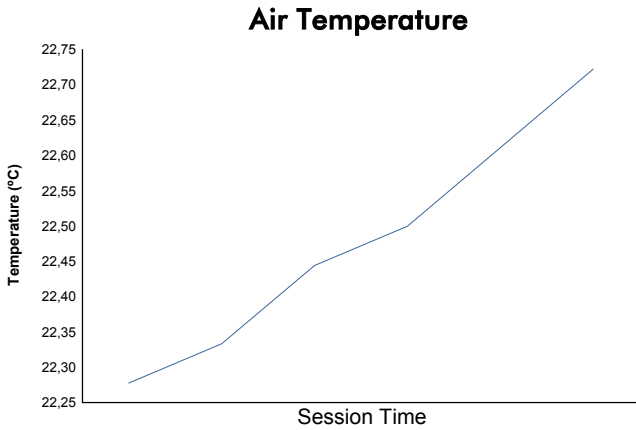
Round 5 - Mexico City ePrix

ABB FIA Formula E Championship

Qualifying Group 2

Weather Report

Official Timekeeper 



Track Status: **DRY**



Doc No.

Date:

Posted at:

ABB FIA FORMULA E CHAMPIONSHIP

Round 5 - Mexico City ePrix - Qualifying Group 3

CLASSIFICATION

Official Timekeeper: TAG Heuer

POS	NO	DRIVER	NAT	TEAM	CAR	TIME	LAP	TOTAL	GAP	KPH
1	28	Antonio Felix DA COSTA	PRT	Andretti Formula E	Andretti ATEC-03	1:01.772	3	4	-	122.0
2	16	Oliver TURVEY	GBR	NIO Formula E Team	NextEV NIO Sport 003	1:01.777	3	4	+0.005	122.0
3	36	Alex LYNN	GBR	DS Virgin Racing	DS Virgin DSV-03	1:01.830	3	4	+0.058	121.9
4	6	José Maria LOPEZ	ARG	DRAGON	PENSKA EV-2	1:02.264	3	4	+0.492	121.0
5	8	Nicolas PROST	FRA	Renault e.dams	Renault Z.E. 17	1:02.377	3	3	+0.605	120.8

FASTEST LAP

28	A. DA COSTA	PRT	Andretti Formula E	Andretti ATEC-03	1:01.772 on Lap 3	122.0 Kph
----	-------------	-----	--------------------	------------------	-------------------	-----------

Race Director:

Timekeeper

Series Partners:

Title Partner

Global Partner

Official Partners



No part of these results/data may be reproduced, stored in a retrieval system or transmitted in any form or by any means electronic, mechanical, photocopying, recording, broadcasting or otherwise without prior permission of the copyright holder except for reproduction in local/national/international daily press and regular printed publications on sale to the public within 90 days of the event to which the results/data relate and provided that the copyright symbol appears together with the name of the copyright holder.

The FÉDÉRATION INTERNATIONALE DE L'AUTOMOBILE logo, FÉDÉRATION INTERNATIONALE DE L'AUTOMOBILE, FIA logo, FIA, FIA FORMULA-E CHAMPIONSHIP, FIA FORMULA-E CHAMPIONSHIP logo and related marks are protected trademarks of the Fédération Internationale de l'Automobile (FIA), Chemin de Blandonnet 2, 1214 Vernier, Switzerland.

©2017, Fédération Internationale de l'Automobile (FIA)



FIA FORMULA E
CHAMPIONSHIP
2017-18

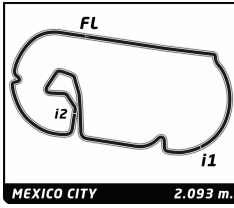


ABB FIA Formula E Championship

Round 5 - Mexico City ePrix

Qualifying Group 3

Best Sector Times

Official Timekeeper TAG Heuer

SECTOR 1			SECTOR 2		SECTOR 3		Pos	Driver	Ideal Lap	Best Lap	
Pos	Driver	Time	Driver	Time	Driver	Time					
1	16 O.TURVEY	14.326	28 A.DA COSTA	28.320	16 O.TURVEY	19.050	1	28 A.DA COSTA	1:01.772	1:01.772	(1)
2	36 A.LYNN	14.341	36 A.LYNN	28.329	28 A.DA COSTA	19.059	2	16 O.TURVEY	1:01.777	1:01.777	(2)
3	28 A.DA COSTA	14.393	16 O.TURVEY	28.401	36 A.LYNN	19.160	3	36 A.LYNN	1:01.830	1:01.830	(3)
4	8 N.PROST	14.416	6 J.LOPEZ	28.414	8 N.PROST	19.265	4	6 J.LOPEZ	1:02.264	1:02.264	(4)
5	6 J.LOPEZ	14.557	8 N.PROST	28.696	6 J.LOPEZ	19.293	5	8 N.PROST	1:02.377	1:02.377	(5)

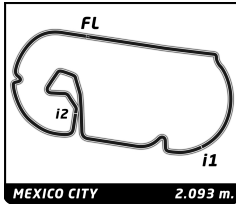


ABB FIA Formula E Championship

Round 5 - Mexico City ePrix

Qualifying Group 3

Fastest Lap Sequence

Official Timekeeper TAG Heuer

Practice Time	Driver	Team	Car	Time	Kph	Lap
2:36.823	36 Alex LYNN	DS Virgin Racing	DS Virgin DSV-03	1:12.005	104.6	2
3:38.653	36 Alex LYNN	DS Virgin Racing	DS Virgin DSV-03	1:01.830	121.9	3
3:48.980	28 Antonio Felix DA COSTA	Andretti Formula E	Andretti ATEC-03	1:01.772	122.0	3



FIA FORMULA E
CHAMPIONSHIP
2017-18

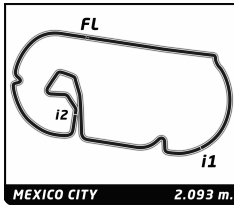


ABB FIA Formula E Championship

Round 5 - Mexico City ePrix

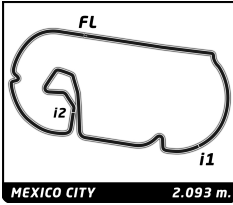
Qualifying Group 3

Analysis

Official Timekeeper TAG Heuer

200KW Personal Best Session Best Crossing the finish line in pit lane

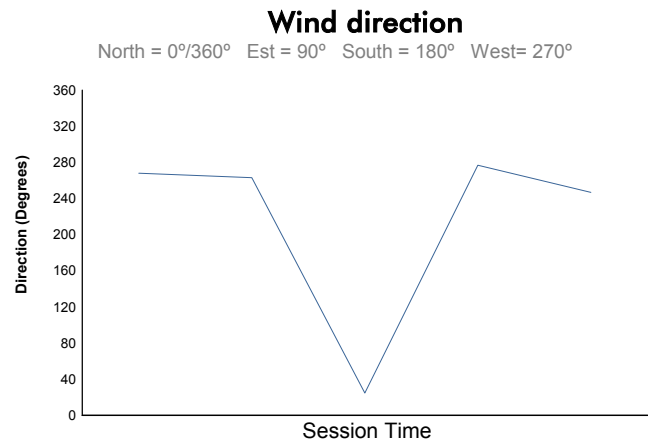
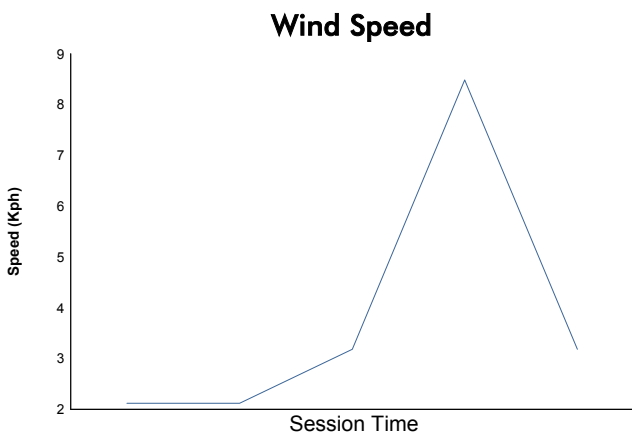
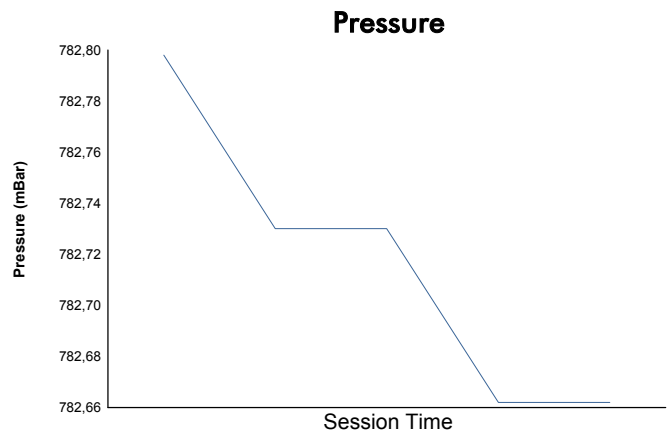
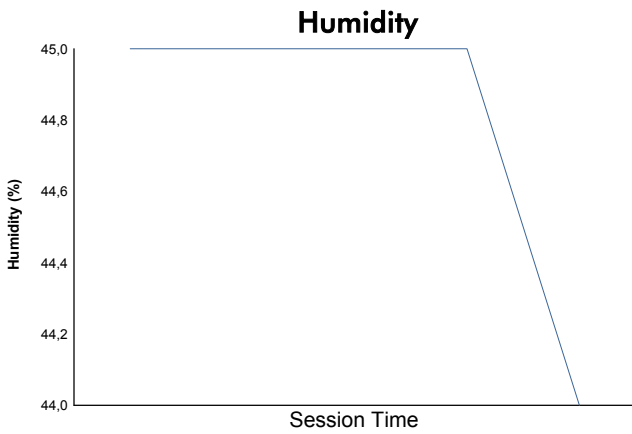
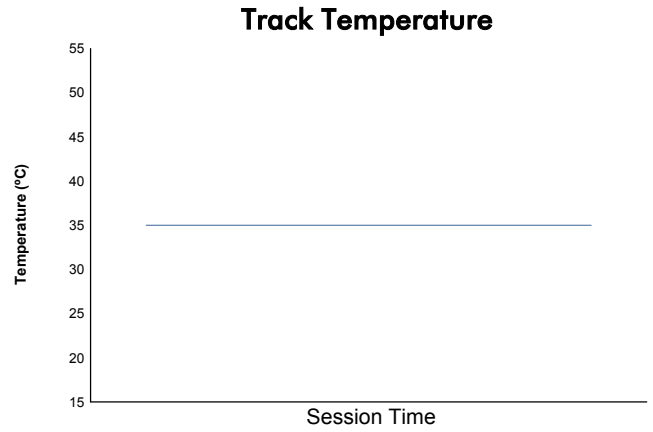
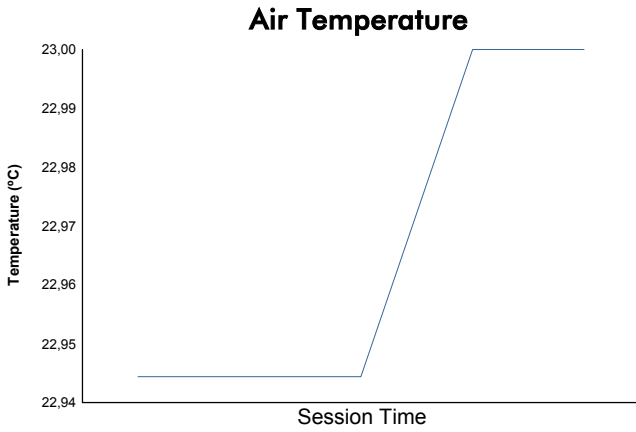
Lap	Time	Sector 1	Sector 2	Sector 3	Kph	Elapsed	Lap	Time	Sector 1	Sector 2	Sector 3	Kph	Elapsed
6 José Maria LOPEZ ARG DRAGON PENSKE EV-2													
1	A	2:03.094	1:03.297	37.266	22.531	61.2	2:03.094						
2	A	1:15.208	16.959	35.908	22.341	100.2	3:18.302						
3	A	1:02.264	14.557	28.414	19.293	121.0	4:20.566						
4	A	1:24.061	18.465	33.267	32.329	89.6	5:44.627						
8 Nicolas PROST FRA Renault e.dams Renault Z.E. 17													
1	B	2:09.713	1:11.391	36.501	21.821	58.1	2:09.713						
2	B	1:16.872	17.612	36.020	23.240	98.0	3:26.585						
3	B	1:02.377	14.416	28.696	19.265	120.8	4:28.962						
16 Oliver TURVEY GBR NIO Formula E Team NextEV NIO Sport 003													
1	B	1:50.658	54.255	34.088	22.315	68.1	1:50.658						
2	B	1:13.417	18.710	33.058	21.649	102.6	3:04.075						
3	B	1:01.777	14.326	28.401	19.050	122.0	4:05.852						
4	B	1:18.772	16.554	30.542	31.676	95.7	5:24.624						
28 Antonio Felix DA COSTA PRT Andretti Formula E Andretti ATEC-03													
1	B	1:33.135	31.722	38.073	23.340	80.9	1:33.135						
2	B	1:14.073	18.462	34.985	20.626	101.7	2:47.208						
3	B	1:01.772	14.393	28.320	19.059	122.0	3:48.980						
4	B	1:21.340	16.671	31.533	33.136	92.6	5:10.320						
36 Alex LYNN GBR DS Virgin Racing DS Virgin DSV-03													
1	B	1:24.818	26.763	35.735	22.320	88.8	1:24.818						
2	B	1:12.005	17.349	33.128	21.528	104.6	2:36.823						
3	B	1:01.830	14.341	28.329	19.160	121.9	3:38.653						
4	B	1:12.225	15.482	30.007	26.736	104.3	4:50.878						



Round 5 - Mexico City ePrix
 ABB FIA Formula E Championship
 Qualifying Group 3

Weather Report

Official Timekeeper 



Track Status: **DRY**



Doc No.

Date:

Posted at:

ABB FIA FORMULA E CHAMPIONSHIP

Round 5 - Mexico City ePrix - Qualifying Group 4

CLASSIFICATION

Official Timekeeper: TAG Heuer

POS	NO	DRIVER	NAT	TEAM	CAR	TIME	LAP	TOTAL	GAP	KPH
1	66	Daniel ABT	DEU	Audi Sport ABT Schaeffler	Audi e-tron FE04	1:01.885	3	4	-	- 121.8
2	23	Nick HEIDFELD	DEU	Mahindra Racing	Mahindra M4Electro	1:02.023	3	3	+0.138	+0.138 121.5
3	18	André LOTTERER	DEU	TECHEETAH	Renault Z.E. 17	1:02.057	3	3	+0.172	+0.034 121.4
4	20	Mitch EVANS	NZL	Panasonic Jaguar Racing	Jaguar I-Type II	1:02.135	3	4	+0.250	+0.078 121.3
5	4	Edoardo MORTARA	CHE	Venturi Formula E Team	Venturi VM200-FE-03	1:03.416	3	3	+1.531	+1.281 118.8

FASTEST LAP

66	D. ABT	DEU	Audi Sport ABT Schaeffler	Audi e-tron FE04	1:01.885 on Lap 3	121.8 Kph
----	--------	-----	---------------------------	------------------	-------------------	-----------

Race Director:

Timekeeper

Series Partners:

Title Partner Global Partner Official Partners



No part of these results/data may be reproduced, stored in a retrieval system or transmitted in any form or by any means electronic, mechanical, photocopying, recording, broadcasting or otherwise without prior permission of the copyright holder except for reproduction in local/national/international daily press and regular printed publications on sale to the public within 90 days of the event to which the results/data relate and provided that the copyright symbol appears together with the name of the copyright holder.

The FÉDÉRATION INTERNATIONALE DE L'AUTOMOBILE logo, FÉDÉRATION INTERNATIONALE DE L'AUTOMOBILE, FIA logo, FIA, FIA FORMULA-E CHAMPIONSHIP, FIA FORMULA-E CHAMPIONSHIP logo and related marks are protected trademarks of the Fédération Internationale de l'Automobile (FIA), Chemin de Blandonnet 2, 1214 Vernier, Switzerland.

©2017, Fédération Internationale de l'Automobile (FIA)



FIA FORMULA E
CHAMPIONSHIP
2017-18

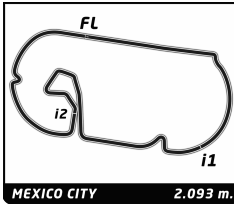


ABB FIA Formula E Championship
Round 5 - Mexico City ePrix
Qualifying Group 4

Best Sector Times

Official Timekeeper TAG Heuer

SECTOR 1			SECTOR 2		SECTOR 3		Pos	Driver	Ideal Lap	Best Lap	
Pos	Driver	Time	Driver	Time	Driver	Time					
1	18 A.LOTTERER	14.298	23 N.HEIDFELD	28.307	66 D.ABT	19.027	1	66 D.ABT	1:01.885	1:01.885	(1)
2	66 D.ABT	14.474	20 M.EVANS	28.342	20 M.EVANS	19.097	2	23 N.HEIDFELD	1:02.023	1:02.023	(2)
3	23 N.HEIDFELD	14.551	66 D.ABT	28.384	23 N.HEIDFELD	19.165	3	18 A.LOTTERER	1:02.057	1:02.057	(3)
4	20 M.EVANS	14.696	18 A.LOTTERER	28.470	4 E.MORTARA	19.256	4	20 M.EVANS	1:02.135	1:02.135	(4)
5	4 E.MORTARA	14.790	4 E.MORTARA	29.370	18 A.LOTTERER	19.289	5	4 E.MORTARA	1:03.416	1:03.416	(5)

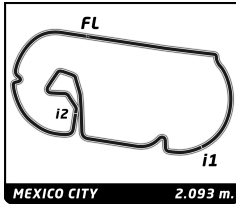


ABB FIA Formula E Championship

Round 5 - Mexico City ePrix

Qualifying Group 4

Fastest Lap Sequence

Official Timekeeper TAGHeuer

Practice Time	Driver	Team	Car	Time	Kph	Lap
2:38.506	66 Daniel ABT	Audi Sport ABT Schaeffler	Audi e-tron FE04	1:14.429	101.2	2
3:40.391	66 Daniel ABT	Audi Sport ABT Schaeffler	Audi e-tron FE04	1:01.885	121.8	3



FIA FORMULA E
CHAMPIONSHIP
2017-18

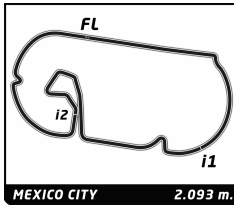


ABB FIA Formula E Championship

Round 5 - Mexico City ePrix

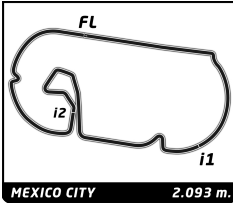
Qualifying Group 4

Analysis

Official Timekeeper TAG Heuer

200KW Personal Best Session Best B Crossing the finish line in pit lane

Lap	Time	Sector 1	Sector 2	Sector 3	Kph	Elapsed	Lap	Time	Sector 1	Sector 2	Sector 3	Kph	Elapsed
4	Edoardo MORTARA CHE												
Venturi Formula E Team		Venturi VM200-FE-03											
1	B	3:29.501	2:25.976	39.562	23.963	36.0	3:29.501						
2	B	1:24.839	20.996	41.712	22.131	88.8	4:54.340						
3	B	1:03.416	14.790	29.370	19.256	118.8	5:57.756						
18	André LOTTERER DEU												
TECHEETAH		Renault Z.E. 17											
1	A	3:10.502	2:14.511	34.659	21.332	39.6	3:10.502						
2	A	1:09.354	17.051	32.184	20.119	108.6	4:19.856						
3	A	1:02.057	14.298	28.470	19.289	121.4	5:21.913						
20	Mitch EVANS NZL												
Panasonic Jaguar Racing		Jaguar I-Type II											
1	B	2:14.921	1:08.922	41.249	24.750	55.8	2:14.921						
2	B	1:20.458	20.419	39.463	20.576	93.6	3:35.379						
3	B	1:02.135	14.696	28.342	19.097	121.3	4:37.514						
4	B	1:31.554 B	19.167	38.360	34.027	82.3	6:09.068						
23	Nick HEIDFELD DEU												
Mahindra Racing		Mahindra M4Electro											
1	A	3:57.068	3:00.138	33.258	23.672	31.8	3:57.068						
2	A	1:14.253	18.909	32.324	23.020	101.5	5:11.321						
3	A	1:02.023	14.551	28.307	19.165	121.5	6:13.344						
66	Daniel ABT DEU												
Audi Sport ABT Schaeffler		Audi e-tron FE04											
1	B	1:24.077	25.030	36.967	22.080	89.6	1:24.077						
2	B	1:14.429	18.317	34.749	21.363	101.2	2:38.506						
3	B	1:01.885	14.474	28.384	19.027	121.8	3:40.391						
4	B	1:14.606 B	15.897	30.884	27.825	101.0	4:54.997						



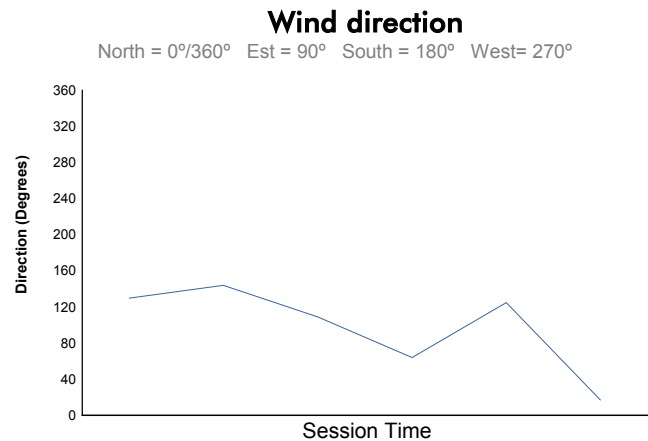
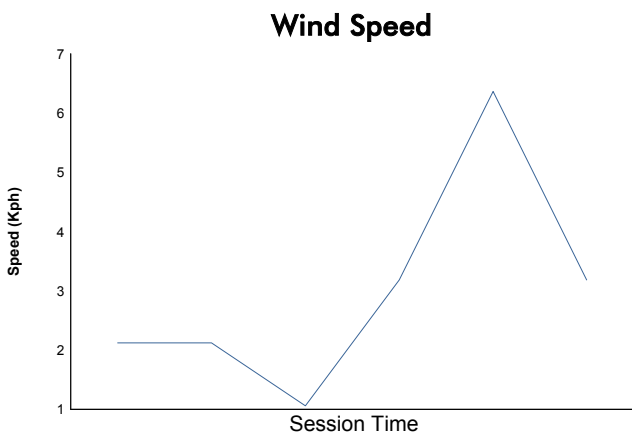
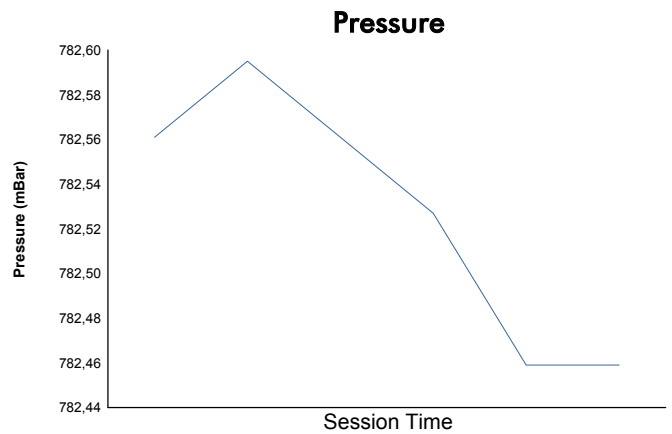
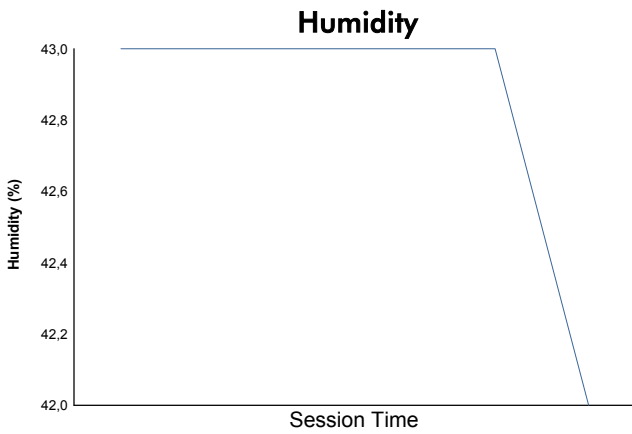
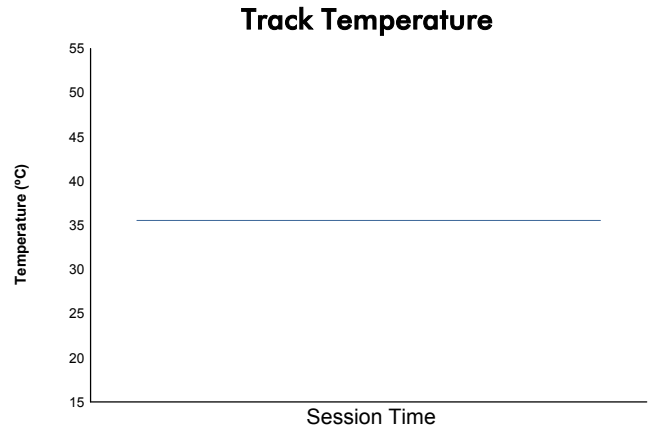
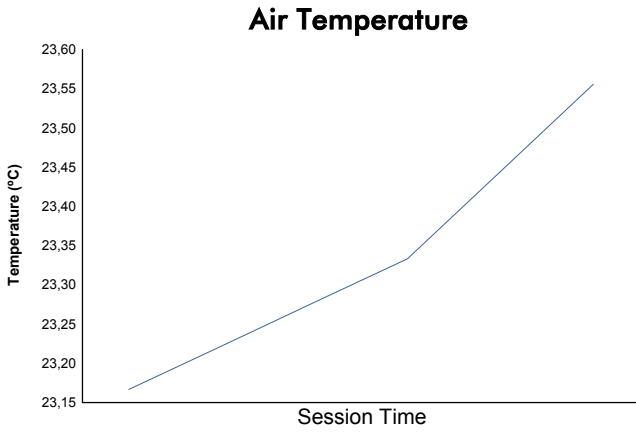
Round 5 - Mexico City ePrix

ABB FIA Formula E Championship

Qualifying Group 4

Weather Report

Official Timekeeper 



Track Status: **DRY**



Doc No.

Date:

Posted at:

ABB FIA FORMULA E CHAMPIONSHIP

Round 5 - Mexico City ePrix - Qualifying Groups

CLASSIFICATION

Official Timekeeper: TAGHeuer

POS	NO	DRIVER	NAT	TEAM	TIME	GAP	SESSION
1	9	Sébastien BUEMI	CHE	Renault e.dams	1:01.668		Qualifying Group 2
2	19	Felix ROSENQVIST	SWE	Mahindra Racing	1:01.676	0.008	0.008 Qualifying Group 2
3	28	Antonio Felix DA COSTA	PRT	Andretti Formula E	1:01.772	0.104	0.096 Qualifying Group 3
4	16	Oliver TURVEY	GBR	NIO Formula E Team	1:01.777	0.109	0.005 Qualifying Group 3
5	36	Alex LYNN	GBR	DS Virgin Racing	1:01.830	0.162	0.053 Qualifying Group 3
6	66	Daniel ABT	DEU	Audi Sport ABT Schaeffler	1:01.885	0.217	0.055 Qualifying Group 4
7	25	Jean-Eric VERGNE	FRA	TECHEETAH	1:01.962	0.294	0.077 Qualifying Group 2
8	3	Nelson PIQUET	BRA	Panasonic Jaguar Racing	1:01.964	0.296	0.002 Qualifying Group 2
9	2	Sam BIRD	GBR	DS Virgin Racing	1:02.007	0.339	0.043 Qualifying Group 2
10	23	Nick HEIDFELD	DEU	Mahindra Racing	1:02.023	0.355	0.016 Qualifying Group 4
11	18	André LOTTERER	DEU	TECHEETAH	1:02.057	0.389	0.034 Qualifying Group 4
12	1	Lucas DI GRASSI	BRA	Audi Sport ABT Schaeffler	1:02.079	0.411	0.022 Qualifying Group 1
13	5	Maro ENGEL	DEU	Venturi Formula E Team	1:02.091	0.423	0.012 Qualifying Group 1
14	20	Mitch EVANS	NZL	Panasonic Jaguar Racing	1:02.135	0.467	0.044 Qualifying Group 4
15	6	José Maria LOPEZ	ARG	DRAGON	1:02.264	0.596	0.129 Qualifying Group 3
16	7	Jérôme D'AMBROSIO	BEL	DRAGON	1:02.360	0.692	0.096 Qualifying Group 1
17	8	Nicolas PROST	FRA	Renault e.dams	1:02.377	0.709	0.017 Qualifying Group 3
18	27	Tom BLOMQVIST	GBR	Andretti Formula E	1:02.443	0.775	0.066 Qualifying Group 1
19	68	Luca FILIPPI	ITA	NIO Formula E Team	1:02.508	0.840	0.065 Qualifying Group 1
20	4	Edoardo MORTARA	CHE	Venturi Formula E Team	1:03.416	1.748	0.908 Qualifying Group 4

Race Director:

Timekeeper

Series Partners:

Title Partner Global Partner Official Partners



No part of these results/data may be reproduced, stored in a retrieval system or transmitted in any form or by any means electronic, mechanical, photocopying, recording, broadcasting or otherwise without prior permission of the copyright holder except for reproduction in local/national/international daily press and regular printed publications on sale to the public within 90 days of the event to which the results/data relate and provided that the copyright symbol appears together with the name of the copyright holder.

The FÉDÉRATION INTERNATIONALE DE L'AUTOMOBILE logo, FÉDÉRATION INTERNATIONALE DE L'AUTOMOBILE, FIA logo, FIA, FIA FORMULA-E CHAMPIONSHIP, FIA FORMULA-E CHAMPIONSHIP logo and related marks are protected trademarks of the Fédération Internationale de l'Automobile (FIA), Chemin de Blandonnet 2, 1214 Vernier, Switzerland.

©2017, Fédération Internationale de l'Automobile (FIA)



Doc No.

Date:

Posted at:

ABB FIA FORMULA E CHAMPIONSHIP

Round 5 - Mexico City ePrix - Super Pole

CLASSIFICATION

Official Timekeeper: TAG Heuer

POS	NO	DRIVER	NAT	TEAM	CAR	TIME	LAP	TOTAL	GAP	KPH
1	19	Felix ROSENQVIST	SWE	Mahindra Racing	Mahindra M4Electro	1:01.645	2	3	-	122.2
2	28	Antonio Felix DA COSTA	PRT	Andretti Formula E	Andretti ATEC-03	1:01.852	2	3	+0.207	121.8
3	36	Alex LYNN	GBR	DS Virgin Racing	DS Virgin DSV-03	1:02.014	2	3	+0.369	121.5
4	16	Oliver TURVEY	GBR	NIO Formula E Team	NextEV NIO Sport 003	1:02.172	2	3	+0.527	121.2
5	9	Sébastien BUEMI	CHE	Renault e.dams	Renault Z.E. 17	1:02.510	2	2	+0.865	120.5

FASTEST LAP

19	F. ROSENQVIST	SWE	Mahindra Racing	Mahindra M4Electro	1:01.645 on Lap 2	122.2 Kph
----	---------------	-----	-----------------	--------------------	-------------------	-----------

Race Director:

Timekeeper

Series Partners:



No part of these results/data may be reproduced, stored in a retrieval system or transmitted in any form or by any means electronic, mechanical, photocopying, recording, broadcasting or otherwise without prior permission of the copyright holder except for reproduction in local/national/international daily press and regular printed publications on sale to the public within 90 days of the event to which the results/data relate and provided that the copyright symbol appears together with the name of the copyright holder.

The FÉDÉRATION INTERNATIONALE DE L'AUTOMOBILE logo, FÉDÉRATION INTERNATIONALE DE L'AUTOMOBILE, FIA logo, FIA, FIA FORMULA-E CHAMPIONSHIP, FIA FORMULA-E CHAMPIONSHIP logo and related marks are protected trademarks of the Fédération Internationale de l'Automobile (FIA), Chemin de Blandonnet 2, 1214 Vernier, Switzerland.

©2017, Fédération Internationale de l'Automobile (FIA)



FIA FORMULA E
CHAMPIONSHIP
2017-18

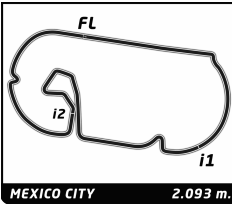


ABB FIA Formula E Championship
Round 5 - Mexico City ePrix
Super Pole

Best Sector Times

Official Timekeeper TAG Heuer

SECTOR 1			SECTOR 2		SECTOR 3						
Pos	Driver	Time	Driver	Time	Driver	Time	Pos	Driver	Ideal Lap	Best Lap	
1	19 F.ROSENQVIST	14.304	28 A.DA COSTA	28.309	19 F.ROSENQVIST	18.918	1	19 F.ROSENQVIST	1:01.645	1:01.645	(1)
2	36 A.LYNN	14.382	36 A.LYNN	28.388	28 A.DA COSTA	19.118	2	28 A.DA COSTA	1:01.852	1:01.852	(2)
3	16 O.TURVEY	14.414	19 F.ROSENQVIST	28.423	16 O.TURVEY	19.231	3	36 A.LYNN	1:02.014	1:02.014	(3)
4	28 A.DA COSTA	14.425	16 O.TURVEY	28.527	36 A.LYNN	19.244	4	16 O.TURVEY	1:02.172	1:02.172	(4)
5	9 S.BUEMI	14.559	9 S.BUEMI	28.637	9 S.BUEMI	19.314	5	9 S.BUEMI	1:02.510	1:02.510	(5)

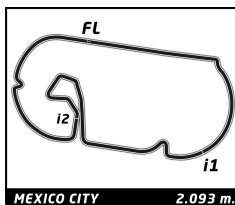


ABB FIA Formula E Championship

Round 5 - Mexico City ePrix

Super Pole

Fastest Lap Sequence

Official Timekeeper TAGHeuer

Practice Time	Driver	Team	Car	Time	Kph	Lap
2:17.569	36 Alex LYNN	DS Virgin Racing	DS Virgin DSV-03	1:02.014	121.5	2
6:05.465	28 Antonio Felix DA COSTA	Andretti Formula E	Andretti ATEC-03	1:01.852	121.8	2
7:57.096	19 Felix ROSENQVIST	Mahindra Racing	Mahindra M4Electro	1:01.645	122.2	2



FIA FORMULA E
CHAMPIONSHIP
2017-18

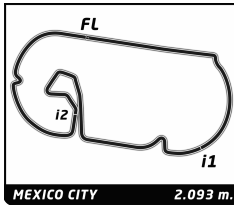


ABB FIA Formula E Championship

Round 5 - Mexico City ePrix

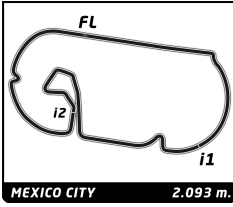
Super Pole

Analysis

Official Timekeeper TAGHeuer

■ 200KW ■ Personal Best ■ Session Best B Crossing the finish line in pit lane

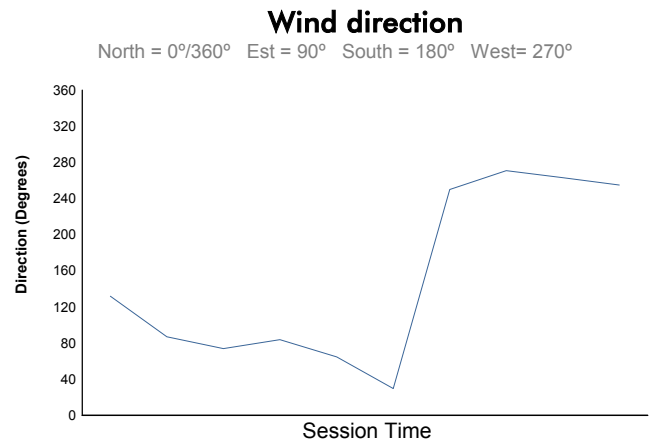
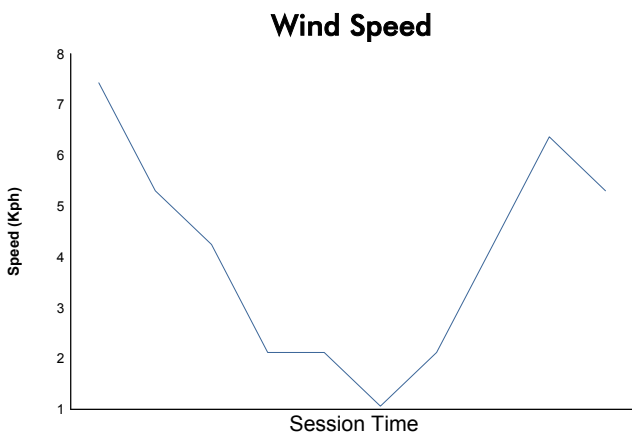
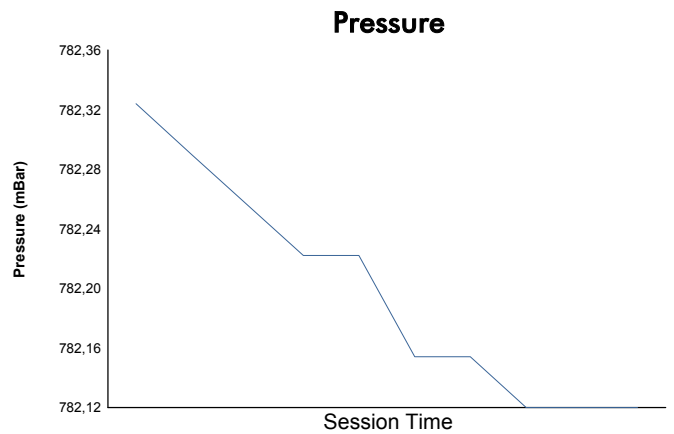
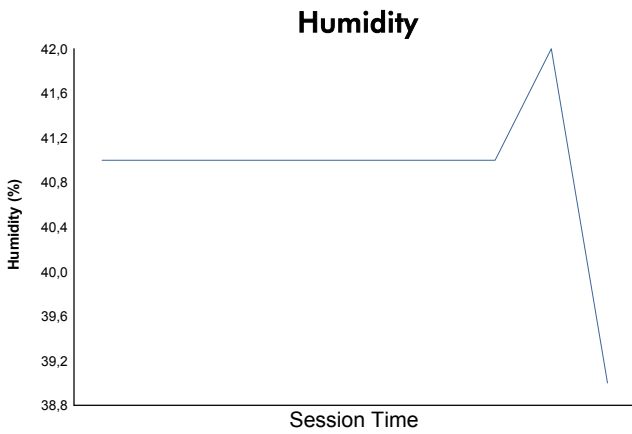
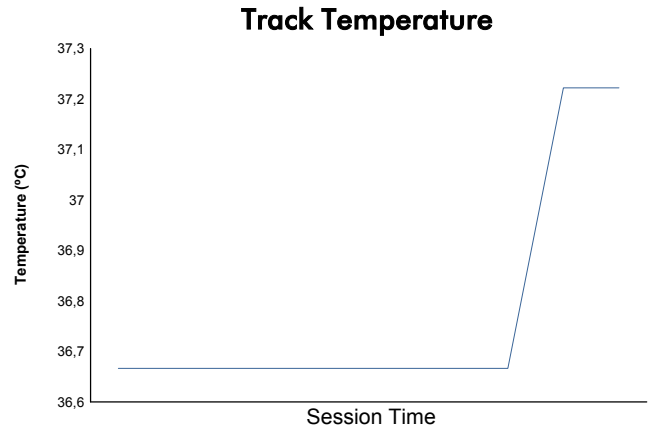
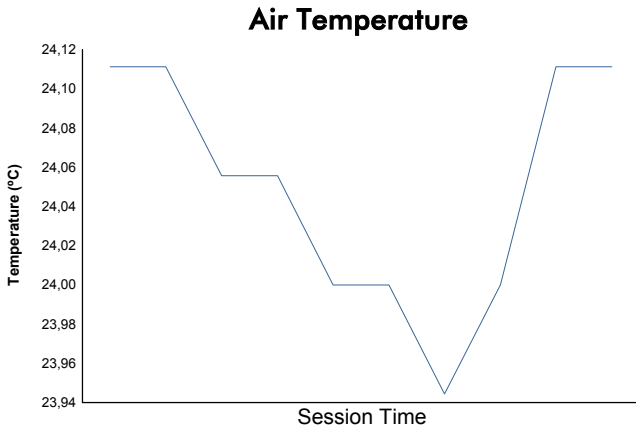
Lap	Time	Sector 1	Sector 2	Sector 3	Kph	Elapsed	Lap	Time	Sector 1	Sector 2	Sector 3	Kph	Elapsed
9 Sébastien BUEMI CHE													
Renault e.dams Renault Z.E. 17													
1	B	8:55.102	7:57.249	35.611	22.242	14.1	8:55.102						
2	B	1:02.510	14.559	28.637	19.314	120.5	9:57.612						
16 Oliver TURVEY GBR													
NIO Formula E Team NextEV NIO Sport 003													
1	B	3:09.035	2:15.217	32.537	21.281	39.9	3:09.035						
2	B	1:02.172	14.414	28.527	19.231	121.2	4:11.207						
3	B	1:11.971	16.049	29.889	26.033	104.7	5:23.178						
19 Felix ROSENQVIST SWE													
Mahindra Racing Mahindra M4Electro													
1	A	6:55.451	6:01.969	33.286	20.196	18.1	6:55.451						
2	A	1:01.645	14.304	28.423	18.918	122.2	7:57.096						
3	A	1:31.822	16.335	34.434	41.053	82.1	9:28.918						
28 Antonio Felix DA COSTA PRT													
Andretti Formula E Andretti ATEC-03													
1	B	5:03.613	4:08.844	34.018	20.751	24.8	5:03.613						
2	B	1:01.852	14.425	28.309	19.118	121.8	6:05.465						
3	B	1:16.134	16.228	30.638	29.268	99.0	7:21.599						
36 Alex LYNN GBR													
DS Virgin Racing DS Virgin DSV-03													
1	B	1:15.555	16.272	37.505	21.778	99.7	1:15.555						
2	B	1:02.014	14.382	28.388	19.244	121.5	2:17.569						
3	B	1:11.467	15.355	29.611	26.501	105.4	3:29.036						



Round 5 - Mexico City ePrix
 ABB FIA Formula E Championship
 Super Pole

Weather Report

Official Timekeeper 



Track Status: **DRY**



Doc No.

Date:

Posted at:

ABB FIA FORMULA E CHAMPIONSHIP

Round 5 - Mexico City ePrix - Qualifying

FINAL CLASSIFICATION

Official Timekeeper: TAG Heuer

POS	NO	DRIVER	NAT	TEAM	GROUPS	SUPER POLE	TIME	GAP	
1	19	Felix ROSENQVIST	SWE	Mahindra Racing	1:01.676	1:01.645	1:01.645		
2	36	Alex LYNN	GBR	DS Virgin Racing	1:01.830	1:02.014	1:02.014	0.369	0.369
3	16	Oliver TURVEY	GBR	NIO Formula E Team	1:01.777	1:02.172	1:02.172	0.527	0.158
4	9	Sébastien BUEMI	CHE	Renault e.dams	1:01.668	1:02.510	1:02.510	0.865	0.338
5	28	Antonio Felix DA COSTA	PRT	Andretti Formula E	1:01.772				
6	66	Daniel ABT	DEU	Audi Sport ABT Schaeffler	1:01.885		1:01.885		
7	25	Jean-Eric VERGNE	FRA	TECHEETAH	1:01.962		1:01.962	0.077	0.077
8	3	Nelson PIQUET	BRA	Panasonic Jaguar Racing	1:01.964		1:01.964	0.079	0.002
9	2	Sam BIRD	GBR	DS Virgin Racing	1:02.007		1:02.007	0.122	0.043
10	23	Nick HEIDFELD	DEU	Mahindra Racing	1:02.023		1:02.023	0.138	0.016
11	18	André LOTTERER	DEU	TECHEETAH	1:02.057		1:02.057	0.172	0.034
12	1	Lucas DI GRASSI	BRA	Audi Sport ABT Schaeffler	1:02.079		1:02.079	0.194	0.022
13	5	Maro ENGEL	DEU	Venturi Formula E Team	1:02.091		1:02.091	0.206	0.012
14	20	Mitch EVANS	NZL	Panasonic Jaguar Racing	1:02.135		1:02.135	0.250	0.044
15	6	José Maria LOPEZ	ARG	DRAGON	1:02.264		1:02.264	0.379	0.129
16	7	Jérôme D'AMBROSIO	BEL	DRAGON	1:02.360		1:02.360	0.475	0.096
17	8	Nicolas PROST	FRA	Renault e.dams	1:02.377		1:02.377	0.492	0.017
18	27	Tom BLOMQUIST	GBR	Andretti Formula E	1:02.443		1:02.443	0.558	0.066
19	68	Luca FILIPPI	ITA	NIO Formula E Team	1:02.508		1:02.508	0.623	0.065
20	4	Edoardo MORTARA	CHE	Venturi Formula E Team	1:03.416		1:03.416	1.531	0.908

Car 28 - Cancellation of the times of the Super Pole period - Breach of Article 5.1 of the Technical Regulations - Stewards' Document No. 43

Stewards:

Timekeeper

Series Partners:



No part of these results/data may be reproduced, stored in a retrieval system or transmitted in any form or by any means electronic, mechanical, photocopying, recording, broadcasting or otherwise without prior permission of the copyright holder except for reproduction in local/national/international daily press and regular printed publications on sale to the public within 90 days of the event to which the results/data relate and provided that the copyright symbol appears together with the name of the copyright holder.

The FÉDÉRATION INTERNATIONALE DE L'AUTOMOBILE logo, FÉDÉRATION INTERNATIONALE DE L'AUTOMOBILE, FIA logo, FIA, FIA FORMULA-E CHAMPIONSHIP, FIA FORMULA-E CHAMPIONSHIP logo and related marks are protected trademarks of the Fédération Internationale de l'Automobile (FIA), Chemin de Blandonnet 2, 1214 Vernier, Switzerland.

©2017, Fédération Internationale de l'Automobile (FIA)

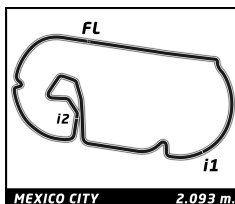


ABB FIA Formula E Championship

Round 5 - Mexico City ePrix

Race (47 laps, 98,4 km.)

Starting Grid

Official Timekeeper 

1:02.079 Lucas DI GRASSI Audi Sport ABT Schaeffler	1				
		- 10 -	2	DS Virgin Racing	1:02.007 Sam BIRD
1:03.416 Edoardo MORTARA Venturi Formula E Team	4				
		- 9 -	68	NIO Formula E Team	1:02.508 Luca FILIPPI
1:02.443 Tom BLOMQVIST Andretti Formula E	27				
		- 8 -	8	Renault e.dams	1:02.377 Nicolas PROST
1:02.360 Jérôme D'AMBROSIO DRAGON	7				
		- 7 -	6	DRAGON	1:02.264 José Maria LOPEZ
1:02.135 Mitch EVANS Panasonic Jaguar Racing	20				
		- 6 -	5	Venturi Formula E Team	1:02.091 Maro ENGEL
1:02.014 Alex LYNN DS Virgin Racing	36				
		- 5 -	18	TECHEETAH	1:02.057 André LOTTERER
1:02.023 Nick HEIDFELD Mahindra Racing	23				
		- 4 -	3	Panasonic Jaguar Racing	1:01.964 Nelson PIQUET
1:01.962 Jean-Eric VERGNE TECHEETAH	25				
		- 3 -	66	Audi Sport ABT Schaeffler	1:01.885 Daniel ABT
Antonio Felix DA COSTA Andretti Formula E	28				
		- 2 -	9	Renault e.dams	1:02.510 Sébastien BUEMI
1:02.172 Oliver TURVEY NIO Formula E Team	16				
		- 1 -	19	Mahindra Racing	1:01.645 Felix ROSENQVIST

Pole

Car 1 - Drop of 10 grid positions - Change of inverter - Stewards' Document No. 6
 Car 2 - Drop of 10 grid positions - Change of gearbox - Stewards' Document No. 8
 Car 36 - Drop of 10 grid positions - Change of gearbox - Stewards' Document No. 10

Stewards:

Timekeeper:



FIA FORMULA E
CHAMPIONSHIP
2017-18

Doc No.

Date:

Posted at:

ABB FIA FORMULA E CHAMPIONSHIP
Round 5 - Mexico City ePrix - Race (47 laps, 98,4 km.)

FINAL CLASSIFICATION

Official Timekeeper:

POS	PTS	NO	DRIVER	NAT	TEAM	VEHICLE	LAPS	TIME	GAP	KPH	Best	Lap
1	(25)	66	D. ABT	DEU	Audi Sport ABT Schaeffler	Audi e-tron FE04	47	50:45.164	-	116.2	1:03.154	31
2	(18)	16	O. TURVEY	GBR	NIO Formula E Team	NextEV NIO Sport 003	47	50:51.562	+6.398	115.9	1:03.122	31
3	(15)	9	S. BUEMI	CHE	Renault e.dams	Renault Z.E. 17	47	50:51.779	+6.615	115.9	1:03.108	31
4	(12)	3	N. PIQUET	BRA	Panasonic Jaguar Racing	Jaguar I-Type II	47	50:52.179	+7.015	115.9	1:02.709	32
5	(10)	25	J. VERGNE	FRA	TECHEETAH	Renault Z.E. 17	47	50:52.710	+7.546	115.9	1:03.284	30
6	(8)	20	M. EVANS	NZL	Panasonic Jaguar Racing	Jaguar I-Type II	47	50:54.214	+9.050	115.8	1:02.907	26
7	(6)	28	A. DA COSTA	PRT	Andretti Formula E	Andretti ATEC-03	47	51:02.321	+17.157	115.5	1:03.043	27
8	(4)	4	E. MORTARA	CHE	Venturi Formula E Team	Venturi VM200-FE-03	47	51:11.675	+26.511	115.2	1:03.330	27
9	(3)	1	L. DI GRASSI	BRA	Audi Sport ABT Schaeffler	Audi e-tron FE04	47	51:14.372	+29.208	115.1	1:02.202	27
10	(1)	36	A. LYNN	GBR	DS Virgin Racing	DS Virgin DSV-03	47	51:14.679	+29.515	115.0	1:03.793	30
11		7	J. D'AMBROSIO	BEL	DRAGON	PENSKE EV-2	47	51:15.582	+30.418	115.0	1:03.131	25
12		6	J. LOPEZ	ARG	DRAGON	PENSKE EV-2	47	51:17.023	+31.859	115.0	1:03.162	25
13		18	A. LOTTERER	DEU	TECHEETAH	Renault Z.E. 17	47	51:21.370	+36.206	114.8	1:03.174	28
14		68	L. FILIPPI	ITA	NIO Formula E Team	NextEV NIO Sport 003	47	51:23.500	+38.336	114.7	1:03.328	29
15		27	T. BLOMQUIST	GBR	Andretti Formula E	Andretti ATEC-03	47	51:23.756	+38.592	114.7	1:03.298	33
16		5	M. ENGEL	DEU	Venturi Formula E Team	Venturi VM200-FE-03	47	51:29.853	+44.689	114.5	1:03.017	27
17		2	S. BIRD	GBR	DS Virgin Racing	DS Virgin DSV-03	47	51:30.146	+44.982	114.5	1:03.907	29

NOT CLASSIFIED

8			N. PROST	FRA	Renault e.dams	Renault Z.E. 17	36	39:39.665			1:03.013	27
(3)	19		F. ROSENQVIST	SWE	Mahindra Racing	Mahindra M4Electro	34	39:05.046			1:03.501	12
	23		N. HEIDFELD	DEU	Mahindra Racing	Mahindra M4Electro	27	31:24.654			1:03.961	11

POLE POSITION

19	F. ROSENQVIST	SWE	Mahindra Racing	Mahindra M4Electro	1:01.645	122.2 Kph
----	----------------------	-----	-----------------	--------------------	----------	-----------

FASTEST LAP

1	L. DI GRASSI	BRA	Audi Sport ABT Schaeffler	Audi e-tron FE04	1:02.202 on Lap 27	121.1 Kph
---	---------------------	-----	---------------------------	------------------	--------------------	-----------

FASTEST LAP IN TOP 10

1	L. DI GRASSI	BRA	Audi Sport ABT Schaeffler	Audi e-tron FE04	1:02.202 on Lap 27	121.1 Kph
---	---------------------	-----	---------------------------	------------------	--------------------	-----------

Stewards

Timekeeper

Series Partners:

Title Partner

Global Partner

Official Partners



Julius Bär



Qualcomm



VISA



enel

Allianz

BOSS

No part of these results/data may be reproduced, stored in a retrieval system or transmitted in any form or by any means electronic, mechanical, photocopying, recording, broadcasting or otherwise without prior permission of the copyright holder except for reproduction in local/national/international daily press and regular printed publications on sale to the public within 90 days of the event to which the results/data relate and provided that the copyright symbol appears together with the name of the copyright holder.

The FÉDÉRATION INTERNATIONALE DE L'AUTOMOBILE logo, FÉDÉRATION INTERNATIONALE DE L'AUTOMOBILE, FIA logo, FIA, FIA FORMULA-E CHAMPIONSHIP, FIA FORMULA-E CHAMPIONSHIP logo and related marks are protected trademarks of the Fédération Internationale de l'Automobile (FIA), Chemin de Blandonnet 2, 1214 Vernier, Switzerland.

©2017, Fédération Internationale de l'Automobile (FIA)

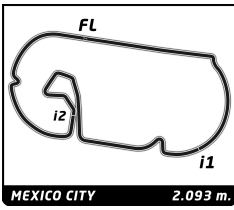


ABB FIA Formula E Championship

Round 5 - Mexico City ePrix

Race

Lap Chart

Official Timekeeper 

Nr	Pos	Grid	LAP																																	
			1	2	3	4	5	6	7	8	9	10	11	12	13	14	15	16	17	18	19	20	21	22	23	24	25	26	27	28	29	30	31	32		
19	1	19	19	19	19	19	19	19	19	19	19	19	19	19	19	19	19	19	19	19	19	19	19	19	19	19	19	19	19	19	19	19	19	19	19	19
16	2	16	16	16	16	16	16	16	16	16	16	16	16	16	16	16	16	16	16	16	16	16	16	16	16	16	16	16	16	16	16	16	16	16	16	16
9	3	9	9	9	9	9	9	9	9	9	9	9	9	9	9	9	9	9	9	9	9	9	9	9	9	9	9	9	9	9	9	9	9	9	9	9
28	4	28	66	66	66	66	66	66	66	66	66	66	66	66	66	25	25	25	25	25	25	25	25	25	25	25	25	25	25	25	25	25	25	25	25	25
66	5	66	28	28	28	28	28	25	25	25	25	25	25	25	3	3	3	3	3	3	3	3	3	3	3	3	25	25	20	20	20	20	20	20	20	20
25	6	25	25	25	25	25	3	3	3	3	3	3	3	3	28	28	28	20	20	20	20	20	20	20	20	20	20	9	3	3	3	3	3	3	3	
3	7	3	3	3	3	3	28	28	28	28	28	28	28	28	20	20	20	28	28	28	28	28	28	28	28	28	18	20	18	18	18	18	18	18	18	18
23	8	23	18	18	20	20	20	20	20	20	20	20	20	20	18	18	18	18	18	18	18	18	18	18	18	18	1	18	28	28	28	28	28	28	28	
18	9	18	20	20	18	18	18	18	18	18	18	18	18	18	18	36	36	36	36	36	36	36	36	36	36	1	28	36	36	36	36	36	36	36	36	36
36	10	36	23	23	23	23	23	36	36	36	36	36	36	36	23	23	23	6	6	6	6	6	6	6	6	6	6	6	6	6	6	6	6	6	6	6
5	11	5	36	36	36	36	36	36	36	23	23	23	23	23	23	6	6	6	23	23	23	23	23	23	23	8	5	2	4	4	4	4	4	4	4	
20	12	20	6	6	6	6	6	6	6	6	6	6	6	6	6	7	7	7	7	7	7	7	7	7	7	5	68	4	5	5	5	5	5	5	5	
6	13	6	7	7	7	7	7	7	7	7	7	7	7	7	7	8	8	8	8	8	8	8	8	8	8	1	23	27	5	8	8	8	8	8	8	
7	14	7	8	8	8	8	8	8	8	8	8	8	8	8	4	4	4	1	1	1	1	1	1	1	1	8	6	36	23	6	6	6	6	6	6	
8	15	8	68	68	68	68	4	4	4	4	4	4	4	4	4	1	1	5	5	5	5	5	5	5	5	7	2	8	7	7	1	1	6	6	6	
27	16	27	4	4	4	4	68	1	1	1	1	1	1	1	1	5	5	4	4	4	4	4	4	4	4	4	23	6	1	1	7	7	1	1	1	
68	17	68	27	1	1	1	1	5	5	5	5	5	5	5	5	2	2	2	2	2	2	2	2	2	2	2	68	4	7	68	68	68	68	68	68	
4	18	4	1	5	5	5	5	2	2	2	2	2	2	2	2	68	68	68	68	68	68	68	68	68	68	27	6	68	27	27	27	27	27	27		
2	19	2	5	2	2	2	2	68	68	68	68	68	68	68	68	19	27	27	27	27	27	27	27	27	27	2	7	27	23	23	19	19	19	19		
1	20	1	2	27	27	27	27	27	27	27	27	27	27	27	27	19	19	19	19	19	19	19	19	19	19	19	19	19	19	19	19	19	19	19	19	

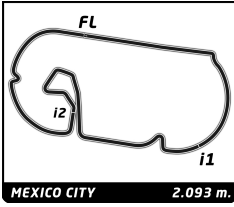


ABB FIA Formula E Championship

Round 5 - Mexico City ePrix

Race

Lap Chart

Official Timekeeper 

		LAP															
Nr	Pos	33	34	35	36	37	38	39	40	41	42	43	44	45	46	47	
19	1	66	66	66	66	66	66	66	66	66	66	66	66	66	66	66	
16	2	16	16	16	16	16	16	16	16	16	16	16	16	16	16	16	
9	3	9	9	9	9	9	9	9	9	9	9	9	9	9	9	9	
28	4	25	25	3	3	3	3	3	3	3	3	3	3	3	3	3	
66	5	3	3	25	25	25	25	25	25	25	25	25	25	25	25	25	
25	6	20	20	20	20	20	20	20	20	20	20	20	20	20	20	20	
3	7	18	18	18	18	18	18	18	18	28	28	28	28	28	28	28	
23	8	28	28	28	28	28	28	28	28	18	36	36	36	36	4	4	
18	9	36	36	36	36	36	36	36	36	4	4	4	4	4	36	1	
36	10	2	2	4	4	4	4	4	4	4	5	5	5	1	1	36	
5	11	4	4	5	5	5	5	5	5	5	1	1	1	7	7	7	
20	12	5	5	2	7	1	1	1	1	1	7	7	7	6	6	6	
6	13	8	8	8	1	7	7	7	7	6	6	6	6	68	68	18	
7	14	7	7	7	2	2	6	6	6	6	68	68	68	18	18	68	
8	15	1	1	1	6	6	2	68	68	68	18	18	18	27	27	27	
27	16	6	6	6	68	68	68	2	2	2	27	27	27	2	2	5	
68	17	68	68	68	27	27	27	27	27	27	2	2	2	5	5	2	
4	18	27	27	27	8												
2	19	19	19														
1	20																



FIA FORMULA E
CHAMPIONSHIP
2017-18

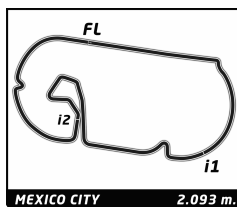


ABB FIA Formula E Championship

Round 5 - Mexico City ePrix

Race

Best Sector Times

Official Timekeeper TAG Heuer

SECTOR 1			SECTOR 2		SECTOR 3		Pos	Driver	Ideal Lap	Best Lap	
Pos	Driver	Time	Driver	Time	Driver	Time					
1	3 N.PIQUET	14.679	1 L.DI GRASSI	28.138	1 L.DI GRASSI	19.110	1	1 L.DI GRASSI	1:02.132	1:02.202	(1)
2	18 A.LOTTERER	14.864	2 S.BIRD	28.266	2 S.BIRD	19.340	2	3 N.PIQUET	1:02.706	1:02.709	(2)
3	68 L.FILIPPI	14.866	28 A.DA COSTA	28.444	20 M.EVANS	19.348	3	2 S.BIRD	1:02.707	1:03.907	(19)
4	1 L.DI GRASSI	14.884	5 M.ENGEL	28.453	16 O.TURVEY	19.364	4	20 M.EVANS	1:02.782	1:02.907	(3)
5	6 J.LOPEZ	14.912	8 N.PROST	28.459	8 N.PROST	19.367	5	16 O.TURVEY	1:02.852	1:03.122	(8)
6	20 M.EVANS	14.917	6 J.LOPEZ	28.512	4 E.MORTARA	19.383	6	6 J.LOPEZ	1:02.871	1:03.162	(11)
7	9 S.BUEMI	14.935	20 M.EVANS	28.517	3 N.PIQUET	19.389	7	8 N.PROST	1:02.892	1:03.013	(4)
8	16 O.TURVEY	14.945	7 J.D'AMBROSIO	28.520	68 L.FILIPPI	19.391	8	18 A.LOTTERER	1:02.914	1:03.174	(12)
9	66 D.ABT	14.967	27 T.BLOMQUIST	28.541	27 T.BLOMQUIST	19.392	9	7 J.D'AMBROSIO	1:02.961	1:03.131	(9)
10	25 J.VERGNE	14.969	16 O.TURVEY	28.543	66 D.ABT	19.396	10	9 S.BUEMI	1:02.981	1:03.108	(7)
11	19 F.ROSENQVIST	15.019	25 J.VERGNE	28.548	18 A.LOTTERER	19.404	11	5 M.ENGEL	1:02.985	1:03.017	(5)
12	7 J.D'AMBROSIO	15.031	4 E.MORTARA	28.593	9 S.BUEMI	19.407	12	68 L.FILIPPI	1:02.993	1:03.328	(15)
13	8 N.PROST	15.066	3 N.PIQUET	28.638	7 J.D'AMBROSIO	19.410	13	27 T.BLOMQUIST	1:03.006	1:03.298	(14)
14	5 M.ENGEL	15.073	9 S.BUEMI	28.639	36 A.LYNN	19.418	14	66 D.ABT	1:03.020	1:03.154	(10)
15	27 T.BLOMQUIST	15.073	18 A.LOTTERER	28.646	6 J.LOPEZ	19.447	15	28 A.DA COSTA	1:03.043	1:03.043	(6)
16	4 E.MORTARA	15.095	66 D.ABT	28.657	5 M.ENGEL	19.459	16	4 E.MORTARA	1:03.071	1:03.330	(16)
17	2 S.BIRD	15.101	68 L.FILIPPI	28.736	19 F.ROSENQVIST	19.461	17	25 J.VERGNE	1:03.098	1:03.284	(13)
18	28 A.DA COSTA	15.113	36 A.LYNN	28.761	28 A.DA COSTA	19.486	18	36 A.LYNN	1:03.292	1:03.793	(18)
19	36 A.LYNN	15.113	19 F.ROSENQVIST	28.813	23 N.HEIDFELD	19.575	19	19 F.ROSENQVIST	1:03.293	1:03.501	(17)
20	23 N.HEIDFELD	15.125	23 N.HEIDFELD	29.047	25 J.VERGNE	19.581	20	23 N.HEIDFELD	1:03.747	1:03.961	(20)

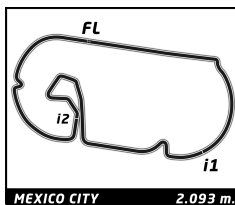


ABB FIA Formula E Championship

Round 5 - Mexico City ePrix

Race

Fastest Lap Sequence

Official Timekeeper TAG Heuer

Practice Time	Driver	Team	Car	Time	Kph	Lap
2:11.174	19 Felix ROSENQVIST	Mahindra Racing	Mahindra M4Electro	1:04.681	116.5	2
2:12.052	16 Oliver TURVEY	NIO Formula E Team	NextEV NIO Sport 003	1:04.603	116.6	2
2:12.552	9 Sébastien BUEMI	Renault e.dams	Renault Z.E. 17	1:04.457	116.9	2
2:13.022	66 Daniel ABT	Audi Sport ABT Schaeffler	Audi e-tron FE04	1:04.428	116.9	2
2:13.836	28 Antonio Felix DA COSTA	Andretti Formula E	Andretti ATEC-03	1:04.423	117.0	2
2:14.648	25 Jean-Eric VERGNE	TECHEETAH	Renault Z.E. 17	1:04.335	117.1	2
3:16.340	16 Oliver TURVEY	NIO Formula E Team	NextEV NIO Sport 003	1:04.288	117.2	3
3:18.105	28 Antonio Felix DA COSTA	Andretti Formula E	Andretti ATEC-03	1:04.269	117.2	3
3:18.670	25 Jean-Eric VERGNE	TECHEETAH	Renault Z.E. 17	1:04.022	117.7	3
3:20.349	20 Mitch EVANS	Panasonic Jaguar Racing	Jaguar I-Type II	1:03.863	118.0	3
5:23.546	19 Felix ROSENQVIST	Mahindra Racing	Mahindra M4Electro	1:03.690	118.3	5
7:30.954	19 Felix ROSENQVIST	Mahindra Racing	Mahindra M4Electro	1:03.601	118.5	7
12:49.159	19 Felix ROSENQVIST	Mahindra Racing	Mahindra M4Electro	1:03.501	118.7	12
27:43.638	6 José Maria LOPEZ	DRAGON	PENSKE EV-2	1:03.162	119.3	25
27:44.567	7 Jérôme D'AMBROSIO	DRAGON	PENSKE EV-2	1:03.131	119.4	25
28:33.665	20 Mitch EVANS	Panasonic Jaguar Racing	Jaguar I-Type II	1:02.907	119.8	26
29:52.205	1 Lucas DI GRASSI	Audi Sport ABT Schaeffler	Audi e-tron FE04	1:02.202	121.1	27

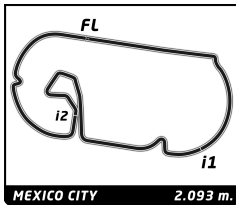


ABB FIA Formula E Championship

Round 5 - Mexico City ePrix

Race

Analysis by lap

Official Timekeeper TAG Heuer

Lapped

Nr	Lap Time	Gap	Nr	Lap Time	Gap	Nr	Lap Time	Gap	Nr	Lap Time	Gap	Nr	Lap Time	Gap
Lap 1														
19	1:06.493		36	1:04.799	7.012	19	1:03.807		7	1:04.548	10.775	9	1:03.921	3.968
16	1:07.449	0.956	6	1:04.788	7.375	16	1:03.913	1.074	8	1:04.460	11.716	66	1:03.969	4.448
9	1:08.095	1.602	7	1:04.629	7.799	9	1:04.327	2.337	4	1:04.209	12.253	25	1:03.838	5.418
66	1:08.594	2.101	8	1:04.623	8.323	66	1:04.355	2.706	1	1:04.059	12.733	3	1:04.119	6.272
28	1:09.413	2.920	68	1:04.627	8.853	25	1:03.912	3.856	5	1:03.953	13.443	28	1:03.961	7.183
25	1:10.313	3.820	4	1:04.712	9.198	3	1:03.798	4.391	2	1:04.148	13.982	20	1:03.976	7.713
3	1:10.628	4.135	1	1:04.730	9.528	28	1:04.111	5.271	68	1:04.705	17.214	18	1:04.017	9.569
18	1:11.431	4.938	5	1:04.532	10.032	20	1:04.607	6.021	27	1:04.894	18.728	36	1:04.157	10.153
20	1:11.664	5.171	2	1:03.928	11.056	18	1:04.446	6.680				23	1:03.961	10.819
23	1:12.453	5.960	27	1:05.840	12.987	23	1:04.182	7.463	Lap 9			6	1:04.160	11.409
36	1:13.035	6.542	Lap 4			36	1:04.025	7.874	19	1:03.677		7	1:04.175	12.098
6	1:13.387	6.894	19	1:04.204		6	1:04.136	8.692	16	1:03.906	1.767	8	1:04.091	13.007
7	1:13.953	7.460	16	1:04.210	0.694	7	1:04.059	9.071	9	1:03.683	3.372	4	1:04.248	13.508
8	1:14.243	7.750	9	1:03.977	1.114	8	1:04.768	10.348	66	1:03.665	3.951	1	1:04.248	13.890
68	1:14.733	8.240	66	1:04.062	1.653	4	1:04.143	11.086	25	1:03.946	5.050	5	1:04.150	14.678
4	1:15.269	8.776	28	1:04.234	2.483	1	1:04.116	11.630	3	1:04.026	5.433	2	1:04.044	15.245
27	1:15.709	9.216	25	1:04.145	2.959	5	1:04.583	12.532	28	1:03.968	6.623	68	1:04.572	19.997
1	1:15.923	9.430	3	1:04.053	3.321	2	1:04.691	13.069	20	1:04.067	7.355	27	1:04.894	21.561
5	1:16.454	9.961	20	1:04.117	4.610	68	1:07.407	14.663	18	1:04.298	8.618	Lap 12		
2	1:16.890	10.397	18	1:04.010	5.542	27	1:04.999	16.311	36	1:03.834	9.163	19	1:03.501	
Lap 2			23	1:04.343	6.631	Lap 7			23	1:04.135	10.061	16	1:03.810	2.309
19	1:04.681		36	1:04.250	7.058	19	1:03.601		6	1:04.039	10.584	9	1:04.067	4.534
16	1:04.603	0.878	6	1:04.275	7.446	16	1:03.897	1.370	7	1:04.018	11.116	66	1:04.002	4.949
9	1:04.457	1.378	7	1:04.347	7.942	9	1:04.328	3.064	8	1:03.952	11.991	25	1:03.897	5.814
66	1:04.428	1.848	8	1:04.591	8.710	66	1:04.602	3.707	4	1:03.979	12.555	3	1:03.820	6.591
28	1:04.423	2.662	68	1:04.536	9.185	25	1:04.183	4.438	1	1:04.000	13.056	28	1:04.236	7.918
25	1:04.335	3.474	4	1:05.001	9.955	3	1:04.105	4.895	5	1:03.955	13.721	20	1:04.012	8.224
3	1:04.411	3.865	1	1:04.964	10.288	28	1:04.121	5.791	2	1:04.093	14.398	18	1:04.092	10.160
18	1:04.883	5.140	5	1:04.983	10.811	20	1:04.105	6.525	68	1:04.604	18.141	36	1:04.112	10.764
20	1:04.822	5.312	2	1:04.483	11.335	18	1:04.268	7.347	27	1:04.355	19.406	23	1:04.107	11.425
23	1:04.989	6.268	27	1:05.440	14.223	36	1:04.283	8.556	Lap 10			6	1:04.240	12.148
36	1:04.830	6.691	Lap 5			23	1:05.327	9.189	19	1:03.661		7	1:04.198	12.795
6	1:04.852	7.065	19	1:03.690		6	1:04.508	9.599	16	1:03.817	1.923	8	1:04.019	13.525
7	1:04.869	7.648	16	1:03.964	0.968	7	1:04.419	9.889	9	1:04.040	3.751	4	1:04.128	14.135
8	1:05.109	8.178	9	1:04.393	1.817	8	1:04.171	10.918	66	1:03.893	4.183	1	1:04.110	14.499
68	1:05.145	8.704	66	1:04.195	2.158	4	1:04.221	11.706	25	1:03.895	5.284	5	1:04.065	15.242
4	1:04.869	8.964	25	1:04.482	3.751	1	1:04.307	12.336	3	1:04.085	5.857	2	1:04.226	15.970
1	1:04.527	9.276	3	1:04.769	4.400	5	1:04.221	13.152	28	1:03.964	6.926	68	1:04.473	20.969
5	1:04.698	9.978	28	1:06.174	4.967	2	1:04.028	13.496	20	1:03.747	7.441	27	1:04.653	22.713
2	1:05.890	11.606	20	1:04.301	5.221	68	1:05.109	16.171	18	1:04.299	9.256	Lap 13		
27	1:07.090	11.625	18	1:04.189	6.041	27	1:04.786	17.496	36	1:04.198	9.700	19	1:03.784	
Lap 3			23	1:04.147	7.088	Lap 8			23	1:04.162	10.562	16	1:03.801	2.326
19	1:04.478		36	1:04.288	7.656	19	1:03.662		6	1:04.030	10.953	9	1:04.115	4.865
16	1:04.288	0.688	6	1:04.607	8.363	16	1:03.830	1.538	7	1:04.172	11.627	66	1:04.169	5.334
9	1:04.441	1.341	7	1:04.567	8.819	9	1:03.964	3.366	8	1:04.290	12.620	25	1:04.056	6.086
66	1:04.425	1.795	8	1:04.367	9.387	66	1:03.918	3.963	4	1:04.070	12.964	3	1:03.917	6.724
28	1:04.269	2.453	4	1:04.445	10.750	25	1:04.005	4.781	1	1:03.951	13.346	28	1:04.378	8.512
25	1:04.022	3.018	68	1:05.568	11.063	3	1:03.851	5.084	5	1:04.172	14.232	20	1:04.482	8.922
3	1:04.085	3.472	1	1:04.723	11.321	28	1:04.203	6.332	2	1:04.168	14.905	18	1:04.282	10.658
20	1:03.863	4.697	5	1:04.635	11.756	20	1:04.102	6.965	68	1:04.649	19.129	36	1:04.072	11.052
18	1:05.074	5.736	2	1:04.540	12.185	18	1:04.312	7.997	27	1:04.626	20.371	23	1:04.197	11.838
23	1:04.702	6.492	27	1:04.586	15.119	36	1:04.112	9.006	Lap 11			6	1:03.994	12.358
Lap 6			Lap 6			23	1:04.076	9.603	19	1:03.704		7	1:03.950	12.961
						6	1:04.285	10.222	16	1:03.781	2.000	8	1:04.052	13.793

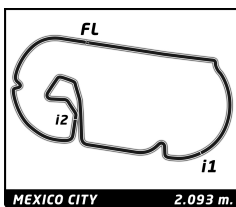


ABB FIA Formula E Championship

Round 5 - Mexico City ePrix

Race

Analysis by lap

Official Timekeeper

■ Lapped

Nr	Lap Time	Gap	Nr	Lap Time	Gap	Nr	Lap Time	Gap	Nr	Lap Time	Gap	Nr	Lap Time	Gap
Lap 14														
16	1:03.827		9	1:04.012	2.724	66	1:03.968	3.149	25	1:04.093	4.026	3	1:03.985	4.556
28	1:04.125	16.311	28	1:04.155	6.514	20	1:04.155	6.924	18	1:04.281	8.786	36	1:04.315	9.214
68	1:04.301	21.486	27	1:04.343	28.170	6	1:04.252	10.457	7	1:04.165	10.973	8	1:04.320	11.960
27	1:04.864	23.793	7	1:04.165	10.973	4	1:04.299	12.505	1	1:04.192	12.848	5	1:04.487	13.845
Lap 15														
16	1:03.854		9	1:04.899	3.769	66	1:04.931	4.226	25	1:04.540	4.712	3	1:04.437	5.139
9	1:04.012	2.724	28	1:04.247	6.907	20	1:04.250	7.320	18	1:04.239	9.171	36	1:04.258	9.618
66	1:03.968	3.149	19	1:28.149	21.996	27	1:05.452	23.092	6	1:04.242	10.845	23	1:04.392	10.402
25	1:04.093	4.026	6	1:04.252	10.457	7	1:04.222	11.341	7	1:04.222	11.341	8	1:04.047	12.153
3	1:03.985	4.556	7	1:04.165	10.973	4	1:04.299	12.505	8	1:04.047	12.153	4	1:04.556	13.207
28	1:04.155	6.514	8	1:04.320	11.960	1	1:04.192	12.848	5	1:04.090	14.081	1	1:04.435	13.429
20	1:04.155	6.924	4	1:04.299	12.505	5	1:04.192	12.848	2	1:04.055	14.543	5	1:04.090	14.081
18	1:04.281	8.786	1	1:04.192	12.848	68	1:04.472	19.805	68	1:04.551	20.502	2	1:04.055	14.543
36	1:04.315	9.214	5	1:04.487	13.845	19	1:28.149	21.996	27	1:06.393	25.631	68	1:04.551	20.502
27	1:04.179	9.864	2	1:04.184	14.342	27	1:04.874	27.106	19	1:09.937	28.079	27	1:06.393	25.631
6	1:04.252	10.457	68	1:04.472	19.805	19	1:23.245	47.712	19	1:09.937	28.079	19	1:09.937	28.079
7	1:04.165	10.973	19	1:04.331	28.373	19	1:55.417	1 Lap	19	1:09.937	28.079	19	1:09.937	28.079
8	1:04.320	11.960	19	1:04.331	28.373	1	1:55.417	1 Lap	19	1:09.937	28.079	19	1:09.937	28.079
4	1:04.299	12.505	19	1:04.331	28.373	1	1:55.417	1 Lap	19	1:09.937	28.079	19	1:09.937	28.079
1	1:04.192	12.848	19	1:04.331	28.373	1	1:55.417	1 Lap	19	1:09.937	28.079	19	1:09.937	28.079
5	1:04.487	13.845	19	1:04.331	28.373	1	1:55.417	1 Lap	19	1:09.937	28.079	19	1:09.937	28.079
2	1:04.184	14.342	19	1:04.331	28.373	1	1:55.417	1 Lap	19	1:09.937	28.079	19	1:09.937	28.079
68	1:04.472	19.805	19	1:04.331	28.373	1	1:55.417	1 Lap	19	1:09.937	28.079	19	1:09.937	28.079
19	1:28.149	21.996	19	1:04.331	28.373	1	1:55.417	1 Lap	19	1:09.937	28.079	19	1:09.937	28.079
27	1:05.452	23.092	19	1:04.331	28.373	1	1:55.417	1 Lap	19	1:09.937	28.079	19	1:09.937	28.079
Lap 16														
16	1:04.037		16	1:04.219		16	1:04.435		16	1:04.802		16	1:04.034	
9	1:04.030	3.762	9	1:04.050	3.692	9	1:04.208	3.232	9	1:04.011	2.035	9	1:04.199	3.795
66	1:04.039	4.228	66	1:04.066	4.230	9	1:04.109	3.635	66	1:04.032	4.053	66	1:04.199	3.795
25	1:04.256	4.931	25	1:04.172	5.094	66	1:04.109	3.635	8	1:07.207	16.921	25	1:03.490	3.897
Lap 17														
16	1:03.906		16	1:03.906		25	1:04.022	4.536	5	1:06.651	17.309	9	1:03.526	4.828
9	1:04.012	2.724	9	1:04.005	3.861	3	1:04.236	5.858	4	1:07.170	18.411	20	1:02.907	6.246
66	1:03.968	3.149	66	1:04.061	4.383	20	1:04.261	7.927	2	1:10.173	21.932	3	1:03.733	7.450
25	1:04.093	4.026	25	1:04.116	5.141	20	1:04.261	7.927	2	1:10.173	21.932	18	1:03.286	11.423
3	1:03.985	4.556	3	1:04.359	6.255	28	1:04.398	9.650	68	1:05.261	24.343	28	1:03.635	13.257
28	1:04.155	6.514	20	1:04.277	8.684	18	1:04.605	11.265	27	1:04.283	27.772	36	1:04.534	13.564
20	1:04.155	6.924	28	1:05.736	9.596	18	1:04.605	11.265	6	1:07.129	15.175	6	1:04.534	13.564
18	1:04.281	8.786	18	1:04.846	10.567	36	1:05.027	12.105	23	1:07.579	16.190	6	1:04.534	13.564
36	1:04.315	9.214	36	1:05.018	11.217	6	1:05.041	12.528	7	1:07.340	16.401	6	1:04.534	13.564
27	1:04.179	9.864	6	1:04.667	11.909	23	1:04.986	13.152	1	1:07.340	16.401	1	1:04.534	13.564
6	1:04.252	10.457	23	1:05.847	12.554	7	1:05.010	13.574	7	1:07.340	16.401	1	1:04.534	13.564
7	1:04.165	10.973	7	1:05.275	12.982	8	1:04.647	14.231	5	1:06.634	16.665	1	1:04.534	13.564
8	1:04.320	11.960	8	1:04.852	13.588	1	1:04.401	14.686	8	1:07.207	16.921	1	1:04.534	13.564
4	1:04.299	12.505	1	1:04.124	14.652	5	1:04.317	15.347	5	1:06.651	17.309	1	1:04.534	13.564
1	1:04.192	12.848	5	1:04.236	15.364	4	1:04.192	15.823	4	1:07.170	18.411	1	1:04.534	13.564
5	1:04.487	13.845	4	1:04.512	16.127	2	1:04.192	15.823	2	1:07.170	18.411	1	1:04.534	13.564
2	1:04.184	14.342	2	1:04.517	16.601	2	1:04.407	16.516	2	1:07.170	18.411	1	1:04.534	13.564
68	1:04.472	19.805	68	1:05.006	22.194	68	1:05.063	23.272	68	1:07.170	18.411	1	1:04.534	13.564
19	1:28.149	21.996	27	1:04.874	27.106	27	1:04.703	28.156	68	1:07.170	18.411	1	1:04.534	13.564
27	1:05.452	23.092	19	1:23.245	47.712	27	1:04.703	28.156	27	1:07.170	18.411	1	1:04.534	13.564
Lap 18														
16	1:04.219		16	1:04.219		16	1:04.435		16	1:04.802		16	1:04.034	
9	1:04.012	2.724	9	1:04.050	3.692	9	1:04.208	3.232	9	1:04.011	2.035	9	1:04.199	3.795
66	1:03.968	3.149	66	1:04.066	4.230	9	1:04.109	3.635	66	1:04.032	4.053	66	1:04.199	3.795
25	1:04.093	4.026	25	1:04.172	5.094	66	1:04.109	3.635	8	1:07.207	16.921	25	1:03.490	3.897
3	1:03.985	4.556	3	1:04.359	6.255	25	1:04.022	4.536	5	1:06.651	17.309	9	1:03.526	4.828
28	1:04.155	6.514	20	1:04.277	8.684	3	1:04.236	5.858	4	1:07.170	18.411	20	1:02.907	6.246
20	1:04.155	6.924	28	1:05.736	9.596	20	1:04.261	7.927	2	1:10.173	21.932	3	1:03.733	7.450
18	1:04.281	8.786	18	1:04.846	10.567	28	1:04.398	9.650	68	1:05.261	24.343	18	1:03.286	11.423
36	1:04.315	9.214	36	1:05.018	11.217	18	1:04.605	11.265	27	1:04.283	27.772	28	1:03.635	13.257
27	1:04.179	9.864	6	1:04.667	11.909	36	1:05.027	12.105	6	1:07.129	15.175	36	1:04.534	13.564
6	1:04.252	10.457	23	1:05.847	12.554	6	1:05.041	12.528	23	1:07.579	16.190	6	1:04.534	13.564
7	1:04.165	10.973	7	1:05.275	12.982	23	1:04.986	13.152	7	1:07.340	16.401	6	1:04.534	13.564
8	1:04.320	11.960	8	1:04.852	13.588	7	1:05.010	13.574	1	1:07.340	16.401	6	1:04.534	13.564
4	1:04.299	12.505	1	1:04.124	14.652	8	1:04.647	14.231	5	1:06.634	16.665	6	1:04.534	13.564
1	1:04.192	12.848	5	1:04.236	15.364	1	1:04.401	14.686	8	1:07.207	16.921	6	1:04.534	13.564
5	1:04.487	13.845	4	1:04.512	16.127	5	1:04.317	15.347	5	1:06.651	17.309	6	1:04.534	13.564
2	1:04.184	14.342	2	1:04.517	16.601	4	1:04.192	15.823	4	1:07.170	18.411	6	1:04.534	13.564
68	1:04.472	19.805	68	1:05.006	22.194	2	1:04.407	16.516	2	1:07.170	18.411	6	1:04.534	13.564
19	1:28.149	21.996	27	1:04.874	27.106	68	1:05.063	23.272	68	1:07.170	18.411	6	1:04.534	13.564
27	1:05.452	23.092	19	1:23.245	47.712	27	1:04.703	28.156	68	1:07.170	18.411	6	1:04.534	13.564
Lap 19														
16	1:04.327		16	1:04.327		16	1:04.435		16	1:04.802		16	1:04.034	
9	1:04.094	3.459	9	1:04.094	3.459	9	1:04.208	3.232	9	1:04.011	2.035	9	1:04.199	3.795
66	1:04.058	3.961	66	1:04.058	3.961	9	1:04.109	3.635	66	1:04.032	4.053	66	1:04.199	3.795
25	1:04.182	4.949	25	1:04.182	4.949	25	1:04.022	4.536	8	1:07.207	16.921	25	1:03.490	3.897
3	1:04.099	6.057	3	1:04.099	6.057	3	1:04.236	5.858	5	1:06.651	17.309	9	1:03.526	4.828
20	1:04.097	8.101	20	1:04.097	8.101	20	1:04.261	7.927	4	1:07.170	18.411	20	1:02.907	6.246
28	1:04.188	9.687	28	1:04.188	9.687	28	1:04.398	9.650	2	1:10.173	21.932	3	1:03.733	7.450
18	1:04.879	11.095	18	1:04.879	11.095	18	1:04.605	11.265	68	1:05.261	24.343	18	1:03.286	11.423
36														



FIA FORMULA E
CHAMPIONSHIP
2017-18

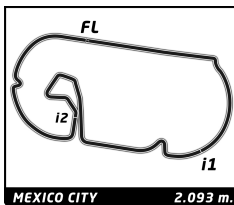


ABB FIA Formula E Championship

Round 5 - Mexico City ePrix

Race

Analysis by lap

Official Timekeeper TAGHeuer

Lapped

Nr	Lap Time	Gap	Nr	Lap Time	Gap	Nr	Lap Time	Gap	Nr	Lap Time	Gap	Nr	Lap Time	Gap	
2	1:03.993	14.122	66	1:03.503		6	1:03.866	24.371	28	1:04.037	15.150	16	1:03.741	4.115	
4	1:03.417	15.664	16	1:03.168	2.707	1	1:03.029	25.251	36	1:03.991	17.483	9	1:03.928	5.410	
5	1:03.480	17.490	9	1:03.151	4.219	68	1:03.470	27.925	2	1:04.756	20.243	3	1:03.365	6.542	
8	1:03.159	18.567	25	1:03.402	4.919	27	1:03.820	33.124	4	1:03.886	20.592	25	1:03.525	7.365	
6	1:03.509	19.728	20	1:03.555	5.609	19	1:04.361	1 Lap	5	1:04.011	21.250	20	1:03.988	8.277	
7	1:03.366	20.514	3	1:03.675	6.748				8	1:04.666	22.057	18	1:03.855	13.999	
1	1:40.115	22.584	18	1:03.659	10.318	Lap 32				7	1:03.956	23.845	28	1:03.784	15.812
68	1:04.381	26.765	28	1:03.668	12.380	66	1:03.568		1	1:03.183	25.023	36	1:04.071	18.702	
27	1:06.024	32.394	36	1:03.796	14.132	16	1:04.584	3.630	6	1:03.958	26.922	4	1:03.964	21.902	
19	1:04.586	1 Lap	2	1:03.907	15.069	9	1:03.299	3.850	68	1:03.479	28.223	5	1:03.722	22.305	
Lap 27			4	1:03.756	15.459	25	1:03.391	5.021	27	1:03.313	33.746	1	1:03.475	25.686	
66	1:03.967		5	1:03.489	16.289	20	1:03.484	6.101	19	1:05.653	1 Lap	7	1:04.757	26.620	
16	1:03.647	3.475	8	1:03.510	17.228	3	1:02.709	6.431	Lap 35				2	1:04.858	27.827
25	1:04.282	4.212	6	1:03.764	19.691	18	1:05.458	12.895	66	1:03.581		6	1:04.387	28.464	
9	1:03.678	4.539	1	1:03.351	19.941	28	1:03.895	13.654	16	1:03.392	4.249	68	1:03.806	29.131	
20	1:03.297	5.576	7	1:03.723	20.711	36	1:04.031	15.915	9	1:03.750	5.264	27	1:03.593	33.695	
3	1:03.174	6.657	68	1:03.328	26.654	2	1:03.960	17.256	3	1:03.836	6.550	Lap 38			
18	1:03.267	10.723	27	1:03.503	31.920	4	1:04.218	17.851	25	1:04.733	7.098	66	1:03.522		
28	1:03.043	12.333	19	1:04.152	1 Lap	5	1:04.232	18.440	20	1:04.055	7.862	16	1:03.669	4.262	
23	2:01.782	1 Lap	Lap 30			8	1:04.116	18.879	18	1:03.753	13.910	9	1:03.752	5.640	
36	1:03.915	13.512	66	1:03.308		7	1:04.365	22.474	28	1:03.930	15.499	3	1:03.643	6.663	
2	1:04.110	14.265	16	1:03.247	2.646	6	1:03.904	24.707	36	1:03.949	17.851	25	1:03.941	7.784	
4	1:03.330	15.027	9	1:03.254	4.165	1	1:03.289	24.972	4	1:04.305	21.316	20	1:03.845	8.600	
5	1:03.017	16.540	25	1:03.284	4.895	68	1:03.370	27.727	5	1:04.627	22.296	18	1:03.639	14.116	
8	1:03.013	17.613	20	1:03.616	5.917	27	1:04.060	33.616	2	1:05.977	22.639	28	1:03.980	16.270	
6	1:03.592	19.353	3	1:03.570	7.010	19	1:04.388	1 Lap	8	1:04.626	23.102	36	1:04.944	20.124	
7	1:03.417	19.964	18	1:03.666	10.676	Lap 33				7	1:04.256	24.520	4	1:03.725	22.105
1	1:02.202	20.819	28	1:03.886	12.958	66	1:03.259		1	1:03.412	24.854	5	1:04.076	22.859	
68	1:04.145	26.943	36	1:03.793	14.617	16	1:03.825	4.196	6	1:03.822	27.163	1	1:03.508	25.672	
27	1:03.606	32.033	2	1:04.053	15.814	9	1:04.210	4.801	68	1:03.460	28.102	7	1:03.852	26.950	
19	1:04.299	1 Lap	4	1:04.083	16.234	25	1:03.736	5.498	27	1:03.487	33.652	6	1:05.080	30.022	
Lap 28			5	1:03.925	16.906	3	1:03.158	6.330	Lap 36				2	1:06.687	30.992
66	1:03.735		8	1:03.681	17.601	20	1:04.351	7.193	66	1:03.620		68	1:06.175	31.784	
16	1:03.302	3.042	7	1:03.847	21.250	18	1:03.874	13.510	19	1:09.654	2 Laps	27	1:04.453	34.626	
9	1:03.767	4.571	6	1:07.276	23.659	28	1:03.940	14.335	6	1:03.822	27.163	Lap 39			
25	1:04.543	5.020	1	1:08.743	25.376	36	1:04.058	16.714	16	1:03.380	4.009	66	1:03.579		
20	1:03.716	5.557	68	1:04.263	27.609	2	1:04.712	18.709	9	1:03.473	5.117	16	1:03.910	4.593	
3	1:03.654	6.576	27	1:03.846	32.458	4	1:05.336	19.928	3	1:03.882	6.812	9	1:03.675	5.736	
18	1:03.174	10.162	19	1:04.345	1 Lap	5	1:05.280	20.461	25	1:03.997	7.475	3	1:03.790	6.874	
28	1:03.617	12.215	Lap 31			8	1:04.993	20.613	20	1:03.682	7.924	25	1:03.771	7.976	
36	1:04.062	13.839	66	1:03.154		7	1:03.896	23.111	18	1:03.489	13.779	20	1:03.859	8.880	
2	1:04.135	14.665	16	1:03.122	2.614	1	1:03.349	25.062	28	1:03.784	15.663	18	1:03.791	14.328	
4	1:03.914	15.206	9	1:03.108	4.119	6	1:04.738	26.186	36	1:04.035	18.266	28	1:03.844	16.535	
5	1:03.498	16.303	25	1:03.457	5.198	68	1:03.498	27.966	4	1:03.877	21.573	36	1:04.486	21.031	
8	1:03.343	17.221	20	1:03.422	6.185	27	1:03.298	33.655	5	1:03.542	22.218	4	1:03.644	22.170	
6	1:03.812	19.430	3	1:03.434	7.290	19	1:05.272	1 Lap	7	1:04.598	25.498	5	1:03.774	23.054	
1	1:03.009	20.093	18	1:03.483	11.005	Lap 34				2	1:07.585	26.604	1	1:03.474	25.567
7	1:04.262	20.491	28	1:03.523	13.327	66	1:03.222		6	1:04.169	27.712	7	1:04.111	27.482	
68	1:03.621	26.829	36	1:03.989	15.452	16	1:03.464	4.438	68	1:04.478	28.960	6	1:03.808	30.251	
27	1:03.622	31.920	2	1:04.204	16.864	9	1:03.516	5.095	27	1:03.705	33.737	68	1:04.803	33.008	
23	1:40.734	1 Lap	4	1:04.121	17.201	25	1:03.670	5.946	8	1:17.847	37.329	2	1:06.404	33.817	
19	1:04.345	1 Lap	5	1:04.024	17.776	3	1:03.187	6.295	Lap 37				27	1:04.081	35.128
Lap 29			8	1:03.884	18.331	20	1:03.417	7.388	66	1:03.635		Lap 40			
			7	1:03.581	21.677	18	1:03.450	13.738							

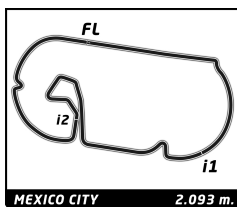


ABB FIA Formula E Championship

Round 5 - Mexico City ePrix

Race

Analysis by lap

Official Timekeeper 

 Lapped

Nr	Lap Time	Gap	Nr	Lap Time	Gap	Nr	Lap Time	Gap	Nr	Lap Time	Gap	Nr	Lap Time	Gap
66	1:03.616		Lap 43			5	1:22.698	43.232						
16	1:03.709	4.686	66	1:03.582		Lap 46								
9	1:03.637	5.757	16	1:04.109	5.409	66	1:03.978							
3	1:03.435	6.693	9	1:03.736	5.993	16	1:04.677	6.127						
25	1:03.947	8.307	3	1:04.025	6.653	9	1:04.791	6.617						
20	1:04.053	9.317	25	1:03.746	8.201	3	1:04.270	7.255						
18	1:03.808	14.520	20	1:04.416	10.059	25	1:04.127	8.072						
28	1:04.090	17.009	28	1:03.854	17.260	20	1:03.795	9.967						
36	1:04.172	21.587	36	1:04.464	22.566	28	1:04.366	17.379						
4	1:03.853	22.407	4	1:04.337	22.840	4	1:05.419	26.438						
5	1:03.740	23.178	5	1:03.853	23.687	36	1:06.571	27.352						
1	1:03.179	25.130	1	1:03.793	24.045	1	1:03.920	28.109						
7	1:04.049	27.915	7	1:04.418	28.761	7	1:04.650	30.124						
6	1:03.958	30.593	6	1:03.967	30.655	6	1:04.191	31.309						
68	1:03.575	32.967	68	1:03.837	32.761	68	1:06.117	36.456						
2	1:04.819	35.020	18	1:03.733	36.386	18	1:04.617	36.802						
27	1:03.951	35.463	27	1:04.095	37.236	27	1:03.907	37.960						
Lap 41			2	1:05.197	39.236	2	1:05.884	44.111						
66	1:04.275		Lap 44			5	1:05.235	44.489						
16	1:04.477	4.888	66	1:03.981		Lap 47								
9	1:03.685	5.167	16	1:03.831	5.259	66	1:05.042							
3	1:03.400	5.818	9	1:03.804	5.816	16	1:05.313	6.398						
25	1:03.649	7.681	3	1:04.030	6.702	9	1:05.040	6.615						
20	1:03.856	8.898	25	1:03.902	8.122	3	1:04.802	7.015						
28	1:03.869	16.603	20	1:03.981	10.059	25	1:04.516	7.546						
18	1:08.583	18.828	28	1:03.949	17.228	20	1:04.125	9.050						
36	1:04.007	21.319	36	1:04.736	23.321	28	1:04.820	17.157						
4	1:03.790	21.922	4	1:05.040	23.899	4	1:05.115	26.511						
5	1:04.353	23.256	5	1:04.713	24.419	1	1:06.141	29.208						
1	1:03.159	24.014	1	1:04.599	24.663	36	1:07.205	29.515						
7	1:04.003	27.643	7	1:04.473	29.253	7	1:05.336	30.418						
6	1:03.887	30.205	6	1:04.144	30.818	6	1:05.592	31.859						
68	1:03.843	32.535	68	1:04.095	32.875	18	1:04.446	36.206						
2	1:05.363	36.108	18	1:03.808	36.213	68	1:06.922	38.336						
27	1:05.204	36.392	27	1:03.920	37.175	27	1:05.674	38.592						
Lap 42			2	1:05.172	40.427	5	1:05.242	44.689						
66	1:03.733		Lap 45			2	1:05.913	44.982						
16	1:03.727	4.882	66	1:03.885										
9	1:04.405	5.839	16	1:04.054	5.428									
3	1:04.125	6.210	9	1:03.873	5.804									
25	1:04.089	8.037	3	1:04.146	6.963									
20	1:04.060	9.225	25	1:03.686	7.923									
28	1:04.118	16.988	20	1:03.976	10.150									
36	1:04.098	21.684	28	1:03.648	16.991									
4	1:03.896	22.085	36	1:05.323	24.759									
5	1:03.893	23.416	4	1:04.983	24.997									
1	1:03.553	23.834	1	1:07.389	28.167									
7	1:04.015	27.925	7	1:04.084	29.452									
6	1:03.798	30.270	6	1:04.163	31.096									
68	1:03.704	32.506	68	1:05.327	34.317									
18	1:21.140	36.235	18	1:03.835	36.163									
27	1:04.064	36.723	27	1:04.741	38.031									
2	1:05.246	37.621	2	1:05.663	42.205									

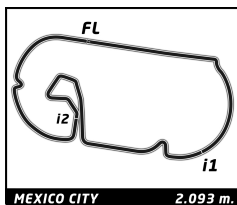


ABB FIA Formula E Championship

Round 5 - Mexico City ePrix

Race

Pit Stop Analysis

Official Timekeeper 

Nr.	In Time	In Driver	Out Time	Out Driver	Pit Time	T. Pit Time	Nr.	In Time	In Driver	Out Time	Out Driver	Pit Time	T. Pit Time
1		Audi Sport ABT Schaeffler Audi e-tron FE04					25		TECHEETAH Renault Z.E. 17				
1	16:30:50.164	L. DI GRASSI	16:31:37.459	L. DI GRASSI	47.295	47.295	1	16:29:31.993	J. VERGNE	16:30:13.696	J. VERGNE	41.703	41.703
2		DS Virgin Racing DS Virgin DSV-03					27		Andretti Formula E Andretti ATEC-03				
1	16:27:34.916	S. BIRD	16:28:17.106	S. BIRD	42.190	42.190	1	16:29:55.992	T. BLOMQUIST	16:30:39.243	T. BLOMQUIST	43.251	43.251
3		Panasonic Jaguar Racing Jaguar I-Type II					28		Andretti Formula E Andretti ATEC-03				
1	16:30:39.325	N. PIQUET	16:31:21.719	N. PIQUET	42.394	42.394	1	16:29:42.755	A. DA COSTA	16:30:23.175	A. DA COSTA	40.420	40.420
4		Venturi Formula E Team Venturi VM200-FE-03					36		DS Virgin Racing DS Virgin DSV-03				
1	16:28:41.059	E. MORTARA	16:29:23.072	E. MORTARA	42.013	42.013	1	16:28:35.837	A. LYNN	16:29:18.984	A. LYNN	43.147	43.147
5		Venturi Formula E Team Venturi VM200-FE-03					66		Audi Sport ABT Schaeffler Audi e-tron FE04				
1	16:29:46.583	M. ENGEL	16:30:28.609	M. ENGEL	42.026	42.026	1	16:29:28.753	D. ABT	16:30:09.624	D. ABT	40.871	40.871
6		DRAGON PENSKE EV-2					68		NIO Formula E Team NextEV NIO Sport 003				
1	16:28:38.199	J. LOPEZ	16:29:27.260	J. LOPEZ	49.061	49.061	1	16:29:52.814	L. FILIPPI	16:30:36.806	L. FILIPPI	43.992	43.992
7		DRAGON PENSKE EV-2											
1	16:28:40.002	J. D'AMBROSIO	16:29:27.597	J. D'AMBROSIO	47.595	47.595							
8		Renault e.dams Renault Z.E. 17											
1	16:29:45.780	N. PROST	16:30:30.184	N. PROST	44.404	44.404							
9		Renault e.dams Renault Z.E. 17											
1	16:29:31.368	S. BUEMI	16:30:14.651	S. BUEMI	43.283	43.283							
16		NIO Formula E Team NextEV NIO Sport 003											
1	16:29:27.750	O. TURVEY	16:30:13.309	O. TURVEY	45.559	45.559							
18		TECHEETAH Renault Z.E. 17											
1	16:29:37.956	A. LOTTERER	16:30:22.591	A. LOTTERER	44.635	44.635							
2	16:48:20.071	A. LOTTERER	16:48:47.045	A. LOTTERER	26.974	1:11.609							
19		Mahindra Racing Mahindra M4Electro											
1	16:24:34.339	F. ROSENQVIST	16:25:14.268	F. ROSENQVIST	39.929	39.929							
20		Panasonic Jaguar Racing Jaguar I-Type II											
1	16:29:33.525	M. EVANS	16:30:18.126	M. EVANS	44.601	44.601							
23		Mahindra Racing Mahindra M4Electro											
1	16:28:38.806	N. HEIDFELD	16:29:20.729	N. HEIDFELD	41.923	41.923							



FIA FORMULA E CHAMPIONSHIP 2017-18

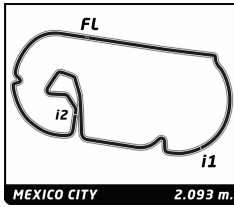


ABB FIA Formula E Championship

Round 5 - Mexico City ePrix

Race

Analysis

Official Timekeeper **TAGHeuer**

■ 200KW ■ Personal Best ■ Session Best ■ Crossing the finish line in pit lane

Lap	Time	Sector 1	Sector 2	Sector 3	Kph	Elapsed	Lap	Time	Sector 1	Sector 2	Sector 3	Kph	Elapsed		
1 Lucas DI GRASSI BRA															
Audi Sport ABT Schaeffler Audi e-tron FE04															
1	B	1:15.923	22.212	33.301	20.410	99.2	1:15.923	5	B	1:04.540	15.319	29.136	20.085	116.7	5:35.731
2	B	1:04.527	15.507	29.321	19.699	116.8	2:20.450	6	B	1:04.691	15.354	29.682	19.655	116.5	6:40.422
3	B	1:04.730	15.390	29.535	19.805	116.4	3:25.180	7	B	1:04.028	15.210	28.920	19.898	117.7	7:44.450
4	B	1:04.964	15.374	29.993	19.597	116.0	4:30.144	8	B	1:04.148	15.276	29.037	19.835	117.5	8:48.598
5	B	1:04.723	15.364	29.243	20.116	116.4	5:34.867	9	B	1:04.093	15.189	28.997	19.907	117.6	9:52.691
6	B	1:04.116	15.380	28.928	19.808	117.5	6:38.983	10	B	1:04.168	15.222	29.159	19.787	117.4	10:56.859
7	B	1:04.307	15.264	29.283	19.760	117.2	7:43.290	11	B	1:04.044	15.188	29.083	19.773	117.7	12:00.903
8	B	1:04.059	15.290	29.111	19.658	117.6	8:47.349	12	B	1:04.226	15.366	28.921	19.939	117.3	13:05.129
9	B	1:04.000	15.246	29.040	19.714	117.7	9:51.349	13	B	1:04.125	15.251	29.044	19.830	117.5	14:09.254
10	B	1:03.951	15.244	29.084	19.623	117.8	10:55.300	14	B	1:04.184	15.265	29.102	19.817	117.4	15:13.438
11	B	1:04.248	15.333	29.187	19.728	117.3	11:59.548	15	B	1:04.055	15.168	29.006	19.881	117.6	16:17.493
12	B	1:04.110	15.311	29.057	19.742	117.5	13:03.658	16	B	1:05.484	15.503	30.136	19.845	115.1	17:22.977
13	B	1:04.094	15.258	29.174	19.662	117.6	14:07.752	17	B	1:04.517	15.230	29.326	19.961	116.8	18:27.494
14	B	1:04.192	15.141	29.335	19.716	117.4	15:11.944	18	B	1:04.147	15.198	29.135	19.814	117.5	19:31.641
15	B	1:04.435	15.302	29.147	19.986	116.9	16:16.379	19	B	1:04.342	15.194	29.340	19.808	117.1	20:35.983
16	B	1:05.042	16.091	29.389	19.562	115.8	17:21.421	20	B	1:04.407	15.274	29.111	20.022	117.0	21:40.390
17	B	1:04.124	15.294	29.184	19.646	117.5	18:25.545	21	B	1:04.253	15.155	29.143	19.955	117.3	22:44.643
18	B	1:04.280	15.303	29.286	19.691	117.2	19:29.825	22	B	1:10.173 B	15.101	31.235	23.837	107.4	23:54.816
19	B	1:04.334	15.358	29.237	19.739	117.1	20:34.159	23	A	1:34.450	46.844	28.266	19.340	79.8	25:29.266
20	B	1:04.401	15.360	29.251	19.790	117.0	21:38.560	24	A	1:03.975	15.508	28.848	19.619	117.8	26:33.241
21	B	1:04.355	15.381	29.281	19.693	117.1	22:42.915	25	A	1:04.307	15.516	29.037	19.754	117.2	27:37.548
22	B	1:06.634	15.421	29.404	21.809	113.1	23:49.549	26	A	1:03.993	15.569	28.727	19.697	117.7	28:41.541
23	B	1:05.724	15.754	29.863	20.107	114.6	24:55.273	27	A	1:04.110	15.449	28.868	19.793	117.5	29:45.651
24	B	1:05.314	15.787	29.471	20.056	115.4	26:00.587	28	A	1:04.135	15.505	28.835	19.795	117.5	30:49.786
25	B	1:09.301 B	15.830	29.360	24.111	108.7	27:09.888	29	A	1:03.907	15.380	28.714	19.813	117.9	31:53.693
26	A	1:40.115	52.400	28.549	19.166	75.3	28:50.003	30	A	1:04.053	15.315	28.829	19.909	117.6	32:57.746
27	A	1:02.202	14.954	28.138	19.110	121.1	29:52.205	31	A	1:04.204	15.487	28.767	19.950	117.4	34:01.950
28	A	1:03.009	14.884	28.677	19.448	119.6	30:55.214	32	A	1:03.960	15.375	28.848	19.737	117.8	35:05.910
29	A	1:03.351	15.043	28.828	19.480	118.9	31:58.565	33	A	1:04.712	15.637	29.180	19.895	116.4	36:10.622
30	A	1:08.743	20.961	28.568	19.214	109.6	33:07.308	34	A	1:04.756	15.798	29.128	19.830	116.4	37:15.378
31	A	1:03.029	14.964	28.678	19.387	119.5	34:10.337	35	A	1:05.977	16.368	29.318	20.291	114.2	38:21.355
32	A	1:03.289	15.012	28.818	19.459	119.1	35:13.626	36	A	1:07.585	16.162	31.373	20.050	111.5	39:28.940
33	A	1:03.349	15.235	28.628	19.486	118.9	36:16.975	37	A	1:04.858	15.852	29.104	19.902	116.2	40:33.798
34	A	1:03.183	15.066	28.695	19.422	119.3	37:20.158	38	A	1:06.687	15.984	30.775	19.928	113.0	41:40.485
35	A	1:03.412	14.956	28.753	19.703	118.8	38:23.570	39	A	1:06.404	15.862	30.532	20.010	113.5	42:46.889
36	A	1:04.612	15.255	29.455	19.902	116.6	39:28.182	40	A	1:04.819	15.757	29.168	19.894	116.2	43:51.708
37	A	1:03.475	15.308	28.759	19.408	118.7	40:31.657	41	A	1:05.363	16.081	29.259	20.023	115.3	44:57.071
38	A	1:03.508	15.125	28.902	19.481	118.6	41:35.165	42	A	1:05.246	16.120	29.258	19.868	115.5	46:02.317
39	A	1:03.474	15.078	28.941	19.455	118.7	42:38.639	43	A	1:05.197	16.062	29.136	19.999	115.6	47:07.514
40	A	1:03.179	15.019	28.749	19.411	119.3	43:41.818	44	A	1:05.172	16.022	29.212	19.938	115.6	48:12.686
41	A	1:03.159	14.953	28.758	19.448	119.3	44:44.977	45	A	1:05.663	15.914	29.743	20.006	114.7	49:18.349
42	A	1:03.553	14.990	28.993	19.570	118.6	45:48.530	46	A	1:05.884	16.248	29.466	20.170	114.4	50:24.233
43	A	1:03.793	15.027	29.102	19.664	118.1	46:52.323	47	A	1:05.913	16.248	29.584	20.081	114.3	51:30.146
44	A	1:04.599	15.259	29.525	19.815	116.6	47:56.922								
45	A	1:07.389	15.634	32.000	19.755	111.8	49:04.311								
46	A	1:03.920	15.314	28.968	19.638	117.9	50:08.231								
47	A	1:06.141	15.290	29.606	21.245	113.9	51:14.372								
2 Sam BIRD GBR															
DS Virgin Racing DS Virgin DSV-03															
1	B	1:16.890	22.222	33.675	20.993	98.0	1:16.890								
2	B	1:05.890	15.667	30.479	19.744	114.4	2:22.780								
3	B	1:03.928	15.497	28.892	19.539	117.9	3:26.708								
4	B	1:04.483	15.419	29.193	19.871	116.8	4:31.191								
3 Nelson PIQUET BRA															
Panasonic Jaguar Racing Jaguar I-Type II															
1	A	1:10.628	19.346	31.639	19.643	106.7	1:10.628								
2	A	1:04.411	15.544	29.229	19.638	117.0	2:15.039								
3	A	1:04.085	15.209	29.324	19.552	117.6	3:19.124								
4	A	1:04.053	15.123	29.361	19.569	117.6	4:23.177								
5	A	1:04.769	15.229	29.781	19.759	116.3	5:27.946								
6	A	1:03.798	15.090	29.097	19.611	118.1	6:31.744								
7	A	1:04.105	15.189	29.182	19.734	117.5	7:35.849								
8	A	1:03.851	15.076	29.185	19.590	118.0	8:39.700								
9	A	1:04.026	15.263	29.144	19.619	117.7	9:43.726								
10	A	1:04.085	15.167	29.284	19.634	117.6	10:47.811								
11	A	1:04.119	15.195	29.254	19.670	117.5	11:51.930								
12	A	1:03.820	15.102	29.104	19.614	118.1	12:55.750								

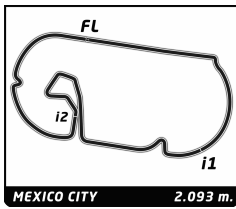


ABB FIA Formula E Championship

Round 5 - Mexico City ePrix

Race

Analysis

Official Timekeeper TAGHeuer

■ 200KW
 ■ Personal Best
 ■ Session Best
 ■ B Crossing the finish line in pit lane

Lap	Time	Sector 1	Sector 2	Sector 3	Kph	Elapsed	Lap	Time	Sector 1	Sector 2	Sector 3	Kph	Elapsed
13	A 1:03.917	15.123	29.111	19.683	117.9	13:59.667	21	A 1:04.428	15.245	29.403	19.780	116.9	22:44.125
14	A 1:03.985	15.183	29.157	19.645	117.8	15:03.652	22	A 1:07.170	15.296	31.948	19.926	112.2	23:51.295
15	A 1:04.437	15.087	29.596	19.754	116.9	16:08.089	23	A 1:09.413 B	15.417	29.555	24.441	108.6	25:00.708
16	A 1:04.700	15.335	29.548	19.817	116.5	17:12.789	24	B 1:35.257	46.958	28.916	19.383	79.1	26:35.965
17	A 1:04.359	15.142	29.527	19.690	117.1	18:17.148	25	B 1:03.701	15.284	28.608	19.809	118.3	27:39.666
18	A 1:04.249	15.210	29.298	19.741	117.3	19:21.397	26	B 1:03.417	15.146	28.593	19.678	118.8	28:43.083
19	A 1:04.099	15.151	29.243	19.705	117.5	20:25.496	27	B 1:03.330	15.108	28.762	19.460	119.0	29:46.413
20	A 1:04.236	15.231	29.387	19.618	117.3	21:29.732	28	B 1:03.914	15.269	29.006	19.639	117.9	30:50.327
21	A 1:04.567	15.283	29.601	19.683	116.7	22:34.299	29	B 1:03.756	15.225	28.879	19.652	118.2	31:54.083
22	A 1:04.709	15.297	29.636	19.776	116.4	23:39.008	30	B 1:04.083	15.284	29.110	19.689	117.6	32:58.166
23	A 1:04.486	15.393	29.361	19.732	116.8	24:43.494	31	B 1:04.121	15.300	29.084	19.737	117.5	34:02.287
24	A 1:04.860	15.509	29.544	19.807	116.2	25:48.354	32	B 1:04.218	15.378	29.197	19.643	117.3	35:06.505
25	A 1:10.782 B	16.074	30.311	24.397	106.5	26:59.136	33	B 1:05.336	15.324	29.262	20.750	115.3	36:11.841
26	B 1:35.733	47.233	29.019	19.481	78.7	28:34.869	34	B 1:03.886	15.104	29.081	19.701	117.9	37:15.727
27	B 1:03.174	15.004	28.726	19.444	119.3	29:38.043	35	B 1:04.305	15.520	29.047	19.738	117.2	38:20.032
28	B 1:03.654	14.963	29.162	19.529	118.4	30:41.697	36	B 1:03.877	15.139	28.955	19.783	118.0	39:23.909
29	B 1:03.675	15.182	28.904	19.589	118.3	31:45.372	37	B 1:03.964	15.095	28.935	19.934	117.8	40:27.873
30	B 1:03.570	14.926	28.989	19.655	118.5	32:48.942	38	B 1:03.725	15.143	28.972	19.610	118.2	41:31.598
31	B 1:03.434	14.899	29.004	19.531	118.8	33:52.376	39	B 1:03.644	15.125	28.914	19.605	118.4	42:35.242
32	B 1:02.709	14.679	28.641	19.389	120.2	34:55.085	40	B 1:03.853	15.270	28.888	19.695	118.0	43:39.095
33	B 1:03.158	15.050	28.638	19.470	119.3	35:58.243	41	B 1:03.790	15.171	28.952	19.667	118.1	44:42.885
34	B 1:03.187	14.681	28.849	19.657	119.2	37:01.430	42	B 1:03.896	15.275	28.989	19.632	117.9	45:46.781
35	B 1:03.836	14.931	29.389	19.516	118.0	38:05.266	43	B 1:04.337	15.236	29.334	19.767	117.1	46:51.118
36	B 1:03.882	14.726	29.637	19.519	117.9	39:09.148	44	B 1:05.040	15.793	29.465	19.782	115.8	47:56.158
37	B 1:03.365	14.737	28.918	19.710	118.9	40:12.513	45	B 1:04.983	15.283	29.454	20.246	116.0	49:01.141
38	B 1:03.643	14.961	29.186	19.496	118.4	41:16.156	46	B 1:05.419	16.240	29.322	19.857	115.2	50:06.560
39	B 1:03.790	15.016	29.172	19.602	118.1	42:19.946	47	B 1:05.115	15.323	29.609	20.183	115.7	51:11.675
40	B 1:03.435	14.845	28.969	19.621	118.8	43:23.381							
41	B 1:03.400	14.876	29.013	19.511	118.8	44:26.781							
42	B 1:04.125	14.951	29.536	19.638	117.5	45:30.906							
43	B 1:04.025	14.962	29.400	19.663	117.7	46:34.931							
44	B 1:04.030	14.968	29.441	19.621	117.7	47:38.961							
45	B 1:04.146	15.008	29.547	19.591	117.5	48:43.107							
46	B 1:04.270	15.080	29.365	19.825	117.2	49:47.377							
47	B 1:04.802	15.226	29.679	19.897	116.3	50:52.179							

4		Edoardo MORTARA		CHE		
		Venturi Formula E Team		Venturi VM200-FE-03		
1	A 1:15.269	21.886	33.093	20.290	100.1	1:15.269
2	A 1:04.869	15.430	29.701	19.738	116.2	2:20.138
3	A 1:04.712	15.437	29.408	19.867	116.4	3:24.850
4	A 1:05.001	15.225	30.127	19.649	115.9	4:29.851
5	A 1:04.445	15.115	29.379	19.951	116.9	5:34.296
6	A 1:04.143	15.221	29.083	19.839	117.5	6:38.439
7	A 1:04.221	15.320	29.083	19.818	117.3	7:42.660
8	A 1:04.209	15.350	29.058	19.801	117.3	8:46.869
9	A 1:03.979	15.311	28.928	19.740	117.8	9:50.848
10	A 1:04.070	15.240	28.960	19.870	117.6	10:54.918
11	A 1:04.248	15.274	29.209	19.765	117.3	11:59.166
12	A 1:04.128	15.302	29.035	19.791	117.5	13:03.294
13	A 1:04.008	15.274	29.016	19.718	117.7	14:07.302
14	A 1:04.299	15.172	29.309	19.818	117.2	15:11.601
15	A 1:04.556	15.189	29.172	20.195	116.7	16:16.157
16	A 1:06.351	16.817	29.823	19.711	113.6	17:22.508
17	A 1:04.512	15.309	29.283	19.920	116.8	18:27.020
18	A 1:04.038	15.213	29.078	19.747	117.7	19:31.058
19	A 1:04.447	15.230	29.356	19.861	116.9	20:35.505
20	A 1:04.192	15.131	29.171	19.890	117.4	21:39.697

5		Maro ENGEL		DEU		
		Venturi Formula E Team		Venturi VM200-FE-03		
1	A 1:16.454	22.579	33.204	20.671	98.6	1:16.454
2	A 1:04.698	15.724	29.482	19.492	116.5	2:21.152
3	A 1:04.532	15.357	29.365	19.810	116.8	3:25.684
4	A 1:04.983	15.360	29.861	19.762	116.0	4:30.667
5	A 1:04.635	15.267	29.296	20.072	116.6	5:35.302
6	A 1:04.583	15.540	29.493	19.550	116.7	6:39.885
7	A 1:04.221	15.149	29.105	19.967	117.3	7:44.106
8	A 1:03.953	15.169	29.135	19.649	117.8	8:48.059
9	A 1:03.955	15.195	29.102	19.658	117.8	9:52.014
10	A 1:04.172	15.286	29.215	19.671	117.4	10:56.186
11	A 1:04.150	15.286	29.122	19.742	117.5	12:00.336
12	A 1:04.065	15.247	29.124	19.694	117.6	13:04.401
13	A 1:04.053	15.234	29.100	19.719	117.6	14:08.454
14	A 1:04.487	15.451	29.179	19.857	116.8	15:12.941
15	A 1:04.090	15.240	28.985	19.865	117.6	16:17.031
16	A 1:04.990	15.761	29.468	19.761	115.9	17:22.021
17	A 1:04.236	15.233	29.262	19.741	117.3	18:26.257
18	A 1:04.197	15.351	29.056	19.790	117.4	19:30.454
19	A 1:04.450	15.393	29.268	19.789	116.9	20:34.904
20	A 1:04.317	15.337	29.189	19.791	117.2	21:39.221
21	A 1:04.321	15.312	29.223	19.786	117.1	22:43.542
22	A 1:06.651	15.799	30.002	20.850	113.0	23:50.193
23	A 1:05.982	16.094	29.613	20.275	114.2	24:56.175
24	A 1:10.055 B	15.992	29.647	24.416	107.6	26:06.230
25	B 1:35.199	46.939	28.673	19.587	79.1	27:41.429
26	B 1:03.480	15.199	28.749	19.532	118.7	28:44.909
27	B 1:03.017	15.105	28.453	19.459	119.6	29:47.926
28	B 1:03.498	15.077	28.808	19.613	118.7	30:51.424



FIA FORMULA E CHAMPIONSHIP 2017-18

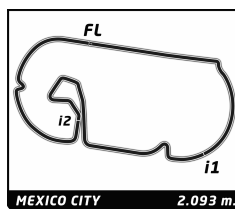


ABB FIA Formula E Championship

Round 5 - Mexico City ePrix

Race

Analysis

Official Timekeeper TAGHeuer

Lap	Time	Sector 1	Sector 2	Sector 3	Kph	Elapsed	Lap	Time	Sector 1	Sector 2	Sector 3	Kph	Elapsed
-----	------	----------	----------	----------	-----	---------	-----	------	----------	----------	----------	-----	---------

29	B	1:03.489	15.094	28.780	19.615	118.7	31:54.913
30	B	1:03.925	15.126	28.999	19.800	117.9	32:58.838
31	B	1:04.024	15.314	28.936	19.774	117.7	34:02.862
32	B	1:04.232	15.164	29.276	19.792	117.3	35:07.094
33	B	1:05.280	15.073	29.257	20.950	115.4	36:12.374
34	B	1:04.011	15.250	29.140	19.621	117.7	37:16.385
35	B	1:04.627	15.518	29.496	19.613	116.6	38:21.012
36	B	1:03.542	15.104	28.703	19.735	118.6	39:24.554
37	B	1:03.722	15.116	28.745	19.861	118.2	40:28.276
38	B	1:04.076	15.248	29.148	19.680	117.6	41:32.352
39	B	1:03.774	15.125	28.917	19.732	118.1	42:36.126
40	B	1:03.740	15.157	28.895	19.688	118.2	43:39.866
41	B	1:04.353	15.207	28.916	20.230	117.1	44:44.219
42	B	1:03.893	15.214	28.912	19.767	117.9	45:48.112
43	B	1:03.853	15.103	29.102	19.648	118.0	46:51.965
44	B	1:04.713	15.210	29.741	19.762	116.4	47:56.678
45	B	1:22.698	15.650	47.036	20.012	91.1	49:19.376
46	B	1:05.235	15.535	29.670	20.030	115.5	50:24.611
47	B	1:05.242	15.598	29.568	20.076	115.5	51:29.853

200KW Personal Best Session Best B Crossing the finish line in pit lane

6		José Maria LOPEZ		ARG			
		DRAGON		PENSKE EV-2			
1	A	1:13.387	20.927	32.353	20.107	102.7	1:13.387
2	A	1:04.852	15.496	29.675	19.681	116.2	2:18.239
3	A	1:04.788	15.389	29.559	19.840	116.3	3:23.027
4	A	1:04.275	15.268	29.293	19.714	117.2	4:27.302
5	A	1:04.607	15.433	29.463	19.711	116.6	5:31.909
6	A	1:04.136	15.153	29.415	19.568	117.5	6:36.045
7	A	1:04.508	14.912	29.612	19.984	116.8	7:40.553
8	A	1:04.285	15.294	29.438	19.553	117.2	8:44.838
9	A	1:04.039	15.184	29.175	19.680	117.7	9:48.877
10	A	1:04.030	15.022	29.263	19.745	117.7	10:52.907
11	A	1:04.160	15.105	29.404	19.651	117.4	11:57.067
12	A	1:04.240	15.023	29.442	19.775	117.3	13:01.307
13	A	1:03.994	15.055	29.232	19.707	117.7	14:05.301
14	A	1:04.252	15.211	29.324	19.717	117.3	15:09.553
15	A	1:04.242	14.998	29.505	19.739	117.3	16:13.795
16	A	1:04.340	15.125	29.539	19.676	117.1	17:18.135
17	A	1:04.667	14.949	30.031	19.687	116.5	18:22.802
18	A	1:04.057	15.002	29.353	19.702	117.6	19:26.859
19	A	1:04.502	15.172	29.437	19.893	116.8	20:31.361
20	A	1:05.041	15.183	30.156	19.702	115.8	21:36.402
21	A	1:04.528	15.324	29.398	19.796	116.8	22:40.930
22	A	1:07.129	15.224	30.012	21.893	112.2	23:48.059
23	A	1:10.853	15.328	29.894	25.631	106.3	24:58.912
24	B	1:41.564	53.192	28.925	19.447	74.2	26:40.476
25	B	1:03.162	15.191	28.512	19.459	119.3	27:43.638
26	B	1:03.509	15.324	28.703	19.482	118.6	28:47.147
27	B	1:03.592	15.395	28.711	19.486	118.5	29:50.739
28	B	1:03.812	15.252	29.018	19.542	118.1	30:54.551
29	B	1:03.764	15.253	28.979	19.532	118.2	31:58.315
30	B	1:07.276	18.738	29.075	19.463	112.0	33:05.591
31	B	1:03.866	15.313	28.936	19.617	118.0	34:09.457
32	B	1:03.904	15.245	28.954	19.705	117.9	35:13.361
33	B	1:04.738	16.063	28.986	19.689	116.4	36:18.099
34	B	1:03.958	15.227	29.027	19.704	117.8	37:22.057
35	B	1:03.822	15.217	29.017	19.588	118.1	38:25.879
36	B	1:04.169	15.254	29.147	19.768	117.4	39:30.048

7		Jérôme D'AMBROSIO		BEL			
		DRAGON		PENSKE EV-2			
1	B	1:13.953	21.119	32.703	20.131	101.9	1:13.953
2	B	1:04.869	15.514	29.531	19.824	116.2	2:18.822
3	B	1:04.629	15.457	29.352	19.820	116.6	3:23.451
4	B	1:04.347	15.209	29.496	19.642	117.1	4:27.798
5	B	1:04.567	15.276	29.487	19.804	116.7	5:32.365
6	B	1:04.059	15.056	29.383	19.620	117.6	6:36.424
7	B	1:04.419	15.109	29.318	19.992	117.0	7:40.843
8	B	1:04.548	15.270	29.544	19.734	116.7	8:45.391
9	B	1:04.018	15.217	29.076	19.725	117.7	9:49.409
10	B	1:04.172	15.141	29.332	19.699	117.4	10:53.581
11	B	1:04.175	15.214	29.242	19.719	117.4	11:57.756
12	B	1:04.198	15.220	29.201	19.777	117.4	13:01.954
13	B	1:03.950	15.201	29.040	19.709	117.8	14:05.904
14	B	1:04.165	15.154	29.295	19.716	117.4	15:10.069
15	B	1:04.222	15.091	29.286	19.845	117.3	16:14.291
16	B	1:04.309	15.246	29.323	19.740	117.2	17:18.600
17	B	1:05.275	15.099	30.322	19.854	115.4	18:23.875
18	B	1:04.245	15.263	29.249	19.733	117.3	19:28.120
19	B	1:04.318	15.274	29.266	19.778	117.1	20:32.438
20	B	1:05.010	15.347	29.762	19.901	115.9	21:37.448
21	B	1:04.497	15.200	29.382	19.915	116.8	22:41.945
22	B	1:07.340	15.351	29.812	22.177	111.9	23:49.285
23	B	1:10.455	15.659	29.973	24.823	106.9	24:59.740
24	A	1:41.696	53.413	28.873	19.410	74.1	26:41.436
25	A	1:03.131	15.153	28.520	19.458	119.4	27:44.567
26	A	1:03.366	15.290	28.604	19.472	118.9	28:47.933
27	A	1:03.417	15.031	28.897	19.489	118.8	29:51.350
28	A	1:04.262	15.275	28.815	20.172	117.3	30:55.612
29	A	1:03.723	15.159	28.883	19.681	118.2	31:59.335
30	A	1:03.847	15.271	29.062	19.514	118.0	33:03.182
31	A	1:03.581	15.186	28.686	19.709	118.5	34:06.763
32	A	1:04.365	15.251	29.525	19.589	117.1	35:11.128
33	A	1:03.896	15.173	28.928	19.795	117.9	36:15.024
34	A	1:03.956	15.259	28.993	19.704	117.8	37:18.980
35	A	1:04.256	15.321	29.155	19.780	117.3	38:23.236
36	A	1:04.598	15.253	29.452	19.893	116.6	39:27.834
37	A	1:04.757	15.919	29.107	19.731	116.4	40:32.591
38	A	1:03.852	15.297	28.880	19.675	118.0	41:36.443
39	A	1:04.111	15.405	29.089	19.617	117.5	42:40.554
40	A	1:04.049	15.260	29.007	19.782	117.6	43:44.603
41	A	1:04.003	15.224	29.004	19.775	117.7	44:48.606
42	A	1:04.015	15.453	28.819	19.743	117.7	45:52.621
43	A	1:04.418	15.297	29.289	19.832	117.0	46:57.039
44	A	1:04.473	15.560	29.308	19.605	116.9	48:01.512



FIA FORMULA E
CHAMPIONSHIP
2017-18

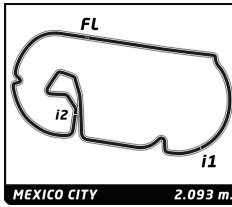


ABB FIA Formula E Championship

Round 5 - Mexico City ePrix

Race

Analysis

Official Timekeeper TAGHeuer

■ 200KW ■ Personal Best ■ Session Best B Crossing the finish line in pit lane

Lap	Time	Sector 1	Sector 2	Sector 3	Kph	Elapsed	Lap	Time	Sector 1	Sector 2	Sector 3	Kph	Elapsed
45	A 1:04.084	15.219	29.121	19.744	117.6	49:05.596	13	A 1:04.115	15.082	29.298	19.735	117.5	13:57.808
46	A 1:04.650	15.478	29.231	19.941	116.5	50:10.246	14	A 1:04.012	15.096	29.162	19.754	117.7	15:01.820
47	A 1:05.336	15.549	29.460	20.327	115.3	51:15.582	15	A 1:04.899	15.217	29.948	19.734	116.1	16:06.719
8 Nicolas PROST FRA							16 Oliver TURVEY GBR						
Renault e.dams Renault Z.E. 17							NIO Formula E Team NextEV NIO Sport 003						
1	A 1:14.243	21.356	32.799	20.088	101.5	1:14.243	1	A 1:07.449	18.028	29.681	19.740	111.7	1:07.449
2	A 1:05.109	15.527	29.755	19.827	115.7	2:19.352	2	A 1:04.603	15.334	29.524	19.745	116.6	2:12.052
3	A 1:04.623	15.300	29.451	19.872	116.6	3:23.975	3	A 1:04.288	15.285	29.317	19.686	117.2	3:16.340
4	A 1:04.591	15.250	29.607	19.734	116.7	4:28.566	4	A 1:04.210	15.287	29.220	19.703	117.3	4:20.550
5	A 1:04.367	15.390	29.239	19.738	117.1	5:32.933	5	A 1:03.964	15.189	29.053	19.722	117.8	5:24.514
6	A 1:04.768	15.466	29.420	19.882	116.3	6:37.701	6	A 1:03.913	15.205	29.087	19.621	117.9	6:28.427
7	A 1:04.171	15.369	29.065	19.737	117.4	7:41.872	7	A 1:03.897	15.243	29.117	19.537	117.9	7:32.324
8	A 1:04.460	15.366	29.172	19.922	116.9	8:46.332	8	A 1:03.830	15.289	29.019	19.522	118.0	8:36.154
9	A 1:03.952	15.145	29.061	19.746	117.8	9:50.284	9	A 1:03.906	15.326	29.053	19.527	117.9	9:40.060
10	A 1:04.290	15.206	29.246	19.838	117.2	10:54.574	10	A 1:03.817	15.269	28.976	19.572	118.1	10:43.877
11	A 1:04.091	15.251	29.150	19.690	117.6	11:58.665	11	A 1:03.781	15.262	29.001	19.518	118.1	11:47.658
12	A 1:04.019	15.066	29.144	19.809	117.7	13:02.684	12	A 1:03.810	15.179	28.990	19.641	118.1	12:51.468
13	A 1:04.052	15.209	29.162	19.681	117.6	14:06.736	13	A 1:03.801	15.277	28.986	19.538	118.1	13:55.269
14	A 1:04.320	15.132	29.345	19.843	117.1	15:11.056	14	A 1:03.827	15.124	29.078	19.625	118.1	14:59.096
15	A 1:04.047	15.083	29.161	19.803	117.6	16:15.103	15	A 1:03.854	15.240	29.047	19.567	118.0	16:02.950
16	A 1:04.526	15.322	29.286	19.918	116.8	17:19.629	16	A 1:04.037	15.301	29.153	19.583	117.7	17:06.987
17	A 1:04.852	15.281	29.604	19.967	116.2	18:24.481	17	A 1:03.906	15.268	29.080	19.558	117.9	18:10.893
18	A 1:04.521	15.290	29.309	19.922	116.8	19:29.002	18	A 1:04.219	15.315	29.276	19.628	117.3	19:15.112
19	A 1:04.456	15.339	29.298	19.819	116.9	20:33.458	19	A 1:04.327	15.397	29.238	19.692	117.1	20:19.439
20	A 1:04.647	15.345	29.310	19.992	116.6	21:38.105	20	A 1:04.435	15.469	29.229	19.737	116.9	21:23.874
21	A 1:04.493	15.358	29.347	19.788	116.8	22:42.598							
22	A 1:07.207	16.534	29.376	21.297	112.1	23:49.805							
23	A 1:05.953	16.018	29.678	20.257	114.2	24:55.758							
24	A 1:09.877 B	15.841	29.515	24.521	107.8	26:05.635							
25	B 1:37.192	48.861	28.783	19.548	77.5	27:42.827							
26	B 1:03.159	15.171	28.519	19.469	119.3	28:45.986							
27	B 1:03.013	15.187	28.459	19.367	119.6	29:48.999							
28	B 1:03.343	15.117	28.638	19.588	119.0	30:52.342							
29	B 1:03.510	15.146	28.709	19.655	118.6	31:55.852							
30	B 1:03.681	15.085	28.877	19.719	118.3	32:59.533							
31	B 1:03.884	15.202	28.886	19.796	117.9	34:03.417							
32	B 1:04.116	15.144	29.224	19.748	117.5	35:07.533							
33	B 1:04.993	15.181	29.371	20.441	115.9	36:12.526							
34	B 1:04.666	15.560	29.309	19.797	116.5	37:17.192							
35	B 1:04.626	15.161	29.788	19.677	116.6	38:21.818							
36	B 1:17.847 B	15.464	30.978	31.405	96.8	39:39.665							
9 Sébastien BUEMI CHE													
Renault e.dams Renault Z.E. 17													
1	A 1:08.095	18.432	29.975	19.688	110.7	1:08.095							
2	A 1:04.457	15.325	29.397	19.735	116.9	2:12.552							
3	A 1:04.441	15.161	29.579	19.701	116.9	3:16.993							
4	A 1:03.977	15.132	29.259	19.586	117.8	4:20.970							
5	A 1:04.393	15.285	29.279	19.829	117.0	5:25.363							
6	A 1:04.327	15.255	29.299	19.773	117.1	6:29.690							
7	A 1:04.328	15.538	29.146	19.644	117.1	7:34.018							
8	A 1:03.964	15.194	29.003	19.767	117.8	8:37.982							
9	A 1:03.683	15.066	28.994	19.623	118.3	9:41.665							
10	A 1:04.040	15.081	29.236	19.723	117.7	10:45.705							
11	A 1:03.921	15.084	29.155	19.682	117.9	11:49.626							
12	A 1:04.067	15.152	29.253	19.662	117.6	12:53.693							



FIA FORMULA E CHAMPIONSHIP 2017-18

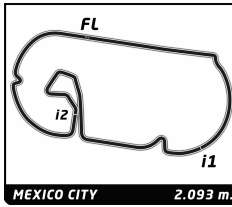


ABB FIA Formula E Championship Round 5 - Mexico City ePrix Race

Analysis

Official Timekeeper TAGHeuer

Table with 7 columns: Lap, Time, Sector 1, Sector 2, Sector 3, Kph, Elapsed. Rows 21-47.

Legend: 200KW, Personal Best, Session Best, Crossing the finish line in pit lane

Table with 7 columns: Lap, Time, Sector 1, Sector 2, Sector 3, Kph, Elapsed. Rows 29-47.

Table for driver 18 André LOTTERER, Renault Z.E. 17. Columns: Lap, Time, Sector 1, Sector 2, Sector 3, Kph, Elapsed. Rows 1-28.

Table for driver 19 Felix ROSENQVIST, Mahindra M4Electro. Columns: Lap, Time, Sector 1, Sector 2, Sector 3, Kph, Elapsed. Rows 1-34.



FIA FORMULA E CHAMPIONSHIP 2017-18

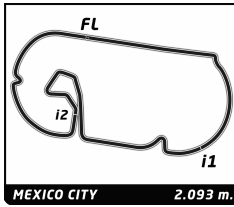


ABB FIA Formula E Championship Round 5 - Mexico City ePrix Race

Analysis

Official Timekeeper TAGHeuer

Table with columns: Lap, Time, Sector 1, Sector 2, Sector 3, Kph, Elapsed. Contains data for drivers Mitch EVANS (NZL), Jean-Eric VERGNE (FRA), and Nick HEIDFELD (DEU) across 47 laps.



FIA FORMULA E
CHAMPIONSHIP
2017-18

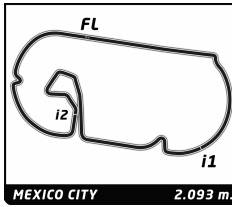


ABB FIA Formula E Championship
Round 5 - Mexico City ePrix
Race

Analysis

Official Timekeeper TAGHeuer

Lap	Time	Sector 1	Sector 2	Sector 3	Kph	Elapsed
33 B	1:03.736	15.164	28.987	19.585	118.2	35:57.411
34 B	1:03.670	15.101	28.886	19.683	118.3	37:01.081
35 B	1:04.733	15.770	29.259	19.704	116.4	38:05.814
36 B	1:03.997	15.044	29.034	19.919	117.7	39:09.811
37 B	1:03.525	14.969	28.904	19.652	118.6	40:13.336
38 B	1:03.941	15.107	29.084	19.750	117.8	41:17.277
39 B	1:03.771	15.155	28.940	19.676	118.2	42:21.048
40 B	1:03.947	15.091	28.997	19.859	117.8	43:24.995
41 B	1:03.649	15.081	28.882	19.686	118.4	44:28.644
42 B	1:04.089	15.194	29.161	19.734	117.6	45:32.733
43 B	1:03.746	15.105	29.001	19.640	118.2	46:36.479
44 B	1:03.902	15.285	28.936	19.681	117.9	47:40.381
45 B	1:03.686	15.033	28.911	19.742	118.3	48:44.067
46 B	1:04.127	15.260	29.050	19.817	117.5	49:48.194
47 B	1:04.516	15.048	29.389	20.079	116.8	50:52.710

Lap	Time	Sector 1	Sector 2	Sector 3	Kph	Elapsed
1 A	1:15.709	21.616	33.616	20.477	99.5	1:15.709
2 A	1:07.090	16.206	30.799	20.085	112.3	2:22.799
3 A	1:05.840	16.235	29.515	20.090	114.4	3:28.639
4 A	1:05.440	16.101	29.388	19.951	115.1	4:34.079
5 A	1:04.586	15.659	29.135	19.792	116.7	5:38.665
6 A	1:04.999	15.754	29.171	20.074	115.9	6:43.664
7 A	1:04.786	15.624	29.223	19.939	116.3	7:48.450
8 A	1:04.894	15.722	29.129	20.043	116.1	8:53.344
9 A	1:04.355	15.576	29.006	19.773	117.1	9:57.699
10 A	1:04.626	15.607	29.047	19.972	116.6	11:02.325
11 A	1:04.894	15.674	29.181	20.039	116.1	12:07.219
12 A	1:04.653	15.750	29.127	19.776	116.5	13:11.872
13 A	1:04.864	15.698	29.222	19.944	116.2	14:16.736
14 A	1:05.452	15.718	29.820	19.914	115.1	15:22.188
15 A	1:06.393	15.725	29.099	21.569	113.5	16:28.581
16 A	1:04.544	15.709	29.191	19.644	116.7	17:33.125
17 A	1:04.874	15.541	29.328	20.005	116.1	18:37.999
18 A	1:04.460	15.532	29.106	19.822	116.9	19:42.459
19 A	1:04.868	15.707	29.267	19.894	116.2	20:47.327
20 A	1:04.703	15.784	29.186	19.733	116.5	21:52.030
21 A	1:04.343	15.390	29.145	19.808	117.1	22:56.373
22 A	1:04.283	15.472	29.098	19.713	117.2	24:00.656
23 A	1:05.873	16.776	29.381	19.716	114.4	25:06.529
24 A	1:09.240 B	15.727	29.181	24.332	108.8	26:15.769
25 B	1:38.020	48.724	29.457	19.839	76.9	27:53.789
26 B	1:06.024	17.169	29.111	19.744	114.1	28:59.813
27 B	1:03.606	15.495	28.541	19.570	118.5	30:03.419
28 B	1:03.622	15.468	28.613	19.541	118.4	31:07.041
29 B	1:03.503	15.414	28.600	19.489	118.7	32:10.544
30 B	1:03.846	15.402	28.817	19.627	118.0	33:14.390
31 B	1:03.820	15.399	28.753	19.668	118.1	34:18.210
32 B	1:04.060	15.486	28.864	19.710	117.6	35:22.270
33 B	1:03.298	15.295	28.611	19.392	119.0	36:25.568
34 B	1:03.313	15.218	28.666	19.429	119.0	37:28.881
35 B	1:03.487	15.266	28.676	19.545	118.7	38:32.368
36 B	1:03.705	15.377	28.733	19.595	118.3	39:36.073
37 B	1:03.593	15.370	28.751	19.472	118.5	40:39.666
38 B	1:04.453	15.353	29.372	19.728	116.9	41:44.119
39 B	1:04.081	15.308	28.948	19.825	117.6	42:48.200
40 B	1:03.951	15.365	28.882	19.704	117.8	43:52.151

200KW Personal Best Session Best B Crossing the finish line in pit lane

Lap	Time	Sector 1	Sector 2	Sector 3	Kph	Elapsed
41 B	1:05.204	15.860	29.420	19.924	115.6	44:57.355
42 B	1:04.064	15.343	29.096	19.625	117.6	46:01.419
43 B	1:04.095	15.073	29.377	19.645	117.6	47:05.514
44 B	1:03.920	15.160	29.083	19.677	117.9	48:09.434
45 B	1:04.741	15.807	29.181	19.753	116.4	49:14.175
46 B	1:03.907	15.276	28.913	19.718	117.9	50:18.082
47 B	1:05.674	15.256	29.859	20.559	114.7	51:23.756

28 Antonio Felix DA COSTA PRT
Andretti Formula E Andretti ATEC-03

1 B	1:09.413	19.186	30.359	19.868	108.6	1:09.413
2 B	1:04.423	15.544	29.262	19.617	117.0	2:13.836
3 B	1:04.269	15.518	29.033	19.718	117.2	3:18.105
4 B	1:04.234	15.476	29.109	19.649	117.3	4:22.339
5 B	1:06.174	15.606	30.640	19.928	113.9	5:28.513
6 B	1:04.111	15.431	28.971	19.709	117.5	6:32.624
7 B	1:04.121	15.412	28.965	19.744	117.5	7:36.745
8 B	1:04.203	15.331	29.179	19.693	117.4	8:40.948
9 B	1:03.968	15.379	28.934	19.655	117.8	9:44.916
10 B	1:03.964	15.477	28.892	19.595	117.8	10:48.880
11 B	1:03.961	15.404	28.924	19.633	117.8	11:52.841
12 B	1:04.236	15.376	29.103	19.757	117.3	12:57.077
13 B	1:04.378	15.373	29.392	19.613	117.0	14:01.455
14 B	1:04.155	15.369	29.082	19.704	117.4	15:05.610
15 B	1:04.247	15.478	29.061	19.708	117.3	16:09.857
16 B	1:04.896	15.448	29.730	19.718	116.1	17:14.753
17 B	1:05.736	15.633	30.207	19.896	114.6	18:20.489
18 B	1:04.449	15.522	29.157	19.770	116.9	19:24.938
19 B	1:04.188	15.479	29.080	19.629	117.4	20:29.126
20 B	1:04.398	15.566	29.139	19.693	117.0	21:33.524
21 B	1:04.094	15.437	29.034	19.623	117.6	22:37.618
22 B	1:03.913	15.397	28.903	19.613	117.9	23:41.531
23 B	1:03.930	15.178	29.089	19.663	117.9	24:45.461
24 B	1:17.015 B	23.382	29.437	24.196	97.8	26:02.476
25 A	1:34.565	45.347	29.507	19.711	79.7	27:37.041
26 A	1:03.635	15.248	28.733	19.654	118.4	28:40.676
27 A	1:03.043	15.113	28.444	19.486	119.5	29:43.719
28 A	1:03.617	15.287	28.678	19.652	118.4	30:47.336
29 A	1:03.668	15.349	28.655	19.664	118.3	31:51.004
30 A	1:03.886	15.404	28.736	19.746	117.9	32:54.890
31 A	1:03.523	15.344	28.667	19.512	118.6	33:58.413
32 A	1:03.895	15.357	28.673	19.865	117.9	35:02.308
33 A	1:03.940	15.432	28.869	19.639	117.8	36:06.248
34 A	1:04.037	15.420	28.830	19.787	117.7	37:10.285
35 A	1:03.930	15.326	29.027	19.577	117.9	38:14.215
36 A	1:03.784	15.245	28.885	19.654	118.1	39:17.999
37 A	1:03.784	15.255	28.821	19.708	118.1	40:21.783
38 A	1:03.980	15.436	28.947	19.597	117.8	41:25.763
39 A	1:03.844	15.326	28.829	19.689	118.0	42:29.607
40 A	1:04.090	15.367	29.016	19.707	117.6	43:33.697
41 A	1:03.869	15.278	28.809	19.782	118.0	44:37.566
42 A	1:04.118	15.560	28.894	19.664	117.5	45:41.684
43 A	1:03.854	15.315	28.941	19.598	118.0	46:45.538
44 A	1:03.949	15.261	29.068	19.620	117.8	47:49.487
45 A	1:03.648	15.266	28.808	19.574	118.4	48:53.135
46 A	1:04.366	15.281	29.235	19.850	117.1	49:57.501
47 A	1:04.820	15.405	29.394	20.021	116.2	51:02.321



FIA FORMULA E CHAMPIONSHIP 2017-18

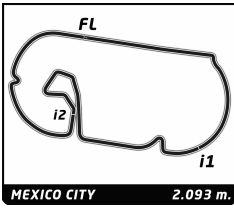


ABB FIA Formula E Championship
Round 5 - Mexico City ePrix
Race Analysis

Official Timekeeper TAGHeuer

■ 200KW ■ Personal Best ■ Session Best ■ Crossing the finish line in pit lane

Lap	Time	Sector 1	Sector 2	Sector 3	Kph	Elapsed	Lap	Time	Sector 1	Sector 2	Sector 3	Kph	Elapsed		
36	Alex LYNN						GBR	5	B 1:04.195	15.280	29.179	19.736	117.4	5:25.704	
	DS Virgin Racing						DS Virgin DSV-03	6	B 1:04.355	15.242	29.461	19.652	117.1	6:30.059	
1	B 1:13.035	20.577	32.275	20.183	103.2	1:13.035	7	B 1:04.602	15.757	29.188	19.657	116.6	7:34.661		
2	B 1:04.830	15.364	29.624	19.842	116.2	2:17.865	8	B 1:03.918	15.215	29.014	19.689	117.9	8:38.579		
3	B 1:04.799	15.304	29.615	19.880	116.3	3:22.664	9	B 1:03.665	15.205	28.983	19.477	118.4	9:42.244		
4	B 1:04.250	15.239	29.291	19.720	117.3	4:26.914	10	B 1:03.893	15.218	29.014	19.661	117.9	10:46.137		
5	B 1:04.288	15.334	29.285	19.669	117.2	5:31.202	11	B 1:03.969	15.110	29.240	19.619	117.8	11:50.106		
6	B 1:04.025	15.213	29.094	19.718	117.7	6:35.227	12	B 1:04.002	15.065	29.270	19.667	117.7	12:54.108		
7	B 1:04.283	15.172	29.408	19.703	117.2	7:39.510	13	B 1:04.169	15.134	29.350	19.685	117.4	13:58.277		
8	B 1:04.112	15.141	29.294	19.677	117.5	8:43.622	14	B 1:03.968	15.147	29.151	19.670	117.8	15:02.245		
9	B 1:03.834	15.113	29.069	19.652	118.0	9:47.456	15	B 1:04.931	15.035	30.144	19.752	116.0	16:07.176		
10	B 1:04.198	15.128	29.427	19.643	117.4	10:51.654	16	B 1:04.039	15.174	29.244	19.621	117.7	17:11.215		
11	B 1:04.157	15.130	29.247	19.780	117.4	11:55.811	17	B 1:04.061	15.191	29.211	19.659	117.6	18:15.276		
12	B 1:04.112	15.166	29.194	19.752	117.5	12:59.923	18	B 1:04.066	15.104	29.409	19.553	117.6	19:19.342		
13	B 1:04.072	15.151	29.245	19.676	117.6	14:03.995	19	B 1:04.058	15.095	29.318	19.645	117.6	20:23.400		
14	B 1:04.315	15.192	29.278	19.845	117.2	15:08.310	20	B 1:04.109	15.127	29.266	19.716	117.5	21:27.509		
15	B 1:04.258	15.232	29.238	19.788	117.3	16:12.568	21	B 1:04.338	15.555	29.084	19.699	117.1	22:31.847		
16	B 1:04.524	15.153	29.396	19.975	116.8	17:17.092	22	B 1:03.863	15.198	28.989	19.676	118.0	23:35.710		
17	B 1:05.018	15.182	30.092	19.744	115.9	18:22.110	23	B 1:04.011	15.183	29.056	19.772	117.7	24:39.721		
18	B 1:04.173	■ 15.118	29.245	19.810	117.4	19:26.283	24	B 1:08.752 B	15.198	29.299	24.255	109.6	25:48.473		
19	B 1:04.669	15.221	29.435	20.013	116.5	20:30.952	25	A 1:34.912	46.054	29.109	19.749	79.4	27:23.385		
20	B 1:05.027	15.273	30.015	19.739	115.9	21:35.979	26	A 1:04.034	15.286	28.907	19.841	117.7	28:27.419		
21	B 1:04.257	15.176	29.261	19.820	117.3	22:40.236	27	A 1:03.967	15.336	28.936	19.695	117.8	29:31.386		
22	B 1:04.611	15.368	29.432	19.811	116.6	23:44.847	28	A 1:03.735	15.245	28.788	19.702	118.2	30:35.121		
23	B 1:10.766 B	15.354	30.463	24.949	106.5	24:55.613	29	A 1:03.503	15.026	28.888	19.589	118.7	31:38.624		
24	A 1:36.523	48.069	29.036	19.418	78.1	26:32.136	30	A 1:03.308	14.967	28.747	19.594	119.0	32:41.932		
25	A 1:04.313	15.452	29.195	19.666	117.2	27:36.449	31	A 1:03.154	14.971	28.657	19.526	119.3	33:45.086		
26	A 1:04.534	15.349	28.803	20.382	116.8	28:40.983	32	A 1:03.568	15.211	28.839	19.518	118.5	34:48.654		
27	A 1:03.915	15.448	28.850	19.617	117.9	29:44.898	33	A 1:03.259	15.117	28.746	19.396	119.1	35:51.913		
28	A 1:04.062	15.489	28.924	19.649	117.6	30:48.960	34	A 1:03.222	15.051	28.732	19.439	119.2	36:55.135		
29	A 1:03.796	15.313	28.761	19.722	118.1	31:52.756	35	A 1:03.581	15.154	28.919	19.508	118.5	37:58.716		
30	A 1:03.793	15.348	28.842	19.603	118.1	32:56.549	36	A 1:03.620	15.075	28.936	19.609	118.4	39:02.336		
31	A 1:03.989	15.352	28.917	19.720	117.8	34:00.538	37	A 1:03.635	15.114	28.939	19.582	118.4	40:05.971		
32	A 1:04.031	15.311	28.906	19.814	117.7	35:04.569	38	A 1:03.522	15.046	28.908	19.568	118.6	41:09.493		
33	A 1:04.058	15.339	29.001	19.718	117.6	36:08.627	39	A 1:03.579	15.091	28.958	19.530	118.5	42:13.072		
34	A 1:03.991	15.391	28.886	19.714	117.7	37:12.618	40	A 1:03.616	15.138	28.913	19.565	118.4	43:16.688		
35	A 1:03.949	15.296	29.002	19.651	117.8	38:16.567	41	A 1:04.275	15.151	29.338	19.786	117.2	44:20.963		
36	A 1:04.035	15.265	28.979	19.791	117.7	39:20.602	42	A 1:03.733	15.116	29.094	19.523	118.2	45:24.696		
37	A 1:04.071	15.348	29.021	19.702	117.6	40:24.673	43	A 1:03.582	15.064	28.918	19.600	118.5	46:28.278		
38	A 1:04.944	15.255	29.757	19.932	116.0	41:29.617	44	A 1:03.981	15.171	29.133	19.677	117.8	47:32.259		
39	A 1:04.486	15.425	29.269	19.792	116.8	42:34.103	45	A 1:03.885	15.100	29.066	19.719	117.9	48:36.144		
40	A 1:04.172	15.350	28.950	19.872	117.4	43:38.275	46	A 1:03.978	15.078	29.190	19.710	117.8	49:40.122		
41	A 1:04.007	15.321	28.952	19.734	117.7	44:42.282	47	A 1:05.042	15.248	29.396	20.398	115.8	50:45.164		
42	A 1:04.098	15.298	29.014	19.786	117.6	45:46.380									
43	A 1:04.464	15.307	29.291	19.866	116.9	46:50.844									
44	A 1:04.736	15.783	29.064	19.889	116.4	47:55.580									
45	A 1:05.323	15.435	29.472	20.416	115.3	49:00.903									
46	A 1:06.571	17.014	29.547	20.010	113.2	50:07.474									
47	A 1:07.205	15.557	30.928	20.720	112.1	51:14.679									
66	Daniel ABT						DEU	68	Luca FILIPPI						ITA
	Audi Sport ABT Schaeffler						Audi e-tron FE04		NIO Formula E Team						NextEV NIO Sport 003
1	B 1:08.594	18.788	30.056	19.750	109.8	1:08.594	1	A 1:14.733	21.838	32.810	20.085	100.8	1:14.733		
2	B 1:04.428	15.385	29.389	19.654	116.9	2:13.022	2	A 1:05.145	15.659	29.666	19.820	115.7	2:19.878		
3	B 1:04.425	15.246	29.500	19.679	117.0	3:17.447	3	A 1:04.627	15.280	29.548	19.799	116.6	3:24.505		
4	B 1:04.062	15.211	29.211	19.640	117.6	4:21.509	4	A 1:04.536	15.360	29.541	19.635	116.8	4:29.041		
							5	A 1:05.568	15.434	29.615	20.519	114.9	5:34.609		
							6	A 1:07.407	16.033	31.491	19.883	111.8	6:42.016		
							7	A 1:05.109	15.344	29.949	19.816	115.7	7:47.125		
							8	A 1:04.705	15.469	29.515	19.721	116.4	8:51.830		
							9	A 1:04.604	15.419	29.440	19.745	116.6	9:56.434		
							10	A 1:04.649	15.509	29.447	19.693	116.5	11:01.083		
							11	A 1:04.572	15.389	29.475	19.708	116.7	12:05.655		
							12	A 1:04.473	15.439	29.377	19.657	116.9	13:10.128		



FIA FORMULA E
CHAMPIONSHIP
2017-18

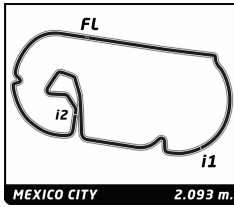


ABB FIA Formula E Championship

Round 5 - Mexico City ePrix

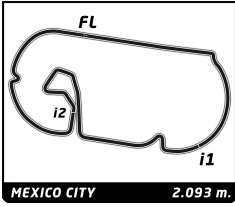
Race

Analysis

Official Timekeeper TAG Heuer

■ 200KW ■ Personal Best ■ Session Best B Crossing the finish line in pit lane

Lap		Time	Sector 1	Sector 2	Sector 3	Kph	Elapsed	Lap	Time	Sector 1	Sector 2	Sector 3	Kph	Elapsed
13	A	1:04.301	15.181	29.347	19.773	117.2	14:14.429							
14	A	1:04.472	15.328	29.396	19.748	116.9	15:18.901							
15	A	1:04.551	15.385	29.309	19.857	116.7	16:23.452							
16	A	1:04.629	15.351	29.345	19.933	116.6	17:28.081							
17	A	1:05.006	15.338	29.885	19.783	115.9	18:33.087							
18	A	1:04.456	15.326	29.350	19.780	116.9	19:37.543							
19	A	1:04.540	15.344	29.417	19.779	116.7	20:42.083							
20	A	1:05.063	15.529	29.647	19.887	115.8	21:47.146							
21	A	1:04.820	15.479	29.459	19.882	116.2	22:51.966							
22	A	1:05.261	15.534	29.705	20.022	115.5	23:57.227							
23	A	1:05.356	15.813	29.593	19.950	115.3	25:02.583							
24	A	1:10.010 B	15.637	29.687	24.686	107.6	26:12.593							
25	B	1:37.210	48.829	28.990	19.391	77.5	27:49.803							
26	B	1:04.381	15.426	29.311	19.644	117.0	28:54.184							
27	B	1:04.145	15.956	28.736	19.453	117.5	29:58.329							
28	B	1:03.621	15.142	28.933	19.546	118.4	31:01.950							
29	B	1:03.328	15.044	28.776	19.508	119.0	32:05.278							
30	B	1:04.263	15.486	29.119	19.658	117.2	33:09.541							
31	B	1:03.470	14.997	28.819	19.654	118.7	34:13.011							
32	B	1:03.370	14.986	28.776	19.608	118.9	35:16.381							
33	B	1:03.498	15.027	28.890	19.581	118.7	36:19.879							
34	B	1:03.479	14.934	28.750	19.795	118.7	37:23.358							
35	B	1:03.460	14.975	28.892	19.593	118.7	38:26.818							
36	B	1:04.478	15.018	29.347	20.113	116.9	39:31.296							
37	B	1:03.806	14.998	29.006	19.802	118.1	40:35.102							
38	B	1:06.175	15.269	31.037	19.869	113.9	41:41.277							
39	B	1:04.803	15.214	30.049	19.540	116.3	42:46.080							
40	B	1:03.575	14.866	29.055	19.654	118.5	43:49.655							
41	B	1:03.843	15.168	29.013	19.662	118.0	44:53.498							
42	B	1:03.704	15.134	28.903	19.667	118.3	45:57.202							
43	B	1:03.837	15.181	28.977	19.679	118.0	47:01.039							
44	B	1:04.095	15.249	29.110	19.736	117.6	48:05.134							
45	B	1:05.327	15.297	29.542	20.488	115.3	49:10.461							
46	B	1:06.117	15.526	29.986	20.605	114.0	50:16.578							
47	B	1:06.922	■ 16.288	29.955	20.679	112.6	51:23.500							

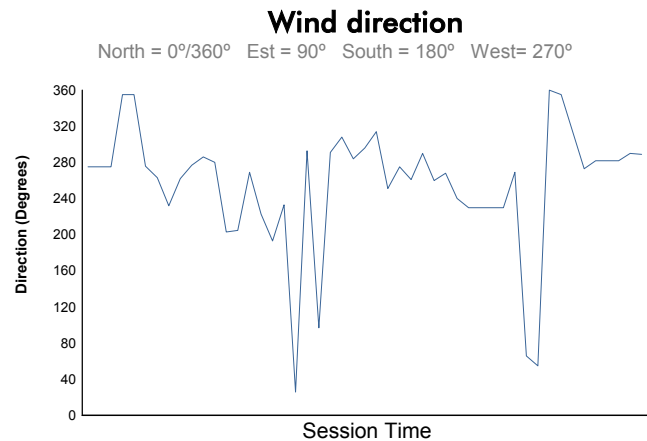
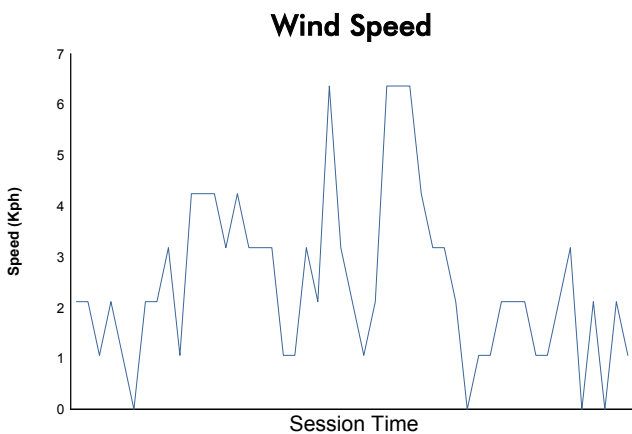
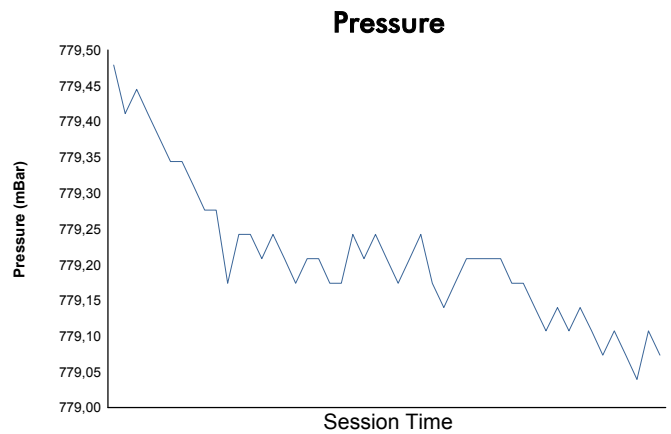
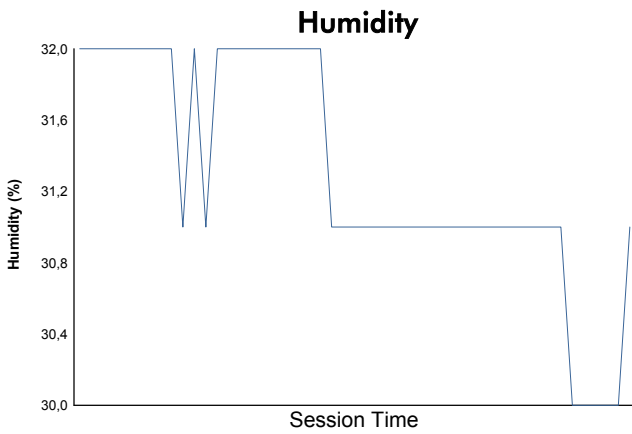
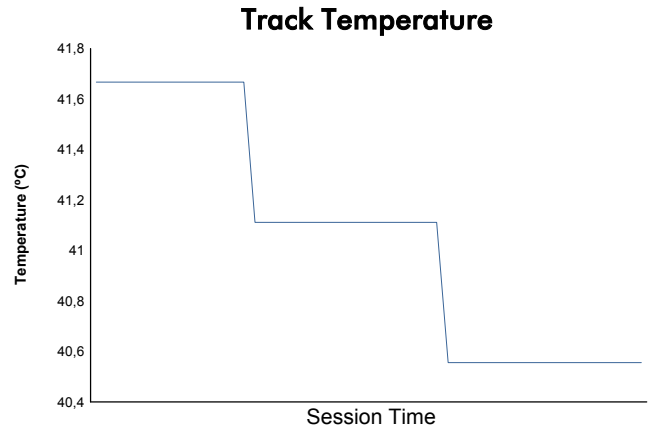
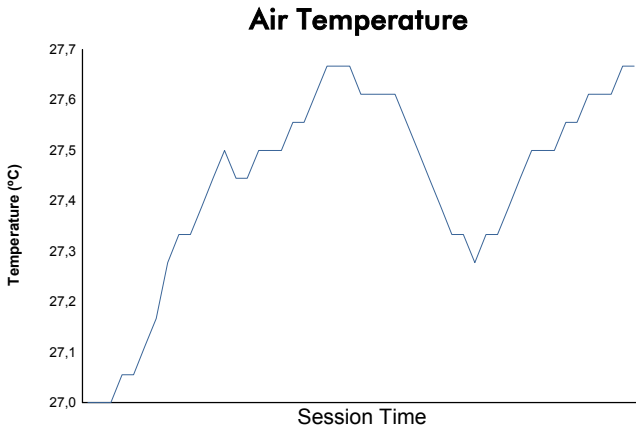


Round 5 - Mexico City ePrix

ABB FIA Formula E Championship Race

Weather Report

Official Timekeeper 



Track Status: **DRY**