

Passion. Connected.

하나된 열정



PyeongChang 2018™



Official Results Book

Luge

루지



Version history

Version	Date	Created by	Comments
1.0	15 FEB 2018	Jorge GUERRERO (VRM) Cesar GRANDE (VRM)	First version
1.1	16 FEB 2018	Jorge GUERRERO (VRM) Cesar GRANDE (VRM)	Results for Doubles Training 6 added
1.2	3 MAR 2018	Jorge GUERRERO (VRM) Cesar GRANDE (VRM)	Removed duplicated Meeting Minutes as per FIL request

Table of Contents

- Version History
- Table of Contents
- Competition Format and Rules
- Competition Officials
- Competition Schedule
- Entry List by NOC
- Medallist by Event
- Medal Standings
- Trainings
 - Men's Singles
 - Minutes of Team Captain's Meeting
 - Results - by Start Order
 - Women's Singles
 - Results - by Start Order
 - Doubles
 - Results - by Start Order
 - Team Relay
 - Minutes of Team Captain's Meeting
 - Results - by Start Order
- Competition
 - Men's Singles
 - Minutes of Team Captain's Meeting
 - Medallists
 - Final Results
 - Competition Data
 - Race Analysis
 - New Track Records

Women's Singles

Minutes of Team Captain's Meeting

Medallists

Final Results

Competition Data

Race Analysis

New Track Records

Doubles

Medallists

Final Results

Competition Data

Race Analysis

New Track Records

Team Relay

Medallists

Final Results

Competition Data

New Track Records



COMPETITION FORMAT AND RULES

LUGE

As of January 2018

OLYMPIC COMPETITION FORMAT

There are four events in the luge competition at the PyeongChang 2018 Olympic Winter Games: men's singles, women's singles, doubles and team relay.

Scoring

Men's singles and women's singles events consist of four runs over two consecutive days, while the doubles event consists of two runs on one day. The competitor or team with the lowest aggregate time for all runs is the winner.

The team relay consists of a single run for each team, which is composed of a woman, a man, and a doubles team. Each team member competes in turn, using the finish pad to signal that they have completed their run.

Tied athletes/teams (to an accuracy of 1/1000th of a second) will be ranked as equal.

The time is measured by whatever part of the slider or sled first breaks an electronic beam at the start and finish of the course.

In order for a run to be considered official, the slider must cross the finish line with the sled (and all of its parts) in their possession.

Sled description

The primary components of the racing sled are: two composite runners, two steel blades, sling seat or pod, and two undivided bridges. The luge sled must have two separate runners and mechanical braking devices are prohibited.

The weight for a sled is 21-25kg (46.3-55.1lbs) for a singles sled and 25-30kg (55.1-66.1lbs) for a doubles sled. The maximum width of a singles sled is 550mm (21.65 inches).

The racing pod may not exceed a height of 120mm (4.72 inches). In the rear of the sled, the pod must not extend past the shoulders of the athlete, and in the front, the pod must not extend forward of the knees.

Temperature of blades

The temperature of the steel blades of each sled may not be greater than 5°C (41°F) above the control temperature. The control temperature is established from a 'control steel' located 0.5-1m (19.69-39.37 inches) from the ground.

Should the temperature of the control steel fall below -4°C (24.8°F), the steel temperature may continue to be 1°C (33.8°F). After the temperatures of a competitor's steel blades have been taken, the sled may not be removed from the designated start area or exchanged, and the blades cannot be warmed.

Timing

The timing equipment is automatic and produces a start time, at least three intermediate times and a finish time, to an accuracy of 1/1000th of a second.

Start interval

Athletes must leave the start handles within 30 seconds (45 seconds for doubles) of the green light and acoustic signal, or they will be disqualified.

For the team relay event, athletes use a start gate and a finish pad (which activates the start gate for subsequent team members and gives the total finish time for the team).

DIFFERENCES BETWEEN FIL WORLD CHAMPIONSHIPS AND THE OLYMPIC WINTER GAMES

International Luge Federation (FIL) world championship and world cup events have only two competition runs for all disciplines.

CHANGES SINCE THE SOCHI 2014 OLYMPIC WINTER GAMES

The fourth competition run for singles events has been reduced to the top 20 athletes after the third run. For the team relay event there is no seeded group.

SPORT RULES AND PROCEDURES

Equipment

All items of race clothing must conform to the body contours of the competitor. A neck strap is permitted to help an athlete hold his or her head up under the high G-forces experienced, but it cannot lead to an aerodynamically improved form of race clothing. Athletes will be disqualified for losing any item of clothing other than the face shield during a run.

Spikes, which help with 'paddling' at the start, may be worn, and can be a maximum of 5mm (0.19 inches) long. The sole of the shoe cannot be more than 20mm (0.78 inches) thick and any method of mechanically pointing the foot or toes is prohibited.

Race procedure

At the start of a race, the temperature of the steel blades is checked. The weight of the sled and the weight of the athlete are also checked. The cavities/gap between runner and steel will be checked and the start number and race equipment are checked visually. At the start, a steel runner shall be anchored in place, sheltered from the sun, to be used as a basis for temperature measurement.

Only one sled may be on the track at any one time. The competitor must cross the finish line in contact with his or her sled.

Competition can continue to be held in temperatures as low as -25°C (-13°F).

Starting order

Training:

In the women's singles and men's singles, NOCs will be placed into training groups (A and B) and drawn within the groups. Doubles will be one group, with NOCs drawn for start order.

- For training day 1 and 2 (runs 1-4), both the group order and the NOC order within the groups will be reversed.
- For training day 3 (runs 5 and 6) all NOCs will be drawn for a new start order. Run 6 will be in reverse order of run 5.
- For all training, athletes from the same NOC will remain in the same start order.
- Additional training runs can be added if required by FIL officials.

Competition:

The top 36 athletes will be seeded into three groups (A: 1-12; B: 13-24; and C: 25-36) based on world cup rankings from the three previous world cups. There will be draws for each seeded group and for athletes ranked 37th and lower.

Men's and women's singles:

- First run: 1-12 (1-6, 7-12) (A), 13-24 (B), 25-36 (C), 37 to last start number
- Second run: 12-1 (A), 24-13 (B), 36-25 (C), last start number to 37

- Third run: by order of rankings after second run
- Fourth run: top 20, by reverse order of rankings after third run

Doubles:

- First run: 1-12 (A), 13-24 (B) 25 to last start number
- Second run: by reverse order of rankings after first run

Team relay:

- By order of NOC ranking from Olympic results in singles and doubles, last to first.

Forerunners

The number of forerunners depends on the decision of the race director, however, there are normally one to three forerunners before each run.

Tie-break rules

All athletes/doubles/teams will receive the same placing in the case of a tie.

Control weigh-in

The control weigh-in of additional weight and race clothing, control of the runners, as well as the measuring of the sled and the seat (pod) takes place at the finish as follows:

Men's and women's singles: first and third run, six drawn athletes, three of them from group A; second and fourth run, no draw for controls; the top three sleds and one random sled are controlled.

Doubles: first run, three drawn athletes, one athlete from each double; second run, no draw for controls; top three sleds and one random sled are controlled.

Additional information for team relay:

Before the start of competition in the team relay, the technical delegate and one jury member will make a random draw for a team (with an athlete present) for suspension control of the sled.

For the top three ranked teams there will be a one red light (from a random generator) per team and this sled will be checked.

For the remaining teams there will be one red light per pair of teams. When there is an uneven number of participating teams, the first starting team has the same chance of drawing a red light as if there is an even number of teams. Controls by red light will be the same as for the other events.

General for all events

During the second and fourth runs of men's and women's singles, the blade temperatures of the best 10 ranked athletes from the first and third runs will be controlled.

During the second run there will be a check of blade temperature at the finish for the best 10 ranked doubles team from the first run.

There will be a check of blade temperature at the finish for the top three ranked teams in the team relay.

Penalties/disqualification rules

The three medal winning sleds in each discipline will be checked immediately after the last run. Upon the findings and recommendations of the technical commission, it is possible the race director can disqualify a sled after the end of a competition.

Protests/appeals

In accordance with the International Luge Regulations (IRO), if a participant believes himself to be at a disadvantage due to factors that have occurred during a competition, his team captain has the right to protest.

The jury decides on all protests. Protests must be made in writing and must be signed by the team captain or the team captain's representative. The protest must be made to a jury member and a protest fee of 50 euros is to be paid when the protest is submitted.

The written protest must be submitted within 10 minutes of the completion of the competition heat in question. The jury must then meet within one hour of the submission of the protest.

If the reason for the protest is first known after the 10-minute period has expired, the jury must deal with the protest and observe the final deadline for submission of a protest, which is the conclusion of the competition (victory ceremony).

The jury may call on all persons and items connected with the protest to help clarify the circumstances.

In the case of a protest, the jury must decide whether evidence (films, pictures and video records) may be presented. However, this material is only used to help in making a decision.

The decision of the jury in all protests is final. It may not be appealed or postponed.

The protest fee is returned in its entirety if the protest is decided in favour of the protesting party. If the protest is denied, the protest fee is forfeited and is given to the organisers of the event.

If events or occurrences in violation of the IRO artificial track are discovered after the conclusion of the competition, the FIL executive board will make the decision in these cases.

Rule book

Rules may be changed every two years, with the latest edition being two years before the Olympic Games (for PyeongChang 2018, IRO 2016 will apply). Rules may only be changed at other times if there is a need due to safety concerns.

Note:


For further information please consult: www.fil-luge.org



Competition Officials
경기임원 / Officiels de compétition
As of FRI 26 JAN 2018

Function	Name	Organisation
Technical Delegates:	DELNEGRO Claire DYRDAHL Bjoern	FIL FIL
Chairperson of the Jury:	STRENGA Atis	LAT - Latvia
Members of the Jury:	GRIMMETTE Mark RIEGEL Stefan	USA - United States of America GER - Germany
FIL Technical Delegates:	EIGENTLER Christian GILLY Reto SHIN Sungsik	AUT - Austria SUI - Switzerland KOR - Republic of Korea
Competition Manager:	LEE Jeeyoun HAN Seolah MOON Junghyun LEE Jihui JEON Jayho	KOR - Republic of Korea KOR - Republic of Korea KOR - Republic of Korea KOR - Republic of Korea KOR - Republic of Korea
Race Director:	RAINER Maria Luise	FIL
Chief of the Track:	CHOI Yeongseong	KOR - Republic of Korea

Name RIEGEL Stefan has been corrected.



Competition Schedule

경기 일정 / Horaire des compétitions

As of SUN 4 FEB 2018


REVISED
4 FEB 17:20

Date	Start Time	Estimated Finish Time	Event
SAT 10 FEB	19:10	20:30	Men's Singles Run 1
	Followed by	22:35	Men's Singles Run 2
SUN 11 FEB	20:00	21:20	Men's Singles Run 3
	Followed by	22:45	Men's Singles Run 4
MON 12 FEB	19:50	20:50	Women's Singles Run 1
	Followed by	22:35	Women's Singles Run 2
TUE 13 FEB	19:30	20:30	Women's Singles Run 3
	Followed by	22:45	Women's Singles Run 4
WED 14 FEB	20:20	21:00	Doubles Run 1
	Followed by	22:45	Doubles Run 2
THU 15 FEB	21:30	22:30	Team Relay Competition

Note:

Please check INFO for more details and the latest updates.

Estimated finish times updated.




Entry List by NOC

NOC별 엔트리 리스트 / Liste d'inscriptions par CNO

As of MON 5 FEB 2018

NOC	Name	Event Name	Position	Date of Birth	Height m / ft in	Weight kg / lbs
ARG - Argentina	RAVENNA Veronica Maria	Women's Singles		19 FEB 1998		
AUS - Australia	FERLAZZO Alex	Men's Singles		3 APR 1995	1.86 / 6'1"	89 / 196
AUT - Austria	EGGER Reinhard	Men's Singles		11 SEP 1989	1.91 / 6'3"	97 / 214
	GLEIRSCHER David	Men's Singles		23 JUL 1994	1.83 / 6'0"	90 / 198
	KINDL Wolfgang	Men's Singles		18 APR 1988	1.66 / 5'5"	80 / 176
	FISCHLER Georg	Doubles	B	3 JUL 1985	1.74 / 5'9"	76 / 168
	KOLLER Lorenz	Doubles	B	26 SEP 1994	1.74 / 5'9"	75 / 165
	PENZ Peter	Doubles	F	5 APR 1984	1.85 / 6'1"	98 / 216
	STEU Thomas	Doubles	F	9 FEB 1994	1.82 / 6'0"	87 / 192
	EGLE Madeleine	Women's Singles		21 AUG 1998	1.85 / 6'1"	68 / 150
	PLATZER Birgit	Women's Singles		14 OCT 1992	1.70 / 5'7"	64 / 141
	PROCK Hannah	Women's Singles		2 FEB 2000	1.70 / 5'7"	64 / 141
BUL - Bulgaria	ANGELOV Pavel	Men's Singles		17 SEP 1991	1.69 / 5'7"	82 / 181
CAN - Canada	EDNEY Sam	Men's Singles		29 JUN 1984	1.88 / 6'2"	95 / 209
	MALYK Mitchel	Men's Singles		7 OCT 1995	1.85 / 6'1"	88 / 194
	WATTS Reid	Men's Singles		22 DEC 1998	1.83 / 6'0"	82 / 181
	SNITH Justin	Doubles	B	8 DEC 1991	1.76 / 5'9"	74 / 163
	WALKER Tristan	Doubles	F	16 MAY 1991	1.86 / 6'1"	88 / 194
	APSHKRUM Brooke	Women's Singles		9 SEP 1999	1.75 / 5'9"	71 / 157
	GOUGH Alex	Women's Singles		12 MAY 1987	1.71 / 5'7"	72 / 159
	McRAE Kimberley	Women's Singles		24 MAY 1992	1.71 / 5'7"	64 / 141
CRO - Croatia	OBRATOV Daria	Women's Singles		12 DEC 1989	1.72 / 5'8"	66 / 146
CZE - Czech Republic	HYMAN Ondrej	Men's Singles		25 FEB 1986	1.89 / 6'2"	83 / 183
	BROZ Antonin	Doubles	B	14 DEC 1987	1.75 / 5'9"	80 / 176
	BROZ Lukas	Doubles	F	23 OCT 1985	1.86 / 6'1"	97 / 214
	KUDERA Jaromir	Doubles	B	4 AUG 1990	1.69 / 5'7"	69 / 152
	KVICALA Matej	Doubles	F	6 MAY 1989	1.83 / 6'0"	81 / 179
	NOSKOVA Tereza	Women's Singles		3 APR 1997	1.63 / 5'4"	57 / 126




Entry List by NOC

NOC별 엔트리 리스트 / Liste d'inscriptions par CNO

As of MON 5 FEB 2018

NOC	Name	Event Name	Position	Date of Birth	Height m / ft in	Weight kg / lbs
GBR - Great Britain						
	ROSEN Adam	Men's Singles		12 APR 1984	1.88 / 6'2"	86 / 190
	STAUDINGER Rupert	Men's Singles		15 JUL 1997	1.88 / 6'2"	80 / 176
GEO - Georgia						
	SOGOIANI Giorgi	Men's Singles		7 JUL 1997	1.80 / 5'11"	75 / 165
GER - Germany						
	LANGENHAN Andi	Men's Singles		1 OCT 1984	1.81 / 5'11"	87 / 192
	LOCH Felix	Men's Singles		24 JUL 1989	1.91 / 6'3"	100 / 220
	LUDWIG Johannes	Men's Singles		14 FEB 1986	1.86 / 6'1"	87 / 192
	ARLT Tobias	Doubles	B	2 JUN 1987	1.78 / 5'10"	76 / 168
	BENECKEN Sascha	Doubles	B	14 FEB 1990	1.78 / 5'10"	75 / 165
	EGGERT Toni	Doubles	F	12 MAY 1988	1.91 / 6'3"	90 / 198
	WENDL Tobias	Doubles	F	16 JUN 1987	1.84 / 6'0"	91 / 201
	EITBERGER Dajana	Women's Singles		7 JAN 1991	1.80 / 5'11"	78 / 172
	GEISENBERGER Natalie	Women's Singles		5 FEB 1988	1.83 / 6'0"	80 / 176
	HUEFNER Tatjana	Women's Singles		30 APR 1983	1.78 / 5'10"	80 / 176
IND - India						
	KESHAVAN Shiva	Men's Singles		25 AUG 1981	1.83 / 6'0"	85 / 187
ITA - Italy						
	FISCHNALLER Dominik	Men's Singles		20 FEB 1993	1.83 / 6'0"	86 / 190
	FISCHNALLER Kevin	Men's Singles		2 DEC 1993	1.80 / 5'11"	81 / 179
	RIEDER Emanuel	Men's Singles		1 OCT 1993	1.80 / 5'11"	89 / 196
	MALLEIER Fabian	Doubles	B	4 JAN 1998	1.76 / 5'9"	76 / 168
	NAGLER Ivan	Doubles	F	30 JAN 1999	1.85 / 6'1"	82 / 181
	RASTNER Patrick	Doubles	B	30 JUN 1993	1.73 / 5'8"	76 / 168
	RIEDER Ludwig	Doubles	F	19 JUN 1991	1.83 / 6'0"	77 / 170
	ROBATSCHER Sandra	Women's Singles		13 DEC 1995	1.69 / 5'7"	68 / 150
	VOETTER Andrea	Women's Singles		3 APR 1995	1.72 / 5'8"	75 / 165
KAZ - Kazakhstan						
	KOPYRENKO Nikita	Men's Singles		14 MAR 1998	1.80 / 5'11"	97 / 214
KOR - Republic of Korea						
	LIM Namkyu	Men's Singles		1 SEP 1989	1.78 / 5'10"	87 / 192
	CHO Jung Myung	Doubles	B	24 DEC 1993	1.75 / 5'9"	74 / 163
	PARK Jinyong	Doubles	F	17 NOV 1993	1.83 / 6'0"	91 / 201
	FRISCH Aileen Christina	Women's Singles		25 AUG 1992	1.75 / 5'9"	69 / 152
	SUNG Eunryung	Women's Singles		14 APR 1992	1.60 / 5'3"	60 / 132




Entry List by NOC

NOC별 엔트리 리스트 / Liste d'inscriptions par CNO

As of MON 5 FEB 2018

NOC	Name	Event Name	Position	Date of Birth	Height m / ft in	Weight kg / lbs
LAT - Latvia						
	APARJODS Kristers	Men's Singles		24 FEB 1998	1.95 / 6'5"	105 / 231
	DARZNIEKS Arturs	Men's Singles		20 APR 1993	1.88 / 6'2"	80 / 176
	KIVLENIEKS Inars	Men's Singles		4 JUL 1986	1.83 / 6'0"	88 / 194
	GUDRAMOVICS Oskars	Doubles	F	4 JUL 1988	1.74 / 5'9"	71 / 157
	KALNINS Peteris	Doubles	B	15 DEC 1988	1.72 / 5'8"	72 / 159
	SICS Andris	Doubles	F	12 MAY 1985	1.80 / 5'11"	79 / 174
	SICS Juris	Doubles	B	26 APR 1983	1.74 / 5'9"	74 / 163
	APARJODE Kendija	Women's Singles		24 DEC 1996	1.79 / 5'10"	75 / 165
	CAUCE Eliza	Women's Singles		21 AUG 1990	1.72 / 5'8"	69 / 152
	ZIRNE Ulla	Women's Singles		6 AUG 1995	1.74 / 5'9"	63 / 139
OAR - Olympic Athlete from Russia						
	FEDOROV Stepan	Men's Singles		8 MAY 1987	1.90 / 6'3"	100 / 220
	PAVLICHENKO Semen	Men's Singles		11 MAY 1991	1.79 / 5'10"	94 / 207
	REPILOV Roman	Men's Singles		5 MAR 1996	1.85 / 6'1"	90 / 198
	ANTONOV Vladislav	Doubles	B	21 SEP 1991	1.78 / 5'10"	81 / 179
	BOGDANOV Andrei	Doubles	F	17 OCT 1992	1.77 / 5'10"	82 / 181
	DENISEV Aleksandr	Doubles	F	29 JUL 1991	1.90 / 6'3"	100 / 220
	MEDVEDEV Andrei	Doubles	B	14 OCT 1993	1.67 / 5'6"	65 / 143
	BATURINA Ekaterina	Women's Singles		28 JUL 1992	1.78 / 5'10"	75 / 165
POL - Poland						
	KUROWSKI Maciej	Men's Singles		19 JUN 1986	1.85 / 6'1"	92 / 203
	SOCHOWICZ Mateusz	Men's Singles		28 FEB 1996	1.84 / 6'0"	84 / 185
	CHMIELEWSKI Wojciech	Doubles	F	13 APR 1995	1.84 / 6'0"	92 / 203
	KOWALEWSKI Jakub	Doubles	B	16 JUN 1994	1.72 / 5'8"	72 / 159
	KULS-KUSYK Ewa	Women's Singles		3 SEP 1991	1.77 / 5'10"	63 / 139
	WOJTUSCISZYN Natalia	Women's Singles		2 FEB 1993	1.65 / 5'5"	65 / 143
ROU - Romania						
	CRETU Valentin	Men's Singles		9 SEP 1989	1.80 / 5'11"	88 / 194
	TUREA Andrei	Men's Singles		11 OCT 1998	1.84 / 6'0"	88 / 194
	ATODIRESEI Cosmin	Doubles	F	1 MAR 1994	1.86 / 6'1"	90 / 198
	MUSEI Stefan	Doubles	B	10 DEC 1995	1.79 / 5'10"	77 / 170
	STRAMATURARU Raluca	Women's Singles		22 NOV 1985	1.74 / 5'9"	78 / 172
SLO - Slovenia						
	SIRSE Tilen	Men's Singles		21 DEC 1990	1.86 / 6'1"	96 / 212
SUI - Switzerland						
	KOCHER Martina	Women's Singles		14 MAR 1985	1.71 / 5'7"	67 / 148



Entry List by NOC


NOC별 엔트리 리스트 / Liste d'inscriptions par CNO

As of MON 5 FEB 2018

NOC	Name	Event Name	Position	Date of Birth	Height m / ft in	Weight kg / lbs
SVK - Slovakia						
	NINIS Jozef	Men's Singles		28 JUN 1981	1.82 / 6'0"	90 / 198
	SIMONAK Jakub	Men's Singles		5 JUN 1996	1.92 / 6'4"	92 / 203
	SOLCANSKY Marek	Doubles	F	18 NOV 1992	1.82 / 6'0"	78 / 172
	STUHLAK Karol	Doubles	B	13 NOV 1990	1.79 / 5'10"	70 / 154
	SIMONAKOVA Katarina	Women's Singles		31 JAN 1998	1.71 / 5'7"	70 / 154
TPE - Chinese Taipei						
	LIEN Te-An	Men's Singles		29 OCT 1994	1.77 / 5'10"	84 / 185
UKR - Ukraine						
	DUKACH Anton	Men's Singles		30 JUL 1995	1.87 / 6'2"	87 / 192
	MANDZIY Andriy	Men's Singles		19 FEB 1988	1.85 / 6'1"	102 / 225
	OBOLONCHYK Oleksandr	Doubles	F	17 JAN 1992	1.92 / 6'4"	87 / 192
	ZAKHARKIV Roman	Doubles	B	24 JAN 1991	1.76 / 5'9"	87 / 192
	SHKHUMOVA Olena	Women's Singles		24 NOV 1993	1.78 / 5'10"	90 / 198
	STETSKIV Olena	Women's Singles		15 JUN 1994	1.74 / 5'9"	71 / 157
USA - United States						
	MAZDZER Chris	Men's Singles		26 JUN 1988	1.85 / 6'1"	98 / 216
	MORRIS Taylor	Men's Singles		4 JUN 1991	1.78 / 5'10"	88 / 194
	WEST Tucker	Men's Singles		15 JUN 1995	1.85 / 6'1"	86 / 190
	KREWSON Justin	Doubles	F	24 JUL 1996	1.88 / 6'2"	74 / 163
	MORTENSEN Matthew	Doubles	F	11 DEC 1985	1.83 / 6'0"	86 / 190
	SHERK Andrew	Doubles	B	15 APR 1992	1.73 / 5'8"	74 / 163
	TERDIMAN Jayson	Doubles	B	21 DEC 1988	1.70 / 5'7"	71 / 157
	BRITCHER Summer	Women's Singles		21 MAR 1994	1.78 / 5'10"	77 / 170
	HAMLIN Erin	Women's Singles		19 NOV 1986	1.70 / 5'7"	71 / 157
	SWEENEY Emily	Women's Singles		16 MAR 1993	1.65 / 5'5"	67 / 148

Legend:

B Athlete in the back position **F** Athlete in the front position



Medallists by Event

세부종목별 메달리스트 / Médaillé(e)s par épreuve

As of THU 15 FEB 2018 at 22:28

Event	Date	Medal	Name	NOC Code
Men's Singles	SUN 11 FEB	GOLD	GLEIRSCHER David	AUT
		SILVER	MAZDZER Chris	USA
		BRONZE	LUDWIG Johannes	GER
Women's Singles	TUE 13 FEB	GOLD	GEISENBERGER Natalie	GER
		SILVER	EITBERGER Dajana	GER
		BRONZE	GOUGH Alex	CAN
Doubles	WED 14 FEB	GOLD	WENDL Tobias ARLT Tobias	GER
		SILVER	PENZ Peter FISCHLER Georg	AUT
		BRONZE	EGGERT Toni BENECKEN Sascha	GER
Team Relay	THU 15 FEB	GOLD	GEISENBERGER Natalie LUDWIG Johannes WENDL Tobias ARLT Tobias	GER
		SILVER	GOUGH Alex EDNEY Sam WALKER Tristan SNITH Justin	CAN
		BRONZE	EGLE Madeleine GLEIRSCHER David PENZ Peter FISCHLER Georg	AUT

XXIII. OLYMPIC WINTER GAMES
PyeongChang 2018, Korea
Luge Feb 05th-15th 2018



1st Team Captain Meeting: <i>1. Mannschaftsführersitzung</i>	Monday, Feb 5th 2018, 15:00 h Finish House, Olympic Sliding Center
Race Director: <i>Rennleiterin</i>	<p>Maria Luise Rainer <i>Is glad to open the 1st Team Captains' Meeting in the occasion of the XXIII Olympic Winter Games 2018 in PyeongChang/KOR.</i> Rainer welcomes all attending representatives of the 24 participating Nations. <i>The Race director kindly welcomes the IOC Games Service Manager Mr. Andrew J. Hofer as well as the FIL VP Mr. Harald Steyrer/AUT.</i> Welcome to the IF TDs Claire DelNegro and Björn Dyr Dahl/both FIL as well the Sport Manager of LUGE Jeeyoun Jenny LEE. <i>A warm welcome to the Jury chair Atis Strenga/LAT and its members Mark Grimmette/USA and Stefan Riegel/GER, the Technical Director of FIL Christian Eigentler and its TDs, Reto Gilly/SUI and Sungsik Shin/KOR as well the track Chief Yeongseong Choi/KOR and the Icemeister Robb Zirnhelt/CAN.</i> And last but not least a warm welcome to the FIL Track Commission Chair Markus Aschauer/GER <i>Maria Luise Rainer</i> <i>Freut sich die 1. Mannschaftsführersitzung anlässlich der XXIII. Olympischen Winterspiele 2018 in PyeongChang/KOR eröffnen zu dürfen.</i> <i>M. L.Rainer begrüßt alle anwesenden Vertreter der 24 teilnehmenden Nationen.</i> <i>Die Rennleiterin heißt den IOC Games Service Manager Herrn Andrew J. Hofer sowie die FIL VP Herrn Harald Steyrer/AUT herzlich willkommen.</i> <i>Ein Willkommensgruß an die IF TDs Claire DelNegro und Björn Dyr Dahl/beide FIL sowie dem Rennrodel Sport Manager Jeeyoun Jenny LEE.</i> <i>Ein herzliches Willkommen dem Jury Vorsitzenden Atis Strenga/LAT und seinen Mitgliedern Mark Grimmette/USA und Stefan Riegel/GER, dem Technischen Direktor der FIL Christian Eigentler, den TDs Reto Gilly/SUI und Sungsik Shin/KOR sowie dem Bahnchef Yeongseong Choi/KOR und dem Eismeister Robb Zirnhelt/CAN.</i> <i>Und nicht zuletzt ein herzliches Willkommen dem FIL Bahnbau Kommission-Vorsitzenden Markus Aschauer/GER</i></p>
FIL Representative: <i>Repräsentant der FIL</i>	FIL President Josef Fendt/GER
IOC Games Service Manager <i>IOC OWS Service Manager</i>	Mr. Andrew J. Hofer IOC Games Service Manager
IF Technical Delegates: <i>IF Technische Delegierte</i>	Ms Claire DelNegro/FIL Björn Dyr Dahl/FIL
FIL VP President / FIL Vizepräsident	Mr. Harald Steyrer/AUT
Jury Chair and Members: <i>Jury VS und Mitglieder</i>	Atis Strenga/LAT Chair, Mark Grimmette/USA, Stefan Riegel/GER
Technical Delegates: <i>Technisch Delegierte</i>	Mr. Christian Eigentler/FIL, Reto Gilly/SUI, Sungsik Shin/KOR
Luge Sport Manager: <i>Rennrodel Sport Manager</i>	Jeeyoun Jenny LEE
Track chief: <i>Bahnleiter</i>	Yeongseong Choi/KOR
Race Doctor: <i>Rennarzt</i>	Dr. Hong-Geun Jung/KOR



XXIII. OLYMPIC WINTER GAMES
PyeongChang 2018, Korea
Luge Feb 05th-15th 2018



Ice meister: <i>Eismeister</i>	Robb Zirnhelt/CAN
FIL Track Commission Chair: <i>FIL Bahnbaukommissions-VS</i>	Markus Aschauer/GER
Race Director: <i>Rennleiter</i>	Maria Luise Rainer/FIL
Introduction of the Race organization: <i>Vorstellung der Rennleitung</i>	Assistant race director/Rennleiter Stellvertreter: Kyungyoung LEE Start chief/Startleiter: Yongseong JEON Finish Leader/Zielleiter: Sungwoong PARK Track chief/Bahnleiter: Yeongseong Choi/KOR
Partecipating Nations: <i>Teilnehmende Nationen</i>	24 Nations / Nationen ARG, AUS, AUT, BUL, CAN, CRO, CZE, GBR, GEO, GER, IND, ITA, KAZ, KOR, LAT, OAR, POL, ROU, SLO, SUI, SVK, TPE, UKR, USA 110 Athletes/Athletinnen/Athleten (90 sleds/Schlitten) 30 Women / Damen 40 Men / Herren 20 Doubles / Doppelsitzer 13 Team Relays / Team-Staffeln
Roll call Nations: <i>Anwesenheit der Nationen</i>	ARG, AUS, AUT, BUL, CAN, CRO, CZE, GBR, GEO, GER, IND, ITA, KAZ, KOR, LAT, OAR, POL, ROU, SLO, SUI, SVK, TPE, UKR, USA
FIL VP: Harald Steyrer	Welcome to PyeongChang on behalf of FIL President Josef Fendt and the International Luge Federation. The FIL President will be at the track in the next few days and is looking forward to seeing you at the 2nd Team Team Captain Meeting. Steyrer is glad to attend the 1st Team Captain Meeting in the occasion of the XXIII Olympic Winter Games and thanks the OC for the good work in the preparation. Steyrer also takes the opportunity to thank all the involved people which have been assisting in all different areas the OC in preparation of the OWG. The VP Steyrer wishes all athletes and coaches a good and accident free training and successful competitions. <i>Herzlich Willkommen in PyeongChang im Namen des FIL Präsidenten Josef Fendt und des Internationalen Rennrodelverbandes.</i> <i>Der FIL Präsident wird in den nächsten Tagen an der Bahn sein und freut sich Sie alle anlässlich der 2. Mannschaftsführersitzung zu sehen.</i> <i>Steyrer freut sich an der 1. Mannschaftsführersitzung anlässlich der XXIII. Olympischen Winterspiele teilnehmen zu können und dankt dem OK für die gute Vorbereitung.</i> <i>Steyrer nutzt auch die Gelegenheit, allen Beteiligten zu danken, die das OK in Vorbereitung auf die OWG 2018 in den verschiedensten Bereichen unterstützt haben.</i> <i>FIL VP Steyrer wünscht allen Athleten und Trainern ein gutes und unfallfreies Training und erfolgreiche Wettkämpfe.</i>
Mr. Andrew J. Hofer IOC Games Service Manager	Welcomes Everyone and informs regarding the Olympic Rule 50 <i>Heißt alle herzlich willkommen und informiert über die Olympische Regulation 50</i>
Check seeding list: <i>Kontrolle Gesetzenliste</i>	Hand-out # 1 <i>Tischvorlage</i>



Training schedule: <i>Trainingsplan</i>	Hand-out # 2 <i>Tischvorlage</i>
Start order Training groups Day 1 & 2: <i>Startreihenfolge Trainingsgr. Tag 1 & 2</i>	Hand-out # 3 <i>Tischvorlage</i>
Systematic start heights: <i>Systematische Starthöhen</i>	For Men's discipline will be Ladies start For Women and doubles discipline will be at the Junior start <i>Für die Disziplin Herren: Damenstart</i> <i>Für die Disziplin Damen und Doppelsitzer: Juniorenstart</i>
Start Order: Training syst. & day 1: <i>Startreihenfolge:</i> <i>syst. Training & Trainingstag 1</i>	Start order according to the draw (WC in Sigulda) and training schedule: <ul style="list-style-type: none"> - Tuesday, Feb 6th systematic training Men's (08:00 am) - Tuesday, Feb 6th systematic training Women's (01:30 pm) - Wednesday, Feb 7th Men's training (day 1) 07:30 pm - Thursday, Feb 8th Women's training (day 1) 06:30 pm - Saturday, Feb 10th systematic training Doubles (08:00 am) - Sunday, Feb 11th Doubles Training (day 1) 03:00 pm <i>Startreihenfolge gemäß Auslosung (WC Sigulda) und Trainingsplan:</i> <ul style="list-style-type: none"> - <i>Dienstag, 06.02. syst. Training Herren ab 08:00 h</i> - <i>Dienstag, 06.02 syst. Training Damen ab 13:30 h</i> - <i>Mittwoch, 07.02. Training Herren (Tag 1) ab 19:30 h</i> - <i>Donnerstag, 08.02. Training Damen (Tag 1) ab 18:30 h</i> - <i>Samstag, 10.02. syst. Training Doppelsitzer ab 08:00h</i> - <i>Sonntag, 11.02. Training Doppelsitzer (Tag 1) ab 15:00 h</i>
Training Bibs: <i>Trainings-Startnummern</i>	The Training Bibs (Men's, Women's and Doubles) were handed out at the Team Captain Meeting. <i>Die Trainings-Startnummern (Herren, Damen und Doppelsitzer) wurden zur Mannschaftsführersitzung ausgegeben.</i>
Technical Inspection for Men's: <i>Technische Kontrollen; Herren</i>	Finish Building / Ziel Gebäude Wednesday, Feb 7th / Mittwoch 07.02. von 20:30 - 21:30 / 22:30 - 23:30
Weigh in Men's: mandatory <i>Körper-Abwaage Herren verpflichtend</i>	Finish Building / Ziel Gebäude Thursday, Feb 8th / Donnerstag, 08.02. von 15:30 - 16:30 / 17:30 - 18:30
Technical Inspection for Women: <i>Technische Kontrollen; Damen</i>	Finish Building / Ziel Gebäude Thursday, Feb 8th / Donnerstag, 08.02. von 19:00 - 20:00 / 20:30 - 21:30
TV Rehearsal: <i>TV Probe</i>	The TV rehearsal is taking place on Thursday from 02:30 - 04:00 pm. <i>Die TV-Probe findet am Donnerstag von 14:30 bis 16:00 h statt.</i>
Training group assignment for Day 3: <i>Zuteilung Trainingsgruppen, Tag 3</i>	Hand-out # 4 <i>Tischvorlage</i>
Draw Training day 3, Run 5 & 6: <i>Auslosung Tag 3, Trainingslauf 5 & 6</i>	The result of the nations draw for training day # 3 in the occasion of the OWG in PyeongChang is as follows: <i>Das Ergebnis der Nationenauslosung für Trainingstag # 3 anlässlich der OWS in PyeongChang ist wie folgt:</i> Discipline Men / Disziplin Herren SVK, GER, GBR, LAT, KAZ, ITA, AUT, IND, OAR, SLO, USA, BUL, CZE, TPE, POL, AUS, KOR, UKR, CAN, GEO, ROU (40) Discipline Women / Disziplin Damen ARG, CZE, LAT, GER, SVK, ITA, CRO, POL, AUT, ROU, OAR, USA, KOR, CAN, SUI, UKR (30) Discipline Doubles / Disziplin Doppelsitzer USA, POL, LAT, OAR, UKR, CAN, SVK, GER, KOR, AUT, ITA, ROU, CZE (20)
Track conditions: <i>Bahnbedingungen</i>	Track conditions are very good. The Sun shades will be open during training as long as the weather condition (sun) allow that.



	<p><i>Die Bahnbedingungen sind sehr gut. Die Sonnensegel werden im Training geöffnet sein so lang es die Witterung (Sonne) zulässt</i></p>
<p>FIL-Sled Service: <i>FIL-Schlitten Service</i></p>	<p>Is located at the container at the Mens Start (Mechanic Wolfgang Ros) <i>Ist am Herrenstart im ausgeschilderten Container platziert.</i></p>
<p>Compliance with track Regulation: <i>Einhaltung der Bahnordnung</i></p>	<p>The Track chief, kindly asks all Teams, Coaches and Officials to follow the Track Rules. No Track crossing, not to act without authority on the Sun shades and no track walks during training are allowed. If we do not follow the rules we might have interruptions in training. <i>Der Bahnchef bittet alle Mannschaften, Trainer und Betreuer die Bahnordnung einzuhalten.</i> <i>Das Überqueren der Bahn, eigenmächtiges Öffnen der Sonnensegel, sowie das Betreten der Bahn während dem Training ist nicht gestattet..</i> <i>Werden die Bahnregeln nicht eingehalten kann dies zu Unterbrechungen im Training führen.</i></p>
<p>Additional information on Rule 50: <i>Zusätzliche Information Regulation 50</i></p>	<p>The advertising sizes can be presented during the technical inspection on Wednesday Feb 7th to the IF TD. In addition Björn Dyr Dahl will be at the start during training <i>Die Größe der Werbung kann bei den technischen Kontrollen am Mittwoch 07.02.dem IF TD vorgestellt werden.</i> <i>Zusätzlich wird Björn Dyr Dahl im Training am Start zur</i></p>
<p>Information Radio registration: <i>Information Registrierung Funkgeräte</i></p>	<p>Hand-out # 5 <i>Tischvorlage</i> In case some teams still need to register radios an office is installed during games time to register walkie talkies. <i>Falls Mannschaften noch Funkgeräte anmelden müssen, ist ein Büro installiert wo die Möglichkeit besteht die Funkgeräte zu registrieren.</i></p>
<p>Miscellaneous: <i>Verschiedenes</i></p>	<p>Acetone will be provided. Distribution of the acetone and WD 40 at the syst. training on Tuesday, Feb 6th at the finish by MLR. <i>Acetone wird zur Verfügung stehen.</i> <i>Verteilung von Acetone und WD 40 am Dienstag, 06.02.während dem systematischen Training durch MLR am Ziel.</i></p>
<p>Venue Press Manager: <i>Presse Manager</i></p>	<p>Ms Tanja Ohlson Requests all athletes to walk in the final training run and after each competition run through the mixed zone in the finish. <i>Bittet alle Athleten im letzten Trainingslauf und nach jedem Rennlauf durch die Mixed Zone am Zielauslauf zu gehen.</i></p>
<p>Request: GER <i>Anfrage</i></p>	<p>For the training and competition days more transportation from the Olympic Village to the Venue must be provided. In case it becomes crowded and not enough vehicles available please contact directly the Transportation Service Manager: Mr. Seongyong KIM under his mobile # + 82 10 6399 8603 <i>Für die Trainings-und Wettkampftage müssen mehr Transportmöglichkeiten zur Verfügung gestellt werden.</i> <i>Sollte großer Andrang sein und nicht genügend Fahrzeuge verfügbar sein, kontaktieren Sie bitte direkt den Transport Service Manager:</i> Mr. Seongyong KIM unter der Handy Nr. + 82 10 6399 8603</p>
<p>Request: USA <i>Anfrage</i></p>	<p>Will the Team Relay touch pad be installed during a training session? <i>Wird der Team-Staffel Zielanschlag während einer Trainingseinheit installiert sein?</i></p>

XXIII. OLYMPIC WINTER GAMES
PyeongChang 2018, Korea
Luge Feb 05th-15th 2018




Answer: MLR <i>Antwort</i>	No, the touch pad won't be installed in any training session. <i>Nein, das Touchpad wird bei keiner Trainingseinheit installiert sein.</i>
Race Doctor: <i>Rennarzt</i>	Dr. Hong-Geun Jung/KOR Presented a presentation on the Medical Service at the Olympic Sliding Center. <i>Hat eine Präsentation über den Medizinischen Dienst im Olympic Sliding Center vorgetragen</i>
2nd Team Captain Meeting: <i>2. Mannschaftsführersitzung</i>	Friday, Feb 9th at 01:00 pm at the finish house <i>Freitag, 09.02.2018 um 13:00 h im Zielhaus</i>
End of Meeting: <i>Ende der Sitzung</i>	The Race Director thanks for the attention, wishes all participants good training days and closes the meeting at 03:40 pm. <i>Der Rennleiter bedankt sich für die Aufmerksamkeit, wünscht allen Teilnehmern gute Trainingstage und schließt die Sitzung um 15:40 h.</i>

For the minutes: Maria Luise Rainer, RD

Jury Chair
Atis Strengra/LAT

Race Director
Maria Luise Rainer/FIL





Results - by Start Order


경기결과 - 스타트 순서별 / Résultats - par ordre de départ

Start Order	Bib No.	NOC Code	Name	Start Time	Rk	Int. 1	Rk	Int. 2	Rk	Int. 3	Rk	Speed (km/h) (mph)	Finish Time	Rk	Time Behind
1	1	IND	KESHAVAN Shiva	2.726	18	15.408	17	27.997	16	38.076	16	128.4 79.8	49.186	15	+1.391
				2.737	18	15.670	18	28.711	19	38.870	18	117.6 73.1	50.022	16	+2.074
2	2	TPE	LIEN Te-An	2.721	17	15.559	19	28.308	20	38.887	20	125.6 78.0	50.730	20	+2.935
				2.717	16	15.501	17	28.462	18	38.769	17	116.4 72.3	50.187	17	+2.239
3	3	POL	KUROWSKI Maciej	2.661	=12	15.198	10	27.558	6	37.556	8	125.7 78.1	48.547	11	+0.752
				2.656	10	15.256	10	27.679	6	38.609	16	101.2 62.9	51.360	19	+3.412
4	4	POL	SOCHOWICZ Mateusz	2.624	=4	15.145	6	27.506	5	37.274	3	125.0 77.6	47.919	2	+0.124
				2.616	3	15.188	5	27.606	4	37.425	3	125.1 77.7	48.150	4	+0.202
5	5	AUT	EGGER Reinhard	2.612	3	15.077	2	27.435	2	37.243	=1	125.3 77.8	48.017	3	+0.222
				2.633	5	15.127	2	27.531	2	37.345	2	125.7 78.1	48.087	3	+0.139
6	6	AUT	GLEIRSCHER David	2.610	2	15.107	3	27.420	1	37.469	5	124.5 77.4	48.381	5	+0.586
				2.624	4	15.134	4	27.491	1	37.308	1	120.2 74.7	47.948	1	0.000
7	7	AUT	KINDL Wolfgang	2.667	15	15.144	5	27.496	3	37.243	=1	122.8 76.3	47.795	1	0.000
				2.681	15	15.276	12	27.701	10	37.473	4	122.9 76.4	48.051	2	+0.103
8	8	ROU	CRETU Valentin	2.646	=9	15.245	12	27.806	12	37.824	12	118.2 73.4	48.906	13	+1.111
				2.639	8	15.246	9	27.817	11	37.837	11	118.3 73.5	48.926	12	+0.978
9	9	ROU	TUREA Andrei	2.661	=12	15.250	13	27.751	10	37.678	11	120.3 74.8	48.492	10	+0.697
				2.654	9	15.260	11	27.828	12	37.789	10	119.8 74.4	48.688	10	+0.740
10	10	KOR	LIM Namkyu	2.646	=9	15.278	15	27.862	14	37.853	14	123.5 76.7	48.909	14	+1.114
				2.657	11	15.290	14	27.888	15	37.872	12	123.2 76.5	49.087	14	+1.139
11	11	CAN	EDNEY Sam	2.624	=4	15.147	7	27.575	7	37.487	6	120.0 74.5	48.405	6	+0.610
				2.636	6	15.197	6	27.687	9	37.672	9	122.6 76.2	48.655	9	+0.707
12	12	CAN	MALYK Mitchel	2.636	7	15.154	8	27.762	11	37.658	10	122.4 76.1	48.432	9	+0.637
				2.662	12	15.224	8	27.686	8	37.520	6	127.7 79.3	48.269	5	+0.321
13	13	CAN	WATTS Reid	2.643	8	15.232	11	28.032	17	38.250	17	115.8 72.0	49.344	17	+1.549
				2.666	13	15.282	13	27.835	13	38.078	15	123.7 76.8	49.295	15	+1.347
14	14	KAZ	KOPYRENKO Nikita	2.805	=19	15.507	18	28.141	18	38.305	18	117.8 73.2	49.547	18	+1.752
				2.810	20	15.679	19	28.444	17	38.900	19		50.474	18	+2.526
15	15	BUL	ANGELOV Pavel	2.805	=19	15.571	20	28.230	19	38.643	19	125.3 77.8	50.242	19	+2.447
				2.783	19	16.035	20	29.539	20	40.783	20	121.3 75.4	53.519	20	+5.571
16	16	GBR	ROSEN Adam	2.704	16	15.325	16	27.837	13	37.829	13	121.5 75.5	48.849	12	+1.054
				2.723	17	15.334	15	27.869	14	37.890	13	119.6 74.3	48.880	11	+0.932
17	17	GBR	STAUDINGER Rupert	2.665	14	15.251	14	27.966	15	38.052	15	122.9 76.3	49.190	16	+1.395
				2.679	14	15.338	16	27.921	16	37.938	14	123.1 76.5	48.998	13	+1.050
18	18	GER	LANGENHAN Andi	2.634	6	15.130	4	27.597	8	37.544	7	122.9 76.3	48.413	8	+0.618
				2.597	1	15.129	3	27.602	3	37.513	5	123.0 76.4	48.409	6	+0.461
19	19	GER	LOCH Felix	2.650	11	15.171	9	27.653	9	37.577	9	122.8 76.3	48.410	7	+0.615
				2.637	7	15.213	7	27.685	7	37.610	7	122.0 75.8	48.448	7	+0.500
20	20	GER	LUDWIG Johannes	2.593	1	15.062	1	27.502	4	37.388	4	122.5 76.1	48.316	4	+0.521
				2.610	2	15.121	1	27.668	5	37.628	8	122.4 76.1	48.592	8	+0.644

Legend:

= Equal sign indicates that two or more competitors share the same rank

Int. Intermediate time No. Number Rk Rank



WED 7 FEB 2018
Start Time 21:30

Results - by Start Order


경기결과 - 스타트 순서별 / Résultats - par ordre de départ

Start Order	Bib No.	NOC Code	Name	Start Time	Rk	Int. 1	Rk	Int. 2	Rk	Int. 3	Rk	Speed (km/h) (mph)	Finish Time	Rk	Time Behind
1	21	GEO	SOGOIANI Giorgi	2.717	18	15.345	18	27.987	18	38.240	16	128.1 79.6	49.658	16	+1.890
				2.700	19	15.440	17	28.167	18	38.682	19	119.4 74.2	50.392	19	+2.488
2	22	UKR	DUKACH Anton	2.633	13	15.239	16	27.847	17	37.936	15	122.6 76.2	49.079	15	+1.311
				2.627	9	15.213	10	27.792	15	37.845	15	123.5 76.7	48.971	15	+1.067
3	23	UKR	MANDZIY Andriy	2.725	19	15.689	20	28.723	20	38.790	20	117.6 73.1	49.702	17	+1.934
				2.674	17	17.028	20	1:02.176	20	1:15.367	20	91.6 56.9	1:28.608	20	+40.704
4	24	USA	MAZDZER Chris	2.599	5	15.090	=3	27.456	3	37.246	2	124.8 77.5	47.886	2	+0.118
				2.603	3	15.121	4	27.508	4	37.322	6	124.0 77.0	47.973	4	+0.069
5	25	USA	MORRIS Taylor	2.666	15	15.205	14	27.586	11	37.771	14	129.5 80.4	48.995	13	+1.227
				2.680	18	15.243	15	27.656	10	37.502	7	125.1 77.7	48.210	6	+0.306
6	26	USA	WEST Tucker	2.544	1	14.977	1	27.361	1	38.479	19	118.5 73.6			DNF
				2.555	1	15.007	1	27.391	1	37.263	1	124.9 77.6	48.061	5	+0.157
7	27	LAT	APARJODS Kristers	2.631	12	15.130	7	27.549	9	37.447	8	121.8 75.7	48.212	8	+0.444
				2.653	15	15.216	12	27.648	8	37.513	8	124.7 77.5	48.251	7	+0.347
8	28	LAT	DARZNIEKS Arturs	2.613	=7	15.162	11	27.631	12	37.579	9	119.7 74.4	48.437	9	+0.669
				2.637	11	15.222	14	27.707	14	37.623	13	119.6 74.3	48.457	11	+0.553
9	29	LAT	KIVLENIEKS Inars	2.590	4	15.077	2	27.496	5	37.318	4	125.4 77.9	48.033	4	+0.265
				2.639	12	15.814	19	28.471	19	38.412	18	120.8 75.1	49.204	16	+1.300
10	30	AUS	FERLAZZO Alex	2.589	3	15.221	15	27.792	16	37.707	11	119.8 74.4	48.572	10	+0.804
				2.627	9	15.213	10	27.688	13	37.619	12	118.6 73.7	48.504	13	+0.600
11	31	OAR	FEDOROV Stepan	2.608	6	15.096	6	27.507	6	37.393	7	120.0 74.5	48.164	7	+0.396
				2.609	4	15.162	7	27.647	7	37.558	9	118.7 73.7	48.435	10	+0.531
12	32	OAR	PAVLICHENKO Semen	2.613	=7	15.140	8	27.560	10	37.387	6	124.6 77.4	48.108	6	+0.340
				2.626	8	15.180	9	27.649	9	37.582	10	120.1 74.6	48.404	9	+0.500
13	33	OAR	REPILOV Roman	2.586	2	15.090	=3	27.435	2	37.176	1	122.1 75.9	47.768	1	0.000
				2.592	2	15.091	2	27.458	2	37.321	5	131.4 81.6	48.301	8	+0.397
14	34	SLO	SIRSE Tilen	2.750	20	15.491	19	28.212	19	38.390	18	120.3 74.8	49.746	18	+1.978
				2.759	20	15.461	18	28.132	17	38.276	17	122.8 76.3	49.511	18	+1.607
15	35	CZE	HYMAN Ondrej	2.677	17	15.242	17	27.789	15	38.346	17	124.6 77.4	50.157	19	+2.389
				2.671	16	15.340	16	27.986	16	38.139	16	128.6 79.9	49.291	17	+1.387
16	36	SVK	NINIS Jozef	2.669	16	15.196	13	27.650	14	37.638	10	118.6 73.7	48.581	11	+0.813
				2.650	14	15.216	12	27.675	12	37.602	11	120.0 74.5	48.458	12	+0.554
17	37	SVK	SIMONAK Jakub	2.623	11	15.146	9	27.645	13	37.761	13	118.2 73.4	48.935	12	+1.167
				2.616	6	15.164	8	27.658	11	37.646	14	119.8 74.4	48.638	14	+0.734
18	38	ITA	FISCHNALLER Dominik	2.617	9	15.154	10	27.535	8	37.752	12	122.1 75.9	49.001	14	+1.233
				2.617	7	15.137	5	27.514	5	37.298	4	119.2 74.1	47.955	3	+0.051
19	39	ITA	FISCHNALLER Kevin	2.634	14	15.165	12	27.528	7	37.374	5	124.9 77.6	48.055	5	+0.287
				2.641	13	15.150	6	27.517	6	37.284	2	125.3 77.8	47.904	1	+0.000
20	40	ITA	RIEDER Emanuel	2.619	10	15.091	5	27.482	4	37.317	3	124.6 77.4	47.999	3	+0.231
				2.612	5	15.091	2	27.486	3	37.288	3	126.2 78.4	47.946	2	+0.042

Legend:

= Equal sign indicates that two or more competitors share the same rank

DNF Did Not Finish Int. Intermediate time No. Number Rk Rank



Results - by Start Order


경기결과 - 스타트 순서별 / Résultats - par ordre de départ

Start Order	Bib No.	NOC Code	Name	Start Time	Rk	Int. 1	Rk	Int. 2	Rk	Int. 3	Rk	Speed (km/h) (mph)	Finish Time	Rk	Time Behind
1	38	ITA	FISCHNALLER Dominik	2.598	9	15.118	8	27.671	14	37.628	11	118.2 73.4	48.505	9	+0.430
				2.607	7	15.129	7	27.621	7	37.514	6	119.1 74.0	48.340	5	+0.309
2	39	ITA	FISCHNALLER Kevin	2.634	15	15.161	14	27.621	9	37.426	4	124.1 77.1	48.075	1	0.000
				2.633	15	15.151	8	27.569	5	37.376	2	124.1 77.1	48.031	1	+0.000
3	40	ITA	RIEDER Emanuel	2.587	5	15.092	7	27.558	6	37.438	5	124.5 77.4	48.179	3	+0.104
				2.631	13	15.203	11	27.729	13	37.637	12	124.0 77.0	48.446	8	+0.415
4	36	SVK	NINIS Jozef	2.640	16	15.176	15	27.660	13	37.705	16	122.0 75.8	48.685	14	+0.610
				2.653	16	15.219	14	27.704	11	37.709	13	119.4 74.2	48.629	12	+0.598
5	37	SVK	SIMONAK Jakub	2.593	7	15.137	=10	27.656	12	37.652	12	119.5 74.2	48.656	13	+0.581
				2.605	6	15.126	6	27.624	8	37.571	7	120.3 74.8	48.514	10	+0.483
6	35	CZE	HYMAN Ondrej	2.630	14	15.209	17	27.747	16	37.695	15	122.9 76.4	48.586	11	+0.511
				2.631	13	15.217	13	27.832	16	37.836	15	121.8 75.7	48.824	15	+0.793
7	34	SLO	SIRSE Tilen	2.711	20	15.362	20	28.281	20	38.480	20	120.8 75.1	49.765	20	+1.690
				2.725	19	15.487	18	28.378	18	38.719	18	127.6 79.2	50.093	19	+2.062
8	31	OAR	FEDOROV Stepan	2.605	11	15.042	2	27.489	2	37.353	1	118.4 73.5	48.165	2	+0.090
				2.593	4	15.113	4	27.560	4	37.442	4	119.8 74.4	48.238	4	+0.207
9	32	OAR	PAVLICHENKO Semen	2.579	3	15.050	3	27.551	5	37.516	7	119.8 74.4	48.432	8	+0.357
				2.587	3	15.077	2	27.546	2	37.484	5	122.4 76.0	48.366	7	+0.335
10	33	OAR	REPILOV Roman	2.565	2	15.056	4	27.528	4	37.406	3	120.8 75.1	48.355	7	+0.280
				2.580	2	15.084	3	27.492	1	37.396	3	129.9 80.7	48.184	3	+0.153
11	30	AUS	FERLAZZO Alex	2.602	10	15.137	=10	27.626	10	37.669	13	122.8 76.3	48.939	16	+0.864
				2.613	9	15.227	15	27.722	12	37.606	11	120.7 75.0	48.473	9	+0.442
12	27	LAT	APARJODS Kristers	2.610	12	15.139	12	27.698	15	37.683	14	120.0 74.5	48.601	12	+0.526
				2.628	12	15.165	9	27.638	9	37.583	8	120.8 75.1	48.640	13	+0.609
13	28	LAT	DARZNIEKS Arturs	2.614	13	15.133	9	27.584	=7	37.587	9	121.1 75.3	48.545	10	+0.470
				2.626	11	15.552	19	28.600	19	38.775	19	116.1 72.1	49.848	17	+1.817
14	29	LAT	KIVLENIEKS Inars	2.589	6	15.057	5	27.499	3	37.609	10	121.4 75.4	49.049	17	+0.974
15	24	USA	MAZDZER Chris	2.586	4	15.079	6	27.584	=7	37.457	6	123.2 76.5	48.193	4	+0.118
				2.604	5	15.123	5	27.546	2	37.374	1	124.4 77.3	48.075	2	+0.044
16	25	USA	MORRIS Taylor	2.659	18	15.194	16	27.646	11	37.559	8	124.0 77.0	48.350	6	+0.275
				2.681	17	15.246	16	27.701	10	37.587	9	124.3 77.2	48.363	6	+0.332
17	26	USA	WEST Tucker	2.558	1	15.019	1	27.485	1	37.388	2	123.8 76.9	48.283	5	+0.208
				2.555	1	15.047	1	27.583	6	37.597	10	119.0 73.9	48.570	11	+0.539
18	22	UKR	DUKACH Anton	2.596	8	15.144	13	27.839	18	38.031	18	120.6 74.9	49.319	18	+1.244
				2.608	8	15.177	10	27.818	15	37.961	16	122.0 75.8	49.283	16	+1.252
19	23	UKR	MANDZIY Andriy	2.653	17	15.232	18	27.817	17	37.826	17	122.0 75.8	48.805	15	+0.730
				2.623	10	15.204	12	27.746	14	37.762	14	125.0 77.7	48.744	14	+0.713
20	21	GEO	SOGOIANI Giorgi	2.669	19	15.289	19	27.938	19	38.077	19	120.3 74.7	49.372	19	+1.297
				2.683	18	15.327	17	28.044	17	38.403	17	119.4 74.2	50.008	18	+1.977

Legend:

= Equal sign indicates that two or more competitors share the same rank

Int. Intermediate time No. Number Rk Rank



Results - by Start Order


경기결과 - 스타트 순서별 / Résultats - par ordre de départ

Start Order	Bib No.	NOC Code	Name	Start Time	Rk	Int. 1	Rk	Int. 2	Rk	Int. 3	Rk	Speed (km/h) (mph)	Finish Time	Rk	Time Behind
1	18	GER	LANGENHAN Andi	2.591	2	15.022	1	27.474	2	37.357	3	122.8 76.3	48.159	5	+0.380
				2.606	2	15.063	2	27.474	2	37.353	4	132.6 82.4	48.197	4	+0.321
2	19	GER	LOCH Felix	2.582	1	15.036	2	27.390	1	37.158	1	123.4 76.6	47.779	1	0.000
				2.649	8	15.143	3	27.512	3	37.321	2	123.6 76.8	48.017	2	+0.141
3	20	GER	LUDWIG Johannes	2.611	4	15.500	16	28.019	15	37.909	15	125.2 77.8	48.679	12	+0.900
				2.602	1	15.042	1	27.421	1	37.204	1	124.0 77.0	47.876	1	+0.000
4	16	GBR	ROSEN Adam	2.681	16	15.286	14	27.768	13	37.770	13	118.7 73.7	48.707	14	+0.928
				2.696	16	15.329	16	27.849	12	37.801	12	119.2 74.1	48.682	12	+0.806
5	17	GBR	STAUDINGER Rupert	2.657	14	15.209	11	27.807	14	37.861	14	122.7 76.2	48.929	15	+1.150
				2.676	15	15.309	14	27.980	14	38.060	15	121.1 75.3	49.251	14	+1.375
6	15	BUL	ANGELOV Pavel	2.776	19	15.544	17	28.274	17	38.535	17	122.7 76.2	49.974	17	+2.195
				2.786	19	15.532	19	28.185	17	38.266	17	125.5 77.9	49.525	15	+1.649
7	14	KAZ	KOPYRENKO Nikita	2.806	20	15.550	18	28.293	18	38.857	18	117.8 73.2	50.590	20	+2.811
				2.794	20	15.533	20	28.327	19	38.736	18	111.6 69.3	50.212	18	+2.336
8	11	CAN	EDNEY Sam	2.613	5	15.129	6	27.496	3	37.335	2	124.4 77.3	48.051	3	+0.272
				2.624	4	15.220	9	27.677	9	37.536	6	125.1 77.7	48.239	5	+0.363
9	12	CAN	MALYK Mitchel	2.647	=11	15.172	7	27.604	8	37.463	7	124.2 77.1	48.234	=6	+0.455
				2.673	14	15.302	13	27.855	13	37.738	11	124.2 77.1	48.548	10	+0.672
10	13	CAN	WATTS Reid	2.674	15	15.248	13	27.723	11	37.584	10	123.7 76.8	48.312	8	+0.533
				2.661	11	15.273	12	27.806	11	37.712	10	123.4 76.6	48.504	8	+0.628
11	10	KOR	LIM Namkyu	2.642	10	15.312	15	28.034	16	38.135	16	123.1 76.5	49.253	16	+1.474
				2.654	9	15.319	15	27.997	15	38.021	14	122.8 76.3	49.149	13	+1.273
12	8	ROU	CRETU Valentin	2.620	6	15.127	4	27.570	6	37.486	8	123.7 76.8	48.394	9	+0.615
				2.623	3	15.170	4	27.669	7	37.594	8	119.2 74.0	48.511	9	+0.635
13	9	ROU	TUREA Andrei	2.627	7	15.175	8	27.674	10	37.645	11	119.9 74.5	48.688	13	+0.909
				2.634	5	15.198	7	54.841	20	1:23.533	20	42.5 26.4	1:42.293	20	+54.417
14	5	AUT	EGGER Reinhard	2.652	13	15.128	5	27.551	5	37.417	6	124.9 77.6	48.234	=6	+0.455
				2.666	12	15.172	5	27.643	6	37.564	7	123.4 76.6	48.477	7	+0.601
15	6	AUT	GLEIRSCHER David	2.605	3	15.092	3	27.500	4	37.366	4	120.0 74.5	48.063	4	+0.284
				2.638	6	15.199	8	27.609	5	37.944	13	126.4 78.5	49.608	17	+1.732
16	7	AUT	KINDL Wolfgang	2.647	=11	15.200	10	27.593	7	37.375	5	122.1 75.9	48.011	2	+0.232
				2.658	10	15.190	6	27.565	4	37.325	3	123.2 76.5	48.039	3	+0.163
17	3	POL	KUROWSKI Maciej	2.641	9	15.189	9	27.628	9	37.537	9	123.4 76.7	48.444	10	+0.665
				2.670	13	15.263	11	27.756	10	37.696	9	122.2 75.9	48.615	11	+0.739
18	4	POL	SOCHOWICZ Mateusz	2.633	8	15.247	12	27.740	12	37.696	12	131.0 81.4	48.592	11	+0.813
				2.642	7	15.235	10	27.676	8	37.527	5	122.8 76.3	48.254	6	+0.378
19	2	TPE	LIEN Te-An	2.751	18	15.606	19	28.396	19	38.869	19	125.7 78.1	50.543	19	+2.764
				2.696	16	15.381	17	28.279	18	38.920	19	116.1 72.1	50.686	19	+2.810
20	1	IND	KESHAVAN Shiva	2.726	17	15.660	20	28.803	20	39.049	20	116.0 72.1	50.281	18	+2.502
				2.729	18	15.393	18	28.098	16	38.262	16	119.2 74.1	49.574	16	+1.698

Legend:

= Equal sign indicates that two or more competitors share the same rank

Int. Intermediate time No. Number Rk Rank



Results - by Start Order


경기결과 - 스타트 순서별 / Résultats - par ordre de départ

Start Order	Bib No.	NOC Code	Name	Start Time	Rk	Int. 1	Rk	Int. 2	Rk	Int. 3	Rk	Speed (km/h) (mph)	Finish Time	Rk	Time Behind
1	36	SVK	NINIS Jozef	2.639	25	15.174	23	27.586	16	37.569	21	127.0 78.9	48.558	27	+0.761
2	37	SVK	SIMONAK Jakub	2.595	=8	15.075	=7	27.596	18	37.584	23	119.2 74.0	48.541	26	+0.744
3	18	GER	LANGENHAN Andi	2.590	5	15.043	=5	27.516	12	37.419	14	130.2 80.9	48.253	18	+0.456
4	19	GER	LOCH Felix	2.608	15	15.039	3	27.425	3	37.237	3	123.6 76.8	47.901	3	+0.104
5	20	GER	LUDWIG Johannes	2.586	4	15.020	2	27.424	2	37.243	4	125.2 77.8	47.953	7	+0.156
6	16	GBR	ROSEN Adam	2.688	36	15.305	32	27.804	30	37.739	28	118.5 73.6	48.655	28	+0.858
7	17	GBR	STAUDINGER Rupert	2.650	30	15.231	30	27.819	31	37.855	32	118.6 73.7	48.944	31	+1.147
8	27	LAT	APARJODS Kristers	2.620	19	15.090	=9	27.426	4	37.222	2	122.4 76.1	47.934	6	+0.137
9	28	LAT	DARZNIEKS Arturs	2.622	=20	15.155	20	27.597	19	37.496	19	123.6 76.8	48.379	20	+0.582
10	29	LAT	KIVLENIEKS Inars	2.600	10	15.090	=9	27.517	13	37.364	11	124.5 77.4	48.111	12	+0.314
11	14	KAZ	KOPYRENKO Nikita	2.797	40	15.525	40	28.252	37	38.499	37	114.3 71.0	49.869	37	+2.072
12	38	ITA	FISCHNALLER Dominik	2.602	11	15.106	13	27.497	8	37.367	12	122.7 76.2	48.096	11	+0.299
13	39	ITA	FISCHNALLER Kevin	2.626	22	15.118	15	27.505	10	37.280	8	124.5 77.4	47.918	4	+0.121
14	40	ITA	RIEDER Emanuel	2.622	=20	15.145	18	27.605	20	37.456	15	125.0 77.7	48.179	14	+0.382
15	5	AUT	EGGER Reinhard	2.606	13	15.090	=9	27.502	9	37.355	10	122.7 76.2	48.114	13	+0.317
16	6	AUT	GLEIRSCHER David	2.595	=8	15.075	=7	27.438	6	37.259	5	120.0 74.6	47.880	2	+0.083
17	7	AUT	KINDL Wolfgang	2.654	31	15.153	19	27.507	11	37.271	7	123.2 76.5	47.926	5	+0.129
18	1	IND	KESHAVAN Shiva	2.666	32	15.382	36	28.093	35	38.170	35	118.1 73.4	49.218	35	+1.421
19	31	OAR	FEDOROV Stepan	2.592	6	15.105	12	27.548	15	37.386	13	119.4 74.2	48.050	9	+0.253
20	32	OAR	PAVLICHENKO Semen	2.576	3	15.043	=5	27.459	7	37.308	9	121.1 75.2	48.058	10	+0.261
21	33	OAR	REPILOV Roman	2.564	2	15.041	4	27.412	1	37.186	1	122.3 76.0	47.797	1	0.000
22	34	SLO	SIRSE Tilen	2.700	38	15.420	37	28.261	38	38.529	38	118.7 73.7	49.882	38	+2.085
23	24	USA	MAZDZER Chris	2.607	14	15.130	17	27.589	17	37.467	16	119.8 74.4	48.236	17	+0.439
24	25	USA	MORRIS Taylor	2.687	=34	15.210	=27	27.637	21	37.483	17	120.5 74.9	48.200	15	+0.403
25	26	USA	WEST Tucker	2.550	1	15.016	1	27.435	5	37.269	6	120.8 75.1	48.048	8	+0.251
26	15	BUL	ANGELOV Pavel	2.794	39	15.517	39	28.177	36	38.471	36	126.2 78.4	49.804	36	+2.007
27	35	CZE	HYMAN Ondrej	2.649	29	15.277	31	27.855	32	37.827	31	118.5 73.6	48.758	30	+0.961
28	2	TPE	LIEN Te-An	2.693	37	15.442	38	28.446	40	38.873	40	115.1 71.5	50.420	40	+2.623
29	3	POL	KUROWSKI Maciej	2.677	33	15.210	=27	27.655	23	37.520	20	121.0 75.2	48.324	19	+0.527
30	4	POL	SOCHOWICZ Mateusz	2.634	=23	15.196	25	27.668	25	37.494	18	123.0 76.4	48.219	16	+0.422
31	30	AUS	FERLAZZO Alex	2.594	7	15.361	35	28.371	39	38.651	39	125.0 77.7	49.984	39	+2.187
32	10	KOR	LIM Namkyu	2.648	28	15.325	33	28.030	34	38.107	34	122.0 75.8	49.205	34	+1.408
33	22	UKR	DUKACH Anton	2.613	16	15.177	24	27.748	29	37.749	29	118.8 73.8	48.670	29	+0.873
34	23	UKR	MANDZIY Andriy	2.641	26	15.165	22	27.663	24	37.588	24	125.0 77.6	48.409	21	+0.612
35	11	CAN	EDNEY Sam	2.604	12	15.113	14	27.522	14	37.812	30	120.0 74.5	49.176	=32	+1.379
36	12	CAN	MALYK Mitchel	2.634	=23	15.198	26	27.702	27	37.591	25	125.7 78.1	48.458	23	+0.661
37	13	CAN	WATTS Reid	2.643	27	15.221	29	27.746	28	37.639	27	122.4 76.1	48.451	22	+0.654
38	21	GEO	SOGOIANI Giorgi	2.687	=34	15.335	34	27.970	33	38.046	33	117.6 73.1	49.176	=32	+1.379
39	8	ROU	CRETU Valentin	2.618	18	15.129	16	27.646	22	37.576	22	119.4 74.2	48.472	24	+0.675
40	9	ROU	TUREA Andrei	2.614	17	15.158	21	27.674	26	37.627	26	120.1 74.6	48.508	25	+0.711

Legend:

= Equal sign indicates that two or more competitors share the same rank

Int. Intermediate time No. Number Rk Rank



Results - by Start Order


경기결과 - 스타트 순서별 / Résultats - par ordre de départ

Start Order	Bib No.	NOC Code	Name	Start Time	Rk	Int. 1	Rk	Int. 2	Rk	Int. 3	Rk	Speed (km/h) (mph)	Finish Time	Rk	Time Behind	
1	8	ROU	CRETU Valentin	2.650	=24	15.187	17	27.685	16	37.612	15	119.7	74.4	48.513	21	+0.559
2	9	ROU	TUREA Andrei	2.655	27	15.266	30	27.897	31	37.897	30	119.3	74.1	48.916	29	+0.962
3	21	GEO	SOGOIANI Giorgi	2.673	33	15.323	34	27.956	32	38.015	31	117.8	73.2	49.092	32	+1.138
4	11	CAN	EDNEY Sam	2.610	12	15.122	=9	27.559	4	37.430	2	122.5	76.1	48.187	4	+0.233
5	12	CAN	MALYK Mitchel	2.656	28	15.233	27	27.787	28	37.734	25	122.3	76.0	48.580	24	+0.626
6	13	CAN	WATTS Reid	2.644	22	15.228	26	27.773	26	37.685	22	123.3	76.6	48.475	16	+0.521
7	22	UKR	DUKACH Anton	2.616	13	15.203	22	27.799	29	37.810	29	117.6	73.1	48.794	27	+0.840
8	23	UKR	MANDZIY Andriy	2.651	26	15.196	20	27.721	20	37.653	=19	122.5	76.1	48.464	15	+0.510
9	10	KOR	LIM Namkyu	2.662	31	15.308	33	27.970	34	38.025	32	121.4	75.4	49.085	31	+1.131
10	30	AUS	FERLAZZO Alex	2.596	9	15.194	19	27.715	19	37.633	18	119.2	74.0	48.505	18	+0.551
11	3	POL	KUROWSKI Maciej	2.647	23	15.234	28	27.743	23	37.676	21	120.0	74.6	48.567	23	+0.613
12	4	POL	SOCHOWICZ Mateusz	2.657	29	15.214	24	27.726	21	37.620	17	122.9	76.3	48.530	22	+0.576
13	2	TPE	LIEN Te-An	2.716	38	15.487	38	28.522	40	39.258	39	119.6	74.3	51.045	39	+3.091
14	35	CZE	HYMAN Ondrej	2.677	34	15.268	31	27.831	30	37.782	28	122.1	75.9	48.688	25	+0.734
15	15	BUL	ANGELOV Pavel	2.785	39	15.527	40	28.266	39	38.412	37	126.9	78.8	49.576	36	+1.622
16	24	USA	MAZDZER Chris	2.593	6	15.117	8	27.605	=11	37.496	8	123.1	76.5	48.249	5	+0.295
17	25	USA	MORRIS Taylor	2.670	32	15.263	29	27.737	22	37.619	16	124.3	77.2	48.351	10	+0.397
18	26	USA	WEST Tucker	2.560	1	15.069	3	27.605	=11	37.549	12	119.8	74.4	48.439	14	+0.485
19	34	SLO	SIRSE Tilen	2.700	35	15.416	37	28.173	37	38.399	36	120.5	74.9	49.730	38	+1.776
20	31	OAR	FEDOROV Stepan	2.587	4	15.107	7	27.600	8	37.481	6	119.1	74.0	48.266	6	+0.312
21	32	OAR	PAVLICHENKO Semen	2.594	=7	15.079	5	27.506	2	37.706	24	117.5	73.0	48.931	30	+0.977
22	33	OAR	REPILOV Roman	2.565	2	15.065	2	27.492	1	37.301	1	120.5	74.9	47.954	1	0.000
23	1	IND	KESHAVAN Shiva	2.703	36	15.379	36	28.084	36	38.250	35	117.6	73.1	49.500	35	+1.546
24	5	AUT	EGGER Reinhard	2.606	11	15.092	6	27.530	3	37.431	3	122.6	76.2	48.271	7	+0.317
25	6	AUT	GLEIRSCHER David	2.620	16	15.153	14	27.601	9	37.745	27	130.2	80.9	48.853	28	+0.899
26	7	AUT	KINDL Wolfgang	2.629	20	15.181	16	27.628	14	37.461	5	122.2	75.9	48.144	3	+0.190
27	38	ITA	FISCHNALLER Dominik	2.618	=14	15.150	13	27.596	7	37.434	4	119.4	74.2	48.136	2	+0.182
28	39	ITA	FISCHNALLER Kevin	2.638	21	15.193	18	27.702	17	37.568	13	122.8	76.3	48.325	9	+0.371
29	40	ITA	RIEDER Emanuel	2.625	18	15.202	21	27.775	27	37.690	23	124.4	77.3	48.506	=19	+0.552
30	14	KAZ	KOPYRENKO Nikita	2.793	40	15.522	39	28.248	38	38.485	38	115.8	71.9	49.724	37	+1.770
31	27	LAT	APARJODS Kristers	2.628	19	15.161	15	27.603	10	37.494	7	124.8	77.5	48.313	8	+0.359
32	28	LAT	DARZNIEKS Arturs	2.618	=14	15.204	23	27.760	25	45.363	40	122.9	76.3			DNF
33	29	LAT	KIVLENIEKS Inars	2.601	10	15.131	11	27.648	15	37.601	14	119.6	74.3	48.503	17	+0.549
34	16	GBR	ROSEN Adam	2.714	37	15.351	35	27.967	33	38.052	33	117.8	73.2	49.174	33	+1.220
35	17	GBR	STAUDINGER Rupert	2.659	30	15.299	32	28.028	35	38.195	34	120.7	75.0	49.483	34	+1.529
36	18	GER	LANGENHAN Andi	2.579	3	15.051	1	27.562	5	37.518	10	129.3	80.3	48.436	13	+0.482
37	19	GER	LOCH Felix	2.623	17	15.122	=9	27.620	13	37.543	11	122.6	76.2	48.387	12	+0.433
38	20	GER	LUDWIG Johannes	2.591	5	15.070	4	27.583	6	37.506	9	123.6	76.8	48.374	11	+0.420
39	36	SVK	NINIS Jozef	2.650	=24	15.226	25	27.746	24	37.653	=19	121.0	75.2	48.506	=19	+0.552
40	37	SVK	SIMONAK Jakub	2.594	=7	15.138	12	27.706	18	37.739	26	119.0	73.9	48.772	26	+0.818

Legend:

= Equal sign indicates that two or more competitors share the same rank

DNF Did Not Finish **Int.** Intermediate time **No.** Number **Rk** Rank



Results - by Start Order


경기결과 - 스타트 순서별 / Résultats - par ordre de départ

Start Order	Bib No.	NOC Code	Name	Start Time	Rk	Int. 1	Rk	Int. 2	Rk	Int. 3	Rk	Speed (km/h) (mph)	Finish Time	Rk	Time Behind	
1	1	CAN	APSHKRUM Brooke	4.430	9	16.566	8	24.613	8	35.636	9	114.2	70.9	47.477	8	+0.663
				4.445	10	16.592	9	24.627	8	35.547	8	111.0	68.9	47.266	9	+0.601
2	2	CAN	GOUGH Alex	4.361	1	16.405	2	24.361	1	35.198	1	111.3	69.1	46.814	1	0.000
				4.355	1	16.383	1	24.332	1	35.149	1	111.3	69.1	46.665	1	+0.000
3	3	CAN	McRAE Kimberley	4.370	2	16.486	5	24.534	6	35.466	7	112.6	69.9	47.205	6	+0.391
				4.380	3	16.495	7	24.507	7	35.396	6	113.1	70.3	47.072	6	+0.407
4	4	USA	BRITCHER Summer	4.376	=4	16.380	1	24.366	2	35.340	3	109.4	68.0	47.003	2	+0.189
				4.399	7	16.447	2	24.420	2	35.396	6	114.6	71.2	47.094	7	+0.429
5	5	USA	HAMLIN Erin	4.392	6	16.648	11	24.678	11	35.886	13	114.0	70.8	47.854	12	+1.040
				4.375	2	16.450	3	24.433	3	35.384	4	107.7	66.9	47.071	5	+0.406
6	6	USA	SWEENEY Emily	4.376	=4	16.453	3	24.397	3	35.280	2	111.9	69.5	47.235	7	+0.421
				4.392	6	16.479	5	24.453	5	35.383	3	118.4	73.5	47.029	3	+0.364
7	7	CRO	OBRATOV Daria	4.499	14	16.781	14	24.927	15	36.299	15	108.1	67.2	49.044	15	+2.230
				4.482	12	16.795	15	24.982	15	36.321	15	106.8	66.3	48.915	15	+2.250
8	8	CZE	NOSKOVA Tereza	4.445	11	16.600	9	24.663	10	35.768	11	108.5	67.4	47.849	11	+1.035
				4.483	13	16.740	13	24.836	13	35.959	13	108.5	67.4	48.053	13	+1.388
9	9	SVK	SIMONAKOVA Katarina	4.457	12	16.666	13	24.746	13	35.835	12	109.5	68.0	48.270	14	+1.456
				4.454	11	16.701	12	24.797	12	35.927	12	109.1	67.8	48.068	14	+1.403
10	10	ROU	STRAMATURARU Raluca	4.398	7	16.487	6	24.454	4	35.446	6	112.1	69.7	47.141	4	+0.327
				4.387	5	16.482	6	24.463	6	35.297	2	112.4	69.8	46.786	2	+0.121
11	11	KOR	FRISCH Aileen Christina	4.372	3	16.467	4	24.486	5	35.444	5	111.8	69.5	47.166	5	+0.352
				4.382	4	16.453	4	24.447	4	35.388	5	111.7	69.4	47.067	4	+0.402
12	12	KOR	SUNG Eunryung	4.423	8	16.532	7	24.543	7	35.422	4	112.7	70.0	47.125	3	+0.311
				4.421	8	16.578	8	24.627	8	35.619	10	111.9	69.5	47.579	11	+0.914
13	13	ARG	RAVENNA Veronica Maria	4.519	15	16.798	15	24.893	14	36.005	14	111.1	69.0	48.078	13	+1.264
				4.486	14	16.752	14	24.870	14	35.991	14	111.1	69.0	48.027	12	+1.362
14	14	UKR	SHKHUMOVA Olena	4.476	13	16.611	10	24.640	9	35.573	8	112.4	69.8	47.783	10	+0.969
				4.495	15	16.667	11	24.676	10	35.585	9	111.9	69.5	47.206	8	+0.541
15	15	UKR	STETSKIV Olena	4.434	10	16.658	12	24.731	12	35.744	10	110.5	68.7	47.601	9	+0.787
				4.433	9	16.630	10	24.691	11	35.666	11	111.1	69.0	47.458	10	+0.793

Legend:

= Equal sign indicates that two or more competitors share the same rank

Int. Intermediate time **No.** Number **Rk** Rank



Results - by Start Order

경기결과 - 스타트 순서별 / Résultats - par ordre de départ

Start Order	Bib No.	NOC Code	Name	Start Time	Rk	Int. 1	Rk	Int. 2	Rk	Int. 3	Rk	Speed (km/h) (mph)	Finish Time	Rk	Time Behind	
1	16	AUT	EGLE Madeleine	4.404	9	16.530	10	24.497	7	35.311	5	109.5	68.0	46.808	4	+0.294
				4.397	5	16.503	4	24.459	4	35.266	3	108.3	67.3	46.748	2	+0.080
2	17	AUT	PLATZER Birgit	4.394	6	16.454	4	24.404	4			95.1	59.0			DNF
				4.415	9	16.636	15	24.673	14	35.654	13	110.7	68.8	47.910	14	+1.242
3	18	AUT	PROCK Hannah	4.461	15	16.557	11	24.555	11	35.374	7	114.1	70.9	46.915	6	+0.401
				4.445	14	16.602	12	24.619	10	35.449	5	114.2	70.9	47.027	4	+0.359
4	19	GER	EITBERGER Dajana	4.393	5	16.510	5	24.466	6	35.277	3	117.7	73.1	46.783	3	+0.269
				4.412	7	16.546	6	24.493	5	35.631	11	111.3	69.1	47.648	12	+0.980
5	20	GER	GEISENBERGER Natalie	4.324	1	16.339	1	24.257	1	35.025	1	114.4	71.1	46.514	1	0.000
				4.344	2	16.395	1	24.337	1	35.139	1	114.8	71.3	46.668	1	+0.000
6	21	GER	HUEFNER Tatjana	4.343	2	16.414	3	24.396	3	35.314	6	113.0	70.2	47.007	7	+0.493
				4.333	1	16.412	2	24.412	3	35.358	4	113.0	70.2	47.091	5	+0.423
7	22	SUI	KOCHER Martina	4.354	3	16.383	2	24.344	2	35.202	2	113.5	70.5	46.776	2	+0.262
				4.385	3	16.416	3	24.371	2	35.238	2	113.0	70.2	46.785	3	+0.117
8	23	OAR	BATURINA Ekaterina	4.375	4	16.523	8	24.608	13	35.627	14	106.0	65.9	47.438	14	+0.924
				4.401	6	16.610	13	24.681	15	35.608	10	106.7	66.3	47.296	9	+0.628
9	24	LAT	APARJODE Kendija	4.443	13	16.579	13	24.570	12	35.442	10	110.9	68.9	47.143	10	+0.629
				4.427	12	16.583	9	24.584	7	35.485	6	111.1	69.0	47.203	8	+0.535
10	25	LAT	CAUCE Eliza	4.399	8	16.528	9	24.526	8	35.430	9	110.7	68.8	47.138	9	+0.624
				4.391	4	16.588	10	24.637	12	35.593	9	110.2	68.4	47.394	10	+0.726
11	26	LAT	ZIRNE Ulla	4.449	14	16.573	12	24.547	9	35.426	8	108.2	67.2	47.060	8	+0.546
				4.446	15	16.627	14	24.614	9	35.522	8	111.2	69.1	47.164	7	+0.496
12	27	POL	KULS-KUSYK Ewa	4.398	7	16.521	7	24.550	10	35.551	11	111.5	69.2	47.425	13	+0.911
				4.422	11	16.596	11	24.644	13	35.638	12	111.5	69.3	47.432	11	+0.764
13	28	POL	WOJTUSCISZYN Natalia	4.438	12	16.514	6	24.456	5	35.290	4	112.8	70.1	46.833	5	+0.319
				4.430	13	16.536	5	24.501	6	39.963	15	110.1	68.4			DNF
14	29	ITA	ROBATSCHER Sandra	4.434	10	16.612	14	24.638	14	35.590	12	112.5	69.9	47.267	11	+0.753
				4.413	8	16.568	7	24.602	8	35.800	14	114.4	71.1	47.789	13	+1.121
15	30	ITA	VOETTER Andrea	4.436	11	16.625	15	24.672	15	35.601	13	111.0	68.9	47.270	12	+0.756
				4.416	10	16.582	8	24.626	11	35.508	7	112.7	70.0	47.128	6	+0.460


Legend:

DNF Did Not Finish

Int. Intermediate time

No. Number

Rk Rank



Results - by Start Order

경기결과 - 스타트 순서별 / Résultats - par ordre de départ

Start Order	Bib No.	NOC Code	Name	Start Time	Rk	Int. 1	Rk	Int. 2	Rk	Int. 3	Rk	Speed (km/h) (mph)	Finish Time	Rk	Time Behind	
1	29	ITA	ROBATSCHER Sandra	4.420	11	16.550	9	24.593	9	35.498	6	113.0	70.2	47.315	13	+0.665
				4.391	6	16.563	7	24.612	6	35.539	4	111.6	69.3	47.173	4	+0.571
2	30	ITA	VOETTER Andrea	4.407	9	16.568	11	24.618	12	35.535	10	111.5	69.3	47.164	5	+0.514
				4.425	10	16.622	10	24.696	12	35.633	11	111.3	69.1	47.269	6	+0.667
3	27	POL	KULS-KUSYK Ewa	4.386	=5	16.543	8	24.606	10	35.809	15	114.9	71.4	48.286	15	+1.636
				4.402	7	16.582	9	24.667	9	35.668	13	111.4	69.2	47.439	12	+0.837
4	28	POL	WOJTUSCISZYN Natalia	4.429	12	16.558	10	24.570	6	35.523	9	111.5	69.3	47.222	10	+0.572
				4.439	13	16.552	5	24.582	5	35.565	6	110.9	68.9	47.370	9	+0.768
5	24	LAT	APARJODE Kendija	4.433	13	16.591	12	24.609	11	35.503	7	112.5	69.9	47.108	4	+0.458
				4.431	11	16.649	14	24.697	13	35.630	10	112.6	69.9	47.457	13	+0.855
6	25	LAT	CAUCE Eliza	4.386	=5	16.527	6	24.585	8	35.522	8	112.6	69.9	47.259	12	+0.609
				4.377	4	16.555	6	24.620	7	35.741	14	106.8	66.4	47.701	14	+1.099
7	26	LAT	ZIRNE Ulla	4.443	14	16.681	15	24.731	15	35.644	13	111.9	69.5	47.241	11	+0.591
				4.445	14	16.630	11	24.672	10	35.583	7	111.7	69.4	47.192	5	+0.590
8	23	OAR	BATURINA Ekaterina	4.387	7	16.534	7	24.580	7	35.738	14	111.3	69.1	47.708	14	+1.058
				4.390	5	16.569	8	24.646	8	35.648	12	105.9	65.8	47.391	11	+0.789
9	22	SUI	KOCHER Martina	4.379	4	16.446	4	24.452	4	35.445	4	111.1	69.0	47.170	7	+0.520
				4.376	3	16.456	3	24.468	3	35.408	3	112.6	70.0	47.049	3	+0.447
10	19	GER	EITBERGER Dajana	4.347	3	16.415	3	24.382	2	35.256	2	117.4	72.9	46.793	2	+0.143
				4.415	9	16.517	4	24.516	4	35.564	5	111.1	69.0	47.373	10	+0.771
11	20	GER	GEISENBERGER Natalie	4.326	2	16.404	2	24.398	3	35.297	3	113.7	70.6	46.936	3	+0.286
				4.364	2	16.447	2	24.448	2	35.358	2	113.9	70.8	47.041	2	+0.439
12	21	GER	HUEFNER Tatjana	4.315	1	16.343	1	24.325	1	35.154	1	113.5	70.5	46.650	1	0.000
				4.335	1	16.367	1	24.332	1	35.144	1	113.7	70.6	46.602	1	+0.000
13	16	AUT	EGLE Madeleine	4.416	10	16.594	13	24.629	13	35.550	11	107.2	66.6	47.175	8	+0.525
				4.437	12	16.633	12	24.680	11	35.623	8	107.6	66.8	47.279	7	+0.677
14	17	AUT	PLATZER Birgit	4.405	8	16.521	5	24.543	5	35.457	5	111.3	69.2	47.167	6	+0.517
				4.414	8	16.752	15	24.887	15	36.244	15	112.4	69.8	48.387	15	+1.785
15	18	AUT	PROCK Hannah	4.454	15	16.625	14	24.674	14	35.560	12	111.2	69.1	47.218	9	+0.568
				4.455	15	16.644	13	24.710	14	35.627	9	111.8	69.5	47.337	8	+0.735

Legend:

= Equal sign indicates that two or more competitors share the same rank

DNF Did Not Finish **Int.** Intermediate time **No.** Number **Rk** Rank



Results - by Start Order


경기결과 - 스타트 순서별 / Résultats - par ordre de départ

Start Order	Bib No.	NOC Code	Name	Start Time	Rk	Int. 1	Rk	Int. 2	Rk	Int. 3	Rk	Speed (km/h) (mph)	Finish Time	Rk	Time Behind	
1	14	UKR	SHKHUMOVA Olena	4.486	15	16.684	12	24.739	10	35.744	9	111.5	69.3	47.474	8	+0.595
				4.484	13	21.276	15	31.167	15	43.986	15	93.7	58.2	57.355	15	+10.777
2	15	UKR	STETSKIV Olena	4.427	9	16.666	=10	24.968	15	36.386	15	106.4	66.1	49.628	15	+2.749
				4.437	9	16.668	10	24.937	13	36.321	14	107.0	66.5	48.649	13	+2.071
3	13	ARG	RAVENNA Veronica Maria	4.478	13	16.725	14	24.850	13	36.037	13	110.3	68.5	48.203	13	+1.324
				4.471	12	16.714	12	24.808	10	35.855	10	109.4	68.0	48.021	11	+1.443
4	11	KOR	FRISCH Aileen Christina	4.323	1	16.404	1	24.383	1	35.257	1	112.5	69.9	46.879	1	0.000
				4.340	1	16.417	1	24.410	1	35.289	2	111.5	69.2	46.867	2	+0.289
5	12	KOR	SUNG Eunryung	4.395	7	16.569	8	24.644	8	35.606	5	111.7	69.4	47.373	5	+0.494
				4.416	7	16.603	8	24.704	8	35.660	6	111.8	69.5	47.425	5	+0.847
6	10	ROU	STRAMATURARU Raluca	4.396	8	16.519	=5	24.514	3	35.403	2	111.3	69.1	46.990	2	+0.111
				4.389	3	16.464	2	24.438	2	35.212	1	112.7	70.0	46.578	1	+0.000
7	9	SVK	SIMONAKOVA Katarina	4.463	12	16.712	13	24.812	12	35.855	11	110.8	68.8	47.794	10	+0.915
				4.501	15	16.753	13	24.832	11	35.901	11	110.9	68.9	47.784	9	+1.206
8	8	CZE	NOSKOVA Tereza	4.448	11	16.666	=10	24.792	11	35.948	12	107.7	66.9	48.031	11	+1.152
				4.453	11	16.712	11	24.838	12	35.988	12	110.1	68.4	48.076	12	+1.498
9	7	CRO	OBRATOV Daria	4.482	14	16.767	15	24.946	14	36.212	14	108.4	67.3	48.496	14	+1.617
				4.489	14	16.799	14	24.977	14	36.297	13	107.4	66.7	48.671	14	+2.093
10	4	USA	BRITCHER Summer	4.374	=4	16.486	3	24.520	4	35.852	10	110.4	68.6	48.085	12	+1.206
				4.397	4	16.515	4	24.558	4	35.771	9	113.3	70.4	47.804	10	+1.226
11	5	USA	HAMLIN Erin	4.394	6	16.519	=5	24.557	5	35.644	8	114.5	71.2	47.534	9	+0.655
				4.426	8	16.581	7	24.583	5	35.608	5	112.3	69.8	47.426	6	+0.848
12	6	USA	SWEENEY Emily	4.374	=4	16.524	7	24.563	7	35.628	7	112.8	70.1	47.465	7	+0.586
				4.403	6	16.578	6	24.613	7	35.712	7	113.1	70.3	47.532	8	+0.954
13	1	CAN	APSHKRUM Brooke	4.435	10	16.599	9	24.650	9	35.622	6	110.0	68.3	47.414	6	+0.535
				4.441	10	16.652	9	24.720	9	35.742	8	105.8	65.7	47.503	7	+0.925
14	2	CAN	GOUGH Alex	4.371	3	16.470	2	24.488	2	35.442	3	109.7	68.2	47.163	3	+0.284
				4.379	2	16.492	3	24.520	3	35.445	3	110.2	68.4	47.095	3	+0.517
15	3	CAN	McRAE Kimberley	4.370	2	16.503	4	24.559	6	35.508	4	111.3	69.2	47.212	4	+0.333
				4.400	5	16.548	5	24.602	6	35.554	4	112.1	69.7	47.257	4	+0.679

Legend:

= Equal sign indicates that two or more competitors share the same rank

Int. Intermediate time **No.** Number **Rk** Rank



Results - by Start Order

경기결과 - 스타트 순서별 / Résultats - par ordre de départ

REVISED
 11 FEB 09:42

Start Order	Bib No.	NOC Code	Name	Start Time	Rk	Int. 1	Rk	Int. 2	Rk	Int. 3	Rk	Speed (km/h) (mph)	Finish Time	Rk	Time Behind
1	13	ARG	RAVENNA Veronica Maria	4.463	28	16.654	29	24.658	27	35.642	23	113.4 70.4	47.387	22	+1.085
2	8	CZE	NOSKOVA Tereza	4.450	27	16.638	28	24.679	28	35.734	25	109.3 67.9	47.657	24	+1.355
3	24	LAT	APARJODE Kendija	4.428	21	16.611	24	24.594	22	35.544	21	114.5 71.2	47.159	21	+0.857
4	25	LAT	CAUCE Eliza	4.393	15	16.538	17	24.513	16	35.458	19	107.2 66.6	47.095	20	+0.793
5	26	LAT	ZIRNE Ulla	4.423	20	16.563	=20	24.520	18	35.387	16	112.6 69.9	46.908	14	+0.606
6	19	GER	EITBERGER Dajana	4.367	8	16.441	6	24.361	6	35.211	=5	114.4 71.1	46.759	6	+0.457
7	20	GER	GEISENBERGER Natalie	4.336	3	16.358	2	24.273	3	34.988	2	115.6 71.8	46.351	2	+0.049
8	21	GER	HUEFNER Tatjana	4.334	2	16.325	1	24.239	1	34.951	1	113.5 70.5	46.302	1	0.000
9	9	SVK	SIMONAKOVA Katarina	4.435	22	16.614	25	24.620	25	35.698	24	116.9 72.6	47.686	25	+1.384
10	29	ITA	ROBATSCHER Sandra	4.407	17	16.549	18	24.535	20	35.324	12	112.5 69.9	46.742	5	+0.440
11	30	ITA	VOETTER Andrea	4.418	=18	16.563	=20	24.557	21	35.374	14	112.5 69.9	46.876	13	+0.574
12	7	CRO	OBRATOV Daria	4.485	30	16.746	30	24.904	30	36.412	28	108.9 67.6	48.985	27	+2.683
13	27	POL	KULS-KUSYK Ewa	4.394	16	16.509	15	24.501	14	35.378	15	112.3 69.8	46.986	16	+0.684
14	28	POL	WOJTUSCISZYN Natalia	4.439	=23	16.603	23	24.595	23	35.420	18	112.7 70.0	46.924	15	+0.622
15	16	AUT	EGLE Madeleine	4.392	14	16.484	10	24.440	8	35.951	26		48.537	26	+2.235
16	17	AUT	PLATZER Birgit	4.418	=18	16.508	14	24.462	12	35.298	10	108.0 67.1	46.863	12	+0.561
17	18	AUT	PROCK Hannah	4.442	25	16.553	19	24.514	17	35.265	7	114.7 71.2	46.624	4	+0.322
18	10	ROU	STRAMATURARU Raluca	4.390	=11	16.487	11	24.441	9	35.325	13	118.2 73.4	46.845	11	+0.543
19	23	OAR	BATURINA Ekaterina	4.366	=6	16.450	7	24.415	7	35.292	9	107.6 66.8	46.988	17	+0.686
20	4	USA	BRITCHER Summer	4.363	5	16.373	4	24.265	2	35.183	4	111.5 69.2	46.763	=7	+0.461
21	5	USA	HAMLIN Erin	4.390	=11	16.499	13	24.512	15	35.604	22		47.470	23	+1.168
22	6	USA	SWEENEY Emily	4.390	=11	16.495	12	24.467	13	43.414	30	108.9 67.7			DNF
23	11	KOR	FRISCH Aileen Christina	4.326	1	16.374	5	24.318	5	35.211	=5	112.6 70.0	46.840	10	+0.538
24	12	KOR	SUNG Eunryung	4.389	10	16.530	16	24.534	19	35.393	17	114.0 70.8	47.093	19	+0.791
25	1	CAN	APSHKRUM Brooke	4.446	26	16.601	22	24.603	24	35.483	20	111.6 69.3	47.061	18	+0.759
26	2	CAN	GOUGH Alex	4.349	4	16.365	3	24.274	4	35.010	3	111.8 69.5	46.359	3	+0.057
27	3	CAN	McRAE Kimberley	4.375	9	16.481	9	24.461	11	35.281	8	113.5 70.5	46.763	=7	+0.461
28	22	SUI	KOCHER Martina	4.366	=6	16.454	8	24.452	10	35.301	11	114.1 70.9	46.817	9	+0.515
29	14	UKR	SHKHUMOVA Olena	4.471	29	16.616	26	24.621	26	36.213	27	112.5 69.9	50.596	29	+4.294
30	15	UKR	STETSKIV Olena	4.439	=23	16.631	27	24.753	29	36.526	29	106.7 66.3	49.278	28	+2.976

Legend:

= Equal sign indicates that two or more competitors share the same rank


DNF Did Not Finish

Int. Intermediate time

No. Number

Rk Rank

Intermediate times updated for HAMLIN Erin (USA).



Results - by Start Order


경기결과 - 스타트 순서별 / Résultats - par ordre de départ

Start Order	Bib No.	NOC Code	Name	Start Time	Rk	Int. 1	Rk	Int. 2	Rk	Int. 3	Rk	Speed (km/h) (mph)	Finish Time	Rk	Time Behind	
1	14	UKR	SHKHUMOVA Olena	4.490	29	16.679	27	24.700	25	35.825	27	110.7	68.8	47.629	24	+1.262
2	15	UKR	STETSKIV Olena	4.437	21	16.663	24	24.820	29	36.249	28	111.6	69.3	48.977	29	+2.610
3	22	SUI	KOCHER Martina	4.410	17	16.463	7	24.411	6	35.224	7	114.2	70.9	46.759	=8	+0.392
4	1	CAN	APSHKRUM Brooke	4.433	20	16.586	20	24.585	18	35.457	=16	113.4	70.4	47.034	18	+0.667
5	2	CAN	GOUGH Alex	4.349	3	16.391	4	24.327	3	35.116	3	111.2	69.1	46.589	4	+0.222
6	3	CAN	McRAE Kimberley	4.378	5	16.509	10	24.500	10	35.271	9	114.5	71.1	46.612	6	+0.245
7	11	KOR	FRISCH Aileen Christina	4.380	6	16.459	5	24.415	7	35.300	10	111.4	69.2	46.874	12	+0.507
8	12	KOR	SUNG Eunryung	4.408	16	16.559	17	24.606	22	35.536	21	111.3	69.1	47.194	21	+0.827
9	4	USA	BRITCHER Summer	4.365	4	16.384	2	24.290	1	35.033	1	115.0	71.5	46.367	1	0.000
10	5	USA	HAMLIN Erin	4.400	14	16.481	9	24.445	9	35.265	8	112.4	69.8	46.759	=8	+0.392
11	6	USA	SWEENEY Emily	4.394	11	16.562	18	24.570	16	35.457	=16	111.3	69.1	47.008	17	+0.641
12	23	OAR	BATURINA Ekaterina	4.397	13	16.555	16	24.603	21	35.495	19	112.0	69.6	47.113	19	+0.746
13	10	ROU	STRAMATURARU Raluca	4.396	12	16.474	8	24.431	8	35.208	6	112.4	69.8	46.595	5	+0.228
14	16	AUT	EGLE Madeleine	4.393	10	16.539	14	24.518	12	35.349	11	108.7	67.5	46.845	11	+0.478
15	17	AUT	PLATZER Birgit	4.418	19	16.569	19	24.537	14	35.363	12	112.9	70.1	46.843	10	+0.476
16	18	AUT	PROCK Hannah	4.466	28	16.669	25	24.661	23	35.462	18	114.3	71.0	46.950	14	+0.583
17	27	POL	KULS-KUSYK Ewa	4.401	15	16.533	12	24.578	17	35.533	20	111.6	69.3	47.236	22	+0.869
18	28	POL	WOJTUSCISZYN Natalia	4.458	24	16.637	23	24.670	24	35.584	22	111.1	69.0	47.189	20	+0.822
19	7	CRO	OBRATOV Daria	4.508	30	16.825	30	24.978	30	36.632	30	107.0	66.5	49.488	30	+3.121
20	29	ITA	ROBATSCHER Sandra	4.390	9	16.513	11	24.507	11	35.803	25	115.3	71.6	48.002	26	+1.635
21	30	ITA	VOETTER Andrea	4.383	8	16.538	13	24.531	13	35.394	13	112.6	69.9	46.907	13	+0.540
22	9	SVK	SIMONAKOVA Katarina	4.459	25	16.705	29	24.779	28	35.818	26	110.7	68.8	47.715	25	+1.348
23	19	GER	EITBERGER Dajana	4.381	7	16.461	6	24.403	5	35.160	5	117.7	73.1	46.517	3	+0.150
24	20	GER	GEISENBERGER Natalie	4.330	1	16.352	1	24.291	2	35.069	2	114.9	71.4	46.481	2	+0.114
25	21	GER	HUEFNER Tatjana	4.336	2	16.389	3	24.347	4	35.159	4	113.7	70.6	46.658	7	+0.291
26	24	LAT	APARJODE Kendija	4.451	23	16.601	22	24.596	19	35.743	24	113.0	70.2	48.235	27	+1.868
27	25	LAT	CAUCE Eliza	4.414	18	16.554	15	24.555	15	35.418	14	113.0	70.2	46.963	16	+0.596
28	26	LAT	ZIRNE Ulla	4.448	22	16.597	21	24.599	20	35.441	15	111.9	69.5	46.958	15	+0.591
29	8	CZE	NOSKOVA Tereza	4.464	27	16.677	26	24.763	27	36.319	29	107.6	66.8	48.850	28	+2.483
30	13	ARG	RAVENNA Veronica Maria	4.462	26	16.685	28	24.730	26	35.686	23	110.1	68.4	47.482	23	+1.115

Legend:

= Equal sign indicates that two or more competitors share the same rank

Int. Intermediate time **No.** Number **Rk** Rank



Results - by Start Order


경기결과 - 스타트 순서별 / Résultats - par ordre de départ

Start Order	Bib No.	NOC Code	Name	Start Time	Rk	Int. 1	Rk	Int. 2	Rk	Int. 3	Rk	Speed (km/h) (mph)	Finish Time	Rk	Time Behind
1	1	GER	EGGERT Toni	4.234	3	16.189	4	24.115	4	34.903	3	100.7 62.6	46.346	3	+0.079
			BENECKEN Sascha	4.248	4	16.231	3	24.174	6	34.985	4	112.3 69.8	46.421	1	+0.000
2	2	GER	WENDL Tobias	4.228	2	16.161	1	24.070	2	34.861	2	110.1 68.4	46.306	2	+0.039
			ARLT Tobias	4.225	1	16.211	2	24.156	3	35.112	6	114.5 71.2	46.757	6	+0.336
3	3	USA	KREWSON Justin	4.259	9	16.269	11	24.218	10	35.237	13	114.2 70.9	46.994	12	+0.727
			SHERK Andrew	4.262	7	16.299	9	24.243	8	35.160	8	111.1 69.0	46.806	8	+0.385
4	4	USA	MORTENSEN Matthew	4.330	16	16.357	17	24.289	13	35.054	8	104.7 65.0	46.406	4	+0.139
			TERDIMAN Jayson	4.366	19	16.407	16	24.338	13	35.145	7	104.7 65.0	46.583	4	+0.162
5	5	ITA	NAGLER Ivan	4.251	=7	16.244	8	24.182	8	35.003	6	113.3 70.4	46.516	7	+0.249
			MALLEIER Fabian	4.241	2	16.291	7	24.267	9	35.161	9	112.5 69.9	46.719	5	+0.298
6	6	ITA	RIEDER Ludwig	4.266	13	16.308	13	24.302	14	35.222	12	111.3 69.2	46.943	11	+0.676
			RASTNER Patrick	4.280	13	16.349	14	24.346	14	35.398	14	112.8 70.1	47.191	12	+0.770
7	7	LAT	GUDRAMOVICS Oskars	4.300	15	16.233	7	24.145	7	35.245	14	112.8 70.1	47.231	14	+0.964
			KALNINS Peteris	4.296	14	16.296	8	24.233	7	35.295	10	112.4 69.8	47.383	15	+0.962
8	8	LAT	SICS Andris	4.262	11	16.181	3	24.065	1	35.018	7	111.9 69.5	46.776	9	+0.509
			SICS Juris	4.266	9	16.268	6	24.148	2	35.102	5	113.2 70.3	46.787	7	+0.366
9	9	POL	CHMIELEWSKI Wojciech	4.226	1	16.250	10	24.242	11	35.317	15	112.5 69.9	47.240	15	+0.973
			KOWALEWSKI Jakub	4.243	3	16.302	10	24.322	12	35.295	10	101.9 63.3	47.188	11	+0.767
10	10	SVK	SOLCANSKY Marek	4.261	10	16.292	12	24.318	16	35.827	17	111.1 69.0	48.449	19	+2.182
			STUHLAK Karol	4.278	11	16.322	12	24.361	15	35.410	15	110.0 68.3	47.336	14	+0.915
11	11	KOR	PARK Jinyong	4.342	17	16.346	15	24.270	12	35.167	9	105.4 65.5	46.703	8	+0.436
			CHO Jung Myung	4.342	16	16.356	15	24.301	11	35.519	17	111.1 69.0	47.570	17	+1.149
12	12	AUT	PENZ Peter	4.251	=7	16.176	2	24.072	3	34.817	1	113.8 70.7	46.267	1	0.000
			FISCHLER Georg	4.251	5	16.196	1	24.103	1	34.855	1	112.7 70.0			DNF
13	13	AUT	STEU Thomas	4.239	4	16.212	6	24.128	6	34.962	5	106.5 66.2	46.502	=5	+0.235
			KOLLER Lorenz	4.253	6	16.242	5	24.168	5	34.943	2	103.9 64.6	46.421	1	+0.000
14	14	CAN	WALKER Tristan	4.240	5	16.193	5	24.120	5	34.952	4	112.1 69.7	46.502	=5	+0.235
			SNITH Justin	4.262	7	16.231	3	24.166	4	34.963	3	111.7 69.4	46.465	3	+0.044
15	15	ROU	ATODIRESEI Cosmin	4.372	19	16.468	19	24.488	18	35.854	18	109.9 68.3	48.091	17	+1.824
			MUSEI Stefan	4.357	17	16.453	18	24.464	18	35.821	19	111.9 69.5	48.063	19	+1.642
16	16	OAR	BOGDANOV Andrei	4.264	12	16.352	16	24.428	17	35.598	16	110.7 68.7	47.577	16	+1.310
			MEDVEDEV Andrei	4.266	9	16.325	13	24.369	16	35.351	12	110.3 68.5	47.120	10	+0.699
17	17	OAR	DENISEV Aleksandr	4.249	6	16.249	9	24.194	9	35.212	10	113.0 70.2	47.055	13	+0.788
			ANTONOV Vladislav	4.279	12	16.317	11	24.295	10	35.370	13	110.3 68.5	47.213	13	+0.792
18	18	UKR	OBOLONCHYK Oleksandr	4.399	20	16.546	20	24.587	20	36.385	20	101.7 63.2	49.104	20	+2.837
			ZAKHARKIV Roman	4.408	20	16.564	20	24.630	20	35.896	20	109.6 68.1	48.051	18	+1.630
19	19	CZE	BROZ Lukas	4.292	14	16.337	14	24.306	15	35.214	11	110.4 68.6	46.919	10	+0.652
			BROZ Antonin	4.324	15	16.434	17	24.451	17	35.415	16	110.5 68.7	47.112	9	+0.691
20	20	CZE	KVICALA Matej	4.350	18	16.460	18	24.561	19	35.924	19	109.1 67.8	48.128	18	+1.861
			KUDERA Jaromir	4.361	18	16.494	19	24.576	19	35.671	18	110.0 68.3	47.561	16	+1.140

Legend:

= Equal sign indicates that two or more competitors share the same rank

Int. Intermediate time **No.** Number **Rk** Rank



Results - by Start Order

경기결과 - 스타트 순서별 / Résultats - par ordre de départ

Start Order	Bib No.	NOC Code	Name	Start Time	Rk	Int. 1	Rk	Int. 2	Rk	Int. 3	Rk	Speed (km/h) (mph)	Finish Time	Rk	Time Behind
1	19	CZE	BROZ Lukas	4.282	13	16.328	=16	24.278	16	35.132	14	101.8 63.3	46.708	13	+0.663
			BROZ Antonin	4.303	15	16.397	17	24.385	17	35.277	12	113.5 70.5	46.883	9	+0.663
2	20	CZE	KVICALA Matej	4.371	20	16.496	19	24.516	19	35.638	18	108.0 67.1	47.538	18	+1.493
			KUDERA Jaromir	4.382	20	16.546	20	24.591	20	35.604	19	111.1 69.0	47.380	15	+1.160
3	18	UKR	OBOLONCHYK Oleksandr	4.321	17	16.378	18	24.436	18	35.687	20	110.3 68.5	47.829	19	+1.784
			ZAKHARKIV Roman	4.357	18	16.475	19	24.487	18	35.494	16	102.4 63.6	47.416	18	+1.196
4	16	OAR	BOGDANOV Andrei	4.250	7	16.270	12	24.226	13	35.071	11	108.7 67.5	46.639	10	+0.594
			MEDVEDEV Andrei	4.235	3	16.221	3	24.173	4	35.048	6	103.6 64.3	46.763	6	+0.543
5	17	OAR	DENISEV Aleksandr	4.280	12	16.248	9	24.174	10	34.959	5	104.0 64.6	46.442	6	+0.397
			ANTONOV Vladislav	4.269	10	16.284	10	24.231	9	35.115	7	103.2 64.1	46.779	7	+0.559
6	15	ROU	ATODIRESEI Cosmin	4.348	19	16.578	20	24.630	20	35.672	19	111.0 68.9	47.932	20	+1.887
			MUSEI Stefan	4.360	19	16.460	18	24.501	19	35.527	17	104.5 64.9	47.407	17	+1.187
7	14	CAN	WALKER Tristan	4.215	2	16.174	2	24.095	2	35.170	15	112.1 69.7	46.986	16	+0.941
			SNITH Justin	4.234	2	16.199	2	24.130	2	35.169	9	113.0 70.2	46.980	11	+0.760
8	12	AUT	PENZ Peter	4.253	8	16.217	8	24.099	3	34.816	2	112.8 70.1	46.174	2	+0.129
			FISCHLER Georg	4.267	8	16.282	9	24.210	6	34.961	3	112.4 69.8	46.473	5	+0.253
9	13	AUT	STEU Thomas	4.235	4	16.204	3	24.110	4	34.869	3	105.5 65.6	46.266	3	+0.221
			KOLLER Lorenz	4.263	7	16.256	5	24.183	5	34.975	5	103.8 64.5	46.404	3	+0.184
10	11	KOR	PARK Jinyong	4.311	16	16.290	14	24.255	14	35.456	17	113.7 70.6	47.485	17	+1.440
			CHO Jung Myung	4.332	17	16.353	16	24.304	15	35.155	8	107.3 66.6	46.788	8	+0.568
11	10	SVK	SOLCANSKY Marek	4.289	15	16.287	13	24.271	15	35.200	16	111.0 68.9	46.911	15	+0.866
			STUHLAK Karol	4.293	13	16.281	8	24.268	13	35.410	14	103.9 64.5	47.395	16	+1.175
12	9	POL	CHMIELEWSKI Wojciech	4.268	11	16.268	11	24.217	=11	35.090	12	103.6 64.3	46.785	14	+0.740
			KOWALEWSKI Jakub	4.280	11	16.331	13	24.300	14	35.658	20	108.3 67.3	47.973	20	+1.753
13	7	LAT	GUDRAMOVICS Oskars	4.262	10	16.216	7	24.123	=5	34.964	6	104.4 64.8	46.606	9	+0.561
			KALNINS Peteris	4.296	14	16.347	15	24.320	16	35.453	15	111.1 69.0	47.320	14	+1.100
14	8	LAT	SICS Andris	4.283	14	16.262	10	24.135	7	34.970	8	112.8 70.1	46.516	8	+0.471
			SICS Juris	4.284	12	16.286	11	24.211	7	35.273	11	113.0 70.2	47.168	13	+0.948
15	5	ITA	NAGLER Ivan	4.237	5	16.214	6	24.156	8	34.986	9	113.1 70.3	46.485	7	+0.440
			MALLEIER Fabian	4.268	9	16.271	6	24.263	11	35.582	18	112.4 69.8	47.768	19	+1.548
16	6	ITA	RIEDER Ludwig	4.239	6	16.207	5	24.165	9	35.040	10	103.9 64.6	46.668	11	+0.623
			RASTNER Patrick	4.262	6	16.292	12	24.266	12	35.324	13	110.7 68.7	47.094	12	+0.874
17	3	USA	KREWSON Justin	4.260	9	16.323	15	24.283	17	35.123	13	112.1 69.7	46.678	12	+0.633
			SHERK Andrew	4.244	4	16.273	7	24.214	8	35.183	10	113.3 70.4	46.976	10	+0.756
18	4	USA	MORTENSEN Matthew	4.344	18	16.328	=16	24.217	=11	34.966	7	104.9 65.1	46.296	4	+0.251
			TERDIMAN Jayson	4.320	16	16.332	14	24.245	10	34.970	4	113.8 70.7	46.319	2	+0.099
19	1	GER	EGGERT Toni	4.225	3	16.169	1	24.062	1	34.755	1	102.2 63.5	46.045	1	0.000
			BENECKEN Sascha	4.246	5	16.245	4	24.167	3	34.900	2	100.6 62.5	46.220	1	+0.000
20	2	GER	WENDL Tobias	4.212	1	16.206	4	24.123	=5	34.879	4	103.4 64.3	46.314	5	+0.269
			ARLT Tobias	4.205	1	16.150	1	24.050	1	34.869	1	110.1 68.4	46.409	4	+0.189

Legend:

= Equal sign indicates that two or more competitors share the same rank

DNF Did Not Finish **Int.** Intermediate time **No.** Number **Rk** Rank

Results - by Start Order


경기결과 - 스타트 순서별 / Résultats - par ordre de départ

Start Order	Bib No.	NOC Code	Name	Start Time	Rk	Int. 1	Rk	Int. 2	Rk	Int. 3	Rk	Speed (km/h) (mph)	Finish Time	Rk	Time Behind
1	3	USA	KREWSON Justin SHERK Andrew	4.289	16	16.417	19	24.366	17	35.192	16	111.1 69.0	46.686	14	+0.800
2	4	USA	MORTENSEN Matthew TERDIMAN Jayson	4.277	15	16.272	15	24.165	9	44.601	20	113.7 70.6			DNF
3	9	POL	CHMIELEWSKI Wojciech KOWALEWSKI Jakub	4.272	14	16.270	14	24.207	13	35.044	11	115.4 71.7	46.647	13	+0.761
4	7	LAT	GUDRAMOVICS Oskars KALNINS Peteris	4.260	11	16.195	7	24.102	8	35.175	14	112.8 70.1	47.235	16	+1.349
5	8	LAT	SICS Andris SICS Juris	4.257	9	16.177	6	24.041	4	34.823	5	113.8 70.7	46.624	12	+0.738
6	16	OAR	BOGDANOV Andrei MEDVEDEV Andrei	4.247	7	16.258	11	24.218	14	35.073	12	114.4 71.1	46.614	11	+0.728
7	17	OAR	DENISEV Aleksandr ANTONOV Vladislav	4.258	10	16.220	9	24.188	10	35.033	10	112.4 69.8	46.546	8	+0.660
8	18	UKR	OBOLONCHYK Oleksandr ZAKHARKIV Roman	4.338	18	16.411	18	24.420	19	35.576	19	111.6 69.3	47.541	18	+1.655
9	14	CAN	WALKER Tristan SNITH Justin	4.223	=2	16.162	4	24.071	6	34.847	6	112.1 69.6	46.295	5	+0.409
10	10	SVK	SOLCANSKY Marek STUCHLAK Karol	4.266	12	16.268	=12	24.254	16	35.186	15	104.8 65.1	46.989	15	+1.103
11	1	GER	EGGERT Toni BENECKEN Sascha	4.229	4	16.148	3	24.028	3	34.669	3	112.6 69.9	45.886	1	0.000
12	2	GER	WENDL Tobias ARLT Tobias	4.207	1	16.107	1	23.964	1	34.659	2	103.6 64.3	45.942	3	+0.056
13	11	KOR	PARK Jinyong CHO Jung Myung	4.301	17	16.268	=12	24.193	12	35.005	8	107.3 66.7	46.519	7	+0.633
14	12	AUT	PENZ Peter FISCHLER Georg	4.240	5	16.137	2	23.990	2	34.650	1	113.5 70.5	45.941	2	+0.055
15	13	AUT	STEU Thomas KOLLER Lorenz	4.249	8	16.199	8	24.090	7	34.802	4	106.3 66.1	46.125	4	+0.239
16	5	ITA	NAGLER Ivan MALLEIER Fabian	4.223	=2	16.167	5	24.068	5	34.866	7	113.3 70.4	46.318	6	+0.432
17	6	ITA	RIEDER Ludwig RASTNER Patrick	4.241	6	16.241	10	24.192	11	35.028	9	104.2 64.7	46.550	9	+0.664
18	15	ROU	ATODIRESEI Cosmin MUSEI Stefan	4.340	19	16.398	17	24.389	18	35.549	17	111.5 69.3	47.549	19	+1.663
19	19	CZE	BROZ Lukas BROZ Antonin	4.268	13	16.291	16	24.251	15	35.102	13	116.7 72.5	46.612	10	+0.726
20	20	CZE	KVICALA Matej KUDERA Jaromir	4.345	20	16.443	20	24.440	20	35.572	18	117.4 72.9	47.472	17	+1.586

Legend:

= Equal sign indicates that two or more competitors share the same rank

DNF Did Not Finish **Int.** Intermediate time **No.** Number **Rk** Rank



Results - by Start Order

경기결과 - 스타트 순서별 / Résultats - par ordre de départ

Start Order	Bib No.	NOC Code	Name	Start Time	Rk	Int. 1	Rk	Int. 2	Rk	Int. 3	Rk	Speed (km/h) (mph)	Finish Time	Rk	Time Behind
1	19	CZE	BROZ Lukas BROZ Antonin	4.272	11	16.308	15	24.268	13	35.115	11	116.0 72.1	46.624	10	+0.649
2	20	CZE	KVICALA Matej KUDERA Jaromir	4.345	20	16.448	20	24.456	20	35.421	18	104.0 64.6	47.142	16	+1.167
3	15	ROU	ATODIRESEI Cosmin MUSEI Stefan	4.317	18	16.383	18	24.381	17	35.560	20	110.5 68.6	47.710	18	+1.735
4	5	ITA	NAGLER Ivan MALLEIER Fabian	4.256	8	16.224	5	24.155	7	34.991	8	112.9 70.1	46.535	8	+0.560
5	6	ITA	RIEDER Ludwig RASTNER Patrick	4.267	9	16.326	16	24.286	15	35.149	12	111.8 69.5	46.684	11	+0.709
6	12	AUT	PENZ Peter FISCHLER Georg	4.243	4	16.174	4	24.058	3	34.799	2	112.6 70.0	46.190	2	+0.215
7	13	AUT	STEU Thomas KOLLER Lorenz	4.251	7	16.231	6	24.157	8	34.921	4	103.8 64.5	46.323	4	+0.348
8	11	KOR	PARK Jinyong CHO Jung Myung	4.313	17	16.301	14	24.227	11	34.986	7	112.7 70.0	46.421	6	+0.446
9	1	GER	EGGERT Toni BENECKEN Sascha	4.220	2	16.173	3	24.067	4	34.742	1	112.0 69.6	45.975	1	0.000
10	2	GER	WENDL Tobias ARLT Tobias	4.199	1	16.112	1	23.982	1	34.858	3	111.0 68.9			DNF
11	10	SVK	SOLCANSKY Marek STUHLAK Karol	4.300	16	16.330	17	24.386	19	35.408	17	104.3 64.8	47.410	17	+1.435
12	14	CAN	WALKER Tristan SNITH Justin	4.223	3	16.152	2	24.055	2	35.466	19	112.1 69.6	47.819	19	+1.844
13	18	UKR	OBOLONCHYK Oleksandr ZAKHARKIV Roman	4.344	19	16.397	19	24.382	18	35.327	16	103.4 64.3	47.095	15	+1.120
14	16	OAR	BOGDANOV Andrei MEDVEDEV Andrei	4.249	5	16.255	8	24.310	16	35.228	15	102.0 63.4	46.867	12	+0.892
15	17	OAR	DENISEV Aleksandr ANTONOV Vladislav	4.275 =13		16.285	12	24.208	10	35.004	9	103.5 64.3	46.494	7	+0.519
16	7	LAT	GUDRAMOVICS Oskars KALNINS Peteris	4.274	12	16.246	7	24.145	5	35.192	13	112.7 70.0	46.954	14	+0.979
17	8	LAT	SICS Andris SICS Juris	4.275 =13		16.262	9	24.148	6	34.927	5	110.5 68.6	46.313	3	+0.338
18	9	POL	CHMIELEWSKI Wojciech KOWALEWSKI Jakub	4.250	6	16.282	10	24.280	14	35.216	14	102.2 63.5	46.923	13	+0.948
19	3	USA	KREWSON Justin SHERK Andrew	4.269	10	16.290	13	24.245	12	35.075	10	110.5 68.7	46.546	9	+0.571
20	4	USA	MORTENSEN Matthew TERDIMAN Jayson	4.288	15	16.283	11	24.188	9	34.956	6	111.7 69.4	46.379	5	+0.404

Legend:

= Equal sign indicates that two or more competitors share the same rank

DNF Did Not Finish **Int.** Intermediate time **No.** Number **Rk** Rank

XXIII. OLYMPIC WINTER GAMES
PyeongChang 2018, Korea
Luge Feb 05th-15th 2018



4th Team Captain Meeting: <i>4. Mannschaftsführersitzung</i>	February 13th 2018, 12:00 h in the Finish House, Olympic Sliding Center
Race Director: <i>Rennleiter</i>	Maria Luise Rainer/FIL Opens the meeting and welcomes all the representatives to the 4th and last Team Captains Meeting on the occasion of the XXIII. Olympic Winter Games 2018 in PyeongChang/KOR. The Race director welcomes the assigned Jury, the TDs and the IF Technical Delegates. <i>Eröffnet die Sitzung und begrüßt die Vertreter zur 4. und letzten Mannschaftsführersitzung anlässlich der XXIII. Olympischen Winterspiele 2018 in PyeongChang/KOR.</i> <i>Die Rennleiterin begrüßt die Jury, die TDs und die IF Technisch Delegierten.</i>
FIL Representative: <i>Repräsentant der FIL</i>	FIL President, Mr. Josef Fendt/GER
IF Technical Delegates: <i>IF Technische Delegierte</i>	Ms Claire DelNegro/FIL Mr. Björn Dyrdaahl/FIL
Jury Chair and Members: <i>Jury VS und Mitglieder</i>	Mr. Atis Strenga/LAT Chair, Mr. Mark Grimmette/USA, Mr. Stefan Riegel/GER
Technical Delegate: <i>Technisch Delegierte</i>	Mr. Christian Eigentler/FIL, Mr. Reto Gilly/SUI, Mr. Sungsik Shin/KOR
Sport Manager: <i>Rennrodel Sport Manager</i>	Ms Jeeyoun Jenny LEE
Race Doctor: <i>Rennarzt</i>	Dr. Hong-Geun Jung/KOR
Track Chief: <i>Bahnleiter</i>	Mr. Yeongseong Choi/KOR
Ice meister: <i>Eismeister</i>	Mr. Robb Zirnhelt/CAN
FIL Track Commission Chair: <i>FIL Bahnbaukommissions-VS</i>	Mr. Markus Aschauer/GER
Race Director: <i>Rennleiter</i>	Ms Maria Luise Rainer/FIL
Race organization: <i>Rennleitung</i>	Assistant race director/Rennleiter Stellvertreter Mr.Kyungyoung LEE Start chief/Startleiter: Mr. Yongseong JEON Finish Leader/Zielleiter: Mr. Sungwoong PARK Track chief/Bahnleiter: Mr.Yeongseong Choi/KOR
Roll call Nations: <i>Anwesenheit der Nationen</i>	ARG, AUS, AUT, BUL, CAN, CRO, CZE, GBR, GEO, GER, IND, ITA, KAZ, KOR, LAT, OAR, POL, ROU, SLO, SUI, SVK, TPE, UKR, USA 24 Nationen
Detailed Schedule: Doubles & Team Relay Race <i>Detaillierter Zeitplan: Doppelsitzer & Team-Staffel Wettbewerb</i>	Hand out # 1 <i>Tischvorlage</i>
Draw of Group A: <i>by name</i> <i>Auslosung der Gesetztengruppe A</i>	A - Doubles / Doppelsitzer (1 – 6 / 7 – 12)
Draw of Group B, <i>by nation:</i> <i>Auslosung der Gruppe B, nach Nation</i>	B - Doubles / Doppelsitzer (13 – 20)



Weight sheet: Doubles <i>Wiegelliste: Doppelsitzer</i>	Hand out # 2 <i>Tischvorlage</i>
Bibs: <i>Startnummern</i>	The bibs for the discipline Doubles were handed out at the team captain meeting. <i>Startnummern für die Disziplin Doppelsitzer wurden an der Mannschaftsführersitzung ausgegeben.</i>
Bibs for Team Relay: <i>Startnummern für die Team-Staffel</i>	The bibs for the team relay will be issued on Feb 14th after the completion of the Doubles competition. <i>Startnummern für den Team-Staffel Bewerb werden am 14.02. nach Beendigung des Doppelsitzer-Wettbewerbs ausgegeben.</i>
Information Team Relay: <i>Information Team-Staffel</i>	Team Relay / Team-Staffel: The Red Flag is located Exit C 4 / rote Fahne, Ausfahrt K 4 Warning 1, Exit C 8 / Hupton 1 Ausfahrt K 8 Warning 2 Exit C 14 / Hupton 2 Ausfahrt Kurve 14
Call to start in the competition: <i>Startaufruf im Wettkampf</i>	The athlete pair with bib # 1 must go to the start area within two minutes of being called. The first athlete pair of the competition announces to the start leader when they are ready. <i>Das Athletenpaar mit Startnummer 1 hat sich innerhalb von zwei Minuten nach dem Startaufruf zum Start zu begeben.</i> <i>Der 1. Athletenpaar gibt dem Startleiter bekannt, wenn sie bereit ist.</i>
Additional information; Final Run: <i>Zusätzliche Information; Finallauf</i>	The top 5 ranked Doubles sleds (after the 1st run) will go in the 2nd Run with a 2'15 interval. <i>Die Top 5 Doppelsitzer (nach dem 1. Rennlauf) werden im 2. Rennlauf einen 2'15 Intervall fahren.</i>
Arm bands: <i>Armbänder</i>	Armbands for Start and finish were handed out at the 2nd TCM <i>Armbänder für Start und Ziel sind bei der 2. MFS ausgegeben worden</i>
Pit Lane for sled preparation: <i>Boxengasse für Schlittenpreparation</i>	The designated working area at <u>Men's start</u> can be used for sled preparation. Working tables are available. <i>Am Herrenstart ist ein ausgewiesener Bereich kann für die Schlittenpreparation genutzt werden kann.</i> <i>Arbeitsstische dafür, stehen zur Verfügung.</i>
Finish outrun: <i>Zielauslauf</i>	In the finish area will be an arranged zone where the athlete must leave the track without any help. An escort in this zone is not allowed. Each athlete has to go through the designated Mixed Zone in the 2nd Run. <i>Im Auslauf wird eine Zone festgelegt, die der Athlet ohne fremde Hilfe verlassen muss. Eine Begleitung durch Betreuer ist in dieser Zone nicht gestattet.</i> <i>Jeder Athlet muss im 2. Rennlauf durch die ausgewiesenen Mixed Zone gehen.</i>
Doping Controls: <i>Doping Kontrollen</i>	The accreditation <u>and</u> the FIL license must be submitted for doping control. The FIL licenses are carried by the doping officer. <i>Die Akkreditierung <u>und</u> die FIL Lizenz müssen zur Dopingkontrolle vorgelegt werden. Die FIL Lizenzen werden vom Doping Beauftragten mitgeführt.</i>
FIL marked line: <i>FIL Markierungslinie</i>	FIL marking line before the finish time: Exit C15, from this line paddling or pushing to reach the finish is no longer allowed. Misconduct will be sanctioned with DSQ. <i>FIL Markierungslinie vor der Zielzeitnahme: Ausfahrt K 15, ab dieser Linie ist Paddeln oder Anschieben, zur Erreichung des Ziels, nicht mehr erlaubt.</i> <i>Fehlverhalten wird mit DSQ sanktioniert.</i>
General Information: <i>Generelle Information</i>	The sidewalks along the track are accessible for athletes and coaches till 10 minutes prior to the competition.

	<i>Die Gehwege, entlang der Bahn sind bis 10 Minuten vor Wettkampfbeginn für Athleten und Trainer zugänglich.</i>
Miscellaneous: <i>Allfälliges</i>	Please take in consideration that smoking is not allowed in any athlete zone. <i>Das Rauchen in Athleten Zonen ist nicht erlaubt. Bitte um Beachtung</i>
FIL Licenses: <i>FIL Lizenzen</i>	The FIL Licenses will be distributed by MLR individually to each Nation. <i>Die FIL Lizenzen werden von MLR individuell an alle Nationen ausgegeben.</i>
Request: AUT <i>Anfrage</i>	Will the touch pad be installed in the Men's training on Feb 14th? <i>Wird der Zielanschlag im Training für die Herren am 14.02. installiert?</i>
Answer: Race Director <i>Antwort</i>	No / Nein
Conclusion: MLR <i>Abschlussworte</i>	<p>The race director thanks all coaches and athletes for the shown discipline, the very good and cooperative collaboration during the XXIII. Olympic Winter Games and wishes good, exciting and successful competitions in PyeongChang/KOR.</p> <p>The race director also thanks all Officials and employees in the OC, in the race office, in timekeeping, on the track and the TV and media representatives with the great pictures/reports from the competitions. All of them have contributed to the success and presentation of the sport of luge all over the world.</p> <p><i>Der Renndirektor dankt allen Trainern und Athleten für die gezeigte Disziplin, die sehr gute und kooperative Zusammenarbeit während der XXIII. Olympischen Winterspiele und wünscht gute, spannende und erfolgreiche Wettkämpfe in PyeongChang/KOR.</i></p> <p><i>Der Renndirektor dankt auch allen Funktionären und Mitarbeitenden im OK, im Rennbüro, in der Zeitmessung, an der Bahn und den TV- und Medienvertretern mit den tollen Bildern/Berichten von den Wettkämpfen, sie alle haben durch ihr Engagement sehr, sehr viel beigetragen zum guten Gelingen und Präsentation des Rennrodelsports in aller Welt.</i></p> <p>MLR passes the word on to the IF TD Ms Claire DelNegro <i>MLR leitet das Wort an die IF TD Frau Claire DelNegro weiter</i></p>
Conclusion: <i>Abschlussworte</i>	<p>Claire DelNegro Excuses the FIL Representative, President Mr. Josef Fendt, who unfortunately was unable to attend the team captains meeting. Ms DelNegro, thanks on behalf of the International Luge Federation (FIL) the host of the 2018 Winter Olympic Games. Many thanks to sports manager Ms Jeeyoun Jenny LEE and all her staff for the many years of preparation and the good implementation of the luge competitions. Claire DelNegro also thanks on behalf of the FIL all volunteers for their commitment during the XXIII. Olympic Winter Games. DelNegro wishes all athletes and coaches all the best for the still upcoming competitions and all participants the desired success.</p> <p><i>Entschuldigt den FIL Repräsentanten, Präsident Herrn Josef Fendt, der leider verhindert ist und an der Mannschaftsführersitzung nicht teilnehmen konnte.</i> <i>Frau DelNegro bedankt sich im Namen des Internationalen Rennrodelverbandes (FIL) beim Gastgeber der Olympischen Winterspiele 2018.</i> <i>Ein Dankeschön der Sport Managerin Ms Jeeyoun Jenny LEE und all ihren Mitarbeitern für die jahrelangen Vorbereitungsarbeiten und für die gute Durchführung der Rennrodel Wettbewerbe.</i> <i>Ebenso bedankt sich Claire DelNegro im Namen der FIL bei allen freiwilligen Helfern für deren Einsatz während der XXIII. Olympischen Winterspiele.</i></p>



XXIII. OLYMPIC WINTER GAMES
PyeongChang 2018, Korea
Luge Feb 05th-15th 2018




	<i>Zum Abschluss wünscht DeINegro allen Athleten und Trainern alles Gute für die noch bevorstehenden Wettbewerbe sowie allen Teilnehmern den erwünschten Erfolg.</i>
End of Meeting: <i>Ende der Sitzung</i>	The race director thanks for the attention and closes the team captains meeting at 12:15 PM. <i>Der Rennleiter bedankt sich für die Aufmerksamkeit und schließt die Mannschaftsführersitzung um 12:15 h.</i>

For the minutes: Maria Luise Rainer, RD

Jury Chair
Atis Strenga/LAT

Race Director
Maria Luise Rainer/FIL





Results - by Start Order

경기결과 - 스타트 순서별 / Résultats - par ordre de départ

REVISED
15 FEB 20:53

Start Order	Bib No.	NOC Code	Name	Start Time	Rk	Int. 1	Rk	Int. 2	Rk	Int. 3	Rk	Speed (km/h) (mph)	Finish Time	Rank	Time Behind
1	20	GER	LUDWIG Johannes	4.296	4	16.273	2	24.250	=2	35.068	3	113.0 70.2	46.570	3	+0.143
2	6	AUT	GLEIRSCHER David	4.316	5	16.388	6	24.369	6	35.185	5	113.7 70.6	46.633	5	+0.206
3	33	OAR	REPILOV Roman	4.251	1	16.260	1	24.210	1	35.012	1	110.3 68.5	46.427	1	0.000
4	24	USA	MAZDZER Chris	4.288	2	16.294	3	24.250	=2	35.066	2	112.1 69.7	46.555	2	+0.128
5	38	ITA	FISCHNALLER Dominik	4.350	10	16.402	7	24.370	7	35.231	6	111.5 69.3	46.757	6	+0.330
6	11	CAN	EDNEY Sam	4.320	6	16.337	4	24.288	4	35.094	4	112.9 70.1	46.583	4	+0.156
7	27	LAT	APARJODS Kristers	4.295	3	16.371	5	24.360	5	35.348	7	109.9 68.2	47.198	10	+0.771
8	3	POL	KUROWSKI Maciej	4.378	13	16.465	11	24.491	9	35.447	10	111.2 69.1	47.175	9	+0.748
9	36	SVK	NINIS Jozef	4.362	12	16.805	13	25.058	13	36.283	13	108.7 67.5	48.382	13	+1.955
10	8	ROU	CRETU Valentin	4.351	11	16.477	12	24.523	12	35.444	9	111.4 69.2	47.163	8	+0.736
11	35	CZE	HYMAN Ondrej	4.336	8	16.425	8	24.435	8	35.358	8	111.2 69.1	47.018	7	+0.591
12	22	UKR	DUKACH Anton	4.332	7	16.436	9	24.518	11	35.563	12	105.5 65.6	47.481	12	+1.054
13	10	KOR	LIM Namkyu	4.343	9	16.462	10	24.507	10	35.496	11	110.6 68.7	47.395	11	+0.968

Legend:

= Equal sign indicates that two or more competitors share the same rank

Int. Intermediate time **No.** Number **Rk** Rank

Sorting order corrected.

<p>2nd Team Captain Meeting: 2. Mannschaftsführersitzung</p>	<p>February 09th 2018, 13:00 h in the Finish House, Olympic Sliding Center</p>
<p>Race Director: <i>Rennleiter</i></p>	<p>Maria Luise Rainer/FIL Opens the meeting and welcomes everyone to the 2nd Team Captains' Meeting in the occasion of the XXIII. Olympic Winter Games 2018 in PyeongChang/KOR. The race director welcomes the President of the Luge World Federation (FIL) Mr. Josef Fendt and welcomes him as a FIL Representative to PyeongChang. The race director welcomes the jury members, the technical delegates of the FIL and the IF TD Ms Claire DelNegro and Mr. Björn Dyr Dahl. As well a kindly Welcome to the entire FIL Executive Board <i>Eröffnet die Sitzung und begrüßt alle Anwesenden zur 2. Mannschaftsführersitzung anlässlich der XXIII, Olympischen Winterspiele 2018 in PyeongChang/KOR.</i> <i>Der Renndirektor begrüßt den Präsidenten des Rennrodel-Weltverbandes (FIL) Herrn Josef Fendt und heißt ihn als Repräsentanten der FIL herzlich Willkommen in PyeongChang.</i> <i>Der Renndirektor begrüßt die Jurymitglieder, die Techn. Delegierten der FIL und die IF TD Frau Claire DelNegro und Herr Björn Dyr Dahl.</i> <i>Ebenso ein herzliches Willkommen der gesamten FIL Exekutive</i></p>
<p>FIL Representative: <i>Repräsentant der FIL</i></p>	<p>FIL President, Mr. Josef Fendt/GER The President welcomes, on behalf of the FIL, all the representatives of the participating nations to the XXIII. 2018 Winter Olympic Games in PyeongChang/KOR. Josef Fendt thanks the organization for the good preparation of this Olympic Luge Events. Fendt addresses special thanks to all involved persons who have supported the OC in preparation for the 2018 OWG in various areas. President Fendt passes on a lot of praise to the track crew for the very good track conditions. Josef Fendt wishes the assigned FIL officials all the best and good luck in their decisions. Fendt also informs that the this OWG we will have an On-Venue presentation instead of the flower ceremony. The President refers to the IOC Athletes' Committee elections that take place in the occasion of the OWG in the Olympic Village. He calls on all athletes to exercise their right to vote and to support Armin Zöggeler/ITA (former successful slider) of their vote for election to the Athletes Commission. <i>Der Präsident begrüßt im Namen der FIL alle Vertreter der teilnehmenden Nationen zu den XXIII. Olympischen Winterspielen 2018 in PyeongChang/KOR. Josef Fendt bedankt sich bei der Organisation für die gute Vorbereitung dieser Olympischen Rennrodelbewerbe. Einen besonderen Dank richtet Fendt an alle involvierten Personen die das OK in Vorbereitung auf die OWS 2018 in den verschiedensten Bereichen unterstützt haben. Ein großes Lob richtet Präsident Fendt an die Bahnmannschaft für die sehr guten Bahnbedingungen.</i> <i>Fendt wünscht den eingesetzten FIL Funktionären alles Gute und ein gutes Gelingen in deren Entscheidungen.</i> <i>Fendt informiert ebenso, dass im Rahmen der OWS anstelle der Blumenzeremonie eine „On Venue“ Präsentation stattfindet.</i> <i>Der Präsident weist auf die IOC Athletenkommissionswahlen hin, welche im Rahmen dieser OWS im Olympischen Dorf stattfinden.</i> Er fordert alle Athleten auf, von ihrem Stimmrecht Gebrauch zu machen und Armin Zöggeler/ITA (ehemaliger, erfolgreicher Rennrodler) mit ihrer Stimme, für die Wahl in die Athletenkommission, zu unterstützen.</p>



XXIII. OLYMPIC WINTER GAMES
PyeongChang 2018, Korea
Luge Feb 05th-15th 2018



IF Technical Delegates: <i>IF Technische Delegierte</i>	Ms Claire DelNegro/FIL Mr. Björn Dyr Dahl/FIL
Jury Chair and Members: <i>Jury VS und Mitglieder</i>	Mr. Atis Strenga/LAT Chair, Mr. Mark Grimmette/USA, Mr. Stefan Riegel/GER
Technical Delegate: <i>Technisch Delegierte</i>	Mr. Christian Eigentler/FIL, Mr. Reto Gilly/SUI, Mr. Sungsik Shin/KOR
Sport Manager: <i>Rennrodel Sport Manager</i>	Ms Jeeyoun Jenny LEE/KOR
Race Doctor: <i>Rennarzt</i>	Dr. Hong-Geun Jung/KOR
Track Chief: <i>Bahnleiter</i>	Mr. Yeongseong Choi/KOR
Ice meister: <i>Eismeister</i>	Mr. Robb Zirnhelt/CAN
FIL Track Commission Chair: <i>FIL Bahnbaukommissions-VS</i>	Mr. Markus Aschauer/GER
Race Director: <i>Rennleiter</i>	Ms Maria Luise Rainer/FIL
Raceorganization: <i>Rennleitung</i>	Assistant race director/Rennleiter Stellvertreter Mr. Kyungyoung LEE Start chief/Startleiter: Mr. Yongseong JEON Finish Leader/Zielleiter: Mr. Sungwoong PARK Track chief/Bahnleiter: Mr. Yeongseong Choi/KOR
Roll call Nations: <i>Anwesenheit der Nationen</i>	ARG, AUS, AUT, BUL, CAN, CRO, CZE, GBR, GEO, GER, IND, ITA, KAZ, KOR, LAT, OAR, POL, ROU, SLO, SUI, SVK, TPE, UKR, USA 24 Nationen
Training schedule Day 5 – 8 Trainingsplan Tag 5 - 8	Hand out # 1 <i>Tischvorlage</i>
Weigh in Women: mandatory <i>Körper-Abwaage Damen verpflichtend</i>	Finish Building / Ziel Gebäude Saturday, Feb 10th / Samstag, 10.02. von 15:00 - 16:00 / 16:30 - 17:30
Technical Inspection for Doubles: <i>Technische Kontrollen; Doppelsitzer</i>	Finish Building / Ziel Gebäude Sunday, Feb 11th / Sonntag, 11.02. von 16:30 - 17:30
Weigh in Doubles: mandatory <i>Körper-Abwaage Doppel verpflichtend</i>	Finish Building / Ziel Gebäude Monday, Feb 12th / Montag, 12.02. von 17:00 - 18:00
Detailed Schedule: Men's competition <i>Detaillierter Zeitplan: Herren</i>	Hand out # 2 <i>Tischvorlage</i>
Draw of Group A: by name <i>Auslosung der Gesetztengruppe A</i>	A - Men's / Herren (1 – 6 / 7 – 12)
Draw of Group B, C and Rest by nation: <i>Auslosung der Gruppe B, C und Rest nach Nation</i>	B - Men's / Herren (13 – 24) C - Men's / Herren (25 – 36) R - Men's / Herren (37 – 40)
Weight sheet: Men's <i>Wiegelliste: Herren</i>	Hand out # 3 <i>Tischvorlage</i>
Bibs: <i>Startnummern</i>	The bibs for the discipline Men's Single were handed out at the Team Captain Meeting. <i>Startnummern für die Disziplin Herren Einsitzer wurden an der Mannschaftsführersitzung ausgegeben.</i>



<p>Call to start in the competition: <i>Startaufruf im Wettkampf</i></p>	<p>The athlete with bib # 1 must go to the start area within two minutes of being called. The first starter of the competition announces to the start leader when he is ready. <i>Der Athlet mit Startnummer 1 hat sich innerhalb von zwei Minuten nach Startaufruf zum Start zu begeben.</i> <i>Der 1. Starter gibt dem Startleiter bekannt, wenn er bereit ist.</i></p>
<p>Additional information; Final Run /R 4: <i>Zusätzliche Information; Finallauf</i></p>	<p>The top 5 ranked athletes (after the 3rd Run) in the Final Run will go with a 2'15 interval. <i>Die Top 5 Platzierten (nach dem dritten Rennlauf) werden im Finallauf einen 2'15 Intervall fahren.</i></p>
<p>Arm bands: <i>Armbänder</i></p>	<p>Armbands for Start and finish were handed out at the TCM <i>Armbänder für Start und Ziel sind bei der MFS ausgegeben worden</i></p>
<p>Pit Lane for sled preparation: <i>Boxengasse für Schlittenpreparation</i></p>	<p>At the men's start is an area designated which can be used for the sledge preparation. Working tables for this, are available. <i>Am Herrenstart ist ein Bereich ausgewiesenen der für die Schlittenpreparation genutzt werden kann.</i> <i>Arbeitstische dafür, stehen zur Verfügung.</i></p>
<p>Finish Outrun: <i>Zielauslauf</i></p>	<p>In the finish area will be an arranged zone where the athlete must leave the track without any help. An escort in this zone is not allowed. Each athlete has to go after the 2nd Run and after the Final Run through the designated Mixed Zone. <ul style="list-style-type: none"> - <i>Im Auslauf wird eine Zone festgelegt, die der Athlet ohne fremde Hilfe verlassen muss. Eine Begleitung durch Betreuer ist in dieser Zone nicht gestattet.</i> - <i>Jeder Athlet muss nach dem 2. Rennlauf und dem Finallauf durch die ausgewiesenen Mixed Zone gehen.</i> </p>
<p>Doping Controls: <i>Doping Kontrollen</i></p>	<p>The accreditation and the FIL license must be submitted for doping control. The FIL licenses are carried by the doping officer. <i>Die Akkreditierung und die FIL Lizenz müssen zur Dopingkontrolle vorgelegt werden. Die FIL Lizenzen werden vom Doping Beauftragten mitgeführt.</i></p>
<p>FIL marked line: <i>FIL Markierungslinie</i></p>	<p>FIL marking line before the finish time: Exit C15, from this line paddling or pushing to reach the finish is no longer allowed. Misconduct will be sanctioned with DSQ. <i>FIL Markierungslinie vor der Zielzeitnahme: Ausfahrt K 15, ab dieser Linie ist Paddeln oder Anschieben, zur Erreichung des Ziels, nicht mehr erlaubt.</i> <i>Fehlverhalten wird mit DSQ sanktioniert.</i></p>
<p>Miscellaneous: <i>Allfälliges</i></p>	<ul style="list-style-type: none"> - Please take in consideration that smoking is not allowed in any athlete zone. - <i>Das Rauchen in Athleten Zonen ist nicht erlaubt. Bitte um Beachtung.</i>
<p>General Information: <i>Generelle Information</i></p>	<p>The sidewalks along the track are accessible for athletes and coaches till 10 minutes prior to the competition. <i>Die Gehwege, entlang der Bahn sind bis 10 Minuten vor Wettkampfbeginn für Athleten und Trainer zugänglich.</i></p>
<p>Additional Information on Rule 50: <i>Zusätzliche Information Regulation 50</i></p>	<p>In regards to Rule 50 racing equipment and clothing of the athletes has been checked and teams have been informed. Please make sure that athlete Pack bags and coaches clothing also conform to rule 50. <i>In Bezug auf die Regulation 50 wurde die Ausrüstung und Kleidung der Athleten überprüft und die Teams informiert.</i> <i>Bitte stellen Sie sicher, dass auch die Athleten-Rucksäcke und die Bekleidung der Trainer der Regulation 50 entsprechen.</i></p>

XXIII. OLYMPIC WINTER GAMES
PyeongChang 2018, Korea
Luge Feb 05th-15th 2018




<p>Free tickets for family and friends: <i>Freie Eintrittskarten für Familie & Freunde</i></p>	<p>Two free tickets per athlete are available for the following training sessions:</p> <ul style="list-style-type: none"> - Women's training on Feb 11th - Doubles training session on Feb 13th <p>Please request at the Sport information desk @ the Olympic Village <i>Für die folgenden Trainingseinheiten sind pro Athlet zwei Freikarten verfügbar:</i></p> <ul style="list-style-type: none"> - <i>Damen training am 11.02.2018</i> - <i>Doppelsitzer Training am 13.02.2018</i> <p><i>Bitte die Freikarten an der Sportinformation im Olympischen Dorf beantragen.</i></p>
<p>3rd Team Captain Meeting and Women's Draw: <i>3. Mannschaftsführersitzung und Auslosung der Damen</i></p>	<p>Sunday, Feb 11th 2018 at 11:30 at the Finish House <i>Sonntag, 11.02.2018 um 11:30 h im Zielhaus</i></p>
<p>End of Meeting: <i>Ende der Sitzung</i></p>	<p>The race director thanks for the attention and wishes all participants good training days and successful competitions. End of the team captains meeting at 01:30 am. <i>Der Rennleiter bedankt sich für die Aufmerksamkeit und wünscht allen Teilnehmern gute Trainingstage und erfolgreiche Wettkämpfe.</i> <i>Ende der Mannschaftsführersitzung um 13:00 h.</i></p>

For the minutes: Maria Luise Rainer, RD

Jury Chair
 Atis Strenga/LAT

Race Director
 Maria Luise Rainer/FIL





Medallists

메달리스트 / Médaillé(e)s

As of SUN 11 FEB 2018

Medal	Name	NOC
GOLD	GLEIRSCHER David	AUT - Austria
SILVER	MAZDZER Chris	USA - United States
BRONZE	LUDWIG Johannes	GER - Germany




Final Results

최종 경기결과 / Résultats définitifs

Track Records				
Name	NOC Code	Start Time	Finish Time	Date
WEST Tucker	USA	2.545		10 FEB 2018
FISCHNALLER Dominik	ITA		47.475	11 FEB 2018

Rk	Bib No.	NOC Code	Name	Start Time	Rk	Int. 1 Rk	Int. 2 Rk	Int. 3 Rk	Speed (km/h) (mph)	Finish Time	Rk	Time Behind	RM			
1	11	AUT	GLEIRSCHER David	2.599	14	15.059=10	27.397	5	37.147	3	121.5	75.5	47.652	1	0.000	
				2.596	13	15.053	10	27.457	11	37.264	11	121.0	75.2	47.835	7	+0.210
				2.589	9	15.045	6	27.360	6	37.093	6	120.9	75.1	47.584	4	+0.050
				2.595	8	15.047	5	27.365	2	37.119	5	121.6	75.6	47.631	4	+0.156
Total:											3:10.702	0.000				
2	13	USA	MAZDZER Chris	2.581	=7	15.033	=5	27.413	8	37.180	4	124.7	77.5	47.800	5	+0.148
				2.577	=3	15.020	5	27.384	3	37.155	3	123.0	76.4	47.717	2	+0.092
				2.584	6	15.016	4	27.322	4	37.036	2	124.8	77.5	47.534	1	0.000
				2.585	4	15.046	4	27.388	5	37.137	7	124.4	77.3	47.677	7	+0.202
Total:											3:10.728	+0.026				
3	3	GER	LUDWIG Johannes	2.570	=2	14.934	1	27.308	1	37.120	2	123.7	76.8	47.764	3	+0.112
				2.594	10	15.008	3	27.432	9	37.275	13	123.3	76.6	47.940	14	+0.315
				2.592	10	14.989	3	27.318	3	37.058	4	123.9	77.0	47.625	6	+0.091
				2.598	9	15.006	1	27.349	1	37.084	3	124.8	77.5	47.603	3	+0.128
Total:											3:10.932	+0.230				
4	4	ITA	FISCHNALLER Dominik	2.617	=19	15.040	8	27.511	17	37.320=11	122.4	76.1	47.930	10	+0.278	
				2.624	20	15.051	8	27.405	5	37.263	10	125.4	77.9	47.967	16	+0.342
				2.597	12	15.055	7	27.356	5	37.066	5	125.7	78.1	47.562	3	+0.028
				2.607	=11	15.070	8	27.380	4	37.038	1	120.5	74.9	47.475	1	0.000 TR
Total:											3:10.934	+0.232				
5	5	GER	LOCH Felix	2.592	11	15.009	4	27.339	2	37.107	1	124.7	77.5	47.674	2	+0.022
				2.593	=8	15.041	=6	27.373	2	37.120	1	124.2	77.1	47.625	1	0.000
				2.569	3	14.987	2	27.278	1	36.997	1	124.4	77.3	47.560	2	+0.026
				2.607	=11	15.041	3	27.376	3	37.296	17	125.4	77.9	48.109	19	+0.634
Total:											3:10.968	+0.266				
6	19	CAN	EDNEY Sam	2.589	10	15.076	14	27.433	9	37.234	7	123.6	76.8	47.862	9	+0.210
				2.593	=8	15.080	14	27.419	=7	37.170	4	126.2	78.4	47.755	4	+0.130
				2.594	11	15.098	13	27.428	9	37.184	8	120.7	75.0	47.759	10	+0.225
				2.599	10	15.091	10	27.404	7	37.130	6	119.6	74.3	47.645	6	+0.170
Total:											3:11.021	+0.319				
7	14	ITA	FISCHNALLER Kevin	2.618	22	15.114	18	27.508	14	37.274	=8	124.2	77.1	47.853	8	+0.201
				2.626	23	15.129	18	27.502=16	37.248	7	124.0	77.0	47.793	5	+0.168	
				2.612	=19	15.102	14	27.423	8	37.116	7	120.9	75.1	47.596	5	+0.062
				2.627	15	15.151	17	27.503	16	37.257	11	123.7	76.8	47.812	8	+0.337
Total:											3:11.054	+0.352				
8	6	OAR	REPILOV Roman	2.570	=2	15.036	7	27.409	6	37.191	5	121.4	75.4	47.776	4	+0.124
				2.573	=1	15.041	=6	27.411	6	37.153	2	121.5	75.5	47.740	3	+0.115
				2.565	2	15.036	5	27.376	7	37.233	13	126.6	78.6	47.948	15	+0.414
				2.573	=1	15.062	7	27.406	8	37.114	4	121.8	75.7	47.644	5	+0.169
Total:											3:11.108	+0.406				



Final Results

최종 경기결과 / Résultats définitifs


Rk	Bib No.	NOC Code	Name	Start Time	Rk	Int. 1 Rk	Int. 2 Rk	Int. 3 Rk	Speed (km/h) (mph)	Finish Time	Rk	Time Behind	RM			
9	2	AUT	KINDL Wolfgang	2.641	28	15.097	16	27.593	23	37.382=16	124.6	77.4	47.955	11	+0.303	
				2.625=21	15.148	22	27.551	22	37.317	15	123.1	76.5	47.858	9	+0.233	
				2.620=21	15.131	16	27.475	14	37.220	12	123.0	76.4	47.799	12	+0.265	
				2.630	16	15.134	16	27.409	9	37.072	2	124.2	77.1	47.521	2	+0.046
										Total:	3:11.133		+0.431			
10	10	GER	LANGENHAN Andi	2.581	=7	14.993	3	27.434	10	37.333	13	130.9	81.3	48.083	18	+0.431
				2.573	=1	14.964	1	27.358	1	37.175	5	131.5	81.7	47.850	8	+0.225
				2.580	4	14.972	1	27.293	2	37.043	3	126.4	78.5	47.630	7	+0.096
				2.582	3	15.029	2	27.389	6	37.226	9	124.5	77.4	47.870	13	+0.395
										Total:	3:11.433		+0.731			
11	8	LAT	APARJODS Kristers	2.617=19		15.071	13	27.412	7	37.192	6	122.0	75.8	47.822	6	+0.170
				2.615	18	15.127	17	27.502=16		37.268	12	125.6	78.1	47.834	6	+0.209
				2.610	17	15.096=11		27.437	10	37.203	11	121.5	75.5	47.858=13		+0.324
				2.615	13	15.133=14		27.457	12	37.274	14	121.6	75.6	47.942	17	+0.467
										Total:	3:11.456		+0.754			
12	24	CAN	WATTS Reid	2.617=19		15.148	23	27.575	22	37.356	15	124.3	77.2	47.960	12	+0.308
				2.633	26	15.138	20	27.542	20	37.319	16	124.3	77.2	47.895	10	+0.270
				2.627	25	15.163	24	27.532	17	37.263	14	124.6	77.4	47.787	11	+0.253
				2.631	17	15.160	18	27.522	17	37.271	13	123.8	76.9	47.848	11	+0.373
										Total:	3:11.490		+0.788			
13	22	OAR	FEDOROV Stepan	2.572	4	15.051	9	27.463	12	37.320=11	123.7	76.8	48.035	13	+0.383	
				2.595=11	15.019	4	27.402	4	37.254	8	131.2	81.5	47.936	13	+0.311	
				2.586	=7	15.056	8	27.438	11	37.187	10	120.7	75.0	47.755	9	+0.221
				2.573	=1	15.050	6	27.441	10	37.236	10	124.0	77.0	47.882	14	+0.407
										Total:	3:11.608		+0.906			
14	1	OAR	PAVLICHENKO Semen	2.573	5	15.033	=5	27.386	4	37.399	19	125.1	77.7	48.337	24	+0.685
				2.581	6	15.065	11	27.483	12	37.283	14	125.4	77.9	47.923	12	+0.298
				2.583	5	15.081	10	27.461	13	37.186	9	125.6	78.1	47.716	8	+0.182
				2.589	5	15.100	11	27.498	15	37.280	15	124.5	77.4	47.883	15	+0.408
										Total:	3:11.859		+1.157			
15	7	AUT	EGGER Reinhard	2.613	17	15.059=10		27.442	11	37.313	10	123.1	76.5	48.221	20	+0.569
				2.599=14	15.066	12	27.438	10	37.245	6	123.0	76.4	47.903	11	+0.278	
				2.612=19	15.133	17	27.519	16	37.311	16	123.8	76.9	47.963	17	+0.429	
				2.618	14	15.103	12	27.456	11	37.216	8	126.4	78.5	47.840	10	+0.365
										Total:	3:11.927		+1.225			
16	25	CAN	MALYK Mitchel	2.621	24	15.146=19		27.573=20		37.397	18	124.6	77.4	48.075	17	+0.423
				2.630	25	15.158	24	27.544	21	37.367	18	125.2	77.8	48.050	18	+0.425
				2.651	29	15.224	30	27.612	26	37.362	19	124.1	77.1	47.952	16	+0.418
				2.657	19	15.133=14		27.494	14	37.268	12	126.3	78.5	47.869	12	+0.394
										Total:	3:11.946		+1.244			
17	20	ITA	RIEDER Emanuel	2.596	12	15.080	15	27.510=15		37.350	14	124.4	77.3	48.040	14	+0.388
				2.577	=3	15.052	9	27.519	18	37.365	17	124.7	77.5	48.047	17	+0.422
				2.625	24	15.104	15	27.487	15	37.303	15	125.9	78.2	47.972	18	+0.438
				2.594	7	15.089	9	27.470	13	37.297	18	125.1	77.7	48.082	18	+0.607
										Total:	3:12.141		+1.439			



Final Results

최종 경기결과 / Résultats définitifs

Rk	Bib No.	NOC Code	Name	Start Time	Rk	Int. 1 Rk	Int. 2 Rk	Int. 3 Rk	Speed (km/h) (mph)	Finish Time	Rk	Time Behind	RM			
18	23	USA	MORRIS Taylor	2.648	30	15.180	27	27.555	19	37.400	20	128.6	79.9	48.072	15	+0.420
				2.650	29	15.156	23	27.496	14	37.694	29	125.3	77.8	48.793	32	+1.168
				2.655	31	15.216	28	27.586	22	37.338	17	125.9	78.2	47.858=13		+0.324
				2.661	20	15.207	20	27.562	19	37.309	19	126.2	78.4	47.824	9	+0.349
										Total:		3:12.547		+1.845		
19	26	POL	KUROWSKI Maciej	2.630	25	15.147=21	27.533	18	37.382=16	120.8	75.1	48.103	19	+0.451		
				2.651	30	15.204	31	27.798	33	37.702	30	123.3	76.6	48.467	24	+0.842
				2.642	27	15.173	25	27.550=18	37.403	21	123.8	76.9	48.158	22	+0.624	
				2.637	18	15.173	19	27.530	18	37.291	16	121.5	75.5	47.885	16	+0.410
										Total:		3:12.613		+1.911		
20	17	LAT	KIVLENIEKS Inars	2.577	6	15.060	12	27.488	13	37.433	22	125.8	78.2	48.274	21	+0.622
				2.599=14	15.078	13	27.486	13	37.486	20	122.6	76.2	48.370	22	+0.745	
				2.586 =7	15.096=11	27.550=18	37.379	20	125.6	78.0	48.066	20	+0.532			
				2.590	6	15.132	13	27.579	20	37.429	20	121.2	75.3	48.112	20	+0.637
										Total:		3:12.822		+2.120		
21	16	CZE	HYMAN Ondrej	2.638	27	15.191	29	27.723	28	37.608	25	119.7	74.4	48.324	23	+0.672
				2.652	31	15.170	27	27.679	30	37.562	22	122.4	76.1	48.276	20	+0.651
				2.645	28	15.196	27	27.703	30	37.565	26	122.7	76.2	48.313	25	+0.779
										Total:		2:24.913				
22	31	GBR	ROSEN Adam	2.713	38	15.289	33	27.772	29	37.689	26	119.0	73.9	48.477	25	+0.825
				2.709	37	15.277	34	27.743	32	37.648	26	118.8	73.8	48.410	23	+0.785
				2.691	36	15.288	34	27.695	29	37.537	25	118.8	73.8	48.280	23	+0.746
										Total:		2:25.167				
23	35	UKR	DUKACH Anton	2.597	13	15.104	17	27.573=20	37.719	27	123.5	76.7	48.888	27	+1.236	
				2.604	16	15.125	16	27.575	23	37.451	19	119.7	74.4	48.307	21	+0.682
				2.600	13	15.144	19	27.605	24	37.491	23	123.8	76.9	48.303	24	+0.769
										Total:		2:25.498				
24	21	LAT	DARZNIEKS Arturs	2.610	16	15.151	24	27.600	24	37.525	24	123.3	76.6	48.305	22	+0.653
				2.627	24	15.171	28	27.598	24	37.671	28	119.4	74.2	48.671	29	+1.046
				2.606=14	15.142	18	27.551	20	37.628	28	126.2	78.4	48.602	28	+1.068	
										Total:		2:25.578				
25	12	SVK	NINIS Jozef	2.665	32	15.147=21	27.510=15	37.274 =8	121.9	75.7	47.833	7	+0.181			
				2.661	32	15.136	19	27.500	15	38.113	36	119.0	73.9	50.014	37	+2.389
				2.664	33	15.232	31	27.658	27	37.462	22	120.2	74.7	48.095	21	+0.561
										Total:		2:25.942				
26	9	USA	WEST Tucker	2.545	1	14.990	2	27.382	3	37.479	23	127.0	78.9	48.484	26	+0.832 SR
				2.577 =3	14.990	2	27.419 =7	37.259	9	124.9	77.6	47.942	15	+0.317		
				2.559	1	15.060	9	27.442	12	37.603	27	125.1	77.7	49.593	37	+2.059
										Total:		2:26.019				
27	15	POL	SOCHOWICZ Mateusz	2.615	18	15.181	28	27.640	26	37.833	28	126.4	78.5	49.047	29	+1.395
				2.608	17	15.182	30	27.662	27	37.529	21	124.3	77.2	48.203	19	+0.578
				2.607	16	15.146	20	27.607	25	37.728	31	129.0	80.1	48.930	31	+1.396
										Total:		2:26.180				




SUN 11 FEB 2018
Start Time 21:50

Final Results

최종 경기결과 / Résultats définitifs

Rk	Bib No.	NOC Code	Name	Start Time	Rk	Int. 1 Rk	Int. 2 Rk	Int. 3 Rk	Speed (km/h) (mph)	Finish Time	Rk	Time Behind	RM
28	27	AUS	FERLAZZO Alex	2.584	9	15.146=19	27.606 25	37.419 21	121.2 75.3	48.073	16	+0.421	
				2.590	7	15.144 21	27.615 25	37.631 25	122.1 75.9	48.587	27	+0.962	
				2.606=14	15.176 26	28.039 36	38.365 38	126.7 78.7	49.531	36	+1.997		
				Total: 2:26.191									
29	18	ROU	CRETU Valentin	2.608	15	15.264 31	27.989 32	38.058 32	120.9 75.1	49.030	28	+1.378	
				2.645	28	15.084 15	27.534 19	37.765 32	117.9 73.2	49.085	33	+1.460	
				2.624	23	15.153 23	27.600 23	37.530 24	123.3 76.6	48.424	26	+0.890	
				Total: 2:26.539									
30	29	KOR	LIM Namkyu	2.647	29	15.254 30	27.808 30	37.886 29	122.2 75.9	49.461	31	+1.809	
				2.641	27	15.213 32	27.741 31	37.666 27	122.8 76.3	48.591	28	+0.966	
				2.630	26	15.221 29	27.766 32	37.723 30	122.5 76.1	48.620	29	+1.086	
				Total: 2:26.672									
31	39	ROU	TUREA Andrei	2.619	23	15.155 25	27.684 27	38.054 31	121.9 75.7	49.482	32	+1.830	
				2.620	19	15.168 26	27.665 28	37.603 23	120.2 74.7	48.489	26	+0.864	
				2.611	18	15.152 22	27.681 28	38.004 34	118.7 73.7	49.314	35	+1.780	
				Total: 2:27.285									
32	36	GEO	SOGOIANI Giorgi	2.672	33	15.284 32	27.885 31	38.048 30	121.6 75.6	49.300	30	+1.648	
				2.663	33	15.303 36	27.920 36	38.036 34	120.4 74.8	49.151	34	+1.526	
				2.671	34	15.320 35	27.959 34	37.989 33	118.9 73.9	49.008	33	+1.474	
				Total: 2:27.459									
33	34	GBR	STAUDINGER Rupert	2.673	34	15.658 37	28.360 35	38.504 34	121.2 75.3	49.626	33	+1.974	
				2.688	36	15.251 33	27.847 34	38.057 35	124.2 77.1	49.259	35	+1.634	
				2.656	32	15.237 32	27.753 31	37.809 32	123.2 76.5	48.957	32	+1.423	
				Total: 2:27.842									
34	37	IND	KESHAVAN Shiva	2.686	37	16.124 40	29.257 38	39.459 36	117.4 72.9	50.578	36	+2.926	
				2.677	34	15.282 35	27.850 35	37.816 33	119.8 74.4	48.710	31	+1.085	
				2.699	37	15.463 38	28.093 39	38.023 35	119.8 74.4	48.900	30	+1.366	
				Total: 2:28.188									
35	33	SVK	SIMONAK Jakub	2.653	31	16.097 39	29.848 39	40.367 39	124.8 77.5	51.724	38	+4.072	
				2.595=11	15.172 29	27.678 29	37.716 31	118.4 73.5	48.690	30	+1.065		
				2.653	30	15.283 33	27.775 33	37.699 29	120.3 74.7	48.522	27	+0.988	
				Total: 2:28.936									
36	40	KAZ	KOPYRENKO Nikita	2.789	40	15.451 34	28.105 33	38.420 33	115.3 71.6	50.147	35	+2.495	
				2.794	40	15.502 38	28.221 38	38.778 38	117.8 73.2	50.327	38	+2.702	
				2.793	40	15.464 39	28.002 35	38.162 36	115.8 71.9	49.244	34	+1.710	
				Total: 2:29.718									
37	28	BUL	ANGELOV Pavel	2.761	39	15.896 38	29.201 37	39.861 37	120.0 74.5	51.569	37	+3.917	
				2.761	39	15.525 39	28.139 37	38.222 37	130.7 81.2	49.449	36	+1.824	
				2.756	39	15.620 40	28.399 40	38.625 39	128.0 79.5	50.094	39	+2.560	
				Total: 2:31.112									
38	38	TPE	LIEN Te-An	2.679	36	15.620 36	28.878 36	39.980 38	115.8 71.9	52.121	39	+4.469	
				2.679	35	15.450 37	28.378 39	38.964 39		51.472	39	+3.847	
				2.685	35	15.400 36	28.081 37	38.679 40	114.4 71.1	50.545	40	+3.011	
				Total: 2:34.138									



Final Results

최종 경기결과 / Résultats définitifs

Rk	Bib No.	NOC Code	Name	Start Time	Rk	Int. 1	Rk	Int. 2	Rk	Int. 3	Rk	Speed (km/h) (mph)	Finish Time	Rk	Time Behind	RM	
39	30	SLO	SIRSE Tilen	2.675	35	15.487	35	28.348	34	38.540	35	119.2	74.0	49.887	34	+2.235	
				2.721	38	16.627	40	34.942	40	46.568	40	104.9	65.2	58.776	40	+11.151	
				2.714	38	15.455	37	28.086	38	38.292	37	127.9	79.5	49.646	38	+2.112	
													Total:	2:38.309			
40	32	UKR	MANDZIY Andriy	2.637	26	15.166	26	36.700	40	49.860	40	91.6	56.9	1:02.935	40	+15.283	
				2.625=21		15.164	25	27.629	26	37.615	24	127.5	79.2	48.473	25	+0.848	
				2.620=21		15.147	21	27.556	21	37.347	18	122.9	76.4	47.981	19	+0.447	
													Total:	2:39.389			


Note:

The above results do not reflect possible disqualification due to technical check or doping.

Legend:

= Equal sign indicates that two or more competitors share the same rank

Int. Intermediate time **No.** Number **Rk** Rank



Competition Data

경기 데이터 / Données de compétition

Participants									
AUS (1)	AUT (3)	BUL (1)	CAN (3)	CZE (1)	GBR (2)	GEO (1)	GER (3)	IND (1)	ITA (3)
KAZ (1)	KOR (1)	LAT (3)	OAR (3)	POL (2)	ROU (2)	SLO (1)	SVK (2)	TPE (1)	UKR (2)
USA (3)									


Records set prior to the Game		
	Start Time	Finish Time
Time	2.550	48.607
Date	19 FEB 2017	19 FEB 2017
Names	WEST Tucker	FISCHNALLER Dominik
NOC Code	USA	ITA

Records set during the Games			
NOC Code	Name	Start Time	Finish Time
USA	WEST Tucker	2.545	
AUT	GLEIRSCHER David		47.652
GER	LOCH Felix		47.625

Weather Conditions											
	18:30	19:00	19:30	20:00	20:30	21:00	21:30	22:00	22:30		
Overall Weather Conditions	Partly cloudy	Partly cloudy	Partly cloudy	Partly cloudy	Partly cloudy	Partly cloudy	Partly cloudy	Partly cloudy	Partly cloudy	Partly cloudy	
Air Temperature (°C/F)	-4.9/23.1	-5.2/22.6	-6.2/20.8	-7.2/19.0	-7.7/18.1	-8.1/17.4	-8.5/16.6	-9.2/15.4	-10.0/14.0		
Ice Temperature (°C/F)	-5.6/21	-5.6/21	-5.6/21	-5.6/21	-7.3/18	-7.3/18	-7.3/18	-7.3/18	-7.3/18		
Wind Speed (m/s)	2.4	2.9	2.7	2.8	3.1	2.8	2.7	2.8	2.5		

Official Decisions							
Participant(s)	Run:	Bib No:	NOC Code:	Run:	Bib No:	NOC Code:	
Explanation	None			None			

List of Officials			
Technical Delegate	DELNEGRO Claire	Technical Delegate	DYRDAHL Bjoern
FIL Technical Delegate	EIGENTLER Christian	FIL Technical Delegate	GILLY Reto
FIL Technical Delegate	SHIN Sung Sik	President of the Jury	STRENGA Atis
Member of the Jury	GRIMMETTE Mark	Member of the Jury	RIEGEL Stefan
Race Director	RAINER Maria Luise	Technical Official	LEE Jeeyoun
Chief of the Track	CHOI Yeongseong		



Competition Data

경기 데이터 / Données de compétition

Participants									
AUS (1)	AUT (3)	BUL (1)	CAN (3)	CZE (1)	GBR (2)	GEO (1)	GER (3)	IND (1)	ITA (3)
KAZ (1)	KOR (1)	LAT (3)	OAR (3)	POL (2)	ROU (2)	SLO (1)	SVK (2)	TPE (1)	UKR (2)
USA (3)									


Records set prior to the Game		
	Start Time	Finish Time
Time	2.550	48.607
Date	19 FEB 2017	19 FEB 2017
Names	WEST Tucker	FISCHNALLER Dominik
NOC Code	USA	ITA

Records set during the Games			
NOC Code	Name	Start Time	Finish Time
USA	WEST Tucker	2.545	
AUT	GLEIRSCHER David		47.652
GER	LOCH Felix		47.625
USA	MAZDZER Chris		47.534
ITA	FISCHNALLER Dominik		47.475

Weather Conditions									
	19:30	20:00	20:30	21:00	21:30	22:00	22:30		
Overall Weather Conditions	Light snow	Light snow	Overcast	Overcast	Overcast	Overcast	Light snow		
Air Temperature (°C/F)	-11.5/11.3	-11.5/11.3	-11.7/10.9	-11.8/10.7	-11.9/10.5	-12.2/10.0	-12.1/10.2		
Ice Temperature (°C/F)	-8.9/15	-8.9/15	-8.9/15	-8.9/15	-9.9/14	-9.9/14	-9.9/14		
Wind Speed (m/s)	2.0	2.3	2.1	2.3	2.9	2.9	2.6		

Official Decisions						
Participant(s)	Run:	Bib No:	NOC Code:	Run:	Bib No:	NOC Code:
Explanation	None			None		

List of Officials			
Technical Delegate	DELNEGRO Claire	Technical Delegate	DYRDAHL Bjoern
FIL Technical Delegate	EIGENTLER Christian	FIL Technical Delegate	GILLY Reto
FIL Technical Delegate	SHIN Sung Sik	President of the Jury	STRENGA Atis
Member of the Jury	GRIMMETTE Mark	Member of the Jury	RIEGEL Stefan
Race Director	RAINER Maria Luise	Technical Official	LEE Jeeyoun
Chief of the Track	CHOI Yeongseong		




Race Analysis

경기 분석 / Analyse de la course


Track Records				
Name	NOC Code	Start Time	Finish Time	Date
WEST Tucker	USA	2.545		10 FEB 2018
FISCHNALLER Dominik	ITA		47.475	11 FEB 2018

Rk	Bib No.	NOC Code	Name	Start Time	Rk	S-1 Rk	1-2 Rk	2-3 Rk	3-F Rk	Speed (km/h) (mph)	Finish Time	Rk	Time Behind					
1	11	AUT	GLEIRSCHER David	2.599	14	12.460=10	12.338	2	9.750	1	10.505	1	121.5	75.5	47.652	1	0.000	
				2.596	13	12.457	9	12.404=15	9.807=10	10.571	6	121.0	75.2	47.835	7	+0.210		
				2.589	9	12.456	5	12.315	4	9.733	7	10.491	2	120.9	75.1	47.584	4	+0.050
				2.595	8	12.452	4	12.318	4	9.754 =9	10.512	3	121.6	75.6	47.631	4	+0.156	
											Total:	3:10.702	0.000					
2	13	USA	MAZDZER Chris	2.581	=7	12.452	7	12.380	10	9.767	4	10.620	9	124.7	77.5	47.800	5	+0.148
				2.577	=3	12.443	7	12.364 =5	9.771	7	10.562	4	123.0	76.4	47.717	2	+0.092	
				2.584	6	12.432	4	12.306	3	9.714	3	10.498	4	124.8	77.5	47.534	1	0.000
				2.585	4	12.461	5	12.342	7	9.749 =7	10.540	8	124.4	77.3	47.677	7	+0.202	
											Total:	3:10.728	+0.026					
3	3	GER	LUDWIG Johannes	2.570	=2	12.364	1	12.374	8	9.812	12	10.644	12	123.7	76.8	47.764	3	+0.112
				2.594	10	12.414	3	12.424	19	9.843	15	10.665	12	123.3	76.6	47.940	14	+0.315
				2.592	10	12.397	2	12.329	7	9.740	8	10.567	9	123.9	77.0	47.625	6	+0.091
				2.598	9	12.408	1	12.343	8	9.735	5	10.519	6	124.8	77.5	47.603	3	+0.128
											Total:	3:10.932	+0.230					
4	4	ITA	FISCHNALLER Dominik	2.617=19		12.423	4	12.471	25	9.809	11	10.610	8	122.4	76.1	47.930	10	+0.278
				2.624	20	12.427	5	12.354	4	9.858	18	10.704	19	125.4	77.9	47.967	16	+0.342
				2.597	12	12.458	6	12.301	2	9.710	2	10.496	3	125.7	78.1	47.562	3	+0.028
				2.607=11		12.463	6	12.310	2	9.658	1	10.437	1	120.5	74.9	47.475	1	0.000
											Total:	3:10.934	+0.232					
5	5	GER	LOCH Felix	2.592	11	12.417	3	12.330	1	9.768	5	10.567	3	124.7	77.5	47.674	2	+0.022
				2.593	=8	12.448	8	12.332	1	9.747	3	10.505	1	124.2	77.1	47.625	1	0.000
				2.569	3	12.418	3	12.291	1	9.719	4	10.563	8	124.4	77.3	47.560	2	+0.026
				2.607=11		12.434	2	12.335	6	9.920	20	10.813	20	125.4	77.9	48.109	19	+0.634
											Total:	3:10.968	+0.266					
6	19	CAN	EDNEY Sam	2.589	10	12.487	17	12.357	5	9.801	10	10.628	10	123.6	76.8	47.862	9	+0.210
				2.593	=8	12.487	16	12.339	2	9.751	4	10.585	8	126.2	78.4	47.755	4	+0.130
				2.594	11	12.504	14	12.330	8	9.756	14	10.575	11	120.7	75.0	47.759	10	+0.225
				2.599	10	12.492	11	12.313	3	9.726	4	10.515 =4	119.6	74.3	47.645	6	+0.170	
											Total:	3:11.021	+0.319					
7	14	ITA	FISCHNALLER Kevin	2.618	22	12.496	18	12.394	14	9.766	3	10.579	5	124.2	77.1	47.853	8	+0.201
				2.626	23	12.503	17	12.373	9	9.746	2	10.545	3	124.0	77.0	47.793	5	+0.168
				2.612=19		12.490	11	12.321 =5	9.693	1	10.480	1	120.9	75.1	47.596	5	+0.062	
				2.627	15	12.524	16	12.352	10	9.754 =9	10.555	9	123.7	76.8	47.812	8	+0.337	
											Total:	3:11.054	+0.352					
8	6	OAR	REPILOV Roman	2.570	=2	12.466	12	12.373	7	9.782	8	10.585	6	121.4	75.4	47.776	4	+0.124
				2.573	=1	12.468	11	12.370	7	9.742	1	10.587	9	121.5	75.5	47.740	3	+0.115
				2.565	2	12.471	8	12.340	9	9.857	23	10.715	21	126.6	78.6	47.948	15	+0.414
				2.573	=1	12.489	10	12.344	9	9.708	3	10.530	7	121.8	75.7	47.644	5	+0.169
											Total:	3:11.108	+0.406					



Race Analysis
경기 분석 / Analyse de la course


Rk	Bib No.	NOC Code	Name	Start Time	Rk	S-1 Rk	1-2 Rk	2-3 Rk	3-F Rk	Speed (km/h) (mph)	Finish Time	Rk	Time Behind					
9	2	AUT	KINDL Wolfgang	2.641	28	12.456	9	12.496	27	9.789	9	10.573	4	124.6	77.4	47.955	11	+0.303
				2.625	=21	12.523	23	12.403	14	9.766	=5	10.541	2	123.1	76.5	47.858	9	+0.233
				2.620	=21	12.511	16	12.344	11	9.745	9	10.579	12	123.0	76.4	47.799	12	+0.265
				2.630	16	12.504	13	12.275	1	9.663	2	10.449	2	124.2	77.1	47.521	2	+0.046
												Total:	3:11.133	+0.431				
10	10	GER	LANGENHAN Andi	2.581	=7	12.412	2	12.441	20	9.899	21	10.750	20	130.9	81.3	48.083	18	+0.431
				2.573	=1	12.391	1	12.394	13	9.817	12	10.675	14	131.5	81.7	47.850	8	+0.225
				2.580	4	12.392	1	12.321	=5	9.750	=11	10.587	13	126.4	78.5	47.630	7	+0.096
				2.582	3	12.447	3	12.360	14	9.837	18	10.644	15	124.5	77.4	47.870	13	+0.395
												Total:	3:11.433	+0.731				
11	8	LAT	APARJODS Kristers	2.617	=19	12.454	8	12.341	3	9.780	6	10.630	11	122.0	75.8	47.822	6	+0.170
				2.615	18	12.512	20	12.375	10	9.766	=5	10.566	5	125.6	78.1	47.834	6	+0.209
				2.610	17	12.486	10	12.341	10	9.766	15	10.655	18	121.5	75.5	47.858	=13	+0.324
				2.615	13	12.518	15	12.324	5	9.817	16	10.668	17	121.6	75.6	47.942	17	+0.467
												Total:	3:11.456	+0.754				
12	24	CAN	WATTS Reid	2.617	=19	12.531	23	12.427	=16	9.781	7	10.604	7	124.3	77.2	47.960	12	+0.308
				2.633	26	12.505	18	12.404	=15	9.777	8	10.576	7	124.3	77.2	47.895	10	+0.270
				2.627	25	12.536	=21	12.369	12	9.731	6	10.524	6	124.6	77.4	47.787	11	+0.253
				2.631	17	12.529	17	12.362	16	9.749	=7	10.577	10	123.8	76.9	47.848	11	+0.373
												Total:	3:11.490	+0.788				
13	22	OAR	FEDOROV Stepan	2.572	4	12.479	13	12.412	15	9.857	18	10.715	17	123.7	76.8	48.035	13	+0.383
				2.595	=11	12.424	4	12.383	11	9.852	17	10.682	=15	131.2	81.5	47.936	13	+0.311
				2.586	=7	12.470	7	12.382	=16	9.749	10	10.568	10	120.7	75.0	47.755	9	+0.221
				2.573	=1	12.477	8	12.391	18	9.795	15	10.646	16	124.0	77.0	47.882	14	+0.407
												Total:	3:11.608	+0.906				
14	1	OAR	PAVLICHENKO Semen	2.573	5	12.460	=10	12.353	4	10.013	25	10.938	25	125.1	77.7	48.337	24	+0.685
				2.581	6	12.484	15	12.418	18	9.800	9	10.640	10	125.4	77.9	47.923	12	+0.298
				2.583	5	12.498	12	12.380	15	9.725	5	10.530	7	125.6	78.1	47.716	8	+0.182
				2.589	5	12.511	14	12.398	19	9.782	14	10.603	13	124.5	77.4	47.883	15	+0.408
												Total:	3:11.859	+1.157				
15	7	AUT	EGGER Reinhard	2.613	17	12.446	6	12.383	11	9.871	19	10.908	24	123.1	76.5	48.221	20	+0.569
				2.599	=14	12.467	10	12.372	8	9.807	=10	10.658	11	123.0	76.4	47.903	11	+0.278
				2.612	=19	12.521	17	12.386	19	9.792	17	10.652	17	123.8	76.9	47.963	17	+0.429
				2.618	14	12.485	9	12.353	11	9.760	11	10.624	14	126.4	78.5	47.840	10	+0.365
												Total:	3:11.927	+1.225				
16	25	CAN	MALYK Mitchel	2.621	24	12.525	21	12.427	=16	9.824	14	10.678	15	124.6	77.4	48.075	17	+0.423
				2.630	25	12.528	24	12.386	12	9.823	13	10.683	=17	125.2	77.8	48.050	18	+0.425
				2.651	29	12.573	30	12.388	20	9.750	=11	10.590	14	124.1	77.1	47.952	16	+0.418
				2.657	19	12.476	7	12.361	15	9.774	13	10.601	12	126.3	78.5	47.869	12	+0.394
												Total:	3:11.946	+1.244				
17	20	ITA	RIEDER Emanuel	2.596	12	12.484	16	12.430	19	9.840	15	10.690	16	124.4	77.3	48.040	14	+0.388
				2.577	=3	12.475	=12	12.467	26	9.846	16	10.682	=15	124.7	77.5	48.047	17	+0.422
				2.625	24	12.479	9	12.383	18	9.816	19	10.669	19	125.9	78.2	47.972	18	+0.438
				2.594	7	12.495	12	12.381	17	9.827	17	10.785	19	125.1	77.7	48.082	18	+0.607
												Total:	3:12.141	+1.439				



Race Analysis

경기 분석 / Analyse de la course


Rk	Bib No.	NOC Code	Name	Start Time	Rk	S-1 Rk	1-2 Rk	2-3 Rk	3-F Rk	Speed (km/h) (mph)	Finish Time	Rk	Time Behind					
18	23	USA	MORRIS Taylor	2.648	30	12.532	24	12.375	9	9.845	16	10.672	14	128.6	79.9	48.072	15	+0.420
				2.650	29	12.506	19	12.340	3	10.198	34	11.099	32	125.3	77.8	48.793	32	+1.168
				2.655	31	12.561	27	12.370	13	9.752	13	10.520	5	125.9	78.2	47.858=13	+0.324	
				2.661	20	12.546	20	12.355	12	9.747	6	10.515 =4	126.2	78.4	47.824	9	+0.349	
												Total:	3:12.547	+1.845				
19	26	POL	KUROWSKI Maciej	2.630	25	12.517	20	12.386	12	9.849	17	10.721	19	120.8	75.1	48.103	19	+0.451
				2.651	30	12.553	28	12.594	34	9.904	22	10.765	22	123.3	76.6	48.467	24	+0.842
				2.642	27	12.531	20	12.377	14	9.853	22	10.755	24	123.8	76.9	48.158	22	+0.624
				2.637	18	12.536	18	12.357	13	9.761	12	10.594	11	121.5	75.5	47.885	16	+0.410
												Total:	3:12.613	+1.911				
20	17	LAT	KIVLENIEKS Inars	2.577	6	12.483	15	12.428	18	9.945	24	10.841	23	125.8	78.2	48.274	21	+0.622
				2.599=14	14	12.479	14	12.408	17	10.000	28	10.884	25	122.6	76.2	48.370	22	+0.745
				2.586 =7	15	12.510	15	12.454	26	9.829	20	10.687	20	125.6	78.0	48.066	20	+0.532
				2.590	6	12.542	19	12.447	20	9.850	19	10.683	18	121.2	75.3	48.112	20	+0.637
												Total:	3:12.822	+2.120				
21	16	CZE	HYMAN Ondrej	2.638	27	12.553	27	12.532	29	9.885	20	10.716	18	119.7	74.4	48.324	23	+0.672
				2.652	31	12.518	21	12.509	31	9.883	21	10.714	20	122.4	76.1	48.276	20	+0.651
				2.645	28	12.551	26	12.507	30	9.862	24	10.748	23	122.7	76.2	48.313	25	+0.779
												Total:	2:24.913					
22	31	GBR	ROSEN Adam	2.713	38	12.576	30	12.483	26	9.917	22	10.788	22	119.0	73.9	48.477	25	+0.825
				2.709	37	12.568	31	12.466	25	9.905	23	10.762	21	118.8	73.8	48.410	23	+0.785
				2.691	36	12.597	33	12.407	21	9.842	21	10.743	22	118.8	73.8	48.280	23	+0.746
												Total:	2:25.167					
23	35	UKR	DUKACH Anton	2.597	13	12.507	19	12.469	24	10.146	30	11.169	30	123.5	76.7	48.888	27	+1.236
				2.604	16	12.521	22	12.450=22	9.876	20	10.856	23	119.7	74.4	48.307	21	+0.682	
				2.600	13	12.544	25	12.461=27	9.886	25	10.812	25	123.8	76.9	48.303	24	+0.769	
												Total:	2:25.498					
24	21	LAT	DARZNIEKS Arturs	2.610	16	12.541	26	12.449	21	9.925	23	10.780	21	123.3	76.6	48.305	22	+0.653
				2.627	24	12.544	26	12.427	20	10.073	31	11.000	31	119.4	74.2	48.671	29	+1.046
				2.606=14	14	12.536=21	12.409=22	10.077	32	10.974	30	126.2	78.4	48.602	28	+1.068		
												Total:	2:25.578					
25	12	SVK	NINIS Jozef	2.665	32	12.482	14	12.363	6	9.764	2	10.559	2	121.9	75.7	47.833	7	+0.181
				2.661	32	12.475=12	12.364 =5	10.613	39	11.901	38	119.0	73.9	50.014	37	+2.389		
				2.664	33	12.568	28	12.426	24	9.804	18	10.633	15	120.2	74.7	48.095	21	+0.561
												Total:	2:25.942					
26	9	USA	WEST Tucker	2.545	1	12.445	5	12.392	13	10.097	28	11.005	27	127.0	78.9	48.484	26	+0.832
				2.577 =3	3	12.413	2	12.429	21	9.840	14	10.683=17	124.9	77.6	47.942	15	+0.317	
				2.559	1	12.501	13	12.382=16	10.161	35	11.990	40	125.1	77.7	49.593	37	+2.059	
												Total:	2:26.019					
27	15	POL	SOCHOWICZ Mateusz	2.615	18	12.566	29	12.459	22	10.193	33	11.214	31	126.4	78.5	49.047	29	+1.395
				2.608	17	12.574	33	12.480	28	9.867	19	10.674	13	124.3	77.2	48.203	19	+0.578
				2.607	16	12.539	23	12.461=27	10.121	33	11.202	35	129.0	80.1	48.930	31	+1.396	
												Total:	2:26.180					



Race Analysis

경기 분석 / Analyse de la course

Rk	Bib No.	NOC Code	Name	Start Time	Rk	S-1 Rk	1-2 Rk	2-3 Rk	3-F Rk	Speed (km/h) (mph)	Finish Time	Rk	Time Behind					
28	27	AUS	FERLAZZO Alex	2.584	9	12.562	28	12.460	23	9.813	13	10.654	13	121.2	75.3	48.073	16	+0.421
				2.590	7	12.554	29	12.471	27	10.016	29	10.956	29	122.1	75.9	48.587	27	+0.962
				2.606=14		12.570	29	12.863	40	10.326	39	11.166	34	126.7	78.7	49.531	36	+1.997
													Total:	2:26.191				
29	18	ROU	CRETU Valentin	2.608	15	12.656	33	12.725	34	10.069	26	10.972	26	120.9	75.1	49.030	28	+1.378
				2.645	28	12.439	6	12.450=22		10.231	36	11.320	36	117.9	73.2	49.085	33	+1.460
				2.624	23	12.529	19	12.447	25	9.930=27		10.894	28	123.3	76.6	48.424	26	+0.890
													Total:	2:26.539				
30	29	KOR	LIM Namkyu	2.647	29	12.607	31	12.554	30	10.078	27	11.575	36	122.2	75.9	49.461	31	+1.809
				2.641	27	12.572	32	12.528	32	9.925	24	10.925	28	122.8	76.3	48.591	28	+0.966
				2.630	26	12.591	32	12.545	34	9.957	29	10.897	29	122.5	76.1	48.620	29	+1.086
													Total:	2:26.672				
31	39	ROU	TUREA Andrei	2.619	23	12.536	25	12.529	28	10.370	36	11.428	35	121.9	75.7	49.482	32	+1.830
				2.620	19	12.548	27	12.497	29	9.938	25	10.886	26	120.2	74.7	48.489	26	+0.864
				2.611	18	12.541	24	12.529	32	10.323	38	11.310	36	118.7	73.7	49.314	35	+1.780
													Total:	2:27.285				
32	36	GEO	SOGOIANI Giorgi	2.672	33	12.612	32	12.601	31	10.163	31	11.252	32	121.6	75.6	49.300	30	+1.648
				2.663	33	12.640	36	12.617	37	10.116	33	11.115	33	120.4	74.8	49.151	34	+1.526
				2.671	34	12.649	35	12.639	37	10.030	30	11.019	31	118.9	73.9	49.008	33	+1.474
													Total:	2:27.459				
33	34	GBR	STAUDINGER Rupert	2.673	34	12.985	37	12.702	33	10.144	29	11.122	29	121.2	75.3	49.626	33	+1.974
				2.688	36	12.563	30	12.596	35	10.210	35	11.202	34	124.2	77.1	49.259	35	+1.634
				2.656	32	12.581	31	12.516	31	10.056	31	11.148	33	123.2	76.5	48.957	32	+1.423
													Total:	2:27.842				
34	37	IND	KESHAVAN Shiva	2.686	37	13.438	39	13.133	36	10.202	34	11.119	28	117.4	72.9	50.578	36	+2.926
				2.677	34	12.605	35	12.568	33	9.966	26	10.894	27	119.8	74.4	48.710	31	+1.085
				2.699	37	12.764	39	12.630	35	9.930=27		10.877	27	119.8	74.4	48.900	30	+1.366
													Total:	2:28.188				
35	33	SVK	SIMONAK Jakub	2.653	31	13.444	40	13.751	39	10.519	37	11.357	34	124.8	77.5	51.724	38	+4.072
				2.595=11		12.577	34	12.506	30	10.038	30	10.974	30	118.4	73.5	48.690	30	+1.065
				2.653	30	12.630	34	12.492	29	9.924	26	10.823	26	120.3	74.7	48.522	27	+0.988
													Total:	2:28.936				
36	40	KAZ	KOPYRENKO Nikita	2.789	40	12.662	34	12.654	32	10.315	35	11.727	38	115.3	71.6	50.147	35	+2.495
				2.794	40	12.708	37	12.719	38	10.557	37	11.549	37	117.8	73.2	50.327	38	+2.702
				2.793	40	12.671	36	12.538	33	10.160	34	11.082	32	115.8	71.9	49.244	34	+1.710
													Total:	2:29.718				
37	28	BUL	ANGELOV Pavel	2.761	39	13.135	38	13.305	38	10.660	38	11.708	37	120.0	74.5	51.569	37	+3.917
				2.761	39	12.764	38	12.614	36	10.083	32	11.227	35	130.7	81.2	49.449	36	+1.824
				2.756	39	12.864	40	12.779	39	10.226	37	11.469	38	128.0	79.5	50.094	39	+2.560
													Total:	2:31.112				
38	38	TPE	LIEN Te-An	2.679	36	12.941	36	13.258	37	11.102	39	12.141	39	115.8	71.9	52.121	39	+4.469
				2.679	35	12.771	39	12.928	39	10.586	38	12.508	40			51.472	39	+3.847
				2.685	35	12.715	37	12.681	38	10.598	40	11.866	39	114.4	71.1	50.545	40	+3.011
													Total:	2:34.138				




Race Analysis

경기 분석 / Analyse de la course

Rk	Bib No.	NOC Code	Name	Start Time	Rk	S-1 Rk	1-2 Rk	2-3 Rk	3-F Rk	Speed (km/h) (mph)	Finish Time	Rk	Time Behind					
39	30	SLO	SIRSE Tilen	2.675	35	12.812	35	12.861	35	10.192	32	11.347	33	119.2	74.0	49.887	34	+2.235
				2.721	38	13.906	40	18.315	40	11.626	40	12.208	39	104.9	65.2	58.776	40	+11.151
				2.714	38	12.741	38	12.631	36	10.206	36	11.354	37	127.9	79.5	49.646	38	+2.112
Total: 2:38.309																		
40	32	UKR	MANDZIY Andriy	2.637	26	12.529	22	21.534	40	13.160	40	13.075	40	91.6	56.9	1:02.935	40	+15.283
				2.625=21		12.539	25	12.465	24	9.986	27	10.858	24	127.5	79.2	48.473	25	+0.848
				2.620=21		12.527	18	12.409=22		9.791	16	10.634	16	122.9	76.4	47.981	19	+0.447
Total: 2:39.389																		

Legend:

=	Equal sign indicates that two or more competitors share the same rank		
1-2	Segment: 1st to 2nd intermediate point	2-3	Segment: 2nd to 3rd intermediate point
3-F	Segment: 3rd intermediate point to finish	No.	Number
Rk	Rank	S-1	Segment: Start to 1st intermediate point



New Track Records

트랙 신기록 / Nouveaux records de piste

As of SUN 11 FEB 2018

Existing track records prior to the Games

NOC Code	Name	Start Time (sec)	Finish Time (sec)	Date	Competition
USA	WEST Tucker	2.550		19 FEB 2017	WC
ITA	FISCHNALLER Dominik		48.607	19 FEB 2017	WC

Records set during the Games

NOC Code	Name	Start Time (sec)	Finish Time (sec)	Date
USA	WEST Tucker	2.545		10 FEB 2018
AUT	GLEIRSCHER David		47.652	10 FEB 2018
GER	LOCH Felix		47.625	10 FEB 2018
USA	MAZDZER Chris		47.534	11 FEB 2018
ITA	FISCHNALLER Dominik		47.475	11 FEB 2018


Legend:

WC World Cup

XXIII. OLYMPIC WINTER GAMES
PyeongChang 2018, Korea
Luge Feb 05th-15th 2018



3rd Team Captain Meeting: <i>3. Mannschaftsführersitzung</i>	February 11th 2018, 11:30 h in the Finish House, Olympic Sliding Center
Race Director: <i>Rennleiter</i>	Maria Luise Rainer/FIL Opens the 3rd Team Captains Meeting on the occasion of the XXIII. Olympic Winter Games 2018 in PyeongChang/KOR and welcomes the FIL Representative, President Mr. Josef Fendt, Representatives from 24 nations and the assigned Jury and TDs. <i>Eröffnet die 3. Mannschaftsführersitzung anlässlich der XXIII. Olympischen Winterspiele 2018 in PyeongChang/KOR und begrüßt den FIL- Repräsentanten, Präsident Herrn Josef Fendt sowie Vertreter aus 24 Nationen und die Jury und TD herzlich Willkommen.</i>
FIL Representative: <i>Repräsentant der FIL</i>	FIL President, Mr. Josef Fendt/GER Informs the meeting that the IOC President Dr. Thomas Bach is visiting us at the tonight's Men's Final and also for the Team Relay competition. <i>Informiert die Sitzung, dass uns IOC-Präsident Dr. Thomas Bach beim heutigen Herren-Finale und zum Team-Staffel Wettbewerb besuchen wird.</i>
IF Technical Delegates: <i>IF Technische Delegierte</i>	Ms Claire DelNegro/FIL Mr. Björn Dyr Dahl/FIL
Jury Chair and Members: <i>Jury VS und Mitglieder</i>	Mr. Atis Strenga/LAT Chair, Mr. Mark Grimmette/USA, Mr. Stefan Riegel/GER
Technical Delegate: <i>Technisch Delegierte</i>	Mr. Christian Eigentler/FIL, Mr. Reto Gilly/SUI, Mr. Sungsik Shin/KOR
Luge Sport Manager: <i>Rennrodel Sport Manager</i>	Ms Jeeyoun Jenny LEE/KOR
Race Doctor: <i>Rennarzt</i>	Dr. Hong-Geun Jung/KOR
Track Chief: <i>Bahnleiter</i>	Mr. Yeongseong Choi/KOR
Ice meister: <i>Eismeister</i>	Mr. Robb Zirnhelt/CAN
FIL Track Commission Chair: <i>FIL Bahnbaukommissions-VS</i>	Mr. Markus Aschauer/GER
Race Director: <i>Rennleiter</i>	Ms Maria Luise Rainer/FIL
Raceorganization: <i>Rennleitung</i>	Assistant race director/Rennleiter Stellvertreter Mr.Kyungyoung LEE Start chief/Startleiter: Mr. Yongseong JEON Finish Leader/Zielleiter: Mr. Sungwoong PARK Track chief/Bahnleiter: Mr.Yeongseong Choi/KOR
Roll call Nations: <i>Anwesenheit der Nationen</i>	ARG, AUS, AUT, BUL, CAN, CRO, CZE, GBR, GEO, GER, IND, ITA, KAZ, KOR, LAT, OAR, POL, ROU, SLO, SUI, SVK, TPE, UKR, USA 24 Nationen
Detailed Schedule: Women's Race <i>Detaillierter Zeitplan: Damen</i>	Hand out # 1 <i>Tischvorlage</i>
Draw of Group A: by name <i>Auslosung der Gesetztengruppe A</i>	A - Women / Damen (1 – 6 / 7 – 12)
Draw of Group B, and C by nation: <i>Auslosung der Gruppe B, und C nach Nation</i>	B - Women / Damen (13 – 24) C - Women / Damen (25 – 30)



Weight sheet: Women <i>Wiegelliste: Damen</i>	Hand out # 2 <i>Tischvorlage</i>
Bibs: <i>Startnummern</i>	The bibs for the discipline Women Single were handed out at the team captain meeting. <i>Startnummern für die Disziplin Damen Einsitzer wurden an der Mannschaftsführersitzung ausgegeben.</i>
Call to start in the competition: <i>Startaufruf im Wettkampf</i>	The athlete with bib # 1 must go to the start area within two minutes of being called. The first starter of the competition announces to the start leader when he is ready. <i>Der Athlet mit Startnummer 1 hat sich innerhalb von zwei Minuten nach Startaufruf zum Start zu begeben.</i> <i>Der 1. Starter gibt dem Startleiter bekannt, wenn er bereit ist.</i>
Additional information; Final Run /R 4: <i>Zusätzliche Information; Finallauf</i>	The top 5 ranked athletes (after the 3rd Run) in the Final Run will go with a 2'15 interval. <i>Die Top 5 Platzierten (nach dem dritten Rennlauf) werden im Finallauf einen 2'15 Intervall fahren.</i>
Arm bands: <i>Armbänder</i>	Armbands for Start and finish were handed out already at the 2nd TCM <i>Armbänder für Start und Ziel sind bereits bei der 2. MFS ausgegeben worden.</i>
Pit Lane for sled preparation: <i>Boxengasse für Schlittenpreparation</i>	At the <u>men's start</u> is an area designated which can be used for the sled preparation. Working tables for this, are available. <i>Am <u>Herrenstart</u> ist ein Bereich ausgewiesenen der für die Schlittenpreparation genutzt werden kann. Arbeitstische dafür, stehen zur Verfügung.</i>
Finish outrun: <i>Zielauslauf</i>	In the finish area will be an arranged zone where the athlete must leave the track without any help. An escort in this zone is not allowed. Each athlete has to go after the 2nd Run and after the Final Run through the designated Mixed Zone. <i>Im Auslauf wird eine Zone festgelegt, die der Athlet ohne fremde Hilfe verlassen muss. Eine Begleitung durch Betreuer ist in dieser Zone nicht gestattet.</i> <i>Jeder Athlet muss nach dem 2. Rennlauf und dem Finallauf durch die ausgewiesenen Mixed Zone gehen.</i>
Doping Controls: <i>Doping Kontrollen</i>	The accreditation and the FIL license must be submitted for doping control. The FIL licenses are carried by the doping officer. <i>Die Akkreditierung <u>und</u> die FIL Lizenz müssen zur Dopingkontrolle vorgelegt werden. Die FIL Lizenzen werden vom Doping Beauftragten mitgeführt.</i>
FIL marked line: <i>FIL Markierungslinie</i>	FIL marking line before the finish time: Exit C15, from this line paddling or pushing to reach the finish is no longer allowed. Misconduct will be sanctioned with DSQ. <i>FIL Markierungslinie vor der Zielzeitnahme: Ausfahrt K 15, ab dieser Linie ist Paddeln oder Anschieben, zur Erreichung des Ziels, nicht mehr erlaubt.</i> <i>Fehlverhalten wird mit DSQ sanktioniert.</i>
Miscellaneous: <i>Allfälliges</i>	<ul style="list-style-type: none"> - Please take in consideration that smoking is not allowed in any athlete zone. - <i>Das Rauchen in Athleten Zonen ist nicht erlaubt. Bitte um Beachtung.</i>
General Information: <i>Generelle Information</i>	The sidewalks along the track are accessible for athletes and coaches till 10 minutes prior to the competition. <i>Die Gehwege, entlang der Bahn sind bis 10 Minuten vor Wettkampfbeginn für Athleten und Trainer zugänglich.</i>
Additional Information on Rule 50: <i>Zusätzliche Information Regulation 50</i>	In regards to Rule 50 racing equipment and clothing of the athletes has been checked and teams have been informed. Please make sure that athlete Pack bags and coaches clothing also conform to rule 50.


	<p><i>In Bezug auf die Regulation 50 wurde die Ausrüstung und Kleidung der Athleten überprüft und die Teams informiert. Bitte stellen Sie sicher, dass auch die Athleten-Rucksäcke und die Bekleidung der Trainer der Regulation 50 entsprechen.</i></p>
<p>Training schedule Day 9 & 10: <i>Trainingsplan Tag 9 & 10</i></p>	<p>Hand out # 3 <i>Tischvorlage</i></p>
<p>Nation Ranking: <i>Nationen Platzierung</i></p>	<p>Hand out # 4 <i>Tischvorlage</i></p>
<p>Registration Form Team Relay: <i>Meldeliste Team-Relay</i></p>	<p>Hand out # 5 <i>Tischvorlage</i></p>
<p>Team Relay: <i>Team-Staffel</i></p>	<p>The Team Relay Registration has to be submitted to the Race office till Feb 13th 2018, 10:30 PM in written. Final name entry till Feb 14th, 10:30 PM to the Race Director. <i>Die Team-Staffel Meldung muss bis zum 13.02.2018, 22:30 h im Rennbüro schriftlich eingereicht werden. Finale namentliche Meldung bis 14.02.2018, 22:30 h an den Rennleiter.</i></p>
<p>Additional Information: <i>Zusätzliche Information</i></p>	<p>The Doubles Training on Monday, Day 2 Run 3 & 4 is going to be televised. <i>Der Doppelsitzer Training am Montag, Tag 2, Lauf 3 & 4 wird im Fernsehen übertragen.</i></p>
<p>Additional Information Medical Service: <i>Zusätzliche Information Medizinischer Dienst</i></p>	<p>If medical assistance is needed, please go to the medical station in the finish house. If there is any issue please contact myself and I will pass on the information Dr. Eugene Byrne/USA. He is acting as the FIL medical officer at these OWG. <i>Wenn medizinische Hilfe benötigt wird, gehen Sie bitte zur medizinischen Station im Zielhaus. Wenn es ein Problem gibt, bitte kontaktieren Sie mich und ich werde die Informationen Dr. Eugene Byrne/USA weitergeben. Dr. Byrne ist als offizieller FIL-Arzt zu den OWG eingeteilt.</i></p>
<p>Request: AUT <i>Anfrage</i></p>	<p>What are the procedures (with cold weather) for Men's Race Run 3 in the Leader Box at the finish? <i>Wie sind die Abläufe (bei Kälte) zum 3. Rennlauf Herren in der „Leader Box“ am Ziel?</i></p>
<p>Answer: MLR <i>Antwort</i></p>	<p>The Leader Box will be in use for the top 10 sleds of Run 3. Athletes are allowed to wear Team Jackets in the Leader Box. <i>Die „Leader Box“ wird mit den Top 10 Schlitten im 3. Rennlauf besetzt sein. Athleten können Team Jacken in der „Leader Box“ tragen.</i></p>
<p>4th TCM and Draw for Doubles: <i>4. MFS und Auslosung Doppelsitzer</i></p>	<p>Tuesday, Feb 13th 2018 at 12:00 at the Finish House <i>Dienstag, 13.02.2018 um 12:00 h im Zielhaus</i></p>
<p>End of Meeting: <i>Ende der Sitzung</i></p>	<p>The race director thanks for the attention and wishes all participants good training and successful competitions. End of the team captains meeting at 11:50 AM. <i>Der Rennleiter bedankt sich für die Aufmerksamkeit und wünscht allen Teilnehmern gute Trainingstage und erfolgreiche Wettkämpfe. Ende der Mannschaftsführersitzung um 11:50 h.</i></p>

For the minutes: Maria Luise Rainer, RD

Jury Chair
 Atis Strenga/LAT

Race Director
 Maria Luise Rainer/FIL





Medallists

메달리스트 / Médaillé(e)s

As of TUE 13 FEB 2018

Medal	Name	NOC
GOLD	GEISENBERGER Natalie	GER - Germany
SILVER	EITBERGER Dajana	GER - Germany
BRONZE	GOUGH Alex	CAN - Canada




Final Results

최종 경기결과 / Résultats définitifs

Track Records				
Name	NOC Code	Start Time	Finish Time	Date
HUEFNER Tatjana	GER	4.302		12 FEB 2018
BRITCHER Summer	USA		46.132	12 FEB 2018


Rk	Bib No.	NOC Code	Name	Start Time	Rk	Int. 1 Rk	Int. 2 Rk	Int. 3 Rk	Speed (km/h) (mph)	Finish Time	Rk	Time Behind	RM			
1	6	GER	GEISENBERGER Natalie	4.334	4	16.337	2	24.259	2	34.950	1	113.5	70.5	46.245	1	0.000
				4.329	3	16.337	3	24.221	2	34.907	2	114.8	71.3	46.209	3	+0.077
				4.318	3	16.302	2	24.197	1	34.935	1	115.3	71.6	46.280	1	0.000
				4.320	1	16.344	1	24.276	1	35.065	1	112.1	69.6	46.498	2	+0.050
				Total:		3:05.232		0.000								
2	5	GER	EITBERGER Dajana	4.361	=8	16.393	7	24.287	4	35.020	4	118.9	73.8	46.381	7	+0.136
				4.359	10	16.354	=4	24.238	3	34.916	3	119.9	74.5	46.193	2	+0.061
				4.365	=9	16.421	8	24.326	6	35.133	6	120.8	75.1	46.577	7	+0.297
				4.359	6	16.376	2	24.325	2	35.089	2	117.9	73.2	46.448	1	0.000
				Total:		3:05.599		+0.367								
3	11	CAN	GOUGH Alex	4.361	=8	16.396	8	24.298	5	35.016	3	111.4	69.2	46.317	2	+0.072
				4.345	6	16.354	=4	24.262	5	35.002	5	110.1	68.4	46.328	4	+0.196
				4.330	4	16.331	3	24.247	3	35.033	3	111.2	69.1	46.425	3	+0.145
				4.347	4	16.407	5	24.350	4	35.157	3	111.0	68.9	46.574	3	+0.126
				Total:		3:05.644		+0.412								
4	2	GER	HUEFNER Tatjana	4.302	1	16.288	1	24.215	1	34.956	2	113.7	70.6	46.322	3	+0.077 SR
				4.323	2	16.325	2	24.241	4	34.968	4	114.3	71.0	46.339	6	+0.207
				4.310	=1	16.296	1	24.227	2	34.991	2	113.0	70.2	46.392	2	+0.112
				4.341	3	16.377	3	24.332	3	35.158	4	111.9	69.5	46.660	5	+0.212
				Total:		3:05.713		+0.481								
5	7	CAN	McRAE Kimberley	4.340	5	16.388	6	24.325	8	35.041	6	114.5	71.1	46.339	4	+0.094
				4.352	7	16.437	8	24.387	=10	35.118	9	114.8	71.3	46.449	8	+0.317
				4.350	6	16.415	6	24.366	8	35.117	4	114.2	70.9	46.480	4	+0.200
				4.357	5	16.452	8	24.422	9	35.218	5	112.1	69.7	46.610	4	+0.162
				Total:		3:05.878		+0.646								
6	1	USA	HAMLIN Erin	4.357	7	16.397	9	24.318	7	35.061	7	113.9	70.8	46.357	6	+0.112
				4.392	14	16.464	14	24.349	8	35.041	6	113.3	70.4	46.333	5	+0.201
				4.389	15	16.465	13	24.399	12	35.160	10	111.5	69.3	46.506	5	+0.226
				4.390	12	16.454	9	24.370	6	35.226	6	107.3	66.6	46.716	8	+0.268
				Total:		3:05.912		+0.680								
7	22	ROU	STRAMATURARU Raluca	4.389	17	16.487	14	24.408	12	35.137	8	113.0	70.2	46.469	8	+0.224
				4.399	16	16.483	16	24.406	14	35.158	13	112.4	69.8	46.532	12	+0.400
				4.385	14	16.453	12	24.374	10	35.157	9	112.3	69.8	46.606	9	+0.326
				4.411	16	16.511	14	24.445	11	35.265	9	119.6	74.3	46.681	6	+0.233
				Total:		3:06.288		+1.056								
8	20	KOR	FRISCH Aileen Christina	4.313	2	16.345	3	24.271	3	35.022	5	112.4	69.8	46.350	5	+0.105
				4.334	4	16.374	6	24.310	7	35.061	7	112.5	69.9	46.456	9	+0.324
				4.310	=1	16.366	5	24.312	5	35.132	5	111.7	69.4	46.751	13	+0.471
				4.336	2	16.427	6	24.412	8	35.292	11	112.4	69.8	46.843	11	+0.395
				Total:		3:06.400		+1.168								



Final Results

최종 경기결과 / Résultats définitifs


Rk	Bib No.	NOC Code	Name	Start Time	Rk	Int. 1 Rk	Int. 2 Rk	Int. 3 Rk	Speed (km/h) (mph)	Finish Time	Rk	Time Behind	RM			
9	15	AUT	EGLE Madeleine	4.385	14	16.465	12	24.415	13	35.249	16	111.2	69.1	46.726	14	+0.481
				4.400	17	16.462	13	24.389	12	35.218	16	115.3	71.6	46.646	14	+0.514
				4.373	12	16.435	9	24.372	9	35.152	8	107.8	67.0	46.541	6	+0.261
				4.394	13	16.495	13	24.456	12	35.257	8	109.4	68.0	46.696	7	+0.248
										Total:	3:06.609		+1.377			
10	8	ITA	VOETTER Andrea	4.387=	15	16.469	13	24.438	14	35.219	11	112.9	70.1	46.577	10	+0.332
				4.403	18	16.500	18	24.453	19	35.179	14	112.9	70.1	46.483	11	+0.351
				4.392	17	16.576	21	24.601	22	35.439	16	112.1	69.7	46.907	15	+0.627
				4.406	15	16.566	17	24.565	17	35.417	16	111.3	69.2	46.892	13	+0.444
										Total:	3:06.859		+1.627			
11	10	SUI	KOCHER Martina	4.342	6	16.378	5	24.364	10	35.242	15	115.3	71.6	46.837	17	+0.592
				4.368	11	16.390	7	24.306	6	35.122	10	113.8	70.7	46.657	15	+0.525
				4.366	11	16.416	7	24.365	7	35.179	11	114.0	70.8	46.638	11	+0.358
				4.363	7	16.401	4	24.367	5	35.230	7	115.7	71.9	46.761	10	+0.313
										Total:	3:06.893		+1.661			
12	16	LAT	ZIRNE Ulla	4.414	20	16.539	21	24.457	16	35.175	10	109.9	68.2	46.471	9	+0.226
				4.413	20	16.491	17	24.412	15	35.111	8	112.7	70.0	46.409	7	+0.277
				4.431	23	16.542	20	24.499	17	35.498	18	115.5	71.7	47.327	22	+1.047
				4.422	17	16.553	16	24.526	15	35.369	14	111.7	69.4	46.895	14	+0.447
										Total:	3:07.102		+1.870			
13	21	CAN	APSHKRUM Brooke	4.441	25	16.626	25	24.620	25	35.416	20	109.0	67.7	46.834	16	+0.589
				4.430	25	16.576	24	24.550	24	35.363	22	113.5	70.5	46.839	18	+0.707
				4.434	24	16.581	22	24.545	20	35.377	15	112.3	69.8	46.905	14	+0.625
				4.433	19	16.594	19	24.600	19	35.476	17	111.8	69.5	46.983	15	+0.535
										Total:	3:07.561		+2.329			
14	3	ITA	ROBATSCHER Sandra	4.392	18	16.495=	16	24.454	15	35.238=	12	112.8	70.1	46.620	12	+0.375
				4.388	13	16.481	15	24.398	13	35.436	24	115.0	71.5	47.116	24	+0.984
				4.377	13	16.488	15	24.591	21	35.523	21	110.7	68.8	47.083	17	+0.803
				4.379	10	16.471	11	24.458	13	35.272	10	113.0	70.2	46.746	9	+0.298
										Total:	3:07.565		+2.333			
15	13	OAR	BATURINA Ekaterina	4.387=	15	16.531	20	24.591=	22	35.524	22	111.7	69.4	47.122	21	+0.877
				4.355	9	16.443	10	24.421	16	35.227	17	108.2	67.2	46.700	16	+0.568
				4.365	=9	16.451=	10	24.421	13	35.211	13	111.5	69.3	46.675	12	+0.395
				4.369	8	16.490	12	24.495	14	35.350	13	106.9	66.4	47.122	17	+0.674
										Total:	3:07.619		+2.387			
16	12	LAT	CAUCE Eliza	4.383	13	16.437	11	24.378	11	35.538	23	112.0	69.6	47.458	25	+1.213
				4.379	12	16.459	12	24.387=	10	35.127=	11	113.8	70.7	46.477	10	+0.345
				4.364	8	16.451=	10	24.395	11	35.196	12	113.4	70.4	46.624	10	+0.344
				4.370	9	16.469	10	24.433	10	35.410	15	116.9	72.6	47.092	16	+0.644
										Total:	3:07.651		+2.419			
17	17	AUT	PROCK Hannah	4.429	23	16.557	22	24.508=	20	35.241	14	114.9	71.4	46.622	13	+0.377
				4.428	24	16.532	22	24.478	21	35.200	15	115.8	71.9	46.585	13	+0.453
				4.405	19	16.523	18	24.475	15	35.777	24	111.7	69.4	47.743	25	+1.463
				4.426	18	16.570	18	24.541	16	35.327	12	114.3	71.0	46.854	12	+0.406
										Total:	3:07.804		+2.572			



Final Results

최종 경기결과 / Résultats définitifs

Rk	Bib No.	NOC Code	Name	Start Time	Rk	Int. 1 Rk	Int. 2 Rk	Int. 3 Rk	Speed (km/h) (mph)	Finish Time	Rk	Time Behind	RM			
18	24	KOR	SUNG Eunryung	4.380	12	16.500	18	24.501	19	35.354	17	112.6	69.9	46.918	18	+0.673
				4.394	15	16.501	19	24.504	23	35.323	20	112.6	69.9	46.851	20	+0.719
				4.391	16	16.510	16	24.517	18	35.463	17	110.7	68.8	47.205	18	+0.925
				4.402	14	16.538	15	24.579	18	35.546	18	111.3	69.1	47.276	18	+0.828
										Total:	3:08.250		+3.018			
19	4	USA	BRITCHER Summer	4.328	3	16.365	4	24.300	6	35.238=12	118.0	73.3	46.829	15	+0.584	
				4.316	1	16.296	1	24.186	1	34.866	1	117.4	72.9	46.132	1	0.000 TR
				4.331	5	16.358	4	24.289	4	35.150	7	108.5	67.4	46.603	8	+0.323
				4.469	20	17.353	20	25.751	20	36.977	19	106.5	66.1	48.770	19	+2.322
										Total:	3:08.334		+3.102			
20	14	POL	KULS-KUSYK Ewa	4.375	11	16.495=16	24.508=20	35.402	19	110.9	68.9	47.037	20	+0.792		
				4.353	8	16.455	11	24.460	20	35.332	21	111.8	69.5	46.933	22	+0.801
				4.395	18	16.517	17	24.540	19	35.506	19	110.4	68.6	47.212	19	+0.932
										Total:	2:21.182					
21	30	UKR	SHKHUMOVA Olena	4.457	29	16.627	26	24.628	26	35.466	21	109.3	67.9	46.950	19	+0.705
				4.468	30	16.641	27	24.617	26	35.426	23	109.1	67.8	46.844	19	+0.712
				4.473=28	16.707	28	24.729	28	35.843	26	112.0	69.6	47.751	26	+1.471	
										Total:	2:21.545					
22	9	LAT	APARJODE Kendija	4.415	21	16.503	19	24.471	18	35.361	18	111.8	69.5	48.103	27	+1.858
				4.421=21	16.520	21	24.449	18	35.302	19	108.8	67.6	46.927	21	+0.795	
				4.416	21	16.540	19	24.481	16	35.522	20	114.5	71.2	47.296	21	+1.016
										Total:	2:22.326					
23	27	SVK	SIMONAKOVA Katarina	4.443=26	16.645	27	24.703	27	35.657	25	110.3	68.5	47.428	24	+1.183	
				4.450	26	16.626	26	24.706	28	35.752	26	111.4	69.2	47.606	25	+1.474
				4.435	25	16.634	25	24.674	27	35.700	23	111.0	68.9	47.538	23	+1.258
										Total:	2:22.572					
24	25	ARG	RAVENNA Veronica Maria	4.439	24	16.608	24	24.600	24	35.539	24	109.0	67.7	47.175	22	+0.930
				4.459=27	16.672	28	24.664	27	35.829	27	108.7	67.6	47.788	26	+1.656	
				4.444	27	16.653	27	24.664	25	35.836	25	109.1	67.8	47.739	24	+1.459
										Total:	2:22.702					
25	19	POL	WOJTUSCISZYN Natalia	4.421	22	16.492	15	24.458	17	36.201	28	111.5	69.3	49.133	29	+2.888
				4.423	23	16.542	23	24.500	22	35.294	18	112.5	69.9	46.736	17	+0.604
				4.412	20	16.607	24	24.643	24	35.534	22	112.0	69.6	47.290	20	+1.010
										Total:	2:23.159					
26	29	CZE	NOSKOVA Tereza	4.443=26	16.782	30	24.914	30	35.980	27	108.5	67.4	47.813	26	+1.568	
				4.459=27	16.677	29	24.737	29	35.967	28	110.1	68.4	48.132	27	+2.000	
				4.443	26	16.606	23	24.632	23	35.881	27	112.8	70.1	47.921	27	+1.641
										Total:	2:23.866					
27	26	CRO	OBRATOV Daria	4.454	28	16.758	29	24.888	29	36.253	29	112.4	69.8	48.615	28	+2.370
				4.462	29	16.728	30	24.889	30	36.104	29	109.9	68.3	48.252	28	+2.120
				4.473=28	16.960	29	25.205	29	36.476	29	107.3	66.6	48.686	29	+2.406	
										Total:	2:25.553					



Final Results

최종 경기결과 / Résultats définitifs

Rk	Bib No.	NOC Code	Name	Start Time	Rk	Int. 1 Rk	Int. 2 Rk	Int. 3 Rk	Speed (km/h) (mph)	Finish Time	Rk	Time Behind	RM		
28	28	UKR	STETSKIV Olena	4.408	19	16.571	23	24.591=22	36.677	30	111.1	69.0	50.599	30	+4.354
				4.421=21	16.581	25	24.579	25	35.456	25	111.5	69.2	48.303	29	+2.171
				4.426	22	16.635	26	24.669	26	35.886	28	115.1	71.5	47.929	28
				Total: 2:26.831											
23	USA	SWEENEY Emily	4.365	10	16.435	10	24.360	9	35.170	9	117.0	72.7	46.595	11	+0.350
			4.344	5	16.440	9	24.366	9	35.127=11	114.2	70.9	46.960	23	+0.828	
			4.355	7	16.473	14	24.456	14	35.257	14	112.2	69.7	46.917	16	+0.637
			4.389	11	16.451	7	24.397	7			110.7	68.7			DNF
18	AUT	PLATZER Birgit	4.496	30	16.719	28	24.730	28	35.690	26	111.1	69.0	47.318	23	+1.073
			4.405	19	16.512	20	24.438	17							DNF


Note:

The above results do not reflect possible disqualification due to technical check or doping.

Legend:

= Equal sign indicates that two or more competitors share the same rank

DNF Did Not Finish **Int.** Intermediate time **No.** Number **Rk** Rank



Competition Data

경기 데이터 / Données de compétition

Participants									
ARG (1)	AUT (3)	CAN (3)	CRO (1)	CZE (1)	GER (3)	ITA (2)	KOR (2)	LAT (3)	OAR (1)
POL (2)	ROU (1)	SUI (1)	SVK (1)	UKR (2)	USA (3)				


Records set prior to the Game		
	Start Time	Finish Time
Time	4.304	46.792
Date	18 FEB 2017	18 FEB 2017
Names	HUEFNER Tatjana	IVANOVA Tatyana
NOC Code	GER	RUS

Records set during the Games			
NOC Code	Name	Start Time	Finish Time
GER	HUEFNER Tatjana	4.302	
GER	GEISENBERGER Natalie		46.245
USA	BRITCHER Summer		46.132

Weather Conditions									
	19:30	20:00	20:30	21:00	21:30	22:00	22:30		
Overall Weather Conditions	Mostly cloudy	Mostly cloudy	Mostly cloudy	Mostly cloudy	Mostly cloudy	Mostly cloudy	Mostly cloudy		
Air Temperature (°C/F)	-11.4/11.4	-11.6/11.1	-11.6/11.1	-11.7/10.9	-11.7/10.9	-11.8/10.7	-11.7/10.9		
Ice Temperature (°C/F)	-8.5/16	-8.5/16	-8.5/16	-8.2/17	-8.2/17	-8.2/17	-8.2/17		
Wind Speed (m/s)	2.5	2.6	2.1	2.5	2.3	2.3	2.1		

Official Decisions						
Participant(s)	Run:	Bib No:	NOC Code:	Run:	Bib No:	NOC Code:
Explanation	None			None		

List of Officials			
Technical Delegate	DELNEGRO Claire	Technical Delegate	DYRDAHL Bjoern
FIL Technical Delegate	EIGENTLER Christian	FIL Technical Delegate	GILLY Reto
FIL Technical Delegate	SHIN Sung Sik	President of the Jury	STRENGA Atis
Member of the Jury	GRIMMETTE Mark	Member of the Jury	RIEGEL Stefan
Race Director	RAINER Maria Luise	Technical Official	LEE Jeeyoun
Chief of the Track	CHOI Yeongseong		



Competition Data

경기 데이터 / Données de compétition

Participants									
ARG (1)	AUT (3)	CAN (3)	CRO (1)	CZE (1)	GER (3)	ITA (2)	KOR (2)	LAT (3)	OAR (1)
POL (2)	ROU (1)	SUI (1)	SVK (1)	UKR (2)	USA (3)				

Records set prior to the Game		
	Start Time	Finish Time
Time	4.304	46.792
Date	18 FEB 2017	18 FEB 2017
Names	HUEFNER Tatjana	IVANOVA Tatyana
NOC Code	GER	RUS

Records set during the Games			
NOC Code	Name	Start Time	Finish Time
GER	HUEFNER Tatjana	4.302	
GER	GEISENBERGER Natalie		46.245
USA	BRITCHER Summer		46.132

Weather Conditions										
	19:00	19:30	20:00	20:30	21:00	21:30	22:00			
Overall Weather Conditions	Light snow	Light snow	Light snow	Light snow	Mostly cloudy	Mostly cloudy	Mostly cloudy			
Air Temperature (°C/F)	-5.2/22.6	-5.1/22.8	-5.0/23.0	-4.7/23.5	-4.6/23.7	-4.4/24.0	-4.4/24.0			
Ice Temperature (°C/F)	-6.6/20	-6.6/20	-6.6/20	-6.2/20	-6.2/20	-6.2/20	-6.2/20			
Wind Speed (m/s)	3.9	3.6	3.5	3.6	3.5	4.0	3.7			

Official Decisions						
Participant(s)	Run:	Bib No:	NOC Code:	Run:	Bib No:	NOC Code:
Explanation	None			None		

List of Officials			
Technical Delegate	DELNEGRO Claire	Technical Delegate	DYRDAHL Bjoern
FIL Technical Delegate	EIGENTLER Christian	FIL Technical Delegate	GILLY Reto
FIL Technical Delegate	SHIN Sung Sik	President of the Jury	STRENGA Atis
Member of the Jury	GRIMMETTE Mark	Member of the Jury	RIEGEL Stefan
Race Director	RAINER Maria Luise	Technical Official	LEE Jeeyoun
Chief of the Track	CHOI Yeongseong		




Race Analysis

경기 분석 / Analyse de la course

Track Records				
Name	NOC Code	Start Time	Finish Time	Date
HUEFNER Tatjana	GER	4.302		12 FEB 2018
BRITCHER Summer	USA		46.132	12 FEB 2018

Rk	Bib No.	NOC Code	Name	Start Time	Rk	S-1 Rk	1-2 Rk	2-3 Rk	3-F Rk	Speed (km/h) (mph)	Finish Time	Rk	Time Behind					
1	6	GER	GEISENBERGER Natalie	4.334	4	12.003	2	7.922	6	10.691	1	11.295	1	113.5	70.5	46.245	1	0.000
				4.329	3	12.008	4	7.884	=1	10.686	3	11.302	5	114.8	71.3	46.209	3	+0.077
				4.318	3	11.984	1	7.895	1	10.738	1	11.345	1	115.3	71.6	46.280	1	0.000
				4.320	1	12.024	2	7.932	2	10.789	3	11.433	5	112.1	69.6	46.498	2	+0.050
												Total:	3:05.232	0.000				
2	5	GER	EITBERGER Dajana	4.361	=8	12.032	=3	7.894	1	10.733	=6	11.361	9	118.9	73.8	46.381	7	+0.136
				4.359	10	11.995	2	7.884	=1	10.678	1	11.277	2	119.9	74.5	46.193	2	+0.061
				4.365	=9	12.056	=6	7.905	2	10.807	11	11.444	8	120.8	75.1	46.577	7	+0.297
				4.359	6	12.017	1	7.949	6	10.764	1	11.359	1	117.9	73.2	46.448	1	0.000
												Total:	3:05.599	+0.367				
3	11	CAN	GOUGH Alex	4.361	=8	12.035	5	7.902	2	10.718	=3	11.301	5	111.4	69.2	46.317	2	+0.072
				4.345	6	12.009	5	7.908	5	10.740	=10	11.326	7	110.1	68.4	46.328	4	+0.196
				4.330	4	12.001	3	7.916	3	10.786	7	11.392	5	111.2	69.1	46.425	3	+0.145
				4.347	4	12.060	5	7.943	4	10.807	6	11.417	4	111.0	68.9	46.574	3	+0.126
												Total:	3:05.644	+0.412				
4	2	GER	HUEFNER Tatjana	4.302	1	11.986	1	7.927	9	10.741	8	11.366	10	113.7	70.6	46.322	3	+0.077
				4.323	2	12.002	3	7.916	=6	10.727	8	11.371	10	114.3	71.0	46.339	6	+0.207
				4.310	=1	11.986	2	7.931	=5	10.764	4	11.401	6	113.0	70.2	46.392	2	+0.112
				4.341	3	12.036	3	7.955	7	10.826	9	11.502	10	111.9	69.5	46.660	5	+0.212
												Total:	3:05.713	+0.481				
5	7	CAN	McRAE Kimberley	4.340	5	12.048	9	7.937	11	10.716	2	11.298	4	114.5	71.1	46.339	4	+0.094
				4.352	7	12.085	13	7.950	18	10.731	9	11.331	8	114.8	71.3	46.449	8	+0.317
				4.350	6	12.065	9	7.951	13	10.751	2	11.363	3	114.2	70.9	46.480	4	+0.200
				4.357	5	12.095	10	7.970	11	10.796	4	11.392	2	112.1	69.7	46.610	4	+0.162
												Total:	3:05.878	+0.646				
6	1	USA	HAMLIN Erin	4.357	7	12.040	8	7.921	=4	10.743	9	11.296	=2	113.9	70.8	46.357	6	+0.112
				4.392	14	12.072	9	7.885	3	10.692	4	11.292	3	113.3	70.4	46.333	5	+0.201
				4.389	15	12.076	11	7.934	7	10.761	3	11.346	2	111.5	69.3	46.506	5	+0.226
				4.390	12	12.064	7	7.916	1	10.856	13	11.490	9	107.3	66.6	46.716	8	+0.268
												Total:	3:05.912	+0.680				
7	22	ROU	STRAMATURARU Raluca	4.389	17	12.098	16	7.921	=4	10.729	5	11.332	7	113.0	70.2	46.469	8	+0.224
				4.399	16	12.084	12	7.923	10	10.752	13	11.374	11	112.4	69.8	46.532	12	+0.400
				4.385	14	12.068	10	7.921	4	10.783	6	11.449	9	112.3	69.8	46.606	9	+0.326
				4.411	16	12.100	12	7.934	3	10.820	8	11.416	3	119.6	74.3	46.681	6	+0.233
												Total:	3:06.288	+1.056				
8	20	KOR	FRISCH Aileen Christina	4.313	2	12.032	=3	7.926	8	10.751	10	11.328	6	112.4	69.8	46.350	5	+0.105
				4.334	4	12.040	7	7.936	16	10.751	12	11.395	13	112.5	69.9	46.456	9	+0.324
				4.310	=1	12.056	=6	7.946	11	10.820	13	11.619	16	111.7	69.4	46.751	13	+0.471
				4.336	2	12.091	8	7.985	14	10.880	16	11.551	15	112.4	69.8	46.843	11	+0.395
												Total:	3:06.400	+1.168				




Race Analysis
경기 분석 / Analyse de la course

Rk	Bib No.	NOC Code	Name	Start Time	Rk	S-1 Rk	1-2 Rk	2-3 Rk	3-F Rk	Speed (km/h) (mph)	Finish Time	Rk	Time Behind					
9	15	AUT	EGLE Madeleine	4.385	14	12.080	13	7.950	13	10.834	15	11.477	15	111.2	69.1	46.726	14	+0.481
				4.400	17	12.062	8	7.927	13	10.829	21	11.428	15	115.3	71.6	46.646	14	+0.514
				4.373	12	12.062	8	7.937	8	10.780	5	11.389	4	107.8	67.0	46.541	6	+0.261
				4.394	13	12.101	13	7.961	8	10.801	5	11.439	6	109.4	68.0	46.696	7	+0.248
													Total:	3:06.609	+1.377			
10	8	ITA	VOETTER Andrea	4.387=	15	12.082	14	7.969	18	10.781	11	11.358	8	112.9	70.1	46.577	10	+0.332
				4.403	18	12.097	17	7.953	19	10.726	7	11.304	6	112.9	70.1	46.483	11	+0.351
				4.392	17	12.184	23	8.025	23	10.838	15	11.468	13	112.1	69.7	46.907	15	+0.627
				4.406	15	12.160	18	7.999	16	10.852	11	11.475	8	111.3	69.2	46.892	13	+0.444
													Total:	3:06.859	+1.627			
11	10	SUI	KOCHER Martina	4.342	6	12.036	6	7.986	19	10.878	18	11.595	19	115.3	71.6	46.837	17	+0.592
				4.368	11	12.022	6	7.916 =	6	10.816	19	11.535	20	113.8	70.7	46.657	15	+0.525
				4.366	11	12.050	5	7.949	12	10.814	12	11.459	11	114.0	70.8	46.638	11	+0.358
				4.363	7	12.038	4	7.966	10	10.863	14	11.531	14	115.7	71.9	46.761	10	+0.313
													Total:	3:06.893	+1.661			
12	16	LAT	ZIRNE Ulla	4.414	20	12.125	20	7.918	3	10.718 =	3	11.296 =	2	109.9	68.2	46.471	9	+0.226
				4.413	20	12.078	10	7.921	9	10.699	5	11.298	4	112.7	70.0	46.409	7	+0.277
				4.431	23	12.111=	14	7.957	15	10.999	21	11.829	22	115.5	71.7	47.327	22	+1.047
				4.422	17	12.131	15	7.973	13	10.843	10	11.526	12	111.7	69.4	46.895	14	+0.447
													Total:	3:07.102	+1.870			
13	21	CAN	APSHKRUM Brooke	4.441	25	12.185	26	7.994	21	10.796	13	11.418	13	109.0	67.7	46.834	16	+0.589
				4.430	25	12.146	24	7.974	21	10.813	18	11.476	18	113.5	70.5	46.839	18	+0.707
				4.434	24	12.147	21	7.964	16	10.832	14	11.528	14	112.3	69.8	46.905	14	+0.625
				4.433	19	12.161	19	8.006	18	10.876	15	11.507	11	111.8	69.5	46.983	15	+0.535
													Total:	3:07.561	+2.329			
14	3	ITA	ROBATSCHER Sandra	4.392	18	12.103	17	7.959	15	10.784	12	11.382	12	112.8	70.1	46.620	12	+0.375
				4.388	13	12.093	15	7.917	8	11.038	25	11.680	23	115.0	71.5	47.116	24	+0.984
				4.377	13	12.111=	14	8.103	28	10.932	18	11.560	15	110.7	68.8	47.083	17	+0.803
				4.379	10	12.092	9	7.987	15	10.814	7	11.474	7	113.0	70.2	46.746	9	+0.298
													Total:	3:07.565	+2.333			
15	13	OAR	BATURINA Ekaterina	4.387=	15	12.144	22	8.060	28	10.933	21	11.598	20	111.7	69.4	47.122	21	+0.877
				4.355	9	12.088	14	7.978	23	10.806	16	11.473	17	108.2	67.2	46.700	16	+0.568
				4.365 =	9	12.086	12	7.970	17	10.790	8	11.464	12	111.5	69.3	46.675	12	+0.395
				4.369	8	12.121	14	8.005	17	10.855	12	11.772	18	106.9	66.4	47.122	17	+0.674
													Total:	3:07.619	+2.387			
16	12	LAT	CAUCE Eliza	4.383	13	12.054	10	7.941	12	11.160	27	11.920	26	112.0	69.6	47.458	25	+1.213
				4.379	12	12.080	11	7.928	14	10.740=	10	11.350	9	113.8	70.7	46.477	10	+0.345
				4.364	8	12.087	13	7.944	10	10.801 =	9	11.428	7	113.4	70.4	46.624	10	+0.344
				4.370	9	12.099	11	7.964	9	10.977	18	11.682	16	116.9	72.6	47.092	16	+0.644
													Total:	3:07.651	+2.419			
17	17	AUT	PROCK Hannah	4.429	23	12.128	21	7.951	14	10.733 =	6	11.381	11	114.9	71.4	46.622	13	+0.377
				4.428	24	12.104	20	7.946	17	10.722	6	11.385	12	115.8	71.9	46.585	13	+0.453
				4.405	19	12.118=	16	7.952	14	11.302	29	11.966	26	111.7	69.4	47.743	25	+1.463
				4.426	18	12.144	17	7.971	12	10.786	2	11.527	13	114.3	71.0	46.854	12	+0.406
													Total:	3:07.804	+2.572			



Race Analysis
경기 분석 / Analyse de la course

Rk	Bib No.	NOC Code	Name	Start Time	Rk	S-1 Rk	1-2 Rk	2-3 Rk	3-F Rk	Speed (km/h) (mph)	Finish Time	Rk	Time Behind
18	24	KOR	SUNG Eunryung	4.380	12	12.120=18	8.001=22	10.853 17	11.564 17	112.6	69.9	46.918	18 +0.673
				4.394	15	12.107=21	8.003 26	10.819 20	11.528 19	112.6	69.9	46.851	20 +0.719
				4.391	16	12.119 18	8.007 19	10.946 19	11.742 19	110.7	68.8	47.205	18 +0.925
				4.402	14	12.136 16	8.041 19	10.967 17	11.730 17	111.3	69.1	47.276	18 +0.828
Total:											3:08.250		+3.018
19	4	USA	BRITCHER Summer	4.328	3	12.037 7	7.935 10	10.938 22	11.591 18	118.0	73.3	46.829	15 +0.584
				4.316	1	11.980 1	7.890 4	10.680 2	11.266 1	117.4	72.9	46.132	1 0.000
				4.331	5	12.027 4	7.931 =5	10.861 16	11.453 10	108.5	67.4	46.603	8 +0.323
				4.469	20	12.884 20	8.398 20	11.226 19	11.793 19	106.5	66.1	48.770	19 +2.322
Total:											3:08.334		+3.102
20	14	POL	KULS-KUSYK Ewa	4.375	11	12.120=18	8.013 25	10.894 20	11.635 22	110.9	68.9	47.037	20 +0.792
				4.353	8	12.102 19	8.005 27	10.872 23	11.601 21	111.8	69.5	46.933	22 +0.801
				4.395	18	12.122 19	8.023 22	10.966 20	11.706 18	110.4	68.6	47.212	19 +0.932
Total:											2:21.182		
21	30	UKR	SHKHUMOVA Olena	4.457	29	12.170 25	8.001=22	10.838 16	11.484 16	109.3	67.9	46.950	19 +0.705
				4.468	30	12.173 26	7.976 22	10.809 17	11.418 14	109.1	67.8	46.844	19 +0.712
				4.473=28		12.234 28	8.022 21	11.114 24	11.908 25	112.0	69.6	47.751	26 +1.471
Total:											2:21.545		
22	9	LAT	APARJODE Kendija	4.415	21	12.088 15	7.968 17	10.890 19	12.742 28	111.8	69.5	48.103	27 +1.858
				4.421=21		12.099 18	7.929 15	10.853 22	11.625 22	108.8	67.6	46.927	21 +0.795
				4.416	21	12.124 20	7.941 9	11.041 23	11.774 21	114.5	71.2	47.296	21 +1.016
Total:											2:22.326		
23	27	SVK	SIMONAKOVA Katarina	4.443=26		12.202 27	8.058 27	10.954 24	11.771 24	110.3	68.5	47.428	24 +1.183
				4.450	26	12.176 27	8.080 29	11.046 26	11.854 25	111.4	69.2	47.606	25 +1.474
				4.435	25	12.199 25	8.040 27	11.026 22	11.838 23	111.0	68.9	47.538	23 +1.258
Total:											2:22.572		
24	25	ARG	RAVENNA Veronica Maria	4.439	24	12.169 24	7.992 20	10.939 23	11.636 23	109.0	67.7	47.175	22 +0.930
				4.459=27		12.213 28	7.992 24	11.165 27	11.959 26	108.7	67.6	47.788	26 +1.656
				4.444	27	12.209=26	8.011 20	11.172 25	11.903 24	109.1	67.8	47.739	24 +1.459
Total:											2:22.702		
25	19	POL	WOJTUSCISZYN Natalia	4.421	22	12.071 12	7.966 16	11.743 29	12.932 29	111.5	69.3	49.133	29 +2.888
				4.423	23	12.119 23	7.958 20	10.794 15	11.442 16	112.5	69.9	46.736	17 +0.604
				4.412	20	12.195 24	8.036 26	10.891 17	11.756 20	112.0	69.6	47.290	20 +1.010
Total:											2:23.159		
26	29	CZE	NOSKOVA Tereza	4.443=26		12.339 30	8.132 30	11.066 26	11.833 25	108.5	67.4	47.813	26 +1.568
				4.459=27		12.218 29	8.060 28	11.230 29	12.165 28	110.1	68.4	48.132	27 +2.000
				4.443	26	12.163 22	8.026 24	11.249 27	12.040 27	112.8	70.1	47.921	27 +1.641
Total:											2:23.866		
27	26	CRO	OBRATOV Daria	4.454	28	12.304 29	8.130 29	11.365 28	12.362 27	112.4	69.8	48.615	28 +2.370
				4.462	29	12.266 30	8.161 30	11.215 28	12.148 27	109.9	68.3	48.252	28 +2.120
				4.473=28		12.487 29	8.245 29	11.271 28	12.210 29	107.3	66.6	48.686	29 +2.406
Total:											2:25.553		




Race Analysis

경기 분석 / Analyse de la course

Rk	Bib No.	NOC Code	Name	Start Time	Rk	S-1 Rk	1-2 Rk	2-3 Rk	3-F Rk	Speed (km/h) (mph)	Finish Time	Rk	Time Behind					
28	28	UKR	STETSKIV Olena	4.408	19	12.163	23	8.020	26	12.086	30	13.922	30	+4.354				
				4.421=21		12.160	25	7.998	25	10.877	24	12.847	29	111.5	69.2	48.303	29	+2.171
				4.426	22	12.209=26		8.034	25	11.217	26	12.043	28	115.1	71.5	47.929	28	+1.649
Total: 2:26.831																		
23	USA	SWEENEY Emily	4.365	10	12.070	11	7.925	7	10.810	14	11.425	14	117.0	72.7	46.595	11	+0.350	
			4.344	5	12.096	16	7.926=11		10.761	14	11.833	24	114.2	70.9	46.960	23	+0.828	
			4.355	7	12.118=16		7.983	18	10.801	=9	11.660	17	112.2	69.7	46.917	16	+0.637	
			4.389	11	12.062	6	7.946	5					110.7	68.7			DNF	
18	AUT	PLATZER Birgit	4.496	30	12.223	28	8.011	24	10.960	25	11.628	21	111.1	69.0	47.318	23	+1.073	
			4.405	19	12.107=21		7.926=11											DNF

Legend:

=	Equal sign indicates that two or more competitors share the same rank						
1-2	Segment: 1st to 2nd intermediate point	2-3	Segment: 2nd to 3rd intermediate point	3-F	Segment: 3rd intermediate point to finish	DNF	Did Not Finish
No.	Number	Rk	Rank	S-1	Segment: Start to 1st intermediate point		



New Track Records

트랙 신기록 / Nouveaux records de piste

As of MON 12 FEB 2018

Existing track records prior to the Games

NOC Code	Name	Start Time (sec)	Finish Time (sec)	Date	Competition
GER	HUEFNER Tatjana	4.304		18 FEB 2017	WC
RUS	IVANOVA Tatyana		46.792	18 FEB 2017	WC

Records set during the Games

NOC Code	Name	Start Time (sec)	Finish Time (sec)	Date
GER	HUEFNER Tatjana	4.302		12 FEB 2018
GER	GEISENBERGER Natalie		46.245	12 FEB 2018
USA	BRITCHER Summer		46.132	12 FEB 2018

Legend:
 WC World Cup

XXIII. OLYMPIC WINTER GAMES
PyeongChang 2018, Korea
Luge Feb 05th-15th 2018




	<i>Zum Abschluss wünscht DeINegro allen Athleten und Trainern alles Gute für die noch bevorstehenden Wettbewerbe sowie allen Teilnehmern den erwünschten Erfolg.</i>
End of Meeting: <i>Ende der Sitzung</i>	The race director thanks for the attention and closes the team captains meeting at 12:15 PM. <i>Der Rennleiter bedankt sich für die Aufmerksamkeit und schließt die Mannschaftsführersitzung um 12:15 h.</i>

For the minutes: Maria Luise Rainer, RD

Jury Chair
Atis Strenga/LAT

Race Director
Maria Luise Rainer/FIL






Medallists

메달리스트 / Médaillé(e)s

As of WED 14 FEB 2018

Medal	NOC	Name
GOLD	GER - Germany	WENDL Tobias ARLT Tobias
SILVER	AUT - Austria	PENZ Peter FISCHLER Georg
BRONZE	GER - Germany	EGGERT Toni BENECKEN Sascha




Final Results

최종 경기결과 / Résultats définitifs

Track Records				
Name	NOC Code	Start Time	Finish Time	Date
WENDL Tobias/ ARLT Tobias	GER	4.174		14 FEB 2018
WENDL Tobias / ARLT Tobias	GER		45.820	14 FEB 2018

Rk	Bib No.	NOC Code	Name	Start Time	Rk	Int. 1 Rk	Int. 2 Rk	Int. 3 Rk	Speed (km/h) (mph)	Finish Time	Rk	Time Behind	RM	
1	3	GER	WENDL Tobias	4.174	1	16.068	1	23.917	1	104.3	64.8	45.820	1	0.000 SR/TR
			ARLT Tobias	4.179	1	16.045	1	23.879	1	104.3	64.8	45.877	1	0.000
										Total:	1:31.697	0.000		
2	5	AUT	PENZ Peter	4.209	=5	16.093	2	23.940	2	113.5	70.5	45.891	2	+0.071
			FISCHLER Georg	4.214	3	16.086	2	23.933	2	113.5	70.5	45.894	2	+0.017
										Total:	1:31.785	+0.088		
3	4	GER	EGGERT Toni	4.199	=3	16.105	4	23.992	3	101.0	62.7	45.931	3	+0.111
			BENECKEN Sascha	4.216	4	16.128	4	24.013	4	112.1	69.6	46.056	3	+0.179
										Total:	1:31.987	+0.290		
4	12	AUT	STEU Thomas	4.209	=5	16.132	6	24.041	=6	104.3	64.8	46.172	5	+0.352
			KOLLER Lorenz	4.219	5	16.148	7	24.032	7	104.5	64.9	46.112	5	+0.235
										Total:	1:32.284	+0.587		
5	9	CAN	WALKER Tristan	4.199	=3	16.106	5	23.998	4	112.8	70.1	46.134	4	+0.314
			SNITH Justin	4.202	2	16.098	3	24.010	3	112.2	69.7	46.235	6	+0.358
										Total:	1:32.369	+0.672		
6	2	LAT	SICS Andris	4.244	13	16.211	10	24.106	9	113.1	70.3	46.336	9	+0.516
			SICS Juris	4.249	11	16.205	11	24.064	9	113.9	70.8	46.106	4	+0.229
										Total:	1:32.442	+0.745		
7	11	ITA	NAGLER Ivan	4.189	2	16.098	3	24.000	5	113.8	70.7	46.320	8	+0.500
			MALLEIER Fabian	4.221	6	16.136	5	24.024	=5	113.6	70.6	46.243	7	+0.366
										Total:	1:32.563	+0.866		
8	16	USA	KREWSON Justin	4.238	11	16.229	13	24.153	12	112.3	69.8	46.310	7	+0.490
			SHERK Andrew	4.240	=9	16.215	13	24.129	12	111.8	69.5	46.342	10	+0.465
										Total:	1:32.652	+0.955		
9	18	KOR	PARK Jinyong	4.312	19	16.289	16	24.211	16	107.3	66.6	46.396	10	+0.576
			CHO Jung Myung	4.305	16	16.276	15	24.181	15	107.1	66.6	46.276	8	+0.399
										Total:	1:32.672	+0.975		
10	8	USA	MORTENSEN Matthew	4.267	16	16.244	15	24.152	11	104.5	64.9	46.244	6	+0.424
			TERDIMAN Jayson	4.283	15	16.233	14	24.127	11	104.6	65.0	46.443	13	+0.566
										Total:	1:32.687	+0.990		
11	1	OAR	DENISEV Aleksandr	4.234	=9	16.199	9	24.128	10	102.4	63.6	46.437	11	+0.617
			ANTONOV Vladislav	4.309	18	16.280	16	24.199	16	103.0	64.0	46.344	11	+0.467
										Total:	1:32.781	+1.084		
12	7	POL	CHMIELEWSKI Wojciech	4.234	=9	16.235	14	24.178	13	112.1	69.7	46.609	13	+0.789
			KOWALEWSKI Jakub	4.230	8	16.145	6	24.042	8	103.4	64.2	46.478	14	+0.601
										Total:	1:33.087	+1.390		
13	14	CZE	BROZ Lukas	4.263	15	16.294	17	24.254	17	102.9	63.9	46.570	12	+0.750
			BROZ Antonin	4.274	14	16.285	17	24.236	17	117.5	73.0	46.582	16	+0.705
										Total:	1:33.152	+1.455		



Final Results

최종 경기결과 / Résultats définitifs

Rk	Bib No.	NOC Code	Name	Start Time	Rk	Int. 1 Rk	Int. 2 Rk	Int. 3 Rk	Speed (km/h) (mph)	Finish Time	Rk	Time Behind	RM			
14	6	LAT	GUDRAMOVICS Oskars	4.242	12	16.166	8	24.041 =6	35.103	17	110.1	68.4	46.890	17	+1.070	
			KALNINS Peteris	4.264	13	16.173	8	24.024 =5	34.740	4	106.5	66.1	46.317	9	+0.440	
										Total:		1:33.207		+1.510		
15	10	ITA	RIEDER Ludwig	4.213	7	16.163	7	24.098	8	34.903	8	112.4	69.8	46.709	14	+0.889
			RASTNER Patrick	4.223	7	16.179	9	24.112	10	34.963	15	119.4	74.2	46.567	15	+0.690
										Total:		1:33.276		+1.579		
16	15	OAR	BOGDANOV Andrei	4.222	8	16.219	11	24.180	14	35.004	13	112.8	70.1	47.106	19	+1.286
			MEDVEDEV Andrei	4.240 =9	16.192	10	24.147	13	34.923	13	104.7	65.0	46.402	12	+0.525	
										Total:		1:33.508		+1.811		
17	19	SVK	SOLCANSKY Marek	4.250	14	16.225	12	24.190	15	35.060	15	111.5	69.2	46.780	15	+0.960
			STUHLAK Karol	4.254	12	16.212	12	24.174	14	35.059	16	111.3	69.2	46.811	17	+0.934
										Total:		1:33.591		+1.894		
18	20	CZE	KVICALA Matej	4.337	20	16.416	20	24.405	20	35.258	18	106.0	65.8	46.818	16	+0.998
			KUDERA Jaromir	4.327	20	16.394	20	24.400	20	35.309	19	105.1	65.3	46.910	18	+1.033
										Total:		1:33.728		+2.031		
19	13	ROU	ATODIRESEI Cosmin	4.302=17	16.353	19	24.342	19	35.295	19	104.5	64.9	47.101	18	+1.281	
			MUSEI Stefan	4.308	17	16.345	18	24.319	18	35.258	18	104.6	65.0	47.171	19	+1.294
										Total:		1:34.272		+2.575		
20	17	UKR	OBOLONCHYK Oleksandr	4.302=17	16.347	18	24.324	18	35.661	20	110.9	68.9	48.316	20	+2.496	
			ZAKHARKIV Roman	4.317	19	16.382	19	24.368	19	35.480	20	111.9	69.5	47.401	20	+1.524
										Total:		1:35.717		+4.020		


Note:

The above results do not reflect possible disqualification due to technical check or doping.

Legend:

= Equal sign indicates that two or more competitors share the same rank

Int. Intermediate time **No.** Number **Rk** Rank



Competition Data

경기 데이터 / Données de compétition

Participants									
AUT (2)	CAN (1)	CZE (2)	GER (2)	ITA (2)	KOR (1)	LAT (2)	OAR (2)	POL (1)	ROU (1)
SVK (1)	UKR (1)	USA (2)							


Records set prior to the Game		
	Start Time	Finish Time
Time	4.194	46.722
Date	18 FEB 2017	18 FEB 2017
Names	WENDL Tobias, ARLT Tobias	EGGERT Toni, BENECKEN Sascha
NOC Code	GER	GER

Records set during the Games			
NOC Code	Name	Start Time	Finish Time
GER	WENDL Tobias, ARLT Tobias	4.174	
GER	WENDL Tobias, ARLT Tobias		45.820

Weather Conditions										
	20:00	20:30	21:00	21:30	22:00					
Overall Weather Conditions	Partly cloudy	Mostly cloudy	Mostly cloudy	Mostly cloudy	Mostly cloudy					
Air Temperature (°C/F)	-0.3/31.4	-0.4/31.2	-0.7/30.7	-0.9/30.3	-1.1/30.0					
Ice Temperature (°C/F)	-5.4/22	-5.4/22	-6.6/20	-6.6/20	-6.6/20					
Wind Speed (m/s)	2.1	2.2	2.3	2.1	2.5					

Official Decisions						
Participant(s)	Run:	Bib No:	NOC Code:	Run:	Bib No:	NOC Code:
Explanation	None			None		

List of Officials			
Technical Delegate	DELNEGRO Claire	Technical Delegate	DYRDAHL Bjoern
FIL Technical Delegate	EIGENTLER Christian	FIL Technical Delegate	GILLY Reto
FIL Technical Delegate	SHIN Sung Sik	President of the Jury	STRENGA Atis
Member of the Jury	GRIMMETTE Mark	Member of the Jury	RIEGEL Stefan
Race Director	RAINER Maria Luise	Technical Official	LEE Jeeyoun
Chief of the Track	CHOI Yeongseong		




Race Analysis

경기 분석 / Analyse de la course

Track Records				
Name	NOC Code	Start Time	Finish Time	Date
WENDL Tobias/ ARLT Tobias	GER	4.174		14 FEB 2018
WENDL Tobias / ARLT Tobias	GER		45.820	14 FEB 2018

Rk	Bib No.	NOC Code	Name	Start Time	Rk	S-1 Rk	1-2 Rk	2-3 Rk	3-F Rk	Speed (km/h) (mph)	Finish Time	Rk	Time Behind					
1	3	GER	WENDL Tobias	4.174	1	11.894	2	7.849	2	10.663	1	11.240	1	104.3	64.8	45.820	1	0.000
			ARLT Tobias	4.179	1	11.866	1	7.834	1	10.657	1	11.341	3	104.3	64.8	45.877	1	0.000
			Total:													1:31.697		0.000
2	5	AUT	PENZ Peter	4.209	=5	11.884	1	7.847	1	10.675	3	11.276	3	113.5	70.5	45.891	2	+0.071
			FISCHLER Georg	4.214	3	11.872	2	7.847	2	10.671	2	11.290	1	113.5	70.5	45.894	2	+0.017
			Total:													1:31.785		+0.088
3	4	GER	EGGERT Toni	4.199	=3	11.906	3	7.887	4	10.670	2	11.269	2	101.0	62.7	45.931	3	+0.111
			BENECKEN Sascha	4.216	4	11.912	5	7.885	6	10.711	=4	11.332	2	112.1	69.6	46.056	3	+0.179
			Total:													1:31.987		+0.290
4	12	AUT	STEU Thomas	4.209	=5	11.923	6	7.909	9	10.747	5	11.384	5	104.3	64.8	46.172	5	+0.352
			KOLLER Lorenz	4.219	5	11.929	8	7.884	5	10.730	8	11.350	4	104.5	64.9	46.112	5	+0.235
			Total:													1:32.284		+0.587
5	9	CAN	WALKER Tristan	4.199	=3	11.907	4	7.892	5	10.741	4	11.395	7	112.8	70.1	46.134	4	+0.314
			SNITH Justin	4.202	2	11.896	3	7.912	11	10.779	=12	11.446	10	112.2	69.7	46.235	6	+0.358
			Total:													1:32.369		+0.672
6	2	LAT	SICS Andris	4.244	13	11.967	10	7.895	6	10.787	9	11.443	9	113.1	70.3	46.336	9	+0.516
			SICS Juris	4.249	11	11.956	=11	7.859	4	10.687	3	11.355	5	113.9	70.8	46.106	4	+0.229
			Total:													1:32.442		+0.745
7	11	ITA	NAGLER Ivan	4.189	2	11.909	5	7.902	7	10.801	10	11.519	12	113.8	70.7	46.320	8	+0.500
			MALLEIER Fabian	4.221	6	11.915	=6	7.888	7	10.779	=12	11.440	8	113.6	70.6	46.243	7	+0.366
			Total:													1:32.563		+0.866
8	16	USA	KREWSON Justin	4.238	11	11.991	14	7.924	11	10.764	8	11.393	6	112.3	69.8	46.310	7	+0.490
			SHERK Andrew	4.240	=9	11.975	16	7.914	12	10.771	10	11.442	9	111.8	69.5	46.342	10	+0.465
			Total:													1:32.652		+0.955
9	18	KOR	PARK Jinyong	4.312	19	11.977	=12	7.922	10	10.758	7	11.427	8	107.3	66.6	46.396	10	+0.576
			CHO Jung Myung	4.305	16	11.971	=14	7.905	10	10.728	7	11.367	6	107.1	66.6	46.276	8	+0.399
			Total:													1:32.672		+0.975
10	8	USA	MORTENSEN Matthew	4.267	16	11.977	=12	7.908	8	10.753	6	11.339	4	104.5	64.9	46.244	6	+0.424
			TERDIMAN Jayson	4.283	15	11.950	9	7.894	8	10.711	=4	11.605	16	104.6	65.0	46.443	13	+0.566
			Total:													1:32.687		+0.990
11	1	OAR	DENISEV Aleksandr	4.234	=9	11.965	9	7.929	12	10.814	12	11.495	10	102.4	63.6	46.437	11	+0.617
			ANTONOV Vladislav	4.309	18	11.971	=14	7.919	13	10.741	9	11.404	7	103.0	64.0	46.344	11	+0.467
			Total:													1:32.781		+1.084
12	7	POL	CHMIELEWSKI Wojciech	4.234	=9	12.001	16	7.943	14	10.827	15	11.604	14	112.1	69.7	46.609	13	+0.789
			KOWALEWSKI Jakub	4.230	8	11.915	=6	7.897	9	10.794	14	11.642	17	103.4	64.2	46.478	14	+0.601
			Total:													1:33.087		+1.390
13	14	CZE	BROZ Lukas	4.263	15	12.031	17	7.960	15	10.815	13	11.501	11	102.9	63.9	46.570	12	+0.750
			BROZ Antonin	4.274	14	12.011	17	7.951	15	10.838	15	11.508	12	117.5	73.0	46.582	16	+0.705
			Total:													1:33.152		+1.455




Race Analysis

경기 분석 / Analyse de la course

Rk	Bib No.	NOC Code	Name	Start Time	Rk	S-1 Rk	1-2 Rk	2-3 Rk	3-F Rk	Speed (km/h) (mph)	Finish Time	Rk	Time Behind					
14	6	LAT	GUDRAMOVICS Oskars	4.242	12	11.924	7	7.875	3	11.062	19	11.787	16	110.1	68.4	46.890	17	+1.070
			KALNINS Peteris	4.264	13	11.909	4	7.851	3	10.716	6	11.577	13	106.5	66.1	46.317	9	+0.440
														Total:		1:33.207		+1.510
15	10	ITA	RIEDER Ludwig	4.213	7	11.950	8	7.935	13	10.805	11	11.806=17	112.4	69.8	46.709	14	+0.889	
			RASTNER Patrick	4.223	7	11.956=11	7.933	14	10.851	16	11.604	15	119.4	74.2	46.567	15	+0.690	
														Total:		1:33.276		+1.579
16	15	OAR	BOGDANOV Andrei	4.222	8	11.997	15	7.961	16	10.824	14	12.102	19	112.8	70.1	47.106	19	+1.286
			MEDVEDEV Andrei	4.240	=9	11.952	10	7.955	16	10.776	11	11.479	11	104.7	65.0	46.402	12	+0.525
														Total:		1:33.508		+1.811
17	19	SVK	SOLCANSKY Marek	4.250	14	11.975	11	7.965	17	10.870	17	11.720	15	111.5	69.2	46.780	15	+0.960
			STUCHLAK Karol	4.254	12	11.958	13	7.962	17	10.885	17	11.752	18	111.3	69.2	46.811	17	+0.934
														Total:		1:33.591		+1.894
18	20	CZE	KVICALA Matej	4.337	20	12.079	20	7.989=19	10.853	16	11.560	13	106.0	65.8	46.818	16	+0.998	
			KUDERA Jaromir	4.327	20	12.067	20	8.006	20	10.909	18	11.601	14	105.1	65.3	46.910	18	+1.033
														Total:		1:33.728		+2.031
19	13	ROU	ATODIRESEI Cosmin	4.302=17	12.051	19	7.989=19	10.953	18	11.806=17	104.5	64.9	47.101	18	+1.281			
			MUSEI Stefan	4.308	17	12.037	18	7.974	18	10.939	19	11.913	19	104.6	65.0	47.171	19	+1.294
														Total:		1:34.272		+2.575
20	17	UKR	OBOLONCHYK Oleksandr	4.302=17	12.045	18	7.977	18	11.337	20	12.655	20	110.9	68.9	48.316	20	+2.496	
			ZAKHARKIV Roman	4.317	19	12.065	19	7.986	19	11.112	20	11.921	20	111.9	69.5	47.401	20	+1.524
														Total:		1:35.717		+4.020

Legend:

=	Equal sign indicates that two or more competitors share the same rank		
1-2	Segment: 1st to 2nd intermediate point	2-3	Segment: 2nd to 3rd intermediate point
3-F	Segment: 3rd intermediate point to finish		No. Number
Rk	Rank		
S-1	Segment: Start to 1st intermediate point		



New Track Records

트랙 신기록 / Nouveaux records de piste

As of WED 14 FEB 2018

Existing track records prior to the Games

NOC Code	Name	Start Time (sec)	Finish Time (sec)	Date	Competition
GER	WENDL Tobias, ARLT Tobias	4.194		18 FEB 2017	WC
GER	EGGERT Toni, BENECKEN Sascha		46.722	18 FEB 2017	WC

Records set during the Games

NOC Code	Name	Start Time (sec)	Finish Time (sec)	Date
GER	WENDL Tobias, ARLT Tobias	4.174		14 FEB 2018
GER	WENDL Tobias, ARLT Tobias		45.820	14 FEB 2018

Legend:

WC World Cup

XXIII. OLYMPIC WINTER GAMES
PyeongChang 2018, Korea
Luge Feb 05th-15th 2018




	<i>Zum Abschluss wünscht DeINegro allen Athleten und Trainern alles Gute für die noch bevorstehenden Wettbewerbe sowie allen Teilnehmern den erwünschten Erfolg.</i>
End of Meeting: <i>Ende der Sitzung</i>	The race director thanks for the attention and closes the team captains meeting at 12:15 PM. <i>Der Rennleiter bedankt sich für die Aufmerksamkeit und schließt die Mannschaftsführersitzung um 12:15 h.</i>

For the minutes: Maria Luise Rainer, RD

Jury Chair
Atis Strenga/LAT

Race Director
Maria Luise Rainer/FIL






Medallists

메달리스트 / Médaillé(e)s

As of THU 15 FEB 2018

Medal	NOC	Name
GOLD	GER - Germany	GEISENBERGER Natalie
		LUDWIG Johannes
		WENDL Tobias
		ARLT Tobias
SILVER	CAN - Canada	GOUGH Alex
		EDNEY Sam
		WALKER Tristan
		SNITH Justin
BRONZE	AUT - Austria	EGLE Madeleine
		GLEIRSCHER David
		PENZ Peter
		FISCHLER Georg

Note:
Athletes are listed in competition order: Woman, Man, Doubles.




Final Results

최종 경기결과 / Résultats définitifs

Track Records			
Name	NOC Code	Time	Date
GEISENBERGER Natalie / LUDWIG Johannes / WENDL Tobias / ARLT Tobias	GER	2:24.517	15 FEB 2018

Rk	Team	Bib No.	Name	RT Rk	Int. 1 Rk	Int. 2 Rk	Time Rk	Total Time Rk	Time Behind	RM			
1	GER	13-1	GEISENBERGER Natalie		24.124	1	34.746	1	46.870	1			
		13-2	LUDWIG Johannes	2.065	=5	26.090	3	36.722	3	48.822	5		
		13-3	WENDL Tobias ARLT Tobias	2.126	1	26.072	1	36.692	1	48.825	1	2:24.517	
2	CAN	11-1	GOUGH Alex		24.209	3	34.896	2	47.099	4	47.099	4	
		11-2	EDNEY Sam	2.043	3	26.099	4	36.731	4	48.820	4	1:35.919	4
		11-3	WALKER Tristan SNITH Justin	2.129	2	26.124	2	36.795	2	48.953	2	2:24.872	+0.355
3	AUT	12-1	EGLE Madeleine		24.264	5	34.958	7	47.122	5	47.122	5	
		12-2	GLEIRSCHER David	2.065	=5	26.148	5	36.756	5	48.758	3	1:35.880	2
		12-3	PENZ Peter FISCHLER Georg	2.179	4	26.211	3	36.900	3	49.108	4	2:24.988	+0.471
4	USA	10-1	BRITCHER Summer		24.186	2	34.947	5	47.266	7	47.266	7	
		10-2	MAZDZER Chris	1.984	1	25.966	1	36.588	1	48.660	2	1:35.926	5
		10-3	MORTENSEN Matthew TERDIMAN Jayson	2.214	6	26.336	7	37.012	7	49.165	5	2:25.091	+0.574
5	ITA	9-1	VOETTER Andrea		24.268	6	34.942	4	47.078	2	47.078	2	
		9-2	FISCHNALLER Dominik	2.066	7	26.176	6	36.758	6	48.827	6	1:35.905	3
		9-3	NAGLER Ivan MALLEIER Fabian	2.219	7	26.267	5	36.981	6	49.188	6	2:25.093	+0.576
6	LAT	8-1	ZIRNE Ulla		24.372	10	35.082	8	47.369	8	47.369	8	
		8-2	APARJODS Kristers	2.095	10	26.179	7	36.807	7	48.891	7	1:36.260	7
		8-3	SICS Andris SICS Juris	2.180	5	26.251	4	36.907	4	49.055	3	2:25.315	+0.798
7	OAR	7-1	BATURINA Ekaterina		24.322	8	35.102	9	47.523	9	47.523	9	
		7-2	REPILOV Roman	1.987	2	26.012	2	36.627	2	48.615	1	1:36.138	6
		7-3	DENISEV Aleksandr ANTONOV Vladislav	2.149	3	26.282	6	36.979	5	49.211	7	2:25.349	+0.832
8	POL	5-1	KULS-KUSYK Ewa		24.362	9	35.194	10	47.711	10	47.711	10	
		5-2	KUROWSKI Maciej	2.105	11	26.320	9	36.980	9	49.134	8	1:36.845	9
		5-3	CHMIELEWSKI Wojciech KOWALEWSKI Jakub	2.246	=10	26.405	9	37.180	9	49.568	9	2:26.413	+1.896
9	KOR	6-1	FRISCH Aileen Christina		24.216	4	34.957	6	47.211	6	47.211	6	
		6-2	LIM Namkyu	2.117	12	26.563	13	37.421	13	49.854	13	1:37.065	10
		6-3	PARK Jinyong CHO Jung Myung	2.346	12	26.556	11	37.237	10	49.478	8	2:26.543	+2.026
10	ROU	4-1	STRAMATURARU Raluca		24.275	7	34.918	3	47.097	3	47.097	3	
		4-2	CRETU Valentin	2.087	9	26.430	12	37.205	12	49.609	12	1:36.706	8
		4-3	ATODIRESEI Cosmin MUSEI Stefan	2.246	=10	26.632	12	37.466	12	50.138	12	2:26.844	+2.327



Final Results

최종 경기결과 / Résultats définitifs

Rk	Team	Bib No.	Name	RT Rk	Int. 1 Rk	Int. 2 Rk	Time Rk	Total Time Rk	Time Behind	RM
11	SVK	2-1	SIMONAKOVA Katarina		24.488 11	35.365 11	48.032 11	48.032 11		
		2-2	NINIS Jozef	2.084 8	26.411 11	37.111 11	49.326 11	1:37.358 11		
		2-3	SOLCANSKY Marek STUHLAK Karol	2.232 8	26.349 8	37.154 8	49.635 10	2:26.993	+2.476	
12	CZE	3-1	NOSKOVA Tereza		24.569 12	35.544 12	48.238 12	48.238 12		
		3-2	HYMAN Ondrej	2.140 13	26.328 10	37.007 10	49.178 10	1:37.416 12		
		3-3	BROZ Lukas BROZ Antonin	2.241 9	26.525 10	37.305 11	49.645 11	2:27.061	+2.544	
13	UKR	1-1	SHKHUMOVA Olena		26.962 13	38.467 13	51.503 13	51.503 13		
		1-2	DUKACH Anton	2.059 4	26.189 8	36.897 8	49.135 9	1:40.638 13		
		1-3	OBOLONCHYK Oleksandr ZAKHARKIV Roman	2.349 13	26.709 13	37.546 13	50.365 13	2:31.003	+6.486	

Note:

The above results do not reflect possible disqualification due to technical check or doping.

Legend:

= Equal sign indicates that two or more competitors share the same rank

Int. Intermediate time **No.** Number **Rk** Rank

**Olympic Sliding Centre**올림픽 슬라이딩 센터
Centre olympique glisse**THU 15 FEB 2018**

Start Time 21:30

Luge

루지 / Luge

Team Relay

팀 계주 / Relais par équipes

Competition

경기 / Compétition

**Competition Data**

경기 데이터 / Données de compétition

Participants									
AUT (1)	CAN (1)	CZE (1)	GER (1)	ITA (1)	KOR (1)	LAT (1)	OAR (1)	POL (1)	ROU (1)
SVK (1)	UKR (1)	USA (1)							


Records set prior to the Game	
	Finish Time
Time	2:29.119
Date	19 FEB 2017
Names	GEISENBERGER Natalie, LANGENHAN Andi, EGGERT Toni, BENECKEN Sascha
NOC Code	GER

Records set during the Games		
NOC Code	Name	Finish Time
GER	GEISENBERGER Natalie, LUDWIG Johannes, WENDL Tobias, ARLT Tobias	2:24.517

Weather Conditions										
	21:00	21:30	22:00	22:30						
Overall Weather Conditions	Mostly cloudy	Mostly cloudy	Mostly cloudy	Mostly cloudy						
Air Temperature (°C/F)	-3.9/24.9	-4.1/24.6	-4.5/23.8	-4.6/23.7						
Ice Temperature (°C/F)	-8.3/17	-8.3/17	-8.3/17	-8.3/17						
Wind Speed (m/s)	1.5	2.3	1.8	1.9						

Official Decisions						
Participant(s)	Run:	Bib No:	NOC Code:	Run:	Bib No:	NOC Code:
Explanation	None			None		

List of Officials			
Technical Delegate	DELNEGRO Claire	Technical Delegate	DYRDAHL Bjoern
FIL Technical Delegate	EIGENTLER Christian	FIL Technical Delegate	GILLY Reto
FIL Technical Delegate	SHIN Sung Sik	President of the Jury	STRENGA Atis
Member of the Jury	GRIMMETTE Mark	Member of the Jury	RIEGEL Stefan
Race Director	RAINER Maria Luise	Technical Official	LEE Jeeyoun
Chief of the Track	CHOI Yeongseong		



New Track Records

트랙 신기록 / Nouveaux records de piste

As of THU 15 FEB 2018

Existing track records prior to the Games

NOC Code	Name	Finish Time (sec)	Date	Competition
GER	GEISENBERGER Natalie, LANGENHAN Andi, EGGERT Toni, BENECKEN Sascha	2:29.119	19 FEB 2017	WC

Records set during the Games

NOC Code	Name	Finish Time (sec)	Date
GER	GEISENBERGER Natalie, LUDWIG Johannes, WENDL Tobias, ARLT Tobias	2:24.517	15 FEB 2018

Legend:
WC World Cup



Passion. Connected.
하나된 열정