

ANNUAL REPORT 2013



south australian
RUGBY







Contents

- 2 PRESIDENT'S OVERVIEW
- 2 CHAIRMAN'S REPORT
- 3 CHIEF EXECUTIVE OFFICER'S REPORT
- 4 STATE TEAMS
- 5 STATE TEAMS UNDER-AGE
- 6 CLUB RUGBY
- 7 CLUB RUGBY RESULTS
- 8 DEVELOPMENT
- 9 JUDICIARY & REFEREES
- 10 AWARDS & FAREWELLED FRIENDS
- 11 HONOUR ROLL
- 12 FINANCIAL STATEMENTS
- 32 OFFICE BEARERS
- 33 SPONSORS

President's Overview

Chairman's Report

Despite the many challenges we faced, on and off the field, all Clubs and SA Rugby seemed to have come through 2013 with many achievements under their belts.

I was proud to see the range of new ideas and initiatives implemented throughout the year including the successful new SA School's Rugby Sevens competition and, for the first time, we have a resource in the SA Rugby office to assist the SA Rugby Union Referee's Association.

I have made many locals aware that the ARU's inbound Test program for 2014 and 2015 is very limited due to the World Cup, which will have a significant impact on the ARU's ability to generate extra income for Rugby development. This, of course, will have an effect on and create challenges for SA Rugby. We will be working harder than ever to ensure we secure more competitions and programs, such as the national recruitment program launching in October 2014, and more Sevens opportunities including regional Sevens.

Many Clubs have taken big steps forward during 2013 and I congratulate everyone for their hard work and dedication in running our local Clubs. Clubs were heavily involved in rolling out our development programs during the year and we are now seeing some very structured and well-run programs.

Having enjoyed the challenges of the second year of my Presidency, I intend to make myself available for a further two-year term, should that be the wish of the members. I certainly look forward to helping Rugby in SA grow and prosper over the coming years.

Success in South Australian Rugby comes as a result of a lot of hard work and I extend sincere thanks to our hardworking Board, who donate their time to our sport, the team at SA Rugby, the officials, judiciary and of course the players and all our wonderful volunteers.

I encourage all clubs to continue to be as competitive as possible on the field, but please keep working together so we can see our great game flourish well into the future. Always make your decisions and actions with the Spirit of Rugby at the top of your mind.



PHIL BADCOCK
PRESIDENT

The 2013 Rugby season provided us with some truly great moments as well as a few challenges.

At the Club level, I acknowledge that a number of factors, including the structure of the draw, led to far too many byes and forfeits in the 2013 season, particularly in the lower men's grades.



WALLY BELL
CHAIRMAN

The team at SA Rugby is working with all Clubs to ensure a fairer and more even draw for 2014. The Board wants to ensure all Clubs succeed and grow, and we acknowledge this is one way of ensuring that happens.

On a positive note, the Finals series was a tremendous success, especially the Grand Final at Victoria Park. It was wonderful to see so many spectators enjoying this magnificent city facility. The weather was perfect and the matches were fiercely contested. Well done to everyone involved, both on and off the field.

It has also been a challenging year for the ARU. The Lions tour was an outstanding success for which I congratulate Bill Pulver and his team. Regrettably, Bill appears to have inherited some significant financial challenges. I know that he wishes to grow our game nationally, as he stated when guest speaker at our Grand Final lunch, and he has the full support of the SA Rugby Board in ensuring this happens.

I congratulate our State junior, women's and men's teams on some great results throughout the year. It was particularly pleasing to see the Black Falcons and Junior Falcons so competitive in the three-day State Representative Challenge at Gleneagles Reserve.

Sincere thanks to the officials, volunteers, players, referees, Board members and the team at SA Rugby for their time and efforts throughout the year.

In closing, I give special thanks to Carl Jones, who moved on to a position at Variety at the end of 2013, following ten dedicated years of service for Rugby in SA. I wish him well and I am sure Carl will remain an active member of our local Rugby family.



Chief Executive Officer's Report

The SA Rugby team took on an extremely challenging program in 2013, having staged State representative fixtures, and a series of new development programs and events. The frenetic pace was all worth it with some outstanding results.

We started with the Bartercard Cup final under brand new lights at Gleneagles Reserve in April, followed by a moving ANZAC Memorial Match at Brighton Oval the next weekend, and, mid season, we hosted the State Representative Challenge.

The Elizabeth Sevens and Twilight Sevens at the end of the regular season gave players the opportunity to play Rugby right through to the end of November. Participation in Sevens continues to be strong with expansions in the High School Sevens program and a SA School's Rugby Union competition. Sevens is proving to be an extremely strong tool to expand Rugby participation into new areas and provides new participants with an easy avenue to try the game.

The State Representative program saw South Australian teams in every single-year age group compete either at home or away in 2013. It was particularly pleasing to see a huge contingent of Under 13's, 14's and 15's travel to the Gold Coast in June and represent SA Rugby admirably.

Our women's program was bolstered significantly in 2013 by a three-year grant from the Office for Recreation and Sport for our High Performance programs. The Women's State Representative program included four trips to Sevens and 15's national competitions and culminated with an impressive nine South Australians selected in a national program, who you can read more about in the State Team report.

In a highlight for many, South Australian Rugby stalwart Mickey Wilson was named as ARU Volunteer of the Year for 2013 and we congratulate Mickey on his award - it is richly deserved.

The new Australian Rugby Union strategic plan developed by Bill Pulver and the National Strategic Team saw a focus on the values of the game with a vision 'To ignite passion, build character and create an inclusive Australian Rugby community'. This has resonance with South Australia where our values are an important point of difference with our rival winter codes of team sports.

Finishing the year in a breakeven financial position was an important achievement, particularly given the scope of work we undertook. It was pleasing to see the official census figures for 2013 reflecting a total of 20,404 participants in South Australia, consisting of 6,725 competition and non-competition participants and 13,679 in promotional and occasional participants, reflecting our significant efforts in development.

While the environment continues to be challenging, the strong cooperation at all levels between the SA Rugby Union and its members is extremely pleasing and bodes well for the future of the game in South Australia.



LACHLAN CLARK
CHIEF EXECUTIVE OFFICER

State Teams



Black Falcons



Black Falcons and Junior Falcons

The State Representative Challenge was a major highlight of 2013 for the State's top-tier men's teams, the first time South Australia had hosted the tournament since 2010.

South Australia joined Tasmania, Northern Territory and Queensland Country in the senior competition, and the Under 20 competition, which ran concurrently to the seniors, included South Australia, Queensland Country and Victoria.

More than 2,500 Rugby fans braved very wintery July conditions over the three-day event at Gleneagles Reserve, Woodville, at which Queensland Country won both the Under 20 and senior competitions.

After a thorough selection process and rigorous training schedule, the Black Falcons had great expectations of their performance in the interstate tournament. They were challenged by a determined Tasmania in their opening match, beating the Apple Isle 16-3. That was followed by a tough encounter with Northern Territory that resulted in a 22-all draw. The tournament winners, Queensland Country, were too strong for the hosts in their match, running out victors 28-18.

The Junior Falcons were well prepared leading into the State Representative Challenge, thanks to a short intensive program developed by coaches Steve Pepper and Chris Graham. The young men impressed many, and shocked a few, by triumphing over Queensland Country in their first match, with an outstanding 21-14 win. The Junior Falcons played Victoria on day two, with the Victorians winning the highly competitive match 10-3. South Australian Tom Paton was named Under 20's Player of the Tournament.

Southern Warriors

The Southern Warriors continue to improve and enjoyed a competitive National Sevens Championships in April. With a structure similar to the IRB Sevens World Series, the women made it to the Plate semi-final of the tournament, where they lost to Victoria 26-5.

The State's only senior Australian representative, d'Arcy Sadler, missed the national tournament due to injury, she continues to maintain a strong presence in the Australian squad, having represented Australia at the 2013 IRB Sevens Series tournament in Beijing. Both Ebony Satala and Brianna Nathan joined d'Arcy at the Australian Sevens training camp in 2013.

The Southern Warriors also competed in Women's National 15's Championships, held in Sydney in September. The women were highly competitive in narrow losses to Victoria (22-17) and the Australian Services (17-7), and were outclassed by traditional Rugby states Australian Capital Territory (58-0) and Sydney (59-0).

As a precursor to the 2014 World Cup in France, it was an exciting tournament for all of the women with Australian scouts on the lookout for outstanding talent. Subsequently, South Australians Catharina Prinsloo, Tracey Stanis and Eva Karpani were selected to join the Wallaroos training squad.

Under-age State Teams



South Australia fielded State teams in every age group from Under 12's right through to Under 18's in 2013, with each team competing in their respective national competition.

It is a remarkable achievement for South Australia to have every age group represented nationally – representation that rivals the Super Rugby states in scope.

Each team would not take to the field if it wasn't for the tireless efforts of the coaches and managers and SA Rugby applauds all of them for their outstanding contribution.

The achievements of the under-age State teams for 2013 are as follows:

Under 12

The youngest group in the representative program focused on tackling and decision-making in the Southern States Primary Schools Championships held in Canberra in October. The young team held their own against New South Wales and the Australian Capital Territory, despite losing both matches, and claimed a 31-19 win over Victoria to take home the Griff Hunt Shield for the first time in 18 years. South Australia's captain James Du Preez was named Player of the Tournament.

Under 13 – 15's

The Under 13's, 14's and 15's travelled with SA Rugby development coordinator Mark Dobson and 11 volunteer coaches and managers to the week-long World Sport Rugby Carnival on the Gold Coast in July. The event hosted more than 70 schools and representatives sides from Australia, New Zealand and the United Kingdom.

The spirit in which the three South Australian teams played was a credit to them, and led to the South Australians being named runners-up in the Spirit of Rugby Award, for which all 70 teams were in the running. They missed out on the award by just one point to Millfield School from the United Kingdom.

The Under 13's finished in third place in their Division, and won the KooGa Spirit Award in their age group for playing with an outstanding attitude and a positive spirit during the tournament.

The Under 14's had mixed results during their week and finished in sixth place, with the Under 15's ending the tournament in second place after being narrowly defeated by Toowoomba Grammar in the Grand Final.

Under 16

The new coaching team of Dan Naylor and Colin Ormsby led the Under 16's to their national competition in October at St. Ignatius College, Sydney. The hard work the boys put in before the tournament paid off, when they reached the Division 2 John Eales Shield final. They were ultimately beaten by a talented National Indigenous side 33 points to 14.

Under 17

Following a heavy program between November and April, where they trained as an Academy side, the Under 17's visited the Australian Institute of Sport for fitness and skills testing and a highly competitive match against the Australian Capital Territory's Under 17's. More than three-quarters of the squad followed their Academy experience by participating in either the Under 16's or Under 18's representative sides.

Under 18 Schoolboys

As reigning Division 2 champions, the Under 18 schoolboys had tremendous confidence going into the 2013 tournament. Fitness was the primary focus for their pre-season program and with a game plan to suit the fit squad, they enjoyed strong wins against the Northern Territory and Tasmania to set up a 2012 Grand Final rematch against the National Indigenous team. Unfortunately, they couldn't replicate their 2012 form, finishing the tournament as runners-up, with a 36-10 grand final scoreline.

Congratulations to Matthew Toward, Max Bode, Owen McLeod, Charlie O'Grady, Christopher Hodgson, Blake Edmonds and Alex Healey for being named in the 2013 National Championships Division 2 Merit Team.

Under 18 Schoolgirls

A South Australian schoolgirls team was selected from the South Australian High Schools Sevens Championships to compete in the national championships on the Gold Coast in October. Their hard work and confidence paid dividends during the national competition, taking home the Plate after strong wins against the Australian Capital Territory and New South Wales. Well done to Katie Moore, Mackenzie Sadler, Vanessa Moana and Eva Kaparni who were selected for the Australian Schoolgirls squad.

Club Rugby 2013

The Coopers Premier Grade competition grew to eight teams in 2013 after the Barossa Rams were welcomed to the top-tier competition for the first time.

The Barossa Rams had been strong competitors in both Division 2 and Reserve Grade for many years prior to their leap to the top level, a move that was supported by both SA Rugby and Clubs. And, the resultant bus trips to the Barossa throughout the 2013 season for Premier Grade games were extremely popular!

With an influx of Under 18's joining the senior ranks, as well as recruits from interstate and overseas, there was a noticeable increase in the standard of competition in Premier and Division 2 Grades in 2013. There was no better showcase of the impressive fitness and strength than on Grand Final day at Victoria Park, which was enjoyed by 3,435 spectators and participants.

The Club competition also experienced strong growth in the junior playing numbers, with 100 further players registering with Clubs, an increase of more than 10% on 2012.

The Competitions

In Premier Grade, reigning champions Brighton were fiercely challenged throughout the year yet only lost twice and, once again, were rewarded for their resilience by taking out the Tamaki Cup as minor premiers.

In the finals, Brighton beat Old Collegians 20-16 in the first Semi-Final to secure their spot in the Grand Final. Port Adelaide dominated Woodville in the second Semi-Final to see them through to the second week and a match-up against Old Collegians, which Old Collegians comfortably won 38-0. The Brighton and Old Collegians Grand Final

was a classic, hard-fought and entertaining match that was won in the dying seconds with a successful Brighton penalty breaking the deadlock for a 22-19 point win.



Adelaide University, Old Collegians and Brighton were the stand out teams in Division 2. Adelaide University won the Minor Premiership, although the Grand Final was another Old Collegians and Brighton encounter, with Old Collegians victorious 24-3. Premier Reserve Grade had the same result, with Old Collegians again winners over Brighton 24-18. Onkaparinga defeated Adelaide University 27-17 in the Division 2 Reserves Grand Final.

The Women's Grade enjoyed a spirited competition in 2013, with 130 players across six teams competing in an 18-week season. Onkaparinga were the dominant side throughout the season and won the Grand Final against Souths, 34-10. South Australia was also the first Union to field a regular Under 16's girls competition which included teams from Old Collegians, Barossa Rams, Southern Suburbs, Pembroke School and Onkaparinga.

Eleven Clubs entered teams in the junior competition, with participation surpassing 1,100 players. Huge growth was seen in Under 8's as part of the Junior Player Pathway, an ARU modified pathway for Under 7's through to Under 12's.

Onkaparinga's Under 12's won the Premiership for their age group with a thrilling victory over Brighton in the closing stages. This game has been hailed by many as the greatest game of junior Rugby in South Australia for over a decade.

In other junior results, Brighton was victorious in the Under 14's Final, beating Burnside, while Onkaparinga dominated the Under 16's Final with a strong win over Brighton. The Under 18's Final drew the biggest crowd on Grand Final Day where Burnside were winners over Brighton.



Senior Results

PREMIER	P	W	D	L	BP	Pts
Brighton	18	16	0	2	12	76
Old Collegians	18	15	0	3	15	75
Woodville	18	13	0	5	14	66
Port Adelaide	18	9	0	9	7	43
Burnside	18	8	0	10	7	39
Onkaparinga	18	6	0	12	13	37
Southern Suburbs	18	4	0	14	6	22
Barossa Rams	18	1	0	17	2	6

PREMIER RESERVE	P	W	D	L	BP	Pts
Old Collegians	18	17	0	1	16	84
Brighton	18	14	0	3	12	73
Burnside	18	11	1	6	10	56
Woodville	18	10	0	8	6	46
Onkaparinga	18	9	0	9	7	43
Port Adelaide	18	5	1	12	6	28
Southern Suburbs	18	2	0	14	6	24
Barossa Rams	18	0	0	15	0	0

DIVISION 2*	P	W	D	L	BP	Pts
Adelaide University	17	14	0	1	11	77
Old Collegians	17	14	1	1	13	76
Brighton	17	12	0	5	10	58
Onkaparinga	17	8	1	8	12	46
Elizabeth	17	6	0	11	9	33
North Torrens	17	6	0	11	5	29
Southern Suburbs	17	2	0	12	2	10
North East Districts	17	1	0	16	1	10

DIVISION 2 RESERVE	P	W	D	L	BP	Pts
Burnside	17	11	1	3	8	64
Adelaide University	17	11	0	5	12	61
Onkaparinga	17	12	1	4	9	59
Old Collegians	17	11	0	6	11	55
Brighton	17	6	0	10	6	30
Port Adelaide	17	6	0	9	6	30
Elizabeth	17	5	0	12	5	25
North East Districts	17	2	0	15	2	10

WOMEN	P	W	D	L	BP	Pts
Onkaparinga	15	15	0	0	15	75
Old Collegians	15	11	0	4	10	54
Southern Suburbs	15	8	1	6	11	43
Burnside	15	7	1	7	7	35
Woodville	15	3	0	12	5	17
North East Districts	15	0	0	15	0	0

Junior Results

UNDER 12's*	P	W	D	L	BP	Pts
Brighton	17	15	0	2	12	72
Onkaparinga	17	13	0	4	12	64
Southern Suburbs	17	10	0	7	13	53
Burnside	17	10	0	7	13	53
Western Districts Vikings	17	10	0	7	13	53
Old Collegians	17	6	0	11	7	31
Adelaide University	16	4	0	12	5	21
Barossa Rams	17	0	0	17	1	1

UNDER 14's*	P	W	D	L	BP	Pts
Brighton	15	14	0	1	15	71
Burnside	15	12	0	3	13	61
Old Collegians	15	10	2	4	10	48
Adelaide University	15	8	2	5	9	43
Western Districts Vikings	15	7	0	8	11	39
Onkaparinga	15	7	0	8	11	39
North East Districts	16	6	1	9	7	33
Southern Suburbs	15	2	1	12	6	16
Barossa Rams	15	0	0	15	1	1

UNDER 16's	P	W	D	L	BP	Pts
Onkaparinga	17	17	0	0	15	83
Brighton	17	10	0	7	13	53
Southern Suburbs	17	10	0	7	7	47
Burnside	17	9	0	8	8	43
Old Collegians	17	5	0	12	5	25
North East Districts	16	0	0	16	0	0

UNDER 18's*	P	W	D	L	BP	Pts
Burnside	15	12	1	2	13	63
Onkaparinga	15	11	0	4	12	56
North East Districts	15	11	0	4	9	53
Brighton	15	9	0	6	8	44
Southern Suburbs	15	6	0	9	12	36
Western Districts Vikings	15	2	1	12	3	13
Elizabeth	15	1	0	14	1	5

*Games Played Adjusted



Development

More than 20,000 South Australians experienced Rugby in 2013, thanks largely to effective marketing and an exciting year-long development program. The support from Clubs was vital to the success of the programs and SA Rugby thanks them for their outstanding support.

Several Clubs including Southern Suburbs, Onkaparinga, and Burnside also managed some junior development programs for the first time, with their hardworking band of volunteers running clinics throughout the year.

One of the highlights of the year was doubling the participation of the High School Sevens competition, from 16 teams to 32, a total of 384 players. It was terrific to see so many teenagers giving the shortened form of the game a go. Rostrevor repeated their 2012 performance by winning the State Championships despite strong competition from new participants, Willunga High, Adelaide High and Aberfoyle Park High.

As a result of their win, Rostrevor competed in the National Schoolboys Sevens Championships. They were highly competitive, with a win against the Northern Territory's Taminmin College and strong performances in losses to traditional Rugby schools from New South Wales and Queensland.

A new Tackle Sevens program was introduced in 2013 that was aimed at introducing tackle-based Rugby into targeted Primary Schools. With strong Club support, the program was a tremendous success in its first year, with 200 students from 10 schools participating.

Also new for 2013 was the School's Rugby Union Sevens Competition, which was run in partnership with the SA Schools Rugby Union and SA Rugby. The competition was established for schools that already participate in Rugby and was held at Burnside every Tuesday and Wednesday night.

South Australia's youngest Rugby participants turned out in their thousands for the Try Sevens program aimed at years one through four. The program was enjoyed by more than 5,000 youngsters from 30 metropolitan and regional schools.

Walla Rugby Week, an ARU initiative, also experienced a similarly popular turn out in South Australia, with more than 6,000 children getting involved.

The SAPSASA Walla Rugby Sevens took on the format of the IRB Sevens World Series, with a Cup, Plate, Bowl and Shield on offer for the 36 boys and girls teams. In a big logistical challenge for SA Rugby's longest running development program, the State Championships at Adelaide Shores was run using eight Rugby fields at the same time.



Judiciary

In a pleasing Judiciary development during 2013, committee member Kim Evans was selected by the ARU to be a part of the IRB's project to promote women in Judicial and Citing roles.

Kim will receive further development and mentoring with the possibility of gaining further experience at IRB tournaments. It is an outstanding achievement for Kim, and another demonstration of the Rugby talent and knowledge in South Australia.

In another positive for the Committee, the appointment of referee administrator Rachel Staffin provided invaluable support to the Judiciary during the year. In the new SA Rugby-based role, Rachel not only worked closely with referees on reports, but also managed many of the Judiciary's administrative functions, streamlining both the Judiciary and referees' processes.

On the disciplinary side of the season, there were 38 matters brought before the Judicial Committee of Michael Figwer (chair), Neil Bradley and Kim Evans.

The number of juniors included in those who appeared before the Judiciary was considered too high, and players, coaches and management are reminded of the Under 19 Rule Variations relating to under-age players and their behaviour.

The Under 19 Rule Variations require a referee to send a player off when he or she has considered that an under-age player has struck someone. Similarly, referees will not tolerate under-age players using abusive language, and will be punished accordingly.

Thanks go to Clubs for the manner in which they attended and presented at Judiciary hearings and the Committee has noted the contrition and respect shown by players who appeared before them.

Referees

Increased resources and support from SA Rugby helped the SA Rugby Union Referee's Association (SARURA) through a successful 2013.

A range of initiatives to improve refereeing in South Australia were funded through sponsorships secured by SA Rugby, and included the appointment in 2013 of a Referee Administrator to work with committee members.

The SARURA not only worked closely with the team at SA Rugby, but also the Judiciary Committee and Clubs to ensure a collaborative approach to the game.

Referee development was a major focus for SARURA, with healthy attendances at a range of programs, including pre-season training in March attended by 33 members and a Level 1 Assistant Referee course attended by 11 new match officials.

For the seventh year the Leadership Development Program for junior match officials was run, resulting in Sean Meredith and Lewis Adcock refereeing the Under 12 and Under 14 Grand Finals. Marc Davey, Nathan Phillips, Benjamin Ridley and Caleb Whitton were each selected to touch judge in various finals.

Congratulations to James Hagan, Kath Cherry and Lewis Adcock for their outstanding refereeing during the Premier Grade Grand Final – and to Kath and Lewis for their selection at national championships. They both joined Joe Eastgate in refereeing interstate games during the State Representative Challenge in July. James Hagan is a welcome return to refereeing in South Australia after a 12 months overseas work assignment.

A new group of promising referees joined the team during 2013. We look forward to seeing Chris Graham, Grant Perham, Tom Moon, Clarke Puru and Laura Calvo during future seasons.

Congratulations to the winners of the 2013 major SARURU awards:

Ken Grayling President's Cup – Phil Benger

Life Member's Most Improved Referee – Sean Meredith

Michael Rixon RDO Encouragement Award – Lewis Adcock

Awards 2013

Thirteen clubs competed for premiership honours in the 2013 SA Rugby season – well done to Adelaide University, Brighton, Burnside, Elizabeth, North East Districts, North Torrens, Old Collegians, Onkaparinga, Port Adelaide, Barossa Rams, Southern Suburbs, Western District Vikings and Woodville on their achievements throughout the year.

PREMIERSHIP WINNERS 2013	
KENNETH MILNE MEMORIAL CUP (Premier Grade) Brighton RUFC	PHIL CAMPBELL MEMORIAL CUP (Division 2 Reserves) Onkaparinga RUFC
DON PARRY MEMORIAL CUP (Premier Reserve Grade) Old Collegians RFC	BOB ELLARD CUP (Women's) Onkaparinga RUFC
J.V. CASE MEMORIAL CUP (Division 2) Old Collegians RFC	COOPERS CUP (Champion Club) Old Collegians RFC

Don Smith Awards Night

SA Rugby's annual Don Smith Medal Awards night was held on September 11 at the Piccadilly Cinema, North Adelaide. More than 160 guests enjoyed the presentation night that was compered by Roger Wills. The award winners are chosen by either SA Rugby or match officials.

DON SMITH MEDAL (Best and Fairest Men's Player)	Tim Mattin, Port Adelaide
EDNA REILLY MEMORIAL TROPHY (Best and Fairest Women's Player)	Nadia Di Girolamo, Old Collegians
CHAIRMAN'S TROPHY (Best Back)	Troy Doughty, Onkaparinga
PRESIDENT'S TROPHY (Best Forward)	Tim Mattin, Port Adelaide
SIR NORMAN JUDE TACKLING TROPHY	Tim Mattin, Port Adelaide
TAMAKI CUP MINOR PREMIERS, DIVISION 1	Brighton
SARU WOMEN'S TEAM TRIES AWARD	Onkaparinga
BOB HOGARTH TOP TEAM TROPHY (Most Tries)	Old Collegians, Premier Reserve
RAY ROSSER MEMORIAL TROPHY COACHES AWARD	Steve Pepper, Burnside
RAY HERDE SHEILD (Most Outstanding Under 21 player)	James Buckland, Onkaparinga
MEREDITH KNOWLER TACKLING TROPHY (Women)	Aimee Tanimu, Onkaparinga
NEIL CHARTER DEVELOPMENT SHIELD	Karen Montero, Onkaparinga
DARRYL RYAN MEMORIAL SHIELD (Best Grounds)	Onkaparinga
H.J. ROGERS MEMORIAL SHIELD (Outstanding Administrative Service)	Peter Wilson
ADELAIDE BLACK FALCONS PHYSIO DIRECT BEST TEAM PLAYER	Gary Mann
COOPERS ALEHOUSE VOLUNTEER OF THE YEAR	Micky Wilson, Woodville

Friends We Farewelled

Bob Burgess	Life Member of Old Collegians, 2007 Hall of Fame Inductee and former Crippled Crow.
Arthur Mallison	SA Rugby Life Member and Hall of Fame inductee. Member of the Woodville RUFC. He was an integral part of the SA Rugby community.
Sue Swanson	Life Member North Torrens RUFC, formerly North Adelaide. Her six sons and daughter each played Rugby for the Club.

Honour Roll 2013

Both the SA Rugby Hall of Fame and Life Member's honour boards received a boost in membership in 2013, after six outstanding Rugby supporters received special honours.

Hall of Fame inductees:

Paul Douglas was the 1986 Don Smith medallist, played 310 senior games in South Australia, coached from 1996 to 2011 including as the State Under 16's coach in 2000. He is a Life Member of Elizabeth and, impressively, has sponsored the Club for 20 years.

Alf Chapple is a Brighton Life Member who, from 1959, contributed to Rugby in South Australia as a player, coach, referee and administrator. He was instrumental in establishing several Rugby initiatives, including the Primary School's competition that revitalised junior Rugby.

Max Conry was the Woodville trainer and medic for 41 years. He is a Life Member of the Club, which he joined in 1972. Max was Woodville's secretary from 1998-2001 and was a committee member for two years. He played for the State Under 18's and senior teams, and was the State team's trainer for four years.

Life Member inductees:

Peter Brown has been a Woodville committee member for 44 years and has life membership and player life membership of the Club. He has a long, impressive record of service to Rugby, including as a SA Rugby board member and vice-president, and various committees over several decades. He is also a SA Rugby Hall of Fame recipient.

Geoff Holdich has been involved in Rugby since 1953 and was SA Rugby's president for 12 years. Geoff has been an integral member of Old Collegians and has been their president and treasurer. He has provided his leadership on many committees including the Rugby World Cup in Adelaide and the International Rugby Sevens. He was team manager for several State teams.

Player Life Member inductee:

Peter "Snoopy" Jackson has provided service to South Australian Rugby for more than three decades. He has represented South Australia at the junior and senior levels and competed in the Adelaide Provincial Sevens and South African Winfield Sevens tournaments, representing South Australia. He has played in nine premierships with Brighton.



1



2



3



- 1 Tim Mattin (L) receiving the Don Smith Medal from John Colley
- 2 Nadia Di Girolamo (L) receiving the Edna Reilly Memorial Trophy from Meredith Knowler
- 3 Troy Doughty (L) receiving the Chairman's Trophy from Wally Bell
- 4 Tim Mattin (L) receiving the President's Trophy from Phil Badcock
- 5 Phil Badcock (R) presenting Peter Jackson with the Tamaki Cup
- 6 Micky Wilson (L) receiving the Volunteer of the Year Award from Lachlan Clark



4



5



6



Financial Statements

ABN 67 091 684 409

FOR THE YEAR ENDED 31

DECEMBER 2013

Contents

- 13 DIRECTORS' REPORT
- 16 AUDITORS
INDEPENDENCE
DECLARATION UNDER
SECTION 307C OF ACT
2001
- 16 INCOME STATEMENT
- 16 STATEMENT OF
COMPREHENSIVE
INCOME
- 17 BALANCE SHEET
- 18 STATEMENT OF
CHANGES
IN EQUITY
- 18 STATEMENT OF
CASH FLOWS
- 19 NOTES TO THE
FINANCIAL
STATEMENTS
- 29 DIRECTORS'
DECLARATION
- 29 INDEPENDENT AUDIT
REPORT
- 30 ADDITIONAL
INFORMATION

South Australian Rugby Union Ltd

ABN 67 091 684 409

Director's Report

31 December 2013

Your directors present their report on the company for the financial year ended 31 December 2013.

I. General information

Directors

The names of the directors in office at any time during, or since the end of, the year are:

Names

W Bell

S Dumican

N Whittaker

M Knowler

M Pickard

J Easling

D O'Callaghan

C Darby

S Ludlam

Directors have been in office since the start of the financial year to the date of this report unless otherwise stated.

Principal Activities

The principal activities of the South Australian Rugby Union Ltd during the financial year were the playing and promotion of Rugby Union in South Australia and the stewardship of the accumulated assets of the company.

Short term objectives

The company's short term objectives are:

- To maximise the South Australian community's interest in Rugby Union;
- To maximise the South Australian community's participation in Rugby Union;
- To improve the quality of the participation experience within the South Australian Rugby Union;
- To improve the sustainability and viability of South Australian community rugby providers;
- To grow the financial resources available to invest in South Australian Rugby Union.

Long term objectives

The company's long term objectives are to:

- To establish a thriving Rugby environment, underpinned by healthy participation, a high level of engagement and strong achievement at all levels.

South Australian Rugby Union Ltd

ABN 67 091 684 409

Director's Report

31 December 2013

1. General information continued

Strategy for achieving the objectives

To achieve these objectives, the company has adopted the following strategies:

- To work with local media, the Government of South Australia and the SA Rugby community to increase the profile of local Rugby Union and stage regular, international and high quality Rugby Union in South Australia;
- To work in partnership with a range of community stakeholders including Government, South Australian businesses, Rugby Clubs, rugby participants (players, officials and administrators) to conduct a range of programs and activities to attract and recruit junior and senior players, coaches, officials and volunteers to be actively involved in the Rugby community;
- To retain a large percentage of participants from year to year by offering quality competition appropriate to the needs of our constituents, education and training programs and opportunities for players to participate in State Representative programs;
- To work in partnership with local government, the Government of South Australia and the Australian Rugby Union to ensure SA Rugby facilities and SA Rugby providers have the capacity and capability to deliver quality Rugby experiences and to cater for growth;
- To ensure SA Rugby and Rugby providers have the financial and physical resources to carry out our collective strategies.

How principal activities assisted in achieving the objectives

The principal activities assisted the company in achieving its objectives by:

- Providing the personnel, funds, competitions and consultative and regulatory structure to progressively achieve the objectives set.

Performance measures

The following measures are used within the company to monitor performance:

- Player participation rates;
- Strategic plan milestones;
- Monthly CEO reporting;
- Budget targets for sponsorship income;
- Maintenance of net assets levels;
- Financial Surplus.

Members guarantee

South Australian Rugby Union Ltd is a company limited by guarantee. In the event of, and for the purpose of winding up of the company, the amount capable of being called up from each member is limited to \$100 subject to the provisions of the company's constitution.

2. Business review

Operating Results

The profit of the company after providing for income tax amounted to \$ 422.

South Australian Rugby Union Ltd

ABN 67 091 684 409

Director's Report

31 December 2013

3. Director Information

Meetings of Directors

During the financial year, 11 meetings of directors (including committees of directors) were held. Attendances by each director during the year were as follows:

	Directors' Meetings	
	Eligible to attend	Number attended
W Bell	11	9
S Dumican	11	9
N Whittaker	11	6
M Knowler	11	9
M Pickard	11	8
J Easling	11	6
D O'Callaghan	11	8
C Darby	11	7
S Ludlam	11	7


4. Other items

Auditors Independence Declaration

A copy of the auditor's independence declaration as required under section 307C of the Corporations Act 2001 is set out at page 16.

Signed in accordance with a resolution of the Board of Directors:

Director:



W Bell

Director:



N Whittaker

Dated this 15th day of April 2014.

South Australian Rugby Union Ltd

ABN 67 091 684 409

Auditors Independence Declaration under Section 307C of the Corporations Act 2001

I declare that, to the best of my knowledge and belief, during the year ended 31 December 2013 there have been:

- (i) no contraventions of the auditor independence requirements as set out in the Corporations Act 2001 in relation to the audit; and
- (ii) no contraventions of any applicable code of professional conduct in relation to the audit.

Perks Audit & Assurance

PERKS AUDIT & ASSURANCE

180 Greenhill Road
Parkside South Australia 5063

P Hill

PETER J HILL

Director
Registered Company Auditor

Dated at Adelaide this 15th day of April 2014.

Income Statement

For the Year Ended 31 December 2013

	2013	2012
	\$	\$
Revenue	518,646	489,847
Other income	575,112	545,982
Employee benefits expense	(479,761)	(477,489)
Depreciation	(6,384)	(6,846)
Other expenses	(607,191)	(552,359)
Profit / (loss) before income tax	422	(865)
Profit / (loss) attributable to members	422	(865)

Statement of Comprehensive Income

For the Year Ended 31 December 2013

	2013	2012
	\$	\$
Net income/(loss) for the period	422	(865)
Total comprehensive income for the year attributable to members	422	(865)

The accompanying notes form part of these financial statements.

South Australian Rugby Union Ltd

ABN 67 091 684 409

Balance Sheet

31 December 2013

	Note	2013 \$	2012 \$
ASSETS			
Current assets			
Cash and cash equivalents	3	86,789	136,722
Trade and other receivables	4	116,572	88,447
Inventories	5	27,060	10,354
Other assets	6	3,935	5,448
Total current assets		234,356	240,971
Non-current assets			
Property, plant and equipment	7	14,074	13,506
Total non-current assets		14,074	13,506
TOTAL ASSETS		248,430	254,477
LIABILITIES			
Current liabilities			
Trade and other payables	8	60,533	54,313
Short-term provisions	9	797	8,857
Other Liabilities	10	52,077	63,137
Total current liabilities		113,407	126,307
Non-current liabilities			
Long-term provisions	9	23,252	16,821
Total non-current liabilities		23,252	16,821
TOTAL LIABILITIES		136,659	143,128
NET ASSETS		111,771	111,349
EQUITY			
Retained earnings		111,771	111,349
TOTAL EQUITY		111,771	111,349

The accompanying notes form part of these financial statements.

South Australian Rugby Union Ltd

ABN 67 091 684 409

Statement of Changes in Equity

For the Year Ended 31 December 2013

	Retained Earnings \$	Total \$
Balance at 1 January 2013	111,349	111,349
Profit attributable to members of the company	422	422
Balance at 31 December 2013	111,771	111,771

	Retained Earnings \$	Total \$
Balance at 1 January 2012	112,214	112,214
Profit (loss) attributable to members of the company	(865)	(865)
Balance at 31 December 2012	111,349	111,349

Statement of Cash Flows

For the Year Ended 31 December 2013

	Note	2013 \$	2012 \$
Cash from operating activities:			
Receipts from customers		1,174,124	1,095,069
Payments to suppliers and employees		(1,217,910)	(1,122,833)
Interest received		804	2,042
Net cash provided by (used in) operating activities	14	(42,982)	(25,722)
Cash flows from investing activities:			
Payment for plant and equipment		(6,951)	(6,235)
Net cash provided by (used in) investing activities		(6,951)	(6,235)
Other activities:			
Net increase (decreases) in cash held		(49,933)	(31,957)
Cash at beginning of financial year		136,722	168,679
Cash at end of financial year	3	86,789	136,722

The accompanying notes form part of these financial statements.

South Australian Rugby Union Ltd

ABN 67 091 684 409

Notes to the Financial Statements

For the Year Ended 31 December 2013

I Summary of Significant Accounting Policies

(a) General information

The financial report is for South Australian Rugby Union Ltd as an individual entity, incorporated and domiciled in Australia. South Australian Rugby Union Ltd is a company limited by guarantee.

(b) Basis of preparation

The financial statements are a general purpose financial statements that has been prepared in accordance with Australian Accounting Standards - Reduced Disclosure Requirements and the *Corporations Act 2001*.

Australian Accounting Standards set out accounting policies that the AASB has concluded would result in financial statements containing relevant and reliable information about transactions, events and conditions.

Material accounting policies adopted in the preparation of these financial statements are presented below and have been consistently applied unless otherwise stated.

The financial statements have been prepared on an accruals basis and are based on historical costs modified, where applicable, by the measurement at fair value of selected non-current assets, financial assets and financial liabilities.

(c) Income tax

No provision for income tax has been raised as the company is exempt from income tax under Div 50 of the *Income Tax Assessment Act 1997*.

(d) Comparative figures

When required by Accounting Standards, comparative figures have been adjusted to conform to changes in presentation for the current financial year.

(e) Financial Instruments

Initial recognition and measurement

Financial assets and financial liabilities are recognised when the company becomes a party to the contractual provisions to the instrument. For financial assets, this is the equivalent to the date that the company commits itself to either the purchase or sale of the asset (i.e. trade date accounting is adopted).

Financial instruments are initially measured at cost on trade date, which includes transaction costs, when the related contractual rights or obligations exist. Subsequent to initial recognition these instruments are measured as set out below.

Classification and subsequent measurement

Financial instruments are subsequently measured at either fair value, amortised cost using the effective interest rate method, or cost. *Fair value* represents the amount for which an asset could be exchanged or a liability settled, between knowledgeable, willing parties in arm's length transaction. Where available, quoted prices in an active market are used to determine fair value. In other circumstances, valuation techniques are adopted.

Amortised cost is calculated as:

- (a) the amount at which the financial asset or financial liability is measured at initial recognition;
- (b) less principal repayments;
- (c) plus or minus the cumulative amortisation of the difference, if any, between the amount initially recognised and the maturity amount calculated using the *effective interest method*; and
- (d) less any reduction for impairment.

South Australian Rugby Union Ltd

ABN 67 091 684 409

Notes to the Financial Statements

For the Year Ended 31 December 2013

I Summary of Significant Accounting Policies continued

(e) Financial Instruments continued

The *effective interest method* is used to allocate interest income or interest expense over the relevant period and is equivalent to the rate that exactly discounts estimated future cash payments or receipts (including fees, transaction costs and other premiums or discounts) through the expected life (or when this cannot be reliably predicted, the contractual term) of the financial instrument to the net carrying amount of the financial asset or financial liability. Revisions to expected future net cash flows will necessitate an adjustment to the carrying value with a consequential recognition of an income or expense in profit or loss.

The classification of financial instruments depends on the purpose for which the investments were acquired. Management determines the classification of its investments at initial recognition and at the end of each reporting period for held-to-maturity assets.

The company does not designate any interest as being subject to the requirements of accounting standards specifically applicable to financial instruments.

(i) Financial assets at fair value through profit or loss

Financial assets are classified at 'fair value through profit or loss' when they are held for trading for the purpose of short-term profit taking, derivatives not held for hedging purposes, or when they are designated as such to avoid an accounting mismatch or to enable performance evaluation where a group of financial assets is managed by key management personnel on a fair value basis in accordance with a documented risk management or investment strategy. Such assets are subsequently measured at fair value with changes in carrying value being included in profit or loss.

The company did not hold financial assets at fair value through profit or loss either in the current or comparative financial years.

(ii) Loans and receivables

Loans and receivables are non-derivative financial assets with fixed or determinable payments that are not quoted in an active market and are subsequently measured at amortised cost.

Loans and receivables are included in current assets, except for those which are not expected to mature within 12 months after the end of the reporting period.

(iii) Held-to-maturity investments

Held-to-maturity investments are non-derivative financial assets that have fixed maturities and fixed or determinable payments, and it is the company's intention to hold these investments to maturity. They are subsequently measured at amortised cost.

Held-to-maturity investments are included in non-current assets, except for those which are expected to be realised within 12 months after the end of the reporting period, which will be classified as current assets.

If during the period the company sold or reclassified more than an insignificant amount of the held-to-maturity investments before maturity, the entire held-to-maturity investments category would be tainted and reclassified as available-for-sale.

The company did not hold any held-to-maturity investments in the current or comparative financial year.

(iv) Available-for-sale financial assets

Available-for-sale financial assets are non-derivative financial assets that are either not suitable to be classified into other categories of financial assets due to their nature, or they are designated as such by management.

They comprise investments in the equity of other entities where there is neither a fixed maturity nor fixed or determinable payments.

Available-for-sale financial assets are included in non-current assets, except for those which are expected to be realised within 12 months after the end of the reporting period.

South Australian Rugby Union Ltd

ABN 67 091 684 409

Notes to the Financial Statements

For the Year Ended 31 December 2013

I Summary of Significant Accounting Policies continued

(e) Financial Instruments continued

(v) *Financial liabilities*

Non-derivative financial liabilities (excluding financial guarantees) are subsequently measured at amortised cost.

Fees payable on the establishment of loan facilities are recognised as transaction costs of the loan.

Borrowings are classified as current liabilities unless the company has an unconditional right to defer settlement of the liability for at least 12 months after the reporting date.

Impairment

Objective evidence that a financial asset is impaired includes default by a debtor. At the end of each reporting period, the company assesses whether there is objective evidence that a financial asset has been impaired through the occurrence of a loss event. In the case of available-for-sale financial instruments, a significant or prolonged decline in the value of the instrument is considered to indicate that an impairment has arisen.

Where a subsequent event causes the amount of the impairment loss to decrease (e.g. payment received), the reduction in the allowance account (provision for impairment of receivables) is taken through profit and loss.

However, any reversal in the value of an impaired available for sale asset is taken through other comprehensive income rather than profit and loss. Impairment losses are recognised through an allowance account for loans and receivables in the income statement.

Derecognition

Financial assets are derecognised where the contractual rights to receipt of cash flows expires or the asset is transferred to another party whereby the entity no longer has any significant continuing involvement in the risks and benefits associated with the asset. Financial liabilities are derecognised where the related obligations are either discharged, cancelled or expired. The difference between the carrying value of the financial liability extinguished or transferred to another party and the fair value of consideration paid, including the transfer of non-cash assets or liabilities assumed, is recognised in profit or loss.

When available-for-sale investments are sold, the accumulated fair value adjustments recognised in other comprehensive income are reclassified to profit or loss.

(f) Cash and cash equivalents

Cash and cash equivalents include cash on hand, deposits held at call with banks, other short-term highly liquid investments with original maturities of three months or less, and bank overdrafts. Bank overdrafts are shown within short-term borrowings in current liabilities on the balance sheet.

(g) Inventories

Inventories are measured at the lower of cost and net realisable value.

Inventories acquired at no cost, or for nominal consideration are valued at the current replacement cost as at the date of acquisition, which is the deemed cost.

(h) Property, plant and equipment

Each class of property, plant and equipment is carried at cost or fair value as indicated less, where applicable, any accumulated depreciation and impairment losses.

Items of plant and equipment are measured on the cost basis less depreciation and impairment losses.

Depreciation

The depreciable amount of all fixed assets including buildings and capitalised leased assets, but excluding freehold land, is depreciated on a straight-line or diminishing value basis over the asset's useful life to the company commencing from the time the asset is held ready for use.

South Australian Rugby Union Ltd

ABN 67 091 684 409

Notes to the Financial Statements

For the Year Ended 31 December 2013

I Summary of Significant Accounting Policies continued

(h) Property, plant and equipment continued

The estimated useful lives used for each class of depreciable assets are:

Class of Fixed Asset	Useful Life
Plant and Equipment	3 to 8 years
Furniture, Fixtures and Fittings	3 to 10 years

The assets' residual values and useful lives are reviewed, and adjusted if appropriate, at each balance sheet date.

(i) Impairment of non-financial assets

At the end of each reporting year, the company reviews the carrying values of its tangible and intangible assets to determine whether there is any indication that those assets have been impaired. If such an indication exists, the recoverable amount of the asset, being the higher of the asset's fair value less costs to sell and value in use, is compared to the asset's carrying value. Value in use is either the discounted cash flows relating to the asset or depreciated replacement cost if the criteria in AASB 136 'Impairment of Assets' are met. Any excess of the asset's carrying value over its recoverable amount is expensed to the income statement.

(j) Employee benefits

Provision is made for the company's liability for employee benefits arising from services rendered by employees to balance date. Employee benefits that are expected to be settled within one year have been measured at the amounts expected to be paid when the liability is settled. Employee benefits payable later than one year have been measured at present value of the estimated future cash outflows to be made for those benefits.

(k) Trade and other payables

Trade and other payables represent the liability outstanding at the end of the reporting period for goods and services received by the company during the reporting period which remain unpaid. The balance is recognised as a current liability with the amounts normally paid within 30 days of recognition of the liability.

(l) Provisions

Provisions are recognised when the company has a legal or constructive obligation, as a result of past events, for which it is probable that an outflow of economic benefits will result and that outflow can be reliably measured. Provisions recognised represent the best estimate of the amounts required to settle the obligation at reporting date.

(m) Revenue

Revenue is measured at the fair value of the consideration received or receivable after taking into account any trade discounts and volume rebates allowed. Any consideration deferred is treated as the provision of finance and is discounted at a rate of interest that is generally accepted in the market for similar arrangements. The difference between the amount initially recognised and the amount ultimately received is interest revenue.

Revenue from the sale of goods is recognised at the point of delivery as this corresponds to the transfer of significant risks and rewards of ownership of the goods and the cessation of all involvement in those goods.

Interest revenue is recognised on a proportional basis taking into account the interest rates applicable to the financial assets.

Dividends received from associates and joint venture entities are accounted for in accordance with the equity method of accounting.

Investment property revenue is recognised on a straight line basis over a period of lease term so as to reflect a constant periodic rate of return on the net investment.

South Australian Rugby Union Ltd

ABN 67 091 684 409

Notes to the Financial Statements

For the Year Ended 31 December 2013

I Summary of Significant Accounting Policies continued

(m) Revenue continued

Revenue recognition relating to the provision of services is determined with reference to the stage of completion of the transaction at the reporting date and where the outcome of the contract can be estimated reliably. Stage of completion is determined with reference to the services performed to date as a percentage of total anticipated services to be performed. Where the outcome cannot be estimated reliably, revenue is recognised only to the extent that related expenditure is recoverable.

All revenue is stated net of the amount of goods and services tax (GST).

(n) Goods and Services Tax (GST)

Revenues, expenses and assets are recognised net of the amount of GST, except where the amount of GST incurred is not recoverable from the Tax Office. In these circumstances the GST is recognised as part of the cost of acquisition of the asset or as part of an item of the expense. Receivables and payables in the balance sheet are shown inclusive of GST.

Cash flows are presented in the cash flow statement on a gross basis, except for the GST component of investing and financing activities, which are disclosed as operating cash flows.

(o) New accounting standards for application in future periods

The AASB has issued new and amended Accounting Standards and Interpretations that have mandatory application dates for future reporting periods. The company has decided against early adoption of these Standards. The following table summarises those future requirements, and their impact on the company.

Standard name	Effective date for entity	Requirements	Impact
AASB 9 Financial Instruments and amending standards AASB 2009 11 / AASB 2010 7	30 June 2016	- Changes to the classification and measurement requirements for financial assets and financial liabilities. - New rules relating to derecognition of financial instruments.	The impact of AASB 9 has not yet been determined as the entire standard has not been released
AASB 2011 2 Amendments to Australian Accounting Standards arising from Trans Tasman convergence – Reduced Disclosure Requirements	30 June 2014	Highlights the disclosures not required in AASB 1054 for entities applying the RDR.	FOR RDR ENTITIES Little impact since the disclosures are not included in the RDR financials. FOR NON RDR ENTITIES The entity is not adopting the RDR and therefore this standard is not relevant.
AASB 13 Fair Value Measurement. AASB 2011 8 Amendments to Australian Accounting Standards arising from AASB 13 [AASB 1, 2, 3, 4, 5, 7, 9, 2009 11, 2010 7, 101, 102, 108, 110, 116, 117, 118, 119, 120, 121, 128, 131, 132, 133, 134, 136, 138, 139, 140, 141, 1004, 1023 & 1038 and Interpretations 2, 4, 12, 13, 14, 17, 19, 131 & 132]	30 June 2014	AASB 13 provides a precise definition of fair value and a single source of fair value measurement and disclosure requirements for use across Accounting Standards but does not change when fair value is required or permitted. There are a number of additional disclosure requirements.	Fair value estimates currently made by the entity will be revised and potential changes to reported values may be required. The entity has not yet determined the magnitude of any changes which may be needed. Some additional disclosures will be needed.

South Australian Rugby Union Ltd

ABN 67 091 684 409

Notes to the Financial Statements

For the Year Ended 31 December 2013

2 Result for the Year

(a) Expenses

	2013	2012
	\$	\$
Depreciation	6,384	6,846
Employee costs	479,761	477,489
Audit Remuneration	4,654	4,590

3 Cash and cash equivalents

	2013	2012
	\$	\$
Cash on hand	264	182
Cash at bank	86,339	48,117
Short-term bank deposits	186	88,423
	86,789	136,722

4 Trade and other receivables

	2013	2012
	\$	\$
CURRENT		
Trade receivables	116,572	88,447
	116,572	88,447
Total current trade and other receivables	116,572	88,447

5 Inventories

	2013	2012
	\$	\$
CURRENT		
At Cost		
Finished goods	27,060	10,354
	27,060	10,354

6 Other Assets

	2013	2012
	\$	\$
CURRENT		
Prepayments	3,935	5,448
	3,935	5,448

South Australian Rugby Union Ltd

ABN 67 091 684 409

Notes to the Financial Statements

For the Year Ended 31 December 2013

7 Property, plant and equipment

	2013	2012
	\$	\$
PLANT AND EQUIPMENT		
Plant and equipment		
At cost	30,112	32,493
Accumulated depreciation	(26,998)	(28,041)
Total plant and equipment	<u>3,114</u>	4,452
Office equipment		
At cost	42,959	67,916
Accumulated depreciation	(31,999)	(58,862)
Total office equipment	<u>10,960</u>	9,054
Total property, plant and equipment	<u>14,074</u>	13,506

Movements in Carrying Amounts

Movement in the carrying amount for each class of property, plant and equipment between the beginning and the end of the current financial year

	Plant and Equipment	Office Equipment	Total
	\$	\$	\$
Balance at the beginning of year	4,453	9,053	13,506
Additions	-	6,952	6,952
Depreciation expense	(1,338)	(5,046)	(6,384)
Carrying amount at the end of year	<u>3,115</u>	<u>10,959</u>	<u>14,074</u>

South Australian Rugby Union Ltd

ABN 67 091 684 409

Notes to the Financial Statements

For the Year Ended 31 December 2013

8 Trade and other payables

	2013	2012
	\$	\$
CURRENT		
Unsecured liabilities		
Trade payables	26,579	20,338
Accrued employee entitlements	2,641	2,808
Sundry payables and accrued expenses	25,748	29,737
Other payables	5,565	1,430
	60,533	54,313

9 Provisions

	2013	2012
	\$	\$
CURRENT		
Employee benefits	797	8,857
	797	8,857
NON-CURRENT		
Employee benefits	23,252	16,821
	23,252	16,821

10 Other Liabilities

	2013	2012
	\$	\$
CURRENT		
Other current liabilities	27,743	11,570
Revenue received in advance	24,334	51,567
	52,077	63,137

11 Members' Guarantee

The company is incorporated under the *Corporations Act 2001* and is a company limited by guarantee. If the company is wound up, the Constitution states that each member is required to contribute a maximum of \$100 each towards meeting any outstandings and obligations of the company.

12 Capital and Leasing Commitments

(a) Operating lease commitments

Non-cancellable operating leases contracted for but not capitalised in the financial statements comprise the office and photocopier lease.

South Australian Rugby Union Ltd

ABN 67 091 684 409

Notes to the Financial Statements

For the Year Ended 31 December 2013

13 Financial Risk Management

The company's financial instruments consist mainly of deposits with banks, local money market instruments, short-term investments, accounts receivable and payable and other loans.

The totals for each category of financial instruments, measured in accordance with AASB 139 as detailed in the accounting policies to these financial statements, are as follows:

	2013	2012
	\$	\$
Financial Assets		
Cash and cash equivalents	86,789	136,722
Trade and other receivables	116,572	88,447
Total financial assets	203,361	225,169
Financial Liabilities		
Financial liabilities at amortised cost		
- Trade and other payables	60,534	54,314
Total financial assets	60,534	54,314

14 Cash Flow Information

Reconciliation of Cash Flow from Operations with Profit after Income Tax

	2013	2012
	\$	\$
Net loss/income for the period	422	(865)
Cash flows excluded from profit attributable to operating activities		
Non-cash flows in profit		
Depreciation	6,384	6,846
Changes in assets and liabilities		
(Increase)/decrease in trade and term receivables	(28,125)	(42,097)
(Increase)/decrease in prepayments	1,513	6,245
(Increase)/decrease in inventories	(16,706)	1,526
Increase/(decrease) in trade payables and accruals	6,220	12,434
Increase/(decrease) in other liabilities	(11,062)	(9,922)
Increase/(decrease) in provisions	(1,628)	111
Net cash used in operating activities	(42,982)	(25,722)

South Australian Rugby Union Ltd

ABN 67 091 684 409

Notes to the Financial Statements

For the Year Ended 31 December 2013

15 Company Details

Registered Office

The registered office of the company is:
South Australian Rugby Union Ltd
180 Greenhill Road
Parkside SA 5063

Principal place of business

The principal place of business is:
South Australian Rugby Union Ltd
Memorial Drive Complex
War Memorial Drive
North Adelaide SA 5006

South Australian Rugby Union Ltd


ABN 67 091 684 409

Directors' Declaration

The directors of the entity declare that:

1. The financial statements and notes, as set out on pages 13 to 31, are in accordance with the *Corporations Act 2001* and:
 - (a) comply with Australian Accounting Standards- Reduced Disclosure Requirements; and
 - (b) give a true and fair view of the financial position as at 31 December 2013 and of the performance for the year ended on that date of the entity.
2. In the directors' opinion, there are reasonable grounds to believe that the entity will be able to pay its debts as and when they become due and payable.

This declaration is made in accordance with a resolution of the Board of Directors.

Director 

W Bell

Director 

N Whittaker

Dated this 15th day of April 2014.

Report on the Financial Report

We have audited the accompanying financial report of South Australian Rugby Union Ltd (the company), which comprises the balance sheet as at 31 December 2013, and the income statement, statement of comprehensive income, statement of changes in equity and statement of cash flows for the year ended on that date, a summary of significant accounting policies, other explanatory notes and the directors' declaration.

Directors' Responsibility for the Financial Report

The directors of the company are responsible for the preparation of the financial report that gives a true and fair view in accordance with Australian Accounting Standards - Reduced Disclosure Requirements and the *Corporations Act 2001* and for such internal control as the directors determine is necessary to enable the preparation of the financial report that is free from material misstatement, whether due to fraud or error.

Auditor's Responsibility

Our responsibility is to express an opinion on the financial report based on our audit. We conducted our audit in accordance with Australian Auditing Standards. Those standards require that we comply with relevant ethical requirements relating to audit engagements and plan and perform the audit to obtain reasonable assurance whether the financial report is free from material misstatement.

An audit involves performing procedures to obtain audit evidence about the amounts and disclosures in the financial report. The procedures selected depend on the auditor's judgement, including the assessment of the risks of material misstatement of the financial report, whether due to fraud or error. In making those risk assessments, the auditor considers internal control relevant to the company's preparation of the financial report that gives a true and fair view in order to design audit procedures that are appropriate in the circumstances, but not for the purpose of expressing an opinion on the effectiveness of the company's internal control. An audit also includes evaluating the appropriateness of accounting policies used and the reasonableness of accounting estimates made by the directors, as well as evaluating the overall presentation of the financial report.

We believe that the audit evidence we have obtained is sufficient and appropriate to provide a basis for our audit opinion.

Independence

In conducting our audit, we have complied with the independence requirements of the *Corporations Act 2001*. We confirm that the independence declaration required by the *Corporations Act 2001* has been provided to the directors of South Australian Rugby Union Ltd as at the date of this auditor's report.

South Australian Rugby Union Ltd

ABN 67 091 684 409

Auditor's Opinion

In our opinion the financial report of South Australian Rugby Union Ltd is in accordance with the *Corporations Act 2001*, including:

- (a) giving a true and fair view of the company's financial position as at 31 December 2013 and of its performance for the year ended on that date; and
- (b) complying with Australian Accounting Standards- Reduced Disclosure Requirements and the Corporations Regulations 2001.

Perks Audit & Assurance

PERKS AUDIT & ASSURANCE

180 Greenhill Road
Parkside
South Australia 5063

P Hill

PETER J HILL

Director
Registered Company Auditor

Dated at Adelaide this 15th day of April 2014.

ABN 67 091 684 409

Disclaimer

The additional financial data presented on page 31 is in accordance with the books and records of the company which have been subjected to the auditing procedures applied in our statutory audit of the company for the year ended 31 December 2013. It will be appreciated that our statutory audit did not cover all details of the additional financial data. Accordingly, we do not express an opinion on such financial data and we give no warranty of accuracy or reliability in respect of the data provided. Neither the firm nor any member or employee of the firm undertakes responsibility in any way whatsoever to any person (other than South Australian Rugby Union Ltd) in respect of such data, including any errors of omissions therein however caused.

Perks Audit & Assurance

PERKS AUDIT & ASSURANCE

180 Greenhill Road
Parkside
South Australia 5063

P Hill

PETER J HILL

Director
Registered Company Auditor

Dated this 15th day of April 2014.

South Australian Rugby Union Ltd

ABN 67 091 684 409

Private information for the directors on the 2013 financial statements

Trading Profit and Loss Account

For the Year Ended 31 December 2013

	2013	2012
	\$	\$
Income		
Australian Rugby Union Grants	285,000	299,500
Representative teams (see offsetting expenses below)	250,734	155,831
Sponsorship	138,121	162,352
Club Fees	137,987	135,507
Functions and events (see offsetting expenses below)	96,251	125,984
Development programs and courses (inc Academy)	71,038	45,382
SA Government Grants	50,000	65,000
Competition and finals staging (see offsetting expenses below)	45,721	22,512
Bartercard referrals	16,473	18,482
Sales income (see offsetting expenses below)	1,372	440
Interest	805	2,042
Other income	256	2,797
Total Income	1,093,758	1,036,694
Less Expenses		
Salaries and wages	427,147	428,546
SARU Representative Teams (see offsetting income above)	291,696	213,912
Functions and events (see offsetting income above)	111,056	128,491
Competition staging costs including final series (see offsetting income above)	50,204	36,287
Superannuation	38,565	37,985
SARU Office expenses	30,339	30,850
Rugby development inc. Academy (see offsetting income above)	27,507	52,486
Marketing, communications and sponsor support	21,009	30,150
Postages, Printing and stationery	14,739	12,098
Referees' payments, training and equipment	11,786	12,329
WorkCover	11,546	9,811
Cost of sales (see offsetting income above)	10,499	353
Bank, Bartercard and ASIC charges	7,737	8,022
Telecommunication expenses	6,844	3,313
Depreciation	6,384	6,846
Motor Vehicle Expenses	5,225	6,464
Information technology expenses	4,774	4,004
Staff expenses	4,658	2,666
Audit Fees	4,654	4,590
Meeting and hospitality expenses	2,870	1,685
Insurance	2,821	2,799
Travel and accommodation	1,604	1,222
Sundry expenses	1,287	680
Inventory adjustment	13	995
Leave provisions	(1,628)	110
Total Expenses	1,093,337	1,036,694
Operating Profit/(loss)	422	(865)

These financial statements should be read in conjunction with the attached Disclaimer.

Office Bearers 2013

Patron

His Excellency Rear Admiral
Kevin Scarce AC CSC RANR
Governor of South Australia

President

Mr P Badcock

SARU Board

Mr W Bell (Chairman)
Mr N Whittaker
Mr M Pickard (*re-elected May 2013*)
Miss M Knowler
Mr S Dumican
Mr J Easling (*re-elected May 2013*)
Mr D O'Callaghan (*re-elected Sept 2013*)
Mr C Darby (*re-elected Oct 2013*)
Mr S Ludlam

Chief Executive Officer

Mr Lachlan Clark

Life Members

Mr AA Marks
Mr NC Mair*
Mr G Millar, OAM
Mr EE Apted
Mr G Doughty
Mr R Badcock*
Mr B Cooper
Mr ER Fidock, OAM
Mrs JA Millar
Mr M von Berg, MC
Mr NM Mair*
Mr GV Portus*
Mr AF Neilson*
Mr JV Case*
Mr J Parry*
Mr P Campbell*
Mr JA Carroll*
Mr CE Runge*
Mr KP Grayling MBE*

Mr C Plews*
Mr RJ Herde*
Mr BJ Hickman
Mr KA Phelps
Mr NP Whittaker
Mr A Mallison*
Mr P Badcock
Mr P Brown
Mr G Holdich
* Deceased

Referee Life Members

Mr G Burrows
Mr M Rixon
Mr R Essery
Mr GB Pope
Mr A Collins

Player Life Members

Mr H Dijkman
Mr S Elliott
Mr R Kitson
Mr M McKenzie-Smith
Mr K Ramsay
Mr JR Fidock
Mr P Jackson

Member Delegates

Adelaide University

Mr Jarrod Chave
Mr Morrie Leen

Barossa Rams

Mr Fraser Vivian
Mr Mark Cooper

Brighton

Mr Peter Jackson
Mr Roger Lassen

Burnside

Mr John O'Neill

Elizabeth

Mr Guy Grosse

North Torrens

Mr P Gilbert
Mr Keith Bell

Old Collegians

Ms Kim Evans
Mr Lenny Eilers

Onkaparinga

Mr Michael Gun
Mr Michael Shelton
Mr Bill Goodall

Port Adelaide

Mr Marcus Lodge
Mrs Fiona Chapman

Southern Suburbs

Mr Serge Naumenko

Woodville

Mr John Colley
Mr Micky Wilson

North East Districts

Mr Chris Bereny
Mr Stephen Carroll

Western Districts (Vikings)

Mr Bill Banks

Crippled Crows

Mr John Markwick
Mr Peter Brown

South Australian Schools Union

Mr Tony Begley

South Australian Referees Association

Mr Gary Howat
Mr Steve Sandford

Delegate to the Australian Rugby Union

Mr Wally Bell

Solicitor

Mr Justin Courtney, Kain C+C

Auditors

Perks Accountants

SA Rugby wishes to thank its

2013 Season Sponsors & Supporters

PREMIER PARTNERS



MAJOR PARTNERS



CORPORATE PARTNERS



MEDIA PARTNERS

The Advertiser

Sunday Mail





SOUTH AUSTRALIAN RUGBY UNION LTD

Memorial Drive Complex
War Memorial Drive, North Adelaide SA 5006

PO Box 43 North Adelaide SA 5006

P +61 8 7070 6940 F +61 8 8231 8066

www.sarugby.com.au