



**2017-18
MEDIA GUIDE**



QUENCH
TIME



OBEY
YOUR
THIRST

2017-18 HORNETS MEDIA GUIDE



HORNETS SPORTS & ENTERTAINMENT

OFFICE ADDRESS	333 East Trade Street, Charlotte, NC 28202
TELEPHONE	704-688-8600
ARENA	Spectrum Center (19,077)
TICKET INFORMATION	704-HORNETS
WEBSITE	hornets.com
TWITTER	@hornets

COMMUNICATIONS CONTACT INFORMATION

MIKE CRISTALDI Vice President of Communications	704-688-8866 mcristaldi@hornets.com
JOSH ROSEN Director of Communications	704-688-8863 jrosen@hornets.com
BRIAN TRAVIS Senior Manager of Basketball Communications	704-688-8862 btravis@hornets.com
NATALIE BRENEMAN Coordinator of Communications	704-688-8865 nbreneman@hornets.com
COMMUNICATIONS GAME NIGHT OFFICE	704-688-8864
COMMUNICATIONS SCORER'S TABLE PHONE	704-688-8867
COMMUNICATIONS PRESS ROW PHONE	704-688-8868
COMMUNICATIONS FAX	704-688-7864

CREDITS

EDITORS	Mike Cristaldi, Josh Rosen, Brian Travis, Danny Franks, Natalie Breneman
DESIGN, LAYOUT AND PRODUCTION	Ashley LaPlante
PRINTING	iTek Graphics
PHOTOGRAPHY	Kent Smith, NBAE/Getty Images, James Quantz Jr.
SPECIAL THANKS	Elias Sports Bureau, Cole Lawrence, Katerina Kienle, Takisha Anzadula, Past Communications Interns

© 2017 Charlotte Hornets

All NBA and team insignia depicted in this publication are the property of NBA Properties, Inc. and the respective teams of the NBA and may not be reproduced for commercial purposes without the prior written consent of NBA Properties, Inc. The information contained in this publication was compiled by the Charlotte Hornets and is provided as a courtesy to our fans and the press and may be used only for personal or editorial purposes. Any commercial use of this information is prohibited without the prior written consent of the Charlotte Hornets.

CHARLOTTE HORNETS TABLE OF CONTENTS

FRONT OFFICE

Staff Directory	6-7
Michael Jordan	8
Ownership Group	9
Curtis J. Polk / Office of the Chairman	10
Fred A. Whitfield	11
Pete Guelli	12
James R. Jordan	12
Seth Bennett	12
Jacob Gallagher	13
Donna Julian	13
Josh Kramer	13
Executive Staff	14
Front Office Staff	15-18

BASKETBALL OPERATIONS

Rich Cho	20
Buzz Peterson	21
Larry Jordan	21
Steve Clifford	22
Stephen Silas	23
Pat Delany	24
Steve Hetzel	24
Mike Batiste	24
Eddie Jordan	25
Bruce Kreuzer	25
Chris Whitney	26
Adam Filippi	26
Todd Quinter	26
Drew Perry	27
David Duquette	27
Scouting Staff	27
Steve Stricker	28
Matt Fria	28
Dennis Williams	28
Aaron Karkow	29
Jason Rivera	29
Support Staff	29
Medical Staff	30
Greensboro Swarm	31-32

PLAYERS

Roster	34
How the Hornets Were Built	35
Dwayne Bacon	36-37
Nicolas Batum	38-41
Michael Carter-Williams	42-45
Treveon Graham	46-49
Dwight Howard	50-55
Frank Kaminsky	56-59
Michael Kidd-Gilchrist	60-63
Jeremy Lamb	64-67
Mangok Mathiang	68-69
Maiik Monk	70-71
Johnny O'Bryant	72-75
Marcus Paige	76-77
Julyan Stone	78-81
Kemba Walker	82-85
Marvin Williams	86-89
Cody Zeller	90-93

2016-17 SEASON REVIEW

Final Roster / Record Breakdown/ Honors	96
Game-by-Game Results	97
Final Stats	98
Miscellaneous Stats / Team Records	99
Starting Lineups / Team Leadership	100
Games Missed	101
Team Highs and Lows	102
Individual Highs	103
Individual High Games	104

HISTORY

Year-by-Year Results	106
All-Time Coaching Records	107
2015-16 History	108-109
2014-15 History	110-111
2013-14 History	112-113
2012-13 History	114-115
2011-12 History	116-117
2010-11 History	118-119
2009-10 History	120-121
2008-09 History	122-123
2007-08 History	124-125
2006-07 History	126-127
2005-06 History	128-129
2004-05 History	130-131
2001-02 History	132-133
2000-01 History	134-135
1999-2000 History	136-137
1998-99 History	138-139
1997-98 History	140-141
1996-97 History	142-143
1995-96 History	144-145
1994-95 History	146-147
1993-94 History	148-149
1992-93 History	150-151
1991-92 History	152-153
1990-91 History	154-155
1989-90 History	156-157
1988-89 History	158-159
Year-by-Year Comparisons	160
All-Time Roster	161-193
Key Dates In Hornets History	194-208
Draft History	209-212
Awards and Honors	213
All-Star Weekend	214

RECORDS

Hornets Team Records	216-218
Hornets Individual Records	219
Opponents Records	220-221
Hornets Miscellaneous Records	222
Hornets Career Records	223-225
Hornets Season Records	226-228
Hornets All-Time Triple-Doubles	229
Spectrum Center Team Records	230-231
Spectrum Center Individual Records	232

PLAYOFFS

Results	234-236
Stats	237-245
Hornets Records	246-247
Opponents Records	248-249

NBA

NBA Directory	252
G League Directory	253
Atlanta Hawks	254
Boston Celtics	255
Brooklyn Nets	256
Chicago Bulls	257
Cleveland Cavaliers	258
Dallas Mavericks	259
Denver Nuggets	260
Detroit Pistons	261
Golden State Warriors	262
Houston Rockets	236
Indiana Pacers	264
Los Angeles Clippers	265
Los Angeles Lakers	266
Memphis Grizzlies	267
Miami Heat	268
Milwaukee Bucks	269
Minnesota Timberwolves	270
New Orleans Pelicans	271
New York Knicks	272
Oklahoma City Thunder	273
Orlando Magic	274
Philadelphia 76ers	275
Phoenix Suns	276
Portland Trail Blazers	277
Sacramento Kings	278
San Antonio Spurs	279
Toronto Raptors	280
Utah Jazz	281
Washington Wizards	282
Key Dates	283
NBA Cares	283

MISCELLANEOUS

Media Information	286-288
Hornets Beat Media / Stat Crew	289
Hornets in the Community	290-291
Spectrum Center	292-293



FRONT OFFICE

CHARLOTTE HORNETS **TEAM DIRECTORY**

FRONT OFFICE
 BBALL OPS
 PLAYERS
 16-17 REVIEW
 HISTORY
 RECORDS
 PLAYOFFS
 NBA
 MISC.

Chairman..... Michael Jordan
Executive Assistant to the Chairman..... Tina Parker
Vice Chairman & Alternate Governor Curtis J. Polk
Office of the Chairman..... Estee Portnoy
President, Chief Operating Officer & Alternate Governor..... Fred A. Whitfield
Executive Vice President & General Manager Rich Cho
Executive Vice President and Chief Sales & Marketing Officer Pete Guelli
Executive Vice President of Operations James R. Jordan

Basketball Operations
 Assistant General Manager.....Buzz Peterson
 Head Coach.....Steve Clifford
 Associate Head Coach.....Stephen Silas
 Assistant Coach.....Pat Delany
 Assistant Coach.....Steve Hetzel
 Assistant Coach.....Mike Batiste
 Assistant Coach.....Eddie Jordan
 Assistant Coach.....Bruce Kreuzer
 Director of Basketball Affairs.....David Duquette
 Director of Basketball Information Systems.....Scott Bullock
 Director of Basketball Operations.....Kathryn Karakus
 Director of Player Personnel.....Larry Jordan
 Director of Player Programs.....Chris Whitney
 Director of Pro Scouting.....Todd Quinter
 Director of Advance Scouting.....Drew Perry
 Scout.....Mike Born
 Scout.....Adam Filippi
 Scout.....Jakub Kudlacek
 Scout.....Matthew McKay
 Scout.....Dickey Simpkins
 Head Athletic Trainer.....Steve Stricker
 Strength & Conditioning Coach.....Matt Fria
 Assistant Athletic Trainer.....Aaron Karkow
 Assistant Athletic Trainer.....Dennis Williams
 Head Equipment Manager.....Jason Rivera
 Assistant Strength & Conditioning Coach.....Jason Meiring
 Assistant Equipment Manager.....James McCullough
 Coaching Assistant/Video Coordinator.....Rick Higgins
 Video Scout.....Mark Jenkins
 Team Physician.....Dr. Marcus Cook
 Team Physician.....Dr. Joe Garcia
 Team Dentist.....Dr. Larry Seitin
 Massage Therapist.....Claudia Hidalgo
 Director of Team Security.....Anthony Datcher
 Manager of Team Security.....Muriel Howell
 Manager of Team Services.....Raymond Rios
 Manager of Basketball Analytics.....David Kaplan
 Basketball Analyst.....Alexander Lee
 Software Developer.....Gary Robinson
 Basketball Operations Assistant.....Brady Graber
 Basketball Operations Assistant.....Jon Moul

Business Intelligence
 Vice President of Business Intelligence.....Chris Zeppenfeld
 Manager of Mobile Strategy.....Nicole Blackman
 Senior Coordinator of CRM.....Shawn-Marie Heiliger
 Business Analyst.....Tyler Franz
 Business Analyst.....Sophia Kim

Communications
 Vice President of Communications.....Mike Cristaldi
 Senior Director of Interactive Media.....Matt Rochinski
 Director of Communications.....Josh Rosen
 Senior Manager of Basketball Communications.....Brian Travis
 Senior Manager of Social Media.....Eryn Pittsonberger
 Manager of Interactive Development.....Quinton Pierre-Wash
 Coordinator of Communications.....Natalie Breneman
 Coordinator of Interactive Media Content.....Sam Perley
 Coordinator of Interactive Media Production.....Jace Darling

Corporate Partnerships & Creative Services
 Senior Vice President of Corporate Partnerships & Creative Services.....Josh Kramer
 Vice President of Corporate Partnerships.....Nicole Metzger
 Senior Director of Corporate Partnership Sales.....Dan Fitzsimmons
 Director of Corporate Partnership Activation.....Elizabeth Porter
 Director of Creative.....Josh Whiteside
 Manager of Corporate Partnership Sales.....Seth Firquin
 Coordinator of Corporate Partnership Activation.....Alex Simpson
 Coordinator of Corporate Partnerships & Creative Services.....Evan Pierce
 Senior Account Manager, Corporate Partnership Activation.....Kristen Ridener
 Account Manager, Corporate Partnership Activation.....Victoria Betts
 Account Manager, Corporate Partnership Activation.....Maggie Valerio
 Senior Graphic Designer & Animator.....Kathy Schmid
 Graphic Designer.....Christopher Bazen
 Graphic Designer.....Aaron Dewey
 Graphic Designer.....Chris Jelley
 Graphic Designer.....Ashley LaPlante
 Senior Producer.....Kyle Keibert
 Senior Producer.....James Ziegelbauer
 Production Assistant.....Alexis Jordan

Corporate Social Responsibility
 Director of Corporate Social Responsibility & Charlotte Hornets Foundation.....Betsy Mack
 Manager of Corporate Social Responsibility.....Tiara Brown
 Manager of Literacy Programs.....Dave Stogdill
 Coordinator of Charlotte Hornets Foundation.....Alexandria Howard
 Coordinator of Corporate Social Responsibility.....Bella Gates

Executive Administration
 Senior Director of Administration.....Elizabeth Clagon
 Director of Special Projects.....Kate Barnes
 Manager of Sales & Marketing Operations.....Tina Courtney
 Coordinator of Operations.....Eliza Harrigan

Finance
 Vice President of Finance.....Travis Ferguson
 Controller.....Jim Dunlevy
 Manager of Accounting.....Kyra Nance
 Senior Staff Accountant.....Nadia Thomas
 Senior Financial Analyst.....Graham Pitt
 Coordinator of Accounting.....Adriene Gore

Human Resources
 Vice President of Human Resources.....Rhonda Curry
 Director of Payroll.....Poppy Graham
 Human Resources Generalist.....Stephanie Wruble
 Coordinator of Human Resources.....Kirsten Burney
 Coordinator of Human Resources.....Brad Currie

Information Technology
 Vice President of Information Technology.....Ronnie Bryant
 Information Technology Administrator.....Arthur Dandridge
 Information Technology Administrator.....Michael Lee

Legal Affairs
 Vice President & General Counsel.....Joe Pierce
 Director of Legal Affairs.....Marcus LeBeauf

TEAM DIRECTORY

Marketing

Senior Vice President of Marketing, Entertainment & Media	Seth Bennett
Senior Director of Event Presentation	Jason Simon
Senior Director of Marketing	Liz Ralon Rackoff
Director of Retail Operations	Dave Cromar
Director of Technical Operations	Kelly Heddeson
Senior Manager of Event Presentation	Emily Ladd
Senior Manager of Marketing	Ron Chase
Senior Manager of Retail Operations	Lewis Hagerman
Manager of Retail Warehouse	Michael Dill
Manager of Technical Operations	Eric Lantz
Project Manager, Marketing	Ally Delerich
Coordinator of Broadcasting	Steve Martin
Coordinator of Event Presentation	Ed Iburguen
Coordinator of Market Development	Zach Houston
Coordinator of Marketing	Gabrielle Hunter
Coordinator of Special Appearances	Aidan Charley
Coordinator of Youth Camps	Chad Hunt
Community Ambassador	Matt Carroll

Ticket Operations

Vice President of Ticket Operations	Andrew Shure
Senior Director of Arena Ticketing	Mike Tanda
Senior Manager of Ticket Operations	Brienne Cole
Coordinator of Ticket Operations	Libby Rowe
Coordinator of Ticket Operations	Michael Ladson

Ticket Sales and Services

Senior Vice President of Ticket Sales & Services	Jacob Gallagher
Senior Director of Ticket Sales	Drew Praster
Director of Group Sales	Theresa Power
Director of Membership Services	Cedric Roberts
Senior Manager of Luxury Sales & Services	Alan Wheeling
Manager of Inside Sales	Will Bardaglio
Manager of Suite Sales	Zach Kaytes
Manager of Suite Sales	Colin Riley
Coordinator of Ticket Sales & Services	Sloan Bunting
Senior Account Executive, Group Sales	David Johnson
Account Executive, Group Sales	Bria Bell
Account Executive, Group Sales	Brandon Catherman
Account Executive, Group Sales	Kevin Cobb
Account Executive, Group Sales	Megan Robinson
Account Executive, Group Sales	Fabian Truss
Account Executive, Group Sales	Jacquelyn Wahl
Account Executive, Membership Sales	Andrew Desportes
Account Executive, Membership Sales	Ryan Ferguson
Account Executive, Membership Sales	Nick Foti
Account Executive, Membership Sales	Nick Hodges
Account Executive, Membership Sales	Darbie Kelley
Account Executive, Membership Sales	David Mason
Account Executive, Membership Sales	Matthew Smith
Account Executive, Premium Sales	Alexandria Anaheim
Account Executive, Premium Sales	Ade Ayodele
Account Executive, Premium Sales	Stephen Lacey
Account Executive, Premium Sales	David Scordo
Account Manager, Premium Membership Services	Derrick Crump
Account Manager, Premium Membership Services	Jake Flynn
Senior Account Manager, Membership Services	Wade Davenport
Senior Account Manager, Membership Services	Bryce Baldelli
Account Manager, Membership Services	Amanda Cassella
Account Manager, Membership Services	Lyndsey Hutchens
Account Manager, Membership Services	Tony Knox Jr.
Account Manager, Membership Services	Tyler Mallams
Account Manager, Membership Services	Grant Taylor
Inside Sales Consultant	Alexa Glover
Inside Sales Consultant	Casey Hutson
Inside Sales Consultant	Tashon Little
Inside Sales Consultant	Steven Tacchi
Inside Sales Consultant	Scott Walters
Inside Sales Consultant	Matt Ward
Inside Sales Consultant	Shevayah Way

Arena & Event Operations

Senior Vice President of Arena & Event Operations/General Manager	Donna Julian
Vice President of Guest Services & Event Staffing	Marlene Hendricks
Senior Director of Arena & Event Operations	Trista Langdon
Senior Director of Arena & Event Security	Freddrick Richardson
Director of Arena Booking	Kate Dordick
Senior Manager of Arena & Event Operations	Dan Bain
Senior Manager of Arena Marketing	Valentina Barton
Manager of Arena & Event Operations	Alex MacKenzie
Manager of Arena & Event Operations	Daniel Zeregaber
Manager of Arena & Event Security	Patricia Ramirez
Manager of Arena Marketing	Ereka Brim
Manager of Guest Services	Leonty McCarthy
Coordinator of Arena & Event Operations	Kristen Cella
Coordinator of Guest Services	Melanie Freiria
Executive Offices Representative	Ashley Mendez
Public Safety Officer	Charles Cobb
Mailroom	Eddie Belk
Mailroom	Bryan Williams

Special Advisors

Hornets Ambassador and Special Projects Advisor	Dell Curry
Special Advisor for Community Tickets	Sporty Jeralds
Special Advisor for the Chairman	Paul Silas

Greensboro Swarm

President	Steve Swetoha
General Manager	Cam Twiss
Head Coach	Noel Gillespie
Assistant Coach	Brian Boyle
Assistant Coach	Kurt Couvion
Assistant Coach	Corsley Edwards
Athletic Trainer	Tyler Leshner
Director of Ticket Sales	Tony Furr Jr.
Manager of Marketing & Event Presentation	Daniel Clark
Coordinator of Business Operations	Derek Cook
Account Executive	Jamaal Brown
Account Executive	Brandon Rothflust
Account Executive	Danny Shingleton
Account Executive	Donna Young

Hornets Game Night Statistical Crew

Game Clock Operator	Richard Ward
Shot Clock Operator	Mark Arcilesi
Scoreboard Operator	Kevin Earp
Shot Clock/Scoreboard Operator	Tony Folden
Official Scorer	Michael Harwood
Statistician	Paul Denny
Statistician	David Hixon
Statistician	Malinda Murray
Statistician	Laura Sullivan
Talent Stats	Frank Kay
Talent Stats	Bill Magrath
Game Night Staff	Laura Adkins
Game Night Staff	Deandra Alex
Game Night Staff	Alexis Broome
Game Night Staff	Jerry Duncan
Game Night Staff	Carlisle Hamrick
Game Night Staff	Monica Lewis
Public Address Announcer	Patrick Doughty

FRONT OFFICE

BALL OPS

PLAYERS

16-17 REVIEW


HISTORY

RECORDS

PLAYOFFS

NBA

MISC.



Michael Jordan

Chairman

An NBA legend, Michael Jordan was inducted into the Naismith Memorial Basketball Hall of Fame in September 2009. As a player, Jordan virtually rewrote the record book. He played 13 seasons for the Chicago Bulls, leading the league in scoring a record 10 times. His 30.1 points per game average is the highest in NBA history and, with 32,292 points, he ranks fourth on the all-time scoring list. Jordan led the Chicago Bulls to six NBA Championship titles and was named NBA Finals MVP during each of those series. A five-time regular season MVP, in 1991 and 1992, he became the only player to win back-to-back regular season and Finals MVP awards.

In March 2010, Jordan became the majority owner of the Charlotte Bobcats, after four years as part of the team's ownership group and its Managing Member of Basketball Operations. Jordan is the first former player to become the majority owner of an NBA franchise. Under his direction, the team changed its name to the Charlotte Hornets prior to the 2014-15 season, bringing the historic moniker back to its fans and the city.

Jordan burst onto the national stage as a freshman at the University of North Carolina, leading his team to the NCAA Championship with a dramatic game-winning shot. Following a stellar college career during which he was a two-time College Player of the Year and first team All-America, Jordan was chosen with the third pick of the 1984 NBA Draft. Jordan is a two-time Olympic Gold Medal winner, most famously as a member of the 1992's "Dream Team."

After a brief stint as an owner and executive with the Washington Wizards in 2000-01, Jordan returned to the court as a player for the team for the 2001-02 and 2002-03 seasons before retiring.

Off the court, Michael Jordan has also proven to be a successful businessman. Since its creation, his Jordan Brand (a division of NIKE) has been an innovator of athletic shoes and apparel. The Jordan Brand has grown to become a market leader under Jordan's creative design input. As one of the world's most popular and recognizable figures, Jordan's endorsement portfolio includes Gatorade, Upper Deck and Hanes, among others. Jordan's other business ventures include several thriving restaurants.

Jordan serves as the Make-A-Wish Foundation's Chief Wish Ambassador and supports many other charitable causes including the James R. Jordan Boys and Girls Club in Chicago and the Jordan Institute for Families at the University of North Carolina, among others. During its 13 years, the Michael Jordan Celebrity Invitational golf tournament raised more than \$7 million for many worthy charities.

Jordan and his wife, Yvette, have two daughters, Victoria and Ysabel. He also has three children, Jeffrey, Marcus and Jasmine, from a previous marriage.

FRONT OFFICE

OWNERSHIP GROUP



Claude Alexander
PSIG



Kendall Alley
Wells Fargo



Lynn Beck Simonini



Les King
Nelly, Inc.



Curtis Polk



Felix Sabates



Nelson Schwab III



Jeffrey Shames



Henry Shaw



Anderson Warlick



Bob Washington



Spurgeon Webber III
PSIG



Ed Weisiger



Fred Whitfield

Not Pictured:
Christopher Davis

FRONT OFFICE

BBALL OPS

PLAYERS

16-17 REVIEW

HISTORY

RECORDS

PLAYOFFS

NBA

MISC.

CHARLOTTE HORNETS FRONT OFFICE

FRONT OFFICE

BBALL OPS

PLAYERS

16-17 REVIEW

HISTORY

RECORDS

PLAYOFFS

NBA

MISC.



Curtis J. Polk

Vice Chairman, Alternate Governor & Minority Owner

Curtis Polk is the Vice Chairman of Hornets Sports & Entertainment. In addition, he manages the financial and business affairs of Michael Jordan and his related companies. Prior to working exclusively for Jordan in 2001, he was an Executive Vice President of SFX Sports and was President of its related financial services affiliate SFX Financial Advisory Management Enterprises. He founded Falk Associates Management Enterprises (FAME) with David Falk in 1992.

In May 1998, FAME merged with SFX Entertainment, the country's leading producer, promoter and presenter of live entertainment events. Polk was involved in the integration and consolidation of all the sports properties under the SFX Entertainment umbrella into a single business entity.

During the summer of 1996, Polk negotiated four of the five highest contracts in NBA history. He negotiated Alonzo Mourning's \$105 million contract with the Miami Heat and Dikembe Mutombo's \$56 million contract with the Atlanta Hawks. Polk was the key player in asserting Juwan Howard's rights during the contract dispute between the NBA and the Miami Heat; he subsequently negotiated Howard's \$105 million deal with the Washington Bullets. He assisted David Falk in negotiating Jordan's record-setting contracts in 1996 and 1997.

Polk served as Co-Producer of Space Jam, starring Jordan and the Looney Tunes. Space Jam, Warner Bros. first full-length film featuring the Looney Tunes, grossed a record-setting \$29.3 million during its opening weekend. Polk also was an Executive Producer of Michael Jordan to the Max, an IMAX format movie released in May 2000.

A 1981 graduate of the University of Maryland, Polk earned his law degree at the National Law Center at George Washington University in 1988 and served on the Center's Law Review. Polk was named to the Sporting News' "100 Most Powerful People in Sports" list in 1997 and 1998. He was also selected to the Sports Business Journal's "40 Under 40" in 1999.

The 57-year-old Polk began his career as a Certified Public Accountant for Touche Ross and Co. in Washington, DC in 1983.

Polk and his wife, Amanda, are involved in many Washington charities including Johns Hopkins affiliate, Suburban Hospital, Kids Enjoy Exercise Now (KEEN) and DC Humane Society.

OFFICE OF THE CHAIRMAN



Estee Portnoy
Office of the Chairman



Tina Parker
Executive Assistant

Fred A. Whitfield

President, COO, Alternate Governor & Minority Owner

A talented sports executive with experience as a player, coach, agent, sports marketer and basketball operations administrator, Fred Whitfield joined Hornets Sports & Entertainment (formerly Bobcats Sports & Entertainment) as President & Chief Operating Officer in July 2006. In this role, Whitfield oversees all business operations for the Charlotte Hornets and Spectrum Center, including the team's name change from Charlotte Bobcats in the summer of 2014 and the arena's rebranding in the summer of 2016 following naming rights partner Time Warner Cable's merger with Charter Communications.

Since coming to Charlotte, Whitfield has overseen the dramatic growth of both the franchise and arena. Along with overseeing the team's rebranding, Whitfield led efforts in recent years that resulted in securing \$40 million in renovations for Spectrum Center. Additional accomplishments during his tenure with the organization include securing the 2019 ACC Men's Basketball Tournament, reaching long-term agreements with Ticketmaster to serve as Spectrum Center's ticketing provider and Live Nation to book the arena's entertainment, hosting the 2012 Democratic National Convention, simultaneously signing an arena naming rights deal with Time Warner Cable and a television broadcast rights deal with Fox Sports, and making the largest donation ever given to Charlotte-Mecklenburg Schools by a professional sports franchise. He also led the efforts to secure the 2017 NBA All-Star Game and re-secure the 2019 All-Star game after the repeal of HB2.

A native of Greensboro, North Carolina, Whitfield brings a portfolio that includes the Jordan Brand, a division of Nike, Inc.; the Washington Wizards; Nike Basketball; Falk Associates Management Enterprises (F.A.M.E.); and a private law practice.

Before joining the organization, Whitfield most recently served as Director of Business and Legal Affairs for Jordan Brand, where he managed endorsements and sports marketing strategy. Jordan Brand's clients include and included some of the top athletes in professional sports. From 2000-03, Whitfield served as Director of Player Personnel and Assistant Legal Counsel for the Washington Wizards. While there, he was responsible for the team's salary cap administration, contract negotiations and overseeing player scouting. He is widely credited with facilitating the methods to correct the team's troubled salary cap situation, enabling that franchise to rebuild through trades and free agency.

Whitfield served as Director of Player Development for Nike Basketball prior to joining the Wizards. At Nike Basketball, he was responsible for scouting new potential endorsers, negotiating endorsement contracts and overseeing business and marketing strategies for more than 150 NBA players. His career in sports began as a player agent representing professional athletes with F.A.M.E. as Director of the Carolinas Region, based in Greensboro. Before joining F.A.M.E., Whitfield established and managed a successful law practice in Greensboro.

A graduate of Campbell University, Whitfield was an All-South, team MVP and basketball team captain player and was inducted into the school's Sports Hall of Fame in 1995. He earned a BBA degree in Economics and then completed his MBA at Campbell while serving as Assistant Basketball Coach for the Camels. From there, he earned a Juris Doctorate Degree from North Carolina Central University School of Law where he served as Student Bar Association President.

Whitfield also founded HoopTee Charities, Inc, a North Carolina based non-profit corporation whose mission is to provide scholarships for disadvantaged youngsters to attend camps and educational youth based programs across the country. In addition, for the past 33 years he has run, which he founded, the Achievements Unlimited Basketball School in Greensboro and Charlotte serving more than 10,000 kids, including many who attend on need-based scholarships. In recent years, Whitfield has received the prestigious Thurgood Marshall Award of Excellence (2011) and YMCA George Williams Award (Volunteer of the Year 2012), as well as the Key to the City of Greensboro (2013). He currently serves on the Charlotte Chamber of Commerce Board, Charlotte Sports Foundation Board of Directors, Campbell University Board of Trustees and Charlotte Executive Leadership Council.

Whitfield and his wife Mary reside in Charlotte.



- FRONT OFFICE
- BALL OPS
- PLAYERS
- IS/T REVIEW
- HISTORY
- RECORDS
- PLAYOFFS
- NBA
- MISC.

CHARLOTTE HORNETS FRONT OFFICE

FRONT OFFICE

BBALL OPS

PLAYERS

16-17 REVIEW

HISTORY

RECORDS

PLAYOFFS

NBA

MISC.



Pete Guelli

Executive Vice President and Chief Sales & Marketing Officer

Pete Guelli is in his ninth season as the organization's Executive Vice President and Chief Sales & Marketing Officer, having joined the franchise in April 2009. Guelli, who is responsible for all marketing, communications and revenue generation for the organization, oversees the marketing, ticket sales and services, business intelligence, box office operations, corporate partnerships, retail, broadcasting, communications and corporate social responsibility departments. He also serves as the president of the team's charitable arm, the Charlotte Hornets Foundation.

Guelli has more than 25 years of sales and marketing experience, including 11 years with the NFL's Buffalo Bills. He initially joined the Bills in July 1999 and rose to the position of Senior Vice President of Business Ventures, where he oversaw all of the organization's revenue generating properties and the regionalization of the team's business efforts.

A native of Rochester and a graduate of the State University of New York at Brockport, Guelli and his wife, Patty, reside in South Charlotte and have two sons, Gunner and Grayson.



James R. Jordan

Executive Vice President of Operations

James R. Jordan serves as Executive Vice President of Operations for Hornets Sports & Entertainment, joining the organization in November 2013 after serving as an advisor to the Chairman's support team since March 2010. Prior to coming to the organization, Jordan was Director of Operations and Administration for the EPS Corporation, Field Service Company located in Fayetteville, North Carolina, since 2006.

Jordan retired from the United States Army in September 2006 after 31 years of service as an outstanding soldier, leader and manager with documented success. He served as the 35th Signal Brigade Airborne Command Sergeant Major from February 2002-April 2006 as a part of 18th Airborne Corps Task Force supporting Combat Operations in Iraq and Afghanistan. While deployed, he was the Senior Signal Enlisted Manager of a Signal Task Force that, at times, reached over 3,600 soldiers and contractors spanning throughout both countries.

Jordan also served at Fort Bragg from August 1993-February 2002 as the 327th Airborne Signal Battalion Command Sergeant Major and as Bravo Company 327th First Sergeant within the 35th Signal Brigade Airborne, where he was responsible for planning, coordinating and directing the activities of all personnel assigned while in both positions. He was selected to lead an Airborne Signal Task Force that supported a 1,500-person Task Force of soldiers and contractors during Operation Restore Hope in Haiti.

As a member of the United States Army, he received numerous awards, including the Legion of Merit Award; The Bronze Star Medal; Meritorious Service Medal (4th Oak Leaf Cluster); Army Commendation Medal (10th award); Army Achievement Medal (5th award); Humanitarian Service Medal; Armed Forces Expeditionary Medal; National Defense Service Medal; Korean Service Medal; Global War on Terrorism Service Medal; Global War on Terrorism Expeditionary Medal; Afghanistan Campaign Medal; Iraqi Campaign Medal; Good Conduct Medal (10th award); and The Signal Corps' Silver and Bronze Order of Mercury Medals.

Jordan and his wife, Blanca, have three kids and they presently reside in Fayetteville, North Carolina, where he is actively engaged in supporting the community.



Seth Bennett

Senior Vice President of Marketing, Entertainment & Media

In his 12th season with the organization, Seth Bennett is Senior Vice President of Marketing, Entertainment & Media for Hornets Sports & Entertainment. In this role, he is responsible for departments including marketing and advertising, event and game presentation, interactive media, communications, radio and television broadcast, technical operations, the Hornets Fan Shop and team ambassadors. Bennett is also responsible for supervising the business operations of the Greensboro Swarm, the organization's NBA G League franchise that began play in 2016.

Bennett initially joined the franchise in September 2006, overseeing corporate partnerships and grassroots marketing. Since then, his responsibilities have included managing the team's broadcast relationships with TV partner FOX Sports Southeast and flagship radio network WFNZ, the selection and scheduling of regional preseason games across North and South Carolina and the revamping of the team's game presentation, as well as the redesign of the team store and the introduction of exclusive co-branded Jordan Brand apparel into the store's inventory. Bennett served as one of the franchise's primary leaders in the rebranding to the Charlotte Hornets, managing all aspects of the process on a day-to-day basis.

Bennett has more than 25 years of experience in a variety of areas across sports and entertainment. As owner and founding principal of The Event Authority, he produced over 400 live events for various college and high school athletic programs and entertainment entities. That list includes nine HBCU Football Classics, the Jordan Brand Classic high school basketball all-star game and the HoopLee Celebrity Golf Classic, as well as the corporate entertainment for the PGA Tour FBR Open in Phoenix. He also spent eight years working in NCAA Division I athletics.

Bennett earned his bachelor's degree in public relations in 1993 from North Carolina A&T State University, where he played football for the Aggies. He currently serves on the North Carolina A&T State University Board of Visitors. He and his wife, Michelle, have one son, Seth Michael.

Jacob Gallagher

Senior Vice President of Ticket Sales & Services

Jacob Gallagher is in his 12th year with the organization and his second as Senior Vice President of Ticket Sales & Services. In this role, Gallagher is responsible for overseeing the team's sales and services staffs in the areas of season memberships, group tickets, premium tickets and luxury tickets.

Gallagher initially joined the franchise as an intern in 2006 before being hired full-time at the conclusion of his internship as a Season Ticket Service Representative. The next year he was promoted to Senior Account Manager and then spent four years as Manager of Season Ticket Services before being promoted to Director of Season Ticket & Premium Services in 2012. After two years in that role, he was promoted to Senior Director of Client Services & Retention in 2014 and Vice President of Client Development & Group Ticket Sales in 2015 before assuming his current role in 2016.

Gallagher is also a veteran of the United States Navy. He served for four years, achieving the rank of petty officer third class. While working in naval aviation, he was stationed in Pensacola, Florida; San Diego, California; Jacksonville, Florida; and Washington, D.C.

The Oneida, Tennessee, native graduated from East Tennessee State University in 2006 with a bachelor's degree in sport management. Gallagher and his wife, Laura, have two children, Parker and Ethan.



FRONT OFFICE
BALL OPS

Donna Julian

Senior Vice President of Arena & Event Operations / General Manager

As General Manager of Spectrum Center, Julian serves as the lead executive for all aspects of the day-to-day operations of the venue, including event booking, public safety, arena marketing and guest services. Julian directs and oversees the preparation, production and execution of all arena events. Recently named one of Venues Today's 2017 Women of Influence, Julian has placed a high priority on maximizing the customer experience, promoting and instilling a team-wide commitment to creating a service-driven culture for the benefit of all guests who visit Spectrum Center.

Julian, who joined the organization on February 1, 2005, has directed the management of a variety of premier events during her time in Charlotte, including performances by showcase acts such as the Rolling Stones, U2, Beyoncé, and Paul McCartney. Spectrum Center has established its industry reputation as a favored site to host an impressive catalog of collegiate basketball championship tournaments on behalf of the NCAA, ACC and CIAA. In addition, Julian is proud to have led arena operational logistics as Charlotte served as host for the 2012 Democratic Convention. In 2019, Spectrum Center will welcome the NBA All-Star Weekend.

Prior to coming to Charlotte, Julian spent 15 years as General Manager of 1st Mariner Arena in Baltimore. She was elevated to General Manager after serving in a number of roles in sales, marketing and event administration for Centre Management, the operating company for the Capital Centre (later USAir Arena), home of the Washington Bullets and Washington Capitals. In 2002, she was named to the Baltimore Business Journal's Top 40 Under 40 list, honoring her achievements as a leading Baltimore executive.

Julian is a member of IAVM (International Arena Venues Managers). She currently serves on the board of directors of Big Brothers Big Sisters of Greater Charlotte and Women's Inter-Cultural Exchange, and is a member of Women Executives of Charlotte. She previously served on the board of directors of the Children's Theatre of Charlotte.

In 2016, Julian was honored as one of Charlotte Business Journal's Women in Business, named one of the Charlotte Mecklenburg Times' 50 Most Influential Women and recognized as one of BizWomen's Women to Watch. Julian also received the North Carolina Women's History Month Leadership Action Award.

Julian received her bachelor's degree in athletics administration from Ohio University, where she was a four-year letter winner and co-captain of the tennis team as a senior, as well as a member of Delta Sigma Theta Sorority. She and her husband, David, live in Matthews, North Carolina, with their two sons, Griffin and Donovan.



PLAYERS
16-17 REVIEW



HISTORY
RECORDS

Josh Kramer

Senior Vice President of Corporate Partnerships & Creative Services

Josh Kramer is in his 11th season with the organization and his third as Senior Vice President of Corporate Partnerships & Creative Services. In this role, he is responsible for generating revenue growth for the franchise and marketing success for its corporate sponsors, managing all sales and servicing of corporate partners. In addition, Kramer also oversees the creative services department, helping shape the Hornets brand and how it is presented.

Kramer originally joined the team in 2007 as Director of Event Presentation. After two seasons in the event presentation group, he was promoted to Senior Director of Marketing in 2009 and to Vice President of Marketing & Brand Strategy in November 2013 before transitioning into his current role in December 2015.

From 2013-14, Kramer served as one of the franchise's primary leaders in the rebranding to the Charlotte Hornets, assisting with the management of all aspects of the process on a day-to-day basis.

Before coming to Charlotte, Kramer spent eight years in the game operations department of the Miami Heat, including the team's 2006 NBA Championship season.

Kramer is a 1998 graduate of the University of Miami, where he earned a bachelor's degree in marketing. He and his wife, Carolina, reside in Charlotte.



PLAYOFFS
NBA



MISC.

CHARLOTTE HORNETS **FRONT OFFICE**

FRONT OFFICE
BBALL OPS
PLAYERS
16-17 REVIEW
HISTORY
RECORDS
PLAYOFFS
NBA
MISC.

EXECUTIVE STAFF



Ronnie Bryant
Vice President of
Information Technology



Rhonda Curry
Vice President of
Human Resources



Travis Ferguson
Vice President of
Finance



Marlene Hendricks
Vice President of
Guest Services & Event Staffing



Nicole Metzger
Vice President of
Corporate Partnerships



Joe Pierce
Vice President &
General Counsel



Andrew Shure
Vice President of
Ticket Operations



Chris Zeppenfeld
Vice President of Business
Intelligence

FRONT OFFICE



Alexandria Anneheim
Account Executive,
Premium Sales



Ade Ayodele
Account Executive,
Membership Sales



Dan Bain
Senior Manager of Arena
& Event Operations



Bryce Baldelli
Account Manager,
Membership Services



Will Bardaglio
Manager of
Inside Sales



Kate Barnes
Director of Special
Projects



Valentina Barton
Senior Manager of
Arena Marketing



Kris Bazen
Graphic Designer



Bria Bell
Account Executive,
Group Sales



Victoria Betts
Account Manager,
Corporate Partnerships



Nicole Blackman
Manager of Mobile
Strategy



Tiara Brown
Manager of Corporate
Social Responsibility



Kirsten Burney
Coordinator of Human
Resources



Sloan Bunting
Coordinator of Ticket
Sales & Services



Matt Carroll
Community
Ambassador



Amanda Cassella
Account Manager,
Membership Services



Kristen Cella
Coordinator of Arena
& Event Operations



Aidan Charley
Coordinator of Special
Appearances



Ron Chase
Senior Manager of
Marketing



Elizabeth Clagon
Senior Director of
Administration



Charles Cobb
Public Safety Officer



Kevin Cobb
Account Executive,
Group Sales



Brienne Cole
Senior Manager of
Ticket Operations



Tina Courtney
Manager of Sales &
Marketing Operations



Erika Crawford
Manager of Arena
Marketing



Dave Cromar
Director of Retail
Operations



Derrick Crump
Account Manager,
Premium Membership
Services



Brad Currie
Coordinator of Human
Resources



Dell Curry
Hornets Ambassador
and Special
Projects Advisor



Arthur Dandridge
Information Technology
Administrator



Jace Darling
Coordinator of
Interactive Media



Wade Davenport
Senior Account Manager,
Membership Services



Andrew Despotes
Account Executive,
Membership Sales



Aaron Dewey
Graphic Designer



Michael Dill
Manager of Retail
Warehouse



Kate Dordick
Director of Arena
Booking

FRONT OFFICE

BALL OPS

PLAYERS

16-17 REVIEW

HISTORY





































RECORDS

PLAYOFFS

NBA

MISC.

CHARLOTTE HORNETS FRONT OFFICE

FRONT OFFICE								
	Jim Dunlevy Controller	Ryan Ferguson Account Executive, Membership Services	Seth Firquin Manager of Corporate Partnerships	Dan Fitzsimmons Senior Director of Corporate Partnerships	Jake Flynn Account Manager, Membership Services	Mitchell Ford Inside Sales Consultant		
	BBALL OPS							
		Nick Foti Account Executive, Membership Sales	Tyler Franz Business Analyst	Melanie Freiria Coordinator of Guest Services	Bella Gates Coordinator of Corporate Social Responsibility	Alexa Glover Inside Sales Consultant	Adriene Goree Coordinator of Accounting	
		PLAYERS						
			Poppy Graham Director of Payroll	Lewis Hagerman Senior Manager of Retail Operations	Eliza Harrigan Coordinator of Operations	Kelly Heddleson Director of Technical Operations	Shawn-Marie Heiliger Senior Coordinator of CRM	Nick Hodges Account Executive, Membership Sales
16-17 REVIEW								
			Zach Houston Coordinator of Market Development	Alexandria Howard Coordinator of Charlotte Hornets Foundation	Chad Hunt Coordinator of Youth Camps	Gabrielle Hunter Coordinator of Marketing	Lyndsey Hutchens Account Manager, Membership Services	Casey Hutson Inside Sales Consultant
	HISTORY							
			Ed Iburguen Coordinator of Event Presentation	Chris Jelley Graphic Designer	Sporty Jeralds Special Advisor for Community Tickets	David Johnson Account Executive, Group Sales	Alexis Jordan Production Assistant	Zach Kaytes Manager of Suite Sales
		RECORDS						
			Kyle Kebert Senior Producer	Darbie Kelley Account Executive, Membership Services	Tony Knox Jr. Account Manager, Membership Services	Stephen Lacey Account Executive, Premium Sales	Emily Ladd Senior Manager of Event Presentation	Michael Ladson Coordinator of Ticket Operations
PLAYOFFS								
NBA								
MISC.								

FRONT OFFICE



Trista Langdon
Senior Director of Arena & Event Operations



Eric Lantz
Manager of Technical Operations



Ashley LaPlante
Graphic Designer



Marcus LeBeouf
Director of Legal Affairs



Michael Lee
Information Technology Administrator



Tashon Little
Inside Sales Consultant



Betsy Mack
Director of Corporate Social Responsibility



Alex MacKenzie
Manager of Arena & Event Operations



Tyler Mallams
Account Manager, Membership Sales



Steve Martin
Coordinator of Broadcasting



David Mason
Account Executive, Membership Sales



Leonty McCarthy
Manager of Guest Services



Ashley Mendez
Executive Offices Representative



Kyra Nance
Manager of Accounting



Ally Oelerich
Project Manager, Marketing



Sam Perley
Coordinator of Interactive Media



Evan Pierce
Coordinator of Corporate Partnerships & Creative Services



Quinton Pierre-Wash
Manager of Interactive Development



Graham Pitt
Senior Financial Analyst



Eryn Pittsonberger
Senior Manager of Social Media



Liz Porter
Director of Corporate Partnership Activation



Theresa Power
Director of Group Sales



Drew Praster
Senior Director of Ticket Sales



Liz Ralon Rackoff
Senior Director of Marketing



Patricia Ramirez
Manager of Arena & Event Security



Frederick Richardson
Senior Director of Arena & Event Security



Kristen Ridener
Senior Account Manager, Corporate Partnership Activation



Colin Riley
Manager of Suite Sales



Cedric Roberts
Director of Membership Services



Megan Robinson
Account Executive, Group Sales



Matt Rochinski
Senior Director of Interactive Media



Libby Rowe
Coordinator of Ticket Operations



Kathy Schmid
Senior Graphic Designer & Animator



David Scordo
Account Executive, Premium Sales



Paul Silas
Special Advisor to the Chairman



Jason Simon
Senior Director of Event Presentation

FRONT OFFICE

BBALL OPS

PLAYERS

16-17 REVIEW

HISTORY



















RECORDS

PLAYOFFS

NBA

MISC.

CHARLOTTE HORNETS **FRONT OFFICE**

FRONT OFFICE	 Alex Simpson Coordinator of Corporate Partnership Activation	 Matthew Smith Account Executive, Membership Services	 Dave Stogdill Manager of Literacy Programs	 Steven Tacchi Inside Sales Consultant	 Mike Tanda Senior Director of Arena Ticketing	 Grant Taylor Inside Sales Consultant
BBALL OPS	 Nadia Thomas Senior Staff Accountant	 Fabian Truss Account Executive, Group Sales	 Maggie Valerio Account Manager, Partnership Services	 Jacquelyn Wahl Account Executive, Group Sales	 Scott Walters Inside Sales Consultant	 Matt Ward Inside Sales Consultant
PLAYERS	 Shevayah Way Inside Sales Consultant	 Alan Wheeling Senior Manager of Luxury Sales & Services	 Josh Whiteside Director of Creative Services	 Stephanie Wruble HR Generalist	 Daniel Zeregaber Manager of Arena & Event Operations	 James Ziegelbauer Senior Producer
16-17 REVIEW						
HISTORY						
RECORDS						
PLAYOFFS						
NBA						
MISC.						



BASKETBALL OPERATIONS

- FRONT OFFICE
- BBALL OPS**
- PLAYERS
- 16-17 REVIEW
- HISTORY
- RECORDS
- PLAYOFFS
- NBA
- MISC.



Rich Cho

Executive Vice President & General Manager

Rich Cho is in his seventh season as General Manager after joining the franchise on June 14, 2011. The organization's lead basketball operations executive, Cho manages and oversees all player personnel matters, including professional and collegiate scouting, draft preparations, player acquisitions, salary cap management, training camp, preseason scheduling and the team's athletic training, equipment and conditioning programs.

A native of Burma who immigrated to the United States with his family in 1968 when he was three years old, Cho became the first Asian-American general manager in American major league sports when he served as General Manager of the Portland Trail Blazers in 2010-11.

Prior to his stint in Portland, Cho spent the previous 10 seasons as Assistant General Manager of the Seattle SuperSonics/Oklahoma City Thunder. Cho entered the NBA as an intern with the SuperSonics in 1995 while earning a law degree from Pepperdine University School of Law. After serving as a part-time consultant for the SuperSonics in 1997, Cho was hired as the team's Director of Basketball Affairs in 1998 before being promoted to Assistant General Manager in 2000. A member of the Washington State Bar, Cho also served as Vice President of Legal for the SuperSonics from 2005-07 in addition to his duties as Assistant GM. In that role, he was responsible for all legal work involved with sponsorship agreements, licensing issues, employment contracts and immigration issues. Following the team's move to Oklahoma City, Cho also oversaw the Thunder's D-League affiliate, the Tulsa 66ers, and their run to the championship game in 2009-10.

Cho earned an engineering degree from Washington State University and worked as an engineer at Boeing in Seattle from 1989-94 before leaving to enroll at Pepperdine University School of Law in order to pursue his passion in professional sports. His law degree from Pepperdine includes an emphasis in sports law, contract negotiations and dispute resolution.

During his internship with the SuperSonics, Cho, along with two Microsoft programmers, helped design and implement one of the NBA's most advanced and comprehensive college and professional player-evaluation systems that integrates player statistics, scouting information and contract details.

An avid explorer of restaurants and cuisine, Cho founded an interactive food blog site called Bigtime Bites (bigtimebites.com) to bring basketball fans and food lovers across the country together. Cho also enjoys staying active by playing basketball, tennis, ping-pong and softball in his spare time. During the 2017 NBA Summer League in Las Vegas, Cho won the NBA Summer League Table Tennis Challenge Benefiting Hoops for St. Jude for the second time (previously won in 2013). Cho and his wife, Julie, have two daughters, Miranda and Annika.

BASKETBALL OPERATIONS

Buzz Peterson

Assistant General Manager

Buzz Peterson enters his first season as Assistant General Manager with the Charlotte Hornets. In his role as Assistant General Manager he collaborates with General Manager Rich Cho on aspects of the team's basketball operations including professional and collegiate scouting, draft preparations, player acquisitions and salary cap management. Peterson is in his sixth season with the organization overall, previously serving as the Senior Advisor of Basketball Operations, Scout and Director of Player Personnel.

Prior to his tenure at University of North Carolina Wilmington, Peterson held college head coaching positions at Coastal Carolina University, University of Tennessee, University of Tulsa and Appalachian State University (Twice), compiling an overall coaching record of 267-227. Peterson, who led Tulsa to the 2001 NIT Championship, began his coaching career as an assistant at Appalachian State before joining Les Robinson's staff at East Tennessee State for one year and later moving with Robinson to North Carolina State. He also served as associate head coach at Vanderbilt for three seasons.

As a player, Peterson was a Parade and McDonald's All-American at Asheville High School and was named North Carolina's Player of the Year and Athlete of the Year in 1981. During his four years as a collegian at the University of North Carolina, Peterson helped the Tar Heels to a 115-22 mark, four Atlantic Coast Conference championships, one ACC Tournament title and four appearances in the NCAA Tournament. He was part of UNC's 1982 national championship team and was voted the outstanding senior by his teammates following the 1984-85 season.

Peterson and his wife, Jan, have three children, Nicole, Olivia, and Rob.



FRONT OFFICE

BALL OPS

PLAYERS

IS-TJ REVIEW

HISTORY

RECORDS

PLAYOFFS

NBA

MISC.

Larry Jordan

Director of Player Personnel

Larry Jordan is in his seventh year with the organization and his fifth season as Director of Player Personnel. In this role, his chief responsibilities include scouting college, NBA Development League and NBA games to identify and evaluate players, as well as providing results and analyses to assist in developing and improving the roster. Jordan is also responsible for organizing the team's workout process prior to the NBA Draft, constructing the team's Orlando Pro Summer League roster, and filling out the club's training camp roster. Prior to his current role, Jordan spent his previous two years with the organization as Director of Special Projects, where he worked closely with various departments identifying needs and seeking replacements for under-performing models.

Prior to joining the franchise, Jordan spent 14 years with the Upper Deck Company, where he was a divisional business manager. During his tenure, he managed over 20 corporate distributors/retailers nationwide in the sport collectibles, gaming and sports memorabilia arena and generated over \$100 million in revenue. Jordan also played one year with the Chicago Express during the inaugural season of the World Basketball League in 1988. Before that, he was a principal in several family-owned businesses including Flight 23 by Jordan.

Jordan attended North Carolina A&T State University and is a native of Wilmington, NC. He is the father of Alexis and Justin and currently lives in Davidson, NC, with his wife, Angela.



- FRONT OFFICE
- BASKETBALL OPS**
- PLAYERS
- 16-17 REVIEW
- HISTORY
- RECORDS
- PLAYOFFS
- NBA
- MISC.



Steve Clifford

Head Coach

Steve Clifford is in his fifth season as head coach after joining the franchise on May 29, 2013. He holds a combined record of 160-168 (.488) as head coach. Clifford has led Charlotte to the NBA Playoffs in two of his first four seasons at the helm after the team only qualified for the playoffs once in the previous ten seasons.

The Island Falls, Maine, native is currently ranked third in all-time wins (160) and all-time games coached (328) in Charlotte history and only needs 48 more wins to become the franchise's all-time winningest coach. He was the second quickest coach to reach 150 wins in team history.

The Hornets finished 48-34 (.585) in 2015-16, which marked Charlotte's best record since the 1999-00 season. The team earned the sixth seed in the Eastern Conference Playoffs and ultimately fell in seven games to the third seeded Miami HEAT. In Clifford's first season in 2013-14, the team witnessed a 22-win improvement from the previous season and finished 43-39, earning the seventh seed in the Eastern Conference Playoffs. Clifford has over 30 years of coaching experience at the NBA and collegiate level, including 13 seasons as an assistant coach for the New York Knicks, Houston Rockets, Orlando Magic and Los Angeles Lakers.

Clifford came to Charlotte after spending the 2012-13 season as an assistant coach for the Lakers, first under Mike Brown and then under Mike D'Antoni. Prior to the Lakers, Clifford spent five seasons as an assistant coach with the Magic from 2007-12. As a member of Stan Van Gundy's staff, he helped the Magic to a 259-135 record (.657) and five straight playoff appearances, including a trip to the 2009 NBA Finals. The team won 50 games or more in four straight seasons from 2007-11, winning three consecutive Southeast Division titles (2007-08, 2008-09 and 2009-10).

Before going to Orlando, Clifford spent four seasons as an assistant coach under Jeff Van Gundy with the Rockets from 2003-07. He began his NBA career with the Knicks, serving as the team's advance scout in 2000-01 before moving to the bench as an assistant coach from 2001-03.

Prior to the NBA, Clifford spent 15 years coaching at the collegiate level, including four years as head coach at Adelphi University in Garden City, New York. Clifford posted a record of 86-36 (.705) at Adelphi, leading the school to four straight 20-win seasons and four straight appearances in the NCAA Division II Tournament. His winning percentage remains the second best of the 12 head coaches in the program's 65-year history.

Clifford began his college coaching career at Saint Anselm College in New Hampshire, where he spent four seasons as an assistant coach. He then served as an assistant coach for one year at Fairfield University, four seasons at Boston University and one season at Siena University before becoming the head coach at Adelphi from 1995-99. Clifford also spent one season as an assistant coach at East Carolina University in 1999-2000 before moving to the NBA.

Clifford's first coaching experience came at Woodland High School in Maine, where he coached for two seasons after graduating from the University of Maine at Farmington with a degree in special education. He played four years for the Beavers, being named Best Defensive Player in his final two seasons while serving as team captain.

BASKETBALL OPERATIONS

Stephen Silas

Associate Head Coach

Stephen Silas is in his first season as Associate Head Coach, eighth season with the organization and 17th as an NBA assistant coach after joining the team's coaching staff on December 26, 2010. Silas came to Charlotte after spending the previous four and a half seasons as an assistant coach for the Golden State Warriors. Prior to joining the Warriors, Silas served as an advance scout for the Washington Wizards during the 2005-06 season.

Silas also spent five seasons as an assistant coach under his father, Paul Silas, with the original Charlotte/New Orleans Hornets (2000-03) and Cleveland Cavaliers (2003-05). Silas, who joined the original Hornets in the summer of 1999 as an advance and college scout, was promoted to assistant coach on June 5, 2000, making him the youngest assistant in the NBA at that time at 27 years old.

Silas has also served as a Summer League head coach for New Orleans (2002), Cleveland (2003) and Golden State (2010). In addition to his work with NBA teams, Silas coached at the 2003 and 2007 NBA Pre-Draft camps and the 2011 adidas EuroCamp in Treviso, Italy. Internationally, Silas has worked at camps and clinics across the globe to help promote the game of basketball and the NBA in locations including Germany, South Africa and South Korea.

The Boston native graduated from Brown University in 1996, where he earned bachelor's degrees in sociology and management and played four seasons for the Bears basketball team. Upon graduation, Silas spent three years as the assistant executive director of the National Basketball Retired Players Association in Providence, Rhode Island.

Silas and his wife, Keryl, were married in 2002 and have two daughters, Kyler Elyse and Kaelyn.



FRONT OFFICE

BALL OPS

PLAYERS

IS-T REVIEW

HISTORY

RECORDS

PLAYOFFS

NBA

MISC.

CHARLOTTE HORNETS BASKETBALL OPERATIONS

FRONT OFFICE

BASKETBALL OPS

PLAYERS

16-17 REVIEW

HISTORY

RECORDS

PLAYOFFS

NBA

MISC.



Pat Delany

Assistant Coach

Pat Delany is in his fourth season as an assistant coach, joining the Hornets in July 2014 after spending the 2013-14 season as head coach of the Sioux Falls Skyforce in the NBA G League.

In his lone season in Sioux Falls, Delany led the Skyforce to a 31-19 record, finishing tied for the second-best record in the D-League and posting the fifth-best winning percentage in the franchise's 25-year history.

Before being named head coach of the Skyforce, the D-League affiliate for the Miami Heat, Delany spent 11 seasons with the Heat, including six seasons as advance scout (2007-13) and four as video coordinator (2003-07). He started with the Heat in 2002-03 as a video intern.

Prior to the Heat, Delany spent part of the 2001-02 season as a video intern for the Boston Celtics and spent five summers as a basketball camp counselor at places including the University of North Carolina, University of Notre Dame and his alma mater, Saint Anselm College.

Delany played four seasons at Division II Saint Anselm, where he finished his career as the school's all-time leader with 731 assists and graduated with a degree in business administration.

Delany and his wife, Jackie, have two children, Rylan and Lila May.



Steve Hetzel

Assistant Coach

Steve Hetzel is in his fourth season as an assistant coach, joining the Hornets in June 2014 after spending the 2013-14 season as head coach of the Canton Charge in the NBA G League.

In his last season with the Charge, Hetzel led the team to a 28-22 record, finishing second in the East division and posting the second-best record in the team's history.

Before moving to Canton, Hetzel spent four seasons with the Detroit Pistons as player development coach. In that role, he was responsible for identifying individual strengths and weaknesses, creating a specific progression plan and monitoring players' growth throughout the season. During his time with the Pistons, three players received All-Rookie honors, including Jonas Jerebko (2010 Second Team), Greg Monroe (2011 Second Team) and Brandon Knight (2012 First Team).

Prior to the Pistons, Hetzel spent three seasons as video coordinator for the Cleveland Cavaliers (2006-09), after getting his start in the NBA as assistant video coordinator for the San Antonio Spurs in 2005-06. Hetzel is a 2005 graduate of Michigan State University, where he earned his bachelor's in kinesiology with a specialization in coaching and served as a student manager for Tom Izzo's men's basketball team.

Hetzel and his wife, Anne, have three children, Aden, Selah and Jackie.



Mike Batiste

Assistant Coach

Mike Batiste enters his first season with the Charlotte Hornets, joining the team from the Brooklyn Nets where he served as a player development assistant coach. Prior to his time with Brooklyn, he spent two seasons as an assistant coach with the Canton Charge of the NBA G League.

As a player, Batiste played professionally for 14 seasons, including one season in the NBA with the Memphis Grizzlies during the 2002-03 season. Batiste spent 10 years with Panathinaikos of the Greek Basket League, helping lead the club to eight consecutive league championships and earning the league's MVP award in 2010. He also won three EuroLeague championships (2007, 2009 and 2011) and garnered All-EuroLeague First Team honors in 2011 and All-EuroLeague Second Team accolades in 2012. Batiste also had had professional stints with clubs in Belgium, Italy and Turkey.

A native of Long Beach, Calif., Batiste played collegiately for three years at Arizona State, earning 1998-99 All-Pac-10 First Team honors in his final campaign.

Batiste and his wife, Sarah, have a son, Michael, and a daughter, Sydney.

BASKETBALL OPERATIONS

Eddie Jordan

Assistant Coach

Eddie Jordan enters his first season with the Charlotte Hornets, joining the team after most recently serving as the head coach of Rutgers University from 2013-16.

Born and raised in Washington, DC, Jordan served as head coach of his hometown Wizards from the 2003-04 season through the first 11 games of 2008-09. After inheriting a Wizards team that posted a losing record in five straight seasons, Jordan was able to guide the 2004-05 Wizards to their highest win total in 25 years in just his second season, while giving Washington its first playoff berth since 1997 and advancing past the first round for the first time since 1982. Jordan's Wizards made four straight playoff appearances from 2004-05 through 2007-08; prior to his arrival, Washington made the playoffs just once over a 16-year span.

Before his time with the Wizards, Jordan served as the lead assistant coach on Byron Scott's staff in New Jersey from 1999-2003, helping the Nets to the NBA Finals in back-to-back years in 2002 and 2003. Prior to his work with the Nets, Jordan was an assistant coach with Sacramento for five seasons beginning in 1992, before being named head coach of the Kings for the final 15 games of the 1996-97 campaign. He would spend his first full season as an NBA head coach with the Kings for the 1997-98 season, his last year with the club.

Originally selected by Cleveland in the second round of the 1977 NBA Draft (33rd overall), Jordan averaged 8.1 points, 3.8 assists, 1.9 rebounds and 1.82 steals in seven seasons with the Cavaliers, Nets, Lakers and Trail Blazers. He was a member of the Los Angeles Lakers' 1982 championship team. Prior to playing in the NBA, Jordan led Rutgers to the 1976 NCAA Final Four as a junior and was named East Regional MVP.

Jordan has five children, sons Justin, Eddie II, Paul and Jackson and daughter Skylar.



FRONT OFFICE

BALL OPS

PLAYERS

16-17 REVIEW

HISTORY

RECORDS

PLAYOFFS

NBA

MISC.

Bruce Kreutzer

Assistant Coach

Bruce Kreutzer is in his third season as an assistant coach, joining the Hornets in July 2015 after serving as a shooting consultant for the NBA G League (2008-2011) and the Philadelphia 76ers (2008-2010).

Kreutzer served as lead shooting instructor and player development coach after joining former Hornets assistant coach and four-time NBA All-Star Mark Price in forming the Mark Price Shooting Lab at Suwanee Sports Academy in 2006. He also served as head coach of the ABA's Atlanta Vision (2006-2008), where the team won the Southern Division and made an Elite Eight appearance.

Prior to the Vision, Kreutzer served as an assistant coach at Queens University in Charlotte – reaching the NCAA Division II Final Four in 2003 – and UNC Charlotte, as well as head coach at Garinger High School, where he won the 4A Boys North Carolina State High School Title in 1989. He also served as Post Graduate head coach at Massanutten Military Academy (Woodstock, Va.) and led the team to a No. 9 ranking nationally in 2006, developing more than 20 Division I college players in his tenure.

Kreutzer is a graduate of SUNY-New Paltz, where he earned his bachelor's in Social Sciences. Kreutzer and his wife Nancy have two children, Jennifer and Kevin, as well as four grandchildren, Kaitlin, Ashley, Carter and Mackenzie.



CHARLOTTE HORNETS BASKETBALL OPERATIONS

FRONT OFFICE

BBALL OPS

PLAYERS

16-17 REVIEW

HISTORY

RECORDS

PLAYOFFS

NBA

MISC.



Chris Whitney

Director of Player Programs

Chris Whitney is in his eighth season as Director of Player Programs. In this role, the 11-year NBA veteran provides guidance to the team's players to help them develop life skills, both professionally and socially, and assists them in planning for life after basketball.

Whitney, who was initially selected by San Antonio with the 47th overall pick in the 1993 NBA Draft, played in 579 career NBA games for San Antonio, Washington, Denver and Orlando, averaging 6.5 points, 2.8 assists and 1.4 rebounds. Eight of his 11 seasons came with the Bullets/Wizards, where he remains the team's all-time career leader in free-throw percentage (.879) and ranks third all-time in three-point field goals (489).

Whitney played collegiately at Clemson University from 1991-93, following two seasons at Lincoln Trail College in Robinson, Illinois, where he was named First Team NCAA All-American in 1991. He is Clemson's career leader in three-point field goals per game (2.88), while ranking second in steals per game (1.97), second in assists per game (6.10) and fifth in three-point percentage (.413). Despite playing only two seasons, Whitney ranks eighth among the school's career leaders in three-point field goals (167) and 10th in career assists (354).

While playing with the Wizards, Whitney created the C-WHIT (Children with Hope in Tomorrow) Foundation to assist programs dedicated to helping children in Washington, DC, and his hometown of Hopkinsville, Kentucky. He was the runner-up for the NBA's Sportsmanship Award in 2000-01.

Whitney and his wife, Charlotta, were married on January 1, 2010.



Adam Filippi

Director of Global Scouting

Adam Filippi is in his seventh season with the organization as Director of Global Scouting. Filippi brings over 20 years of scouting experience to the franchise, including 10 years with the Lakers before coming to Charlotte.

Born in Michigan, Filippi moved to Italy when he was eight years old. Following a five-year semi-pro playing career in Italy, Filippi received his first scouting job with Fortitudo in 1997. After starting his own scouting service in Italy, he became the youngest scout in the NBA in 1999 when he was hired by the Nets. He later founded Global Vision, a Europe-based scouting service that consulted with 12 NBA teams, including the Lakers, before joining the Lakers scouting staff full-time in the summer of 2001.

In addition to his scouting work, Filippi has worked with over 100 NBA and top overseas players as a player development coach, instructing at clinics and camps in Europe, Africa, China, the Middle East and throughout the United States. In February 2011, he released his first instructional book, "Shoot Like the Pros: the Road to a Successful Shooting Technique," which includes a foreword by Jerry West. His new book "Mastering the Art of Free Throw Shooting" (2016) features a foreword by Hubie Brown.

A Certified Personal Trainer and Performance Enhancement Specialist, Filippi speaks four languages: English, Italian, Spanish and French. He and his wife, Gaia, have three daughters, Jade, Amber and Ally.



Todd Quinter

Director of Pro Scouting

Todd Quinter is in his sixth season as Director of Pro Scouting. As a member of the Hornets staff he has been involved in the pursuit of players such as 2014 All NBA 3rd Team Al Jefferson, Marvin Williams, Jeremy Lin and Marco Belinelli among others. Quinter, who spent the 2011-12 season as an advanced scout for the Bulls, has more than 32 years of scouting and basketball operations experience. He served with the Suns in several different roles from 1986-2011, initially joining the Suns as a video coordinator before serving as an advance scout, assistant coach, Director of Scouting and Director of Player Personnel, among other positions. In 2008, Quinter also served as the advance scout for the gold medal-winning U.S. Men's Senior National Team during the Beijing Olympics. In his tenure as Director of Player Personnel under GM Steve Kerr and Assistant GM David Griffin he was involved in the drafting of Robin Lopez and future 3rd Team All-NBA guard Goran Dragic. In their last season as a group the Suns went to the 2009-10 Western Conference Finals that included a sweep of the San Antonio Spurs in the 2nd round. Quinter left the Suns half-way through the 2010-11 season due to a change in culture.

Quinter is a graduate of Lebanon Valley College in Annville, PA, where he earned a bachelor's degree in sociology and was a two-time MVP of the men's basketball team. He was inducted into the Lebanon Valley College Athletic Hall of Fame in 1997.

Quinter was born in Nazareth, PA, home of the world famous racing Andretti family, and is a cousin of musician Glenn Frey of the Eagles. He and his wife, Kim, have four children, Adam, Jake, Olivia and Tessa.

BASKETBALL OPERATIONS

Drew Perry

Director of Advance Scouting

Drew Perry is in his 14th season with the organization and his fifth as Director of Advance Scouting. As the club's primary advance scout, Perry is responsible for making sure the team is prepared for every opponent, including knowing their play calls, most frequently run plays and other tendencies. Perry, who served as the team's video coordinator for its first eight seasons, also manages the franchise's regional scouts.

Perry joined the organization in 2004 from XOS Technologies, a company that provides video software to numerous NBA and college basketball teams. In his two-year stint with the company, it achieved a 96 percent growth in basketball client base and he successfully sold the product to teams throughout the NBA. From 1996-2002, he was the video coordinator for the original Charlotte Hornets and the WNBA's Charlotte Sting, assisting the coaching and basketball operations staffs with preparation and evaluation of players. Perry also served as director of scouting for the Sting in 1999.

A 1992 graduate of Wake Forest, he earned a master's degree from the University of Richmond. Perry and his wife, Susan, have three children, Jackson, Sallie and Andrew.



FRONT OFFICE

BALL OPS

David Duquette

Director of Basketball Affairs

David Duquette is in his seventh year with the organization and his fourth as Director of Basketball Affairs. In this role, he advises on the NBA Collective Bargaining Agreement, salary cap management, and player contracts, oversees the basketball operations for the Greensboro Swarm, and performs other basketball operations duties. Prior to joining the Hornets as a Basketball Operations Assistant in 2011, Duquette was a Basketball Operations Assistant for the Minnesota Timberwolves after joining the team as an intern in 2009.

A native of Waterbury, CT, Duquette is an alumnus of Lehigh University with a bachelor's degree in journalism and a master's degree in political science. Duquette also earned his JD/MBA from Suffolk University Law School and is a member of the North Carolina State Bar. Duquette currently resides in Charlotte with his wife Whitney.



PLAYERS

16-17 REVIEW

HISTORY

SCOUTING STAFF



Mike Born



Jakub Kudlacek



Matt McKay



Dickey Simpkins

RECORDS

PLAYOFFS

NBA

MISC.

CHARLOTTE HORNETS BASKETBALL OPERATIONS

FRONT OFFICE

BBALL OPS

PLAYERS

16-17 REVIEW

HISTORY

RECORDS

PLAYOFFS

NBA

MISC.



Steve Stricker

Head Athletic Trainer

Steve Stricker is in his 10th season as Head Athletic Trainer, where he monitors the medical needs of the team's players and also manages the club's travel needs. Stricker has 32 years of experience in a career that includes stops with the Washington Wizards, University of Michigan, University of Texas-Arlington and Iowa State University.

Stricker began his career at his alma mater, Iowa State, where he served as both a student trainer and assistant athletic trainer while earning his bachelor's and master's degrees. He went on to serve as head athletic trainer at UT-Arlington from 1993-95 before moving on to Michigan, where he held the positions of assistant athletic trainer and associate supervisor of athletic medicine. In 2001, Stricker joined the Wizards, serving as the team's athletic trainer for three seasons.

Most recently he served as marketing manager for team sports at Gatorade, handling all contracted college and professional teams in the Central and Northeast regions of the United States.

A recipient of the NBA Trainers Association's Joe O'Toole NBA Athletic Trainer of the Year Award in 2010-11, Stricker is a Certified Athletic Trainer and is a member of the National Athletic Trainers Association. He and his wife, Pam, have two children, Jonathan and Samantha.



Matt Friia

Strength & Conditioning Coach

Matt Friia is in his seventh season as the team's Strength & Conditioning Coach, where he is responsible for the strength, speed, power, conditioning and nutrition of players and assists with the rehabilitation of injuries. Before coming to Charlotte, Friia spent the previous seven seasons with the Denver Nuggets as assistant athletic trainer/assistant strength & conditioning coach.

Prior to joining the Nuggets, Friia attended Ithaca College, where he received a dual bachelor's degree in athletic training and sports medicine. During his time at Ithaca, he worked as an athletic trainer with several of the school's sports teams, including men's basketball and football.

Friia is a Certified Athletic Trainer, holding memberships with the National Athletic Trainers Association, the National Basketball Athletic Trainers Association, the National Basketball Strength and Conditioning Association and the National Academy of Sports Medicine. He received a master's degree in human movement at A.T. Still University.

A native of Ithaca, NY, Friia and his wife, Carey, have one daughter, Elise.



Dennis Williams

Assistant Athletic Trainer

Dennis Williams is in his 12th season as Assistant Athletic Trainer, where he assists with the team's medical needs.

Prior to joining the Bobcats in July 2006, Williams spent four years as athletic trainer for the men's basketball and cheerleading teams at the University of South Carolina. Before that, he served as head athletic trainer for the Greenville Groove during the inaugural 2001-02 season of the NBA Development League. He also spent time at the collegiate level as the head athletic trainer for North Greenville College in South Carolina and assistant athletic trainer at North Carolina A&T.

Williams is a Certified Athletic Trainer and Performance Enhancement Specialist, Corrective Exercise Specialist and an Applied Functional Science Specialist. He holds membership with the National Athletic Trainers Association, the National Basketball Athletic Trainers Association and the North Carolina Athletic Trainers Association.

A recipient of the NBA Athletic Trainers Association's David Craig NBA Assistant Athletic Trainer of the Year Award in 2010-11, Williams received a Bachelor's degree in science in physical education from the University of South Carolina in 1995 and a master's in Exercise Science from Furman University in 1999. Williams was also named the Alumni Athletic Trainer of the Year in 2017 by his alma mater University of South Carolina. He and his wife, Dana, have two sons, Robert Floyd Williams and Joshua Edward Williams.

BASKETBALL OPERATIONS

Aaron Karkow

Assistant Athletic Trainer

Aaron Karkow is in his first season as Assistant Athletic Trainer, where he assists with the team's medical needs. He most recently joins the team after one season as Head Athletic Trainer for the Greensboro Swarm.

Before his time with the Swarm, Karkow was the assistant athletic trainer for the University of Mount Olive in North Carolina. There he oversaw the training needs for several sports including men's basketball.

Karkow is a former player and graduate of Endicott College in Massachusetts where he was a two-year captain for the Division III Gulls.



Jason Rivera

Head Equipment Manager

Jason Rivera is in his fifth season as Head Equipment Manager, where he oversees the purchase and dispersal of equipment. In this role, Rivera is responsible for setting up each player's locker with uniforms, warm-ups, shoes, towels and other items, both at home and on the road.

Rivera came to Charlotte after spending 23 years with the Orlando Magic, where he started as a ball kid at age 12. He became the team's assistant equipment manager in 1996 at age 18, before being promoted to head equipment manager in 2010. Rivera was also the equipment manager for the WNBA's Orlando Miracle during their tenure in the city from 1999-2002. While in Orland, he worked two NBA All-Star Games hosted by the Magic (1992 and 2012) and one WNBA All-Star Game hosted by the Miracle (2001).

Rivera and his wife, Marisol, have two children, Ariana and Shea.



FRONT OFFICE

BALL OPS

PLAYERS

16-17 REVIEW

HISTORY

RECORDS

PLAYOFFS

NBA

MISC.

SUPPORT STAFF



Anthony Datcher
Director of Team Security



Claudia Hidalgo Rojas
Massage Therapist



Rick Higgins
Coaching Assistant/Video Coordinator



Muriel Howell
Manager of Team Security



Mark Jenkins
Video Scout



David Kaplan
Manager of Basketball Analytics



Kathryn Karakus
Director of Basketball Operations



Alex Lee
Basketball Analyst



James McCullough
Assistant Equipment Manager



Jason Meiring
Assistant Strength & Conditioning Coach



Raymond Rios
Manager of Team Services



Gary Robinson
Software Developer

CHARLOTTE HORNETS BASKETBALL OPERATIONS

FRONT OFFICE

BASKETBALL OPS

PLAYERS

16-17 REVIEW

HISTORY

RECORDS

PLAYOFFS

NBA

MISC.



Dr. Marcus Cook

Team Physician

Dr. Marcus Cook is a sports medicine fellowship trained orthopedic surgeon and has expertise in arthroscopic and reconstructive surgery of the shoulder, knee and elbow with a specific interest in sports-related injuries. A native of Charlotte, he joined Novant Health Perry Orthopedics & Sports Medicine in August 2010. He currently serves as the Lead Team Physician to the National Basketball League (NBA) Charlotte Hornets; and is on the house advisory board for Novant Health Charlotte Orthopedic Hospital. Dr. Cook has done extensive research with around the shoulder and knee, with a focus on the rotator cuff and the anterior cruciate ligament.

Dr. Cook is board-certified by the American Board of Orthopaedic Surgery. He is a current member of the American Orthopaedic Society for Sports Medicine, the American College of Sports Medicine, the Tulane Caldwell Society and a fellow of the American Academy of Orthopaedic Surgeons. Dr. Cook has previously served in roles of Medical Director to Novant Health Rehabilitation and to Select Physical Therapy Athletic Trainers; along with serving athletic departments of Johns Hopkins University Athletics, Morgan State University, Tulane University, Harvard University and many secondary schools.

After completing his undergraduate studies at the University of North Carolina and his Bachelor of Science at Davidson College, Dr. Cook completed his graduate studies at Duke University School of Medicine. He went on to continue his intern and resident training at Tulane University School of Medicine in New Orleans and his sports medicine fellowship at Union Memorial Hospital in Baltimore.

Outside of work, Dr. Cook enjoys recreational activities such as golf, cycling and boating with his family.



Dr. Joe Garcia

Team Physician

Dr. Joseph Garcia is in his 13th season as team physician for the Hornets. He is board-certified in family medicine and sports medicine with a focus on active patients of all ages.

Dr. Garcia completed his undergraduate and graduate studies at the University of Iowa, earning his medical degree in 1994. He went on to complete his residency at Riverside Hospital in Newport News, Virginia, followed by a sports medicine fellowship at Carolinas Medical Center Miller Orthopedic Clinic in Charlotte.

Dr. Garcia's philosophy emphasizes the importance of exercise in the treatment of many medical problems, as well as the diagnosis and treatment of musculoskeletal conditions that effect active patients who can benefit from non-operative orthopedic care.

Dr. Garcia currently practices at Novant Health Lakeside Physical Therapy & Sports Medicine in Huntersville, NC.



Dr. Larry Seitlin

Team Dentist

Dr. Lawrence Seitlin has practiced dentistry in Charlotte for more than 40 years. His practice involves all phases of general dentistry, including cosmetic, crown and bridge, implants, preventive and restorative care. He earned his undergraduate and dental degrees from the University of North Carolina.

Dr. Seitlin has served as team dentist for the Charlotte Hornets since 1990. He has also served the athletes of the Charlotte Sting, Charlotte Checkers, Carolina Cobras, Wells Fargo Championship and the 1996 Olympic Marathon Trials.

Dr. Seitlin is a member of the American Dental Association, North Carolina Dental Society, Charlotte Dental Society, Academy of General Dentistry, International Academy of Sports Dentistry, International Academy of Sports Dentistry and the Association of Professional Team Physicians.

Dr. Seitlin is an avid runner and has completed 29 marathons. A basketball fanatic, he has attended 25 NCAA Final Four basketball tournaments. He served on the board of the South Park Youth Association, including 10 years as basketball commissioner and five years as the director of the Southeastern Youth Basketball League. Dr. Seitlin also served on the board of directors of WTVL.

He and his wife, Stephanie, have three children and nine grandchildren.

GREENSBORO SWARM



On October 27, 2015, the Charlotte Hornets officially announced they would own and operate an NBA G League team in Greensboro, North Carolina. With the purchase, the Hornets became the 11th NBA franchise to fully own and operate a G League affiliate. On December 29, the Hornets revealed the name and identity of the new affiliate as the Greensboro Swarm. In addition to being closely tied to the Hornets brand, the name also represents the city of Greensboro, where fans gather in great numbers to support the game of basketball.

Located just 90 miles northeast of Charlotte, the Swarm play their 24 home games at the renovated Fieldhouse at the Greensboro Coliseum Complex. The close proximity allows the Hornets to use the G League in a more efficient manner, providing a seamless transition for both players and coaches. Placing the team in Greensboro

also expands the Hornets' brand to another city in North Carolina with a great basketball tradition.

In addition to 24 home games, the Swarm will play 24 games on the road and another two games at the annual NBA G League Showcase in January to round out its 50-game season. The team will compete in the G League's Eastern Conference as a member of the Southeast Division, joining the Delaware 87ers (Philadelphia 76ers), Erie BayHawks (Atlanta Hawks) and Lakeland Magic (Orlando Magic). The Swarm tips off their second season on November 4 at home in Greensboro.

Steve Swetoha

President

Steve Swetoha is entering his second season as the President of the Greensboro Swarm. Prior to his arrival in Greensboro, Swetoha was the President, General Manager and Chief Revenue Officer of the WNBA's Tulsa Shock for six years. He oversaw both basketball and business operations and lead the team to their first ever playoff appearance in 2015.

Swetoha has previous experience in the NFL, NBA, NHL, WNBA and the ACC in various roles ranging from Director of Sales to Senior Vice President of Sales and Retention to Vice President of Business Operations. An alum of Robert Morris University, he earned his Bachelor of Science degree with a concentration in Sport Management and in 2010 was elected to the Robert Morris Sport Management Hall of Fame Class. Swetoha has also earned his Master's Degree in Sports Leadership at Duquesne University. Swetoha and his wife, Susan, have two children, Matthew and Sophia.



Cam Twiss

General Manager

Cam Twiss is in his second year with the Greensboro Swarm, now acting as the team's General Manager after serving as the Director of Basketball Operations during the 2016-17 season. Twiss joined the Swarm from the Boston Celtics affiliate, the Maine Red Claws, where he was the Manager of Basketball Operations. A sports management major and four-year letterman on the Endicott College basketball and soccer teams, Twiss also worked with the NBA Communications Department during the 2008 and 2010 NBA Finals. In addition to his roles in the NBA, Twiss' prior experience includes coaching New England Basketball School Camps and Clinics and the Landmark High School JV men's basketball team.



Noel Gillespie

Head Coach

Noel Gillespie is entering his second season with the Greensboro Swarm. Prior to joining the Swarm he spent three seasons as an assistant coach with the Denver Nuggets and 10 seasons with the Phoenix Suns. Gillespie started with the Suns in 2003-04, spending time as assistant video coordinator and video coordinator before becoming the team's advance scout in 2008-09. He was promoted to assistant coach and advance scout in 2009-10, spending one season in the role before being named a full-time assistant coach starting with the 2010-11 season. In 2007, while with the Suns, he was an assistant coach for the Western Conference All-Star Team and the sophomore team at the Rookie Challenge during All-Star Weekend in Las Vegas. Gillespie is a native of Milwaukee, Wisconsin, and a graduate of the University of Wisconsin-Whitewater. Noel and his wife Sherry are the proud parents of two children.



BASKETBALL AND BUSINESS OPERATIONS STAFF



- Corsley Edwards**
Assistant Coach
- Brian Boyle**
Assistant Coach
- Kurt Couvion**
Assistant Coach
- Tyler Leshar**
Athletic Trainer
- Tony Furr**
Director of Ticket Sales
- Dan Clark**
Manager of Marketing & Event Presentation
- Derek Cook**
Coordinator of Business Operations
- Jamaal Brown**
Account Executive
- Brandon Rothfuss**
Account Executive
- Danny Shingleton**
Account Executive
- Donna Yeung**
Account Executive

FRONT OFFICE

BALL OPS

PLAYERS

16-17 REVIEW

HISTORY

RECORDS

PLAYOFFS

NBA

MISC.

GREENSBORO SWARM

2017-18 SEASON SCHEDULE

NOVEMBER

S	M	T	W	T	F	S
			1	2	3	4 CTN 7:00
5	6	7 FWN 7:00	8	9 LIN 7:00	10	11
12	13	14 ERI 7:00	15	16	17 WES 7:00	18 ERI 7:00
19	20 RAP 7:00	21	22	23	24 WES 2:00	25
26 MNE 1:00	27	28 CTN 7:00	29	30 NAS 7:00		

DECEMBER

S	M	T	W	T	F	S
					1	2 OKL 8:00
3	4 DEL 6:30	5	6	7	8 RNO 7:00	9 MEH 4:00
10	11	12	13	14	15 RAP 7:00	16
17	18 FWN 7:00	19	20	21	22 WCB 7:00	23 LAK 7:00
24	25	26 WIS 2:00	27	28 WIS 7:00	29	30 IWA 8:00
31						

JANUARY

S	M	T	W	T	F	S
	1	2	3	4	5 DEL 7:00	6 SCW 7:00
7	8	9	10	11	12	13
14	15	16	17 WIS 8:00	18	19 RAP 7:00	20
21	22	23 LAK 7:00	24	25 MNE 7:00	26	27 CTN 7:00
28	29	30	31			

FEBRUARY

S	M	T	W	T	F	S
				1	2 WES 7:00	3
4	5	6	7 FWN 7:00	8	9 LAK 7:00	10 ERI 7:00
11	12 DEL 6:30	13	14	15	16	17
18	19	20	21 LAK 11:00AM	22	23 GRD 7:00	24
25 LIN 2:00	26	27	28 ERI 7:00			

MARCH

S	M	T	W	T	F	S
				1	2 SXF 8:00	3
4 MNE 4:00	5	6	7	8	9 WCB 7:00	10 GRD 7:00
11	12	13 RAP 12:00	14	15	16 DEL 7:00	17
18 LIN 3:00	19	20 SBL 7:00	21	22	23 GRD 7:00	24 WCB 8:00
25	26	27	28	29	30	31

ALL TIMES LISTED ARE EASTERN AND SUBJECT TO CHANGE

HOME
AWAY



[/greensboroswarm](https://www.facebook.com/greensboroswarm)

[@greensboroswarm](https://twitter.com/greensboroswarm)

[@greensboroswarm](https://www.instagram.com/greensboroswarm)

336.907.3600 | gsoswarm.com



EASTERN CONFERENCE

ATLANTIC DIVISION

LIN Long Island Nets
MNE Maine Red Claws
RAP Raptors 905
WES Westchester Knicks

NBA AFFILIATE
Brooklyn Nets
Boston Celtics
Toronto Raptors
New York Knicks

GREAT LAKES DIVISION

CTN Canton Charge
FWN Fort Wayne Mad Ants
GRD Grand Rapids Drive
WCB Windy City Bulls
WIS Wisconsin Herd

NBA AFFILIATE
Cleveland Cavaliers
Indiana Pacers
Detroit Pistons
Chicago Bulls
Milwaukee Bucks

SOUTHEAST DIVISION

DEL Delaware 87ers
ERI Erie BayHawks
GBO Greensboro Swarm
LAK Lakeland Magic

NBA AFFILIATE
Philadelphia 76ers
Atlanta Hawks
Charlotte Hornets
Orlando Magic

WESTERN CONFERENCE

CENTRAL DIVISION

IWA Iowa Wolves
MEH Memphis Hustle
OKL Oklahoma City Blue
SXF Sioux Falls Skyforce

NBA AFFILIATE
Minnesota Timberwolves
Memphis Grizzlies
Oklahoma City Thunder
Miami Heat

PACIFIC DIVISION

ACC Agua Caliente Clippers
NAS Northern Arizona Suns
RNO Reno Bighorns
SCW Santa Cruz Warriors
SBL South Bay Lakers

NBA AFFILIATE
Los Angeles Clippers
Phoenix Suns
Sacramento Kings
Golden State Warriors
Los Angeles Lakers

SOUTHWEST DIVISION

AUS Austin Spurs
RGV Rio Grande Valley Vipers
SLC Salt Lake City Stars
TEX Texas Legends

NBA AFFILIATE
San Antonio Spurs
Houston Rockets
Utah Jazz
Dallas Mavericks



PLAYERS

CHARLOTTE HORNETS PLAYERS

FRONT OFFICE



Dwayne Bacon Nicolas Batum Michael Carter-Williams Treveon Graham Dwight Howard Frank Kaminsky

BBALL OPS



Michael Kidd-Gilchrist Jeremy Lamb Mangok Mathiang Malik Monk Johnny O'Bryant

PLAYERS



Marcus Paige Julian Stone Kemba Walker Marvin Williams Cody Zeller

16-17 REVIEW

HISTORY

2017-18 ROSTER

No.	Player	Pos.	Ht.	Wt.	Birthdate	Prior to NBA/Home Country	Yrs Pro
7	Dwayne Bacon	G/F	6-7	221	8/30/95	Florida State/USA	R
5	Nicolas Batum	G/F	6-8	200	12/14/88	Le Mans (France)/France	8
10	Michael Carter-Williams	G	6-6	190	10/10/91	Syracuse/USA	4
21	Treveon Graham	G/F	6-5	219	10/28/93	Virginia Commonwealth/USA	1
12	Dwight Howard	C	6-11	265	12/8/85	SW Atlanta Christian Academy (GA)/USA	13
44	Frank Kaminsky III	F/C	7-0	242	4/4/93	Wisconsin/USA	2
14	Michael Kidd-Gilchrist	F	6-7	232	9/26/93	Kentucky/USA	5
3	Jeremy Lamb	G	6-5	185	5/30/92	Connecticut/USA	5
9	Mangok Mathiang*	F/C	6-10	230	10/8/92	Louisville/USA	R
1	Malik Monk	G	6-3	200	2/4/98	Kentucky/USA	R
8	Johnny O'Bryant	F	6-9	257	6/1/93	Louisiana State/USA	3
4	Marcus Paige*	G	6-0	164	9/11/93	North Carolina/USA	R
32	Julian Stone	G	6-6	200	12/7/88	Texas-El Paso/USA	3
15	Kemba Walker	G	6-1	184	5/8/90	Connecticut/USA	6
2	Marvin Williams	F	6-9	237	6/19/86	North Carolina/USA	12
40	Cody Zeller	F/C	7-0	240	10/5/92	Indiana/USA	4

RECORDS

PLAYOFFS

COACHING STAFF

Head Coach: Steve Clifford (Maine-Farmington)
Associate Head Coach: Stephen Silas (Brown)
Assistant Coaches: Pat Delany (Saint Anselm), Steve Hetzel (Michigan State), Mike Batiste (Arizona State), Eddie Jordan (Rutgers), Bruce Kreuzer (SUNY-New Paltz)
Head Athletic Trainer: Steve Stricker (Iowa State)
Strength & Conditioning Coach: Matt Fria (Ithaca)
Assistant Athletic Trainer: Dennis Williams (South Carolina), Aaron Karkow (Mount Olive)

*Denotes two-way contract player

NUMERICAL ROSTER

1	Malik Monk	10	Michael Carter-Williams
2	Marvin Williams	12	Dwight Howard
3	Jeremy Lamb	14	Michael Kidd-Gilchrist
4	Marcus Paige*	15	Kemba Walker
5	Nicolas Batum	21	Treveon Graham
7	Dwayne Bacon	32	Julian Stone
8	Johnny O'Bryant	40	Cody Zeller
9	Mangok Mathiang*	44	Frank Kaminsky III

NBA

MISC.



HOW THE HORNETS WERE BUILT

Dwayne Bacon	Acquired from New Orleans Pelicans in exchange for Frank Jackson (31st overall pick) and cash considerations during 2017 NBA Draft, selected 40th overall.
Nicolas Batum	Acquired from Portland Trail Blazers on June 24, 2015, in exchange for Gerald Henderson and Noah Vonleh
Michael Carter-Williams	Signed as a free agent on July 7, 2017
Treveon Graham	Signed as a free agent on July 26, 2016
Dwight Howard	Acquired from Atlanta Hawks, along with 31st pick in 2017 NBA Draft, in exchange for Miles Plumlee, Marco Belinelli and the 41st pick in the 2017 NBA Draft on June 20, 2017
Frank Kaminsky	Selected with the ninth overall pick in the 2015 NBA Draft
Michael Kidd-Gilchrist	Selected with the second overall pick in the 2012 NBA Draft
Jeremy Lamb	Acquired from Oklahoma City Thunder on June 25, 2015, in exchange for Luke Ridnour and a conditional 2016 second-round draft pick
Mangok Mathiang	Signed as a free agent to a two-way contract on August 2, 2017
Malik Monk	Selected with the 11th overall pick in the 2017 NBA Draft
Johnny O'Bryant	Signed as a free agent on March 16, 2017
Marcus Paige	Signed as a free agent to a two-way contact on August 2, 2017
Julyan Stone	Signed as a free agent on August 23, 2017
Kemba Walker	Selected with the ninth overall pick in the 2011 NBA Draft
Marvin Williams	Signed as a free agent on July 21, 2014
Cody Zeller	Selected with the fourth overall pick in the 2013 NBA Draft

ACQUIRED BY

NBA Draft	Free Agency	Trade
Frank Kaminsky	Michael Carter-Williams	Dwayne Bacon
Michael Kidd-Gilchrist	Treveon Graham	Nicolas Batum
Malik Monk	Mangok Mathiang	Dwight Howard
Kemba Walker	Johnny O'Bryant	Jeremy Lamb
Cody Zeller	Marcus Paige	
	Julyan Stone	
	Marvin Williams	

FRONT OFFICE

BALL OPS

PLAYERS

16-17 REVIEW

HISTORY

RECORDS

PLAYOFFS

NBA

MISC.



POSITION: Guard/Forward

HT / WT: 6-7 / 221

BORN: 8/30/95

FROM: Florida State/USA

YEARS PRO: R



**DWAYNE
BACON**

PLAYERS



FRONT OFFICE

BALL OPS

PLAYERS

16-17 REVIEW

HISTORY

RECORDS

PLAYOFFS

NBA

MISC.

PRO CAREER

Selected 40th overall in the 2017 NBA Draft by the New Orleans Pelicans... Draft rights acquired by Charlotte on draft night, along with cash considerations, in exchange for the draft rights to Frank Jackson (31st overall pick).

COLLEGE

Appeared in 69 career games at Florida State, averaging 16.5 points, 5.0 rebounds, 1.6 assists and 1.0 steals in 28.8 minutes per contest... As a sophomore in 2016-17, owned averages of 17.2 points, 4.2 boards and 1.7 assists in 35 games... Named to the 2016-17 All-ACC Second Team... A finalist for the 2016-17 Julius Erving Award, honoring the nation's top small forward... Led the team in points per game (17.2), field goals (221) and three-point field goals (57)... Helped team to 2017 NCAA Tournament appearance... As a freshman in 2015-16, held averages of 15.8 points, 5.8 rebounds, 1.5 assists and 1.0 steals in 28.8 minutes per game... Set school freshman records in points (536), field goals made (197), free throws made (110) and scoring average (15.8) in 2015-16... Named to the 2015-16 All-ACC Freshman Team... A six-time ACC Rookie of the week.

PERSONAL

Hometown is Lakeland, Fla... Son of Kennie Crawford and Dwayne Bacon Sr... Made the 2015-16 All-ACC Academic Team... Finished high school at Oak Hill Academy in Mouth of Wilson, Va., after attending IMG Academy in Bradenton, Fla. as a junior and McKeel Academy in Lakeland, Fla as a sophomore and freshman... A 2015 McDonald's High School All-American... Winner of the 2015 McDonald's High School All-American Slam Dunk Contest

COLLEGE STATISTICS

YR	TEAM	GP	MIN	FIELD GOALS			FREE THROWS		REBOUNDS			AVERAGES							
				FGM-FGA	PCT	3FGM-3FGA	PCT	FTM-FTA	PCT	OR-DR	TOT	AST	STL	BS	TO	PTS	RPG	APG	PPG
15-16	FSU	34	979	197-441	.447	32-114	.281	110-154	.714	46-151	197	50	33	1	74	536	5.8	1.5	15.8
16-17	FSU	35	1008	221-489	.452	57-171	.333	104-138	.754	35-112	147	4	35	4	71	603	4.2	1.7	17.2
TOTALS		69	1987	418-930	.449	89-285	.312	214-292	.733	81-263	344	111	68	5	145	1139	5.0	1.6	16.5



POSITION: Guard/Forward

HT / WT: 6-8 / 220

BORN: 12/14/88

FROM: Le Mans/France

YEARS PRO: 9



**NICOLAS
BATUM**



PRO CAREER

Re-signed with Charlotte on July 7, 2016... Acquired by Charlotte from the Portland Trail Blazers on June 24, 2015, in exchange for Noah Vonleh and Gerald Henderson... Originally selected by the Rockets with the 25th overall pick in the 2008 NBA Draft before having rights traded to Portland in exchange for the draft rights to Darrell Arthur and Joey Dorsey... Has played in 628 career games (575 starts) for the Trail Blazers and Hornets, with averages of 12.1 points, 5.3 rebounds and 3.7 assists in 31.7 minutes... Appeared in 39 postseason contests (29 starts) since 2009, notching averages of 10.4 points, 4.5 rebounds and 2.6 assists... Has made at least 100 three-point field goals in each of the last seven seasons... Played professionally in France for MSB Le Mans for three seasons before entering the 2008 NBA Draft.

2016-17 (CHARLOTTE)

Appeared and started in 77 games (all starts), averaging 15.1 points, 6.2 rebounds and 5.9 assists in 34.0 minutes per game... One of only four players to total over 1,000 points, 450 rebounds and 450 assists in 2016-17 and the only Hornets player to ever do so in a single season in franchise history... Had a team-high 15 double-doubles... Had his seventh career triple-double and third with the franchise tallying 20 points, 11 rebounds, 10 assists, one steal and one block vs. Chicago on Dec. 23... Matched a season-high 31 points, with eight boards and three assists vs. Boston on April 8... Contributed 31 points, with eight rebounds, four assists and a block at L.A. Clippers on Feb. 26... Scored a game-high 25 points, with six rebounds, eight assists and a block vs. L.A. Clippers on Feb. 11... Had 28 points, sinking a career-high 13 free throws, with four assists vs. Oklahoma City on Jan. 4... Recorded 24 points, five rebounds, five assists and three steals at Brooklyn on Dec. 26... Added 23 points, five rebounds, 10 assists and one steal vs. L.A. Lakers on Dec. 20... Totaled 22 points, 10 rebounds, five assists and three steals at Boston on Dec. 16... Logged 24 points, adding 10 rebounds and four assists vs. Atlanta on Nov. 18.

2015-16 (CHARLOTTE)

Appeared and started in 70 games, averaging 14.9 points, 6.1 rebounds and 5.8 assists in 35.0 minutes per game... Was one of only six qualified NBA players to average at least 14 points, six rebounds and five assists on the season... Logged a pair of triple-doubles on the season, tallying 10 points, 11 rebounds and 11 assists on Dec. 9 vs. Miami and posting 19 points, 11 rebounds and 12 assists on March 29 at Philadelphia... Became only the fifth player in Charlotte NBA history to tally multiple triple-doubles in a season and the first since Baron Davis had two during the 2000-01 season... Earned his first ever NBA Player of the Week Award, garnering the Eastern Conference Player of the Week for games played Nov. 9 through Nov. 15, after averaging 25.5 points, 6.0 rebounds and 3.0 assists in four games... Posted a season-high 33 points, six assists and five rebounds vs. Portland on Nov. 15... Finished with 31 points, seven rebounds and four assists on March 4 vs. Indiana... Tallied 28 points, eight rebounds and two steals on Nov. 13 at Chicago... Registered 26 points, 11 boards and nine assists on Feb. 6 vs. Washington... Totaled 26 points, seven rebounds and nine assists against Orlando on March 16... Had 25 points, seven boards and eight assists on March 26 at Milwaukee... Grabbed a season-high 13 rebounds, adding 19 points and eight assists on Feb. 8 vs. Chicago.

2014-15 (PORTLAND)

Played and started in 71 games for Portland, averaging 9.4 points, 5.8 rebounds and 4.8 assists in 33.5 minutes... Scored in double figures 30 times, including four games of 20 points or more... Grabbed double-figure rebounds nine times and posted double-figure assists two times, tallying five double-doubles... Scored a season-high 27 points on a season-high nine field goals, including six three-pointers, to go with 10 rebounds on Jan. 21 at Phoenix for his first double-double of the season... Scored 15 or more points in 14 of his final 29 games after doing so just four times in his first 42 contests... Recorded four consecutive games of 15 points or more from March 4-11... Grabbed a season-high 15 rebounds, to go with 12 points, on March 16 at Washington... Dished out a season-high 13 assists against Denver on Dec. 2... Scored 21 points on 7-11 shooting, including 5-7 from beyond the three-point line, on April 1 against the Clippers.

FRONT OFFICE

BALL OPS

PLAYERS

16-17 REVIEW

HISTORY

RECORDS

PLAYOFFS

NBA

MISC.

CHARLOTTE HORNETS PLAYERS

FRONT OFFICE

BBALL OPS

PLAYERS

16-17 REVIEW

HISTORY

RECORDS

PLAYOFFS

NBA

MISC.

REGULAR SEASON STATISTICS

YR	TEAM	GP	MIN	FIELD GOALS			FREE THROWS		REBOUNDS			AVERAGES							
				FGM-FGA	PCT	3FGM-3FGA	PCT.	FTM-FTA	PCT.	OR-DR	TOT	AST	STL	BS	TO	PTS	RPG	APG	PPG
08-09	POR	79	1454	161-361	.446	62-168	.369	42-52	.808	84-136	220	74	50	50	40	426	2.8	0.9	5.4
09-10	POR	37	918	139-268	.519	54-132	.409	43-51	.843	32-109	141	44	24	27	25	375	3.8	1.2	10.1
10-11	POR	80	2522	367-807	.455	118-342	.345	138-164	.841	109-252	361	123	68	83	49	990	4.5	1.5	12.4
11-12	POR	59	1791	289-641	.451	107-274	.391	133-159	.836	81-190	271	84	57	90	60	818	4.6	1.4	13.9
12-13	POR	73	2807	352-833	.423	165-444	.372	178-210	.848	97-315	412	360	91	190	83	1047	5.6	4.9	14.3
13-14	POR	82	2956	381-819	.465	145-402	.361	163-203	.803	116-495	611	420	75	208	57	1070	7.5	5.1	13.0
14-15	POR	71	2380	240-600	.400	100-309	.324	84-98	.857	62-354	416	341	78	132	40	664	5.9	4.8	9.4
15-16	CHA	70	2448	372-873	.426	139-399	.348	163-192	.849	55-373	428	403	65	43	205	1046	6.1	5.8	14.9
16-17	CHA	77	2617	393-975	.403	135-405	.333	243-284	.856	46-435	481	456	86	29	194	1164	6.2	5.9	15.1
TOTALS		628	19893	2694-6176	.436	1025-2875	.357	1187-1413	.840	682-2659	3341	2304	594	426	1178	7600	5.3	3.7	12.1

Personal Fouls-DQ: 2008-09, 139-0; 2009-10, 83-1; 2010-11, 194-2; 2011-12, 105-0; 2012-13, 139-0; 2013-14, 156-1; 2014-15, 106-0; 2015-16, 114-0. 2016-17, 109-0 Totals: 1145-4

2013-14 (PORTLAND)

Played and started in 82 games for the first time in his career... Averaged 13.0 points and career highs of 7.5 rebounds and 5.1 assists in 36.0 minutes... Joined LeBron James (2008-09, 2012-13) as the only players with at least 600 rebounds, 400 assists and 100 three-pointers in a season since 2008-09... Scored in double-digits in a career-high 64 games, including 11 games of 20 points or more... Posted a career-best 15 double-doubles... Tallied a pair of triple-doubles (11 points, 12 rebounds and 11 assists on Nov. 2 vs. San Antonio; 14 points, 10 rebounds and a career-high 14 assists on Jan. 8 vs. Orlando)... Recorded 20-plus points, nine-plus rebounds and five-plus assists in three straight games from March 14-18, becoming the first Portland player to achieve the feat since Clyde Drexler (April 18-21, 1989)... On March 14 against New Orleans, became just the fourth NBA player ever to record 22-plus points, 18-plus rebounds, five-plus assists and four-plus three-pointers in a game (Kevin Love, LeBron James, Antoine Walker)... Scored 14 points and grabbed a career-best 18 rebounds against Atlanta on March 5... Scored a season-high 24 points at Toronto on Nov. 17, also adding five rebounds, six assists and two steals... Led the team in scoring three times, in rebounds 17 times and in assists in 32 games... Saw action in 11 playoff games (all starts), averaging 15.2 points, 7.6 rebounds, 4.8 assists and 1.3 steals... Logged a double-double with 14 points and 14 rebounds in Portland's Game 4 win over San Antonio... Scored 20-plus points four times in the postseason.

2012-13 (PORTLAND)

Played and started in 73 games... Posted averages of 14.3 points, 5.6 rebounds, 4.9 assists, 1.3 steals and 1.1 blocks in 38.5 minutes... Made a career-best 169 three-pointers, tied for 13th in the NBA... Led the team in total steals with 91 and finished second with 83 blocks... Also led the squad in free throw percentage (.848), tied for 18th in the NBA... Joined Kevin Durant and LeBron James as the only players in the NBA to rank in the top 40 in both steals and blocks per game... Became the fourth NBA player ever with 100 three-pointers, 350 assists and 80 blocks in a season, joining LeBron James (twice), Kevin Durant and Scottie Pippen... Scored in double figures 54 times, including 19 games of 20 points or more and two games of 30-plus points... Grabbed double-figure rebounds seven times and handed out double-figure assists four times... Tallied seven double-doubles and two triple-doubles... Recorded first two career triple-doubles within a week, finishing with 12 points, 10 rebounds and 11 assists vs. Washington on Jan. 21, and 20 points, 10 rebounds and 12 assists against the L.A. Clippers on Jan. 26... Scored a career-high 35 points on 13-19 shooting, while tying his career high of five blocks, on Nov. 16 vs. Houston... Became the first Trail Blazer ever to record at least 10 assists, five steals and five blocks in a game Dec. 16 vs. New Orleans... Notched a career-best six steals against Houston on Nov. 3... Joined Sacramento's DeMarcus Cousins as the only NBA players to have season highs

of at least 35 points, 10 rebounds, 10 assists, five steals and five blocks... Led Portland in scoring 15 times, in rebounds seven times and in assists on 24 occasions.

2011-12 (PORTLAND)

Played in 59 games (34 starts), averaging 13.9 points, 4.6 rebounds, 1.4 assists, 1.0 steal and 1.0 blocks... Ranked 30th in the NBA in three-point field goal percentage (.391), 30th in free throw percentage (.836) and 33rd in blocks per game (1.02)... Scored in double figures 41 times, including nine games of 20 points or more and two games with 30-plus points... Scored a season-high 33 points on 11-19 shooting, including a franchise-record nine three-point field goals, on Feb. 4 against Denver... Also scored 33 points on Feb. 14 against Washington... Tallied 20 points and 10 rebounds on April 4 against New Jersey... Tallied 16 points and 10 rebounds on April 2 against Utah.

2010-11 (PORTLAND)

Played in 80 games (67 starts), averaging 12.4 points, 4.5 rebounds and 1.5 assists in 31.5 minutes... Scored in double figures 53 times, including 14 games of 20 points or more... Grabbed double-figure rebounds six times, tallying six double-doubles... Scored on a tip-in at the buzzer to give Portland a 98-96 win over San Antonio on March 25... Scored a season-high 25 points on March 20 at the L.A. Lakers... Registered 13 points and a season-high 14 rebounds on Dec. 5 vs. the L.A. Clippers... Saw action in six playoff games, averaging 8.0 points, 1.7 rebounds and 1.3 assists in 25.2 minutes.

2009-10 (PORTLAND)

Played in 37 games (25 starts), averaging 10.1 points, 3.8 rebounds and 1.2 assists in 24.8 minutes... Shot .519 from the field (139-268), including .409 from beyond the three-point line (54-132)... Scored in double figures 16 times, including five games of 20 points or more... Scored a season-high 31 points, including 22 in the third quarter, and handed out a season-high seven assists on Feb. 27 at Minnesota... Tallied first career double-double with 12 points and a season-high 12 rebounds on April 14 against Golden State... Made his season debut on Jan. 25 vs. New Orleans after undergoing surgery to repair a torn labrum in his right shoulder on Oct. 30, 2009... Played in six playoff games, starting all six... Averaged 8.2 points and 3.2 rebounds in 23.2 minutes during the postseason.

PLAYERS

2008-09 (PORTLAND)

Played in 79 games (76 starts) as an NBA rookie... Averaged 5.4 points and 2.8 rebounds in 18.4 minutes... Ranked eighth in three-point percentage (.369) and 10th in blocked shots (0.51) among NBA rookies... Scored in double figures 13 times... Posted a season-best 20 points on 7-8 shooting, including 2-2 from beyond the three-point line, and 4-4 free-throw shooting on March 13 vs. New Jersey... Played in six playoff games with five starts, averaging 2.0 points in 10.5 minutes.

2007-08 (LE MANS)

Played in 30 games for MSB Le Mans in the French Pro-A League... Averaged 12.3 points, 5.0 rebounds, 3.6 assists and 1.3 steals... In 13 Euroleague games, averaged 8.5 points, 3.5 rebounds and 2.7 assists

2006-07 (LE MANS)

Played in 33 games for MSB Le Mans, averaging 5.0 points and 2.9 rebounds in 16.2 minutes... In 12 Euroleague games, averaged 4.3 points and 1.7 rebounds in 13.4 minutes.

2005-06 (LE MANS)

Saw action two games for MSB Le Mans in the French Pro-A League, averaging 3.0 points, after averaging 14.3 points and 6.8 rebounds for the Le Mans junior team.

PERSONAL

The son of Richard and Sylvie Batum... Has one sister, Pauline... Father Richard played basketball professionally in France before passing away in 1991... With his mother and sister, created the Foundation Batum in an effort to assist pregnant women and women with children in Africa... Has been a member of the French National Team since 2009... Represented France in the 2012 Olympics, 2010 FIBA World Championships, 2014 FIBA World Cup and FIBA European Championships in 2009, 2011, 2013 and 2015... Led France to hold medal in 2013 European Championships, silver medal in 2011 European Championships and bronze medals in 2014 FIBA World Cup and 2015 European Championships... Earned MVP honors after leading France to a gold medal at the European Under-18 Championships in 2006... Helped France to a bronze medal in the 2007 Under-19 World Championships... Scored 23 points on 9-for-13 shooting (including six dunks) for the World Team at the 2007 Nike Hoop Summit.

PLAYOFF STATISTICS

YR	TEAM	GP	MIN	FIELD GOALS			FREE THROWS		REBOUNDS				AVERAGES						
				FGM-FGA	PCT	3FGM-3FGA	PCT	FTM-FTA	PCT	OR-DR	TOT	AST	STL	BS	TO	PTS	RPG	APG	PPG
08-09	POR	6	63	5-9	.556	2-4	.500	0-0	----	1-2	3	1	1	2	3	12	0.5	0.2	2.0
09-10	POR	6	139	17-37	.459	9-21	.429	6-8	.750	4-15	19	5	2	0	4	49	3.2	0.8	8.2
10-11	POR	6	151	19-46	.413	7-26	.269	3-4	.750	1-9	10	8	5	5	7	48	1.7	1.3	8.0
13-14	POR	11	459	67-142	.472	21-60	.350	12-15	.800	10-74	84	53	15	5	28	167	7.6	4.8	15.2
14-15	POR	5	209	24-70	.343	13-39	.333	10-13	.769	6-37	43	26	1	1	12	71	8.6	5.2	14.2
15-16	CHA	5	144	17-45	.378	6-22	.273	17-20	.850	2-16	18	10	2	0	8	57	3.6	2.0	11.4
TOTALS		39	1165	108-234	.427	58-172	.337	48-60	.800	24-153	177	103	25	13	62	404	4.5	2.6	10.4

Personal Fouls-DQ: 2008-09, 7-0; 2009-10, 13-0; 2010-11, 14-0; 2013-14, 21-0; 2014-15, 11-0; 2015-16, 6-0. Totals: 72-0.

CAREER HIGHS

Minutes	48	(1/18/16, Charlotte vs. Utah)
Field Goals:	13	(11/16/12, Portland vs. Houston)
Field Goal Attempts:	24	(2/14/12, Portland vs. Washington)
Three-Point Field Goals:	9	(2/4/12, Portland vs. Denver)
Three-Point Attempts:	15	(2/4/12, Portland vs. Denver)
Free Throws:	13	(1/4/17, Charlotte vs. Oklahoma City)
Free Throw Attempts:	15	(1/4/17, Charlotte vs. Oklahoma City)
Offensive Rebounds:	7	(12/25/10, Portland at Golden State)
Defensive Rebounds:	17	(3/5/14, Portland vs. Atlanta)
Total Rebounds:	18	(Two times, last: 3/14/14, Portland at New Orleans)
Assists:	14	(1/8/14, Portland vs. Orlando)
Steals:	6	(11/3/12, Portland at Houston)
Turnovers:	9	(Two times, last: 11/29/15, Charlotte vs. Milwaukee)
Blocked Shots:	5	(Two times, last: 12/16/12, Portland vs. New Orleans)
Points	35	(11/16/12, Portland vs. Houston)

FRONT OFFICE

BALL OPS

PLAYERS

IS-T REVIEW

HISTORY

RECORDS

PLAYOFFS

NBA

MISC.



POSITION: Guard

HT / WT: 6-6 / 190

BORN: 10/10/91

FROM: Syracuse/USA

YEARS PRO: 4



MICHAEL
CARTER-WILLIAMS

PLAYERS



FRONT OFFICE

BBALL OPS

PLAYERS

16-17 REVIEW

HISTORY

RECORDS

PLAYOFFS

NBA

MISC.

PRO CAREER

Signed as an unrestricted free agent with Charlotte on July 7, 2017... Acquired by Chicago in exchange for Tony Snell on Oct. 17, 2016... Acquired by Milwaukee along with Miles Plumlee and Tyler Ennis in a three-team deal that sent Brandon Knight and Kendall Marshall to the Suns on Feb. 19, 2015)... Selected by Philadelphia with the 11th pick in the 2013 NBA Draft... In four NBA seasons, has appeared in 235 games (189 starts), averaging 13.0 points, 5.4 assists and 5.2 rebounds.

2016-17 (Chicago)

Played in 45 games with the Bulls... Averaged 6.6 points, 3.4 rebounds and 2.5 assists... Had 11 games with double-figure scoring and two games with 20-or-more points... Totaled 23 points, nine rebounds and six assists at Houston on Feb. 3... Notched 21 points, six rebounds and four assists at Sacramento on Feb. 6... Totaled 14 points, seven rebounds and two assists at Washington on Jan. 10.

NBA REGULAR SEASON STATISTICS

YR	TEAM	GP	MIN	FIELD GOALS			FREE THROWS		REBOUNDS			AVERAGES							
				FGM-FGA	PCT	3FGM-3FGA	PCT	FTM-FTA	PCT	OR-DR	TOT	AST	STL	BS	TO	PTS	RPG	APG	PPG
13-14	PHI	70	2414	427-1054	.405	55-208	.264	258-367	.703	101-336	437	441	130	43	247	1167	6.2	6.3	16.7
14-15	PHI	41	1391	232-611	.380	32-125	.256	117-182	.643	43-211	254	302	60	18	174	613	6.2	7.4	15.0
14-15	MIL	25	758	132-308	.429	4-28	.143	85-109	.780	21-78	99	140	51	12	12	353	4.0	5.6	14.1
15-16	MIL	54	1649	251-555	.452	15-55	.273	106-160	.663	48-228	276	281	80	41	153	623	5.1	5.2	11.5
16-17	CHI	45	846	112-306	.366	15-64	.234	58-77	.753	24-129	153	113	38	23	66	297	3.4	2.5	6.6
TOTALS		235	7058	1154-2834	.407	121-480	.252	624-895	.697	237-982	1219	1277	359	137	652	3053	5.2	5.4	13.0

Personal Fouls-DQ: 2013-14, 213-2; 2014-15, 103-1; 2014-15, 164-2; 2015-16, 162-0; 2016-17, 102-1. Totals: 744-6

CHARLOTTE HORNETS PLAYERS

FRONT OFFICE

BBALL OPS

PLAYERS

16-17 REVIEW

HISTORY

RECORDS

PLAYOFFS

NBA

MISC.

2015-16 (MILWAUKEE)

Appeared in 54 games (37 starts) and averaged 11.5 points, 5.2 assists and 5.1 rebounds in 30.5 minutes... Logged six double-doubles... Had 32 double-figure scoring games and six 20-plus point games... Missed the final 23 games of the season after undergoing surgery to repair a torn labrum in his left hip... Posted a season-high 24 points at Golden State on Dec. 18... Had a season-high 13 assists with 18 points at Sacramento on Feb. 1... Grabbed a season-high 12 rebounds on Jan. 8 vs. Dallas and on Jan. 22 at Houston... Dished out 6-plus assists in 10 -straight games from Dec. 29 to Jan. 15.

2014-15 (PHILADELPHIA/MILWAUKEE)

Appeared in 66 games (63 starts) and averaged 14.6 points, 6.7 assists and 5.3 rebounds in 32.6 minutes per game... Named to his second straight BBVA Compass Rising Stars Challenge... Recorded 11 double-doubles and three triple-doubles... One of six players to average at least 14.0 points, 5.0 rebounds and 6.0 assists in 2014-15 (J. Harden, R. Westbrook, E. Bledsoe, L. James, T. Evans)... Tied a season-high of 30 points vs. Philadelphia on April 13... Scored 30 points vs. Cleveland on April 13 and tied his career high for field goals made with 13... Recorded his first double-double with the Bucks on April 1 vs. Chicago with 21 points and 10 rebounds and also set season high for offensive rebounds (four)... Played a season-high 46 minutes at BKN on March 20... Set career highs in free throws made (12) and attempted (15) on March 12 at Indiana on 1/28.

2013-14 (PHILADELPHIA)

Played and started in 70 games... Posted averages of 16.7 points, 6.3 assists, 6.2 rebounds and 1.86 steals in 34.5 minutes per game... Named 2013-14 Kia NBA Rookie of the Year... Became first "double-digit" draft pick to be named Rookie of the Year since Mark Jackson in 1987-88 and just the fifth all-time... Competed in both the BBVA Compass Rising Stars Challenge and the Taco Bell Skills Challenge... Named NBA Eastern Conference Player of the Week for games played Oct 29 to Nov. 3 joining Shaquille O'Neal as the only rookie in the history of the award to earn Player of the Week honors to start his career... Named KIA NBA Eastern Conference Rookie of the Month for October/November, January, March and April... Became just the third player dating back to 1950-51 to lead rookies in points per game, rebounds per game and assists per game, joining Oscar Robertson (1962-61) and Alvan Adams (1975-76)... Joined Oscar Robertson (1960-61) and Magic Johnson (1979-80) as the only players to average at least 16.0 points, 6.0 rebounds and 6.0 assists in their rookie season... Became the first Sixer to score 20-plus points more than five times his rookie season since Allen Iverson... Became one of just three players in NBA history to hit all of those statistical marks in a single game (Ricky Green and Johnny Moore).

PLAYOFF STATISTICS

YR	TEAM	GP	MIN	FIELD GOALS			FREE THROWS		REBOUNDS			AVERAGES							
				FGM-FGA	PCT	3FGM-3FGA	PCT.	FTM-FTA	PCT.	OR-DR	TOT	AST	STL	BS	TO	PTS	RPG	APG	PPG
14-15	MIL	6	191	33-78	.423	0-5	.000	7-12	.583	1-26	27	29	7	6	16	73	4.5	4.8	12.2
16-17	CHI	5	53	6-15	.400	0-1	.000	2-4	.500	1-3	4	6	2	1	6	14	0.8	1.2	2.8
TOTALS		11	244	39-93	.423	0-6	.000	9-16	.563	2-29	31	35	9	7	22	87	2.8	3.2	7.9

Personal Fouls-DQ: 2014-15, 14-0; 2016-17, 6-0. Totals: 20-0.

COLLEGE

Appeared in 66 total games in two-year career at Syracuse, averaging 8.2 points, 5.2 assists, 3.6 rebounds and 2.0 steals in 25.4 minutes per contest... As a sophomore in 2012-13, averaged 11.9 points, 7.3 assists, 5.0 rebounds and 2.7 steals... Led the Big East in assists per game (7.3) and steals per contest (2.7)... Was named to the 2012-13 All-Big East Second Team... Earned a 2012-13 AP All-American honorable mention... Helped Syracuse to an Elite Eight appearance at the 2013 NCAA Tournament... Appeared in 26 games as a freshman, averaging 2.7 points, 2.1 assists and 1.5 rebounds in 26 appearances.

PERSONAL

The son of Mandy and Zach Zegarowski and Earl and Rosa Williams... Was an honor roll student over his final two and a half years at St. Andrews School (RI)... Averaged 23.2 points, 8.3 rebounds and 5.5 assists as a senior and played in the 2011 McDonald's All-American game and the Jordan Brand Classic game... An AAU teammate of fellow NBA player Nerlens Noel.

PLAYERS



FRONT OFFICE

BBALL OPS

PLAYERS

16-17 REVIEW

HISTORY

RECORDS

PLAYOFFS

NBA

MISC.

CAREER HIGHS

Minutes	49	(11/9/13, Philadelphia at. Cleveland)
Field Goals:	13	(Three times, last: 4/8/15, Milwaukee vs. Cleveland)
Field Goal Attempts:	28	(12/28/13, Philadelphia at. Phoenix)
Three-Point Field Goals:	4	(10/30/13, Philadelphia vs. Miami)
Three-Point Attempts:	8	(Two times, last: 3/24/14, Philadelphia at. San Antonio)
Free Throws:	12	(3/12/15, Milwaukee at. Indiana)
Free Throw Attempts:	15	(3/12/15, Milwaukee at. Indiana)
Offensive Rebounds:	7	(12/3/13, Philadelphia vs. Orlando)
Defensive Rebounds:	13	(4/14/14, Philadelphia vs. Boston)
Total Rebounds:	14	(4/14/14, Philadelphia vs. Boston)
Assists:	16	(11/29/14, Philadelphia vs. Dallas)
Steals:	9	(10/30/13, Philadelphia vs. Miami)
Turnovers:	9	(12/10/14, Philadelphia at. Atlanta)
Blocked Shots:	3	(Nine times, last: 3/18/17, Chicago vs. Utah)
Points	33	(1/7/2014, Philadelphia at. Cleveland)



POSITION: Guard/Forward

HT / WT: 6-5 / 219

BORN: 10/28/93

FROM: VCU/USA

YEARS PRO: 1



TREVEON
GRAHAM



FRONT OFFICE

BBALL OPS

PLAYERS

16-17 REVIEW

HISTORY

RECORDS

PLAYOFFS

NBA

MISC.

PRO CAREER

Signed as a free agent with Charlotte on July 26, 2016... Waived by Utah on Oct. 20, 2015... Signed a multi-year deal with Utah on Aug. 14, 2015... Went undrafted in the 2015 NBA Draft... Appeared in 46 games (20 starts) for the Idaho Stampede in 2015-16, averaging 15.7 points, 6.1 rebounds and 1.6 assists in 30.4 minutes per game.

2016-17 (IDAHO STAMPEDE)

Appeared in 27 games (one start), averaging 2.1 points in 7.0 minutes per contest... Recorded 10 points, four rebounds and one assist at Atlanta on April 11... Tallied a career-high 12 points and two steals at Milwaukee on April 10... Grabbed two boards, scoring three points vs. Boston on April 8... Had two points vs. Orlando on March 10... Added five points and one rebound at Golden State on Feb. 1... Logged three points and one assist vs. Cleveland on Dec. 31... Scored four points, sinking the first two free throws of his career, with a rebound vs. Orlando on Dec. 9... Recorded a career-high six points at Memphis on Nov. 28... Had two points, three rebounds and two assists in his first career start vs. Toronto on Nov. 11... Contributed three points and two rebounds, the first of his career in both categories vs. Indiana on Nov. 7..

NBA REGULAR SEASON STATISTICS

YR	TEAM	GP	MIN	FIELD GOALS			FREE THROWS		REBOUNDS				AVERAGES						
				FGM-FGA	PCT	3FGM-3FGA	PCT.	FIM-FTA	PCT.	OR-DR	TOT	AST	STL	BS	TO	PTS	RPG	APG	PPG
16-17	CHA	27	189	19-40	.475	9-15	.600	10-15	.667	5-17	22	6	6	1	3	57	0.6	0.2	2.1

Personal Fouls-DQ: 2016-17, 18-0.

CHARLOTTE HORNETS PLAYERS

FRONT OFFICE

2015-16 (IDAHO STAMPEDE)

Appeared in 46 games (20 starts) for the Idaho Stampede in 2015-16, averaging 15.7 points, 6.1 rebounds and 1.6 assists in 30.4 minutes per game... Recorded four double-doubles... Tallied 11 games with 20-plus points, including four games with 30-or-more... Posted 34 points, five rebounds and four steals on March 17 vs. Los Angeles... Recorded 34 points, seven rebounds and three assists on March 11 vs. Austin... Notched 31 points, eight boards and one steal on March 15 against Oklahoma City... Logged 30 points on 11-17 from the field, a career-best 18 rebounds and six assists on March 8 at Texas... Finished with 26 points, 11 boards and three steals on Nov. 28 vs. Reno... Totaled 25 points, eight rebounds and one assist at Texas on March 9.

BBALL OPS

COLLEGE

Played in 140 games (102 starts) in four seasons at Virginia Commonwealth (2011-15), owning averages of 13.4 points, 5.8 rebounds and 1.4 assists in 25.4 minutes... Helped the team to four-straight NCAA Tournament appearances during his career... Left school ranked third in all-time total points (1,882)... Only player in school history to score over 1,800 points, grab 800 rebounds and connect on 200-or-more three-pointers... 2014-15: Appeared and started in all 33 games as a senior, averaging 16.2 points, 7.1 boards and 1.6 assists in 29.4 minutes per game... Earned 2015 All-Atlantic 10 First Team accolades... Selected as the 2015 Atlantic 10 Tournament's Most Outstanding Player... 2013-14: Appeared in 35 games (33 starts), averaging a team-high 15.8 points, 7.0 rebounds and 2.0 assists in 28.3 minutes... Selected to the 2014 All-Atlantic 10 First Team... 2012-13: Appeared in 36 games (all starts), averaging a team-high 15.1 points, 5.8 rebounds and 1.6 assists in 27.6 minutes... Earned 2013 All-Atlantic 10 Second Team honors... 2011-12: Appeared in 36 games, averaging 7.0 points, 3.2 boards and 0.8 steals in 16.8 mpg

PLAYERS

PERSONAL

Born in Temple Hills, Md.... Name is pronounced "TRAY-vee-on"... Son of Katrina and Tommy Graham... Nickname in college was "The Freight Train."

16-17 REVIEW

CAREER HIGHS

Minutes:	25	(4/11/17, Charlotte at Atlanta)
Field Goals:	5	(4/11/17, Charlotte at Atlanta)
Field Goal Attempts:	10	(4/11/17, Charlotte at Atlanta)
Three-Point Field Goals:	2	(Two times; Last time: 4/10/17, Charlotte at Milwaukee)
Three-Point Attempts:	2	(Four times; Last time: 4/11/17 Charlotte at Atlanta)
Free Throws:	2	(Four times; Last time: 4/10/17 Charlotte at Milwaukee)
Free Throw Attempts:	3	(4/10/17, Charlotte at Milwaukee)
Offensive Rebounds:	2	(4/8/17, Charlotte vs. Boston)
Defensive Rebounds:	4	(4/11/17, Charlotte at Atlanta)
Total Rebounds:	4	(4/11/17, Charlotte at Atlanta)
Assists:	2	(11/11/16, Charlotte vs. Toronto)
Steals:	2	(Three times; Last time: 4/11/17 Charlotte at Atlanta)
Turnovers:	1	(Three times; Last time: 4/11/17 Charlotte at Atlanta)
Blocked Shots:	1	(3/15/17, Charlotte at Indiana)
Points:	12	(4/10/17, Charlotte at Milwaukee)

HISTORY

RECORDS

PLAYOFFS

NBA

MISC.

PLAYERS



FRONT OFFICE

BBALL OPS

PLAYERS

16-17 REVIEW

HISTORY

RECORDS

PLAYOFFS

NBA

MISC.



POSITION: Center

HT / WT: 6-11 / 265

BORN: 12/8/85

FROM: SW Atlanta Christian Academy (Ga.)

YEARS PRO: 13

12

DWIGHT
HOWARD



PRO CAREER

Acquired by Charlotte in exchange for center Miles Plumlee and guard/forward Marco Belinelli on June 20, 2017... Signed with Atlanta as a free agent on July 12, 2016... Signed with Houston as a free agent on July 13, 2013... Traded to the Los Angeles Lakers with Earl Clark and Chris Duhon, as part of a four-team transaction, which included Denver and Philadelphia on August 10, 2012... Selected by Orlando in the first round (first overall) of the 2004 NBA Draft... Has appeared in 954 games (953 starts), averaging 17.5 points, 12.7 rebounds and 2.0 blocks in his 13-year NBA career

2016-17 (ATLANTA)

Appeared and started in 74 games (all starts), averaging 13.5 points, 12.7 rebounds and 1.2 blocks in 32.1 minutes per game... Ranked fifth in the NBA in rebounds per game (12.7) and second in offensive rebounds per game (4.0)... Became the sixth player in NBA history to average at least 10 points and 10 rebounds in 13-straight seasons (W. Chamberlain, T. Duncan, M. Malone, S. O'Neal and B. Russell)... Had 11 20-point and 10 rebound nights, including three 20-20 games (six 20-rebound outings overall)... Scored in double-figures 60 times, including 11 20-point games (one 30-point contest)... Led the squad in rebounding 58 times and in scoring on nine occasions... Had a season-high 31 points, 11 rebounds and three steals vs Los Angeles Lakers on Nov. 2... Recorded 27 points, 15 rebounds and one assist at Toronto on Dec. 16... Finished with 24 points, 23 rebounds and two blocks at Houston on Feb. 2... Notched 23 points, 21 rebounds and one assist at Indiana on Nov. 23... Logged 23 points, 17 rebounds and four assists vs. Miami on Dec. 7... Had 22 points, 20 boards and four assists at Philadelphia on March 29.

REGULAR SEASON STATISTICS

YR	TEAM	GP	MIN	FIELD GOALS			FREE THROWS		REBOUNDS			AVERAGES							
				FGM-FGA	PCT	3FGM-3FGA	PCT	FTM-FTA	PCT	OR-DR	TOT	AST	STL	BS	TO	PTS	RPG	APG	PPG
04-05	ORL	82	2670	352-677	.520	0-2	.000	277-413	.671	287-536	823	75	77	136	165	981	10.0	0.9	12.0
05-06	ORL	82	3021	468-881	.531	0-2	.000	356-598	.595	288-734	1022	125	65	115	217	1292	12.5	1.5	15.8
06-07	ORL	82	3023	526-873	.603	1-2	.500	390-666	.586	283-725	1008	158	70	156	317	1443	12.3	1.9	17.6
07-08	ORL	82	3088	583-974	.599	0-4	.000	529-897	.590	279-882	1161	110	74	176	263	1695	14.2	1.3	20.7
08-09	ORL	79	2821	560-979	.572	0-2	.000	504-849	.594	336-757	1093	112	77	231	240	1624	13.8	1.4	20.6
09-10	ORL	82	2843	510-834	.612	0-7	.000	483-816	.592	284-798	1082	144	75	228	274	1503	13.2	1.8	18.3
10-11	ORL	78	2935	619-1044	.593	0-7	.000	546-916	.596	309-789	1098	107	107	186	279	1784	14.1	1.4	22.9
11-12	ORL	54	2070	416-726	.573	0-7	.000	281-572	.491	200-585	785	104	81	116	175	113	14.5	1.9	20.6
12-13	LAL	76	2722	470-813	.578	1-6	.167	355-721	.492	251-694	945	108	84	186	186	1296	12.4	1.4	17.1
13-14	HOU	71	2396	473-800	.591	2-7	.286	349-638	.547	231-635	866	131	60	128	229	1297	12.2	1.8	18.3
14-15	HOU	41	1223	251-423	.593	1-2	.500	143-271	.528	110-321	431	50	28	53	115	646	10.5	1.2	15.8
15-16	HOU	71	2280	372-600	.620	0-6	.000	232-474	.489	238-597	835	98	69	113	166	976	11.8	1.4	13.7
16-17	ATL	74	2199	388-613	.633	0-2	.000	226-424	.533	296-644	940	104	64	92	170	1002	12.7	1.4	13.5
TOTALS		954	33291	5988-10237	.585	5-56	.089	4671-8255	.566	3392-8697	12089	1426	931	1916	2835	16652	12.7	1.5	17.5

Personal Fouls-DQ: 2004-05, 232-3; 2005-06, 277-1; 2006-07, 245-3; 2007-08, 274-3; 2008-09, 270-5; 2009-10, 287-4; 2010-11, 258-4; 2011-12, 159-2; 2012-13, 291-5; 2013-14, 240-0; 2014-15, 137-1; 2015-16, 219-5; 2016-17, 203-2; Totals: 3092-38

FRONT OFFICE

BALL OPS

PLAYERS

16-T REVIEW

HISTORY

RECORDS

PLAYOFFS

NBA

MISC.

CHARLOTTE HORNETS PLAYERS

FRONT OFFICE

BBALL OPS

PLAYERS

16-17 REVIEW

HISTORY

RECORDS

PLAYOFFS

NBA

MISC.

2015-16 (HOUSTON)

Played in 71 games (all starts), averaging 13.7 points, 11.8 rebounds, 1.6 blocks, 1.4 assists and 1.0 steals in 32.1 minutes with Houston... Ranked second in the NBA in FG% (.620) and tied for third in rebounds per game (11.8)... One of five players (DeMarcus Cousins, Andre Drummond, Pau Gasol and Hassan Whiteside) to average at least 13.0 points and 11.0 rebounds... Scored in double-figures 50 times, had 15 games with 20-or-more points (three 30-point outings)... Recorded 38 double-doubles, including 14 20-point and 10-rebound games... Scored his 15,000th career point at New Orleans on Dec. 26, becoming the fourth-youngest player in NBA history with at least 15,000 points and 10,000 rebounds and the 11th player in league history to reach those milestones while also recording 1,500 blocks... Totaled 36 points and 26 rebounds at Los Angeles Clippers on Jan. 18, becoming the first Rocket with 35-or-more points and 25-or-more boards in a single game since Hakeem Olajuwon on Feb 27, 1990... Totaled 30 points, 17 rebounds and a block vs. Atlanta on Dec. 29... Finished with 22 points, 18 rebounds and two blocks vs. Sacramento on Dec. 5... Had 23 points and 14 rebounds vs. Orlando on Nov. 4... Totaled 28 points, 13 rebounds and two assists at Portland on Feb. 10.

2014-15 (HOUSTON)

Appeared in 41 games (all starts), averaging 15.8 points, 10.5 points and 1.3 blocks in 29.8 minutes per game... Had 12 games with 20-plus points and 23 double-doubles... Posted 32 points and 16 rebounds vs. San Antonio on Nov. 6... Recorded 26 points, 13 boards and three blocks vs. Denver on Dec. 13... Logged 26 points and 10 boards at Miami on Nov. 4... Grabbed 17 rebounds, adding 24 points and a block at San Antonio on Dec. 28... Finished with 21 points, 16 rebounds and seven blocks vs. Philadelphia on Nov. 14... Missed 36 games due to a right knee edema/right knee strain.

2013-14 (HOUSTON)

Saw action in 71 games (all starts) in his first season with Houston, owning averages of 18.3 points, 12.2 rebounds, 1.8 blocks and 1.8 assists in 33.7 minutes... Ranked third in the NBA in FG% (.591), fourth in rebounds per game (12.2) and seventh in blocks per game (1.8)... Earned All-NBA Second Team honors following the season... Named an NBA All-Star for the eighth time in his career... Was the also the only player in the NBA in 2013-14 to average at least 18.0 points, 12.0 rebounds, 1.5 assists and 1.5 blocks... Had 31 20-point games... Posted 47 double-doubles on the season which was the fourth most in the NBA on the year... Made his Rockets regular season debut by posting 17 points, 26 boards and two blocks vs. Charlotte on Oct. 30... Totaled 18 points, 24 rebounds and five blocked shots vs. Toronto on Nov. 11... Finished with 25 points, going 17-of-24 (.708) from the free throw line vs. Denver on Nov. 16... Notched 33 points go along with 11 boards at Dallas on Nov. 20... Had 15 points and 18 rebounds (eight offensive) vs. Phoenix on Dec. 4... Added 22 points, 18 boards and three steals vs. Golden State on Dec. 6... Tallied 20 points, 22 rebounds (eight offensive), three assists, three blocks and two steals vs. Orlando on Dec. 8, becoming the first Rockets player to post a 20-20 game since Luis Scola on March 6, 2010 at Minnesota (25 pts, 21 rebs).

2012-13 (LOS ANGELES LAKERS)

Saw action in 76 games (all starts) for the Los Angeles Lakers, and averaged 17.1 points, 12.4 rebounds, 2.4 blocks, 1.4 assists and 1.1 steals in 35.8 minutes... Led the NBA in rebounds per game (12.4), while ranking second in FG% (.591) and fifth in blocks per game (2.4)... Named an NBA All-Star... Earned All-NBA Third Team accolades following the season... Finished with 19 points and 10 rebounds vs. Dallas on Oct. 30... Logged 33 points, 14 rebounds and a season-high five assists at

Portland on Oct. 31... Totaled 28 points (12-of-14 FG) vs. Detroit on Nov. 4... Posted 23 points and 18 rebounds vs. Sacramento on Nov. 11... Recorded 28 points and 13 rebounds vs. Houston on Nov. 18... Notched 28 points and 20 rebounds vs. Denver on Nov. 30... Totaled 23 points and 18 rebounds at Oklahoma City on Dec. 7... Tallied 19 points and 20 rebounds at Cleveland on Dec. 11... Registered 31 points, 16 rebounds and four blocks vs. Milwaukee on Jan. 15... Finished with 24 points and 12 rebounds vs. Boston on Feb. 20... Posted 20 points, 15 rebounds and four blocks at New Orleans on March 6... Recorded 24 points, 13 rebounds and five blocks vs. Toronto on March 8... Posted a season-high 39 points (25-of-39 free throws) and 16 rebounds at Orlando on March 12... Totaled 25 points, 16 rebounds, a career-high tying five steals and 5 blocks at Minnesota on March 27.

2011-12 (ORLANDO)

Played in 54 games (all starts) in final season with Orlando, averaging 20.6 points, a career-best 14.5 rebounds, 2.1 blocks, 1.9 assists and career-high 1.5 steals in 38.3 minutes... Ranked first in the league in rebounds per game (14.5), second in FG% (.573) and third in blocks per game (2.1)... Had the second most double-doubles in the NBA (43)... Voted a starter for the Eastern Conference in the All-Star Game (led all players with 1,600,390 votes)... Earned All-NBA First Team honors following the season... Selected to the All-NBA Defensive First Team... Had a career-high 45 points, 23 rebounds, four steals. Three assists and two blocks at Golden State on Jan. 12... Finished with 36 points, 13 rebounds and two blocks at Toronto on March 5... Notched 33 points, 13 boards and two blocks vs. L.A. Clippers on Feb. 6... Totaled 33 points, nine rebounds and two steals vs. Oklahoma City on March 1... Totaled 30 points, 13 boards and four steals vs. Indiana on March 11... Grabbed 25 rebounds, adding 24 points and three blocks vs. San Antonio on Jan. 18... Added 24 points and 25 rebounds vs. Miami on March 13... Finished with 20 points, 24 rebounds and four assists at Charlotte on Dec. 30... Had 19 points, 16 boards and a season-best eight blocks vs. Cleveland on Feb. 3.

2010-11 (ORLANDO)

Played in 78 games (all starts) and averaged a career-best 22.9 points, 14.1 rebounds, 2.4 blocks, 1.4 assists and 1.4 steals in 37.6 minutes... Ranked second in the NBA in rebounds per game (14.1) and FG% (.593), fourth in blocks per game (2.4) and 11th in points per game (22.9)... Finished second in voting for the MVP award... Selected as the NBA's Defensive Player of the Year... Named an NBA All-Star... Earned All-NBA First Team honors following the season... Selected to the NBA All-Defensive First Team... Had 51 games with 20 points, 16 games with 30-plus points and two 40 point outings... Led the NBA with 66 double-doubles... Totaled 40 points, 15 rebounds, four steals and three blocks at Chicago on Jan. 28... Finished with 40 points, 15 boards and six blocks vs. Oklahoma City on Feb. 25... Posted nine points, 15 rebounds and three blocks at Portland on Dec. 9... Grabbed a season-high 23 rebounds, adding 26 points, three steals and two blocks vs. Dallas on Dec. 21... Logged 33 points, 13 rebounds and two assists at Boston on Jan. 17... Notched 31 points, 21 rebounds and three blocks at Milwaukee on March 16... Registered 18 points, 16 rebounds and eight blocks vs. Minnesota on Nov. 3... Had 29 points and 20 boards at New Orleans on Jan. 12... Finished with 26 points, 23 rebounds and three blocks vs. Dallas on Dec. 21... Had 20 points and 20 rebounds vs. Cleveland on Jan. 30.

2009-10 (ORLANDO)

Appeared and started in all 82 games and averaged 18.3 points, 13.2 rebounds, 2.8 blocks and 1.8 assists in 34.7 minutes... Ranked first in the NBA in rebounds per game (13.2), blocks per game (2.8) and FG% (.612), becoming the first player to lead the league in all three categories in a single season... Led the league in double-doubles (62)... Finished fourth in MVP voting... The NBA's Defensive Player of the Year... Named

an NBA All-Star... Selected to the All-NBA First team following the season... Earned All-NBA Defensive First Team honors... Totaled 33 points, 17 rebounds and seven blocks vs. Detroit on Feb. 17... Notched 32 points, 11 rebounds and four steals vs. Indiana on Jan. 20... Totaled 31 points, 18 rebounds and three blocks vs. Atlanta on Jan. 30... Grabbed 24 boards, adding 19 points and four blocks at Atlanta on March 24... Totaled 21 points, 23 rebounds and four blocks vs. Indiana on Dec. 14... Swatted eight shots, scoring 18 points and grabbing 14 rebounds vs. Toronto on Dec. 16... Logged 30 points, 16 rebounds, five assists, three steals and three blocks at Sacramento on Jan. 12... Had 29 points, 16 boards and five seals vs. Dallas on Feb. 19... Finished with 28 points, 15 rebounds and five assists at Washington on March 13... Notched 28 points, 12 rebounds, two steals, two assists and two blocks vs. Golden State on March 3.

2008-09 (ORLANDO)

Saw action in 79 games (all starts) and owned averages of 20.6 points, 13.8 rebounds, a career-best 2.9 blocks, 1.4 assists and 1.0 steals in 35.7 minutes... Ranked first in the league in rebounds per game (13.8) and blocks per game (2.9), fourth in FG% (.572) and 18th in points per game (20.6)... Helped Orlando to the NBA Finals and Eastern Conference Championship... Ranked second in double-doubles in the NBA (63) Finished fourth in voting for the MVP award... Named the NBA's Defensive Player of the Year... An NBA All-Star... Earned All-NBA First Team honors... Selected to the All-NBA Defensive First Team... Finished with 45 points, 18 rebounds and eight blocks vs. Charlotte on Feb. 17... Logged 39 points eight rebounds and two assists at Toronto on Jan. 4... Totaled 35 points, 11 rebounds and three steals vs. Dallas on Feb. 2... Had 32 points, 21 boards, four blocks and three assists vs. Indiana on Nov. 29... Grabbed 23 rebounds, scoring 21 points and swatting six shots vs. Oklahoma City on Dec. 5... Had 21 points, 23 rebounds, five assists, four blocks and three steals at Atlanta on April 4... Totaled 30 points, 19 rebounds and 10 blocks at Oklahoma City on Nov. 12... Notched 30 points, 17 rebounds and three steals vs. New Jersey on Feb. 8.

2007-08 (ORLANDO)

Appeared and started in all 82 games, averaging 20.7 points, 14.2 rebounds, 2.1 blocks and 1.3 assists in 37.7 minutes... Ranked first in the league in rebounds per game (14.2), third in FG% (.599) and fifth in blocks per game (2.1)... Led the NBA in double-doubles (69)... Became the youngest player in NBA history to lead the league in rebounding... Finished fifth in voting for the MVP award... An NBA All-Star... Won the 2008 NBA Slam Dunk Contest at All-Star Weekend... Named to the All-NBA First Team... Selected to the All-NBA Defensive Second Team... Finished with 39 points, 16 rebounds and five blocks at Seattle on Nov. 28... Totaled 37 points, 16 rebounds and a block at Toronto on Feb. 20... Logged 35 points, 16 boards and four blocks at Cleveland on Nov. 14... Tallied 34 points, 16 rebounds and three blocks at San Antonio on Nov. 21... Notched 34 points, 17 rebounds, four blocks and three steals vs. Charlotte on Nov. 23... Finished with 33 points, 18 rebounds and three assists vs. Phoenix on Nov. 10... Registered 33 points, 17 rebounds and four blocks at Charlotte on Dec. 14... Grabbed a season-high 24 rebounds, adding 23 points and two blocks vs. Denver on Feb. 13... Snared 23 boards, pouring in 30 points at Phoenix on Nov. 30... Swatted a season-high tying seven shots, scoring 18 points and grabbing 23 rebounds at Golden State on Dec. 3... Notched 28 points, 26 rebounds and two steals vs. Philadelphia on April 15.

2006-07 (ORLANDO)

Appeared and started in 82 games, posting averages of 17.6 points, 12.3 rebounds, 1.9 assists and 1.9 blocks in 36.9 minutes (.603 FG%, .586 FT%)... Ranked second in the NBA in FG (.603) and third in rebounds per game (12.3)... Had the second most double-doubles in the NBA (60)... Named an NBA All-Star... Earned All-NBA Third team honors following the season... Finished with 35 points, 11 rebounds, five assists and three steals at Philadelphia on March 14... Grabbed a season-best 25 rebounds, putting in 30 points at Golden State on Jan. 10... Notched 31 points, 15 boards and two assists vs. Utah on March 14... Logged 28 points, 12 rebounds and two steals vs. Philadelphia on Dec. 9... Totaled 26 points, 15 rebounds and two steals at Detroit on Feb. 21.

2005-06 (ORLANDO)

Appeared in 82 games (81 starts), averaging 15.8 points, 12.5 rebounds, 1.5 assists and 1.4 blocks in 36.8 minutes... Ranked second in the NBA in rebounds per game (12.5) and sixth in FG% (.531)... Tied for the second most double-doubles in the NBA (60)... Totaled 28 points, 26 rebounds and two steals vs. Philadelphia on April 15... Had 24 points, 16 boards and three blocks at Atlanta on Feb. 3... Totaled 23 points, 13 rebounds and two assists at New York on Dec. 14... Grabbed 21 rebounds, adding 19 points, five assists, three steals and two blocks at Charlotte on Jan. 20... Had 21 points, 20 rebounds and a block vs. Charlotte on Nov. 14... Swatted a season-high six blocks, adding 18 points, 13 rebounds and two assists vs. Boston on March 17.

2004-05 (ORLANDO)

Started in all 82 games in first season, owning averages of 12.0 points, 10.0 rebounds and 1.7 blocks in 32.6 minutes... Named to the All-NBA Rookie First Team... Participated in 2005 Rookie Challenge at NBA All-Star Weekend... Had 32 double-doubles on the season... Finished with 29 points, 12 rebounds and a block at L.A. Clippers on March 16... Totaled 24 points, nine rebounds and two steals at Atlanta on Nov. 26... Had 20 boards, 17 points and three blocks at Toronto on March 9... Totaled 15 points, 20 rebounds and three assists vs. Toronto on Dec. 1.

PERSONAL:

Born in Atlanta, GA... Full name is Dwight David Howard... Father, Dwight Sr., is a Georgia State trooper and serves as Athletic Director of Southwest Atlanta Christian Academy... Mother, Sheryl, played on the inaugural women's team at Morris Brown College... Recipient of the NBA Community Assist award three times (July 2007, Jan. 2009 and Oct. 2010)... Served as a spokesperson for the NBA Fit program to raise awareness of physical fitness and nutrition to fight childhood obesity... Established the D12 Foundation in 2011 (www.d12foundation.org)... Favorite players are Michael Jordan and Kevin Garnett... Winner of the 2004 Naismith Award as the nation's top high school player... Named Georgia Mr. Basketball in 2004... a 2004 McDonald's High School All-American... Named co-MVP of the 2004 McDonald's High School All-American game... Twitter: @DwightHoward... Instagram: @dwiththoward.

FRONT OFFICE

BALL OPS

PLAYERS

16-17 REVIEW

HISTORY

RECORDS

PLAYOFFS

NBA

MISC.

CHARLOTTE HORNETS PLAYERS

PLAYOFF STATISTICS

YR	TEAM	GP	MIN	FIELD GOALS			FREE THROWS		REBOUNDS			AVERAGES							
				FGM-FGA	PCT	3FGM-3FGA	PCT.	FTM-FTA	PCT.	OR-DR	TOT	AST	STL	BS	TO	PTS	RPG	APG	PPG
06-07	ORL	4	167	23-42	.548	0-0	---	15-33	.455	16-43	59	7	2	4	17	61	14.8	1.8	15.3
07-08	ORL	10	421	72-124	.581	0-0	---	45-83	.542	60-98	158	9	8	34	32	189	15.8	0.9	18.9
08-09	ORL	23	903	161-268	.601	0-2	.000	145-228	.636	99-254	353	43	20	60	67	467	15.3	1.9	20.3
09-10	ORL	14	497	86-140	.614	0-0	---	82-158	.519	38-117	155	19	11	49	51	254	11.1	1.4	18.1
10-11	ORL	6	258	51-81	.630	0-1	.000	60-88	.682	27-66	93	3	4	11	33	162	15.5	0.5	27.0
12-13	LAL	4	126	26-42	.619	0-0	.000	16-36	.444	10-33	43	4	2	8	16	68	10.8	1.0	17.0
13-14	HOU	6	231	58-106	.547	0-0	---	40-64	.526	27-55	82	11	4	17	19	156	13.7	1.8	26.0
14-15	HOU	17	574	105-182	.577	0-0	---	68-165	.413	62-176	238	20	23	39	37	278	14.0	1.2	16.4
15-16	HOU	5	180	26-48	.542	0-1	.000	14-38	.368	26-44	70	8	4	7	12	66	14.0	1.6	13.2
16-17	ATL	6	157	18-36	.500	0-0	---	12-19	.632	18-46	64	8	6	5	11	48	10.7	1.3	8.0
TOTALS		95	3514	626-1069	.586	0-4	.000	497-912	.545	383-932	1315	132	84	234	295	1749	13.8	1.4	18.4

Personal Fouls-DQ: 2006-07, 13-0; 2007-08, 38-0; 2008-09, 102-4; 2009-10, 59-2; 2010-11, 25-0; 2012-13, 17-0; 2013-14, 25-1; 2014-15, 60-1; 2015-16, 21-1; 2016-17, 21-0; Totals: 381-9.

CAREER HIGHS

Minutes:	51	(3/28/17, Orlando at Boston)
Field Goals:	16	(three times, Last: 3/5/12, Orlando at Toronto)
Field Goal Attempts:	24	(11/10/07, Orlando vs. Phoenix)
Three-Point Field Goals:	1	(Five times, Last: 1/23/15, Houston at Phoenix)
Three-Point Attempts:	1	(56 times, Last: 2/15/17, Atlanta at L.A. Clippers)
Free Throws:	25	(3/12/13, L.A. Lakers at Orlando)
Free Throw Attempts:	39	(Two times, Last: 3/12/13, L.A. Lakers at Orlando)
Offensive Rebounds:	11	(2/10/05, Orlando vs. Atlanta)
Defensive Rebounds:	23	(1/6/13, L.A. Lakers vs. Denver)
Rebounds:	26	(Four times, Last: 1/18/16, Houston at L.A. Clippers)
Assists:	7	(Three times, Last: 11/13/13, Houston at Philadelphia)
Steals:	5	(Five times, Last: 3/27/13, L.A. Lakers at Minnesota)
Blocks:	10	(11/12/08, Orlando at Oklahoma City)
Turnovers:	11	(2/26/17, Orlando at Chicago)
Points:	45	(Two times, Last: 1/12/12, Orlando at Golden State)

FRONT OFFICE

BBALL OPS

PLAYERS

16-17 REVIEW

HISTORY


RECORDS

PLAYOFFS

NBA

MISC.

PLAYERS



FRONT OFFICE

BBALL OPS

PLAYERS

16-17 REVIEW

HISTORY

RECORDS

PLAYOFFS

NBA

MISC.



POSITION: Forward/Center

HT / WT: 7-0 / 242

BORN: 4/4/93

FROM: Wisconsin/USA

YEARS PRO: 2

44

FRANK
KAMINSKY



FRONT OFFICE

BALL OPS

PLAYERS

16-17 REVIEW

HISTORY

RECORDS

PLAYOFFS

NBA

MISC.

PRO CAREER

Selected by the Hornets with the ninth overall pick in the 2015 NBA Draft... Owns career averages of 9.5 points, 4.3 rebounds and 1.7 assists in two seasons with Charlotte... Competed in the 2017 BBVA Rising Stars Challenge at NBA All-Star Weekend.

2016-17 (CHARLOTTE)

Appeared in 75 games (16 starts), averaging 11.7 points, 4.5 rebounds and 2.2 assists in 26.1 minutes per contest... Totaled 12 games with 20-or-more points and had 45 double-figure scoring outings... Ranked third on the team in points per game (11.7)... Hit the third most three-pointers among NBA sophomores in 2016-17 (116)... Selected for the 2017 BBVA Rising Stars Challenge scoring 33 points on nine made threes, adding three rebounds and two assists... Matched a career-high five made shots from beyond the arc, scoring 22 points vs. Denver on March 31... Posted 18 points, five rebounds, one assist and one block at Orlando on March 22... Notched 20 points, four rebounds, one assist and one steal at Indiana on March 15... Logged 24 points, 12 rebounds, three assists and a block at L.A. Lakers on Feb. 28... Grabbed a career-high 13 rebounds, scoring a game-high 23 points at Sacramento on Feb. 25... Posted a career-high 27 points, five rebounds, three assists, one steal and one block at Toronto on Feb. 15... Recorded 20 points, eight rebounds, five assists, one steal and two blocks vs. L.A. Clippers on Feb. 11... Recorded a then career-high 24 points, seven rebounds, two assists and two steals at Golden State on Feb. 1... Notched 22 points on a career-high four made threes, with three rebounds at Houston on Jan. 10... Matched a then career-high 23 points, with a steal and three blocks vs. Memphis on Nov. 21... Contributed 20 points, five assists, with four rebounds and a block at Minnesota on Nov. 15.

REGULAR SEASON STATISTICS

YR	TEAM	GP	MIN	FIELD GOALS			FREE THROWS		REBOUNDS			AVERAGES							
				FGM-FGA	PCT	3FGM-3FGA	PCT.	FTM-FTA	PCT.	OR-DR	TOT	AST	STL	BS	TO	PTS	RPG	APG	PPG
15-16	CHA	81	1708	215-525	.410	68-202	.337	108-148	.730	69-266	335	98	38	43	58	606	4.1	1.1	7.5
16-17	CHA	75	1954	320-802	.399	116-354	.328	118-156	.756	57-279	336	162	46	34	76	874	4.5	2.2	11.7
TOTALS		156	3662	535-1327	.403	184-556	.331	226-304	.743	126-548	674	260	85	79	134	1480	4.3	1.7	9.5

Personal Fouls-DQ: 2015-16, 126-0; 2016-17, 139-1 Totals: 265-1.

CHARLOTTE HORNETS PLAYERS

FRONT OFFICE

BBALL OPS

PLAYERS

16-17 REVIEW

HISTORY

RECORDS

PLAYOFFS

NBA

MISC.

2015-16 (CHARLOTTE)

Appeared in 81 games (three starts) in inaugural NBA season, averaging 7.5 points, 4.1 rebounds and 1.2 assists in 21.1 minutes per game... Became only the sixth Charlotte rookie to play at least 81 games or more in a single season... Totaled 606 points, 335 rebounds and 68 three-pointers in his rookie season, one of only two NBA rookies to do so in 2015-16 (Kristaps Porzingis – New York)... Posted double-figure scoring in 23 contests and had two games with 20-plus points... Led the team in scoring twice and in rebounds on five occasions... Had a career-high 23 points, seven rebounds and two assists on Dec. 23 vs. Boston... Posted 20 points on 8-8 from the free throw line and four rebounds on Dec. 30 vs. Los Angeles Clippers... Logged his first career double-double with 18 points and 11 boards on April 10 vs. Washington... Registered 18 points, six rebounds and one assist on Jan. 15 at New Orleans... Finished with 17 points, seven rebounds and a block on Jan. 18 vs. Utah... Notched 16 points, four boards and one assist on Feb. 24 at Cleveland... Grabbed eight boards, while scoring 10 points on Feb. 10 at Indiana... Had one DNP-CD.

COLLEGE

Played four seasons at Wisconsin, averaging 10.1 points, 4.6 rebounds and 1.3 assists in 144 games... Wisconsin's career leader in blocks (153)... Was the only player in NCAA D-I to average at least 17.0 points, 2.0 assists and 1.5 blocks per game his senior year... Received the 2015 Wooden Award, 2015 Naismith Trophy, 2015 Oscar Robertson Trophy and 2015 Kareem Abdul-Jabbar Award (Center of the Year)... Was the 2014-15 AP, Sporting News and USA Today National Player of the Year... A 2014-15 Consensus First-Team All-American and a member of the 2015 All-NCAA Tournament Team... Named 2014-15 Big Ten Player of the Year... Set the Wisconsin single-game scoring record against North Dakota in 2013 (43 points).

PERSONAL

The son of Frank and Mary Kaminsky, has two sisters, three step-sisters and a step-brother... Father played college basketball at Lewis University where he was elected to the school's Hall of Fame in 1992... Mother played volleyball at Northwestern... Majored in life science communications.

PLAYOFF STATISTICS

YR	TEAM	GP	MIN	FIELD GOALS			FREE THROWS		REBOUNDS			AVERAGES							
				FGM-FGA	PCT	3FGM-3FGA	PCT	FTM-FTA	PCT	OR-DR	TOT	AST	STL	BS	TO	PTS	RPG	APG	PPG
15-16	CHA	7	190	14-46	.304	5-17	.294	17-21	.810	3-27	30	8	6	5	2	50	4.3	1.1	7.1

Personal Fouls-DQ: 2015-16, 15-0.

CAREER HIGHS

Minutes:	40	(11/25/16, Charlotte at New York)
Field Goals:	11	(2/15/17, Charlotte at Toronto)
Field Goal Attempts:	20	(12/23/15, Charlotte vs. Boston)
Three-Point Field Goals:	5	(Two times; Last: 3/31/17, Charlotte vs. Denver)
Three-Point Attempts:	9	(Three times, last: 4/5/16, Charlotte at Toronto)
Free Throws:	8	(12/30/15, Charlotte vs. L.A. Clippers)
Free Throw Attempts:	9	(4/10/16, Charlotte at Washington)
Offensive Rebounds:	4	(1/22/16, Charlotte at Orlando)
Defensive Rebounds:	11	(Two times; Last: 2/28/17, Charlotte at L.A. Lakers)
Total Rebounds:	13	(2/25/17, Charlotte at Sacramento)
Assists:	7	(4/8/17, Charlotte vs. Boston)
Steals:	3	(Three times, last: 3/7/16, Charlotte vs. Minnesota)
Turnovers:	4	(11/7/16, Charlotte vs. Indiana)
Blocked Shots:	3	(12/17/15, Charlotte vs. Toronto)
Points:	27	(2/15/17, Charlotte at Toronto)

PLAYERS



FRONT OFFICE

BBALL OPS

PLAYERS

16-17 REVIEW

HISTORY

RECORDS

PLAYOFFS

NBA

MISC.



POSITION: Forward

HT / WT: 6-7 / 232

BORN: 9/26/93

FROM: Kentucky/USA

YEARS PRO: 5



MICHAEL
KIDD-GILCHRIST



FRONT OFFICE

BALL OPS

PLAYERS

IS-T REVIEW

HISTORY

RECORDS

PLAYOFFS

NBA

MISC.

PRO CAREER

Signed a multi-year contract extension with the Charlotte Hornets on August 26, 2015... Selected by Charlotte with the second overall pick in the 2012 NBA Draft... Has played in 283 career games (198 starts), averaging 9.1 points, 6.4 rebounds and 1.3 assists in 29.0 minutes per game... Named to the 2012-13 All-Rookie Second Team... Selected to play in the 2013 BBVA Rising Stars Challenge at All-Star Weekend... Named Eastern Conference Rookie of the Month for November 2012... Posted two games with 25 points and 12 rebounds as a rookie, joining LeBron James as the only two players in NBA history to tally at least 25 points and 12 rebounds in a game twice before their 20th birthday... Joined Blake Griffin, Charlie Villanueva and Yao Ming as the only four players since 1993 to post multiple games with at least 25 points and 12 rebounds in the first 25 games of their career... Participated in the 2013 USA Basketball Men's National Team Mini-Camp.

2016-17 (CHARLOTTE)

Saw action in 81 games (all starts), posting averages of 9.2 points, 7.0 rebounds and 1.4 assists in 29.0 minutes per game... Had career-best marks in free throw-percentage (.785), steals (1.0), blocks (1.0) and turnovers (0.7)... Only one of two players in the league 6-7 or shorter to record at least 500 rebounds, 75 steals and 75 blocks this season (Draymond Green – GSW)... One of just four different players to reach these aforementioned thresholds in a single season (Green, Shawn Marion and Gerald Wallace)... Finished fourth in the NBA in defensive real plus-minus amongst small forwards (+2.47)... Totaled 11 double-doubles and had double-figure scoring in 37 contests... Had 16 points, six rebounds, one assist and two steals at Oklahoma City on April 2... Logged 22 points, six rebounds and one assist vs. Chicago on March 13... Grabbed a game-high 14 rebounds, with 12 points, two steals and two blocks at Detroit on Feb. 23... Contributed 14 points, seven rebounds, two assists and a block vs. Brooklyn on Feb. 7... Recorded 15 points, nine rebounds, one steal and two blocks vs. Golden State on Jan. 25... Totaled 17 points and a season-high tying 14 rebounds, with two blocked shots vs. Brooklyn on Jan. 21... Added 14 points, 11 rebounds and one block vs. Oklahoma City on Jan. 4... Had 15 points, going a perfect seven-of-seven from the line, with six rebounds vs. Minnesota on Dec. 3... Recorded 14 points, three rebounds, two assists and a blocked shot vs. Dallas on Dec. 1... Scored a team-high 23 points, grabbing 14 rebounds, a steal and a block at Milwaukee on Oct. 26.

REGULAR SEASON STATISTICS

YR	TEAM	GP	MIN	FIELD GOALS			FREE THROWS		REBOUNDS			AVERAGES							
				FGM-FGA	PCT	3FGM-3FGA	PCT	FTM-FTA	PCT	OR-DR	TOT	AST	STL	BS	TO	PTS	RPG	APG	PPG
12-13	CHA	78	2025	281-613	.458	2-9	.222	140-187	.749	131-324	455	117	54	70	101	704	5.8	1.5	9.0
13-14	CHA	62	1502	167-353	.473	1-9	.111	113-184	.614	109-215	324	52	43	39	60	448	5.2	0.8	7.2
14-15	CHA	55	1587	224-482	.465	0-0	---	150-214	.701	109-307	416	77	30	38	63	598	7.6	1.4	10.9
15-16	CHA	7	2053	33-61	.541	3-7	.429	20-29	.690	12-33	45	9	3	3	8	89	6.4	1.3	12.7
16-17	CHA	81	2349	295-618	.477	1-9	.111	152-194	.784	156-409	565	114	81	77	56	743	7.0	1.4	9.2
TOTALS		283	7668	1000-2127	.470	7-34	.206	575-808	.712	517-1288	1805	369	211	227	288	2582	6.4	1.3	9.1

Personal Fouls-DQ: 2012-13, 164-1, 2013-2014, 145-1, 2014-2015, 115-1, 2015-16, 9-0, 2016-17, 187-2 Totals: 620-5.

CHARLOTTE HORNETS PLAYERS

FRONT OFFICE

BBALL OPS

PLAYERS

16-17 REVIEW

HISTORY

RECORDS

PLAYOFFS

NBA

MISC.

2015-16 (CHARLOTTE)

Saw action in seven games (all starts), posting averages of 12.7 points, 6.4 rebounds and 1.3 assists in 29.3 minutes per game... Suffered a torn right labrum on Oct. 3 at Orlando in the team's first preseason game... Returned on Jan. 9 to the tune of 13 points, seven rebounds and one assist in 33 minutes at Portland... Scored ten-or-more points in four of his seven games played, including one game of 20 points in a win vs. Chicago on Feb. 8... Tallied two double-doubles on the season (19 points, 12 rebounds on Jan. 31 at Los Angeles Lakers and 11 points and rebounds on Feb. 3 against Cleveland)... Had seven-or-more rebounds on four occasions... Re-tore right labrum on Feb. 10 in a win vs. Indiana... Missed remainder of season.

2014-15 (CHARLOTTE)

Played in 55 games, starting 52... Averaged career highs of 10.9 points and 7.6 rebounds in 28.9 minutes... Scored in double figures 35 times, including two games of 20 points or more... Grabbed double-figure rebounds 16 times... Tallied 12 double-doubles... Posted more double-figure rebounding games and double-doubles than his first two seasons combined... Scored in double figures in a career-best seven straight games from Feb. 21-March 4... Had three straight double-doubles for the first time in his career from Feb. 25-March 1... Scored a season-high 23 points on Mar. 11 against Sacramento... Scored 20 points on Feb. 21 against Oklahoma City... Grabbed a career-high 16 rebounds on Jan. 17 against Indiana... Played a career-high 42 minutes on Feb. 25 at Chicago, tallying 18 points and 12 rebounds... Tied or led the team in scoring four times, in rebounding 19 times, in steals eight times and in blocks 11 times... Missed 27 games due to injury.

2013-14 (CHARLOTTE)

Played in 62 games, starting all 62... Averaged 7.2 points and 5.2 rebounds in 24.2 minutes... Scored in double figure 14 times and grabbed double-figure rebounds twice... Tallied one double-double... Scored 10 points and grabbed a season-high-tying 12 rebounds on March 12 at Washington... Scored a season-high 16 points, grabbed eight rebounds and blocked a season-high three shots on Nov. 5 at New York... Tied a season high with 16 points on Nov. 11 against Atlanta... Scored a season-high-tying 16 points and grabbed eight rebounds on Nov. 15 at Cleveland... Grabbed a season-high 12 rebounds, including a career-high six offensive rebounds, on Feb. 8 against San Antonio... Led or tied for the team lead in scoring once, in rebounding five times, in steals 15 times and in blocks 12 times... Saw action in four playoff games, averaging 8.5 points on .519 shooting (14-27), 6.5 rebounds and 1.5 assists in 22.8 minutes... Scored 22 points on 9-13 shooting and grabbed 10 rebounds in Game Two at Miami on April 23.

PLAYOFF STATISTICS

YR	TEAM	GP	MIN	FIELD GOALS			FREE THROWS		REBOUNDS				AVERAGES						
				FGM-FGA	PCT	3FGM-3FGA	PCT.	FTM-FTA	PCT.	OR-DR	TOT	AST	STL	BS	TO	PTS	RPG	APG	PPG
13-14	CHA	4	91	14-27	.519	0-1	.000	6-10	.600	8-16	24	6	0	2	8	34	6.5	1.5	8.5
TOTALS		4	91	14-27	.519	0-1	.000	6-10	.600	8-16	24	6	0	2	8	34	6.5	1.5	8.5

2012-13 (CHARLOTTE)

Played in 78 games with 77 starts as a rookie, averaging 9.0 points, 5.8 rebounds and 1.5 assists in 26.0 minutes... Named to the All-Rookie Second Team... Ranked 39th in the NBA in blocks... Ranked fifth among NBA rookies in rebounding, ranked sixth in scoring and blocks, tied for seventh in minutes played, ranked ninth in field goal percentage (.458) and 11th in assists... Selected to play in the 2013 BBVA Rising Stars Challenge at All-Star Weekend... Named Eastern Conference Rookie of the Month for November... Scored in double figures 35 times, including four games of 20 points or more... Grabbed 10 or more rebounds six times... Recorded six double-doubles... Led or tied for the team lead in scoring four times, in rebounding 16 times, in assists twice, in steals 10 times and in blocks 25 times... Recorded two games with 25 points and 12 rebounds, joining LeBron James as the only two players in NBA history to tally at least 25 points and 12 rebounds in a game twice before their 20th birthday... Had 25 points and 12 rebounds the first time on November 10 against Dallas when he was 19 years and 45 days old, becoming the second-youngest player ever to do so... Also did so on December 19 against Phoenix, when he was 19 years and 84 days, which was the third-youngest ever... Became just the fourth player in the last 20 years to post multiple games with at least 25 points and 12 rebounds in the first 25 games of their career, joining Blake Griffin, Charlie Villanueva and Yao Ming as the only four players to do so since 1993... Grabbed a career-high 14 rebounds on April 5 against Miami... Recorded a career-high five steals on November 3 against Dallas... Recorded a career-high 41 minutes on November 10 against Dallas.

COLLEGE

Played one season at Kentucky, averaging 11.9 points, 7.4 rebounds, 1.9 assists, 1.0 steal and 0.9 blocks, while shooting .491 from the field and .745 from the free-throw line... Named Second Team USBWA All-American and Third Team NABC All-American, and was a top-15 finalist for the John R. Wooden Award, top-30 finalist for the Naismith Men's Basketball Player of the Year Award and one of five finalists for the Wayman Tisdale Award, given to the nation's top freshman as voted on by the USBWA... SEC honors included First Team All-SEC, SEC All-Defensive Team and SEC All-Freshman Team.

PERSONAL

The son of Cynthia and Vincent Richardson... Has one sister, Latasha Richardson... Legally changed his last name to Kidd-Gilchrist in 2011 to honor his late uncle, Darrin Kidd... Won a Gold Medal with the U.S. National Team at the FIBA Under-17 World Championships in 2010 and was a member of the U.S. team in the 2011 Nike Hoop Summit.

PLAYERS



CAREER HIGHS

Minutes:	42	(2/25/15, Charlotte at Chicago)
Field Goals:	11	(12/29/12, Charlotte vs. New Orleans)
Field Goal Attempts:	17	(Two times, last: 3/13/15, Charlotte vs. Chicago)
Three-Point Field Goals:	2	(1/31/16 at L.A. Lakers)
Three-Point Attempts:	2	(Three times, last: 1/31/16 at L.A. Lakers)
Free Throws:	9	(11/10/12, Charlotte vs. Dallas)
Free Throw Attempts:	10	(Five times, last: 2/2/15, Charlotte at Washington)
Offensive Rebounds:	6	(Three times, Last: 2/25/17, Charlotte at Sacramento)
Defensive Rebounds:	14	(1/17/15, Charlotte vs. Indiana)
Total Rebounds:	16	(1/17/15, Charlotte vs. Indiana)
Assists:	6	(12/8/12, Charlotte vs. San Antonio)
Steals:	6	(3/2/17, Charlotte at Phoenix)
Turnovers:	5	(Three times, last: 1/2/15, Charlotte vs Cleveland)
Blocked Shots:	4	(Five times, Last: 3/18/17, Charlotte vs. Washington)
Points:	25	(Two times, last: 12/19/12, Charlotte at Phoenix)

FRONT OFFICE

BBALL OPS

PLAYERS

16-17 REVIEW

HISTORY

RECORDS

PLAYOFFS

NBA

MISC.



POSITION: Guard

HT / WT: 6-5 / 185

BORN: 5/30/92

FROM: Connecticut/USA

YEARS PRO: 5

3

JEREMY
LAMB



FRONT OFFICE

BALL OPS

PLAYERS

16-17 REVIEW

HISTORY

RECORDS

PLAYOFFS

NBA

MISC.

PRO CAREER

Signed a multi-year contract extension with the Charlotte Hornets on Nov. 2, 2015... Acquired from the Oklahoma City Thunder on June 25, 2015, in exchange for Luke Ridnour and a conditional 2016 second-round pick... Originally selected by the Houston Rockets with the 12th overall pick in the 2012 NBA Draft... Had his rights traded along with Kevin Martin, two first round picks and a second round pick to Oklahoma City on Oct. 17, 2012, in exchange for James Harden, Cole Aldrich, Daequan Cook and Lazar Hayward... Has played in 276 career NBA games with Charlotte and Oklahoma City, averaging 8.0 points, 3.0 rebounds and 1.1 assists in 17.0 minutes per game... Has seen action in 14 playoff games, averaging 3.6 points and 1.4 rebounds in 8.0 minutes per game... Also played in 21 games for Oklahoma City's NBA D-League affiliate as a rookie in 2012-13, averaging 21.0 points, 5.3 rebounds and 3.0 assists in 32.8 minutes and earning D-League All-Star honors.

2016-17 (CHARLOTTE)

Appeared in 62 contests, posting averages of 9.7 points, 4.3 rebounds and 1.2 assists in 18.4 minutes per game... Totaled 20-plus points three different times and contributed double-figure scoring 31 times... Contributed 17 points, five boards, one assist and a season-high-tying two blocks vs. Boston on April 8... Posted a career-high 26 points, four rebounds, two assists and two steals vs. Chicago on March 13... Recorded 14 points, five rebounds and two assists vs. Indiana on March 6... Sank a career-high eight free throws, scoring 19 points with six rebounds at L.A. Clippers on Feb. 26... Had 16 points, seven rebounds, one steal and one block vs. Brooklyn on Feb. 7... Scored 15 points, with six rebounds, three assists and a steal at Chicago on Jan. 2... Logged 17 points, four rebounds, one assist and one block at Brooklyn on Dec. 26... Notched 14 points, five rebounds, three assists and a block at Dallas on Dec. 5... Notched a season-high 21 points, with nine rebounds, a steal and a block at Memphis on Nov. 28... Scored 16 points, with eight rebounds, an assist and a block at Miami on Oct. 28.

REGULAR SEASON STATISTICS

YR	TEAM	GP	MIN	FIELD GOALS			FREE THROWS			REBOUNDS				AVERAGES					
				FGM-FGA	PCT	3FGM-3FGA	PCT.	FTM-FTA	PCT.	OR-DR	TOT	AST	STL	BS	TO	PTS	RPG	APG	PPG
12-13	OKC	23	147	24-68	.353	9-30	.300	14-14	1.000	5-13	18	5	2	2	6	71	0.8	0.2	3.1
13-14	OKC	78	1538	263-609	.432	88-247	.356	51-64	.797	27-162	189	115	56	26	61	665	2.4	1.5	8.5
14-15	OKC	47	633	104-250	.413	38-111	.342	49-55	.891	8-99	107	44	21	6	27	291	2.3	0.9	6.3
15-16	CHA	66	1227	230-510	.451	56-181	.309	64-88	.727	44-208	252	77	42	30	50	580	3.8	1.2	8.8
16-17	CHA	62	1143	226-491	.460	41-146	.281	110-129	.853	30-234	264	75	27	23	40	603	4.3	1.2	9.7
TOTALS		276	4688	847-1928	.439	232-715	.324	288-350	.823	114-716	830	316	148	87	184	2214	2.6	1.1	8.0

Personal Fouls-DQ: 2012-13, 13-0; 2013-14, 143-0; 2014-15, 52-0; 2015-16, 105-0; 2016-17; 98-0. Totals: 411-0

CHARLOTTE HORNETS PLAYERS

- FRONT OFFICE
- BBALL OPS
- PLAYERS
- 16-17 REVIEW
- HISTORY
- RECORDS
- PLAYOFFS
- NBA
- MISC.

2015-16 (CHARLOTTE)

Appeared in 66 contests, posting averages of 8.8 points, 3.8 rebounds and 1.2 assists in 18.6 minutes per game... Scored in double-figures 29 times (career-high), including two games of 20-or-more points and 10 games of 15-or-more points... Tallied 20 contests of five-or-more rebounds, including a career-high 13 rebounds at the Los Angeles Clippers Jan. 9... His .451 field goal percentage marked a career high... He posted career highs of 8.8 points per game, 3.8 rebounds per game, 252 total rebounds, 0.5 blocks per game, 30 total blocks and 0.6 steals per game.

2014-15 (CHARLOTTE)

Played in 55 games, starting 52... Averaged career highs of 10.9 points and 7.6 rebounds in 28.9 minutes... Scored in double figures 35 times, including two games of 20 points or more... Grabbed double-figure rebounds 16 times... Tallied 12 double-doubles... Posted more double-figure rebounding games and double-doubles than his first two seasons combined... Scored in double figures in a career-best seven straight games from Feb. 21-March 4... Had three straight double-doubles for the first time in his career from Feb. 25-March 1... Scored a season-high 23 points on Mar. 11 against Sacramento... Scored 20 points on Feb. 21 against Oklahoma City... Grabbed a career-high 16 rebounds on Jan. 17 against Indiana... Played a career-high 42 minutes on Feb. 25 at Chicago, tallying 18 points and 12 rebounds... Tied or led the team in scoring four times, in rebounding 19 times, in steals eight times and in blocks 11 times... Missed 27 games due to injury.

2013-14 (CHARLOTTE)

Played in 62 games, starting all 62... Averaged 7.2 points and 5.2 rebounds in 24.2 minutes... Scored in double figure 14 times and grabbed double-figure rebounds twice... Tallied one double-double... Scored 10 points and grabbed a season-high-tying 12 rebounds on March 12 at Washington... Scored a season-high 16 points, grabbed eight rebounds and blocked a season-high three shots on Nov. 5 at New York... Tied a season high with 16 points on Nov. 11 against Atlanta... Scored a season-high-tying 16 points and grabbed eight rebounds on Nov. 15 at Cleveland... Grabbed a season-high 12 rebounds, including a career-high six offensive rebounds, on Feb. 8 against San Antonio... Led or tied for the team lead in scoring once, in rebounding five times, in steals 15 times and in blocks 12 times... Saw action in four playoff games, averaging 8.5 points on .519 shooting (14-27), 6.5 rebounds and 1.5 assists in 22.8 minutes... Scored 22 points on 9-13 shooting and grabbed 10 rebounds in Game Two at Miami on April 23.

PLAYOFF STATISTICS

YR	TEAM	GP	MIN	FIELD GOALS			FREE THROWS		REBOUNDS				AVERAGES						
				FGM-FGA	PCT	3FGM-3FGA	PCT.	FTM-FTA	PCT.	OR-DR	TOT	AST	STL	BS	TO	PTS	RPG	APG	PPG
12-13	OKC	23	147	24-68	.353	9-30	.300	14-14	1.000	5-13	18	5	2	2	6	71	0.8	0.2	3.1
13-14	OKC	78	1538	263-609	.432	88-247	.356	51-64	.797	27-162	189	115	56	26	61	665	2.4	1.5	8.5
14-15	OKC	47	633	104-250	.413	38-111	.342	49-55	.891	8-99	107	44	21	6	27	291	2.3	0.9	6.3
15-16	CHA	66	1227	230-510	.451	56-181	.309	64-88	.727	44-208	252	77	42	30	50	580	3.8	1.2	8.8
16-17	CHA	62	1143	226-491	.460	41-146	.281	110-129	.853	30-34	264	75	27	23	40	603	4.3	1.2	9.7
TOTALS		276	4688	847-1928	.439	232-715	.324	288-350	.823	114-716	830	316	148	87	184	2214	2.6	1.1	8.0

Personal Fouls-DQ: 2012-13, 13-0; 2013-14, 143-0; 2014-15, 52-0; 2015-16, 105-0; 2016-17; 98-0. Totals: 411-0

2012-13 (CHARLOTTE)

Played in 78 games with 77 starts as a rookie, averaging 9.0 points, 5.8 rebounds and 1.5 assists in 26.0 minutes... Named to the All-Rookie Second Team... Ranked 39th in the NBA in blocks... Ranked fifth among NBA rookies in rebounding, ranked sixth in scoring and blocks, tied for seventh in minutes played, ranked ninth in field goal percentage (.458) and 11th in assists... Selected to play in the 2013 BBVA Rising Stars Challenge at All-Star Weekend... Named Eastern Conference Rookie of the Month for November... Scored in double figures 35 times, including four games of 20 points or more... Grabbed 10 or more rebounds six times... Recorded six double-doubles... Led or tied for the team lead in scoring four times, in rebounding 16 times, in assists twice, in steals 10 times and in blocks 25 times... Recorded two games with 25 points and 12 rebounds, joining LeBron James as the only two players in NBA history to tally at least 25 points and 12 rebounds in a game twice before their 20th birthday... Had 25 points and 12 rebounds the first time on November 10 against Dallas when he was 19 years and 45 days old, becoming the second-youngest player ever to do so... Also did so on December 19 against Phoenix, when he was 19 years and 84 days, which was the third-youngest ever... Became just the fourth player in the last 20 years to post multiple games with at least 25 points and 12 rebounds in the first 25 games of their career, joining Blake Griffin, Charlie Villanueva and Yao Ming as the only four players to do so since 1993... Grabbed a career-high 14 rebounds on April 5 against Miami... Recorded a career-high five steals on November 3 against Dallas... Recorded a career-high 41 minutes on November 10 against Dallas.

COLLEGE

Played one season at Kentucky, averaging 11.9 points, 7.4 rebounds, 1.9 assists, 1.0 steal and 0.9 blocks, while shooting .491 from the field and .745 from the free-throw line... Named Second Team USBWA All-American and Third Team NABC All-American, and was a top-15 finalist for the John R. Wooden Award, top-30 finalist for the Naismith Men's Basketball Player of the Year Award and one of five finalists for the Wayman Tisdale Award, given to the nation's top freshman as voted on by the USBWA... SEC honors included First Team All-SEC, SEC All-Defensive Team and SEC All-Freshman Team.

PERSONAL

The son of Cynthia and Vincent Richardson... Has one sister, Latasha Richardson... Legally changed his last name to Kidd-Gilchrist in 2011 to honor his late uncle, Darrin Kidd... Won a Gold Medal with the U.S. National Team at the FIBA Under-17 World Championships in 2010 and was a member of the U.S. team in the 2011 Nike Hoop Summit.



FRONT OFFICE

BBALL OPS

PLAYERS

16-17 REVIEW

HISTORY

RECORDS

PLAYOFFS

NBA

MISC.

CAREER HIGHS

Minutes:	45	(11/14/14, Oklahoma City vs. Detroit)
Field Goals:	10	(Two times, Last time: 3/13/17, Charlotte vs. Chicago)
Field Goal Attempts:	21	(4/17/13, Oklahoma City vs. Milwaukee)
Three-Point Field Goals:	4	(Two times, last: 11/14/14, Oklahoma City vs. Detroit)
Three-Point Attempts:	8	(1/7/14, Oklahoma City at Utah)
Free Throws:	8	(2/26/17, Charlotte at LA Clippers)
Free Throw Attempts:	8	(Two times, Last time: 2/26/17, Charlotte at LA Clippers)
Offensive Rebounds:	3	(1/9/16, Charlotte at LA Clippers)
Defensive Rebounds:	15	(11/26/16, Charlotte vs. New York)
Total Rebounds:	17	(11/26/16, Charlotte vs. New York)
Assists:	6	(1/5/14, Oklahoma City vs. Boston)
Steals:	4	(Two times, last: 12/12/15 Charlotte vs. Boston)
Turnovers:	4	(11/14/14, Oklahoma City vs. Detroit)
Blocked Shots:	3	(Two times, last: 4/13/16 Charlotte vs. Orlando)
Points:	26	(3/13/17, Charlotte vs. Chicago)



POSITION: Forward/Center

HT / WT: 6-10 / 230

BORN: 10/8/92

FROM: Louisville/Australia

YEARS PRO: R



MANGOK
MATHIANG



FRONT OFFICE

BBALL OPS

PLAYERS

16-17 REVIEW

HISTORY

RECORDS

PLAYOFFS

NBA

MISC.

PRO CAREER

Signed to a two-way contract by the Charlotte Hornets on August 2, 2017.

COLLEGE

Appeared in 114 career games at Louisville, averaging 4.8 points, 4.8 rebounds and 1.3 blocks in 18.0 minutes per contest... As a senior in 2016-17, was the team captain, and averaged 7.8 points, 6.0 rebounds and 1.1 blocks in 20.8 minutes per contest... As a junior in 2015-16, saw action in 10 games, averaging 7.1 points, 5.7 rebounds and 1.7 blocks in 18.8 minutes per game... Suffered foot injury on Dec. 19, missing the rest of the season and taking a redshirt season... As a sophomore in 2014-15, averaged 2.6 points, 4.7 rebounds and 1.4 blocks in 18.7 minutes per game... As a true freshman in 2013-14, averaged 3.6 points, 3.6 rebounds and 1.4 blocks in 14.7 minutes per contest.

PERSONAL

Born in Sudan, Africa and lived in Melbourne Australia before moving to the United States... Name is pronounced "MANG-go MATH-ee-ang"... Named to the 2014-15 All-ACC Academic Men's Basketball Team... Majored in communication with a minor in marketing at Louisville... Attended the IMG Academy in Bradenton, Fla. for High School

COLLEGE STATISTICS

YR	TEAM	GP	MIN	FIELD GOALS			FREE THROWS		REBOUNDS			AVERAGES							
				FGM-FGA	PCT	3FGM-3FGA	PCT	FTM-FTA	PCT	OR-DR	TOT	AST	STL	BS	TO	PTS	RPG	APG	PPG
13-14	UL	37	545	47-89	.528	0-0	---	39-63	.619	68-64	132	15	13	51	24	133	3.6	0.4	3.6
14-15	UL	34	635	31-80	.388	0-0	---	26-54	.481	80-79	159	16	35	46	26	88	4.7	0.5	2.6
15-16	UL	10	188	27-48	.563	0-0	---	17-29	.586	26-31	57	5	7	12	11	71	5.7	0.5	7.1
16-17	UL	33	686	104-196	.531	0-0	---	51-76	.671	85-113	198	24	17	37	38	259	6.0	0.7	7.8
TOTALS		114	2054	209-413	.506	0-0	---	133-222	.599	259-287	546	60	56	146	99	551	4.8	0.5	4.8



POSITION: Guard

HT / WT: 6-3 / 200

BORN: 2/4/98

FROM: Kentucky/USA

YEARS PRO: R

1

MALIK
MONK



FRONT OFFICE

BBALL OPS

PLAYERS

16-17 REVIEW

HISTORY

RECORDS

PLAYOFFS

NBA

MISC.

PRO CAREER

Selected 11th overall in the 2017 NBA Draft by the Charlotte Hornets.

COLLEGE

Appeared in 38 games in one season at Kentucky, averaging 19.8 points, 2.5 rebounds and 2.3 assists in 32.1 minutes per game... Earned 2017 SEC Freshman of the year honors... Named to the 2017 All-SEC First Team... A consensus 2017 All-America Second Team selection... Named the 2017 SEC Player of the Year by the Associated Press... Won the 2017 Jerry West Award, acknowledging the nation's best shooting guard... A 2016-17 Wooden Award Finalist... Recorded 36 games with double figure scoring, including 19 games of 20-plus points and four games with 30 or more... Led Kentucky with 19.8 points per game... His 19.8 points per game ranked second nationally among all freshman... Ranked first in the SEC in points scored (754)... Was first in the SEC in three-point field goals (104) and 3-point field goal percentage (.397)... Set Kentucky freshman records in points scored (754) and three-pointers made (104).

PERSONAL

Hometown is Jonesboro, Ark... Son of Jackie and Michael Scales... Has one brother, Marcus... Marcus was an NFL wide receiver of the Chicago Bears and played for the University of Arkansas... Marcus also played college basketball at Arkansas... A cousin, Rashad Madden played basketball for Arkansas, and his uncle, Chuck Monk, played running back for Arkansas State... Named MVP of the 2016 Jordan Brand Classic... Selected as a 2016 McDonald's All-American following his senior year of high school

COLLEGE STATISTICS

YR	TEAM	GP	MIN	FIELD GOALS			FREE THROWS		REBOUNDS			AVERAGES							
				FGM-FGA	PCT	3FGM-3FGA	PCT.	FTM-FTA	PCT.	OR-DR	TOT	AST	STL	BS	TO	PTS	RPG	APG	PPG
16-17	UK	38	1218	251-558	.450	104-262	.397	148-180	.822	12-83	95	87	36	19	75	754	2.5	2.3	19.8



POSITION: Forward

HT / WT: 6-9 / 257

BORN: 5/1/93

FROM: LSU

YEARS PRO: 3



**JOHNNY
O'BRYANT**

PLAYERS



FRONT OFFICE

BBALL OPS

PLAYERS

16-17 REVIEW

HISTORY

RECORDS

PLAYOFFS

NBA

MISC.

PRO CAREER

Signed a multi-year contract on March 16, 2017 with Charlotte... Signed two consecutive 10-day contracts on March 6, 2017 and February 24, 2017 with Charlotte... Signed two 10-day contracts with the Denver Nuggets on Feb. 6, 2017 and Jan. 26, 2017... Waived by the Washington Wizards on Oct. 21, 2016... Signed a contract with the Washington Wizards on Sept. 20, 2016... Waived by the Milwaukee Bucks on June 29, 2016... Signed a multi-year contract with the Milwaukee Bucks on July 20, 2014... Drafted by the Milwaukee Bucks in the second round (36th overall) of the 2014... Has played in 111 games (19 starts) with Charlotte, Denver and Milwaukee averaging 3.0 points and 2.3 rebounds in 11.8 minutes per game... Appeared in one playoff game, logging six points and three rebounds for Milwaukee in 2015.

2016-17 (CHARLOTTE/DENVER)

Appeared in four games for the Charlotte Hornets, averaging 4.5 points, 2.0 rebounds and 1.0 assists in 8.5 minutes per game... Posted a career-high 15 points, six rebounds and one assist at Denver on March 4... Signed two 10-day contracts with the Denver Nuggets... Averaged 2.9 points, 2.0 rebounds and 1.0 assists in 6.6 minutes per game with the Denver Nuggets... Played with the Arizona Northern Arizona Suns of the NBA G-League, averaging 18.1 points, 8.6 rebounds and 1.6 assists in 32.2 minutes per game... Participated in the NBA G-League All-Star Game.

NBA REGULAR SEASON STATISTICS

YR	TEAM	GP	MIN	FIELD GOALS			FREE THROWS		REBOUNDS				AVERAGES						
				FGM-FGA	PCT	3FGM-3FGA	PCT	FTM-FTA	PCT	OR-DR	TOT	AST	STL	BS	TO	PTS	RPG	APG	PPG
14-15	MIL	34	368	44-120	.367	0-0	---	12-27	.444	26-38	64	17	5	4	25	100	1.9	0.5	2.9
15-16	MIL	66	857	86-209	.411	1-1	.100	26-38	.684	65-111	176	32	18	8	31	200	2.7	0.5	3.0
16-17	CHA/DEN	11	81	15-30	.500	3-6	.500	5-6	.833	9-10	19	6	0	1	6	38	1.7	0.5	3.5
TOTALS		111	1305	145-359	.404	4-7	.571	44-73	.603	100-159	259	55	23	13	62	338	2.3	0.5	3.0

Personal Fouls-DQ: 2014-15, 44-0; 2015-16, 100-1; 2016-17, 10-0, Totals: 154-1

CHARLOTTE HORNETS PLAYERS

FRONT OFFICE

BBALL OPS

PLAYERS

16-17 REVIEW

HISTORY

RECORDS

PLAYOFFS

NBA

MISC.

2015-16 (MILWAUKEE)

Appeared in 66 games with the Milwaukee Bucks, averaging 3.0 points, 2.7 rebounds and 0.5 assists in 13.0 minutes per game... Logged 34 minutes, a season high, and also achieved season highs in total rebounds (nine), offensive rebounds (four), assists (three), and blocks (one) at Denver on Nov. 11... Totaled 12 points, seven rebounds and one assist vs. Cleveland on April 5... Posted 11 points and three boards at New York on Nov. 6... Tallied nine points, two rebounds, two assists and a steal vs. Washington on Oct. 30... Notched eight points, two rebounds and a block at Brooklyn on Nov. 2... Registered eight points, grabbing six boards at Indiana on April 13.

2014-15 (MILWAUKEE)

Appeared in 34 games for the Milwaukee Bucks, averaging 2.9 points, 1.9 rebounds and 0.5 assists in 10.8 minutes per game... Grabbed season-high nine rebounds and tied season-high two assists vs. Boston on April 5... Played season-high 23 minutes at Philadelphia on Jan. 7... Recorded first NBA block at New York on Jan. 4... Scored in double digits for the first time with 12 points (5-of-9 FG) at Atlanta on Dec. 26... Made first career start on Dec. 18 at Sacramento and scored six points in 17 minutes, including 2-of-2 on his first career free-throw attempts... Saw first NBA action, recording two points in five minutes at Portland on Dec. 17... Suffered right knee sprain on 10/9 at DET and was on inactive list for 23 games...

PLAYOFF STATISTICS

YR	TEAM	GP	MIN	FIELD GOALS			FREE THROWS		REBOUNDS				AVERAGES						
				FGM-FGA	PCT	3FGM-3FGA	PCT.	FIM-FTA	PCT.	OR-DR	TOT	AST	STL	BS	TO	PTS	RPG	APG	PPG
14-15	MIL	1	12	3-8	.375	0-0	---	3-8	.375	1-2	3	0	0	0	0	6	3.0	0	6.0

Personal Fouls-DQ: 2014-15, 1-0, Totals: 1-0

CAREER HIGHS

Minutes:	34	(11/11/15, Milwaukee at Denver)
Field Goals:	7	(3/4/17, Charlotte at Denver)
Field Goal Attempts:	10	(4/5/16, Milwaukee vs. Cleveland)
Three-Point Field Goals:	1	(Four times, Last time: 3/4/17, Charlotte at Denver)
Three-Point Attempts:	2	(3/4/17, Charlotte at Denver)
Free Throws:	5	(10/30/17, Milwaukee vs. Washington)
Free Throw Attempts:	6	(Two times, Last time: 10/30/17, Milwaukee vs. Washington)
Offensive Rebounds:	4	(Five times, Last time: 4/5/16, Milwaukee vs. Cleveland)
Defensive Rebounds:	6	(Two times, Last time: 4/10/16, Milwaukee at Philadelphia)
Total Rebounds:	9	(Two times, Last time: 11/11/15, Milwaukee at Denver)
Assists:	3	(11/11/15, Milwaukee at Denver)
Steals:	3	(12/16/15, Milwaukee at Los Angeles Clippers)
Turnovers:	5	(1/7/15, Milwaukee at Philadelphia)
Blocked Shots:	2	(1/10/15, Milwaukee at Chicago)
Points:	15	(3/4/17, Charlotte at Denver)

COLLEGE

After senior and junior seasons, named to All-SEC First Team by coaches, All-SEC Second Team by the AP, and All-District by the USBWA and NABC ... after sophomore year, named All-SEC First Team by the coaches, All-SEC Second Team by the AP and All-District by the USBWA ... his 702 career rebounds ranks 20th on LSU's all-time rebounding list ... his 1,157 career points were 31st on the Tigers scoring list ... recorded 62 double-figure scoring games over three seasons ... 2013-14: Started all 34 games ... All-SEC First-Team selection for the second straight season ... had eight 20+ scoring games and eight double doubles ... averaged 15.4 points, 7.7 rebounds and 1.6 assists per game ... ranked ninth in the league in scoring (15.4 ppg), fifth in rebounding (7.7 rpg), and his .496 field goal percentage (203-of-409) was the fourth-best in the SEC.

PERSONAL

Full name is Johnny Lee O'Bryant III... Earned 2014 and 2013 All-SEC First Team honors at LSU... Likes art and painting.

PLAYERS



FRONT OFFICE

BBALL OPS

PLAYERS

16-17 REVIEW

HISTORY

RECORDS

PLAYOFFS

NBA

MISC.



POSITION: Guard

HT / WT: 6-1 / 164

BORN: 9/11/93

FROM: North Carolina/USA

YEARS PRO: R

4

MARCUS
PAIGE

PLAYERS

PRO CAREER

Selected 55th overall in the 2016 NBA Draft by the Brooklyn Nets... Drafts right was acquired by the Utah Jazz, along with cash, from the Brooklyn Nets in exchange for the draft rights to Isaiah Whitehead... Signed a multi-year contract with the Utah Jazz on August 22, 2016... Placed on waivers by the Utah Jazz on October 13, 2016... Signed a two-way contract with the Charlotte Hornets on August 2, 2017.

2016-17 (SALT LAKE CITY STARS)

Appeared in 46 games (40 starts) for the Salt Lake City Stars, averaging 12.1 points, 2.3 assists and 2.2 rebounds in 32.7 minutes per game... Played with the Minnesota Timberwolves in the 2017 Summer League in Orlando and Oklahoma City Thunder in Las Vegas.

COLLEGE

Appeared in 141 career games at North Carolina, averaging 13.1 points, 2.8 rebounds, 4.3 assists and 1.4 steals in 32.4 minutes per contest... As a senior in 2015-16, owned averages of 12.6 points, 2.5 boards and 3.7 assists in 34 games... Helped the Tar Heels to the 2016 NCAA Championship Game... As a junior in 2014-15, Averaged 14.1 points, 4.5 assists and 2.9 rebounds in 38 contests... Led the Tar Heels in scoring at 14.1 points per game... Earned First-Team All-ACC Tournament honors after averaging 17.0 points in four games... Named to the 2015 All-ACC Third Team... As a sophomore in 2013-14, owned averaged of 17.5 points, 4.2 assists, 3.2 rebounds and 1.5 steals, earning 2014 All-ACC First Team accolades... As a freshman in 2012-13, appeared in 35 games, owning averages of 8.2 points, 4.6 assists and 2.7 rebounds in 29.2 minutes per contest... Selected to the 2013 All-ACC Freshman Team

PERSONAL

Hometown is Marion IA... Son of Ellis & Sherryl Paige... Sister plays basketball at the University of Wisconsin... Attended Linn-Mar High School... Named 2012 Iowa Mr. Basketball and was a 2012 McDonald's All-American

NBA G LEAGUE REGULAR SEASON STATISTICS

YR	TEAM	GP	MIN	FIELD GOALS			FREE THROWS		REBOUNDS			STL	BS	TO	PTS	AVERAGES			
				FGM-FGA	PCT	3FGM-3FGA	PCT	FTM-FTA	PCT	OR-DR	TOT					AST	RPG	APG	PPG
16-17	SLC	46	1505	192-481	.399	92-273	.355	77-92	.837	21-81	102	102	41	14	78	558	2.2	2.2	12.1
TOTALS		46	1505	192-481	.399	92-273	.355	77-92	.837	21-81	102	102	41	14	78	558	2.2	2.2	12.1

Personal Fouls-DQ: 2016-17, 89-0 Totals: 89-0.

FRONT OFFICE

BALL OPS

PLAYERS

16-17 REVIEW

HISTORY

RECORDS

PLAYOFFS

NBA

MISC.



POSITION: Guard

HT / WT: 6-6 / 202

BORN: 12/7/88

FROM: Texas-El Paso/USA

YEARS PRO: 3



**JULYAN
STONE**

PLAYERS



FRONT OFFICE

BBALL OPS

PLAYERS

16-17 REVIEW

HISTORY

RECORDS

PLAYOFFS

NBA

MISC.

PRO CAREER

Undrafted in the 2011 NBA draft. ...Signed a two-year deal with the Denver Nuggets on 12/9/2011...Assigned to the Idaho Stampede of the NBA Development League on January 3, 2012...Recalled by the Nuggets on January 10, 2012...Assigned to the Iowa Energy on January 30, 2013...Signed with the Toronto Raptors on September 19, 2013...Waived by the Raptors on July 7, 2014...Signed with the Umarna Reyer Venezia of Italy for the 2014-15 season...On September 25, 2015, Stone signed with the Oklahoma City Thunder...Waived by the Thunder on October 22...Signed with Royal Hali Gaziantep of the Turkish Basketball Super League on October 27, 2015...On August 29, 2016, Stone signed with the Indiana Pacers...Waived by the Pacers on October 23, 2016 after appearing in five preseason games...Acquired by the Fort Wayne Mad Ants of the NBA Development League...Signed with Umarna Reyer Venezia on February 27, 2017...Signed with the Hornets on August 23, 2017

2016-17 (UMANA VENEZIA/FORT WAYNE MAD ANTS)

Appeared in 26 games (11 starts) with Umarna Venezia of the Lega Serie A in Italy, averaging 3.5 points, 4.9 rebounds and 2.6 assists in 18.8 minutes per contest... Helped team to a 2017 Italian League Championship... Spent the beginning of the season with the Fort Wayne Mad Ants, seeing action in 33 games (31 starts), averaging 7.9 points, 8.6 assists, 6.0 rebounds and 1.4 steals in 34.7 minutes per contest... Ranked third in the G League in assists per game (8.6) among players who appeared in at least 20 games.

REGULAR SEASON STATISTICS

YR	TEAM	GP	MIN	FIELD GOALS			FREE THROWS		REBOUNDS			AVERAGES							
				FGM-FGA	PCT	3FGM-3FGA	PCT.	FTM-FTA	PCT.	OR-DR	TOT	AST	STL	BS	TO	PTS	RPG	APG	PPG
11-12	DEN	22	179	13-31	.419	2-11	.182	8-11	.727	5-20	25	37	8	6	11	36	1.1	1.7	1.6
12-13	DEN	4	28	2-2	1.000	0-0	---	3-4	.750	2-1	3	2	1	0	2	7	0.8	0.5	1.8
13-14	TOR	21	120	7-17	.412	2-8	.250	2-3	.667	2-18	20	12	3	0	5	18	1.0	0.6	0.9
TOTALS		47	327	22-50	.440	4-19	.211	13-18	.722	9-39	48	51	21	6	18	61	1.02	1.09	1.30

Personal Fouls-DQ: 2011-12, 18-0; 2012-13, 4-0; 2013-14, 13-0 Totals: 35-0.

CHARLOTTE HORNETS PLAYERS

FRONT OFFICE

BBALL OPS

PLAYERS

16-17 REVIEW

HISTORY

RECORDS

PLAYOFFS

NBA

MISC.

2015-16 (ROYAL HALI GAZIANTEP)

Appeared in 37 games (14 starts), with Royal Hali Gaziantep of the Turkish Super League, owning averages of 5.2 points, 5.3 boards and 2.1 assists in 20.4 minutes per contest.

2014-15 (UMANI VENEZIA)

Appeared in 42 games (40 starts) for Umani Venezia of the Italian Serie A League, averaging 7.1 points, 7.6 rebounds, 4.1 rebounds and 1.1 steals in 27.4 minutes per game... Helped the squad to a 2015 Italian League Semifinals appearance... Earned 2014-15 All-Italian League Second Team honors... Named to the 2014-15 All-Italian League Defensive Team.

2013-14 (TORONTO)

Saw action in 21 games for the Raptors, averaging 0.9 points and 1.0 rebounds in 5.7 minutes per contest... Logged a season-high seven points, two rebounds and an assist vs. UTA on Nov. 11... Posted six points, three assists and a board at Los Angeles Lakers on Dec. 8... Totaled three points at Indiana on Nov. 8... Notched a bucket on Dec. 10 vs. San Antonio.

2012-13 (DENVER)

Played in four games for Denver, averaging 1.8 points in 7.0 minutes per contest... Logged a season-high five points, one rebound and one assist on March 23 vs. Sacramento... Logged five minutes, scoring two points vs. Utah on Jan. 5... On a G League assignment with the Iowa Energy, played in six games (one start), averaging 3.3 points, 3.8 rebounds and 3.0 assists in 17.0 minutes per contest.

2011-12 (DENVER)

Saw action in 22 games (two starts) with the Nuggets, owning averages of 1.7 points, 1.7 assists and 1.1 rebounds in 8.1 minutes per contest... Totaled a career-high nine points, seven assists, two steals and one rebound vs. San Antonio on Feb. 23... Had six points, five rebounds, two assists, two steals and a block at Sacramento on Jan. 25... Totaled six points, a rebound and a block vs. Los Angeles Clippers on Jan. 29... Logged five points, three boards, two assists and two blocks... Grabbed four boards, adding two points and a block vs. Houston on Feb. 6... Played in three games on assignment with the Idaho Stampede.

COLLEGE

Appeared in 138 career games at Texas-El Paso, averaging 5.8 points, 5.5 rebounds, 5.2 assists and 1.5 steals in 33.7 minutes per contest... Conference USA's All-time leading assist man (714)... As a senior in 2010-11, saw action in 35 games, averaging 8.5 points on 51.0 percent from the field, 7.5 rebounds, 5.3 assists and 1.5 steals in 36.5 minutes per game... Named to the 2010-11 All-Conference USA Second Team... Selected to the 2010-11 All-Conference USA Defensive Team... As a junior in 2009-10, appeared in 33 games and averaged 6.1 points, 5.5 assists, 5.1 boards and 1.6 steals... Named to the 2009-10 All-Conference USA Defensive Team... As a sophomore in 2008-09, played in 37 games, owning averages of 5.6 points, 6.4 assists, 5.1 boards and 1.4 steals as a sophomore... As a true freshman during 2007-08 season, played in 33 contests, with averages of 2.8 points, 4.1 rebounds, 3.5 assists and 11.6 steals.

PERSONAL

Born in Alexandria, Va... Son of David and Janet Stone... Attended Dos Pueblos High School in Goleta, Calif... Has three siblings – brother J.T. played football at West Texas A&M University and other brother, Jason, played collegiate football at San Diego State University.

PLAYOFF STATISTICS

YR	TEAM	GP	MIN	FIELD GOALS			FREE THROWS		REBOUNDS				AVERAGES						
				FGM-FGA	PCT	3FGM-3FGA	PCT	FTM-FTA	PCT	OR-DR	TOT	AST	STL	BS	TO	PTS	RPG	APG	PPG
11-12	DEN	2	5	1-2	.500	0-0	.000	0-0	.000	1-0	1	2	0	0	0	2	0.5	1.0	1.0
12-13	DEN	2	13	0-0	.000	0-0	.000	2-2	1.000	0-0	0	1	0	0	0	2	0.0	0.5	1.0
TOTALS		4	18	1-2	.500	0-0	.000	2-2	1.000	1-0	1	3	0	0	0	4	0.3	0.8	1.0

CAREER HIGHS

Minutes:	21	(2/23/12, Denver vs. San Antonio)
Field Goals:	3	(Two times, last: 12/8/13, Toronto vs. Los Angeles)
Field Goal Attempts:	6	(Two times; Last: 2/23/12, Denver vs. San Antonio)
Three-Point Field Goals:	1	(Four times; Last: 11/9/13, Toronto vs. Utah)
Three-Point Attempts:	3	(Two times, last: 2/23/12, Denver vs. San Antonio)
Free Throws:	4	(2/23/12, Denver vs. San Antonio)
Free Throw Attempts:	4	(three times, Last time: 3/23/13, Denver vs. Sacramento)
Offensive Rebounds:	2	(Three times, Last time: 1/5/13, Denver vs. Utah)
Defensive Rebounds:	5	(1/19/14, Toronto vs. Los Angeles)
Total Rebounds:	6	(1/19/14, Toronto vs. Los Angeles)
Assists:	7	(2/23/12, Denver vs. San Antonio)
Steals:	2	(Two times, Last time: 2/23/12, Denver vs. San Antonio)
Turnovers:	4	(1/25/12, Denver at Sacramento)
Blocked Shots:	2	(2/20/12, Denver vs. Minnesota)
Points:	9	(2/23/12, Denver vs. San Antonio)

PLAYERS



FRONT OFFICE

BBALL OPS

PLAYERS

16-17 REVIEW

HISTORY

RECORDS

PLAYOFFS

NBA

MISC.



POSITION: Guard

HT / WT: 6-1 / 184

BORN: 5/8/90

FROM: Connecticut/USA

YEARS PRO: 6

15

KEMBA
WALKER



FRONT OFFICE

BALL OPS

PLAYERS

16-17 REVIEW

HISTORY

RECORDS

PLAYOFFS

NBA

MISC.

PRO CAREER

Signed a multi-year extension with Charlotte on Oct. 30, 2014... Selected by Charlotte with the ninth overall pick in the 2011 NBA Draft... Has played in 443 career games (398 starts), averaging 18.4 points, 5.4 assists, 3.9 rebounds and 1.4 steals in 33.9 minutes per game... Has also seen action in 11 playoff games, averaging 21.5 points, 4.7 assists, 3.3 rebounds and 1.5 steals in 37.5 minutes per contest... Named a 2017 NBA All-Star, the seventh in Charlotte franchise history... Finished with seven points, three rebounds, six assists and a steal in 20 minutes on the floor in the game... Became the fourth Charlotte player to compete in the three-point contest at All-Star Weekend in 2017... Finished third in the contest, tallying 17 points in the final round and tying the best finish ever by a Hornets player (Scott Burrell – 1995 and Glen Rice – 1997)... Named Eastern Conference Player of the Week on five occasions (weeks ending Feb. 23, 2014, Jan. 11, 2015, Jan. 25, 2016, March 14, 2016 and March 5, 2017)... Played in the 2012 and 2013 BBVA Rising Stars Challenge at All-Star Weekend... Recorded a double-double in the 2012 contest, tallying 10 points, a game-high 10 assists, five rebounds and two steals in 25 minutes... In 2013, totaled eight points, eight assists, two steals, one rebound and one block in 20 minutes... Participated in the 2013 USA Basketball Men's National Team Mini-Camp.

2016-17 (CHARLOTTE)

Appeared in 79 games (all starts), averaging a career-high 23.2 points, 5.5 assists, 3.9 rebounds and 1.1 steals in 34.7 minutes per game... Named a 2017 NBA All-Star, the seventh in Charlotte franchise history... Finished with seven points, three rebounds, six assists and a steal in 20 minutes on the floor in the 2017 All-Star game... Became the fourth Charlotte player to compete in the three-point contest at All-Star Weekend in 2017... Finished third in the contest, tallying 17 points in the final round and tying the best finish ever by a Hornets player (Scott Burrell – 1995 and Glen Rice – 1997)... Led the team in points (1,830), assists (435), three-pointers (240) and steals (85)... Ranked 17th in the NBA and seventh in the Eastern Conference in scoring average (23.2)... Had the second best scoring average and second most total points in a single season in franchise history (1,830)... Had 55 games with 20-or-more points on the year, the second most in franchise history... Hit the sixth most threes in the NBA (240)... Scored a game-high 31 points, with three boards, eight assists and a steal vs. Denver on March 31... Logged a game-high 31 points, with four rebounds, nine assists and a block vs. Phoenix on March 26... Posted a game-high 33 points, with four rebounds, one assist, and one block at Miami on March 8... Notched a team-high 34 points, with two rebounds, two assists and a steal at L.A. Clippers on Feb. 26... Scored a game-high 34 points, with seven rebounds, six assists and two steals at Detroit on Feb. 23... Recorded 31 points, 10 rebounds, five assists, and a block at New York on Jan. 27... Scored a game-high 32 points, with four rebounds and eight assists vs. Toronto on Jan. 20... Notched a game-high 32 points, with seven rebounds and five assists at Detroit on Jan. 5... Grabbed nine rebounds, scoring 34 points, with four assists at Chicago on Jan. 2... Had a game-high 37 points, with five rebounds and five assists vs. Cleveland on Dec. 31... Posted a season-high 40 points, with 10 rebounds and six assists vs. Toronto on Nov. 11.

REGULAR SEASON STATISTICS

YR	TEAM	GP	MIN	FIELD GOALS			FREE THROWS		REBOUNDS			AVERAGES							
				FGM-FGA	PCT	3FGM-3FGA	PCT	FTM-FTA	PCT	OR-DR	TOT	AST	STL	BS	TO	PTS	RPG	APG	PPG
11-12	CHA	66	1792	281-767	.366	69-226	.305	168-213	.789	30-204	234	289	60	20	119	799	3.5	4.4	12.1
12-13	CHA	82	2859	526-1244	.423	107-332	.322	296-371	.798	60-223	283	471	160	31	200	1455	3.5	5.7	17.7
13-14	CHA	73	2614	449-1143	.393	109-327	.333	282-337	.837	39-267	306	447	86	32	169	1289	4.2	6.1	17.7
14-15	CHA	62	2119	378-981	.385	85-280	.304	234-283	.827	35-185	220	318	89	31	100	1075	3.5	5.1	17.3
15-16	CHA	81	2885	568-1331	.427	182-490	.371	371-438	.847	56-301	357	421	126	39	171	1689	4.4	5.2	20.9
16-17	CHA	79	2739	643-1449	.444	240-602	.399	304-359	.847	45-263	308	434	85	22	168	1830	3.9	5.5	23.2
TOTALS		443	15008	2845-6916	.411	792-2257	.351	1655-2001	.827	265-1443	1708	2381	606	174	928	8137	3.9	5.4	18.4

Personal Fouls-DQ: 2011-12, 79-0; 2012-13, 153-1; 2013-14, 128-1; 2014-15, 92-0; 2015-16, 111-0; 2016-17, 119-0 Totals: 682-2.

CHARLOTTE HORNETS PLAYERS

FRONT OFFICE	<p>2015-16 (CHARLOTTE)</p> <p>Appeared in 81 games (all starts), posting averages of 20.9 points, 4.4 rebounds, 5.2 assists and 1.6 steals in 35.6 minutes per contest... Garnered seven first-place votes (166 points overall) for the NBA's Most Improved Player award, ultimately finishing in second place... Recorded career-highs in points per game (20.9), field goal percentage (.427), three-point field goals (182), three-point field goal percentage (.371), free-throw percentage (.847), free-throws per game (4.6), rebounds per game (4.4), 20-point games (40) and 30-point games (13)... Named NBA Eastern Conference Player of Week on two occasions (weeks ending in March 13 and Jan. 26)... Was one of five players and only non-All-Star player in the NBA to have tallied at least 1,600 points, 400 assists, 300 rebounds, 100 threes and 100 steals during the season (Stephen Curry – GSW, James Harden – HOU, Kyle Lowry – TOR and Russell Westbrook – OKC)... Tallied a career single-season best 13 30-point performances, ranking fourth in the Eastern Conference... Led the NBA in scoring in late and close situations (last two minutes of the final quarter when the game is within four points) with 83 points... Logged three double-doubles on the season... Recorded eight games with 10-plus free throws made... Notched a Charlotte franchise-best and career-high 52 points, nine rebounds and seven assists in a double-overtime victory on Jan. 18 against Utah... Recorded 40 points, nine assists, seven rebounds and four steals on Jan. 22 at Orlando... Finished with 39 points, five assists, four boards, three blocks and two steals on Nov. 23 vs. Sacramento... Had 38 points, six rebounds, five assists and three steals vs. Los Angeles Lakers on Dec. 28... Registered 35 points, seven rebounds and seven assists on March 9 vs. New Orleans... Totaled 34 points, seven rebounds and six assists on March 7 vs. Minnesota... Posted 34 points, five rebounds and two assists on April 6 at New York... Tallied 33 points, 10 assists and two rebounds vs. Indiana on March 4... Grabbed a season-high 11 rebounds, adding 27 points and four assists on April 1 vs. Philadelphia.</p>
BBALL OPS	<p>2014-15 (CHARLOTTE)</p> <p>Played in 62 games with 58 starts... Averaged 17.3 points, 5.1 assists, 3.5 rebounds in 34.2 minutes... Ranked sixth in the NBA in assists per turnover (3.2), ranked 18th in steals per turnover (0.9), ranked 24th in assists, tied for 25th in scoring, tied for 25th in minutes and ranked 28th in steals... Scored in double figures 51 times, including 19 games of 20 points or more, five games of at least 30 points and one game of 40 points or more... Handed out double-figure assists four times and grabbed double-figure rebounds once... Recorded four double-doubles... Named Eastern Conference Player of the Week for the week ending Jan. 11... Scored at least 28 points in six consecutive games from Jan. 3-14, the longest streak in Charlotte NBA history... Recorded a career-best three straight games of 30 points or more from Jan. 3-7... Scored a career-high 42 points on a career-high 15 field goals on Dec. 27 against Orlando, including 35 in the second half, the most points by a player in a half in Charlotte NBA history... Scored 15 points and grabbed a career-high 12 rebounds on Nov. 21 against Orlando... Scored 26 points, including the game-tying three-pointer with 1.6 seconds left in regulation and the game-winning basket with 5.1 seconds left in overtime, in the season opener against Milwaukee as the Hornets recorded the largest comeback in Charlotte NBA history... Played a career-high 49 minutes on Dec. 29 against Milwaukee... Led or tied for the team lead in scoring 21 times, in assists 35 times, in steals 26 times, in blocks seven times and in rebounds once... Missed 20 games due to a left knee cyst that required surgery.</p>
16-17 REVIEW	<p>2013-14 (CHARLOTTE)</p> <p>Played in 73 games, starting all 73... Averaged a career-high-tying 17.7 points and career highs of 6.1 assists, 4.2 rebounds and 35.8 minutes... Tied for 13th in the NBA in assists, tied for 17th in minutes played, ranked 20th in assists per turnover (2.64), ranked 27th in free-throw percentage (.837) and ranked 31st in scoring... Scored in double figures 60 times, including 32 games of 20 points or more and five games of at least 30 points... Handed out double-figure assists nine times and grabbed double-figure rebounds once... Recorded nine double-doubles and one triple-double... Named Eastern Conference Player of the Week for the week ending Feb. 23... Scored in double figures in a career-best 22 straight games from Nov. 20-Jan. 1... Scored 20 points or more in a career-best six straight games from Dec. 14-23... Also scored 20 points or more in five straight games from March 22-31... Scored 25 points or more in three straight games from Jan. 11-15, tying the longest streak of his career... Posted his second career triple-double with 13 points, 10 assists and a career-high-tying 10 rebounds on April 4 against Orlando... Scored a season-high 34 points on Dec. 20 at Detroit... Scored 24 points and handed out a career-high 16 assists on Feb. 19 against Detroit... Fell one assist shy of a triple-double with 25 points, 10 assists and nine rebounds on Dec. 23 against Milwaukee... Had a career-high four blocks on Dec. 11 against Orlando... Led or tied for the team lead in scoring 25 times, in assists 52 times, in steals 28 times, in blocks 12 times and in rebounds twice... Missed the first game of his NBA career on Jan. 20 due to a left ankle sprain, snapping his consecutive games played streak at 190... Saw action in four playoff games, averaging 19.5 points, 6.0 assists, 3.8 rebounds and 2.0 steals in 38.3 minutes... Scored in double figures in all four games, tallying a pair of games with 20 points or more.</p>
HISTORY	<p>2012-13 (CHARLOTTE)</p> <p>Started all 82 games... Averaged career highs of 17.7 points, 5.7 assists and 2.0 steals along with 3.5 rebounds in 34.9 minutes... Ranked fifth in the NBA in steals, 20th in steals per turnover (0.8), tied for 21st in scoring and 25th in assists... Scored in double figures 74 times, including 30 games of 20 points or more and four games of 30 points or more... Handed out 10 or more assists five times... Recorded five double-doubles... For the second straight season, was the team's only player to play in every game... Led or tied for the team lead in scoring 33 times, in rebounds three times, in assists 65 times, in steals 46 times and in blocks seven times... Recorded four double-figure scoring streaks of at least 10 games, including a pair of career-long 18-game streaks from Dec. 29-Feb. 4 and March 3-April 5... Scored a career-high 35 points on Jan. 21 against Houston... Scored 34 points on a career-high 13 field goal on March 27 against Orlando... Scored 23 points and handed out a career-high 13 assists on Apr. 15 against New York... Had a career-high and franchise-record-tying eight steals on Nov. 10 against Dallas... Played in the 2013 BBVA Rising Stars Challenge at All-Star Weekend, posting eight points, eight assists, two steals, one rebound and one block in 20 minutes.</p>
RECORDS	<p>2011-12 (CHARLOTTE)</p> <p>Appeared in all 66 games as a rookie, with 25 starts... Averaged 12.2 points, 3.5 rebounds, 4.4 assists and 0.9 steals in 27.2 minutes... Ranked 29th in the NBA in assists... Ranked third among NBA rookies in assists, fifth in scoring, seventh in free-throw percentage (.789), seventh in minutes played, ninth in steals and tied for 19th in rebounding... Was the team's only player to see action in every game... Recorded the only triple-double by a rookie on the season with 20 points, 11 assists and 10 rebounds on Jan. 28 vs. Washington... Scored in double figures 44 times, including nine games of 20 or more... Recorded double-figure assists two times and double-figure rebounding once... Led the team in scoring nine times, in rebounds four times,</p>
PLAYOFFS	
NBA	
MISC.	

COLLEGE

Played three seasons at the University of Connecticut, averaging 16.1 points, 4.4 rebounds, 4.1 assists and 1.7 steals in 111 career games... Led the Huskies to the 2011 NCAA Championship and earned Final Four Most Outstanding Player honors after averaging 23.5 points, 6.0 rebounds and 5.6 assists in six NCAA Tournament Games... As a junior in 2010-11, earned Consensus First Team All-America honors after averaging 23.5 points, 5.4 rebounds, 4.5 assists and 1.9 steals in 37.6 minutes in 41 games played... Received the Bob Cousy Award as the nation's top point guard... Was one of only two players in the nation to average at least 20 points, five rebounds and four assists... Named First Team All-Big East... Named Big East Tournament Most Outstanding Player after setting a new tournament record with 130 points in five games... Set UConn single-season records with 965 points, 316 field goals, 258 free throws and 1,543 minutes played... Ranked fourth nationally and second in the Big East in scoring... Led the Big East in minutes played, ranked third in steals, ranked eighth in assists and ranked ninth in both free-throw percentage and assist-to-turnover ratio... Scored in double figures in 40 of 41 games, tallying 20 points or more 27 times, including a school-record 11 games of 30 points or more... Scored a career-high 42 points on Nov. 17 against Vermont, tying an XL Center record... Recorded his first career triple-double with 24 points, a career-high 13 rebounds and 10 assists on Dec. 3 against UMBC... As a sophomore in 2009-10, averaged 14.6 points, 5.1 assists, 4.3 rebounds and 2.1 steals in 35.3 minutes per game... Named Third Team All-Big East and to the NIT All-Tournament Team... Led the Big East in steals, ranked second in assists and ranked seventh in minutes played... Scored in double figures in 27 of 34 games, including five games with 20 points or more, and tallied three double-doubles... As a freshman in 2008-09, averaged 8.9 points, 3.5 rebounds, 2.9 assists and 1.1 steals in 25.2 minutes per game... Named to the Big East All-Rookie Team... Scored in double figures 11 times, including four games of 20 points or more... Named to the West Region All-Tournament Team during the NCAA Tournament after scoring a game-high 23 points in the Elite Eight win over Missouri.

PERSONAL

Full name is Kemba Hudley Walker... The son of Paul and Andrea Walker... Has three siblings, Sharifa Nesbitt, Akil Nesbitt and Keya Edwards... Majored in sociology at the University of Connecticut... During the summer of 2010, was one of 10 collegiate athletes named to the USA Select Team that trained with the U.S. National Team from August 10-13 in preparation for the 2010 FIBA World Championships.

PLAYOFF STATISTICS

YR	TEAM	GP	MIN	FIELD GOALS			FREE THROWS		REBOUNDS			AVERAGES							
				FGM-FGA	PCT	3FGM-3FGA	PCT	FTM-FTA	PCT	OR-DR	TOT	AST	STL	BS	TO	PTS	RPG	APG	PPG
13-14	CHA	4	153	26-55	.473	12-24	.500	14-18	.778	1-14	15	24	8	3	15	78	3.8	6.0	19.5
15-16	CHA	7	260	56-153	.366	14-43	.326	33-35	.943	3-18	21	28	9	4	12	159	3.0	4.0	22.7
TOTALS		11	413	82-208	.394	26-67	.388	47-53	.887	4-32	36	52	17	7	27	237	3.3	4.7	21.5

CAREER HIGHS

Minutes:	48	(Two times, last: 12/29/14, Charlotte vs. Milwaukee)
Field Goals:	16	(Two times, last: 1/18/16, Charlotte vs. Utah)
Field Goal Attempts:	34	(1/18/16, Charlotte vs. Utah)
Three-Point Field Goals:	7	(Two times, last: 11/11/16, Charlotte vs. Toronto)
Three-Point Attempts:	12	(Two times, last: 3/29/16, Charlotte at Philadelphia)
Free Throws:	14	(1/18/16, Charlotte vs. Utah)
Free Throw Attempts:	16	(3/9/16, Charlotte vs. New Orleans)
Offensive Rebounds:	5	(12/20/16, Charlotte vs. Los Angeles Lakers)
Defensive Rebounds:	10	(11/21/14, Charlotte vs. Orlando)
Total Rebounds:	12	(11/21/14, Charlotte vs. Orlando)
Assists:	16	(2/19/14, Charlotte vs. Detroit)
Steals:	8	(11/10/12, Charlotte vs. Dallas)
Turnovers:	7	(4/20/12, Charlotte vs. Memphis)
Blocked Shots:	4	(Two times, last: 12/29/14, Charlotte vs. Milwaukee)
Points:	52	(1/18/16, Charlotte vs. Utah)

FRONT OFFICE

BALL OPS

PLAYERS

16-17 REVIEW

HISTORY

RECORDS

PLAYOFFS

NBA

MISC.



POSITION: Forward

HT / WT: 6-9 / 237

BORN: 6/19/86

FROM: North Carolina/USA

YEARS PRO: 12



MARVIN
WILLIAMS

PLAYERS



PRO CAREER

Re-signed with Charlotte to a multi-year deal on July 10, 2016... Signed with Charlotte as a free agent on July 21, 2014... Has played in 861 career NBA games, including 674 starts, for Atlanta, Utah and Charlotte... Has career averages of 10.6 points, 5.3 rebounds and 1.3 assists in 28.9 minutes... Named to 2005-06 NBA All-Rookie Second Team... Initially selected with the second overall pick in the 2005 NBA Draft by Atlanta... Traded by Atlanta to Utah on July 11, 2012 in exchange for Devin Harris... Has seen action in 49 career playoff games (34 starts), with Atlanta and Charlotte, averaging 7.0 points and 4.2 rebounds in 25.1 minutes per game.

2016-17 (CHARLOTTE)

Played in 76 games (all starts), posting averages of 11.2 points, 6.6 rebounds and 1.4 assists in 30.2 minutes per game... Tallied a career-high 11 double-doubles... Had 16 games of 10-plus rebounds... Notched nine games of 20-plus points... Had 100-plus threes in back-to-back seasons for first time in his career (16-17, 124 – 15-16, 142)... Posted 18 points, 12 rebounds, one assist and one steal at Toronto on March 29... Matched a career-high five made threes, scoring 21 points, with seven boards vs. Phoenix on March 26... Posted 27 points, 10 rebounds, three assists, one steal and one block vs. New Orleans on March 11... Had a career-high 18 boards, with a career-high-tying seven assists, scoring 12 vs. Orlando on March 10... Grabbed a team-high 12 boards, scoring 14 with three assists and two blocks at Denver on March 4... Totaled 19 points, four rebounds, one steal and one block at Phoenix on March 2... Recorded 16 points, 12 rebounds, one assist, three steals and a block at Utah on Feb. 4... Scored a season-high 21 points, with four rebounds at Boston on Jan. 16... Had 19 points, with seven rebounds, two assists and a block at Detroit on Jan. 5... Had a then season-high-tying 19 points, with six rebounds, two assists and a steal at Atlanta on Dec. 17... Grabbed a career-high-tying 18 rebounds against Chicago on March 13.

REGULAR SEASON STATISTICS

YR	TEAM	GP	MIN	FIELD GOALS			FREE THROWS		REBOUNDS			AVERAGES							
				FGM-FGA	PCT	3FGM-3FGA	PCT	FTM-FTA	PCT	OR-DR	TOT	AST	STL	BS	TO	PTS	RPG	APG	PPG
05-06	ATL	79	1952	235-531	.443	13-53	.245	189-253	.747	122-261	383	63	48	24	83	672	4.8	0.8	8.5
06-07	ATL	64	2179	306-706	.433	11-45	.244	216-265	.815	84-253	337	121	52	30	127	839	5.3	1.9	13.1
07-08	ATL	80	2765	424-918	.462	1-10	.100	336-409	.822	119-338	457	137	81	33	127	1185	5.7	1.7	14.8
08-09	ATL	61	2093	285-622	.458	55-155	.355	220-273	.806	110-272	382	81	57	39	70	845	6.3	1.3	13.9
09-10	ATL	81	2468	302-664	.455	40-132	.303	176-215	.819	106-310	416	93	66	46	72	820	5.1	1.1	10.1
10-11	ATL	65	1865	246-537	.458	37-110	.336	147-174	.845	68-245	313	88	34	23	62	676	4.8	1.4	10.4
11-12	ATL	57	1500	203-470	.432	58-149	.389	115-146	.788	76-218	294	71	47	18	39	579	5.2	1.2	10.2
12-13	UTA	73	1727	199-470	.423	54-166	.325	77-99	.778	55-208	263	77	37	38	60	529	3.6	1.1	7.2
13-14	UTA	66	1674	231-526	.439	84-234	.359	57-73	.781	82-252	334	78	54	31	53	603	5.1	1.2	9.1
14-15	CHA	78	2035	210-495	.424	95-265	.358	62-87	.713	58-328	386	100	69	36	60	577	4.9	1.3	7.4
15-16	CHA	81	2338	338-747	.452	152-378	.402	120-144	.833	127-394	521	110	58	77	62	948	6.4	1.4	11.7
16-17	CHA	76	2295	297-704	.422	124-354	.350	131-150	.873	89-411	500	106	58	53	60	849	6.6	1.4	11.2
TOTALS		861	24891	3276-7390	.443	724-2051	.353	1846-2288	.807	1097-3487	4584	1125	661	448	875	9122	5.3	1.3	10.6

Personal Fouls-DQ: 2005-06, 227-1; 2006-07, 191-2; 2007-08, 225-3; 2008-09, 127-0; 2009-10, 160-0; 2010-2011, 104-0; 2011-12, 84-0; 2012-13, 98-0; 2013-14, 151-3; 2014-15, 146-0; 2015-16, 133-2; 2016-17, 134-0. Totals: 1780-11

FRONT OFFICE

BALL OPS

PLAYERS

16-17 REVIEW

HISTORY

RECORDS

PLAYOFFS

NBA

MISC.

CHARLOTTE HORNETS PLAYERS

FRONT OFFICE

BBALL OPS

PLAYERS

16-17 REVIEW

HISTORY

RECORDS

PLAYOFFS

NBA

MISC.

2015-16 (CHARLOTTE)

Played in 81 games (all starts), posting averages of 11.7 points, 6.4 rebounds, 1.4 assists and 1.0 blocks in 28.9 minutes per game... Connected on 152 three-pointers and pulled down 521 total rebounds in 2015-16, one of only five NBA players who totaled at least 500 boards and hit 150 threes (Kevin Durant – OKC, Paul George – IND, James Harden – HOU and Kevin Love – CLE)... Among those players, had the highest three-point percentage (.402)... Became the first player in Charlotte NBA history to grab 500-or-more boards and hit 150 threes in a season... Tallied a career-high 10 double-doubles... Had 16 games with 10-or-more rebounds... Posted 46 games of double-digit scoring, including nine games of 20-or-more points... Averaged .402 percent from beyond-the-arc on 1.9 three-point field goals made per game, sinking 152 total three-point baskets, all career-highs... He shot .504 from the field, marking a career-high... Recorded career-highs in rebounds per game (6.4), total rebounds (521), blocks per game (1.0), and total blocks (77)... Registered a season-high 27 points on 12-17 from the field, four rebounds and two assists on Feb. 5 vs. Miami... Finished with 26 points, 13 rebounds and two blocks on Feb. 26 at Indiana... Tallied 26 points, nine boards and two assists vs. Orlando on March 16... Notched 25 points, four rebounds and two steals on March 12 vs. Houston... Grabbed a season-best 14 points, scoring 11 points on Jan. 22 at Orlando... Tallied 22 points, six rebounds and three assists on April 3 against Cleveland... Recorded 19 points, 12 rebounds and three blocks on Jan. 31 at Los Angeles Lakers.

2014-15 (CHARLOTTE)

Played in 78 games (37 starts) for the Hornets... Averaged 7.4 points, 4.9 rebounds, 1.3 assists in 26.1 minutes... Made a career-high 95 three-point field goals, shooting .358 from behind the three-point line (95-265)... Scored in double figures 21 times... Grabbed double-figure rebounds five times... Recorded one double-double... Had 10 points and 11 rebounds on March 17 at the Clippers... Scored a season-high 19 points on Oct. 29 against Milwaukee... Grabbed a season-high 14 rebounds on Dec. 29 against Milwaukee... Tied a career high with four steals on two occasions, Jan. 7 against New Orleans and Jan. 10 at New York... Led or tied for the team lead in scoring once, in rebounding five times, in assists three times, in steals 19 times and in blocks nine times... Missed four games due to injury

2013-14 (UTAH)

Appeared in 66 games (50 starts) for the Jazz... Averaged 9.1 points, 5.1 rebounds and 1.2 assists in 25.4 minutes... Made a career-high 84 three-point field goals and posted second-best three-point percentage of his career (.359)... Scored in double figures 26 times, including three games with 20 points or more... Grabbed double-figure rebounds five times... Recorded three double-doubles... Scored a season-high 23 points on Feb. 3 against Toronto... Hit five three-pointers in back-to-back games on Feb. 7 at Dallas and Feb. 8 against Miami, tallying 21 points at Dallas and a season-high-tying 23 points against Miami... Scored 13 points and grabbed a season-high 14 rebounds on Feb. 12 against Philadelphia.

2012-13 (UTAH)

Appeared in 73 games (51 starts) for the Jazz... Averaged 7.2 points, 3.6 rebounds and 1.1 assists in 23.7 minutes... Scored in double figures 22 times, including two games with 20 points or more... Grabbed double-figure rebounds two times... Recorded two double-doubles... Scored a season-high 21 points on Oct. 31 against Dallas... Scored 20 points on Nov. 23 against Sacramento... Tallied 11 points and 10 rebounds on Dec. 18 at Brooklyn... Had 14 points and 10 rebounds on March 8 at Chicago.

2011-12 (ATLANTA)

Appeared in 57 games (37 starts) for the Hawks, averaging 10.2 points, 5.2 rebounds and 1.2 assists in 26.3 minutes... Scored in double figures 32 times, including two games with 20 points or more... Shot a career-high .380 from beyond the three-point line... Recorded two double-doubles... Led the team in scoring once and rebounds twice... Scored a season-high 29 points and grabbed 11 rebounds on April 22 against New York... Scored 22 points, including a career-high five three-point field goals, and grabbed eight rebounds on Jan. 27 at Detroit... Scored 11 points and grabbed a season-high 12 rebounds on Feb. 29 against Golden State... Appeared in six playoff games, averaging 7.8 points and 5.5 rebounds in 24.2 minutes.

2010-11 (ATLANTA)

Appeared in 65 games (52 starts) for the Hawks, averaging 10.4 points, 4.8 rebounds and 1.4 assists in 28.7 minutes... Scored in double figures 33 times, including four games with 20 points or more and one game with 30 points or more... Grabbed double-figure rebounds three times... Recorded three double-doubles... Scored a season-high 31 points on March 27 at Cleveland... Scored 26 points on Dec. 16 at Boston... Tallied 17 points and a season-high 12 rebounds on Nov. 28 at Toronto... Scored 15 points and grabbed a season-high-tying 12 rebounds on Feb. 5 at Washington... Saw action in 12 playoff games, averaging 4.8 points and 2.3 rebounds.

2009-10 (ATLANTA)

Appeared in a career-high 81 games (all starts) for the Hawks, averaging 10.1 points, 5.1 rebounds and 1.1 assists in 30.4 minutes... Scored in double figures 40 times, including four games of 20 points or more... Grabbed double-figure rebounds four times... Recorded three double-doubles... Scored a season-high 29 points and grabbed nine rebounds on Nov. 20 against Houston... Tallied 26 points and nine rebounds on March 21 against San Antonio... Grabbed a career-high 15 rebounds on Dec. 5 at Dallas... Had 12 points and 14 rebounds on March 5 against Golden State and again on March 19 against Charlotte... Played in 11 playoff games, averaging 8.4 points and 5.7 rebounds in 31.4 minutes... Scored a playoff career-high 22 points on April 28 against Milwaukee.

2008-09 (ATLANTA)

Appeared in 61 games (59 starts) for the Hawks, averaging 13.9 points, 6.3 rebounds and 1.3 assists in 34.3 minutes... Scored in double figures 36 times, including nine games of 20 points or more and one game of 30 points or more... Grabbed double-figure rebounds seven times... Recorded six double-doubles... Made 55 three-point field goals after making just 25 in his first three seasons combined... Scored a season-high 31 points on Feb. 25 at Denver... Tallied 21 points and a season-high 14 rebounds on Nov. 19 against Washington... Scored 23 points and grabbed 10 rebounds on Feb. 4 at Minnesota... Played in six playoff games, averaging 5.0 points and 1.5 rebounds in 16.2 minutes.

2007-08 (ATLANTA)

Played in 80 games (all starts) for the Hawks, averaging 14.8 points, 5.7 rebounds, 1.7 assists and 1.0 steals in 34.6 minutes... Scored in double figures 67 times, including 17 games of 20 points or more and one game of 30 points or more... Grabbed double-figure rebounds seven times... Recorded seven double-doubles... Scored a career-high 33 points on Jan. 25 at Seattle... Scored 27 points and grabbed 11 rebounds on March 30 against New York... Tallied 20 points and 12 rebounds on Nov. 7 against Phoenix and again on Nov. 11 against Washington... Had 10 points and a season-high 14 rebounds on Feb. 22 at Golden State... Saw action in seven playoff games, averaging 11.4 points and 4.0 rebounds in 28.4 minutes.

2006-07 (ATLANTA)

Played in 64 games (63 starts) for the Hawks, averaging 13.1 points, 5.3 rebounds and 1.9 assists in 34.0 minutes... Scored in double figures 31 times, including 13 games of 20 points or more... Grabbed double-figure rebounds five times... Recorded four double-doubles... Scored a season-high 24 points on Jan. 5 at Toronto... Matched season high with 24 points on April 13 against Washington... Tallied 16 points and a season-high 12 rebounds on March 21 against Miami... Had 23 points and 10 rebounds on Feb. 25 against Phoenix.

2005-06 (ATLANTA)

Played in 79 games (seven starts) as a rookie for the Hawks, averaging 8.5 points and 4.8 rebounds in 24.7 minutes... Named to the All-Rookie Second Team... Scored in double figures 30 times, including three games of 20 points or more... Grabbed double-figure rebounds five times... Recorded four double-doubles... Scoring average increased each month of the season... Scored a season-high 26 points on Dec. 20 at Miami... Scored 22 points on April 14 against Charlotte... Tallied 17 points and a season-high 11 rebounds on Dec. 4 at Phoenix... Had 19 points and 10 rebounds on April 15 at Milwaukee.

COLLEGE

Played one season at the University of North Carolina, helping the Tar Heels to the 2004-05 NCAA Championship... Named USBWA National Freshman of the Year and ACC Rookie of the Year... Averaged 11.3 points and 6.6 rebounds in 22.2 minutes, while shooting .506 from the field (125-247) and .847 from the free-throw line (138-163)... Ranked fourth in the ACC in free-throw percentage, fifth in free throws made, fifth in total rebounds and 10th in rebounding average.

PERSONAL

Son of Andrea Gittens and Marvin Williams Sr. ... Born and raised in Bremerton, Washington, outside of Seattle... Has two brothers, Demetrius and J'Tonn... Completed his degree at the University of North Carolina in the summer of 2014... Traveled to Senegal in 2010 as part of the NBA's Basketball Without Borders program... Served on the Special Olympics Georgia Honorary Board, and was a spokesperson for the organization's "r-Word" campaign... Appeared on the cover of 2K Sports "College Hoops" basketball video game in 2005... Is a fan of the Seattle Mariners and Seattle Seahawks.

PLAYOFF STATISTICS

YR	TEAM	GP	MIN	FIELD GOALS			FREE THROWS		REBOUNDS			AVERAGES							
				FGM-FGA	PCT	3FGM-3FGA	PCT.	FTM-FTA	PCT.	OR-DR	TOT	AST	STL	BS	TO	PTS	RPG	APG	PPG
07-08	ATL	7	199	24-58	.414	0-0	----	32-36	.889	11-17	28	5	2	3	13	80	4.0	0.7	11.4
08-09	ATL	6	97	10-29	.345	1-6	.167	9-13	.692	3-6	9	6	5	2	6	30	1.5	1.0	5.0
09-10	ATL	11	345	31-79	.392	1-2	.500	29-32	.906	23-40	63	8	6	5	5	92	5.7	0.7	8.4
10-11	ATL	12	216	22-56	.393	3-11	.273	10-13	.769	10-17	27	6	9	7	12	57	2.3	0.5	4.8
11-12	ATL	6	145	16-45	.356	8-16	.500	7-9	.778	5-28	33	5	3	2	3	47	5.5	0.8	7.8
15-16	CHA	7	228	14-51	.275	6-17	.353	2-4	.500	7-41	6	6	3	2	36	47	6.9	0.9	7.8
TOTALS		49	1230	117-318	.386	19-52	.365	89-107	.832	59-149	208	36	31	22	41	342	4.2	0.7	7.0

Personal Fouls-DQ: 2007-08, 21-0; 2008-09, 8-0; 2009-10, 20-0; 2010-11, 18-0; 2011-12, 9-0; 2015-16, 11-0 Totals: 87-0.

CAREER HIGHS

Minutes:	51	(4/8/07, Atlanta at Philadelphia)
Field Goals:	13	(11/20/09, Atlanta vs. Houston)
Field Goal Attempts:	21	(3/16/16, Charlotte vs. Orlando)
Three-Point Field Goals:	5	(Nine times, Last: 3/26/17, Charlotte vs. Phoenix)
Three-Point Attempts:	10	(Two times, Last: 11/11/16, Charlotte vs. Toronto)
Free Throws:	18	(2/6/09, Atlanta at Charlotte)
Free Throw Attempts:	20	(2/6/09, Atlanta at Charlotte)
Offensive Rebounds:	9	(3/5/10, Atlanta vs. Golden State)
Defensive Rebounds:	16	(3/10/17, Charlotte vs. Orlando)
Total Rebounds:	18	(Two times, Last: 3/13/17 Charlotte vs. Chicago)
Assists:	7	(1/12/07, Atlanta vs. Detroit)
Steals:	4	(Seven times, Last time: 3/31/17, Charlotte vs. Denver)
Turnovers:	6	(Two times, last: 2/25/11, Atlanta at Golden State)
Blocked Shots:	4	(Two times, last: 1/13/10, Atlanta vs. Washington)
Points:	33	(1/25/08, Atlanta at Seattle)

FRONT OFFICE

BALL OPS

PLAYERS

16-77 REVIEW

HISTORY

RECORDS

PLAYOFFS

NBA

MISC.



POSITION: Forward/Center

HT / WT: 7-0 / 240

BORN: 10/5/92

FROM: Indiana/USA

YEARS PRO: 4

40

CODY
ZELLER



PRO CAREER

Selected by Charlotte with the fourth overall pick in the 2013 NBA Draft... Has played in 279 career NBA games (166 starts)... Has career-averages of 8.0 points, 5.6 rebounds and 1.3 assists in 22.9 minutes per game... Participated in the 2015 BBVA Compass Rising Stars Challenge at All-Star Weekend, starting for the USA team and scoring 12 points on 6-7 shooting, while grabbing four rebounds in 20 minutes... Named to the All-Rookie Second Team after the 2013-14 season... Has seen action in 11 playoff games, averaging 6.1 points and 4.2 rebounds in 17.3 minutes per game.

2016-17 (CHARLOTTE)

Played in 62 games (58 starts)... Posted career-high averages of 10.3 points, 6.5 rebounds and 1.6 assist in 27.8 minutes per game... Tallied 34 games in double-figure scoring, a career best... Had a team-best +206 +/- rating, which also marked a career-high and ranked ninth among NBA centers on the season... Pulled in 10-plus rebounds in nine contests... Swiped a season-high-tying four steals, with 16 points and seven boards vs. Phoenix on March 26... Logged 15 points, 11 rebounds, three assists and two blocks vs. Cleveland on March 24... Had 15 points, six rebounds, two assists and three steals at Orlando on March 22... Notched 13 points, 11 rebounds, two assists and two steals vs. Indiana on March 6... Posted 16 points, 10 rebounds, one assist, two steals and one block at Philadelphia on Jan. 13... Grabbed a season-high 11 rebounds, with 16 points, one assist and one steal at Atlanta on Dec. 17... Notched 18 points, two rebounds, one assist and two blocks at Washington on Dec. 14... Notched 17 points, nine rebounds, two assists and two steals at Cleveland on Dec. 10... Matched a career-high with 23 points, adding three rebounds and three blocks vs. Atlanta on Nov. 18... Notched 13 points, adding five rebounds vs. Indiana on Nov. 7... Recorded 13 points, a rebound and a blocked shot vs. Philadelphia on Nov. 2... Recorded 15 points, three rebounds, an assist and two blocks at Milwaukee on Oct. 26.

REGULAR SEASON STATISTICS

YR	TEAM	GP	MIN	FIELD GOALS			FREE THROWS		REBOUNDS				AVERAGES						
				FGM-FGA	PCT	3FGM-3FGA	PCT	FTM-FTA	PCT	OR-DR	TOT	AST	STL	BS	TO	PTS	RPG	APG	PPG
13-14	CHA	82	1417	172-404	.426	0-1	.000	146-200	.730	118-235	353	92	40	12	87	490	4.3	1.1	6.0
14-15	CHA	62	1487	172-373	.461	1-1	1.000	127-164	.774	97-265	362	100	34	49	62	472	5.8	1.6	7.6
15-16	CHA	73	1774	231-437	.529	1-10	.100	175-232	.754	138-317	455	71	57	63	68	638	6.2	0.3	8.4
16-17	CHA	62	1725	235-443	.571	0-1	.000	133-196	.679	135-270	405	99	62	58	65	639	6.5	1.6	10.3
TOTALS		279	6402	828-1657	.500	2-13	.154	581-792	.734	488-1087	1575	362	193	211	282	2239	5.6	1.3	8.0

Personal Fouls-DQ: 2013-14, 170-0; 2014-15, 156-0; 2015-16, 204-4; 2016-17, 189-2 Totals: 719-6.

FRONT OFFICE

BALL OPS

PLAYERS

16-17 REVIEW

HISTORY

RECORDS

PLAYOFFS

NBA

MISC.

CHARLOTTE HORNETS PLAYERS

- FRONT OFFICE
- BBALL OPS
- PLAYERS
- 16-17 REVIEW
- HISTORY
- RECORDS
- PLAYOFFS
- NBA
- MISC.

2015-16 (CHARLOTTE)

Played in 73 games (60 starts)... Posted averages of 8.7 points, 6.2 rebounds and 1.0 assist in 24.3 minutes per game... Led the team in total dunks (79), a number that was also tied for 25th in the NBA... Recorded a career-high five double-doubles, marking more than his first two NBA seasons combined (3)... Tallied 28 games of double-digit scoring, and two games of 20-or-more points, including a career-high 23 points on Feb. 19 against Milwaukee... Posted 11 games of 10-or-more rebounds... Marked career-highs in points per game (8.7), total points (638), rebounds per game (6.2), total rebounds (455), steals per game (0.8), total steals (57), blocks per game (0.9) and total blocks (63)... He shot .529 from the field on 231-437, both standing as career-highs... Finished with a season-high 23 points, eight rebounds and two assists on Feb. 19 at Milwaukee... Totaled 20 points, six rebounds and two blocks on Dec. 7 vs. Detroit... Tallied 19 points, 10 boards and three blocks on Jan. 13 vs. Atlanta... Grabbed a season-best 14 boards, adding six points and three assists on March 21 against San Antonio... Logged 18 points, 11 rebounds and two blocks on March 29 at Philadelphia... Recorded 17 points, eight rebounds and two assists on Dec. 5 at Chicago... Had 16 points, eight boards and two assists on Dec. 28 vs. the Lakers.

2014-15 (CHARLOTTE)

Appeared in all 82 games as a rookie, starting three... Named to the All-Rookie Second Team... The only Bobcats player to play all 82 games... Averaged 6.0 points, 4.3 rebounds and 1.1 assists in 17.3 minutes... Shot .426 from the field (172-404) and .730 from the free-throw line (146-200)... Ranked sixth among NBA rookies in field goal percentage, tied for sixth in rebounding, ranked seventh in free-throw percentage, tied for 13th in scoring and ranked 16th in assists... Scored in double figures 15 times and grabbed double-figure rebounds once... Tallied one double-double with 12 points and a career-high 11 rebounds in a career-high 37 minutes on April 5 at Cleveland... Scored a career-high 15 points and grabbed eight rebounds on March 31 against Washington... Scored in double figures in four straight games from Feb. 28-March 5... Averaged 8.0 points on .518 shooting (71-137) with 11 double-figure scoring games over the season's final 27 contests, compared to 5.0 points on .378 shooting (101-267) with four double-figure scoring games in the season's first 55 contests... Led or tied for the team lead in rebounding five times, in steals 13 times and in blocks eight times... Saw action in four playoff games, averaging 2.0 points and 2.3 rebounds in 13.3 minutes.

2013-14 (CHARLOTTE)

Appeared in all 82 games as a rookie, starting three... Named to the All-Rookie Second Team... The only Bobcats player to play all 82 games... Averaged 6.0 points, 4.3 rebounds and 1.1 assists in 17.3 minutes... Shot .426 from the field (172-404) and .730 from the free-throw line (146-200)... Ranked sixth among NBA rookies in field goal percentage, tied for sixth in rebounding, ranked seventh in free-throw percentage, tied for 13th in scoring and ranked 16th in assists... Scored in double figures 15 times and grabbed double-figure rebounds once... Tallied one double-double with 12 points and a career-high 11 rebounds in a career-high 37 minutes on April 5 at Cleveland... Scored a career-high 15 points and grabbed eight rebounds on March 31 against Washington... Scored in double figures in four straight games from Feb. 28-March 5... Averaged 8.0 points on .518 shooting (71-137) with 11 double-figure scoring games over the season's final 27 contests, compared to 5.0 points on .378 shooting (101-267) with four double-figure scoring games in the season's first 55 contests... Led or tied for the team lead in rebounding five times, in steals 13 times and in blocks eight times... Saw action in four playoff games, averaging 2.0 points and 2.3 rebounds in 13.3 minutes.

COLLEGE

Played in 72 games over two seasons at Indiana, averaging 16.1 points, 7.3 rebounds, 1.3 assists, 1.2 steals and 1.2 blocks in 29.0 minutes... Indiana's career leader in field goal percentage (.591)... Named First Team All-Big Ten and Second Team AP All-American as a sophomore... Also named to the John R. Wooden All-America Team, as well as First Team All-American by Basketball Times and Sports Illustrated and Second Team All-American by the USBWA and NABC... Led the Big Ten in free throws and free throw attempts, ranked second in total rebounds, offensive rebounds and defensive rebounds, fourth in scoring and field goals, fifth in field goal percentage and seventh in blocks... Earned Capital One First Team Academic All-American and Academic All-Big Ten honors... As a freshman, named Big Ten Freshman of the Year and earned consensus Freshman All-America honors... Also named Honorable Mention AP All-American... Shot .623 from the field as a freshman, ranking first in the Big Ten, fourth in the nation and second all-time at Indiana... Also ranked second in the conference in free throws and free throw attempts, third in offensive rebounds, fifth in blocks, sixth in total rebounds, seventh in field goals and steals, eighth in scoring and ninth in defensive rebounds.

PERSONAL

Full name is Cody Allen Zeller... The son of Steve and Lorri Zeller... Oldest brother Luke played at Notre Dame and spent part of the 2012-13 season with the Phoenix Suns... Older brother Tyler played collegiately at North Carolina and currently plays for the Boston Celtics... Uncle Al Eberhard played four seasons in the NBA for the Detroit Pistons... Mother Lorri was inducted into the Athletic Hall of Fame at Coe College in Iowa in the summer of 2014 for her achievements in both basketball and softball.

PLAYOFF STATISTICS

YR	TEAM	GP	MIN	FIELD GOALS			FREE THROWS		REBOUNDS			AVERAGES							
				FGM-FGA	PCT	3FGM-3FGA	PCT	FIM-FTA	PCT	OR-DR	TOT	AST	STL	BS	TO	PTS	RPG	APG	PPG
13-14	CHA	4	53	3-9	.333	0-0	.000	2-4	.500	5-4	9	2	0	3	2	8	2.3	0.5	2.0
15-16	CHA	7	137	21-38	.553	0-0	.000	17-21	.810	9-28	37	2	1	3	7	59	5.3	0.3	8.4
TOTALS		11	190	24-47	.511	0-0	.000	19-25	.760	14-32	46	4	1	6	9	67	4.2	0.4	6.1

Personal Fouls-DQ: 2014, 3-0; 2015-16, 20-0 Totals: 23-0.



CAREER HIGHS

Minutes:	42	(Two times, Last time: 3/18/17, Charlotte at Miami)
Field Goals:	10	(1/31/15, Charlotte at Denver)
Field Goal Attempts:	14	(Two times, Last time: 1/13/17, Charlotte at Philadelphia)
Three-Point Field Goals:	1	(Two times, last: 2/8/16, Charlotte vs. Chicago)
Three-Point Attempts:	2	(Two times, last: 11/25/15, Charlotte vs. Washington)
Free Throws:	10	(12/7/15, Charlotte vs. Detroit)
Free Throw Attempts:	15	(11/11/15, Charlotte vs. New York)
Offensive Rebounds:	6	(Three times, Last time: 1/13/17, Charlotte at Philadelphia)
Defensive Rebounds:	11	(Three times, Last: 3/29/16, Charlotte at Philadelphia)
Total Rebounds:	14	(Two times, last: 3/21/16, Charlotte vs. San Antonio)
Assists:	7	(1/28/15, Charlotte at San Antonio)
Steals:	5	(4/3/16, Charlotte at Cleveland)
Turnovers:	5	(12/10/16, Charlotte at Cleveland)
Blocked Shots:	5	(Two times, last: 4/8/16, Charlotte vs. Brooklyn)
Points:	23	(Two times, Last: 11/18/16, Charlotte vs. Atlanta)

FRONT OFFICE

BALL OPS

PLAYERS

16:37 REVIEW

HISTORY

RECORDS

PLAYOFFS

NBA

MISC.

HORNETS FAN SHOP



SIGN UP & SAVE **10%**
ON YOUR FIRST ORDER

HORNETSFANSHOP.COM



2016-17 REVIEW

CHARLOTTE HORNETS 2016-17 ROSTER & RECORDS

FRONT OFFICE

BBALL OPS

PLAYERS

16-17 REVIEW

HISTORY

RECORDS

PLAYOFFS

NBA

MISC.



2016-17 FINAL ROSTER **Record:** 36-46 **Home:** 22-19 **Road:** 14-27 **Overtime:** 0-6

No.	Player	Pos.	Ht.	Wt.	Birthdate	Prior to NBA/Home Country	Yrs Pro
5	Nicolas Batum	G/F	6-8	200	12/14/88	Le Mans (France)/France	8
21	Marco Belinelli	G/F	6-5	210	3/25/86	Fortitudo Bologna (Italy/Italy)	9
12	Treveon Graham	G/F	6-5	219	10/28/93	Virginia Commonwealth/USA	R
44	Frank Kaminsky	F/C	7-0	242	4/4/93	Wisconsin/USA	1
14	Michael Kidd-Gilchrist	F	6-7	232	9/26/93	Kentucky/USA	4
3	Jeremy Lamb	G	6-5	185	5/30/92	Connecticut/USA	4
8	Johnny O'Bryant	F	6-9	257	6/1/93	Louisiana State/USA	2
18	Miles Plumlee	C	6-11	249	9/1/88	Duke/USA	4
22	Brian Roberts	G	6-1	173	12/3/85	Dayton/USA	4
7	Ramon Sessions	G	6-3	190	4/11/86	Nevada/USA	9
15	Kemba Walker	G	6-1	184	5/8/90	Connecticut/USA	5
0	Briante Weber	G	6-2	165	12/29/92	Virginia Commonwealth/USA	1
2	Marvin Williams	F	6-9	237	6/19/86	North Carolina/USA	11
35	Christian Wood	F	6-11	220	9/27/95	UNLV/USA	1
40	Cody Zeller	F/C	7-0	240	10/5/92	Indiana/USA	3

Head Coach: Steve Clifford (Maine-Farmington)

Associate Head Coach: Patrick Ewing (Georgetown)

Assistant Coaches: Stephen Silas (Brown), Pat Delany (Saint Anselm), Bob Weiss (Penn State), Steve Hetzel (Michigan State), Bruce Kreuzer (SUNY-New Paltz)

Head Athletic Trainer: Steve Stricker (Iowa State)

Strength & Conditioning Coach: Matt Friia (Ithaca)

Assistant Athletic Trainer: Dennis Williams (South Carolina)

Equipment Manager: Jason Rivera

CONFERENCE RECORDS

	Overall	Home	Road	Overtime
Eastern	22-30	15- 11	7-9	0- 2
Western	14-16	7- 8	7-8	0- 4

DIVISION RECORDS

	Overall	Home	Road	Overtime
Atlantic	7- 11	5- 4	2- 7	0- 1
Central	5- 13	4- 5	1- 8	0- 1
Southeast	10- 6	6- 2	4- 4	
Southwest	3- 7	1- 4	2- 3	0- 2
Northwest	7- 3	4- 1	3- 2	0- 1
Pacific	4- 6	2- 3	2- 3	0- 1

RECORDS BY MONTH

	Overall	Home	Road	Overtime
Oct./Nov.	10-8	5-5	5-3	0-2
December	9-7	6-2	3-5	0-1
January	4-11	4-3	0-8	---
February	3-8	1-3	2-5	0-2
March	9-7	6-4	3-3	0-1
April	1-5	0-2	1-3	---

NBA Honors: Kemba Walker, Eastern Conference All-Star Team; Kemba Walker, Eastern Conference Player of the Week (March 6, 2017)

REGULAR SEASON MISC. STATS

PLAYER	10+ POINTS	20+ POINTS	30+ POINTS	10+ REBOUNDS	10+ ASSISTS	DOUBLE-DOUBLES	TRIPLE-DOUBLES
Batum	61	16	2	13	7	15	1
Belinelli	41	4		1		1	
Graham	2						
Harrison#							
Hawes#	11			3		3	
Hibbert#	6						
Kaminsky	45	12		4		4	
Kidd-Gilchrist	37	2		18		11	
Lamb	31	3		1		1	
McCallum#							
O'Bryant	1						
Plumlee (w/ Cha)							
Roberts	1						
Sessions	6						
Tobey#							
Walker^	77	55	15	2	6	8	
Weber	1						
Williams	45	3		14		11	
Wood	1						
Zeller	34	1		9		6	

FRONT OFFICE

BALL OPS

PLAYERS

16/17 REVIEW

HORNETS RECORD WHEN...

	Home	Road	Overall		Home	Road	Overall
Lead at end of the 1st quarter	12-2	7-9	19-11	Commit more turnovers than opponent	5-9	2-11	7-20
Trail at end of the 1st quarter	8-17	3-17	11-34	Commit fewer turnovers than opponent	17-9	6-15	25-24
Tied at end of the 1st quarter	2-0	4-1	6-1	Commit equal turnovers as opponent	1-1	3-1	4-2
Lead at the end of 2nd quarter	15-3	9-9	24-12	Hornets score less than 79 points	0-0	0-3	0-3
Trail at the end of 2nd quarter	6-16	5-16	11-32	Hornets score 80-89 points	1-1	0-3	1-4
Tied at the end of 2nd quarter	1-0	0-2	1-2	Hornets score 90-99 points	3-6	3-6	6-12
				Hornets score 100-plus points	18-12	11-15	29-27
Lead at the end of 3rd quarter	16-4	9-10	25-14	Hornets score 110-plus points	9-5	5-9	14-14
Trail at the end of 3rd quarter	5-14	5-16	10-30	Hornets score 120-plus points	5-2	1-2	6-4
Tied at the end of 3rd quarter	1-1	0-1	1-2	Hornets score 130-plus points	0-0	0-0	0-0
Shoot higher FG% than opponent	13-2	12-7	25-9	Opponent score less than 79 points	2-0	0-0	2-0
Shoot lower FG% than opponent	8-17	2-20	10-37	Opponent score 80-89 points	6-0	2-1	8-1
Shoot equal FG% as opponent	1-0	0-0	1-0	Opponent score 90-99 points	6-0	4-3	10-3
				Opponent score 100-plus points	8-19	8-23	16-42
Shoot 50% FG or higher	3-2	3-2	6-4	Opponent score 110-plus points	3-12	0-16	3-28
Shoot lower than 50% FG	11-25	19-17	30-42	Opponent score 120-plus points	0-4	0-6	0-10
				Opponent score 130-plus points	0-0	0-0	0-0
Make more 3-PT FG than opponent	9-4	9-8	18-12	A player scored 30-plus points	3-3	3-7	6-10
Make fewer 3-PT FG than opponent	9-15	5-16	14-31	A player scored 40-plus points	0-1	0-1	0-1
Make equal 3-PT as opponent	4-0	0-3	4-3	A player scored 50-plus points	0-0	0-0	0-0
Attempt more FT than opponent	20-10	11-17	31-27	Outscore opponents bench	11-12	9-11	20-23
Attempt fewer FT than opponent	2-7	3-10	5-17	Outscored by opponents bench	10-7	5-16	15-23
Attempt equal FT as opponent	0-2	0-0	0-2	Score equal to opponents bench	0-0	1-0	1-0
Outrebound their opponent	12-7	7-5	19-12	First game of back-to-back	4-1	5-6	9-7
Outrebounded by their opponent	10-12	6-21	16-33	Second game of back-to-back	3-5	2-6	5-11
Equal rebounds as opponent	0-0	1-1	1-1				

HISTORY

RECORDS

PLAYOFFS

NBA

MISC.

CHARLOTTE HORNETS 2016-17 STATS

	GAMES TOTAL (GAME #)	GUARD (1)	GUARD (2)	FORWARD (3)	FORWARD (4)	CENTER (5)	W-L	PCT.
FRONT OFFICE	1 (8)	Walker	Batum	Graham	Williams	Zeller	0-1	.000
	1 (16)	Walker	Lamb	Kidd-Gilchrist	Kaminsky	Zeller	1-0	1.000
	5 (17-21)	Walker	Batum	Kidd-Gilchrist	Kaminsky	Zeller	3-2	.600
	1 (27)	Sessions	Batum	Kidd-Gilchrist	Williams	Zeller	0-1	.000
	12 (1-2, 12-14, 35-37, 46-49)	Walker	Batum	Kidd-Gilchrist	Williams	Hibbert	3-9	.250
	3 (38, 67-68)	Walker	Lamb	Kidd-Gilchrist	Williams	Zeller	0-3	.000
	1 (39)	Walker	Lamb	Kidd-Gilchrist	Williams	Hibbert	0-1	.000
	45 (3-7, 9-11, 15, 22-26, 28-34, 40-45, 53, 62-66, 69-80)	Walker	Batum	Kidd-Gilchrist	Williams	Zeller	26-19	.578
	1 (50)	Walker	Batum	Kidd-Gilchrist	Williams	Hawes	0-1	.000
	10 (51-52, 54-61)	Walker	Batum	Kidd-Gilchrist	Williams	Kaminsky	3-7	.300
BBALL OPS	2 (81-82)	Roberts	Batum	Kidd-Gilchrist	Williams	Zeller	0-2	.000

PLAYERS

16-17 REVIEW

TEAM LEADERSHIP

PLAYER	HIGH POINTS	HIGH REBOUNDS	HIGH ASSISTS	HIGH STEALS	HIGH BLOCKS
Batum	14	19	39	25	12
Belinelli	5		5	9	5
Graham				1	
Kaminsky	5	9	4	6	12
Kidd-Gilchrist	4	22	1	17	31
Lamb	3	3	1	8	8
O'Bryant					
Plumlee (w/ Cha)		2		1	2
Roberts				1	
Sessions	1		5	7	
Walker	55	3	40	28	5
Weber				1	
Williams	2	17	1	16	23
Wood				1	1
Zeller	1	15	1	15	26

HISTORY

RECORDS

PLAYOFFS

NBA

MISC.

GAMES MISSED DUE TO INJURY / ILLNESS / SUSPENSION — TOTAL: 133

PLAYER	REASON	GAMES MISSED	W/L
Nicolas Batum	Corneal abrasion	1 (11/26)	1-0
	Hyperextended right knee	2 (1/7 – 1/10)	0-2
	Migraine	2 (3/13-3/15)	0-2
	Total: 5	1-4	
Marco Belinelli	Left ankle sprain	5 (12/26 – 1/2)	2-3
	Left finger strain	3 (4/8 – 4/11)	0-3
	Total: 8	2-6	
Treveon Graham	Left Achilles strain	3 (11/18 – 11/21)	1-2
	Total: 3	1-2	
Roy Hibbert#	Right knee soreness	5 (10/29 – 11/9)	4-1
	Total: 5	4-1	
Frank Kaminsky	Right foot strain	2 (10/26 – 10/28)	2-0
	Left AC joint sprain	5 (3/4 – 3/11)	3-2
	Total: 7	5-2	
Michael Kidd-Gilchrist	Low back strain	1 (11/11)	0-1
	Total: 1	0-1	
Jeremy Lamb	Left hamstring strain	10 (11/2 – 11/21)	6-4
	Metatarsal inflammation	9 (1/13 – 1/28)	3-6
	Total: 19	9-10	
Johnny O'Bryant	Right ankle sprain	16 (2/15 – 3/22)	8-8
	Total: 16	8-8	
Miles Plumlee	Right calf strain	16 (2/15 – 3/22)	8-8
	Total: 16	8-8	
Brian Roberts	Left hamstring	1 (10/26)	1-0
	Illness	1 (1/23)	0-1
	Total: 2	1-1	
Ramon Sessions	Torn lateral meniscus/left knee surgery	21 (2/4 – 3/22)	9-12
	Total: 21	9-1	
Kemba Walker	Personal reasons	1 (12/16)	0-1
	Left knee soreness	2 (4/10 – 4/11)	0-2
	Total: 3	0-3	
Marvin Williams	Hyperextended left knee	6 (11/26 – 12/5)	4-2
	Total: 6	4-2	
Christian Wood	Strep throat	1 (11/2)	1-0
	Sprained right ankle	1 (11/21)	0-1
	Total: 2	1-1	
Cody Zeller	Right shoulder soreness	3 (11/19 – 11/23)	0-3
	Concussion protocol	3 (1/2 – 1/5)	1-2
	Illness	1 (1/10)	0-1
	Quad contusion	7 (1/25 – 2/7)	1-6
	Quad soreness	6 (2/11 – 2/26)	1-5
	Total: 20	3-17	
TOTAL GAMES MISSED		134	---
TOTAL GAMES MISSED (INJURIES/ILLNESSES ONLY)		133	---

FRONT OFFICE
 BALL OPS
 PLAYERS
 16/17 REVIEW
 HISTORY
 RECORDS
 PLAYOFFS
 NBA
 MISC.

CHARLOTTE HORNETS 2016-17 STATS

2016-17 CHARLOTTE HORNETS TEAM HIGHS & LOWS

	Highs				Lows			
Total Points	123	vs.	OKC	4-Jan	76	at	ATL	11-Apr
Field Goals Made	47	vs.	ORL	10-Mar	28 (2)	at	PHI	13-Jan
Field Goals Att.	102 (2)*	vs.	NOP	11-Mar	73	vs.	MEM	21-Nov
Field Goal %	0.595	vs.	ORL	10-Mar	0.327	at	BOS	16-Dec
3-Pt. Field Goals Made	19	at	HOU	10-Jan	3 (3)	at	ATL	11-Apr
3-Pt. Field Goals Att.	46\$*	vs.	NOP	11-Mar	18 (4)	at	MIL	10-Apr
3-Pt. Field Goals %	0.593	at	DEN	4-Mar	0.13 (2)	at	ATL	11-Apr
Free Throws Made	40	vs.	OKC	4-Jan	7	at	HOU	10-Jan
Free Throws Att.	49	vs.	OKC	4-Jan	9 (2)	at	TOR	15-Feb
Free Throw %	0.969	at	PHI	13-Jan	0.615	at	MIL	10-Apr
Offensive Rebounds	18	vs.	TOR	11-Nov	3 (6)	at	OKC	2-Apr
Defense Rebounds	46 (3)	vs.	ORL	9-Dec	25 (3)	at	ATL	11-Apr
Total Rebounds	59	vs.	ORL	9-Dec	30	at	IND	15-Mar
Assists	34	vs.	ORL	10-Mar	11	at	PHI	13-Jan
Steals	18	at	OKC	2-Apr	1 (2)*	at	LAC	26-Feb
Turnovers	22	vs.	HOU	9-Feb	5 (2)	at	DET	5-Jan
Blocked Shots	13	vs.	CHI	23-Dec	0	at	CLE	10-Dec
1st Quarter Points	43	vs.	IND	7-Nov	19 (3)	vs.	ATL	20-Mar
2nd Quarter Points	39	at	WAS	4-Apr	15 (2)	vs.	DET	7-Dec
3rd Quarter Points	39 (3)	vs.	ORL	9-Dec	14	at	SAS	7-Jan
4th Quarter Points	44 (2)	at	TOR	29-Mar	10	at	TOR	15-Feb
1st Half Points	75	vs.	IND	7-Nov	38	vs.	DET	7-Dec
2nd Half Points	69	at	MIN	15-Nov	32	at	ATL	11-Apr
2nd Half Points w/OT Points	70 (2)	at	LAC	26-Feb	46	at	DET	23-Feb
Overtime Points	14	vs.	MIN	3-Dec	7	at	NYK	25-Nov

*Number of Overtime Periods \$ Franchise Record # Ties Franchise Record

2016-17 OPPONENTS TEAM HIGHS & LOWS

	Highs				Lows			
Total Points	126	at	GSW	3-Dec	77	vs.	DET	7-Dec
Field Goals Made	50*	vs.	NOP	11-Mar	29 (2)	vs.	WAS	18-Mar
Field Goals Att.	107*	at	DET	23-Feb	62	at	MIL	26-Oct
Field Goal %	0.622	vs.	MIL	28-Mar	0.337	vs.	TOR	20-Jan
3-Pt. Field Goals Made	21 (2)#	vs.	MIA	5-Apr	3	at	MIL	26-Oct
3-Pt. Field Goals Att.	48\$	at	GSW	1-Feb	16 (2)	vs.	PHX	26-Mar
3-Pt. Field Goals %	0.571	at	MIL	10-Apr	0.148	vs.	DET	7-Dec
Free Throws Made	27 (2)	at	DET	5-Jan	2	vs.	IND	6-Mar
Free Throws Att.	34*	at	LAC	26-Feb	3#	vs.	IND	6-Mar
Free Throw %	1.000	vs.	POR	18-Jan	0.400	vs.	ATL	20-Mar
Offensive Rebounds	17	vs.	CHI	23-Dec	3 (3)	vs.	MIL	28-Mar
Defense Rebounds	50	vs.	DET	7-Dec	23	vs.	ORL	10-Mar
Total Rebounds	57 (3)*	at	DET	23-Feb	31	vs.	ORL	10-Mar
Assists	35 (2)	vs.	BOS	8-Apr	10	vs.	TOR	20-Jan
Steals	15	at	WAS	14-Dec	1	vs.	MIL	28-Mar
Turnovers	24	at	OKC	2-Apr	5	vs.	TOR	11-Nov
Blocked Shots	14	vs.	GSW	25-Jan	1 (2)	vs.	DEN	31-Mar
1st Quarter Points	41 (2)	at	GSW	1-Feb	14 (2)	vs.	BKN	21-Jan
2nd Quarter Points	39	vs.	BOS	8-Apr	13	at	TOR	15-Feb
3rd Quarter Points	38 (2)	vs.	DEN	31-Mar	13	at	ORL	28-Dec
4th Quarter Points	38	vs.	GSW	25-Jan	13	vs.	POR	18-Jan
1st Half Points	77	at	GSW	1-Feb	37 (2)	vs.	IND	6-Mar
2nd Half Points	70	vs.	BKN	7-Feb	30	vs.	TOR	20-Jan
2nd Half Points w/OT Points	76	vs.	MIN	3-Dec	61	at	NYK	25-Nov
Overtime Points	19	vs.	MIN	3-Dec	9	at	NYK	25-Nov

*Number of Overtime Periods \$ Franchise Record # Ties Franchise Record

2016-17 INDIVIDUAL HIGHS

Total Points	40	Kemba Walker	vs. TOR	11-Nov
Points in a First Half	21	Kemba Walker	vs. TOR	11-Nov
Points in Second Half	26	Kemba Walker	at DET	5-Jan
Points in 1st Quarter	13 (3)	Kemba Walker	at BOS	16-Jan
Points in 2nd Quarter	17 (2)	Kemba Walker	at WAS	4-Apr
Points in 3rd Quarter	20	Kemba Walker	vs. SAC	28-Jan
Points in 4th Quarter	20	Kemba Walker	at DET	5-Jan
Minutes	45:18:00	Nicolas Batum	at NYK*	25-Nov
Field Goals Made	13 (4)	Kemba Walker	at WAS	4-Apr
Field Goals Attempted	26	Kemba Walker	vs. LAL	20-Dec
3-Point Field Goals Made	8#*	Nicolas Batum	at LAC	26-Feb
3-Point Field Goals Attempted	15\$*	Kemba Walker	vs. NOP	11-Mar
Free Throws Made	13	Nicolas Batum	vs. OKC	4-Jan
Free Throws Attempted	15	Nicolas Batum	vs. OKC	4-Jan
Offensive Rebounds	6 (5)	Marvin Williams	at DEN	4-Mar
Defensive Rebounds	16	Marvin Williams	vs. ORL	10-Mar
Total Rebounds	18 (2)	Marvin Williams	vs. CHI	13-Mar
Assists	12 (2)*	Kemba Walker	vs. NOP	11-Mar
Steals	6	Michael Kidd-Gilchrist	at PHX	2-Mar
Turnovers	6 (3)	Nicolas Batum	at TOR	15-Feb
Blocked Shots	5	Roy Hibbert	at MIL	26-Oct

*Number of Overtime Periods

\$ Franchise Record

Ties Franchise Record

FRONT OFFICE

BALL OPS

PLAYERS

16-17 REVIEW

HISTORY

2016-17 OPPONENT INDIVIDUAL HIGHS

Total Points	52	Jimmy Butler	at CHI	2-Jan
Minutes	45:17:00	Anthony Davis	vs. NOP*	11-Mar
Points in First Half	26 (2)	Curry/Thompson	at GSW	1-Feb
Points in Second Half	33*	Anthony Davis	vs. NOP	11-Mar
Points in 1st Quarter	18	Stephen Curry	vs. GSW	1-Feb
Points in 2nd Quarter	15 (3)	Paul George	at IND	6-Mar
Points in 3rd Quarter	15 (2)	Paul George	at IND	15-Mar
Points in 4th Quarter	18*	Langston Galloway	at NOP	19-Nov
Field Goals Made	18*	Anthony Davis	vs. NOP	11-Mar
Free Throws Attempted	31 (3)	Russell Westbrook	at OKC	2-Apr
3-Point Field Goals Made	11\$	Stephen Curry	at GSW	1-Feb
3-Point Field Goals Attempted	15 (4)	Russell Westbrook	at OKC	2-Apr
Free Throws Made	21#	Jimmy Butler	at CHI	2-Jan
Free Throws Attempted	22	Jimmy Butler	at CHI	2-Jan
Offensive Rebounds	9 (2)*	DeAndre Jordan	at LAC	26-Feb
Defensive Rebounds	18 (2)	Dwight Howard	at ATL	17-Dec
Total Rebounds	23	Dwight Howard	at ATL	17-Dec
Assists	17*	Chris Paul	at LAC	26-Feb
Steals	7	John Wall	at WAS	14-Dec
Turnovers	9	James Harden	vs. HOU	9-Feb
Blocked Shots	5 (2)	Julius Randle	vs. LAL	20-Dec

*Number of Overtime Periods

\$ Franchise Record

Ties Franchise Record

NBA

MISC.

CHARLOTTE HORNETS 2016-17 STATS

INDIVIDUAL HIGH GAMES

Player	Minutes	Field Goals		Free Throws		Rebounds			Assists	Steals	Turnovers	Blocks	Points
		Made	Attempts	Made	Attempts	Offensive	Defensive	Total					
NICOLAS BATUS	45 Nov. 25 at N.Y.	11	19	13	16	4	15	19	15	4	6	2	31
MARCO BELINELLI	33 (3) DEC. 20 vs LA-L	8	17	8	16	2	10	12	7	3	5	2	22
TREVEON GRAHAM	25C APR. 11 vs Atl.	5C	11	2C	4	2C	4C	2C	2C	2C	1C	1C	12C
AARON HARRISON	4 (2) NOV. 29 vs Det.	0	0	1	2	0	1	1	1	0	0	0	1
SPENCER HAWES	37 NOV. 21 vs Mem.	7	10	4	8	4	11	15	6	2	4	2	18
ROY HIBBERT	32 OCT. 26 at Milw.	7	13	4	10	4	6	10	3	2	3	5	16
FRANK KAMINSKY	40C NOV. 25 at N.Y.	11C	15	8	16	4	11	15	7	3	4	3	27
MICHAEL KIDD-GILCHRIST	41 NOV. 13 vs Atl.	10	26	8	13	6	13	19	4	6	3	4	23
JEREMY LAMB	37 FEB. 26 at LA-L	10	13	8	13	2	8	10	4	2	3	2	26
JOHNNY O'BRYANT	15 MAR. 4 at Den.	7	10	2	3	3	6	9	0	2	1	0	15
JOHNNY O'BRYANT	15 MAR. 4 at Den.	7	10	1	3	3	6	9	2	0	2	0	15
MILES PLUMLEE	26 APR. 11 at Atl.	4	10	3	8	5	6	11	8	2	3	3	10
MILES PLUMLEE	26 APR. 11 at Atl.	2	6	2	3	4	6	10	1	2	2	2	5
BRIAN ROBERTS	28 APR. 11 at Atl.	5	10	4	8	1	3	4	4	1	3	1	15
RAMON SESSIONS	32 DEC. 16 at Bos.	5	13	8	21	3	4	7	7	3	3	1	17
MIKE TOBEY	14C FEB. 23 at Det.	1	15	0	2	2	3	5	0	0	0	0	2
KEMBA WALKER	43 (2) FEB. 26 at LA-L	13	20	9	13	5	9	14	12	5	6	3	40
BRIANTE WEBER	24 (2) APR. 11 at Atl.	4	10	3	8	2	4	6	5	2	2	1	10
BRIANTE WEBER	24 APR. 11 at Atl.	4	10	3	8	2	4	6	5	2	2	0	10
MARVIN WILLIAMS	40 (3) MAR. 11 vs N.O.	12	20	6	12	6	16	22	7	4	4	3	27
CHRISTIAN WOOD	23C FEB. 26 at LA-C	5	10	4	8	4	3	7	4	2	2	2	14
CODY ZELLER	42T MAR. 8 at Miami	9	18	7	13	6	9	15	6	4	5	4	23
HORNETS High Games	265 (6) MAR. 11 vs N.O.	47	10	40	13	18	46	59	34	18	22	12	123
HORNETS Low Games	240 (76) APR. 11 vs Atl.	28	13	7	10	3	25	30	11	1	4	0	76
OPPONENTS High Games	265 (6) MAR. 11 vs N.O.	50	11	27	13	17	50	57	35	15	24	14	126
OPPONENTS Low Games	240 (76) APR. 11 vs Atl.	29	18	2	6	3	23	31	10	5	1	7	77

"C" indicates a new career-high, "T" a tied career-high.
Numbers in parentheses indicate the number of games in which a player or team has reached a given total (if more than one).



HISTORY

CHARLOTTE HORNETS HISTORY

YEAR-BY-YEAR WIN-LOSS RECORDS

Year	Coach	W-L	Pct.	Playoffs	Pct.	Finish
1988-89	Dick Harter	20-62	.244	----	----	Sixth, Atlantic Division
1989-90	Dick Harter (8-32) Gene Littles (11-31)	19-63	.232	----	----	Seventh, Midwest Division
1990-91	Gene Littles	26-56	.317	----	----	Seventh, Central Division
1991-92	Allan Bristow	31-51	.378	----	----	Seventh, Central Division
1992-93	Allan Bristow	44-38	.537	4-5	.444	Third, Central Division
1993-94	Allan Bristow	41-41	.500	----	----	Fifth, Central Division
1994-95	Allan Bristow	50-32	.610	1-3	.250	Second, Central Division
1995-96	Allan Bristow	41-41	.500	----	----	Sixth, Central Division
1996-97	Dave Cowens	54-28	.659	0-3	.000	Fourth, Central Division
1997-98	Dave Cowens	51-31	.622	4-5	.444	Third, Central Division
1998-99	Dave Cowens (4-11) Paul Silas (22-13)	26-24	.520	----	----	Fifth, Central Division
1999-00	Paul Silas	49-33	.598	1-3	.250	Second, Central Division
2000-01	Paul Silas	46-36	.561	6-4	.600	Third, Central Division
2001-02	Paul Silas	44-38	.537	4-5	.444	Second, Central Division
2004-05	Bernie Bickerstaff	18-64	.220	----	----	Fourth, Southeast Division
2005-06	Bernie Bickerstaff	26-56	.317	----	----	Fourth, Southeast Division
2006-07	Bernie Bickerstaff	33-49	.402	----	----	Fourth, Southeast Division
2007-08	Sam Vincent	32-50	.390	----	----	Fourth, Southeast Division
2008-09	Larry Brown	35-47	.427	----	----	Fourth, Southeast Division
2009-10	Larry Brown	44-38	.537	0-4	.000	Fourth, Southeast Division
2010-11	Larry Brown (9-19) Paul Silas (25-29)	34-48	.415	----	----	Fourth, Southeast Division
2011-12	Paul Silas	7-59	.106	----	----	Fifth, Southeast Division
2012-13	Mike Dunlap	21-61	.256	----	----	Fourth, Southeast Division
2013-14	Steve Clifford	43-39	.524	0-4	.000	Third, Southeast Division
2014-15	Steve Clifford	33-49	.402	----	----	Fourth, Southeast Division
2015-16	Steve Clifford	48-34	.585	3-4	.429	Tied First, Southeast Division
2016-17	Steve Clifford	36-46	.439	---	---	Fourth, Southeast Division
Totals		952-1214	.440	23-40	.365	

FRONT OFFICE

BBALL OPS

PLAYERS

15-16 REVIEW

HISTORY

RECORDS

PLAYOFFS

NBA

MISC.

HISTORY

ALL-TIME HEAD COACHES

Coach	Years	Regular Season		Playoffs Record	Pct.
		Record	Pct.		
Dick Harter	1988-90*	28-94	.230	0-0	----
Gene Littles	1990-91*	37-87	.298	0-0	----
Allan Bristow	1991-96	207-203	.505	5-8	.384
Dave Cowens	1996-99**	109-70	.609	4-8	.333
Paul Silas	1998-02**	161-120	.573	11-12	.478
Bernie Bickerstaff	2004-07	77-169	.456	0-0	----
Sam Vincent	2007-08	32-50	.390	0-0	----
Larry Brown	2008-10***	88-104	.458	0-4	.000
Paul Silas	2010-12***	32-88	.267	0-0	----
Mike Dunlap	2012-13	21-61	.256	0-0	----
Steve Clifford	2013-present	160-168	.488	3-8	.273

* denotes Harter stepped down and Littles was named interim head coach on January 31, 1990
 ** denotes Cowens stepped down and Silas was named interim head coach on March 7, 1999
 *** denotes Brown stepped down and Silas was named interim head coach on December 22, 2010

ALL-TIME ASSOCIATE HEAD COACHES

Patrick Ewing	2013-17
---------------	---------

ALL-TIME ASSISTANT COACHES

Johnny Bach	1994-96	Paul Mokeski	2007-08
Ed Badger	1988-90	Tom Nissalke	1990-91
Bob Beyer	2013-14	Charles Oakley	2010-11
John-Blair Bickerstaff	2004-07	Mark Osowski	1996-2000
Jeff Bower	1999-00	John Outlaw	2004-07
Gary Brokaw	2004-06	Mike Pratt	1989-91
Herb Brown	2008-10	Mark Price	2013-15
Rick Brunson	2012-13	Lee Rose	1996-01
Jeff Capel	2004-10	Lee Rose	2007-08
Pat Delany	2014-present	Mike Sanders	2007-08
Bob Donewald Jr.	2001-02	Paul Silas	1997-99
T.R. Dunn	1991-97	Stephen Silas	2000-02
Jerry Eaves	1999-01	Stephen Silas	2010-present
Phil Ford	2007-10	LaSalle Thompson	2008-10
Dave Hanners	2008-10	Bob Weiss	2013-17
Bill Hanzlik	1991-96	Rob Werdann	2010-12
Steve Hetzel	2014-present	Brian Winters	2012-13
Brian Hill	2001-02		
Gary Kloppenberg	2004-07		
Bruce Krentler	2015-present		
Dan Leibovitz	2012-13		
Ralph Lewis	2010-12		
Gene Littles	1988-90		

FRONT OFFICE

BBALL OPS

PLAYERS

IS-B REVIEW

HISTORY

RECORDS

PLAYOFFS

NBA

MISC.

CHARLOTTE HORNETS 2015-16 FINAL ROSTER

FRONT OFFICE

BBALL OPS

PLAYERS

16-17 REVIEW

HISTORY

RECORDS

PLAYOFFS

NBA

MISC.



2015-16 FINAL ROSTER		Record: 48-34	Home: 30-11	Road: 18-23	Overtime: 5-0		
No.	Player	Pos.	Ht.	Wt.	Birthdate	Prior to NBA/Home Country	Yrs Pro
5	Nicolas Batum	G/F	6-8	200	12/14/88	Le Mans (France)/France	7
30	Troy Daniels	G	6-4	204	7/15/91	Virginia Commonwealth/USA	2
12	Jorge Gutierrez	G	6-3	195	12/27/88	California/Mexico	2
50	Tyler Hansbrough	F	6-9	250	11/3/85	North Carolina/USA	6
9	Aaron Harrison	G	6-6	212	10/28/94	Kentucky/USA	R
00	Spencer Hawes	F/C	7-1	245	4/28/88	Washington/USA	8
25	Al Jefferson	C	6-10	289	1/4/85	Prentiss HS (MS)/USA	11
44	Frank Kaminsky	F/C	7-0	242	4/4/93	Wisconsin/USA	R
14	Michael Kidd-Gilchrist	F	6-7	232	9/26/93	Kentucky/USA	3
3	Jeremy Lamb	G	6-5	185	5/30/92	Connecticut/USA	3
1	Courtney Lee	G	6-5	200	10/3/85	Western Kentucky/USA	7
7	Jeremy Lin	G	6-3	200	8/23/88	Harvard/USA	5
15	Kemba Walker	G	6-1	184	5/8/90	Connecticut/USA	4
2	Marvin Williams	F	6-9	237	6/19/6	North Carolina/USA	10
40	Cody Zeller	F/C	7-0	240	10/5/92	Indiana/USA	2

Head Coach: Steve Clifford (Maine-Farmington)
Associate Head Coach: Patrick Ewing (Georgetown)
Assistant Coaches: Stephen Silas (Brown), Pat Delany (Saint Anselm), Bob Weiss (Penn State), Steve Hetzel (Michigan State), Bruce Kreutzer (SUNY-New Paltz)

Head Athletic Trainer: Steve Stricker (Iowa State)
Strength & Conditioning Coach: Matt Friia (Ithaca)
Assistant Athletic Trainer: Dennis Williams (South Carolina)
Equipment Manager: Jason Rivera

Player	G	GS	MIN	FG	FGA	PCT	3FG	FGA	PCT	FT	FTA	PCT	OFF	DEF	TOT	AST	PF	DQ	STL	TO	BLK	PTS	AVG
Walker	62	58	2119	378	981	.385	85	280	.304	234	283	.827	35	185	220	318	92	0	89	100	31	1075	17.3
Jefferson	65	61	1992	486	1010	.481	2	5	.400	108	165	.655	99	449	548	113	139	0	47	68	84	1082	16.6
Mo Williams (TOT)	68	33	1980	341	860	.397	119	348	.342	163	187	.872	22	152	174	424	162	0	46	172	14	964	14.2
Mo Williams (CHA)	27	14	831	161	413	.390	60	178	.337	83	93	.892	9	67	76	163	59	0	16	70	6	465	17.2
Henderson	80	72	2315	370	847	.437	45	136	.331	184	217	.848	36	237	273	206	135	2	51	110	22	969	12.1
Kidd-Gilchrist	55	52	1587	224	482	.465	0	0	---	150	214	.701	109	307	416	77	115	1	30	63	38	598	10.9
Neal	43	0	931	143	398	.359	39	133	.293	88	102	.863	14	80	94	80	70	0	16	55	1	413	9.6
Stephenson	61	25	1573	207	550	.376	18	105	.171	69	110	.627	39	238	277	240	134	0	38	128	8	501	8.2
Zeller	62	45	1487	172	373	.461	1	1	1.000	127	164	.774	97	265	362	100	156	0	34	62	49	472	7.6
Ma. Williams	78	37	2035	210	495	.424	95	265	.358	62	87	.713	58	328	386	100	146	0	69	60	36	577	7.4
Roberts	72	10	1330	176	452	.389	62	193	.321	66	74	.892	13	96	109	162	75	0	33	57	6	480	6.7
Hairston	45	2	687	87	269	.323	49	163	.301	31	36	.861	22	70	92	21	61	0	21	22	13	254	5.6
Bijombo	64	21	1243	101	186	.543	0	0	---	102	175	.583	159	248	407	16	140	0	18	52	99	304	4.8
Pargo	9	0	73	15	35	.429	9	22	.409	2	2	1.000	0	3	3	8	8	0	3	0	41	4.6	
Taylor	29	13	430	45	114	.395	11	36	.306	26	41	.634	14	39	53	22	36	0	12	19	1	127	4.4
Daniels (TOT)	47	0	397	61	165	.370	43	118	.364	11	13	.846	8	25	33	22	40	0	6	20	1	176	3.7
Daniels (CHA)	11	0	135	27	59	.458	17	36	.472	6	7	.857	2	6	8	5	12	0	3	7	1	77	7.0
Maxiell	61	0	878	81	192	.422	0	0	---	41	71	.577	86	117	203	19	96	1	18	29	44	203	3.3
Vonleh	25	0	259	30	76	.395	5	13	.385	18	26	.692	28	58	86	4	20	0	4	11	9	83	3.3
HORNETS	82	-	19905	2913	6932	.420	498	1566	.318	1397	1867	.748	820	2793	3613	1654	1494	4	499	976	448	7721	94.2
OPPONENTS	82	-	19905	3020	6863	.440	649	1816	.357	1292	1673	.772	728	2890	3618	1815	1708	4	502	1033	440	7981	97.3

CHARLOTTE HORNETS 2014-15 FINAL ROSTER

FRONT OFFICE

BBALL OPS

PLAYERS

16-17 REVIEW

HISTORY

RECORDS

PLAYOFFS

NBA

MISC.



Record: 33-48 Home: 19-22 Road: 14-27 Overtime: 3-3 Eastern: 25-27 Western: 8-22

No.	Player	Pos.	Ht.	Wt.	Birthdate	Prior to NBA/Home Country	Yrs Pro
8	Bismack Biyombo	F/C	6-9	245	8/28/92	Fuenlabrada (Spain)/Dem. Rep. of Congo	3
30	Troy Daniels	G	6-4	204	7/15/91	Virginia Commonwealth/USA	1
19	P.J. Hairston	G	6-6	220	12/24/92	North Carolina/USA	R
9	Gerald Henderson	G	6-5	215	12/9/87	Duke/USA	5
25	Al Jefferson	C	6-10	289	1/4/85	Prentiss HS (MS)/USA	10
14	Michael Kidd-Gilchrist	F	6-7	232	9/26/93	Kentucky/USA	2
54	Jason Maxiell	F	6-7	260	2/18/83	Cincinnati/USA	9
22	Brian Roberts	G	6-1	173	12/3/85	Dayton/USA	2
1	Lance Stephenson	G	6-5	230	9/5/90	Cincinnati/USA	4
44	Jeffery Taylor	F	6-7	225	5/23/89	Vanderbilt/Sweden	2
11	Noah Vonleh	F	6-10	240	8/24/95	Indiana/USA	R
15	Kemba Walker	G	6-1	184	5/8/90	Connecticut/USA	3
2	Marvin Williams	F	6-9	237	6/19/86	North Carolina/USA	9
7	Mo Williams	G	6-1	198	12/19/82	Alabama/USA	11
40	Cody Zeller	F	7-0	240	10/5/92	Indiana/USA	1

Head Coach: Steve Clifford (Maine-Farmington)

Associate Head Coach: Patrick Ewing (Georgetown)

Assistant Coaches: Stephen Silas (Brown), Mark Price (Georgia Tech), Bob Weiss (Penn State), Pat Delany (Saint Anselm), Steve Hetzel (Michigan State)

Head Athletic Trainer: Steve Stricker (Iowa State)

Strength & Conditioning Coach: Matt Friia (Ithaca)

Assistant Athletic Trainer: Dennis Williams (South Carolina)

Equipment Manager: Jason Rivera

Player	G	GS	MIN	FG	FGA	PCT	3FG	FGA	PCT	FT	FTA	PCT	OFF	DEF	TOT	AST	PF	DQ	STL	TO	BLK	PTS	AVG
Walker	62	58	2119	378	981	.385	85	280	.304	234	283	.827	35	185	220	318	92	0	89	100	31	1075	17.3
Jefferson	65	61	1992	486	1010	.481	2	5	.400	108	165	.655	99	449	548	113	139	0	47	68	84	1082	16.6
Mo Williams (TOT)	68	33	1980	341	860	.397	119	348	.342	163	187	.872	22	152	174	424	162	0	46	172	14	964	14.2
Mo Williams (CHA)	27	14	831	161	413	.390	60	178	.337	83	93	.892	9	67	76	163	59	0	16	70	6	465	17.2
Henderson	80	72	2315	370	847	.437	45	136	.331	184	217	.848	36	237	273	206	135	2	51	110	22	969	12.1
Kidd-Gilchrist	55	52	1587	224	482	.465	0	0	---	150	214	.701	109	307	416	77	115	1	30	63	38	598	10.9
Neal	43	0	931	143	398	.359	39	133	.293	88	102	.863	14	80	94	80	70	0	16	55	1	413	9.6
Stephenson	61	25	1573	207	550	.376	18	105	.171	69	110	.627	39	238	277	240	134	0	38	128	8	501	8.2
Zeller	62	45	1487	172	373	.461	1	1	1.000	127	164	.774	97	265	362	100	156	0	34	62	49	472	7.6
Ma. Williams	78	37	2035	210	495	.424	95	265	.358	62	87	.713	58	328	386	100	146	0	69	60	36	577	7.4
Roberts	72	10	1330	176	452	.389	62	193	.321	66	74	.892	13	96	109	162	75	0	33	57	6	480	6.7
Hairston	45	2	687	87	269	.323	49	163	.301	31	36	.861	22	70	92	21	61	0	21	22	13	254	5.6
Biyombo	64	21	1243	101	186	.543	0	0	---	102	175	.583	159	248	407	16	140	0	18	52	99	304	4.8
Pargo	9	0	73	15	35	.429	9	22	.409	2	2	1.000	0	3	3	8	8	0	0	3	0	41	4.6
Taylor	29	13	430	45	114	.395	11	36	.306	26	41	.634	14	39	53	22	36	0	12	19	1	127	4.4
Daniels (TOT)	47	0	397	61	165	.370	43	118	.364	11	13	.846	8	25	33	22	40	0	6	20	1	176	3.7
Daniels (CHA)	11	0	135	27	59	.458	17	36	.472	6	7	.857	2	6	8	5	12	0	3	7	1	77	7.0
Maxiell	61	0	878	81	192	.422	0	0	---	41	71	.577	86	117	203	19	96	1	18	29	44	203	3.3
Vonleh	25	0	259	30	76	.395	5	13	.385	18	26	.692	28	58	86	4	20	0	4	11	9	83	3.3
HORNETS	82	-	19905	2913	6932	.420	498	1566	.318	1397	1867	.748	820	2793	3613	1654	1494	4	499	976	448	7721	94.2
OPPONENTS	82	-	19905	3020	6863	.440	649	1816	.357	1292	1673	.772	728	2890	3618	1815	1708	4	502	1033	440	7981	97.3

CHARLOTTE HORNETS 2011-12 FINAL ROSTER

FRONT OFFICE

BBALL OPS

PLAYERS

16-17 REVIEW

HISTORY

RECORDS

PLAYOFFS

NBA

MISC.



Record: 7-59 **Home:** 4-29 **Road:** 3-30 **Overtime:** 0-2 **Eastern:** 5-43 **Western:** 2-16

No.	Player	Pos.	Ht.	Wt.	Birthdate	From	Yrs Pro
14	D.J. Augustin	G	6-0	180	11/10/87	Texas/USA	3
0	Bismack Biyombo	F	6-9	245	8/28/92	Fuenlabrada (Spain)/Dem. Rep. of Congo	R
4	Derrick Brown	F	6-8	233	9/8/87	Xavier/USA	2
33	Matt Carroll	G	6-6	212	8/28/80	Notre Dame/USA	8
7	DeSagana Diop	C	7-0	280	1/30/82	Oak Hill Academy (VA)/Senegal	10
15	Gerald Henderson	G	6-5	215	12/9/87	Duke/USA	2
11	Cory Higgins	G	6-5	180	6/14/89	Colorado/USA	R
50	Corey Maggette	F	6-6	225	11/12/79	Duke/USA	12
9	Jamario Moon	F	6-8	215	6/13/80	Meridian CC (MS)/USA	4
22	Byron Mullens	C	7-0	275	2/14/89	Ohio State/USA	2
21	Eduardo Najera	F	6-8	235	7/11/76	Oklahoma/Mexico	11
12	Tyrus Thomas	F	6-10	225	8/17/86	Louisiana State/USA	5
1	Kemba Walker	G	6-1	184	5/8/90	Connecticut/USA	R
8	DJ White	F	6-9	235	8/31/86	Indiana/USA	3
55	Reggie Williams	G	6-6	205	9/14/86	Virginia Military Institute/USA	2

Head Coach: Paul Silas (Creighton)

Assistant Coaches: Ralph Lewis (LaSalle), Stephen Silas (Brown), Rob Werdann (St. John's)

Head Athletic Trainer: Steve Stricker (Iowa State)

Strength & Conditioning Coach: Matt Friia (Ithaca)

Assistant Athletic Trainer: Dennis Williams (South Carolina)

Equipment Manager: Fred Glover (Campbell)

Player	G	GS	MIN	FG	FGA	PCT	3FG	FGA	PCT	FT	FTA	PCT	OFF	DEF	TOT	AST	PF	DQ	STL	TO	BLK	PTS	AVG
Henderson	55	55	1831	332	723	.459	11	47	.234	155	204	.760	64	161	225	126	128	1	49	100	20	830	15.1
Maggette	32	28	881	139	373	.373	24	66	.364	178	208	.856	21	104	125	39	83	0	23	59	1	480	15.0
Walker	66	25	1792	281	767	.366	69	226	.305	168	213	.789	30	204	234	289	79	0	60	119	20	799	12.1
Augustin	48	46	1408	183	487	.376	61	179	.341	105	120	.875	24	85	109	307	65	0	36	110	1	532	11.1
Mullens	65	25	1465	251	591	.425	12	51	.235	92	112	.821	96	231	327	57	137	0	21	74	52	606	9.3
Williams	33	13	747	106	255	.416	33	107	.308	29	40	.725	27	66	93	60	34	0	20	33	3	274	8.3
Brown	65	17	1443	212	409	.518	6	24	.250	94	141	.667	95	141	236	67	96	0	48	55	12	524	8.1
Diaw	37	28	1018	116	283	.410	23	86	.267	17	27	.630	47	148	195	158	71	1	20	84	19	272	7.4
White	58	11	1098	174	353	.493	1	1	1.000	43	61	.705	50	159	209	47	94	0	17	43	23	392	6.8
Thomas	54	30	1013	120	327	.367	1	3	.333	63	83	.759	49	151	200	35	144	2	36	53	60	304	5.6
Biyombo	63	41	1455	129	278	.464	0	0	---	69	143	.483	113	255	368	27	145	1	20	71	115	327	5.2
Higgins	38	0	423	52	160	.325	4	20	.200	42	60	.700	7	28	35	36	40	0	5	39	6	150	3.9
Carroll	53	2	596	52	157	.331	8	43	.186	30	38	.789	8	50	58	38	52	0	16	24	7	142	2.7
Najera	22	0	270	24	64	.375	8	29	.276	2	4	.500	11	39	50	12	40	0	19	7	4	58	2.6
Moon	8	0	123	7	24	.292	2	10	.200	2	2	1.000	2	20	22	5	5	0	1	8	5	18	2.3
Diop	27	9	325	15	42	.357	0	0	---	1	6	.167	33	52	85	23	36	0	6	19	13	31	1.1
BOBCATS	66	--	15890	2193	5293	.414	263	892	.295	1090	1462	.746	677	1894	2571	1326	1249	5	397	957	361	5739	87.0
OPPONENTS	66	--	15890	2568	5411	.475	406	1142	.356	1115	1486	.750	778	2193	2971	1537	1341	5	499	890	378	6657	100.9

CHARLOTTE HORNETS 2007-08 FINAL ROSTER

FRONT OFFICE

BBALL OPS

PLAYERS

16-17 REVIEW

HISTORY

RECORDS

PLAYOFFS

NBA

MISC.



Record: Home: 21-20 Road: 11-30 Overtime: 2-5 Eastern: 19-33 Western: 13-17

No.	Player	Pos.	Ht.	Wt.	Birthdate	From	Yrs Pro
1	Derek Anderson	G	6-5	195	7/18/74	Kentucky	10
11	Earl Boykins	G	5-5	135	6/2/76	Eastern Michigan	9
13	Matt Carroll	G	6-6	212	8/28/80	Notre Dame	4
33	Jermareo Davidson	F/C	6-10	230	11/17/84	Alabama	R
4	Jared Dudley	G/F	6-7	225	7/10/85	Boston College	R
20	Raymond Felton	G	6-1	198	6/26/84	North Carolina	2
4	Othella Harrington	F	6-9	235	1/31/74	Georgetown	11
15	Ryan Hollins	C	7-0	230	10/10/84	UCLA	1
42	Sean May	F	6-9	266	4/4/84	North Carolina	2
6	Nazr Mohammed	C	6-10	250	9/5/77	Kentucky	9
35	Adam Morrison	F	6-8	205	7/19/84	Gonzaga	1
50	Emeka Okafor	F/C	6-10	255	9/28/82	Connecticut	3
23	Jason Richardson	G	6-6	225	1/20/81	Michigan State	6
3	Gerald Wallace	G/F	6-7	220	7/23/82	Alabama	6

Head Coach: Sam Vincent (Michigan State)

Lead Assistant Coach: Lee Rose (Transylvania)

Assistant Coaches: Phil Ford (North Carolina), Paul Mokeski (Kansas), Jeff Capel (Fayetteville State), Mike Sanders (UCLA)

Head Athletic Trainer: Joe Sharpe (Old Dominion)

Strength & Conditioning Coach: Mark Coffelt (Lindenwood)

Assistant Athletic Trainer: Dennis Williams (South Carolina)

Equipment Manager: Fred Glover (Campbell)

Player	G	GS	MIN	FG	FGA	PCT	3FG	FGA	PCT	FT	FTA	PCT	OFF	DEF	TOT	AST	PF	DQ	STL	TO	BLK	PTS	AVG
Richardson	82	82	3149	648	1468	.441	243	599	.406	249	331	.752	80	361	441	258	241	3	116	166	57	1788	21.8
Wallace	62	59	2376	408	908	.449	71	221	.321	313	428	.731	58	315	373	216	189	1	131	180	58	1200	19.4
Felton	79	79	2972	412	997	.413	56	200	.280	260	325	.800	37	199	236	583	184	0	96	213	12	1140	14.4
Okafor	82	82	2718	460	860	.535	0	0	---	213	374	.570	255	621	876	70	241	3	62	164	138	1133	13.8
Carroll	80	18	2016	252	589	.428	105	241	.436	111	138	.804	33	193	226	73	187	0	46	58	19	720	9.0
Mohammed (TOT)	82	29	1650	272	528	.515	0	1	.000	95	163	.583	194	300	494	72	230	1	45	101	60	639	7.8
Mohammed (CHA)	61	29	1422	244	469	.520	0	0	---	82	133	.617	165	256	421	66	194	1	38	90	52	570	9.3
Dudley	73	14	1384	163	348	.468	9	41	.220	87	118	.737	121	165	286	81	128	1	55	50	10	422	5.8
Boykins	36	0	577	61	172	.355	14	44	.318	49	59	.831	9	25	34	96	21	0	13	41	0	185	5.1
Anderson	28	0	396	47	125	.376	19	52	.365	28	38	.737	9	43	52	44	49	0	12	25	1	141	5.0
McInnis	54	26	1410	108	249	.434	3	19	.158	23	30	.767	16	80	96	220	120	0	23	76	3	242	4.5
Herrmann	17	0	174	25	65	.385	9	26	.346	9	10	.900	10	26	36	4	12	0	4	4	15	120	3.2
Davidson	38	2	322	51	125	.408	0	0	---	18	28	.643	21	41	62	13	46	0	7	17	15	120	3.2
Hollins	60	1	532	46	94	.489	0	0	---	55	82	.671	53	54	107	14	96	1	10	25	30	147	2.5
Harrington	22	0	166	18	42	.429	0	0	---	10	16	.625	11	31	42	4	34	0	1	11	4	46	2.1
Brezec	20	18	267	17	43	.395	0	0	---	3	5	.600	14	30	44	6	35	0	0	15	3	37	1.9
BOBCATS	82	--	19880	2960	6554	.452	529	1443	.367	1510	2115	.714	892	2440	3332	1748	1777	10	614	1204	402	7959	97.1
OPPONENTS	82	--	19880	3115	6684	.466	517	1456	.355	1571	2102	.747	999	2588	3587	1785	1721	16	625	1177	476	8318	101.4

CHARLOTTE HORNETS 2004-05 FINAL ROSTER

FRONT OFFICE

BBALL OPS

PLAYERS

16-17 REVIEW

HISTORY

RECORDS

PLAYOFFS

NBA

MISC.



Record: 18-64 **Home:** 14-27 **Road:** 4-37 **Overtime:** 3-3 **Eastern:** 11-41 **Western:** 7-23

No.	Player	Pos.	Ht.	Wt.	Birthdate	From	Yrs Pro
12	Cory Alexander	G	6-1	190	6/22/73	Virginia	7
35	Malik Allen	F	6-10	255	6/27/78	Villanova	4
10	Keith Bogans	G	6-5	215	5/12/80	Kentucky	2
7	Primož Brezec	C	7-1	252	10/2/79	Slovenia	4
13	Matt Carroll	G	6-6	212	8/28/80	Notre Dame	2
2	Melvin Ely	F/C	6-10	261	5/2/78	Fresno State	3
1	Jason Hart	G	6-3	185	4/29/78	Syracuse	4
24	Jason Kapono	F	6-8	213	2/2/81	UCLA	2
22	Brevin Knight	G	5-10	170	11/8/75	Stanford	8
50	Emeka Okafor	F	6-10	255	9/28/82	Connecticut	1
21	Bernard Robinson	G/F	6-6	210	12/26/80	Michigan	1
4	Kareem Rush	G	6-6	215	10/30/80	Missouri	3
32	Tamar Slay	F	6-8	220	4/2/80	Marshall	3
0	Theron Smith	F	6-8	230	10/3/80	Ball State	2
3	Gerald Wallace	G/F	6-7	220	7/23/82	Alabama	4

General Manager & Head Coach: Bernie Bickerstaff (San Diego)

Head Athletic Trainer: Joe Sharpe (Old Dominion)

Assistant Coaches: John-Blair Bickerstaff (Minnesota), Gary Brokaw (Notre Dame), Jeff Capel (Fayetteville State), Gary Kloppenburg (San Diego), John Outlaw (Jackson State)

Assistant Athletic Trainer / Equipment Manager: Chris Munford (Simon Fraser)

Strength & Conditioning Coach: Mark Coffelt (Lindenwood)

Player	G	GS	MIN	FG	FGA	PCT	3FG	FGA	PCT	FT	FTA	PCT	OFF	DEF	TOT	AST	PF	DQ	STL	TO	BLK	PTS	AVG
Okafor	73	73	2600	448	1003	.447	0	1	.000	209	343	.609	275	520	795	64	214	0	62	125	125	1105	15.1
Brezec	72	72	2276	387	756	.512	0	0	---	164	220	.745	226	305	531	86	183	2	33	106	55	938	13.0
Wallace	70	68	2147	286	637	.449	17	62	.274	191	289	.661	118	268	386	137	182	2	117	159	91	780	11.1
House	13	5	300	61	135	.452	12	29	.414	10	13	.769	2	17	19	24	23	0	24	13	3	144	11.1
Knight	66	61	1944	248	587	.422	3	20	.150	167	196	.852	21	149	170	591	192	1	131	147	5	666	10.1
Bogans	74	42	1791	262	688	.381	57	173	.329	133	183	.727	76	150	226	135	167	1	68	122	8	714	9.6
Hart	74	27	1887	257	573	.449	35	95	.368	157	200	.785	18	185	203	367	167	1	99	102	14	706	9.5
Carroll	25	0	430	70	180	.389	13	39	.333	71	83	.855	13	47	60	17	37	0	17	25	2	224	9.0
Kapono	81	14	1491	269	671	.401	80	194	.412	70	85	.824	32	132	164	61	132	1	40	46	6	688	8.5
Rush (TOT)	48	22	968	157	406	.387	51	137	.372	37	48	.771	20	69	89	68	74	0	20	47	7	402	8.4
Rush (CHA)	34	22	877	153	386	.396	49	127	.386	35	46	.761	17	62	79	65	67	0	18	44	6	390	11.5
S. Smith	37	1	636	93	218	.427	38	90	.422	67	77	.870	13	36	49	57	74	2	12	24	7	291	7.9
Ely	79	17	1649	227	526	.432	0	0	---	122	212	.575	142	184	326	76	199	1	32	115	69	576	7.3
Allen (TOT)	36	1	519	84	177	.475	0	0	---	26	28	.929	40	59	99	18	53	0	9	18	22	194	5.4
Allen (CHA)	22	1	271	49	101	.485	0	0	---	13	14	.929	16	31	47	7	24	0	5	7	11	111	5.0
Slay	8	0	78	13	39	.333	2	12	.167	0	2	.000	6	8	14	3	20	0	5	8	0	28	3.5
Sampson	23	0	329	28	62	.452	0	0	---	23	39	.590	36	86	122	8	53	0	4	17	17	79	3.4
T. Smith	33	5	510	44	136	.324	3	12	.250	14	16	.875	39	77	116	28	58	0	6	27	4	105	3.2
Alexander	16	1	201	16	49	.327	8	19	.421	9	12	.750	8	21	29	37	29	0	9	19	1	49	3.1
Robinson	31	1	328	36	81	.444	3	8	.375	18	26	.692	14	34	48	30	42	1	11	20	4	93	3.0
White	17	0	135	14	31	.452	0	0	---	14	40	.350	11	23	34	1	31	1	2	11	12	42	2.5
BOBCATS	82	--	19880	2961	6859	.432	320	881	.363	1487	2096	.709	1083	2335	3418	1794	1894	13	695	1192	440	7729	94.3
OPPONENTS	82	--	19880	3015	6507	.463	442	1224	.361	1748	2279	.767	959	2586	3545	1768	1858	15	624	1297	446	8220	100.26

CHARLOTTE HORNETS 2001-02 FINAL ROSTER

FRONT OFFICE

BBALL OPS



PLAYERS

16-17 REVIEW

HISTORY

RECORDS

PLAYOFFS

NBA

MISC.

Record: 44-38 Home: 21-20 Road: 23-18 Overtime: 1-2 Eastern: 31-23 Western: 13-15

No.	Player	Pos.	Ht.	Wt.	Birthdate	From	Yrs Pro
2	Stacey Augmon	F	6-8	213	8/1/68	UNLV	11
42	P.J. Brown	F	6-11	239	10/14/69	Louisiana Tech	9
50	Matt Bullard	F	6-10	229	6/5/67	Iowa	11
5	Elden Campbell	C	7-0	279	7/23/68	Clemson	12
1	Baron Davis	G	6-3	223	4/14/79	UCLA	3
17	Bryce Drew	G	6-3	184	9/21/74	Valparaiso	4
35	Kirk Haston	F	6-9	242	3/10/79	Indiana	1
9	George Lynch	F	6-8	235	9/3/70	North Carolina	9
21	Jamaal Magloire	F/C	6-11	259	5/21/78	Kentucky	2
24	Jamal Mashburn	F	6-8	247	11/29/72	Kentucky	9
6	Jerome Moiso	F	6-10	232	6/15/78	UCLA	2
54	Lee Nailon	F	6-9	238	2/22/75	Texas Christian	2
34	Robert Traylor	F	6-8	284	2/1/77	Michigan	4
4	David Wesley	G	6-1	203	11/14/70	Baylor	9

Head Coach: Paul Silas (Creighton)

Athletic Trainer: Terry Kofler (Xavier)

Assistant Coaches: Brian Hill (Kennedy), Stephen Silas (Brown), Bob Donewald Jr. (Western Michigan)

Player	G	GS	MIN	FG	FGA	PCT	3FG	FGA	PCT	FT	FTA	PCT	OFF	DEF	TOT	AST	PF	DQ	STL	TO	BLK	PTS	AVG
Mashburn	40	40	1601	303	744	.407	41	112	.366	211	241	.876	31	211	242	171	80	0	45	110	6	858	21.5
Davis	82	82	3318	559	1341	.417	170	478	.356	196	338	.580	93	256	349	698	241	0	172	246	47	1484	18.1
Wesley	67	63	2487	364	910	.400	85	256	.332	138	188	.734	44	99	143	236	147	0	74	119	15	951	14.2
Campbell	77	74	2156	384	794	.484	0	2	.000	306	384	.797	133	397	530	102	264	4	60	138	137	1074	13.9
Nailon	79	41	1912	369	764	.483	1	2	.500	112	150	.747	103	188	291	94	175	1	59	96	17	851	10.8
Magloire	82	8	1549	228	414	.551	0	1	.000	243	333	.730	153	308	461	31	201	0	27	118	86	699	8.5
Brown	80	80	2563	250	527	.474	0	0	---	169	197	.858	273	513	786	107	222	1	59	85	78	669	8.4
Augmon	77	3	1319	140	328	.427	0	3	.000	77	101	.762	59	166	225	103	115	0	56	54	12	357	4.6
Lynch	45	18	893	73	198	.369	1	6	.167	25	40	.625	70	116	186	54	75	1	40	41	14	172	3.8
Traylor	61	1	678	87	204	.426	1	1	1.000	53	84	.631	67	120	187	37	127	1	24	45	37	228	3.7
Drew	61	0	774	78	182	.429	31	73	.425	23	29	.793	14	58	72	101	49	0	32	33	2	210	3.4
Bullard	31	0	350	39	115	.339	16	57	.281	11	12	.917	10	37	47	16	29	0	2	12	2	105	3.4
Haston	15	0	77	11	39	.282	0	3	.000	4	8	.500	5	15	20	5	9	0	0	3	1	26	1.7
Moiso	15	0	76	8	20	.400	0	0	---	0	0	---	4	21	25	4	12	0	3	8	2	16	1.1
CHARLOTTE	82	--	19755	2893	6580	.440	346	994	.348	1568	2105	.745	1059	2505	3564	1759	1747	8	653	1150	456	7700	93.9
OPPONENTS	82	--	19755	2850	6594	.432	433	1156	.375	1488	1938	.768	963	2399	3362	1639	1703	13	625	1140	422	7621	92.9

2001-02 GAME-BY-GAME

Table with columns: G, Date, Score, Opp, W/L, Record, Atten., Streak, Charlotte High Scorer, Charlotte High Rebounder, Opponent High Scorer. Rows list game dates, scores, opponents, records, attendance, streaks, and key players for Charlotte Hornets.

FRONT OFFICE BALL OPS PLAYERS 16-17 REVIEW HISTORY RECORDS PLAYOFFS NBA MISC.

* Denotes Number of Overtime Periods

CHARLOTTE HORNETS 2000-01 FINAL ROSTER

FRONT OFFICE

BBALL OPS

PLAYERS

16-17 REVIEW

HISTORY

RECORDS

PLAYOFFS

NBA

MISC.



Record: 46-36 **Home:** 28-13 **Road:** 18-23 **Overtime:** 3-3 **Eastern:** 37-13 **Western:** 9-19

No.	Player	Pos.	Ht.	Wt.	Birthdate	From	Yrs Pro
42	P.J. Brown	F	6-11	235	10/14/69	Louisiana Tech	7
2	Scott Burrell	G/F	6-7	233	1/12/71	Connecticut	7
5	Elden Campbell	C	7-0	279	7/23/68	Clemson	10
44	Derrick Coleman	F/C	6-10	270	6/21/67	Syracuse	10
1	Baron Davis	G	6-3	210	4/13/79	UCLA	1
33	Hersey Hawkins	G	6-3	200	9/29/66	Bradley	12
25	Tim James	F	6-7	214	12/25/76	Miami (FL)	1
21	Jamaal Magloire	F/C	6-10	253	5/21/78	Kentucky	R
24	Jamal Mashburn	F	6-8	240	11/29/72	Kentucky	7
54	Lee Nailon	F	6-8	241	2/22/75	Texas Christian	R
3	Eldridge Recasner	G	6-4	192	12/14/67	Washington	6
32	Eddie Robinson	F	6-9	204	4/19/76	Central Oklahoma	R
52	Otis Thorpe	F/C	6-10	245	8/5/62	Providence	16
4	David Wesley	G	6-1	203	11/14/70	Baylor	7

AHead Coach: Paul Silas (Creighton)

Athletic Trainer: Terry Kofler (Xavier)

Assistant Coaches: Lee Rose (Transylvania), Jerry Eaves (Louisville), Stephen Silas (Brown)

Player	G	GS	MIN	FG	FBA	PCT	3FG	FGA	PCT	FT	FTA	PCT	OFF	DEF	TOT	AST	PF	DQ	STL	TO	BLK	PTS	AVG
Mashburn	76	76	2989	573	1388	.413	103	289	.356	279	364	.766	92	484	576	411	185	1	85	211	13	1528	20.1
Wesley	82	82	3106	523	1239	.422	97	258	.376	271	339	.799	64	160	224	361	220	2	128	171	16	1414	17.2
Davis	82	82	3192	409	957	.427	85	274	.310	228	337	.677	129	279	408	598	267	1	170	226	36	1131	13.8
Campbell	78	78	2337	367	834	.440	0	6	.000	288	406	.709	157	451	608	104	280	1	60	144	140	1022	13.1
Brown	80	79	2811	249	561	.444	0	4	.000	178	209	.852	257	485	742	127	260	6	78	108	92	676	8.4
Coleman	34	3	683	97	255	.380	20	51	.392	63	92	.685	46	138	184	39	53	1	10	42	21	277	8.1
Robinson	67	6	1201	216	407	.531	2	4	.500	64	88	.727	60	138	198	59	66	0	50	43	32	498	7.4
Magloire	74	0	1095	122	271	.450	0	2	.000	95	145	.655	103	192	295	27	139	0	18	61	78	339	4.6
Burrell	4	0	41	7	15	.467	2	6	.333	1	4	.250	1	2	3	1	8	0	3	0	0	17	4.3
Nailon	42	0	469	66	136	.485	0	1	.000	32	43	.744	29	63	92	24	60	0	9	27	5	164	3.9
Hawkins	59	0	681	56	137	.409	17	46	.370	54	63	.857	17	63	80	72	45	0	33	19	9	183	3.1
Thorpe	49	4	647	59	131	.450	0	0	--	20	24	.833	50	95	145	29	108	0	12	32	7	138	2.8
Recasner	43	0	403	38	114	.333	13	39	.333	14	18	.778	13	37	50	39	30	0	6	27	1	103	2.4
Overton	2	0	15	2	2	1.000	0	0	--	0	0	--	0	0	0	0	2	0	1	3	0	4	2.0
James	30	0	197	16	52	.308	1	3	.333	12	14	.857	15	20	35	8	27	0	2	8	5	45	1.5
Roberson	3	0	13	0	2	.000	0	1	.000	0	0	--	0	1	1	1	3	0	0	2	0	0	0.0
CHARLOTTE	82	--	19880	2800	6501	.431	340	984	.346	1599	2146	.745	1033	2608	3641	1900	1753	12	665	1183	455	7539	91.9
OPPONENTS	82	--	19880	2767	6501	.426	389	1081	.360	1444	1910	.756	892	2436	3328	1748	1768	13	616	1204	375	7367	89.8

CHARLOTTE HORNETS 1999-2000 FINAL ROSTER

FRONT OFFICE

BBALL OPS

PLAYERS

16-17 REVIEW

HISTORY

RECORDS

PLAYOFFS

NBA

MISC.



Record: 49-33 **Home:** 30-11 **Road:** 19-22 **Overtime:** 2-2 **Eastern:** 36-18 **Western:** 13-15

No.	Player	Pos.	Ht.	Wt.	Birthdate	From	Yrs Pro
25	Chucky Brown	F	6-8	220	2/29/68	North Carolina State	10
5	Elden Campbell	C	7-0	275	7/23/68	Clemson	9
44	Derrick Coleman	F/C	6-10	260	6/21/67	Syracuse	9
1	Baron Davis	G	6-3	212	4/13/79	UCLA	R
21	Ricky Davis	G	6-7	197	9/23/79	Iowa	1
9	Dale Ellis	F	6-7	215	8/6/60	Tennessee	16
52	Todd Fuller	C	7-0	268	7/25/74	North Carolina State	3
7	Michael Hawkins	G	6-0	180	10/28/72	Xavier	2
6	Eddie Jones	G	6-7	294	10/20/71	Temple	5
14	Anthony Mason	F	6-8	260	12/14/66	Tennessee State	10
40	Brad Miller	C	7-0	261	4/12/76	Purdue	1
32	Eddie Robinson	F	6-9	204	4/19/76	Central Oklahoma	R
4	David Wesley	G	6-1	211	11/14/70	Baylor	6

Head Coach: Paul Silas (Creighton)

Athletic Trainer: Terry Kofler (Xavier)

Assistant Coaches: Lee Rose (Transylvania), Mark Osowski (Massachusetts), Jerry Eaves (Louisville)

Player	G	GS	MIN	FG	FBA	PCT	3FG	FGA	PCT	FT	FTA	PCT	OFF	DEF	TOT	AST	PF	DQ	STL	TO	BLK	PTS	AVG
Jones	72	72	2807	478	1119	.427	128	341	.375	362	419	.864	81	262	343	305	176	1	192	160	49	1446	20.1
Coleman	74	64	2347	446	979	.456	51	141	.362	296	377	.785	124	508	632	175	195	2	34	173	130	1239	16.7
Wesley	82	82	2760	407	955	.426	88	248	.355	214	275	.778	39	186	225	463	186	2	109	159	11	1116	13.6
Phills	28	9	825	152	335	.454	30	91	.330	47	65	.723	17	54	71	79	72	2	41	48	8	381	13.6
Campbell	78	77	2538	370	829	.446	0	6	.000	247	358	.690	168	422	590	129	269	6	56	127	150	987	12.7
Mason	82	81	3133	317	661	.480	0	1	.000	314	421	.746	145	554	699	367	220	0	74	160	29	948	11.6
Miller	55	4	961	135	293	.461	0	2	.000	153	195	.785	113	180	293	45	111	1	23	48	35	423	7.7
Robinson	67	8	1112	212	386	.549	0	4	.000	47	64	.734	54	130	184	32	67	0	48	39	25	471	7.0
Davis	82	0	1523	182	433	.420	25	111	.225	97	153	.634	48	117	165	309	201	1	97	140	19	486	5.9
Brown (CHA)	33	2	494	66	152	.434	1	7	.143	11	21	.524	24	66	90	25	61	1	12	17	8	144	4.4
Davis	48	4	570	94	187	.503	0	4	.000	39	51	.765	29	54	83	62	39	0	30	46	8	227	4.7
Ellis (CHA)	24	5	240	19	58	.328	14	35	.400	3	4	.750	6	16	22	8	22	0	7	13	0	55	2.3
Fuller	41	2	399	51	122	.418	0	0	--	32	53	.604	36	74	110	5	46	0	9	27	8	134	3.3
Recasner	7	0	28	3	7	.429	1	4	.250	0	0	--	0	4	4	5	1	0	0	0	0	7	1.0
Hawkins	12	0	36	3	13	.231	1	5	.200	1	2	.500	0	7	7	13	2	0	0	3	0	8	0.7
Hood	2	0	4	0	3	.000	0	0	--	0	0	--	0	1	1	0	0	0	0	0	0	0	0.0
Miskiri	1	0	3	0	1	.000	0	1	.000	0	0	--	0	0	0	1	2	0	0	0	0	0	0.0
CHARLOTTE	82	--	19780	2935	6533	.449	339	1001	.339	1863	2458	.758	884	2635	3519	2023	1670	16	732	1206	480	8072	98.4
OPPONENTS	82	--	19780	3048	6811	.448	410	1086	.378	1347	1807	.745	966	2550	3516	1903	2076	21	604	1297	421	7853	95.8

1999-2000 GAME-BY-GAME

G	Date	Score	Opp	W/L	Record	Atten.	Streak	Charlotte		Opponent
								High Scorer	High Rebounder	
1	11/2	100-86	ORL	W	1-0	17,461	W1	Jones (24)	Campbell (9)	Galting (15)
2	11/4	98-89	IND	W	2-0	15,762	W2	Jones (22)	Mason (10)	Miller (20)
3	11/5	100-103	@BOS	L	2-1	16,582	L1	Wesley (17)	Mason (8)	Anderson (24)
4	11/7	99-109	@TOR	L	2-2	16,658	L2	Jones (26)	Mason/Campbell (10)	Carter (25)
5	11/10	117-111	MIL	W	3-2	15,769	W1	Jones (33)	Mason (8)	Robinson/Allen (24)
6	11/12	96-92	NUN	W	4-2	16,668	W2	Jones (24)	Campbell (11)	Marbury (31)
7	11/13	79-95	@SAS	L	4-3	19,669	L1	Phills (13)	Mason/Campbell (10)	Duncan (22)
8	11/16	98-103	@ATL	L	4-4	11,426	L2	Mason/Jones (20)	Mason (16)	Terry (22)
9	11/17	104-99	DAL	W	5-4	15,137	W1	Jones (24)	Coleman (18)	Pack (27)
10	11/19	103-92	@ORL	W	6-4	12,936	W2	Jones (30)	Mason (15)	Armstrong (18)
11	11/20	*96-100	POR	L	6-5	20,688	L1	Campbell (24)	Campbell (11)	Anthony (24)
12	11/24	89-73	VAN	W	7-5	16,003	W1	Jones (14)	Mason (10)	Dickerson (16)
13	11/26	118-85	WAS	W	8-5	18,542	W2	Campbell (19)	Miller (10)	Hamilton (16)
14	11/27	89-106	@CLE	L	8-6	15,194	L1	Jones (22)	Mason (13)	Murray/DeClerq (16)
15	12/1	90-94	@POR	L	8-7	19,980	L2	Campbell (19)	Campbell (11)	Schrempf (18)
16	12/3	113-94	@VAN	W	9-7	12,107	W1	Wesley (28)	Mason (6)	Dickerson (29)
17	12/5	103-81	@SEA	W	10-7	12,233	W2	Coleman (26)	Coleman (11)	Payton (17)
18	12/8	113-106	GSW	W	11-7	15,327	W3	Jones (30)	Mason (15)	Starks (28)
19	12/10	106-99	DEN	W	12-7	17,320	W4	Mason (21)	Mason (12)	LaFrentz/Van Exel (20)
20	12/11	106-84	@PHI	W	13-7	18,078	W5	Miller (19)	Miller (12)	McKie (16)
21	12/15	103-98	MIN	W	14-7	16,303	W6	Coleman (20)	Mason (13)	Sealy (27)
22	12/17	99-86	CLE	W	15-7	15,586	W7	Phills (19)	Mason (13)	Kemp/Murray (15)
23	12/18	106-89	@MIA	W	16-7	14,621	W8	Jones (24)	Coleman (10)	Mourning (18)
24	12/20	*109-112	@NYK	L	16-8	19,763	L1	Jones (23)	Mason (13)	Houston (31)
25	12/23	106-110	ORL	L	16-9	16,918	L2	Coleman (20)	Coleman/Mason/Miller (9)	Armstrong (28)
26	12/26	96-114	@DET	L	16-10	15,339	L3	Mason (28)	Campbell/Coleman/Mason (6)	Hill (30)
27	12/27	108-104	ATL	W	17-10	17,114	W1	Coleman (25)	Coleman (16)	Rider (25)
28	12/29	109-105	MIL	W	18-10	17,134	W2	Coleman (27)	Campbell (11)	Robinson (36)
29	12/30	99-109	@IND	L	18-11	18,345	L1	Wesley (17)	Campbell/B. Davis/R. Davis(6)	Miller (30)
30	1/4	80-86	@PHX	L	18-12	18,640	L2	Campbell/Wesley (18)	Coleman (19)	Robinson (30)
31	1/5	96-118	@UTA	L	18-13	19,518	L3	Wesley (19)	Campbell/Miller (6)	Malone (30)
32	1/7	83-87	@LAL	L	18-14	18,997	L4	Coleman/Phills/Wesley (17)	Campbell (13)	O'Neal (23)
33	1/8	92-97	@DEN	L	18-15	18,408	L5	Coleman (21)	Coleman (14)	Van Exel (32)
34	1/10	87-137	@MIL	L	18-16	13,159	L6	Wesley (23)	Miller (8)	Allen (26)
35	1/15	79-91	@NYK	L	18-17	19,763	L7	Jones (23)	Coleman (13)	Sprewell (20)
36	1/17	115-94	TOR	W	19-17	20,278	W1	Jones (25)	Coleman (11)	Carter (24)
37	1/19	96-86	@CHI	W	20-17	21,906	W2	Jones (26)	Mason (13)	Brand (24)
38	1/20	109-100	PHI	W	21-17	16,160	W3	Jones/Coleman (23)	Mason (9)	Iverson (35)
39	1/22	110-96	BOS	W	22-17	18,900	W4	Coleman (24)	Mason/Coleman (11)	Potapenko (18)
40	1/25	99-110	SAC	L	22-18	17,370	L1	Coleman (24)	Campbell (11)	Webber (30)
41	1/27	117-102	DET	W	23-18	16,238	W1	Jones (25)	Miller (9)	Stackhouse (34)
42	1/29	100-79	PHX	W	24-18	19,366	W2	Jones (20)	Miller (12)	Hardaway (24)
43	2/1	83-99	@HOU	L	24-19	14,391	L1	Jones (20)	Coleman (11)	Mobley (23)
44	2/3	96-106	@DAL	L	24-20	11,126	L2	Jones (21)	Campbell (10)	Finley (32)
45	2/5	110-102	@WAS	W	25-20	18,422	W1	Campbell (27)	Coleman (10)	Richmond (22)
46	2/7	95-85	NYK	W	26-20	18,128	W2	Jones (34)	Coleman (13)	Houston (26)
47	2/9	103-95	CLE	W	27-20	16,512	W3	Jones (32)	Campbell (10)	Murray (31)
48	2/15	95-93	@PHI	W	28-20	18,488	W4	Jones (27)	Mason/Campbell (12)	Iverson (28)
49	2/16	85-92	LAL	L	28-21	23,799	L1	Coleman (19)	Campbell (13)	Bryant (26)
50	2/18	115-87	LAC	W	29-21	18,796	W1	Coleman (17)	Campbell (12)	Taylor (22)
51	2/20	80-85	MIA	L	29-22	21,539	L1	Jones (18)	Coleman (12)	Hardaway (23)
52	2/22	102-97	HOU	W	30-22	15,921	W1	Coleman (32)	Coleman (12)	Francis (24)
53	2/24	70-72	SAS	L	30-23	18,535	L1	Coleman (19)	Coleman (20)	Robinson (16)
54	2/26	93-104	@NUN	L	30-24	18,481	L2	Coleman (24)	Coleman (10)	Van Horn (29)
55	2/28	81-84	SEA	L	30-25	15,902	L3	Jones (23)	Mason (13)	Payton (32)
56	2/29	92-87	@MIN	W	31-25	15,922	W1	Campbell (22)	Mason/Campbell (8)	Garnett (21)
57	3/2	96-104	@ORL	L	31-26	12,382	L1	Campbell (22)	Mason (13)	Mercer (19)
58	3/3	87-89	UTA	L	31-27	21,148	L2	Jones (31)	Campbell (11)	Stockton (22)
59	3/5	100-94	CHI	W	32-27	15,799	W1	Coleman (26)	Mason/Coleman (7)	Brand (24)
60	3/7	102-99	@GSW	W	33-27	10,201	W2	Coleman (34)	Coleman (17)	Hughes (21)
61	3/8	92-105	@SAC	L	33-28	17,317	L1	Wesley (21)	Campbell (13)	Divac (27)
62	3/10	118-101	@LAC	W	34-28	15,362	W1	Coleman (31)	Coleman/Campbell (12)	Anderson (24)
63	3/15	77-74	CHI	W	35-28	15,964	W2	Wesley/Jones (18)	Campbell (20)	Carr (18)
64	3/17	99-118	NYK	L	35-29	23,799	L1	Wesley (24)	Campbell (10)	Houston (27)
65	3/18	99-113	@IND	L	35-30	18,345	L2	Coleman (28)	Mason/Coleman (10)	Rose (22)
66	3/20	96-102	PHI	L	35-31	16,281	L3	Jones (28)	Mason (11)	Iverson (25)
67	3/22	119-103	NUN	W	36-31	15,595	W1	Jones (26)	Campbell/Mason/Robinson (7)	Marbury (23)
68	3/24	102-84	@TOR	W	37-31	19,800	W2	Jones (25)	Coleman (12)	Carter (18)
69	3/25	86-70	@ATL	W	38-31	14,609	W3	Jones (24)	Mason/Fuller (15)	Henderson (17)
70	3/29	98-91	@DET	W	39-31	14,997	W4	Mason (22)	Campbell (13)	Hill (26)
71	3/31	*110-101	TOR	W	40-31	23,779	W5	Jones (32)	Mason (14)	Carter (31)
72	4/1	90-87	@CHI	W	41-31	21,882	W6	Campbell (25)	Mason/Campbell (9)	Brand (24)
73	4/4	112-105	BOS	W	42-31	16,305	W7	Mason (27)	Coleman (14)	Anderson (23)
74	4/6	70-76	@MIA	L	42-32	15,803	L1	Mason (14)	Mason (15)	Mourning (26)
75	4/7	82-97	DET	L	42-33	20,002	L2	B. Davis (14)	Mason/Coleman (10)	Stackhouse (23)
76	4/9	96-80	IND	W	43-33	19,312	W1	Campbell/Coleman/Jones (19)	Campbell (13)	Rose (18)
77	4/10	107-105	@WAS	W	44-33	12,071	W2	Jones (26)	Coleman (16)	Richmond (21)
78	4/12	119-87	ATL	W	45-33	15,809	W3	Wesley (29)	Miller (8)	Glover (14)
79	4/14	*109-106	@MIL	W	46-33	15,839	W4	Jones (29)	Coleman (12)	Robinson (38)
80	4/16	105-102	@BOS	W	47-33	17,278	W5	Jones (25)	Mason (12)	Walker (21)
81	4/18	103-88	@CLE	W	48-33	14,481	W6	Wesley (23)	Mason/Coleman (11)	Sura (20)
82	4/19	83-73	MIA	W	49-33	18,838	W7	Mason/Jones (14)	Campbell (8)	Carter (16)

* Denotes Number of Overtime Periods

FRONT OFFICE
BALL OPS
PLAYERS
16-17 REVIEW
HISTORY
RECORDS
PLAYOFFS
NBA
MISC.

CHARLOTTE HORNETS 1998-99 FINAL ROSTER

FRONT OFFICE

BBALL OPS

PLAYERS

16-17 REVIEW

HISTORY

RECORDS

PLAYOFFS

NBA

MISC.



Record: 26-24 **Home:** 16-9 **Road:** 10-15 **Overtime:** 3-2 **Eastern:** 23-21 **Western:** 3-3

No.	Player	Pos.	Ht.	Wt.	Birthdate	From	Yrs Pro
15	Corey Beck	G	6-3	190	5/27/71	Arkansas	2
52	Chucky Brown	F	6-8	226	2/29/68	North Carolina State	9
5	Elden Campbell	C/F	7-0	255	7/23/68	Clemson	8
44	Derrick Coleman	F/C	6-10	260	6/21/67	Syracuse	8
21	Ricky Davis	G	6-7	202	9/23/79	Iowa	R
6	Eddie Jones	G/F	6-6	200	10/20/71	Temple	4
40	Brad Miller	C	6-11	244	4/12/76	Purdue	R
14	Anthony Mason	F	6-8	260	12/14/66	Tennessee State	9
45	Chuck Person	F	6-8	241	6/27/64	Auburn	12
13	Bobby Phills	G/F	6-5	232	12/20/69	Southern	7
3	Eldridge Recasner	G	6-3	189	12/14/67	Washington	4
33	Charles Shackleford	C	6-11	263	4/22/66	North Carolina State	5
4	David Wesley	G	6-1	202	11/14/70	Baylor	5

Head Coach: Paul Silas (Creighton)

Athletic Trainer: Terry Kofler (Xavier)

Assistant Coaches: Lee Rose (Transylvania),

Mark Osowski (Massachusetts), Jeff Bower (St. Francis (PA))

Player	G	GS	MIN	FG	FBA	PCT	3FG	FGA	PCT	FT	FTA	PCT	OFF	DEF	TOT	AST	PF	DQ	STL	TO	BLK	PTS	AVG
Jones (CHA)	30	30	1157	164	368	.446	28	78	.359	153	191	.801	30	88	118	125	86	1	90	72	34	509	17.0
Reid	16	16	556	88	169	.521	0	0	--	67	84	.798	21	92	113	25	63	2	22	28	10	243	15.2
Phills	43	43	1574	215	497	.433	68	172	.395	115	168	.685	39	135	174	149	124	1	60	92	25	613	14.3
Wesley	50	50	1848	243	545	.446	61	170	.359	159	191	.832	23	138	161	322	130	2	100	142	10	706	14.1
Coleman	37	29	1178	168	406	.414	7	33	.212	143	190	.753	76	252	328	78	96	1	24	90	42	486	13.1
Campbell (CHA)	32	32	1134	178	364	.489	0	1	.000	134	207	.647	88	213	301	61	108	1	38	58	57	490	15.3
Brown	48	21	1192	176	373	.472	15	40	.375	40	59	.678	36	138	174	57	106	0	16	38	19	407	8.5
Miller	38	0	469	78	138	.565	1	2	.500	81	102	.794	35	82	117	22	65	0	9	32	18	238	6.3
Person	50	21	990	112	289	.388	55	157	.350	24	32	.750	17	115	132	60	90	0	20	41	8	303	6.1
Armstrong	10	1	178	21	43	.488	6	8	.750	9	10	.900	1	15	16	27	16	0	3	10	0	57	5.7
Recasner	44	2	708	82	184	.446	24	60	.400	34	39	.872	20	57	77	91	66	0	17	58	1	222	5.0
Davis	46	1	557	81	200	.405	2	12	.167	45	59	.763	40	44	84	58	46	0	30	54	7	209	4.5
Shackleford	32	4	367	44	90	.489	0	0	--	19	29	.655	41	88	129	13	66	1	5	27	13	107	3.3
Beck (CHA)	16	0	150	14	31	.452	1	1	1.000	6	13	.462	3	20	23	20	21	0	7	11	2	35	2.2
Williams	8	0	62	6	13	.462	0	0	--	3	4	.750	6	13	19	2	10	0	2	6	1	15	1.9
Burton	3	0	18	1	7	.143	0	1	.000	2	4	.500	4	2	6	0	2	0	0	1	0	4	1.3
Wolf	3	0	12	0	1	.000	0	0	--	0	2	.000	0	1	1	0	6	0	0	0	0	0	0.0
CHARLOTTE	50	--	12150	1671	3718	.449	268	735	.365	1034	1384	.747	480	1493	1973	1110	1101	9	443	796	247	4644	92.9
OPPONENTS	50	--	12150	1739	4003	.434	212	637	.333	959	1306	.734	655	1491	2146	1092	1151	13	443	762	232	4649	93.0

1998-99 GAME-BY-GAME

G	Date	Score	Opp	W/L	Record	Atten.	Streak	Charlotte High Scorer	Charlotte High Rebounder	Opponent High Scorer
1	2/5	66-78	PHI	L	0-1	21,191	L1	Phills (15)	Coleman (15)	Iverson (33)
2	2/6	*107-113	MIL	L	0-2	18,820	L2	Phills (18)	Coleman (13)	Robinson (25)
3	2/8	94-91	MIA	W	1-2	18,044	W1	Reid (19)	Coleman (12)	Hardaway (32)
4	2/10	77-87	CLE	L	1-3	18,049	L1	Person/Coleman (16)	Coleman (7)	Kemp (20)
5	2/11	88-100	@ATL	L	1-4	8,611	L2	Coleman (17)	Coleman/Wesley (13)	Smith (17)
6	2/16	88-116	@LAL	L	1-5	14,093	L3	Phills (20)	Coleman (9)	O'Neal (20)
7	2/17	87-96	@GSW	L	1-6	9,734	L4	Reid (29)	Reid (10)	Marshall (13)
8	2/19	95-106	@SAC	L	1-7	17,317	L5	Reid/Wesley (21)	Coleman (10)	Williams (25)
9	2/24	83-91	MIA	L	1-8	17,828	L6	Phills (20)	Coleman (14)	Mourning (20)
10	2/26	97-95	POR	W	2-8	18,633	W1	Coleman (28)	Coleman (8)	Rider (27)
11	2/27	77-94	@CHI	L	2-9	22,814	L1	Coleman (17)	Reid/Phills (9)	Kukoc (16)
12	3/1	91-88	TOR	W	3-9	18,039	W1	Coleman (24)	Coleman (12)	Brown/Carter/Christie (15)
13	3/3	76-93	@ORL	L	3-10	15,421	L1	Coleman (24)	Coleman (10)	Anderson (25)
14	3/4	96-82	@NUN	W	4-10	14,728	W1	Person (21)	Coleman (15)	Van Horn (28)
15	3/5	85-86	@WAS	L	4-11	15,703	L1	Reid (20)	Shackleford (12)	Howard (26)
16	3/9	105-87	BOS	W	5-11	18,342	W1	Reid (26)	Reid (12)	Walker (32)
17	3/10	70-85	@PHI	L	5-12	14,590	L1	Phills (18)	Shackleford (10)	Iverson (25)
18	3/12	92-83	@WAS	W	6-12	16,343	W1	Wesley (23)	Shackleford (14)	Cheaney (22)
19	3/14	86-94	@NYK	L	6-13	19,763	L1	Jones (23)	Campbell (9)	Houston (20)
20	3/15	82-89	@TOR	L	6-14	15,329	L2	Wesley/Campbell/Jones/Brown (13)	Coleman/Wesley (9)	Christie (18)
21	3/17	119-111	PHX	W	7-14	17,837	W1	Jones (29)	Campbell (19)	Chapman (25)
22	3/19	*83-82	UTA	W	8-14	22,989	W2	Campbell (19)	Campbell/Coleman (12)	Hornacek (21)
23	3/21	94-87	@MIL	W	9-14	13,974	W3	Jones (23)	Campbell/Coleman (9)	Robinson (19)
24	3/23	78-86	@ORL	L	9-15	16,405	L1	Jones (20)	Coleman (16)	Armstrong (28)
25	3/24	110-81	CHI	W	10-15	17,857	W1	Miller (25)	Campbell/Davis (11)	Simpkins (20)
26	3/26	90-82	ORL	W	11-15	21,698	W2	Campbell (24)	Coleman (7)	Anderson (17)
27	3/28	105-84	CLE	W	12-15	18,490	W3	Miller (24)	Campbell (10)	Person (20)
28	3/30	99-109	BOS	L	12-16	18,102	L1	Campbell (17)	Campbell (7)	Anderson (22)
29	3/31	94-102	MIL	L	12-17	17,552	L2	Recasner (26)	Campbell (10)	Allen (20)
30	4/2	81-87	IND	L	12-18	21,649	L3	Coleman (19)	Coleman (14)	Miller (18)
31	4/4	83-85	@ATL	L	12-19	7,149	L4	Jones (16)	Coleman (18)	Henderson (18)
32	4/5	71-77	ATL	L	12-20	17,927	L5	Wesley (18)	Campbell (9)	Blaylock (13)
33	4/7	106-82	NYK	W	13-20	19,810	W1	Wesley (24)	Campbell (7)	Thomas/Ewing (17)
34	4/9	90-88	HAS	W	14-20	19,038	W2	Campbell (32)	Campbell (10)	Strickland (25)
35	4/10	92-90	@IND	W	15-20	16,702	W3	Phills (23)	Campbell (16)	Smits (22)
36	4/12	92-86	@DET	W	16-20	14,355	W4	Campbell (27)	Campbell (11)	Reid (25)
37	4/14	83-79	DET	W	17-20	18,229	W5	Phills/Jones (21)	Brown (9)	Hunter (20)
38	4/16	95-94	@MIL	W	18-20	18,010	W6	Jones (23)	Campbell (10)	Allen (21)
39	4/17	90-82	@CLE	W	19-20	15,357	W7	Wesley/Campbell (24)	Phills (7)	Kemp (23)
40	4/19	120-113	@NUN	W	20-20	15,178	W8	Phills (23)	Phills (6)	Marbury (27)
41	4/21	88-85	DET	W	21-20	19,385	W9	Campbell (32)	Campbell (14)	Hill (28)
42	4/23	105-110	@NYK	L	21-21	19,763	L1	Campbell (17)	Coleman (11)	Houston (30)
43	4/24	97-82	NUN	W	22-21	20,855	W1	Wesley (19)	Campbell (13)	Marbury (30)
44	4/26	84-91	NYK	L	22-22	19,782	L1	Phills/Coleman (20)	Campbell (9)	Sprewell (21)
45	4/27	108-98	@TOR	W	23-22	19,800	W1	Jones (28)	Coleman (9)	McGrady (27)
46	4/29	*110-115	@IND	L	23-23	16,228	L1	Wesley (23)	Campbell (16)	Miller (27)
47	4/30	92-88	CHI	W	24-23	20,536	W1	Campbell/Wesley (19)	Campbell (10)	Kukoc (23)
48	5/2	93-100	@MIA	L	24-24	15,200	L1	Jones (23)	Campbell (10)	Mashburn (20)
49	5/4	*117-110	PHI	W	25-24	20,125	W1	Jones (28)	Campbell (11)	Iverson (39)
50	5/5	**133-129	@BOS	W	26-24	16,635	W1	Davis/Miller (32)	Miller (13)	Pierce (27)

* Denotes Number of Overtime Periods

- FRONT OFFICE
- BALL OPS
- PLAYERS
- 16-77 REVIEW
- HISTORY
- RECORDS
- PLAYOFFS
- NBA
- MISC.

CHARLOTTE HORNETS 1997-98 FINAL ROSTER

FRONT OFFICE

BBALL OPS

PLAYERS

16-17 REVIEW

HISTORY

RECORDS

PLAYOFFS

NBA

MISC.



Record: 51-31 Home: 32-9 Road: 19-22 Overtime: 2-1 Eastern: 31-23 Western: 20-8

No.	Player	Pos.	Ht.	Wt.	Birthdate	From	Yrs Pro
10	B.J. Armstrong	G	6-2	185	9/9/67	Iowa	8
15	Corey Beck	G	6-3	200	5/27/71	Arkansas	1
30	Dell Curry	G	6-5	204	6/25/64	Virginia Tech	11
12	Vlade Divac	C	7-1	260	2/3/68	Serbia	8
52	Matt Geiger	C/F	7-1	248	9/10/69	Georgia Tech	5
14	Anthony Mason	F	6-8	250	12/14/66	Tennessee State	8
11	Vernon Maxwell	G	6-4	190	9/12/65	Florida	9
13	Bobby Phillips	G/F	6-5	226	12/20/69	Southern	6
7	J.R. Reid	F/C	6-10	247	3/31/68	North Carolina	7
41	Glen Rice	F	6-8	221	5/28/67	Michigan	8
5	Donald Royal	F	6-8	218	5/2/66	Notre Dame	7
4	David Wesley	G	6-1	202	11/14/70	Baylor	4
32	Travis Williams	F	6-7	224	5/27/69	South Carolina State	R

Head Coach: Dave Cowens (Florida State)

Athletic Trainer: Terry Kofler (Xavier)

Assistant Coaches: Lee Rose (Transylvania), Paul Silas (Creighton), Mark Osowski (Massachusetts)

Player	G	GS	MIN	FG	FBA	PCT	3FG	FGA	PCT	FT	FTA	PCT	OFF	DEF	TOT	AST	PF	DQ	STL	TO	BLK	PTS	AVG
Rice	82	82	3295	634	1386	.457	130	300	.433	428	504	.849	89	264	353	182	200	0	77	182	22	1826	22.3
Wesley	81	81	2845	383	864	.443	59	170	.347	229	288	.795	49	164	213	529	229	3	140	226	30	1054	13.0
Mason	81	80	3148	389	764	.509	0	4	.000	261	402	.649	177	649	826	342	182	1	68	146	18	1039	12.8
Geiger	78	42	1839	358	709	.505	1	11	.091	168	236	.712	196	325	521	78	191	1	68	111	87	885	11.3
Divac	64	41	1805	267	536	.498	3	14	.214	130	188	.691	183	335	518	172	179	1	83	114	94	667	10.4
Phillips	62	61	1887	246	552	.446	44	114	.386	106	140	.757	59	157	216	187	181	2	81	108	18	642	10.4
Curry	52	1	971	194	434	.447	61	145	.421	41	52	.788	26	75	101	69	85	2	31	54	4	490	9.4
Maxwell (CHA)	31	0	467	77	180	.428	31	86	.360	25	34	.735	9	35	44	40	51	1	14	28	3	210	6.8
Reid	79	1	1109	146	318	.459	3	8	.375	89	122	.730	72	138	210	51	172	1	35	65	19	384	4.9
Armstrong (CHA)	62	0	772	99	194	.510	9	34	.265	37	43	.860	12	57	69	144	68	0	25	35	0	244	3.9
Williams	39	0	365	56	119	.471	0	1	.000	24	46	.522	53	39	92	20	55	0	18	30	5	136	3.5
Beck	59	14	738	73	159	.459	2	4	.500	43	59	.729	27	63	90	98	100	0	33	70	7	191	3.2
Bogues	2	0	16	2	5	.400	0	0	--	2	2	1.000	0	1	1	4	2	0	2	1	0	6	3.0
Delk	3	0	34	3	4	.750	1	1	1.000	1	2	.500	0	2	2	3	8	0	0	4	0	8	2.7
Royal (CHA)	29	5	305	24	63	.381	0	0	--	26	29	.897	16	21	37	16	30	0	6	7	1	74	2.6
Farmer	27	2	169	17	53	.321	2	9	.222	31	39	.795	16	16	32	5	23	0	10	9	4	67	2.5
Grayner	1	0	11	0	4	.000	0	3	.000	0	0	--	0	0	0	1	0	0	0	2	0	0	0.0
McDonald	1	0	4	0	0	--	0	0	--	0	0	--	1	0	1	0	1	0	0	2	0	0	0.0
CHARLOTTE	82	--	19780	2968	6344	.468	346	904	.383	1641	2186	.751	985	2341	3326	1941	1757	12	691	1247	312	7923	96.6
OPPONENTS	82	--	19780	2977	6417	.464	369	1063	.347	1436	1964	.731	965	2259	3224	1806	1902	18	582	1240	372	7759	94.6

1997-98 GAME-BY-GAME

G	Date	Score	Opp	W/L	Record	Atten.	Streak	Charlotte High Scorer	Charlotte High Rebounder	Opponent High Scorer
1	10/31	85-97	NYK	L	0-1	24,042	L1	Mason (21)	Mason (12)	Ewing (23)
2	11/1	90-106	@MIN	L	0-2	19,006	L2	Geiger (21)	Mason (11)	Marbury (23)
3	11/3	112-99	@MIA	W	1-2	14,587	W1	Rice (28)	Mason (11)	Mashburn (18)
4	11/5	110-103	DAL	W	2-2	24,042	W2	Rice (28)	Mason (9)	Reeves (24)
5	11/7	107-92	@WAS	W	3-2	18,756	W3	Rice (24)	Mason (13)	Webber (24)
6	11/8	89-82	IND	W	4-2	24,042	W4	Rice (30)	Divac (13)	Miller (20)
7	11/14	92-105	@CHI	L	4-3	23,894	L1	Phills (14)	Geiger (9)	Jordan (28)
8	11/15	130-96	LAC	W	5-3	24,042	W1	Rice (36)	Divac (11)	Rogers (24)
9	11/19	106-92	POR	W	6-3	24,042	W2	Rice (27)	Mason (15)	Rider/Sabonis/Wallace (18)
10	11/21	119-102	MIA	W	7-3	24,042	W3	Rice (26)	Mason (11)	Hardaway (23)
11	11/22	95-94	@IND	W	8-3	15,802	W4	Rice (22)	Divac (9)	Miller (23)
12	11/25	90-85	DET	W	9-3	22,617	W5	Rice (21)	Mason (15)	B. Williams (27)
13	11/28	91-97	CLE	L	9-4	24,042	L1	Wesley/Phills (17)	Mason (12)	Person (33)
14	11/29	80-98	@ATL	L	9-5	21,938	L2	Geiger (19)	Geiger (8)	Smith (23)
15	12/2	121-102	SAC	W	10-5	21,166	W1	Rice (30)	Divac (8)	Richmond (25)
16	12/4	92-102	@MIL	L	10-6	13,898	L1	Rice (27)	Divac (7)	Brandon (24)
17	12/6	79-90	@NYK	L	10-7	19,763	L2	Mason (16)	Mason (14)	Starks (27)
18	12/9	95-82	@TOR	W	11-7	16,325	W1	Phills (20)	Divac (14)	Stoudamire (20)
19	12/10	104-101	WAS	W	12-7	21,155	W2	Rice (29)	Mason (10)	Eackles (24)
20	12/12	79-77	CHI	W	13-7	24,042	W3	Rice (21)	Mason/Rice (7)	Jordan (28)
21	12/13	85-84	@CLE	W	14-7	18,361	W4	Rice (32)	Rice (9)	Kemp (25)
22	12/17	99-90	MIL	W	15-7	20,691	W5	Divac (21)	Divac (12)	Robinson/Allen (24)
23	12/19	86-106	@WAS	L	15-8	19,107	L1	Curry (14)	Divac (9)	Howard (26)
24	12/20	100-109	LAL	L	15-9	24,042	L2	Rice (32)	Divac (18)	Van Exel (24)
25	12/22	81-79	TOR	W	16-9	23,449	W1	Mason (17)	Mason (11)	Stoudamire (21)
26	12/23	96-102	@BOS	L	16-10	17,781	L1	Rice (23)	Divac (11)	Mercer (28)
27	12/26	96-88	CLE	W	17-10	24,042	W1	Rice (26)	Divac (11)	Person (18)
28	12/27	87-96	@ORL	L	17-11	17,248	L1	Rice (29)	Divac (11)	Harper (26)
29	12/29	120-101	@HOU	W	18-11	16,285	W1	Wesley (32)	Mason/Rice (8)	Willis/Drexler (18)
30	1/2	**99-88	MIA	W	19-11	24,042	W2	Rice (42)	Mason (14)	Hardaway (23)
31	1/4	90-106	@SAC	L	19-12	13,275	L1	Wesley (17)	Mason (11)	Richmond (23)
32	1/6	81-102	@SEA	L	19-13	17,072	L2	Divac (25)	Mason (11)	Williams (20)
33	1/7	91-89	@POR	W	20-13	19,189	W1	Rice (25)	Mason (14)	Sabonis (22)
34	1/9	98-90	@VAN	W	21-13	15,251	W2	Rice (26)	Mason (12)	Abdur-Rahim (22)
35	1/11	98-83	@LAL	W	22-13	22,805	W3	Wesley (23)	Phills (12)	O'Neal (32)
36	1/13	68-81	NUN	L	22-14	22,805	L1	Mason (15)	Mason (11)	Williams/Douglas (23)
37	1/15	*94-95	@DET	L	22-15	16,716	L2	Mason (19)	Mason (11)	Hill (30)
38	1/16	71-76	SAS	L	22-16	24,042	L3	Geiger (22)	Geiger (13)	Duncan (21)
39	1/19	109-88	TOR	W	23-16	21,934	W1	Rice (38)	Mason/Geiger (8)	Tabak (23)
40	1/21	79-110	@CHI	L	23-17	23,967	L1	Wesley (18)	Geiger (13)	Jordan (33)
41	1/22	93-86	HOU	W	24-17	23,603	W1	Wesley (28)	Geiger (16)	Drexler (20)
42	1/24	94-92	@DAL	W	25-17	14,004	W2	Mason/Rice (29)	Mason (16)	Finley (24)
43	1/27	**120-113	PHX	W	26-17	22,760	W3	Rice (42)	Mason/Geiger (13)	McDyess (30)
44	1/30	97-95	@BOS	W	27-17	18,624	W4	Wesley (28)	Mason (13)	Walker (38)
45	1/31	83-103	ATL	L	27-18	24,042	L1	Rice (19)	Mason (11)	Smith/Blaylock (20)
46	2/3	93-89	BOS	W	28-18	24,042	W1	Geiger (24)	Mason (11)	Walker (39)
47	2/5	108-93	VAN	W	29-18	21,984	W2	Rice (30)	Geiger (14)	Abdur-Rahim (19)
48	2/10	91-99	@NYK	L	29-19	19,763	L1	Maxwell (22)	Mason/Geiger (9)	Houston (21)
49	2/11	90-92	CHI	L	29-20	24,042	L2	Rice (29)	Geiger (11)	Jordan (29)
50	2/13	103-96	PHI	W	30-20	24,042	W1	Rice (40)	Geiger (11)	Iverson (30)
51	2/16	90-96	@UTA	L	30-21	19,911	L1	Rice (30)	Mason (10)	Malone (23)
52	2/18	77-88	@GSW	L	30-22	9,335	L2	Rice (31)	Mason (9)	Marshall/Delk (20)
53	2/20	99-115	@PHX	L	30-23	19,023	L3	Geiger (22)	Mason (9)	Robinson (36)
54	2/21	111-98	@LAC	W	31-23	9,846	W1	Mason (25)	Geiger (13)	Taylor (17)
55	2/23	118-98	@DEN	W	32-23	7,323	W2	Rice (31)	Geiger (11)	Ellis (23)
56	2/25	98-88	@DET	W	33-23	17,477	W3	Rice (33)	Mason (11)	Hill (27)
57	2/28	90-80	ORL	W	34-23	24,042	W4	Mason (24)	Mason (13)	Harper (20)
58	3/2	112-83	GSW	W	35-23	22,247	W5	Geiger (29)	Mason (11)	Jackson (24)
59	3/4	112-102	MIN	W	36-23	22,493	W6	Rice (22)	Geiger (12)	Peeler/Marbury (20)
60	3/6	104-98	SEA	W	37-23	24,042	W7	Rice (29)	Mason (17)	Baker (25)
61	3/8	109-100	@NUN	W	38-23	16,450	W8	Rice (31)	Mason (15)	Kittles (21)
62	3/11	85-78	NYK	W	39-23	23,890	W9	Rice (22)	Divac (12)	Houston (25)
63	3/13	100-82	@ORL	W	40-23	17,248	W10	Rice (24)	Mason (15)	Anderson (20)
64	3/14	80-83	WAS	L	40-24	24,042	L1	Rice (27)	Geiger (11)	Webber (22)
65	3/16	109-87	DEN	W	41-24	22,212	W1	Geiger/Curry (18)	Geiger (14)	Newman (17)
66	3/18	111-85	UTA	W	42-24	23,305	W2	Rice (26)	Mason (8)	Malone (17)
67	3/20	92-82	@SAS	W	43-24	19,752	W3	Phills (21)	Mason/Geiger (9)	Duncan (25)
68	3/24	106-89	@TOR	W	44-24	14,490	W4	Rice (24)	Mason (9)	Camby (20)
69	3/26	94-80	MIL	W	45-24	23,086	W5	Rice (27)	Geiger (15)	Perry/Allen (18)
70	3/27	96-133	@IND	L	45-25	16,611	L1	Wesley (21)	Divac (14)	Smiths/Miller (24)
71	3/29	82-97	@CLE	L	45-26	19,764	L2	Geiger (27)	Mason (10)	Kemp (25)
72	3/31	101-93	PHI	W	46-26	23,831	W1	Rice (26)	Mason (15)	Iverson (28)
73	4/3	96-89	IND	W	47-26	24,042	W2	Divac (22)	Mason (13)	Miller (19)
74	4/4	88-101	@MIA	L	47-27	15,200	L1	Divac (18)	Mason (10)	Hardaway (29)
75	4/6	115-125	@NUN	L	47-28	17,362	L2	Rice (29)	Rice (10)	Cassell (35)
76	4/8	101-109	@PHI	L	47-29	19,535	L3	Rice/Wesley (19)	Divac (9)	Iverson (30)
77	4/10	87-99	ATL	L	47-30	24,042	L4	Rice/Geiger (17)	Mason (11)	Smith (23)
78	4/12	88-86	DET	W	48-30	24,042	W1	Mason (29)	Mason (14)	Dumars (20)
79	4/14	104-82	@MIL	W	49-30	14,013	W2	Rice (30)	Mason/Divac (7)	Gilliam/Johnson (16)
80	4/15	109-103	NUN	W	50-30	23,440	W3	Rice (21)	Divac (12)	Cassell (27)
81	4/17	104-121	ATL	L	50-31	15,899	L1	Rice (30)	Mason (6)	Smith (27)
82	4/19	89-76	ORL	W	51-31	24,042	W1	Rice (26)	Mason/Divac (11)	Strong (21)

* Denotes Number of Overtime Periods

FRONT OFFICE

BALL OPS

PLAYERS

16-77 REVIEW

HISTORY

RECORDS

PLAYOFFS

NBA

MISC.

CHARLOTTE HORNETS 1996-97 FINAL ROSTER

FRONT OFFICE

BBALL OPS

PLAYERS

16-17 REVIEW

HISTORY

RECORDS

PLAYOFFS

NBA

MISC.



Record: 54-28 **Home:** 30-11 **Road:** 24-17 **Overtime:** 5-0 **Eastern:** 34-20 **Western:** 20-8

No.	Player	Pos.	Ht.	Wt.	Birthdate	From	Yrs Pro
7	Rafael Addison	F	6-8	241	7/22/64	Syracuse	5
1	Tyrone Bogues	G	5-3	141	1/9/65	Wake Forest	9
30	Dell Curry	G	6-5	205	6/25/64	Virginia Tech	10
00	Tony Delk	G	6-2	189	1/28/74	Kentucky	R
12	Vlade Divac	C	7-1	260	2/3/68	Serbia	7
52	Matt Geiger	F/C	7-1	245	9/10/69	Georgia Tech	4
14	Anthony Mason	F	6-8	250	12/14/66	Tennessee State	7
21	Ricky Pierce	G	6-4	215	8/19/59	Rice	14
41	Glen Rice	F/G	6-8	220	5/28/67	Michigan	7
31	Malik Rose	F	6-7	250	11/23/74	Drexel	R
5	Donald Royal	F	6-8	218	5/22/66	Notre Dame	6
34	Tony Smith	G	6-4	205	6/14/68	Marquette	6

Head Coach: Dave Cowens (Florida State)

Head Athletic Trainer: Terry Kofler (Xavier)

Assistant Coaches: Lee Rose (Transylvania), T.R. Dunn (Alabama), Mark Osowski (Massachusetts)

Player	G	GS	MIN	FG	FBA	PCT	3FG	FGA	PCT	FT	FTA	PCT	OFF	DEF	TOT	AST	PF	DQ	STL	TO	BLK	PTS	AVG
Rice	79	78	3362	722	1513	.477	207	440	.470	464	535	.867	67	251	318	160	190	0	72	177	26	2115	26.8
Mason	73	73	3143	433	825	.525	1	3	.333	319	428	.745	186	643	829	414	202	3	76	165	33	1186	16.2
Curry	68	20	2078	384	836	.459	126	296	.426	114	142	.803	40	171	211	118	147	0	60	93	14	1008	14.8
Divac	81	80	2840	418	847	.494	11	47	.234	177	259	.683	241	484	725	301	277	6	103	193	180	1024	12.6
Pierce (CHA)	27	17	650	119	237	.502	30	56	.536	56	63	.889	19	49	68	49	48	0	14	30	4	324	12.0
Geiger	49	13	1044	171	350	.489	6	20	.300	89	127	.701	100	158	258	38	153	1	20	67	27	437	8.9
Bogues	65	65	1880	204	443	.460	60	144	.417	54	64	.844	25	116	141	469	114	0	82	108	2	522	8.0
Goldwire	33	9	576	62	154	.403	36	82	.439	30	40	.750	3	35	38	94	58	1	19	41	1	190	5.8
Delk	61	1	867	119	256	.465	52	112	.464	42	51	.824	31	68	99	99	71	1	36	68	6	332	5.4
Burrell	28	2	482	45	131	.344	19	55	.345	42	53	.792	24	55	79	39	60	0	14	25	11	151	5.4
Smith	69	39	1291	138	337	.409	32	99	.323	38	59	.644	38	56	94	150	110	2	48	73	19	346	5.0
Addison	41	3	355	49	122	.402	8	20	.400	22	28	.786	19	26	45	34	52	0	8	17	3	128	3.1
Rose	54	1	525	61	128	.477	0	2	.000	38	62	.613	70	94	164	32	114	3	28	41	17	160	3.0
Royal (CHA)	25	2	320	21	40	.525	0	0	--	28	35	.800	18	40	58	10	42	0	12	22	2	70	2.8
Zidek	36	3	288	33	85	.388	0	2	.000	25	32	.781	25	38	63	9	44	0	4	23	3	91	2.5
Feick	3	0	10	2	4	.500	1	1	1.000	0	2	.000	1	2	3	0	3	0	0	0	1	5	1.7
Chambers	12	5	83	7	31	.226	2	3	.667	3	4	.750	3	11	14	4	14	0	1	9	0	19	1.6
Leckner	1	0	11	0	3	.000	0	0	--	0	0	--	0	1	1	1	3	0	0	0	0	0	0.0
CHARLOTTE	82	--	19805	2988	6342	.471	591	1382	.428	1541	1984	.777	910	2298	3208	2021	1702	17	597	1203	349	8108	98.9
OPPONENTS	82	--	19805	3056	6650	.460	487	1364	.357	1356	1857	.730	1077	2256	3333	1783	1781	20	532	1143	335	7955	97.0

1996-97 GAME-BY-GAME

G	Date	Score	Opp	W/L	Record	Atten.	Streak	Charlotte	Charlotte	Opponent
								High Scorer	High Rebounder	High Scorer
1	11/2	109-98	TOR	W	1-0	24,042	W1	Curry (38)	Mason (15)	Stoudamire (19)
2	11/3	86-113	@NYK	L	1-1	19,763	L1	Goldwire (17)	Rose (11)	Starks (17)
3	11/6	88-78	LAL	W	2-1	24,042	W1	Geiger (22)	Geiger (10)	O'Neal (22)
4	11/8	102-87	@WAS	W	3-1	18,756	W2	Smith (20)	Mason (10)	Webber (19)
5	11/9	98-100	MIL	L	3-2	24,042	L1	Curry (23)	Mason (12)	Baker (28)
6	11/12	97-105	@MIA	L	3-3	14,393	L2	Rice (26)	Divac (13)	Hardaway (22)
7	11/14	89-96	@ORL	L	3-4	17,248	L3	Rice (23)	Geiger (9)	Anderson (17)
8	11/15	87-110	CHI	L	3-5	24,042	L4	Rice (21)	Rose (8)	Jordan (38)
9	11/20	93-86	NYK	W	4-5	24,042	W1	Divac (23)	Divac (13)	Ewing (18)
10	11/21	90-87	@IND	W	5-5	13,853	W2	Curry (25)	Divac (15)	Ferrell (16)
11	11/23	93-85	DET	W	6-5	24,042	W3	Curry (19)	Mason (11)	Dumars (21)
12	11/26	97-89	SEA	W	7-5	24,042	W4	Rice (24)	Divac (13)	Kemp (23)
13	11/27	88-92	@TOR	L	7-6	15,710	W1	Rice (29)	Divac (12)	Williams (23)
14	11/30	94-87	@MIL	W	8-6	16,327	W1	Rice (23)	Divac (14)	Robinson (27)
15	12/2	97-107	@UTA	L	8-7	19,410	L1	Curry (25)	Divac (10)	Stockton (22)
16	12/3	89-96	@LAC	L	8-8	5,755	L2	Rice (23)	Divac (12)	Dehere (25)
17	12/6	93-97	@POR	L	8-9	20,034	L3	Divac (29)	Mason (17)	Sabonis (22)
18	12/7	94-92	@SEA	W	9-9	17,072	W1	Rice (22)	Mason (10)	Kemp (28)
19	12/9	107-91	@VAN	W	10-9	15,780	W2	Rice (30)	Mason (12)	Peeler (23)
20	12/11	101-97	DEN	W	11-9	24,042	W3	Mason (25)	Mason (21)	D. Ellis (24)
21	12/13	84-75	PHI	W	12-9	24,042	W4	Rice (24)	Mason (13)	Coleman (20)
22	12/14	82-87	@CHI	L	12-10	23,771	L1	Rice (25)	Mason (15)	Jordan (29)
23	12/17	93-84	@PHI	W	13-10	12,720	W1	Bogues (24)	Mason (11)	Coleman (27)
24	12/19	72-93	CHI	L	13-11	24,042	L1	Rice (23)	Mason/Geiger (8)	Jordan (35)
25	12/21	98-93	ATL	W	14-11	24,042	W1	Curry (19)	Mason (12)	Laettner (24)
26	12/22	102-98	@BOS	W	15-11	15,454	W2	Rice (25)	Mason (13)	Wesley (34)
27	12/27	86-101	MIA	L	15-12	24,042	L1	Curry (23)	Mason (13)	Hardaway (26)
28	12/28	75-97	@DET	L	15-13	21,454	L2	Mason/Rice (17)	Divac (7)	Hill (29)
29	12/30	101-92	@WAS	W	16-13	17,313	W1	Rice (38)	Divac (14)	Howard (23)
30	1/2	107-97	DAL	W	17-13	24,042	W2	Rice (37)	Divac (15)	Jackson/Gatling (22)
31	1/4	93-104	WAS	L	17-14	24,042	L1	Rice (27)	Rice (8)	Strickland (28)
32	1/6	109-101	@GSW	W	18-14	12,314	W1	Rice (39)	Mason (18)	Sprewell (26)
33	1/8	97-101	@LAL	L	18-15	16,980	L1	Rice (27)	Mason (13)	O'Neal (23)
34	1/10	90-102	@PHX	L	18-16	19,023	L2	Rice (25)	Mason (18)	Parson (27)
35	1/12	97-93	@SAC	W	19-16	17,317	W1	Rice (26)	Divac (15)	Abdul-Rauf (22)
36	1/13	102-100	@DEN	W	20-16	7,573	W2	Rice (25)	Divac (16)	L. Ellis (23)
37	1/15	116-104	NUN	W	21-16	24,042	W3	Rice (35)	Mason (17)	Gill (30)
38	1/18	102-92	@NUN	W	22-16	15,119	W4	Rice (33)	Mason (17)	Gill/Williams (24)
39	1/20	97-106	@ATL	L	22-17	16,378	L1	Rice (33)	Divac (15)	Smith (31)
40	1/21	114-108	HOU	W	23-17	24,042	W1	Rice (42)	Mason (9)	Drexler (39)
41	1/24	113-104	NYK	W	24-17	24,042	W2	Rice (34)	Mason (18)	Ewing (36)
42	1/25	73-106	@CLE	L	24-18	18,547	L1	Rice (18)	Mason (10)	Brandon (21)
43	1/28	98-97	@IND	W	25-18	14,484	W1	Rice (30)	Divac (11)	Miller (26)
44	1/29	95-106	IND	L	25-19	24,042	L1	Rice (34)	Divac (9)	Miller (40)
45	1/31	102-95	MIL	W	26-19	24,042	W1	Rice (43)	Divac (12)	Allen (22)
46	2/2	99-93	@NYK	W	27-19	19,763	W2	Rice (40)	Mason (11)	Starks (26)
47	2/4	115-101	MIN	W	28-19	24,042	W3	Curry (30)	Curry (30)	Gugliotta (35)
48	2/6	115-100	SAC	W	29-19	24,042	W4	Mason (22)	Divac (10)	Richmond (37)
49	2/11	100-103	@CHI	L	29-20	23,884	L1	Rice (32)	Mason/Divac (7)	Jordan (43)
50	2/12	113-100	NUN	W	30-20	24,042	W1	Rice (27)	Mason (18)	Gill (26)
51	2/14	103-109	DET	L	30-21	24,042	L1	Divac (23)	Mason (13)	Hill (29)
52	2/17	124-110	ORL	W	31-21	24,042	W1	Rice (40)	Mason (12)	Anderson (28)
53	2/19	123-115	PHX	W	32-21	24,042	W2	Rice (36)	Divac (11)	Johnson (25)
54	2/21	114-96	LAC	W	33-21	24,042	W3	Rice (29)	Mason (14)	Wright (16)
55	2/22	93-92	@ATL	W	34-21	16,378	W4	Mason (25)	Mason (12)	Laettner (24)
56	2/24	96-84	@SAS	W	35-21	13,092	W5	Rice (33)	Mason (16)	Del Negro (24)
57	2/25	84-86	@DAL	L	35-22	13,339	L1	Rice (29)	Mason (22)	Finley (18)
58	2/27	106-95	@HOU	W	36-22	16,285	W1	Rice (24)	Divac/Geiger/Mason/Rice (5)	Elie (23)
59	3/2	108-96	@MIN	W	37-22	19,006	W2	Rice (39)	Mason (14)	Garnett (19)
60	3/4	105-98	SAS	W	38-22	24,042	W3	Rice (24)	Mason (13)	Herrera (21)
61	3/6	122-121	BOS	W	39-22	24,042	W4	Rice (48)	Divac (18)	Williams (25)
62	3/9	82-76	MIA	W	40-22	24,042	W5	Rice (21)	Mason (14)	Hardaway (31)
63	3/11	98-92	VAN	W	41-22	24,042	W6	Rice (24)	Mason (13)	Abdur-Rahim (24)
64	3/14	81-86	@ORL	L	41-23	17,248	L1	Rice (39)	Mason (17)	Hardaway (27)
65	3/15	107-99	@PHI	W	42-23	16,897	W1	Rice (27)	Mason (14)	Iverson (31)
66	3/17	93-114	UTA	L	42-24	24,042	L1	Rice (29)	Divac (10)	Malone (37)
67	3/19	90-72	CLE	W	43-24	24,042	W1	Rice (22)	Mason (14)	Ferry/Phils (13)
68	3/21	102-97	@TOR	W	44-24	16,993	W2	Rice (27)	Mason/Divac (10)	Stoudamire (29)
69	3/22	100-93	GSW	W	45-24	24,042	W3	Rice (24)	Divac (12)	Smith (31)
70	3/26	87-88	POR	L	45-25	24,042	L1	Rice (33)	Divac (9)	C. Robinson (25)
71	3/28	115-116	IND	L	45-26	24,042	L2	Geiger (25)	Divac/Curry (6)	Miller (39)
72	4/2	95-84	ATL	W	46-26	24,042	W1	Rice (38)	Geiger (8)	Smith (25)
73	4/3	93-87	@NUN	W	47-26	17,593	W2	Rice (24)	Divac (11)	Gill (26)
74	4/5	115-113	PHI	W	48-26	24,042	W3	Rice (41)	Divac/Geiger (13)	Stackhouse (39)
75	4/7	110-105	@CLE	W	49-26	15,985	W4	Rice (42)	Geiger/Rose (7)	Ferry (23)
76	4/9	136-111	BOS	W	50-26	24,042	W5	Rice (29)	Mason (15)	Walker (32)
77	4/11	93-85	@DET	W	51-26	21,454	W6	Mason (23)	DelW/Geiger/Mason (11)	Dumars (21)
78	4/12	99-97	WAS	W	52-26	24,042	W7	Divac (21)	Mason (9)	Webber (25)
79	4/14	94-82	CLE	W	53-26	24,042	W8	Rice (25)	Geiger (8)	Brandon/Sura (20)
80	4/16	108-102	@BOS	W	54-26	15,930	W9	Rice (25)	Divac (14)	Wesley (25)
81	4/18	100-108	TOR	L	54-27	24,042	L1	Rice (38)	Divac (13)	Stoudamire (28)
82	4/20	100-120	@MIL	L	54-28	14,886	L2	Rice (21)	Mason (11)	Baker (31)

* Denotes Number of Overtime Periods

FRONT OFFICE
 BALL OPS
 PLAYERS
 16-77 REVIEW
 HISTORY
 RECORDS
 PLAYOFFS
 NBA
 MISC.

CHARLOTTE HORNETS 1995-96 FINAL ROSTER

FRONT OFFICE

BBALL OPS

PLAYERS

16-17 REVIEW

HISTORY

RECORDS

PLAYOFFS

NBA

MISC.



Record: 41-41 Home: 25-16 Road: 16-25 Overtime: 2-5 Eastern: 26-28 Western: 15-13

No.	Player	Pos.	Ht.	Wt.	Birthdate	From	Yrs Pro
23	Michael Adams	G	5-10	165	1/19/63	Boston College	10
7	Rafael Addison	F	6-8	241	7/22/64	Syracuse	4
12	Kenny Anderson	G	6-1	168	10/9/70	Georgia Tech	4
1	Tyrone Bogues	G	5-3	141	1/9/65	Wake Forest	8
24	Scott Burrell	G/F	6-7	226	1/12/71	Connecticut	2
30	Dell Curry	G	6-5	200	6/25/64	Virginia Tech	9
52	Matt Geiger	C	7-0	245	9/10/69	Georgia Tech	3
5	Anthony Goldwire	G	6-2	182	9/6/71	Houston	R
4	Darrin Hancock	G/F	6-7	212	11/3/71	Kansas	1
2	Larry Johnson	F	6-7	253	3/14/69	UNLV	4
20	Pete Myers	G/F	6-6	180	9/15/63	Arkansas-Little Rock	7
00	Robert Parish	C	7-1	246	8/30/53	Centenary	19
41	Glen Rice	G/F	6-8	214	5/28/67	Michigan	6
25	George Zidek	C	7-0	266	8/2/73	UCLA	R

Head Coach: Allan Bristow (Virginia Tech)

Athletic Trainer: Terry Kofler (Xavier)

Assistant Coaches: Bill Hanzlik (Notre Dame), T.R. Dunn (Alabama), John Bach (Fordham)

Player	G	GS	MIN	FG	FBA	PCT	3FG	FBA	PCT	FT	FTA	PCT	OFF	DEF	TOT	AST	PF	DQ	STL	TO	BLK	PTS	AVG
Rice	79	79	3142	610	1296	.471	171	403	.424	319	381	.837	86	292	378	232	217	1	91	163	19	1710	21.6
Johnson	81	81	3274	583	1225	.476	67	183	.366	427	564	.757	249	434	683	355	173	0	55	182	43	1660	20.5
Anderson (CHA)	38	36	1302	206	454	.454	56	157	.357	109	150	.727	26	76	102	328	105	1	59	88	6	577	15.2
Curry	82	29	2371	441	974	.453	164	406	.404	146	171	.854	68	196	264	176	173	2	108	130	25	1192	14.5
Burrell	20	20	693	92	206	.447	37	98	.378	42	56	.750	26	72	98	47	76	2	27	43	13	263	13.2
Gill	36	36	1265	179	372	.481	17	54	.315	89	117	.761	56	133	189	225	101	2	42	110	22	464	12.9
Geiger	77	50	2349	357	666	.536	3	8	.375	149	205	.727	201	448	649	60	290	11	46	137	63	866	11.2
Reeves	20	5	418	54	118	.458	11	36	.306	43	51	.843	11	29	40	72	46	0	16	30	1	162	8.1
Goldwire	42	8	621	76	189	.402	33	83	.398	46	60	.767	8	35	43	112	79	0	16	63	0	231	5.5
Adams	21	3	329	37	83	.446	14	41	.341	26	35	.743	5	17	22	67	25	0	21	25	4	114	5.4
Hancock	63	7	838	112	214	.523	1	3	.333	47	73	.644	40	58	98	47	94	2	28	56	5	272	4.3
Zidek	71	21	888	105	248	.423	0	0	--	71	93	.763	69	114	183	16	170	2	9	38	7	281	4.0
Parish	74	34	1086	120	241	.498	0	0	--	50	71	.704	89	214	303	29	80	0	21	50	54	290	3.9
Sutton	18	0	190	20	50	.400	7	21	.333	15	19	.789	4	11	15	39	36	0	8	17	0	62	3.4
Addison	53	0	516	77	165	.467	0	9	.000	17	22	.773	25	65	90	30	74	0	9	27	9	171	3.2
Myers (CHA)	32	1	453	29	87	.333	3	16	.188	31	46	.674	14	53	67	48	57	0	20	25	6	92	2.9
Bogues	6	0	77	6	16	.375	0	1	.000	2	2	1.000	6	1	7	19	4	0	2	6	0	14	2.3
Glass (CHA)	5	0	15	2	5	.400	0	1	.000	1	1	1.000	1	1	2	0	5	0	1	0	0	5	1.0
Beck	5	0	33	2	8	.250	0	0	--	1	2	.500	3	4	7	5	8	0	1	4	0	5	1.0
Hodge (CHA)	2	0	2	0	0	--	0	0	--	0	0	--	0	1	1	0	0	0	0	0	0	0	0.0
Wolf	1	0	18	0	1	.000	0	0	--	0	0	--	0	2	2	0	2	0	2	2	0	0	0.0
CHARLOTTE	82	--	19880	3108	6618	.470	584	1520	.384	1631	2119	.770	987	2256	3243	1907	1815	23	582	1241	277	8431	102.8
OPPONENTS	82	--	19880	3254	6651	.489	530	1340	.396	1440	1957	.736	953	2358	3311	2049	1829	14	536	1215	368	8478	103.4

CHARLOTTE HORNETS 1994-95 FINAL ROSTER

FRONT OFFICE

BBALL OPS

PLAYERS

16-17 REVIEW

HISTORY

RECORDS

PLAYOFFS

NBA

MISC.



Record: 50-32 Home: 29-12 Road: 21-20 Overtime: 1-4 Eastern: 36-20 Western: 14-12

No.	Player	Pos.	Ht.	Wt.	Birthdate	From	Yrs Pro
23	Michael Adams	G	5-10	165	1/19/63	Boston College	9
25	Tony Bennett	G	6-0	186	6/1/69	Wisconsin-Green Bay	2
1	Tyrone Bogues	G	5-3	144	1/9/65	Wake Forest	7
24	Scott Burrell	G/F	6-7	226	1/12/71	Connecticut	1
30	Dell Curry	G	6-5	210	6/25/64	Virginia Tech	8
44	Kenny Gattison	F	6-8	255	5/23/64	Old Dominion	8
4	Darrin Hancock	F	6-7	208	11/3/71	Kansas	R
3	Hersey Hawkins	G	6-3	204	9/29/66	Bradley	6
2	Larry Johnson	F	6-7	263	3/14/69	UNLV	3
33	Alonzo Mourning	C	6-10	262	2/8/70	Georgetown	2
00	Robert Parish	C	7-1	244	8/30/53	Centenary	18
12	Greg Sutton	G	6-2	170	12/3/67	Oral Roberts	1
11	David Wingate	G/F	6-5	196	12/15/63	Georgetown	8
46	Joe Wolf	F/C	6-11	230	12/17/64	North Carolina	6

Head Coach: Allan Bristow (Virginia Tech)

Athletic Trainer: Terry Kofler (Xavier)

Assistant Coaches: Bill Hanzlik (Notre Dame), T.R. Dunn (Alabama), John Bach (Fordham)

Player	G	GS	MIN	FG	FBA	PCT	3FG	FGA	PCT	FT	FTA	PCT	OFF	DEF	TOT	AST	PF	DQ	STL	TO	BLK	PTS	AVG
Mourning	77	77	2941	571	1101	.519	11	34	.324	490	644	.761	200	561	761	111	275	5	49	241	225	1643	21.3
Johnson	81	81	3234	585	1219	.480	81	210	.386	274	354	.774	190	395	585	369	174	2	78	207	28	1525	18.8
Hawkins	82	82	2731	390	809	.482	131	298	.440	261	301	.867	60	254	314	262	178	1	122	150	18	1172	14.3
Curry	69	0	1718	343	778	.441	154	361	.427	95	111	.856	41	127	168	113	144	1	55	98	18	935	13.6
Burrell	65	62	2014	277	593	.467	96	235	.409	100	144	.694	96	272	368	161	187	1	75	85	40	750	11.5
Bogues	78	78	2629	348	730	.477	6	30	.200	160	180	.889	51	206	257	675	151	0	103	132	0	862	11.1
Adams	29	0	443	67	148	.453	29	81	.358	25	30	.833	6	23	29	95	41	0	23	26	1	188	6.5
Gattison	21	0	409	47	100	.470	0	1	.000	31	51	.608	21	54	75	17	64	1	7	22	15	125	6.0
Sutton	53	4	690	94	230	.409	43	115	.374	32	45	.711	8	48	56	91	114	0	33	51	2	263	5.0
Parish	81	4	1352	159	372	.427	0	0	--	71	101	.703	93	257	350	44	132	0	27	66	36	389	4.8
Bennett	3	0	46	6	13	.462	2	9	.222	0	0	--	0	2	2	4	6	0	0	3	0	14	4.7
Hancock	46	7	424	68	121	.562	1	3	.333	16	39	.410	14	39	53	30	48	0	19	30	4	153	3.3
Wingate	52	9	515	50	122	.410	4	22	.182	18	24	.750	11	49	60	56	60	0	19	27	6	122	2.3
Wolf	63	6	583	38	81	.469	2	6	.333	12	16	.750	34	95	129	37	101	0	9	22	6	90	1.4
Tolbert	10	0	57	6	18	.333	0	4	.000	2	2	1.000	7	10	17	2	9	0	0	3	0	14	1.4
Blackwell	4	0	19	2	3	.667	0	0	--	0	0	--	0	3	3	5	1	0	1	2	0	4	1.0
CHARLOTTE	82	--	19805	3051	6438	.474	560	1409	.397	1587	2042	.777	832	2395	3227	2072	1685	11	620	1224	399	8249	100.6
OPPONENTS	82	--	19805	3088	6807	.454	429	1289	.333	1375	1859	.740	1102	2365	3467	1898	1859	20	535	1216	368	7980	97.3

1994-95 GAME-BY-GAME

G	Date	Score	Opp	WL	Record	Atten.	Streak	Charlotte		Opponent
								High Scorer	High Rebounder	
1	11/4	83-89	@CHI	L	0-1	22,313	L1	Johnson (17)	Johnson (8)	Pippen (22)
2	11/5	107-115	CLE	L	0-2	23,698	L1	Burrell (21)	Johnson (10)	Price (27)
3	11/9	*128-130	ORL	L	0-3	23,698	L3	Mourning (26)	Johnson (11)	O'Neal (46)
4	11/11	123-115	@MIL	W	1-3	16,236	W1	Curry (30)	Johnson (16)	Day (21)
5	11/12	113-100	DET	W	2-3	23,698	W2	Mourning (28)	Mourning (8)	Hill (25)
6	11/15	*86-89	@CLE	L	2-4	19,959	L1	Mourning (23)	Mourning (9)	Hill (22)
7	11/17	99-83	LAC	W	3-4	23,698	W1	Johnson (19)	Johnson (14)	Spencer (12)
8	11/19	89-102	IND	L	3-5	23,698	L1	Mourning (19)	Johnson (12)	McKey (19)
9	11/22	102-98	GSW	W	4-5	23,698	W1	Mourning (21)	Mourning (12)	Sprewell (30)
10	11/23	91098	@BOS	L	4-6	14,890	L1	Mourning (36)	Mourning (12)	Brown (24)
11	11/26	105-95	@NYK	W	5-6	19,763	W1	Mourning (27)	Mourning (18)	Ewing (22)
12	11/29	90-85	@ATL	W	6-6	9,183	W2	Hawkins (22)	Johnson (10)	Long (21)
13	11/30	105-87	MIA	W	7-6	23,698	W3	Johnson (23)	Johnson (10)	Willis/Miner (14)
14	12/3	88-99	@DEN	L	7-7	17,171	L1	Curry (19)	Mourning (11)	Rogers/Stith (17)
15	12/5	115-83	@LAC	W	8-7	7,492	W1	Johnson (18)	Mourning (11)	Murray (14)
16	12/6	106-97	@UTA	W	9-7	19,784	W2	Johnson (28)	Parish (8)	Malone (31)
17	12/8	95-101	@HOU	L	9-8	12,792	L1	Burrell (23)	Mourning (13)	Smith (25)
18	12/10	86-99	@DAL	L	9-9	17,502	L2	Mourning (20)	Mourning (11)	Mashburn (31)
19	12/13	107-101	MIL	W	10-9	23,698	W1	Hawkins (23)	Parish (8)	Robinson (24)
20	12/14	106-93	@DET	W	11-9	15,528	W2	Hawkins/Bogues (18)	Mourning (13)	Hill (21)
21	12/16	91-93	@IND	L	11-10	16,497	L1	Johnson (22)	Mourning/Parish (8)	Miller (22)
22	12/17	111-92	DEN	W	12-10	23,698	W1	Hawkins (28)	Hawkins (8)	Abdul-Rauf (15)
23	12/20	99-95	IND	W	13-10	23,698	W2	Hawkins/Mourning (22)	Mourning (12)	Miller/Smiths (18)
24	12/22	103-91	PHI	W	14-10	23,698	W3	Mourning (26)	Hawkins (11)	Weatherspoon (25)
25	12/23	93-116	@MIA	L	14-11	14,698	L1	Burrell (19)	Mourning (10)	Rice (37)
26	12/27	108-119	@SAS	L	14-12	33,026	L2	Johnson (29)	Johnson (12)	Robinson (30)
27	12/29	125-113	ORL	W	15-12	23,698	W1	Curry (28)	Johnson (7)	O'Neal (30)
28	12/30	101-94	@MIL	W	16-12	18,026	W2	Johnson/Burrell (25)	Wolf (10)	Day (21)
29	1/4	118-106	POR	W	17-12	23,698	W3	Mourning (28)	Burrell (9)	Robinson (32)
30	1/6	89-88	@NUN	W	18-12	20,049	W4	Johnson (21)	Mourning (12)	Coleman (28)
31	1/7	106-98	BOS	W	19-12	23,698	W5	Mourning (33)	Mourning (13)	Wilkins (24)
32	1/10	*116-108	@CLE	W	20-12	20,563	W6	Mourning (25)	Mourning/Johnson (9)	Hills (23)
33	1/11	100-91	MIN	W	21-12	23,698	W7	Johnson/Mourning (23)	Johnson/Burrell (10)	Laettner (20)
34	1/14	96-85	CHI	W	22-12	23,698	W8	Johnson (22)	Johnson/Mourning/Bogues (8)	Pippen (19)
35	1/17	98-109	@ORL	L	22-13	16,010	L1	Mourning (33)	Mourning (12)	O'Neal (35)
36	1/18	111-110	SAS	W	23-13	23,698	W1	Johnson (24)	Mourning (9)	Robinson (42)
37	1/20	99-97	NUN	W	24-13	23,698	W2	Mourning (26)	Mourning (15)	Anderson (26)
38	1/22	83-100	@MIN	L	24-14	19,006	L1	Mourning (20)	Mourning (12)	Rider (29)
39	1/23	102-108	LAL	L	24-15	23,698	L2	Johnson (25)	Mourning (13)	Van Exel/Ceballos (26)
40	1/25	96-103	ATL	L	24-16	23,698	L3	Mourning (36)	Mourning (11)	Norman (22)
41	1/27	105-90	NYK	W	25-16	23,698	W1	Johnson (39)	Mourning/Parish (7)	Starks (26)
42	1/28	102-93	@ATL	W	26-16	16,368	W2	Johnson (20)	Mourning (13)	Augmon (22)
43	1/31	97-88	@WAS	W	27-16	18,756	W3	Bogues (20)	Hawkins (11)	Cheaney (23)
44	2/1	100-93	@BOS	W	28-16	14,890	W4	Johnson (28)	Mourning (12)	Radja (25)
45	2/3	117098	MIL	W	29-16	23,698	W5	Bogues (23)	Johnson/Mourning/Parish (7)	Robinson (28)
46	2/5	111-105	WAS	W	30-16	23,698	W6	Mourning (26)	Mourning (10)	Howard (32)
47	2/7	*92-95	IND	L	30-17	23,698	L1	Curry (20)	Mourning (12)	Miller (18)
48	2/8	106-78	@DET	W	31-17	15,784	W1	Curry (21)	Mourning (9)	Addison (25)
49	2/14	98-109	@NUN	L	31-18	16,868	L1	Mourning (23)	Mourning (9)	Gilliam (26)
50	2/16	89-105	HOU	L	31-19	23,698	L2	Johnson (18)	Mourning (11)	Olaajun (29)
51	2/18	110-88	DET	W	32-19	23,698	W1	Johnson (29)	Johnson/Mourning/Burrell (6)	Dumars (15)
52	2/20	115-104	CHI	W	33-19	23,698	W2	Johnson/Burrell/Hawkins (23)	Mourning (12)	Pippen (28)
53	2/22	100-89	SAC	W	34-19	23,698	W3	Mourning (29)	Mourning (17)	Williams (28)
54	2/24	*93-95	@LAL	L	34-20	17,505	L1	Mourning (29)	Parish (10)	Peeler (27)
55	2/26	92-103	@PHX	L	34-21	19,023	L2	Mourning (23)	Johnson (14)	Barkley (24)
56	2/27	116-114	@SEA	W	35-21	16,379	W1	Mourning (34)	Mourning (9)	Payton (32)
57	3/2	109-99	@POR	W	36-21	12,888	W2	Mourning (27)	Mourning (10)	Strickland (24)
58	3/3	116-86	@GSW	W	37-21	15,025	W3	Mourning (22)	Mourning (11)	Alexander (18)
59	3/5	80-88	@SAC	L	37-22	17,317	L1	Curry (21)	Johnson (12)	Williams/Richmond (20)
60	3/9	112-99	SEA	W	38-22	23,698	W1	Mourning (25)	Mourning (13)	Schrempf/Payton (20)
61	3/11	104-95	MIA	W	39-22	23,698	W2	Johnson (25)	Mourning (12)	Rice (28)
62	3/13	103-106	WAS	L	39-23	23,698	L1	Mourning (32)	Mourning (14)	Howard (18)
63	3/14	86-99	@MIL	L	39-24	16,572	L2	Mourning (18)	Mourning (14)	Robinson (27)
64	3/16	105-108	PHX	L	39-25	23,698	L3	Johnson (21)	Mourning (12)	Barkley (29)
65	3/19	108-104	UTA	W	40-25	23,698	W1	Mourning (31)	Johnson (8)	Malone (26)
66	3/21	78-69	@NYK	W	41-25	19,763	W2	Johnson (21)	Mourning (15)	Ewing (35)
67	3/23	93-105	ORL	L	41-26	16,101	L1	Mourning (35)	Johnson (7)	O'Neal (34)
68	3/25	105-97	CLE	W	42-26	23,698	W1	Mourning (23)	Mourning (11)	Mills (26)
69	3/29	81-99	@PHI	L	42-27	11,856	L1	Johnson (22)	Mourning (6)	Weatherspoon (28)
70	3/30	107-125	DAL	L	42-28	23,698	L2	Hawkins (31)	Mourning/Hawkins (9)	Jones/Tarpley (22)
71	4/2	105-92	@MIA	W	43-28	14,289	W1	Hawkins/Mourning (22)	Gattison/Johnson (7)	Rice (30)
72	4/5	84-66	PHI	W	44-28	23,698	W2	Mourning (16)	Mourning (11)	Bradley (21)
73	4/7	98-93	@WAS	W	45-28	18,756	W3	Mourning (25)	Johnson (11)	Webber/Cheaney (23)
74	4/9	68-97	@IND	L	45-29	16,661	L1	Johnson (24)	Mourning (12)	Smiths (18)
75	4/10	119-95	BOS	W	46-29	23,698	W1	Mourning (25)	Mourning (11)	Brown (20)
76	4/12	105-77	NUN	W	47-29	23,698	W2	Mourning (25)	Johnson (8)	Gilliam (20)
77	4/14	94-86	@DET	W	48-29	21,454	W3	Mourning (23)	Mourning (13)	Houston (21)
78	4/16	93-94	ATL	L	48-30	23,698	L1	Mourning (21)	Mourning/Johnson (8)	Blaylock (24)
79	4/17	101-90	@PHI	W	49-30	12,805	W1	Sutton (16)	Mourning/Johnson/Parish (7)	Wright (22)
80	4/20	86-91	NYK	L	49-31	23,698	L1	Mourning (22)	Johnson/Mourning (10)	Starks (18)
81	4/22	100-116	@CHI	L	49-32	23,544	L2	Johnson (29)	Johnson/Parish (8)	Jordan/Kukoc (19)
82	4/23	97-72	CLE	W	50-32	23,698	W1	Mourning (26)	Mourning (12)	Phils (13)

* Denotes Number of Overtime Periods

FRONT OFFICE
 BALL OPS
 PLAYERS
 16-77 REVIEW
 HISTORY
 RECORDS
 PLAYOFFS
 NBA
 MISC.

CHARLOTTE HORNETS 1993-94 FINAL ROSTER

FRONT OFFICE

BBALL OPS

PLAYERS

16-17 REVIEW

HISTORY

RECORDS

PLAYOFFS

NBA

MISC.



Record: 41-41 Home: 28-13 Road: 13-28 Overtime: 3-3 Eastern: 29-27 Western: 12-14

No.	Player	Pos.	Ht.	Wt.	Birthdate	From	Yrs Pro
25	Tony Bennett	G	6-0	179	6/1/69	Wisconsin-Green Bay	1
1	Tyrone Bogues	G	5-3	144	1/9/65	Wake Forest	6
40	Frank Brickowski	F/C	6-9	248	8/14/59	Penn State	9
24	Scott Burrell	F	6-7	218	1/12/71	Connecticut	R
30	Dell Curry	G	6-5	210	6/25/64	Virginia Tech	7
43	LeRon Ellis	C	6-10	240	4/28/69	Syracuse	1
44	Kenny Gattison	F/C	6-8	255	5/23/64	Old Dominion	7
32	Hersey Hawkins	G	6-3	190	9/29/66	Bradley	5
8	Eddie Johnson	F	6-7	215	5/1/59	Illinois	12
2	Larry Johnson	F	6-7	257	3/14/69	UNLV	2
33	Alonzo Mourning	C	6-10	244	2/8/70	Georgetown	1
20	Rumeal Robinson	G	6-2	195	11/13/66	Michigan	3
55	David Wingate	G/F	6-5	190	12/15/63	Georgetown	7

Head Coach: Allan Bristow (Virginia Tech)

Athletic Trainer: Terry Kofler (Xavier)

Assistant Coaches: Bill Hanzlik (Notre Dame), T.R. Dunn (Alabama)

Player	G	GS	MIN	FG	FBA	PCT	3FG	FGA	PCT	FT	FTA	PCT	OFF	DEF	TOT	AST	PF	DQ	STL	TO	BLK	PTS	AVG
Mourning	60	59	2018	427	845	.505	0	2	.000	433	568	.762	177	433	610	86	207	3	27	199	188	1287	21.5
Johnson	51	51	1757	346	672	.515	5	21	.238	137	197	.695	143	305	448	184	131	0	29	116	14	834	16.4
Curry	82	0	2173	533	1171	.455	152	378	.402	117	134	.873	71	191	262	221	161	0	98	120	27	1335	16.3
Hawkins	82	82	2648	395	859	.460	78	235	.332	312	362	.862	89	288	377	216	167	2	135	158	22	1180	14.4
Newman	18	18	429	91	174	.523	4	16	.250	48	59	.814	21	37	58	29	44	1	18	28	5	234	13.0
Johnson	73	27	1460	339	738	.459	59	150	.393	99	127	.780	80	144	224	125	143	2	36	84	8	836	11.5
Bogues	77	77	2746	354	751	.471	2	12	.167	125	155	.806	78	235	313	780	147	1	133	171	2	835	10.8
Conlon	16	8	378	66	109	.606	0	1	.000	31	38	.816	34	55	89	28	36	1	5	23	7	163	10.2
Brickowski (CHA)	28	6	653	117	233	.502	1	2	.500	47	63	.746	32	93	125	57	77	3	28	56	11	282	10.1
Gattison	77	18	1644	233	445	.524	0	0	--	126	195	.646	105	253	358	95	229	3	59	79	46	592	7.7
Wingate	50	36	1005	136	283	.481	4	12	.333	34	51	.667	30	104	134	104	85	0	42	53	6	310	6.2
Burrell	51	16	767	98	234	.419	2	6	.333	46	70	.657	46	86	132	62	88	0	37	45	16	244	4.8
Ellis	50	1	680	88	182	.484	0	0	--	45	68	.662	70	118	188	24	83	1	17	21	25	221	4.4
Gminski	21	6	255	31	79	.392	0	0	--	11	14	.786	19	40	59	11	20	0	13	11	13	73	3.5
Bennett	74	5	983	105	263	.399	27	75	.360	11	15	.733	16	74	90	163	84	0	39	40	1	248	3.4
Kempton	9	0	103	9	26	.346	0	0	--	7	10	.700	6	8	14	6	25	0	4	4	1	25	2.8
Robinson (CHA)	14	0	95	13	33	.394	1	5	.200	3	9	.333	2	6	8	18	15	0	3	18	0	30	2.1
Henson	3	0	17	1	2	.500	1	1	1.000	0	0	--	0	1	1	5	3	0	0	1	0	3	1.0
Williams	1	0	19	0	1	0	0	0	--	0	0	--	0	4	4	0	2	0	1	1	2	0	0.0
CHARLOTTE	82	--	19830	3382	7100	0.476	336	916	0.367	1632	2135	0.764	1019	2475	3494	2214	1747	17	724	1266	394	8732	106.5
OPPONENTS	82	--	19830	3463	7359	0.471	317	916	0.346	1507	2036	0.74	1217	2467	3684	2116	1761	12	629	1260	430	8750	106.7

CHARLOTTE HORNETS 1992-93 FINAL ROSTER

FRONT OFFICE

BBALL OPS

PLAYERS

16-17 REVIEW

HISTORY

RECORDS

PLAYOFFS

NBA

MISC.



Record: 44-38 **Home:** 22-19 **Road:** 22-19 **Overtime:** 3-0 **Eastern:** 29-27 **Western:** 14-10

No.	Player	Pos.	Ht.	Wt.	Birthdate	From	Yrs Pro
25	Tony Bennett	G	6-0	175	6/1/69	Wisconsin-Green Bay	R
1	Tyrone Bogues	G	5-3	144	1/9/65	Wake Forest	5
30	Dell Curry	G	6-5	205	6/25/64	Virginia Tech	6
44	Kenny Gattison	F/C	6-8	256	5/23/64	Old Dominion	6
13	Kendall Gill	G	6-5	214	5/25/68	Illinois	2
42	Mike Gminski	C	6-11	260	8/3/59	Duke	12
21	Sidney Green	F	6-9	250	1/4/61	UNLV	9
2	Larry Johnson	F	6-7	250	3/14/69	UNLV	1
9	Kevin Lynch	G/F	6-5	200	12/24/68	Minnesota	1
33	Alonzo Mourning	C	6-10	240	2/8/70	Georgetown	R
22	Johnny Newman	F	6-7	203	11/28/63	Richmond	6
55	David Wingate	G/F	6-5	185	12/15/63	Georgetown	6

Head Coach: Allan Bristow (Virginia Tech)

Head Athletic Trainer: Terry Kofler (Xavier)

Assistant Coaches: Bill Hanzlik (Notre Dame), T.R. Dunn (Alabama)

Player	G	GS	MIN	FG	FGA	PCT	3FG	FGA	PCT	FT	FTA	PCT	OFF	DEF	TOT	AST	PF	DQ	STL	TO	BLK	PTS	AVG
Johnson	82	82	3323	728	1385	.526	18	71	.254	336	438	.767	281	583	864	353	187	0	53	227	27	1810	22.1
Mourning	78	78	2644	572	1119	.511	0	3	.000	495	634	.781	263	542	805	76	286	6	27	236	271	1639	21.0
Gill	69	67	2430	463	1032	.449	17	62	.274	224	290	.772	120	220	340	268	191	2	98	174	36	1167	16.9
Curry	80	0	2094	498	1102	.452	95	237	.401	136	157	.866	51	235	286	180	150	1	87	129	23	1227	15.3
Newman	64	27	1471	279	534	.522	12	45	.267	194	240	.808	72	71	143	117	154	1	45	90	19	764	11.9
Bogues	81	80	2833	331	730	.453	6	26	.231	140	168	.833	51	247	298	711	179	0	161	154	5	808	10.0
Reid	17	1	295	42	98	.429	0	1	.000	43	58	.741	20	50	70	24	49	1	11	24	5	127	7.5
Gattison	75	5	1475	203	384	.529	0	3	.000	102	169	.604	108	245	353	68	237	3	48	64	55	508	6.8
Wingate	72	55	1471	180	336	.536	1	6	.167	79	107	.738	49	125	174	183	135	1	66	89	9	440	6.1
Bennett	75	2	857	110	260	.423	26	80	.325	30	41	.732	12	51	63	136	110	0	30	50	0	276	3.7
Gminski	34	0	251	42	83	.506	0	0	--	9	10	.900	34	51	85	7	28	0	1	11	9	93	2.7
Hammonds	19	5	142	19	45	.422	0	0	--	5	8	.625	5	26	31	8	20	0	0	3	4	43	2.3
Lynch	40	8	324	30	59	.508	0	1	.000	26	38	.684	12	23	35	25	44	0	11	24	6	86	2.2
Gree (CHA)	24	0	127	14	40	.350	0	2	.000	12	16	.750	14	33	47	5	16	0	1	8	2	40	1.7
Williams	2	0	18	1	3	.333	0	0	--	0	0	--	3	6	9	0	4	0	0	2	2	2	1.0
CHARLOTTE	82	--	19755	3512	7210	.487	175	537	.326	1831	2374	.771	1095	2508	3603	2161	1790	15	639	1325	473	9030	110.1
OPPONENTS	82	--	19755	3634	7698	.472	234	753	.311	1548	2080	.744	1350	2403	3753	2277	1923	26	599	1245	438	9050	110.4

CHARLOTTE HORNETS 1991-92 FINAL ROSTER

FRONT OFFICE

BBALL OPS

PLAYERS

16-17 REVIEW


HISTORY

RECORDS

PLAYOFFS

NBA

MISC.



Record: 31-51 **Home:** 22-19 **Road:** 9-32 **Overtime:** 2-3 **Eastern:** 21-35 **Western:** 10-16

No.	Player	Pos.	Ht.	Wt.	Birthdate	From	Yrs Pro
1	Tyrone Bogues	G	5-3	144	1/9/65	Wake Forest	4
30	Dell Curry	G	6-5	205	6/25/64	Virginia Tech	5
24	Anthony Frederick	F	6-7	222	12/7/64	Pepperdine	2
33	Kenny Gattison	F/C	6-8	256	5/23/64	Old Dominion	5
13	Kendall Gill	G	6-5	214	5/25/68	Illinois	1
42	Mike Gminski	C	6-11	260	8/3/59	Duke	11
12	Tom Hammonds	F	6-9	225	3/27/67	Georgia Tech	2
2	Larry Johnson	F	6-7	250	3/14/69	UNLV	R
45	Eric Leckner	C	6-11	275	5/27/66	Wyoming	3
9	Kevin Lynch	G/F	6-5	200	12/24/68	Minnesota	R
22	Johnny Newman	F	6-7	203	11/28/63	Richmond	5
21	Elliot Perry	G	6-0	160	3/28/69	Memphis State	R
34	J.R. Reid	F/C	6-9	265	3/31/68	North Carolina	2

Head Coach: Allan Bristow (Virginia Tech)

Athletic Trainer: Terry Kofler (Xavier)

Assistant Coaches: Bill Hanzlik (Notre Dame), T.R. Dunn (Alabama), Mike Pratt (Kentucky)

Player	G	GS	MIN	FG	FGA	PCT	3FG	FGA	PCT	FT	FTA	PCT	OFF	DEF	TOT	AST	PF	DQ	STL	TO	BLK	PTS	AVG
Gill	79	79	2906	666	1427	.467	6	25	.240	284	381	.745	165	237	402	329	237	1	154	180	46	1622	20.5
Johnson	82	77	3047	616	1258	.490	5	22	.227	339	409	.829	323	576	899	292	225	3	81	160	51	1576	19.2
Curry	77	0	2020	504	1038	.486	74	183	.404	127	152	.836	57	202	259	177	156	1	93	134	20	1209	15.7
Newman	55	55	1651	295	618	.477	13	46	.283	236	308	.766	71	108	179	146	181	4	70	129	14	839	15.3
Gattison	82	71	2223	423	799	.529	0	2	.000	196	285	.688	177	403	580	131	273	4	59	140	69	1042	12.7
Chapman	21	11	545	108	240	.450	8	27	.296	36	53	.679	9	45	54	86	47	0	14	42	8	260	12.4
Reid	51	7	1257	213	435	.490	0	3	.000	134	190	.705	96	221	317	81	159	0	49	84	23	560	11.0
Bogues	82	69	2790	317	671	.472	2	27	.074	94	120	.783	58	177	235	743	156	0	170	156	6	730	8.9
Frederick	66	26	852	161	370	.435	4	17	.235	63	92	.685	75	69	144	71	91	0	40	58	26	389	5.9
Gminski	35	10	499	90	199	.452	1	3	.333	21	28	.750	37	81	118	31	37	0	11	20	16	202	5.8
Lynch	55	3	819	93	223	.417	3	8	.375	35	46	.761	30	55	85	83	107	0	37	44	9	224	4.1
Leckner	59	2	716	79	154	.513	0	1	.000	38	51	.745	49	157	206	31	114	1	9	39	18	196	3.3
Grandison	3	0	25	2	4	.500	0	0	--	6	10	.600	3	8	11	1	4	0	1	3	1	10	3.3
Ansley (CHA)	2	0	13	3	7	.429	0	0	--	0	0	--	0	2	2	0	1	0	0	0	0	6	3.0
Perry (CHA)	40	0	371	43	114	.377	1	5	.200	26	39	.667	12	20	32	64	26	0	25	37	2	113	2.8
Massenburg	3	0	13	0	3	.000	0	0	--	1	2	.500	1	3	4	0	2	0	1	4	0	1	0.3
Grant	13	0	57	0	8	.000	0	0	--	1	2	.500	1	3	4	18	3	0	8	5	0	1	0.1
Hunter	1	0	1	0	0	.000	0	0	--	0	0	.000	0	0	0	0	0	0	0	0	0	0	0.0
CHARLOTTE	82	--	19805	3613	7568	.477	117	369	.317	1637	2168	.755	1164	2367	3531	2284	1819	14	822	1273	309	8980	109.5
OPPONENTS	82	--	19805	3717	7495	.496	205	632	.324	1661	2241	.741	1253	2581	3834	2366	1750	8	621	1392	524	9300	113.4

1991-92 GAME-BY-GAME

G	Date	Score	Opp	WL	Record	Atten.	Streak	Charlotte High Scorer	Charlotte High Rebounder	Opponent High Scorer
1	11/1	108-111	@BOS	L	0-1	14,890	L1	Curry (21)	Gattison (18)	Bird (23)
2	11/2	108-116	NUN	L	0-2	23,698	L2	Curry (21)	Johnson (18)	Bowie (27)
3	11/5	93-117	@DET	L	0-3	21,454	L3	Gattison/Gill (15)	Reid/Gminski/Johnson (6)	Aguiere (22)
4	11/6	114-104	ATL	W	1-3	23,698	W1	Gill (30)	Johnson (9)	Wilkins (21)
5	11/8	*125-122	MIL	L	1-4	23,698	L1	Curry (29)	Reid (10)	Malone (23)
6	11/9	113-118	NYK	L	1-5	16,362	L2	Newman (23)	Johnson (8)	Wilkins (28)
7	11/12	100-118	@ATL	L	1-6	9,131	L3	Johnson (19)	Johnson (14)	Wilkins (25)
8	11/13	95-117	CHI	L	1-7	23,698	L4	Curry (21)	Johnson (15)	Jordan (35)
9	11/15	105-120	@MIA	L	1-8	15,008	L5	Frederick (20)	Johnson (15)	Rice (33)
10	11/16	118-109	BOS	W	2-8	23,698	W1	Johnson (27)	Johnson (15)	Lewis (26)
11	11/19	104-127	@MIL	L	2-9	14,182	L1	Gattison (21)	Johnson (14)	Malone (23)
12	11/20	109-108	CLE	W	3-9	23,698	W1	Curry (29)	Gill (10)	Ehlo (21)
13	11/22	112-110	IND	W	4-9	23,698	W2	Johnson (25)	Johnson (15)	Fleming (28)
14	11/26	97-103	@DEN	L	4-10	8,721	L1	Johnson (25)	Johnson (16)	Williams (22)
15	11/27	107-113	@UTA	L	4-11	18,700	L2	Chapman (27)	Johnson (12)	Malone (31)
16	11/29	111-131	@PHX	L	4-12	14,496	L3	Gill (23)	Johnson (10)	Majerle (37)
17	11/30	112-130	@LAC	L	4-13	9,560	L4	Gill (24)	Johnson (16)	Rivers (23)
18	12/2	97-99	NYK	L	4-14	23,698	L5	Johnson (20)	Johnson (15)	Ewing (23)
19	12/4	124-106	LAL	W	5-14	23,698	W1	Curry (27)	Johnson/Gattison (10)	Worthy (28)
20	12/6	96-114	@CHI	L	5-15	18,237	L1	Gill (18)	Johnson (9)	Jordan (19)
21	12/7	109-95	@ORL	W	6-15	15,151	W1	Newman (30)	Johnson (12)	Skiles (25)
22	12/11	103-106	DAL	L	6-16	23,698	L1	Johnson (24)	Gattison (18)	Harper (35)
23	12/13	108-112	MIA	L	6-17	23,698	L2	Johnson (25)	Johnson (11)	Seikaly (28)
24	12/14	109-102	@NUN	W	7-17	8,602	W1	Johnson/Gill (24)	Johnson (15)	Coleman (21)
25	12/17	102-122	UTA	L	7-18	23,698	L1	Gattison (19)	Johnson (17)	J. Malone (34)
26	12/18	97-117	@DET	L	7-19	21,454	L2	Nemman/Gill (14)	Johnson (9)	Laimbeer (26)
27	12/20	95-99	HOU	L	7-20	23,698	L3	Johnson (28)	Johnson (15)	Smith (23)
28	12/21	111-120	@CLE	L	7-21	14,667	L4	Gill (25)	Gattison (8)	Daugherty (24)
29	12/23	114-106	@PHI	W	8-21	14,596	W1	Gill (31)	Johnson (13)	Barkley (22)
30	12/27	120-136	NUN	L	8-22	23,698	L1	Gill (25)	Johnson (8)	Petrovic (32)
31	12/28	124-129	@WAS	L	8-23	12,054	L2	Johnson (29)	Johnson (13)	Grant (25)
32	1/2	*102-109	LAC	L	8-24	23,698	L3	Gill (23)	Johnson (16)	Rivers (23)
33	1/4	113-108	PHX	W	9-24	23,698	W1	Johnson (23)	Johnson (13)	Hornasek (19)
34	1/9	109-96	SAC	W	10-24	23,698	W2	Gill (26)	Johnson (16)	Richmond (23)
35	1/11	93-115	POR	L	10-25	23,698	L1	Newman (24)	Leckner (12)	Ainge (23)
36	1/14	*117-116	@SEA	W	11-25	9,132	W1	Johnson (24)	Johnson (13)	Pierce (20)
37	1/15	93-95	@LAL	L	11-26	16,736	L1	Gill (24)	Gattison (10)	Worthy (22)
38	1/17	104-120	@POR	L	11-27	12,888	L2	Gill (23)	Johnson (9)	Drexler (25)
39	1/18	113-119	@SAC	L	11-28	17,014	L3	Gill (30)	Gattison (12)	Richmond (24)
40	1/20	119-135	@GSW	L	11-29	15,025	L4	Johnson (26)	Johnson (11)	Mullin (29)
41	1/22	112-115	CHI	L	11-30	23,698	L5	Johnson (31)	Johnson (8)	Jordan (23)
42	1/25	107-105	IND	W	12-30	23,698	W1	Newman (41)	Johnson (9)	Smith (21)
43	1/28	*95-100	DET	L	12-31	23,698	L1	Johnson (19)	Johnson (14)	Dumars (20)
44	1/31	105-122	SEA	L	12-32	23,698	L2	Gill (25)	Johnson (12)	Johnson (30)
45	2/2	100-118	@MIA	L	12-33	15,008	L3	Gill (23)	Johnson (13)	Rice (28)
46	2/4	115-99	WAS	W	13-33	23,698	W1	Newman (19)	Gattison (11)	Ellison (19)
47	2/6	132-113	GSW	W	14-33	23,698	W2	Gill (27)	Johnson (11)	Mullin (25)
48	2/11	113-108	@ATL	W	15-33	9,249	W3	Gill (27)	Johnson (13)	Graham (24)
49	2/13	118-127	@DAL	L	15-34	14,083	L1	Gill (30)	Johnson (13)	Ellis (30)
50	2/16	126-109	MIA	W	16-34	23,698	W1	Johnson (28)	Johnson (13)	Coles (16)
51	2/17	117-128	@IND	L	16-35	10,686	L1	Newman (26)	Johnson (10)	Person (30)
52	2/19	106-104	DEN	W	17-35	23,698	W1	Johnson (34)	Johnson/Gattison (8)	Williams (31)
53	2/21	110-113	@BOS	L	17-36	15,239	L1	Johnson (24)	Gattison (12)	Gamble (25)
54	2/22	130-110	ORL	W	18-36	23,698	W1	Gattison/Curry (24)	Reid (11)	Catledge (23)
55	2/25	94-82	MIL	W	19-36	23,698	W2	Gattison (23)	Reid (10)	Brickowski/Malone (13)
56	2/27	136-84	PHI	W	20-36	23,698	W3	Frederick (20)	Frederick (10)	Payne (24)
57	2/29	121-119	IND	W	21-36	23,698	W4	Johnson (27)	Gill (12)	Person (34)
58	3/4	119-110	@MIL	W	22-36	13,887	W5	Johnson/Gill (25)	Johnson (9)	Brickowski/Ellis (20)
59	3/7	78-107	@NYK	L	22-37	18,872	L1	Gill (25)	Johnson/Gill (7)	Ewing (20)
60	3/10	105-96	MIN	W	23-37	23,698	W1	Gill (28)	Johnson (23)	West (23)
61	3/11	120-105	@DAL	W	24-37	15,727	W2	Gill (26)	Johnson (18)	Iuzzolino (23)
62	3/13	100-118	@HOU	L	24-38	16,266	L1	Gill (26)	Gattison (12)	K. Smith (26)
63	3/16	117-112	@SAS	W	25-38	16,057	W1	Johnson (27)	Johnson (10)	Robinson (31)
64	3/19	*123-116	@PHI	W	26-38	12,258	W2	Johnson (34)	Johnson (14)	Hawkins (27)
65	3/20	110-112	ATL	L	26-39	23,698	L1	Johnson (28)	Johnson (19)	Graham (23)
66	3/22	113-101	DET	W	27-39	23,698	W1	Johnson (22)	Gattison (6)	Dumars (23)
67	3/23	120-123	@NUN	L	27-40	10,011	L1	Johnson/Gill (24)	Johnson (10)	Coleman (37)
68	3/25	113-108	SAS	W	28-40	23,698	W1	Gill (28)	Reid/Gattison (11)	Cummings (34)
69	3/27	115-121	CLE	L	28-41	23,698	L1	Gill/Curry (29)	Reid (7)	Daugherty (24)
70	3/28	97-113	@WAS	L	28-42	17,522	L2	Johnson (19)	Reid (12)	Eackles (34)
71	3/30	123-112	ORL	W	29-42	23,698	W1	Curry (22)	Johnson (7)	Bowie (27)
72	4/1	94-100	@CHI	L	29-43	18,362	L1	Gill (32)	Johnson (10)	Jordan (31)
73	4/2	96-117	NYK	L	29-44	23,698	L2	Frederick/Gattison (16)	Reid (7)	Ewing (25)
74	4/4	118-109	WAS	W	30-44	23,698	W1	Gattison (23)	Johnson (12)	Eackles (30)
75	4/7	110-135	@ORL	L	30-45	15,151	L1	Newman (22)	Johnson (11)	Higgins (29)
76	4/9	134-141	@CLE	L	30-46	15,265	L2	Gill (29)	Gill (9)	Nance (26)
77	4/10	106-125	@DET	L	30-47	21,454	L3	Gill (25)	Johnson (11)	Dumars (32)
78	4/12	102-128	BOS	L	30-48	23,698	L4	Reid (17)	Leckner (9)	Lewis (35)
79	4/14	96-123	@IND	L	30-49	16,530	L5	Johnson (22)	Reid/Johnson (8)	Schrempf (23)
80	4/15	115-107	CLE	W	31-49	23,698	W1	Gill (28)	Gill (11)	Daugherty (18)
81	4/17	112-122	PHI	L	31-50	23,698	L1	Johnson (25)	Johnson (13)	Gilliam (30)
82	4/19	107-130	@MIN	L	31-51	19,006	L2	Johnson (27)	Johnson (16)	Campbell (23)

* Denotes Number of Overtime Periods

FRONT OFFICE

BALL OPS

PLAYERS

16-17 REVIEW

HISTORY

RECORDS

PLAYOFFS

NBA

MISC.

CHARLOTTE HORNETS 1990-91 FINAL ROSTER

FRONT OFFICE

BBALL OPS

PLAYERS

16-17 REVIEW

HISTORY

RECORDS

PLAYOFFS

NBA

MISC.



Record: 26-56 **Home:** 17-24 **Road:** 9-32 **Overtime:** 2-2 **Eastern:** 17-37 **Western:** 9-19

No.	Player	Pos.	Ht.	Wt.	Birthdate	From	Yrs Pro
1	Tyrone Bogues	G	5-3	144	1/9/65	Wake Forest	3
3	Rex Chapman	G	6-4	196	10/5/67	Kentucky	2
30	Dell Curry	G	6-5	208	6/25/64	Virginia Tech	4
33	Kenny Gattison	F	6-8	249	5/23/64	Old Dominion	4
13	Kendall Gill	G	6-5	204	5/25/68	Illinois	R
42	Mike Gminski	C	6-11	255	8/3/59	Duke	10
4	Scott Haffner	G	6-3	180	2/2/66	Evansville	1
31	Randolph Keys	F	6-7	215	4/19/66	Southern Mississippi	2
45	Eric Leckner	C	6-11	265	5/27/66	Wyoming	2
22	Johnny Newman	F	6-7	197	11/28/63	Richmond	4
34	J.R. Reid	F/C	6-9	263	3/31/68	North Carolina	1
55	Steve Scheffler	C	6-9	253	7/3/67	Purdue	R
7	Kelly Tripucka	F	6-6	228	2/16/59	Notre Dame	9

Head Coach: Gene Littles (High Point)

Athletic Trainer: Terry Kofler (Xavier)

Assistant Coaches: Mike Pratt (Kentucky), Tom Nissalke (Florida State)

Player	G	GS	MIN	FG	FBA	PCT	3FG	FGA	PCT	FT	FTA	PCT	OFF	DEF	TOT	AST	PF	DQ	STL	TO	BLK	PTS	AVG
Gilliam	25	25	949	195	380	.513	0	0	--	104	128	.813	86	148	234	27	65	1	34	64	21	494	19.8
Newman	81	81	2477	478	1017	.470	30	84	.357	385	476	.809	94	160	254	188	278	7	100	189	17	1371	16.9
Chapman	70	68	2100	410	922	.445	48	148	.324	234	282	.830	45	146	191	250	167	1	73	131	16	1102	15.7
Gminski (CHA)	50	50	1405	248	524	.473	1	6	.167	75	95	.789	115	266	381	60	58	0	24	54	22	572	11.4
Reid	80	80	2467	360	773	.466	0	2	.000	182	259	.703	154	348	502	89	286	6	87	153	47	902	11.3
Gill	82	36	1944	376	836	.450	2	14	.143	152	182	.835	105	158	263	303	186	0	104	163	39	906	11.0
Curry	76	14	1515	337	715	.471	32	86	.372	96	114	.842	47	152	199	166	125	0	75	80	25	802	10.6
Gattison	72	6	1552	243	457	.532	0	2	.000	164	248	.661	136	243	379	44	211	3	48	102	67	650	9.0
Bogues	81	46	2299	241	524	.460	0	12	.000	86	108	.796	58	158	216	669	160	2	137	120	3	568	7.0
Tripucka	77	1	1289	187	412	.454	15	45	.333	152	167	.910	46	130	176	159	130	0	33	92	13	541	7.0
Leckner (CHA)	40	2	744	92	198	.465	0	0	--	46	84	.548	55	153	208	21	123	3	10	44	11	230	5.8
Sanders	3	0	43	6	14	.429	0	0	--	1	2	.500	3	6	9	1	6	0	1	1	1	13	4.3
Keys	44	0	473	59	145	.407	3	14	.214	19	33	.576	40	60	100	18	93	0	22	35	15	140	3.2
Haffner	7	0	50	8	21	.381	0	2	.000	1	2	.500	2	2	4	9	4	0	3	4	1	17	2.4
Hoppen	19	0	112	18	32	.563	0	1	.000	8	10	.800	14	16	30	3	18	0	2	12	1	44	2.3
Cureton	9	1	159	8	24	.333	0	1	.000	1	3	.333	6	30	36	3	16	0	0	6	3	17	1.9
Scheffler	39	0	227	20	39	.513	0	0	--	19	21	.905	21	24	45	9	20	0	6	4	2	59	1.5
CHARLOTTE	82	--	19805	3286	7033	.467	131	417	.314	1725	2214	.779	1027	2200	3227	2019	1946	23	759	1290	304	8428	102.8
OPPONENTS	82	--	19805	3408	6915	.493	158	500	.316	1884	2441	.772	1151	2514	3665	2144	1841	19	675	1406	480	8858	108.0

CHARLOTTE HORNETS 1989-90 FINAL ROSTER

FRONT OFFICE

BBALL OPS

PLAYERS

16-17 REVIEW

HISTORY

RECORDS

PLAYOFFS

NBA

MISC.



Record: 19-63 **Home:** 13-28 **Road:** 6-35 **Overtime:** 2-1 **Eastern:** 6-20 **Western:** 13-43

No.	Player	Pos.	Ht.	Wt.	Birthdate	From	Yrs Pro
35	Richard Anderson	F	6-10	240	11/19/60	Cal-Santa Barbara	5
1	Tyrone Bogues	G	5-3	140	1/9/65	Wake Forest	2
3	Rex Chapman	G	6-4	185	10/5/67	Kentucky	1
30	Dell Curry	G	6-5	195	6/25/64	Virginia Tech	3
33	Kenny Gattison	F	6-8	252	5/23/64	Old Dominion	3
45	Armon Gilliam	F	6-9	245	5/28/64	UNLV	2
6	Michael Holton	G	6-4	185	8/4/61	UCLA	5
42	Dave Hoppen	C	6-11	240	3/13/64	Nebraska	2
31	Randolph Keys	F	6-7	195	4/19/66	Southern Mississippi	1
11	Ralph Lewis	G	6-6	200	3/28/63	LaSalle	2
34	J.R. Reid	F/C	6-9	256	3/31/68	North Carolina	R
50	Robert Reid	G/F	6-8	205	8/30/55	St. Mary's	11
32	Brian Rowsom	F	6-10	230	10/23/65	UNC-Wilmington	2
7	Kelly Tripucka	F	6-6	225	2/16/59	Notre Dame	8
21	Michael Williams	G	6-2	175	7/23/66	Baylor	1

Head Coach: Gene Littles (High Point)

Athletic Trainer: Terry Kofler (Xavier)

Assistant Coaches: Mike Pratt (Kentucky)

Player	G	GS	MIN	FG	FBA	PCT	3FG	FGA	PCT	FT	FTA	PCT	OFF	DEF	TOT	AST	PF	DQ	STL	TO	BLK	PTS	AVG
Gilliam (CHA)	60	59	2159	432	819	.527	0	2	.000	264	363	.727	185	344	529	91	184	4	63	166	46	1128	18.8
Chapman	54	52	1762	377	924	.408	47	142	.331	144	192	.750	52	127	179	132	113	0	46	100	6	945	17.5
Curry	67	13	1860	461	990	.466	52	147	.354	96	104	.923	31	137	168	159	148	0	98	100	26	1070	16.0
Tripucka	79	73	2404	442	1029	.430	38	104	.365	310	351	.883	82	240	322	224	220	1	75	176	16	1232	15.6
Reid	82	82	2757	358	814	.440	0	5	.000	192	289	.664	199	492	691	101	292	7	92	172	54	908	11.1
Keys (CHA)	32	5	723	142	319	.445	12	33	.364	40	58	.690	48	68	116	49	107	1	30	37	6	336	10.5
Bogues	81	65	2743	326	664	.491	5	26	.192	106	134	.791	48	159	207	867	168	1	166	146	3	763	9.4
Rambis	16	16	448	58	116	.500	0	1	.000	30	55	.545	48	72	120	28	45	0	32	29	10	146	9.1
Williams (CHA)	22	1	303	58	109	.532	0	3	.000	35	44	.795	11	20	31	77	39	0	22	28	1	151	6.9
Reid (CHA)	60	27	1117	162	414	.391	9	29	.310	50	78	.641	33	110	143	82	136	0	36	44	14	383	6.4
Gattison	63	2	941	148	269	.550	1	1	1.00	75	110	.682	75	122	197	39	150	1	35	67	31	372	5.9
Rowsom	44	2	559	78	179	.436	1	2	.500	68	83	.819	44	87	131	22	58	0	18	25	11	225	5.1
Anderson	54	2	604	88	211	.417	37	100	.370	18	23	.783	33	94	127	55	64	0	20	26	9	231	4.3
Hoppen	10	2	135	16	41	.390	0	0	--	8	10	.800	19	17	36	6	26	0	2	8	1	40	4.0
Sichting	34	8	469	50	119	.420	3	12	.250	15	18	.833	3	16	19	92	39	0	16	22	2	118	3.5
Lewis (CHA)	3	0	20	4	6	.667	0	0	--	2	2	1.00	4	2	6	0	2	0	1	1	0	10	3.3
Turner (CHA)	8	0	84	9	25	.360	0	1	.000	4	4	1.00	1	2	3	20	5	0	7	8	0	22	2.8
Gray	39	1	466	38	82	.463	0	2	.000	25	39	.641	38	93	131	17	64	0	12	19	24	101	2.6
Dozier	9	0	92	9	27	.333	0	1	.000	4	8	.500	7	8	15	3	10	0	6	7	2	22	2.4
Holton	16	0	109	14	26	.538	0	0	--	1	2	.500	1	1	2	16	19	0	1	13	0	29	1.8
CHARLOTTE	82	--	19755	3270	7183	.455	205	611	.336	1487	1967	.756	962	2211	3173	2080	1889	15	778	1226	262	8232	100.4
OPPONENTS	82	--	19755	3438	6922	.497	132	421	.314	1865	2380	.784	1063	2723	3786	2066	1754	11	638	1376	384	8873	108.2

CHARLOTTE HORNETS 1988-89 FINAL ROSTER

FRONT OFFICE

BBALL OPS

PLAYERS

16-17 REVIEW

HISTORY

RECORDS

PLAYOFFS

NBA

MISC.



Record: 20-62 **Home:** 12-29 **Road:** 8-33 **Overtime:** 1-3 **Eastern:** 12-44 **Western:** 8-18

No.	Player	Pos.	Ht.	Wt.	Birthdate	From	Yrs Pro
1	Tyrone Bogues	G	5-3	140	1/9/65	Wake Forest	1
3	Rex Chapman	G	6-4	185	10/5/67	Kentucky	R
25	Earl Cureton	F	6-9	215	7/3/57	Detroit	8
30	Dell Curry	G	6-5	195	6/25/64	Virginia Tech	2
6	Michael Holton	G	6-4	185	8/4/61	UCLA	4
42	Dave Hoppen	C	6-11	235	3/13/64	Nebraska	1
41	Tim Kempton	C	6-10	245	1/25/64	Notre Dame	1
32	Greg Kite	C	6-11	250	8/5/61	Brigham Young	5
35	Sidney Lowe	G	6-0	195	1/21/60	North Carolina State	3
31	Kurt Rambis	F	6-8	213	2/25/58	Santa Clara	7
50	Robert Reid	G/F	6-8	205	8/30/55	St. Mary's	10
45	Brian Rowsom	F	6-10	230	10/23/65	UNC-Wilmington	1
7	Kelly Tripucka	F	6-6	225	2/16/59	Notre Dame	7

Head Coach: Dick Harter (Pennsylvania)

Head Athletic Trainer: Terry Kofler (Xavier)

Assistant Coaches: Ed Badger (Iowa), Gene Littles (High Point)

Player	G	GS	MIN	FG	FBA	PCT	3FG	FGA	PCT	FT	FTA	PCT	OFF	DEF	TOT	AST	PF	DQ	STL	TO	BLK	PTS	AVG
Kelly Tripucka	71	65	2302	568	1215	.467	30	84	.357	440	508	.866	79	188	267	224	196	0	88	236	16	1606	22.6
Rex Chapman	75	44	2219	526	1271	.414	60	191	.314	155	195	.795	74	113	187	176	167	1	70	113	25	1267	16.9
Robert Reid	82	54	2152	519	1214	.428	17	52	.327	152	196	.776	82	220	302	153	235	2	53	106	20	1207	14.7
Dell Curry	48	0	813	256	521	.491	19	55	.345	40	46	.870	26	78	104	50	68	0	42	44	4	571	11.9
Kurt Rambis	75	75	2233	325	627	.518	0	3	.000	182	248	.734	269	434	703	159	208	4	100	148	57	832	11.1
Michael Holton	67	60	1696	215	504	.427	3	14	.214	120	143	.839	30	75	105	424	165	0	66	119	12	553	8.3
Brian Rowsom	34	0	517	80	162	.494	1	1	1.00	65	81	.802	56	81	137	24	69	1	10	18	12	226	6.6
Earl Cureton	82	41	2047	233	465	.501	0	1	.000	66	123	.537	188	300	488	130	230	3	50	114	61	532	6.5
Dave Hoppen	77	36	1419	199	353	.564	1	2	.500	101	139	.727	123	261	384	57	239	4	25	77	21	500	6.5
Tim Kempton	79	0	1341	171	335	.510	0	1	.000	142	207	.686	91	213	304	102	215	3	41	121	14	484	6.1
Tyrone Bogues	79	21	1755	178	418	.426	1	13	.077	66	88	.750	53	112	165	620	141	1	111	124	7	423	5.4
Rickey Green	33	2	370	57	132	.432	1	5	.200	13	14	.929	4	19	23	82	16	0	18	28	0	128	3.9
Ralph Lewis	42	0	336	58	121	.479	1	3	.333	19	39	.487	35	26	61	15	28	0	11	24	3	136	3.2
Greg Kite (CHA)	12	12	213	16	30	.533	0	0	--	6	10	.600	15	38	53	7	43	1	4	12	8	38	3.2
Tom Tolbert	14	0	117	17	37	.459	0	3	.000	6	12	.500	7	14	21	7	20	0	2	2	4	40	2.9
Sidney Lowe	14	0	250	8	25	.320	0	2	.000	7	11	.636	6	28	34	93	28	0	14	9	0	23	1.6
CHARLOTTE	82	--	19780	3426	7430	.461	134	430	.312	1580	2060	.767	1138	2200	3338	2323	2068	20	705	1318	264	8566	104.5
OPPONENTS	82	--	19780	3555	7113	.500	115	399	.288	2040	2629	.776	1191	2621	3812	2061	1791	10	710	1425	441	9265	113.0

1988-89 GAME-BY-GAME

G	Date	Score	Opp	WL	Record	Atten.	Streak	Charlotte		Opponent
								High Scorer	High Rebounder	
1	11/4	93-133	CLE	L	0-1	23,338	L1	Tripucka/Rambis (16)	Rambis (6)	Harper (22)
2	11/5	85-94	@DET	L	0-2	21,454	L2	Rowson (16)	Rambis (8)	Dantley (18)
3	11/8	117-105	LAC	W	1-2	18,865	W1	Tripucka (24)	Rambis (14)	Dailey (18)
4	11/11	87-95	@WAS	L	1-3	12,731	L1	Reid (23)	Rambis (9)	Malone (21)
5	11/12	111-132	@ATL	L	1-4	16,155	L2	Tripucka (18)	Rowson/ Tripucka (7)	Theus (27)
6	11/15	99-106	NUN	L	1-5	21,748	L3	Tripucka (25)	Cureton (9)	McGee (26)
7	11/17	93-104	@DAL	L	1-6	16,512	L4	Tripucka (15)	Rambis (10)	Aguirre (26)
8	11/19	107-105	@SAS	W	2-6	10,863	W1	Tripucka (31)	Hoppen (9)	Robinson/ W. Anderson (24)
9	11/22	93-99	DET	L	2-7	23,388	L1	Reid (19)	Rambis (14)	Dumas (26)
10	11/23	109-114	@BOS	L	2-8	14,890	L2	Tripucka (23)	Rambis/Reid (6)	McHale (26)
11	11/25	116-123	@PHI	L	2-9	10,588	L3	Tripucka (33)	Hoppen (9)	Barkley (37)
12	11/26	113-120	WAS	L	2-10	23,388	L4	Reid (25)	Kempton (9)	Malone (29)
13	11/29	99-84	MIA	W	3-10	23,388	W1	Chapman (22)	Kempton/Rambis (8)	Washington (18)
14	12/1	109-107	PHI	W	4-10	21,716	W2	Tripucka (25)	Rambis (9)	Barkley (31)
15	12/3	104-108	HOU	L	4-11	16,611	L1	Tripucka (30)	Kempton (9)	Woodson (29)
16	12/9	96-95	NUN	W	5-11	23,388	W1	Tripucka (30)	Rambis/ Reid (8)	Carroll (21)
17	12/10	*112-121	@NUN	L	5-12	9,460	L1	Tripucka (31)	Cureton (8)	Hinson (23)
18	12/13	104-115	@IND	L	5-13	8,670	L2	Tripucka (26)	Rambis (9)	Miller (22)
19	12/14	115-106	IND	W	6-13	22,601	W1	Tripucka (40)	Rambis (13)	Tisdale/Smiths (19)
20	12/16	98-107	DAL	L	6-14	23,388	L1	Tripucka (21)	Rambis (21)	Aguirre (24)
21	12/17	91-100	@DET	L	6-15	21,454	L2	Tripucka (18)	Kempton (7)	Thomas (25)
22	12/20	115-125	@MIL	L	6-16	15,075	L3	Tripucka (21)	Reid (8)	Cummi (37)
23	12/21	100-112	MIL	L	6-17	23,010	L4	Tripucka (30)	Rambis (8)	Cummings (32)
24	12/23	103-101	CHI	W	7-17	23,388	W1	Tripucka (30)	Cureton (9)	Jordan (33)
25	12/26	95-97	HOU	L	7-18	23,388	L1	Reid (25)	Cureton (10)	Olajuwon (15)
26	12/28	98-112	@CLE	L	7-19	17,353	L2	Reid (19)	Cureton (6)	Harper (19)
27	12/30	122-111	@NYK	W	8-19	23,388	W1	Reid (23)	Rambis (16)	Ewing (25)
28	1/3	106-109	NUN	L	8-20	23,388	L1	Chapman (21)	Rambis (16)	Hinson/Carroll (22)
29	1/4	86-109	@WAS	L	8-21	4,832	L2	Rambis (16)	Rambis (14)	Catledge (21)
30	1/6	92-115	@BOS	L	8-22	14,390	L3	Tripucka (25)	Cureton (10)	Ainge (25)
31	1/7	107-104	WAS	W	9-22	23,388	W1	Tripucka (32)	Rambis (14)	King (20)
32	1/9	92-114	UTA	L	9-23	23,388	L1	Tripucka (19)	Cureton (9)	Malone (38)
33	1/11	101-106	CHI	L	9-24	23,388	L2	Chapman (25)	Rambis (14)	Jordan/Tippen (24)
34	1/12	89-106	@NYK	L	9-25	16,943	L3	Chapman (19)	Cureton (14)	Jackson (18)
35	1/15	109-116	PHI	L	9-26	23,388	L4	Tripucka (25)	Rambis (14)	Barkley (24)
36	1/16	*127-122	@PHI	W	10-26	10,116	W1	Tripucka (40)	Cureton (17)	Gminski (25)
37	1/18	106-118	@MIL	L	10-27	16,145	L1	Tripucka/Reid (20)	Cureton (7)	Cummings (26)
38	1/19	112-126	PHX	L	10-28	23,388	L2	Tripucka (27)	Rambis (16)	Chambers (31)
39	1/21	113-137	@ATL	L	10-29	16,371	L3	Reid (26)	Chapman (6)	Malone/Wilkins (21)
40	1/24	103-106	@PHX	L	10-30	11,089	L4	Chapman (23)	Rambis (14)	E. Johnson (31)
41	1/26	89-99	@UTA	W	11-30	12,444	W1	Reid/Chapman (18)	Rambis (18)	K. Malone (25)
42	1/27	97-114	@POR	L	11-31	17,505	L1	Rambis (19)	Cureton (13)	Green (24)
43	1/30	118-130	@LAL	L	11-32	12,848	L2	Tripucka (26)	Rambis (10)	Drexler (32)
44	2/1	94-107	BOS	L	11-33	23,388	L3	Holton (21)	Cureton (15)	Parish (24)
45	2/3	108-106	SEA	L	12-33	23,388	W1	Reid (28)	Rambis (13)	Ellis (27)
46	2/5	91-110	CLE	L1	12-34	23,388	L1	Rambis (16)	Rambis (8)	Harper (25)
47	2/7	93-118	@CHI	L	12-35	17,385	L2	Tripucka (27)	Rambis (10)	Jordan (32)
48	2/9	110-108	ATL	W	13-35	23,388	W1	Reid (28)	Cureton (15)	Wilkins (23)
49	2/14	117-129	NYK	L	13-36	23,388	L1	Tripucka (31)	Rambis (10)	Newman (22)
50	2/17	102-103	@MIA	L	13-37	15,008	L2	Tripucka (31)	Cureton (16)	Sunvold (20)
51	2/18	119-114	IND	W	14-37	23,388	W1	Tripucka (30)	Rambis (20)	Miller (32)
52	2/22	102-130	CHI	L	14-38	23,388	L1	Chapman (22)	Kempton/Bogues (6)	Jordan (24)
53	2/23	114-139	@NYK	L	14-39	16,130	L2	Curry (19)	Rambis/Hoppen (7)	Ewing (28)
54	2/25	124-113	SAS	W	15-39	23,388	W1	Tripucka (40)	Rambis (22)	W. Anderson (28)
55	2/28	87-112	BOS	L	15-40	23,388	L1	Tripucka (21)	Rambis (12)	Lewis (28)
56	3/2	103-114	@NUN	L	15-41	8,011	L2	Chapman (27)	Rambis (8)	Morris (31)
57	3/3	109-133	@ATL	L	15-42	16,371	L3	Tripucka (18)	Rowson (8)	Wilkins (35)
58	3/5	101-114	@WAS	L	15-43	6,861	L4	Chapman (22)	Cureton (13)	J. Malone (34)
59	3/8	99-112	DEN	L	15-44	23,388	L5	Tripucka (21)	Rambis (18)	English (31)
60	3/10	90-123	LAL	L	15-45	23,388	L6	Tripucka (17)	Rambis (8)	Scott (25)
61	3/12	105-114	SAC	L	15-46	23,388	L7	Chapman (37)	Rambis (8)	Tisdale (28)
62	3/14	102-125	@DEN	L	15-47	10,522	L8	Curry (21)	Rowson (21)	Schayes (19)
63	3/16	88-108	@SEA	L	15-48	9,665	L9	Hoppen (6)	Hoppen (6)	Ellis (32)
64	3/17	108-105	@LAC	W	16-48	10,758	W1	Chapman (24)	Rambis/ Kemp (9)	Benjamin (34)
65	3/19	117-124	@GSW	L	16-49	15,025	L1	Chapman (22)	Rambis (13)	Mullin (27)
66	3/20	117-110	@SAC	W	17-49	16,517	W1	Chapman (25)	Kempton (8)	Tisdale (34)
67	3/23	97-102	WAS	L	17-50	23,388	L1	Reid (25)	Rambis (15)	King (29)
68	3/25	101-113	DET	L	17-51	23,388	L2	Chapman (21)	Rambis (10)	Dumas (18)
69	3/27	105-121	NYK	L	17-52	23,388	L3	Chapman (24)	Rambis (14)	Ewing (45)
70	3/30	104-113	GSW	L	17-53	23,388	L4	Rambis (23)	Rambis/ Cureton (12)	Mullin (36)
71	4/1	*121-125	POR	L	17-54	23,388	L5	Tripucka (38)	Rambis (8)	Drexler (36)
72	4/4	101-121	@CHI	L	17-55	17,578	L6	Chapman (21)	Rambis (6)	Jordan (33)
73	4/7	108-118	PHI	L	17-56	23,388	L7	Curry (25)	Cureton (8)	Barkley (31)
74	4/9	102-131	@CLE	L	17-57	19,276	L8	Tripucka (26)	Rambis (7)	Price (25)
75	4/10	105-112	ATL	L	17-58	23,388	L9	Curry (18)	Rambis (11)	Malone (24)
76	4/12	104-99	@NYK	W	18-58	18,385	W1	Tripucka (25)	Rowson (6)	Ewing (30)
77	4/14	119-115	@PHI	W	19-58	14,321	W2	Tripucka (34)	Rambis (7)	Barkley (25)
78	4/15	105-115	@IND	L	19-59	11,860	L1	Chapman (21)	Hoppen (8)	Person (37)
79	4/17	*108-113	BOS	L	19-60	23,388	L2	Chapman (29)	Cureton/ Hoppen (7)	Lewis (26)
80	4/18	121-105	@NUN	W	20-60	8,991	W1	Curry (31)	Hoppen (14)	McGee (30)
81	4/21	110-117	MIL	L	20-61	23,388	L1	Curry (23)	Hoppen (7)	Krystkowiak (23)
82	4/23	110-120	@BOS	L	20-62	14,890	L2	Tripucka (28)	Hoppen/Bogues (6)	Gamble (31)

* Denotes Number of Overtime Periods

FRONT OFFICE
 BALL OPS
 PLAYERS
 16-77 REVIEW
 HISTORY
 RECORDS
 PLAYOFFS
 NBA
 MISC.

CHARLOTTE HORNETS HISTORY

YEAR-BY-YEAR COMPARISON

FRONT OFFICE	Season	Overall	Home	Road	OT	Eastern	Western	Atlantic	Central	Midwest	Pacific	
	1988-89	20-62	12-29	8-33	1-3	12-44	8-18	8-24	4-23	4-8	4-8	
1989-90	19-63	13-28	6-35	2-1	6-20	13-43	2-9	3-9	7-21	7-24		
1990-91	26-56	17-24	9-32	2-2	17-37	9-19	9-16	8-22	5-9	3-11		
1991-92	31-51	22-19	9-32	2-3	21-35	10-16	11-17	10-18	5-7	5-9		
1992-93	44-38	22-19	22-19	3-0	29-27	14-10	17-11	12-16	7-5	7-5		
1993-94	41-41	28-13	13-28	3-3	29-27	12-14	17-11	12-16	6-6	7-7		
1994-95	50-32	29-12	21-20	1-4	36-20	14-12	19-9	17-11	5-7	9-5		
1995-96	41-41	25-16	16-25	2-5	26-28	15-13	13-13	13-15	8-6	7-7		
1996-97	54-28	30-11	24-17	5-0	34-20	20-8	20-6	14-14	11-3	9-5		
1997-98	51-31	32-9	19-22	2-1	31-23	20-8	15-11	16-12	11-3	9-5		
1998-99	26-24	16-9	10-15	3-2	23-21	3-3	11-11	12-10	1-0	2-3		
1999-2000	49-33	30-11	19-22	2-2	36-18	13-15	16-10	20-8	7-7	6-8		
2000-01	46-36	28-13	18-23	3-3	37-13	9-19	17-9	20-8	4-10	5-9		
2001-02	44-38	21-20	23-18	1-2	31-23	13-15	14-12	17-11	6-8	7-7		
BBALL OPS	Season	Overall	Home	Road	OT	Eastern	Western	Atlantic	Central	Midwest	Pacific	
	2004-05	18-64	14-27	4-37	3-3	11-14	7-23	2-16	2-16	7-9	3-7	1-9
2005-06	26-56	17-24	9-32	4-4	18-34	8-22	9-9	4-14	5-11	4-6	3-7	1-9
2006-07	33-49	20-21	13-28	5-5	24-28	9-21	7-11	8-10	9-7	3-7	4-6	2-8
2007-08	32-50	21-20	11-30	2-5	19-33	13-17	6-12	6-12	7-9	1-9	8-2	4-6
2008-09	35-47	23-18	12-19	5-3	20-32	15-15	9-9	6-12	5-11	4-6	8-2	3-7
2009-10	44-38	31-10	13-28	4-3	27-25	17-13	8-10	9-9	10-6	5-5	4-6	8-2
2010-11	34-48	21-20	13-28	3-2	22-30	12-18	11-7	7-11	4-12	4-6	6-4	2-8
2011-12	7-59	4-29	3-30	0-2	5-43	2-16	3-14	1-15	1-14	0-6	1-4	1-6
2012-13	21-61	15-26	6-35	3-1	18-34	3-27	6-12	6-12	6-10	1-9	2-8	0-10
2013-14	43-39	25-16	18-23	6-3	30-22	13-17	18-11	18-13	16-6	10-4	10-6	10-3
2014-15	33-49	19-22	14-27	3-3	25-27	8-22	10-8	7-11	8-8	5-5	2-8	1-9
2015-16	48-34	30-11	18-23	5-0	33-19	15-15	13-5	12-6	8-8	4-6	5-5	6-4
2016-17	36-46	22-19	14-27	0-6	22-30	14-16	7-11	5-13	10-6	7-3	4-6	3-7

RECORDS BY MONTH

HISTORY	Season	October	November	December	January	February	March	April	May
	1988-89			3-10	5-9	3-13	4-8	2-13	3-9
1989-90			3-11	3-9	2-13	1-11	6-12	4-7	
1990-91			8-7	1-11	4-11	4-9	5-12	4-6	
1991-92			4-13	4-10	4-9	9-4	8-6	2-9	
1992-93			7-6	7-7	6-7	8-5	7-10	9-3	
1993-94			8-5	8-7	6-8	1-10	8-7	10-4	
1994-95			7-6	9-6	11-4	8-5	7-7	8-4	
1995-96			7-8	7-8	7-5	7-6	8-8	5-6	
1996-97			8-6	8-7	10-6	10-3	9-4	9-2	
1997-98		0-1	9-4	9-6	9-7	7-5	12-3	5-5	
1998-99			N/A	N/A	N/A	2-9	10-8	12-6	2-1
1999-2000			8-6	10-5	6-7	7-7	9-6	9-2	
2000-01		1-0	9-6	10-5	5-10	7-5	8-6	6-4	
2001-02		1-0	6-8	6-9	8-6	7-6	10-5	6-4	
2004-05			3-10	4-9	2-13	2-10	4-13	3-9	
2005-06			5-11	5-9	1-15	4-8	5-10	6-3	
2006-07			4-11	5-10	8-7	5-8	6-9	5-4	
2007-08			6-8	5-10	7-10	1-11	9-7	4-4	
2008-09		0-1	5-10	6-10	8-7	6-7	9-5	1-7	
2009-10		1-2	6-7	5-9	12-4	4-7	11-6	5-3	
2010-11		0-3	6-8	5-9	9-7	6-6	6-9	2-6	
2011-12			N/A	1-2	2-17	1-10	3-14	0-16	
2012-13			7-8	1-15	3-11	2-10	4-12	4-5	
2013-14		0-1	8-8	6-9	7-9	6-4	9-7	7-1	
2014-15		1-0	3-14	6-9	10-4	3-6	8-9	2-7	
2015-16		0-2	10-5	7-7	6-11	7-3	13-3	5-3	
2016-17		2-1	8-7	9-7	4-11	3-8	9-7	1-5	
Totals		6-11	158-203	153-214	160-232	132-191	205-218	137-144	2-1

HISTORY

ALL-TIME ROSTER Note: Players are listed based on appearing in at least one regular or postseason game

MICHAEL ADAMS		#23	POS: GUARD	HGT: 5-10	WGT: 162	BORN: 1-19-63	FROM: BOSTON COLLEGE																
Acquired: From Washington on August 2, 1994 in exchange for second round draft picks in 1996 and 1997																							
Departed: Became an unrestricted free agent after the 1995-96 season																							
YR	G	GS	MIN	FG	FGA	PCT	3FG	3FGA	PCT	FT	FTA	PCT	OFF	DEF	TOT	AST	PF	DQ	STL	TO	BLK	PTS	AVG
94-95	29	0	443	67	148	.453	29	81	.358	25	30	.833	6	23	29	95	41	0	23	26	1	188	6.5
95-96	21	3	329	37	83	.446	14	41	.341	26	35	.743	5	17	22	67	25	0	21	25	4	114	5.4
Totals	50	3	772	104	231	.450	43	122	.352	51	65	.785	11	40	51	162	66	0	44	51	5	302	6.0

RAFAEL ADDISON		#7	POS: FORWARD	HGT: 6-7	WGT: 215	BORN: 7-22-64	FROM: SYRACUSE																
Acquired: Signed on September 27, 1995																							
Departed: Became an unrestricted free agent after the 1997-98 season																							
YR	G	GS	MIN	FG	FGA	PCT	3FG	3FGA	PCT	FT	FTA	PCT	OFF	DEF	TOT	AST	PF	DQ	STL	TO	BLK	PTS	AVG
95-96	53	0	516	77	165	.467	0	9	.000	17	22	.773	25	65	90	30	74	0	9	27	9	171	3.2
96-97	41	3	355	49	122	.402	8	20	.400	22	28	.786	19	26	45	34	52	0	8	17	3	128	3.1
Totals	94	3	871	126	287	.439	8	29	.276	39	50	.780	44	91	135	64	126	0	17	44	12	299	3.2

JEFF ADRIEN		#4	POS: FORWARD	HGT: 6-7	WGT: 245	BORN: 2-10-86	FROM: CONNECTICUT																
Acquired: Signed on December 9, 2012																							
Departed: Traded to Milwaukee with Ramon Sessions in exchange for Gary Neal and Luke Ridnour on February 20, 2014																							
YR	G	GS	MIN	FG	FGA	PCT	3FG	3FGA	PCT	FT	FTA	PCT	OFF	DEF	TOT	AST	PF	DQ	STL	TO	BLK	PTS	AVG
12-13	52	5	713	72	168	.429	0	2	.000	65	100	.650	68	128	196	36	80	0	18	32	27	209	4.0
13-14	25	0	256	22	40	.550	0	0	.000	13	25	.520	33	55	88	7	35	0	7	8	15	57	2.3
Totals	77	5	969	94	208	.452	0	2	.000	78	125	.624	101	183	284	43	115	0	25	40	42	266	3.5

ALEXIS AJINCA		#21	POS: CENTER	HGT: 7-1	WGT: 262	BORN: 5-6-88	FROM: FRANCE																
Acquired: Selected with the 20th overall pick in the 2008 NBA Draft																							
Departed: Traded to Dallas with Tyson Chandler in exchange for Matt Carroll, Erick Dampier and Eduardo Najera on July 13, 2010																							
YR	G	GS	MIN	FG	FGA	PCT	3FG	3FGA	PCT	FT	FTA	PCT	OFF	DEF	TOT	AST	PF	DQ	STL	TO	BLK	PTS	AVG
08-09	31	4	182	25	69	.362	0	2	.000	20	28	.714	9	21	30	3	34	0	7	12	6	70	2.3
09-10	6	0	30	5	10	.500	0	0	---	0	1	.000	1	3	4	0	5	0	1	2	1	10	1.7
Totals	37	4	212	30	79	.380	0	2	.000	20	29	.690	10	24	34	3	39	0	8	14	7	80	2.2

CORY ALEXANDER		#12	POS: GUARD	HGT: 6-1	WGT: 185	BORN: 6-22-73	FROM: VIRGINIA																
Acquired: Signed on February 28, 2005																							
Departed: Became an unrestricted free agent after the 2004-05 season																							
YR	G	GS	MIN	FG	FGA	PCT	3FG	3FGA	PCT	FT	FTA	PCT	OFF	DEF	TOT	AST	PF	DQ	STL	TO	BLK	PTS	AVG
04-05	16	1	201	16	49	.327	8	19	.421	9	12	.750	8	21	29	37	29	0	9	19	1	49	3.1

MALIK ALLEN		#35	POS: FORWARD	HGT: 6-10	WGT: 250	BORN: 6-27-78	FROM: VILLANOVA																
Acquired: From Miami on February 24, 2005, in exchange for Steve Smith																							
Departed: Became an unrestricted free agent after the 2004-05 season																							
YR	G	GS	MIN	FG	FGA	PCT	3FG	3FGA	PCT	FT	FTA	PCT	OFF	DEF	TOT	AST	PF	DQ	STL	TO	BLK	PTS	AVG
04-05	22	1	271	49	101	.485	0	0	---	13	14	.929	16	31	47	7	24	0	5	7	11	111	5.0

ALAN ANDERSON		#15	POS: GUARD/FORWARD	HGT: 6-6	WGT: 220	BORN: 10-16-82	FROM: MICHIGAN STATE																
Acquired: Signed on August 9, 2005																							
Departed: Became an unrestricted free agent after the 2006-07 season																							
YR	G	GS	MIN	FG	FGA	PCT	3FG	3FGA	PCT	FT	FTA	PCT	OFF	DEF	TOT	AST	PF	DQ	STL	TO	BLK	PTS	AVG
05-06	36	7	564	75	181	.414	24	58	.414	33	41	.805	23	47	70	32	48	0	11	32	4	207	5.8
06-07	17	0	256	37	81	.457	5	20	.250	19	23	.826	11	21	32	21	33	0	7	22	0	98	5.8
Totals	53	7	820	112	262	.427	29	78	.371	52	64	.821	34	68	102	53	81	0	18	54	4	305	5.7

DEREK ANDERSON		#23/#1	POS: GUARD	HGT: 6-5	WGT: 195	BORN: 7-18-74	FROM: KENTUCKY																
Acquired: Signed on November 28, 2006																							
Departed: Became an unrestricted free agent after the 2007-08 season																							
YR	G	GS	MIN	FG	FGA	PCT	3FG	3FGA	PCT	FT	FTA	PCT	OFF	DEF	TOT	AST	PF	DQ	STL	TO	BLK	PTS	AVG
06-07	50	32	1190	126	294	.429	54	152	.355	93	106	.877	29	84	113	133	115	1	52	56	7	399	8.0
07-08	28	0	396	47	125	.376	19	52	.365	28	38	.737	9	43	52	44	49	0	12	25	1	141	5.0
Totals	78	32	1586	173	419	.413	73	204	.358	121	144	.840	38	126	165	177	164	1	64	81	8	540	6.9

FRONT OFFICE

BALL OPS

PLAYERS

16:77 REVIEW

HISTORY

RECORDS

PLAYOFFS

NBA

MISC.

CHARLOTTE HORNETS HISTORY

ALL-TIME ROSTER Note: Players are listed based on appearing in at least one regular or postseason game

FRONT OFFICE

KENNY ANDERSON	#12	POS: GUARD	HGT: 6-1	WGT: 168	BORN: 10-9-70	FROM: GEORGIA TECH																	
Acquired: From New Jersey with Gerald Glass on January 19, 1996, in exchange for Kendall Gill and Khalid Reeves																							
Departed: Became an unrestricted free agent after the 1995-96 season																							
YR	G	GS	MIN	FG	FGA	PCT	3FG	3FGA	PCT	FT	FTA	PCT	OFF	DEF	TOT	AST	PF	DQ	STL	TO	BLK	PTS	AVG
95-96	38	36	1302	206	454	.454	56	157	.357	109	150	.727	26	76	102	328	105	1	59	88	6	577	15.2

BBALL OPS

RICHARD ANDERSON	#35	POS: FORWARD	HGT: 6-10	WGT: 240	BORN: 11-19-60	FROM: CAL-SANTA BARBARA																	
Acquired: From Portland on October 17, 1989, in exchange for Robert Reid																							
Departed: Waived on October 30, 1990																							
YR	G	GS	MIN	FG	FGA	PCT	3FG	3FGA	PCT	FT	FTA	PCT	OFF	DEF	TOT	AST	PF	DQ	STL	TO	BLK	PTS	AVG
89-90	54	2	604	88	211	.417	37	100	.370	18	23	.783	33	94	127	55	64	0	20	26	9	231	4.3

PLAYERS

MICHAEL ANSLEY	#54	POS: FORWARD	HGT: 6-7	WGT: 225	BORN: 2-8-67	FROM: ALABAMA																	
Acquired: Signed to a 10-day contract on January 10, 1992																							
Departed: Became an unrestricted free agent on January 20, 1992																							
YR	G	GS	MIN	FG	FGA	PCT	3FG	3FGA	PCT	FT	FTA	PCT	OFF	DEF	TOT	AST	PF	DQ	STL	TO	BLK	PTS	AVG
91-92	2	0	13	3	7	.429	0	0	---	0	0	---	0	2	2	0	1	0	0	0	0	6	3.0

16-17 REVIEW

B.J. ARMSTRONG	#10	POS: GUARD	HGT: 6-2	WGT: 175	BORN: 9-9-67	FROM: IOWA																	
Acquired: From Golden State on November 7, 1997, in exchange for Muggsy Bogues and Tony Delk																							
Departed: Traded to L.A. Lakers with Glen Rice and J.R. Reid on March 10, 1999, in exchange for Eddie Jones and Elden Campbell																							
YR	G	GS	MIN	FG	FGA	PCT	3FG	3FGA	PCT	FT	FTA	PCT	OFF	DEF	TOT	AST	PF	DQ	STL	TO	BLK	PTS	AVG
97-98	62	0	772	99	194	.510	9	34	.265	37	43	.860	12	57	69	144	68	0	25	35	0	244	3.9
98-99	10	1	178	21	43	.488	6	8	.750	9	10	.900	1	15	16	27	16	0	3	10	0	57	5.7
Totals	72	1	950	120	237	.506	15	42	.357	46	53	.868	13	72	85	171	84	0	28	45	0	301	4.2

HISTORY

STACEY AUGMON	#2	POS: FORWARD	HGT: 6-6	WGT: 205	BORN: 8-1-68	FROM: UNLV																	
Acquired: Signed on July 25, 2001																							
Departed: A member of the final Charlotte Hornets team of the classic era																							
YR	G	GS	MIN	FG	FGA	PCT	3FG	3FGA	PCT	FT	FTA	PCT	OFF	DEF	TOT	AST	PF	DQ	STL	TO	BLK	PTS	AVG
01-02	77	3	1319	141	329	.427	0	3	.000	77	101	.762	59	166	225	103	115	0	56	54	12	357	4.6

RECORDS

D.J. AUGUSTIN	#14	POS: GUARD	HGT: 6-0	WGT: 180	BORN: 11-10-87	FROM: TEXAS																	
Acquired: Selected with the ninth overall pick in the 2008 NBA Draft																							
Departed: Became an unrestricted free agent after the 2011-12 season																							
YR	G	GS	MIN	FG	FGA	PCT	3FG	3FGA	PCT	FT	FTA	PCT	OFF	DEF	TOT	AST	PF	DQ	STL	TO	BLK	PTS	AVG
08-09	71	12	1908	267	621	.430	108	246	.439	208	233	.893	17	116	133	250	140	1	42	119	2	850	11.8
09-10	80	2	1472	168	435	.386	70	178	.393	102	131	.779	11	86	97	193	127	0	45	74	5	508	6.4
10-11	82	82	2757	399	958	.416	111	333	.333	269	297	.906	38	187	225	498	152	0	54	155	3	1178	14.4
11-12	48	46	1408	183	487	.376	61	179	.341	105	120	.875	24	85	109	307	65	0	36	110	1	532	11.1
Totals	281	142	7545	1017	2501	.407	350	936	.374	684	781	.876	90	474	564	1248	484	1	177	458	11	3068	10.9

PLAYOFFS

NICOLAS BATUM	#5	POS: GUARD/FORWARD	HGT: 6-8	WGT: 200	BORN: 12-14-88	FROM: FRANCE																	
Acquired: From Portland on June 24, 2015 in exchange for Gerald Henderson and Noah Vonleh																							
YR	G	GS	MIN	FG	FGA	PCT	3FG	3FGA	PCT	FT	FTA	PCT	OFF	DEF	TOT	AST	PF	DQ	STL	TO	BLK	PTS	AVG
15-16	70	70	2448	372	873	.426	139	399	.348	163	192	.849	55	373	428	403	114	0	65	205	43	1046	14.9
16-17	77	77	2617	393	975	.403	135	405	.333	243	284	.856	46	435	481	456	109	0	86	194	29	1164	15.1
Totals	147	147	5065	765	1848	.414	274	804	.341	406	476	.853	101	808	909	859	223	0	151	399	72	2210	15.0

NBA

LONNY BAXTER	#35	POS: FORWARD	HGT: 6-8	WGT: 261	BORN: 7-27-79	FROM: MARYLAND																	
Acquired: From Houston on February 9, 2006, for Keith Bogans																							
Departed: Became an unrestricted free agent after the 2005-06 season																							
YR	G	GS	MIN	FG	FGA	PCT	3FG	3FGA	PCT	FT	FTA	PCT	OFF	DEF	TOT	AST	PF	DQ	STL	TO	BLK	PTS	AVG
05-06	18	0	113	12	32	.375	0	0	---	12	16	.750	7	26	33	2	8	0	2	7	1	36	2.0

MISC.

HISTORY

ALL-TIME ROSTER Note: Players are listed based on appearing in at least one regular or postseason game

COREY BECK		#14/#15	POS: GUARD	HGT: 6-2	WGT: 290	BORN: 5-27-91	FROM: ARKANSAS																
Acquired: Signed on December 23, 1995																							
Departed: Waived on January 5, 1996																							
Acquired: Signed on October 22, 1997																							
Departed: Became an unrestricted free agent after the 1997-98 season																							
Acquired: Signed on March 17, 1999																							
Departed: Became an unrestricted free agent after the 1998-99 season																							
YR	G	GS	MIN	FG	FGA	PCT	3FG	3FGA	PCT	FT	FTA	PCT	OFF	DEF	TOT	AST	PF	DQ	STL	TO	BLK	PTS	AVG
95-96	5	0	33	2	8	.250	0	0	---	1	2	.500	3	4	7	5	8	0	1	4	0	5	1.0
97-98	59	14	738	73	159	.459	2	4	.500	43	59	.729	27	63	90	98	100	0	33	70	7	191	3.2
98-99	16	0	150	14	31	.452	1	1	1.000	6	13	.462	3	20	23	20	21	0	7	11	2	35	2.2
Totals	80	14	921	89	198	.449	3	5	.600	50	74	.676	33	87	120	123	129	0	41	85	9	231	2.9

RAJA BELL		#19	POS: GUARD	HGT: 6-5	WGT: 215	BORN: 9-19-76	FROM: FLORIDA INTERNATIONAL																
Acquired: From Phoenix with Boris Diaw and Sean Singletary on December 10, 2008, for Jared Dudley and Jason Richardson																							
Departed: Traded to Golden State with Vladimir Radmanovic in exchange for Stephen Jackson and Acie Law on November 16, 2009																							
YR	G	GS	MIN	FG	FGA	PCT	3FG	3FGA	PCT	FT	FTA	PCT	OFF	DEF	TOT	AST	PF	DQ	STL	TO	BLK	PTS	AVG
08-09	45	44	1603	223	507	.440	70	177	.395	71	81	.877	33	146	179	113	109	0	37	68	6	587	13.0
09-10	5	5	157	24	55	.436	9	24	.375	3	3	1.000	5	16	21	10	13	0	4	5	2	60	12.0
Totals	50	49	1760	247	562	.440	79	201	.393	74	84	.881	38	162	200	123	122	0	41	73	8	647	12.9

MARGO BELINELLI		#21	POS: GUARD/FORWARD	HGT: 6-5	WGT: 210	BORN: 3-25-86	FROM: ITALY																
Acquired: Acquired in exchange for the draft rights to Malachi Richardson (No. 22 overall pick in 2016 Draft) on July 7, 2016																							
Departed: Traded to Atlanta with Miles Plumlee in exchange for Dwight Howard on June 20, 2017																							
YR	G	GS	MIN	FG	FGA	PCT	3FG	3FGA	PCT	FT	FTA	PCT	OFF	DEF	TOT	AST	PF	DQ	STL	TO	BLK	PTS	AVG
16-17	74	0	1778	264	615	.429	102	283	.360	150	168	.893	14	146	178	147	90	0	44	70	9	780	10.5

TONY BENNETT		#25	POS: GUARD	HGT: 6-0	WGT: 275	BORN: 6-1-69	FROM: WISCONSIN-GREEN BAY																
Acquired: Selected with the 35th pick in the 1992 NBA Draft																							
Departed: Became an unrestricted free agent after the 1994-95 season																							
YR	G	GS	MIN	FG	FGA	PCT	3FG	3FGA	PCT	FT	FTA	PCT	OFF	DEF	TOT	AST	PF	DQ	STL	TO	BLK	PTS	AVG
92-93	75	2	857	110	260	.423	26	80	.325	30	41	.732	12	51	63	136	110	0	30	50	0	276	3.7
93-94	74	5	983	105	263	.399	27	75	.360	11	15	.733	16	74	90	163	84	0	39	40	1	248	3.4
94-95	3	0	46	6	13	.462	2	9	.222	0	0	---	0	2	2	4	6	0	0	3	0	14	4.7
Totals	152	7	1886	221	536	.412	55	164	.335	41	56	.732	28	127	155	303	200	0	69	93	1	538	3.5

BISMACK BIYOMBO		#0	POS: FORWARD/CENTER	HGT: 6-9	WGT: 245	BORN: 5-12-80	FROM: DEMOCRATIC REPUBLIC OF CONGO																
Acquired: 2012 draft rights (seventh overall pick) on June 23, 2011, from Sacramento in a three-team trade in which Charlotte also acquired Corey Maggette from Milwaukee and sent Stephen Jackson, Shaun Livingston and the draft rights to Tobias Harris (19th overall pick) to Milwaukee																							
Departed: Became an unrestricted free agent after the 2014-15 season																							
YR	G	GS	MIN	FG	FGA	PCT	3FG	3FGA	PCT	FT	FTA	PCT	OFF	DEF	TOT	AST	PF	DQ	STL	TO	BLK	PTS	AVG
11-12	63	41	1455	129	278	.464	0	0	---	69	143	.483	113	255	368	27	145	1	20	71	115	327	5.2
12-13	80	65	2186	156	346	.451	0	0	---	74	142	.521	194	388	582	35	195	1	28	82	143	386	4.8
13-14	77	9	1072	88	144	.611	0	0	---	46	89	.517	105	261	366	8	124	1	7	40	86	222	2.9
14-15	64	21	1243	101	186	.543	0	0	---	102	175	.583	159	248	407	16	140	X	18	52	99	304	4.8
Totals	284	136	5956	474	954	.497	0	0	---	291	549	.530	571	1152	1723	86	604	3	73	245	443	1239	4.4

JAMES BLACKWELL		#7	POS: GUARD	HGT: 6-0	WGT: 190	BORN: 2-25-68	FROM: DARTMOUTH																
Acquired: Signed on November 30, 1994																							
Departed: Waived on December 17, 1994																							
YR	G	GS	MIN	FG	FGA	PCT	3FG	3FGA	PCT	FT	FTA	PCT	OFF	DEF	TOT	AST	PF	DQ	STL	TO	BLK	PTS	AVG
94-95	4	0	19	2	3	.667	0	0	---	0	0	---	0	3	3	5	1	0	1	2	0	4	1.0

KEITH BOGANS		#10	POS: GUARD/FOWARD	HGT: 6-5	WGT: 215	BORN: 5-12-80	FROM: KENTUCKY																
Acquired: From Orlando on November 1, 2004, for Brandon Hunter																							
Departed: Traded to Houston for Lonny Baxter on February 9, 2006																							
YR	G	GS	MIN	FG	FGA	PCT	3FG	3FGA	PCT	FT	FTA	PCT	OFF	DEF	TOT	AST	PF	DQ	STL	TO	BLK	PTS	AVG
04-05	74	42	1791	262	688	.381	57	173	.329	133	183	.727	76	150	226	135	167	1	68	122	8	714	9.6
05-06	39	9	848	114	288	.396	33	98	.337	80	105	.762	29	77	106	45	78	0	39	41	3	341	8.7
Totals	113	51	2639	376	976	.385	90	271	.332	213	288	.739	105	227	332	180	245	1	107	163	11	1055	9.3

FRONT OFFICE

BALL OPS

PLAYERS

16-T REVIEW

HISTORY

RECORDS

PLAYOFFS

NBA

MISC.

HISTORY

ALL-TIME ROSTER Note: Players are listed based on appearing in at least one regular or postseason game

KWAME BROWN #54 POS: CENTER HGT: 6-11 WGT: 270 BORN: 3-10-82 FROM: GLYNN ACADEMY HS (GA)

Acquired: Signed on August 24, 2010

Departed: Became an unrestricted free agent after the 2010-11 season

YR	G	GS	MIN	FG	FGA	PCT	3FG	3FGA	PCT	FT	FTA	PCT	OFF	DEF	TOT	AST	PF	DQ	STL	TO	BLK	PTS	AVG
10-11	66	50	1714	194	375	.517	0	0	---	136	231	.589	147	303	450	43	174	0	26	69	39	524	7.9

P.J. BROWN #42 POS: FORWARD HGT: 6-11 WGT: 225 BORN: 10-14-69 FROM: LOUISIANA TECH

Acquired: From Miami with Jamal Mashburn, Otis Thorpe, Rodney Buford and Tim James on August 1, 2000, in exchange for Eddie Jones, Anthony Mason, Ricky Davis and Dale Ellis

Departed: A member of the final Charlotte Hornets team of the classic era

YR	G	GS	MIN	FG	FGA	PCT	3FG	3FGA	PCT	FT	FTA	PCT	OFF	DEF	TOT	AST	PF	DQ	STL	TO	BLK	PTS	AVG
00-01	80	79	2811	249	561	.444	0	4	.000	178	209	.852	257	485	742	127	260	6	78	108	92	676	8.4
01-02	80	80	2563	250	527	.474	0	0	---	169	197	.858	273	513	786	107	222	1	59	85	78	669	8.4
Totals	160	159	5374	499	1088	.459	0	4	.000	347	406	.855	530	998	1528	234	482	7	137	193	170	1345	8.4

SHANNON BROWN #12 POS: GUARD HGT: 6-4 WGT: 211 BORN: 11-29-85 FROM: MICHIGAN STATE

Acquired: Signed on August 6, 2008

Departed: Traded to L.A. Lakers with Adam Morrison in exchange for Vladimir Radmanovic on February 7, 2009

YR	G	GS	MIN	FG	FGA	PCT	3FG	3FGA	PCT	FT	FTA	PCT	OFF	DEF	TOT	AST	PF	DQ	STL	TO	BLK	PTS	AVG
08-09	30	0	341	56	123	.455	8	28	.286	24	30	.800	8	16	24	28	33	0	18	29	5	144	4.8

MATT BULLARD #50 POS: FORWARD HGT: 6-10 WGT: 215 BORN: 6-5-67 FROM: IOWA

Acquired: Signed on August 13, 2001

Departed: A member of the final Charlotte Hornets team of the classic era

YR	G	GS	MIN	FG	FGA	PCT	3FG	3FGA	PCT	FT	FTA	PCT	OFF	DEF	TOT	AST	PF	DQ	STL	TO	BLK	PTS	AVG
01-02	31	0	350	39	115	.339	16	57	.281	11	12	.917	10	37	47	16	29	0	2	12	2	105	3.4

KEVIN BURLESON #12 POS: GUARD HGT: 6-3 WGT: 205 BORN: 9-4-79 FROM: MINNESOTA

Acquired: Signed on August 31, 2005

Departed: Became an unrestricted after the 2005-06 season

YR	G	GS	MIN	FG	FGA	PCT	3FG	3FGA	PCT	FT	FTA	PCT	OFF	DEF	TOT	AST	PF	DQ	STL	TO	BLK	PTS	AVG
05-06	39	1	240	22	88	.250	10	24	.185	16	17	.941	4	22	26	48	63	2	26	25	2	70	1.8

SCOTT BURRELL #24/#2 POS: FORWARD HGT: 6-7 WGT: 218 BORN: 1-12-71 FROM: CONNECTICUT

Acquired: Selected with the 20th overall pick in the 1993 NBA Draft

Departed: Traded to Golden State on February 20, 1997, in exchange for Donald Royal

Acquired: Signed on April 10, 2001

Departed: Became an unrestricted free agent after the 2000-01 season

YR	G	GS	MIN	FG	FGA	PCT	3FG	3FGA	PCT	FT	FTA	PCT	OFF	DEF	TOT	AST	PF	DQ	STL	TO	BLK	PTS	AVG
93-94	51	16	767	98	234	.419	2	6	.333	46	70	.657	46	86	132	62	88	0	37	45	16	244	4.8
94-95	65	62	2014	277	593	.467	96	235	.409	100	144	.694	96	272	368	161	187	1	75	85	40	750	11.5
95-96	20	20	693	92	206	.447	37	98	.378	42	56	.750	26	72	98	47	76	2	27	43	13	263	13.2
96-97	28	2	482	45	131	.344	19	55	.345	42	53	.792	24	55	79	39	60	0	14	25	11	151	5.4
00-01	4	0	41	7	15	.467	2	6	.333	1	4	.250	1	2	3	1	8	0	3	0	0	17	4.3
Totals	168	100	3997	519	1179	.440	156	400	.390	231	327	.706	193	487	680	310	419	3	156	198	80	1425	8.5

WILLIE BURTON #9 POS: FORWARD HGT: 6-8 WGT: 210 BORN: 5-26-68 FROM: MINNESOTA

Acquired: Signed on February 28, 1999

Departed: Waived on March 8, 1999

YR	G	GS	MIN	FG	FGA	PCT	3FG	3FGA	PCT	FT	FTA	PCT	OFF	DEF	TOT	AST	PF	DQ	STL	TO	BLK	PTS	AVG
98-99	3	0	18	1	7	.143	0	1	.000	2	4	.500	4	2	6	0	2	0	0	1	0	4	1.3

ELDEN CAMPBELL #5/#41 POS: CENTER HGT: 7-0 WGT: 215 BORN: 7-23-68 FROM: GLEMSON

Acquired: From L.A. Lakers with Eddie Jones on March 10, 1999, in exchange for Glen Rice, B.J. Armstrong and J.R. Reid

Departed: A member of the final Charlotte Hornets team of the classic era

YR	G	GS	MIN	FG	FGA	PCT	3FG	3FGA	PCT	FT	FTA	PCT	OFF	DEF	TOT	AST	PF	DQ	STL	TO	BLK	PTS	AVG
98-99	32	32	1134	178	364	.489	0	1	.000	134	207	.647	88	213	301	61	108	1	38	58	57	490	15.3
99-00	78	77	2538	370	829	.446	0	6	.000	247	358	.690	168	422	590	129	269	6	56	127	150	987	12.7
00-01	78	78	2337	367	834	.440	0	6	.000	288	406	.709	157	451	608	104	280	1	60	144	140	1022	13.1
01-02	77	75	2156	384	794	.484	0	2	.000	306	384	.797	133	397	530	102	264	4	60	138	137	1074	13.9
Totals	265	262	8165	1299	2821	.460	0	15	.000	975	1355	.720	546	1483	2029	396	921	12	214	467	484	3573	13.5

FRONT OFFICE

BALL OPS

PLAYERS

IS-T REVIEW

HISTORY

RECORDS

PLAYOFFS

NBA

MISC.

HISTORY

ALL-TIME ROSTER Note: Players are listed based on appearing in at least one regular or postseason game

DALE ELLIS		#2	POS: FORWARD	HGT: 6-7	WGT: 205	BORN: 8-6-60	FROM: TENNESSEE																
Acquired: From Milwaukee in exchange for second-round draft picks in 2000 and 2002																							
Departed: Traded to Miami with Eddie Jones, Anthony Mason and Ricky Davis on August 1, 2000, in exchange for Jamal Mashburn, P.J. Brown, Otis Thorpe and Rodney Buford																							
YR	G	GS	MIN	FG	FGA	PCT	3FG	3FGA	PCT	FT	FTA	PCT	OFF	DEF	TOT	AST	PF	DQ	STL	TO	BLK	PTS	AVG
99-00	24	5	240	19	58	.328	14	35	.400	3	4	.750	6	16	22	8	22	0	7	13	0	55	2.3

LERON ELLIS		#43	POS: CENTER	HGT: 6-10	WGT: 225	BORN: 4-28-69	FROM: SYRACUSE																
Acquired: Signed on September 23, 1993																							
Departed: Traded to Miami with Alonzo Mourning and Pete Myers on November 3, 1995, in exchange for Glen Rice, Khalid Reeves, Matt Geiger and a 1996 first-round draft pick																							
YR	G	GS	MIN	FG	FGA	PCT	3FG	3FGA	PCT	FT	FTA	PCT	OFF	DEF	TOT	AST	PF	DQ	STL	TO	BLK	PTS	AVG
93-94	50	1	680	88	182	.484	0	0	---	45	68	.662	70	118	188	24	83	1	17	21	25	221	4.4

MELVIN ELY		#2	POS: FORWARD/CENTER	HGT: 6-10	WGT: 255	BORN: 5-2-78	FROM: FRESNO STATE																
Acquired: From L.A. Clippers with Eddie House on July 14, 2004, for 2005 and 2006 second round draft picks																							
Departed: Traded to San Antonio for Eric Williams on February 13, 2007																							
YR	G	GS	MIN	FG	FGA	PCT	3FG	3FGA	PCT	FT	FTA	PCT	OFF	DEF	TOT	AST	PF	DQ	STL	TO	BLK	PTS	AVG
04-05	79	17	1649	227	526	.432	0	0	---	122	212	.575	142	184	326	76	199	1	32	115	69	576	7.3
05-06	57	22	1348	216	425	.508	0	2	.000	128	192	.667	94	183	277	76	160	1	29	100	44	560	9.8
06-07	24	0	244	23	60	.383	0	0	---	24	35	.686	12	27	39	14	39	0	2	23	6	70	2.9
Totals	160	39	3241	466	1011	.460	0	2	.000	274	439	.624	248	394	642	166	398	2	63	238	119	1206	7.5

TONY FARMER		#8	POS: FORWARD	HGT: 6-9	WGT: 244	BORN: 1-3-70	FROM: NEBRASKA																
Acquired: Signed on September 10, 1997																							
Departed: Waived on March 24, 1998																							
YR	G	GS	MIN	FG	FGA	PCT	3FG	3FGA	PCT	FT	FTA	PCT	OFF	DEF	TOT	AST	PF	DQ	STL	TO	BLK	PTS	AVG
97-98	27	2	169	17	53	.321	2	9	.222	31	39	.795	16	16	32	5	23	0	10	9	4	67	2.5

JAMIE FEICK		#50	POS: FORWARD	HGT: 6-9	WGT: 255	BORN: 7-3-74	FROM: MICHIGAN STATE																
Acquired: Signed to two consecutive 10-day contracts on January 3, 1997																							
Departed: Became an unrestricted free agent on January 27, 1997																							
YR	G	GS	MIN	FG	FGA	PCT	3FG	3FGA	PCT	FT	FTA	PCT	OFF	DEF	TOT	AST	PF	DQ	STL	TO	BLK	PTS	AVG
96-97	3	0	10	2	4	.500	1	1	1.000	0	2	.000	1	2	3	0	3	0	0	0	1	5	1.7

RAYMOND FELTON		#20	POS: GUARD	HGT: 6-1	WGT: 198	BORN: 6-26-84	FROM: NORTH CAROLINA																
Acquired: Selected with the fifth overall pick in the 2005 NBA Draft																							
Departed: Became an unrestricted free agent after the 2009-10 season																							
YR	G	GS	MIN	FG	FGA	PCT	3FG	3FGA	PCT	FT	FTA	PCT	OFF	DEF	TOT	AST	PF	DQ	STL	TO	BLK	PTS	AVG
05-06	80	54	2406	345	883	.391	97	271	.358	161	222	.725	77	188	265	446	181	0	102	182	8	948	11.9
06-07	78	75	2832	393	1024	.384	103	312	.330	204	256	.797	51	216	267	545	180	1	118	230	10	1093	14.0
07-08	79	79	2972	412	997	.413	56	200	.280	260	325	.800	37	199	236	583	184	0	96	213	12	1140	14.4
08-09	82	81	3086	442	1083	.408	59	207	.285	219	272	.805	54	256	310	553	191	1	136	228	30	1162	14.2
09-10	80	80	2643	388	846	.459	60	156	.385	132	173	.763	53	235	288	446	172	1	123	168	22	968	12.1
Totals	399	369	13939	1980	4833	.410	375	1146	.327	976	1248	.782	272	1094	1366	2573	908	3	575	1021	82	5311	13.3

ANTHONY FREDERICK		#24	POS: FORWARD	HGT: 6-7	WGT: 205	BORN: 12-7-64	FROM: PEPPERDINE																
Acquired: Signed on October 1, 1991																							
Departed: Became an unrestricted free agent after the 1991-92 season																							
YR	G	GS	MIN	FG	FGA	PCT	3FG	3FGA	PCT	FT	FTA	PCT	OFF	DEF	TOT	AST	PF	DQ	STL	TO	BLK	PTS	AVG
91-92	66	26	852	161	370	.435	4	17	.235	63	92	.685	75	69	144	71	91	0	40	58	26	389	5.9

TODD FULLER		#52	POS: CENTER	HGT: 7-0	WGT: 255	BORN: 7-25-74	FROM: NORTH CAROLINA STATE																
Acquired: Signed on August 18, 1999																							
Departed: Became an unrestricted free agent after the 1999-00 season																							
YR	G	GS	MIN	FG	FGA	PCT	3FG	3FGA	PCT	FT	FTA	PCT	OFF	DEF	TOT	AST	PF	DQ	STL	TO	BLK	PTS	AVG
99-00	41	2	399	51	122	.418	0	0	---	32	53	.604	36	74	110	5	46	0	9	27	8	134	3.3

FRONT OFFICE

BALL OPS

PLAYERS

16:77 REVIEW

HISTORY

RECORDS

PLAYOFFS

NBA

MISC.

HISTORY

ALL-TIME ROSTER Note: Players are listed based on appearing in at least one regular or postseason game

BEN GORDON		#8	POS: GUARD	HGT: 6-3	WGT: 200	BORN: 4-4-83	FROM: CONNECTICUT																
Acquired: From Detroit with a future first-round draft pick on June 26, 2012, for Corey Maggette																							
Departed: Waived on March 2, 2014																							
YR	G	GS	MIN	FG	FGA	PCT	3FG	3FGA	PCT	FT	FTA	PCT	OFF	DEF	TOT	AST	PF	DQ	STL	TO	BLK	PTS	AVG
12-13	75	0	1560	310	760	.408	113	292	.387	107	127	.843	18	112	130	141	134	2	35	136	16	840	11.2
13-14	19	0	279	37	108	.343	8	29	.276	17	22	.810	3	24	27	21	18	0	10	21	2	99	5.2
Totals	94	0	1839	347	868	.400	121	321	.377	124	148	.838	21	136	157	162	152	2	45	157	18	939	10.0

STEPHEN GRAHAM		#23	POS: FORWARD	HGT: 6-6	WGT: 215	BORN: 6-11-82	FROM: OKLAHOMA STATE																
Acquired: Signed on September 29, 2009																							
Departed: Became an unrestricted free agent after the 2009-10 season																							
YR	G	GS	MIN	FG	FGA	PCT	3FG	3FGA	PCT	FT	FTA	PCT	OFF	DEF	TOT	AST	PF	DQ	STL	TO	BLK	PTS	AVG
09-10	70	8	804	119	240	.496	16	50	.320	42	65	.646	24	111	135	23	94	0	20	36	10	296	4.2

TREVON GRAHAM		#12	POS: GUARD/FORWARD	HGT: 6-5	WGT: 219	BORN: 10-28-93	FROM: VIRGINIA COMMONWEALTH																
Acquired: Signed on July 25, 2016																							
YR	G	GS	MIN	FG	FGA	PCT	3FG	3FGA	PCT	FT	FTA	PCT	OFF	DEF	TOT	AST	PF	DQ	STL	TO	BLK	PTS	AVG
16-17	27	1	189	19	40	.475	9	15	.600	10	15	.667	5	17	22	6	18	0	6	3	1	57	2.1

RON GRANDISON		#31	POS: FORWARD	HGT: 6-8	WGT: 215	BORN: 7-9-64	FROM: NEW ORLEANS																
Acquired: Signed on December 30, 1991																							
Departed: Waived on January 7, 1992																							
Acquired: Signed to two consecutive 10-day contracts beginning January 10, 1992																							
Departed: Became an unrestricted free agent on January 30, 1992																							
YR	G	GS	MIN	FG	FGA	PCT	3FG	3FGA	PCT	FT	FTA	PCT	OFF	DEF	TOT	AST	PF	DQ	STL	TO	BLK	PTS	AVG
91-92	3	0	25	2	4	.500	0	0	---	6	10	.600	3	8	11	1	4	0	1	3	1	10	3.3

GREG GRANT		#5	POS: GUARD	HGT: 5-7	WGT: 140	BORN: 8-29-66	FROM: TRENTON STATE																
Acquired: Signed on October 31, 1991																							
Departed: Waived on December 9, 1991																							
YR	G	GS	MIN	FG	FGA	PCT	3FG	3FGA	PCT	FT	FTA	PCT	OFF	DEF	TOT	AST	PF	DQ	STL	TO	BLK	PTS	AVG
91-92	13	0	57	0	8	.000	0	0	---	1	2	.500	1	3	4	18	3	0	8	5	0	1	0.1

STUART GRAY		#55	POS: CENTER	HGT: 7-0	WGT: 235	BORN: 5-27-63	FROM: UCLA																
Acquired: From Indiana on June 27, 1989, in exchange for the rights to Dyron Nix																							
Departed: Traded to New York on February 22, 1990, in exchange for a 1991 second-round draft pick																							
YR	G	GS	MIN	FG	FGA	PCT	3FG	3FGA	PCT	FT	FTA	PCT	OFF	DEF	TOT	AST	PF	DQ	STL	TO	BLK	PTS	AVG
89-90	39	1	466	38	82	.463	0	2	.000	25	39	.641	38	93	131	17	64	0	12	19	24	101	2.6

JEFF GRAYER		#20	POS: GUARD	HGT: 6-5	WGT: 200	BORN: 12-17-65	FROM: IOWA STATE																
Acquired: Signed to a 10-day contract on February 2, 1998																							
Departed: Became an unrestricted free agent on February 12, 1998																							
YR	G	GS	MIN	FG	FGA	PCT	3FG	3FGA	PCT	FT	FTA	PCT	OFF	DEF	TOT	AST	PF	DQ	STL	TO	BLK	PTS	AVG
97-98	1	0	11	0	4	.000	0	3	.000	0	0	---	0	0	0	1	0	0	0	2	0	0	0.0

RICKEY GREEN		#14	POS: GUARD	HGT: 6-0	WGT: 170	BORN: 8-18-54	FROM: MICHIGAN																
Acquired: Selected in the fifth round (10th pick) from Utah in the 1988 NBA Expansion Draft																							
Departed: Waived on February 22, 1989																							
YR	G	GS	MIN	FG	FGA	PCT	3FG	3FGA	PCT	FT	FTA	PCT	OFF	DEF	TOT	AST	PF	DQ	STL	TO	BLK	PTS	AVG
88-89	33	2	370	57	132	.432	1	5	.200	13	14	.929	4	19	23	82	16	0	18	28	0	128	3.9

SIDNEY GREEN		#21	POS: FORWARD	HGT: 6-9	WGT: 220	BORN: 1-4-61	FROM: UNLV																
Acquired: From San Antonio with a 1993 first-round draft pick and a 1996 second-round draft pick on December 9, 1992, in exchange for J.R. Reid																							
Departed: Traded to Philadelphia with Dana Barros, the rights to Greg Graham and the option to switch 1994 first-round draft picks with Seattle on September 3, 1993, in exchange for Hershey Hawkins																							
YR	G	GS	MIN	FG	FGA	PCT	3FG	3FGA	PCT	FT	FTA	PCT	OFF	DEF	TOT	AST	PF	DQ	STL	TO	BLK	PTS	AVG
92-93	24	0	127	14	40	.350	0	2	.000	12	16	.750	14	33	47	5	16	0	1	8	2	40	1.7

FRONT OFFICE

BALL OPS

PLAYERS

16-17 REVIEW

HISTORY

RECORDS

PLAYOFFS

NBA

MISC.

CHARLOTTE HORNETS HISTORY

ALL-TIME ROSTER Note: Players are listed based on appearing in at least one regular or postseason game

FRONT OFFICE

JORGE GUTIERREZ	#12	POS: GUARD	HGT: 6-3	WGT: 195	BORN: 12-27-88	FROM: CALIFORNIA																	
Acquired: Signed to consecutive 10-day contracts on February 20, 2016 and March 1, 2016, before being signed for the remainder of the season on March 11, 2016																							
Departed: Became an unrestricted free agent after the 2015-16 season																							
YR	G	GS	MIN	FG	FGA	PCT	3FG	3FGA	PCT	FT	FTA	PCT	OFF	DEF	TOT	AST	PF	DQ	STL	TO	BLK	PTS	AVG
15-16	12	0	63	6	11	.545	0	2	.000	10	11	.909	0	7	7	17	3	0	3	6	0	22	1.8

BBALL OPS

SCOTT HAFFNER	#4	POS: GUARD	HGT: 6-3	WGT: 180	BORN: 2-2-66	FROM: EVANSVILLE																	
Acquired: Signed to two consecutive 10-day contracts beginning January 21, 1991, before being signed for the remainder of the season on February 11, 1991																							
Departed: Waived on October 11, 1991																							
YR	G	GS	MIN	FG	FGA	PCT	3FG	3FGA	PCT	FT	FTA	PCT	OFF	DEF	TOT	AST	PF	DQ	STL	TO	BLK	PTS	AVG
90-91	7	0	50	8	21	.381	0	2	.000	1	2	.500	2	2	4	9	4	0	3	4	1	17	2.4

PLAYERS

P.J. HAIRSTON	#19	POS: GUARD	HGT: 6-6	WGT: 220	BORN: 12-24-92	FROM: NORTH CAROLINA																	
Acquired: 2015 draft rights (26th overall pick) from Miami with the draft rights to Semaj Christon (55th overall pick), a 2019 second-round draft pick and cash considerations on June 27, 2014, in exchange for the draft rights to Shabazz Napier (24th overall pick)																							
Departed: Traded to Memphis with two second-round draft picks as part of a three-team trade on February 16, 2016, in which Charlotte acquired Courtney Lee and also traded Brian Roberts to Miami																							
YR	G	GS	MIN	FG	FGA	PCT	3FG	3FGA	PCT	FT	FTA	PCT	OFF	DEF	TOT	AST	PF	DQ	STL	TO	BLK	PTS	AVG
14-15	45	2	687	87	269	.323	49	163	.301	31	36	.861	22	70	92	21	61	0	21	22	13	254	5.6
15-16	48	43	938	99	276	.359	54	172	.314	34	42	.810	18	110	128	29	106	0	24	24	7	286	6.0
Totals	93	45	1625	186	545	.341	103	335	.307	65	78	.833	40	180	220	50	167	0	45	46	20	540	5.8

16-17 REVIEW

JUSTIN HAMILTON	#41	POS: CENTER	HGT: 7-0	WGT: 260	BORN: 4-1-90	FROM: LOUISIANA STATE																	
Acquired: Signed to a 10-day contract on March 4, 2014																							
Departed: Became an unrestricted free agent on March 14, 2014																							
YR	G	GS	MIN	FG	FGA	PCT	3FG	3FGA	PCT	FT	FTA	PCT	OFF	DEF	TOT	AST	PF	DQ	STL	TO	BLK	PTS	AVG
13-14	1	0	4	0	0	---	0	0	---	0	0	---	0	0	0	0	0	0	1	1	0	0	0.0

HISTORY

TOM HAMMONDS	#20	POS: FORWARD	HGT: 6-9	WGT: 215	BORN: 3-27-67	FROM: GEORGIA TECH																	
Acquired: From Washington on February 19, 1992, in exchange for Rex Chapman																							
Departed: Waived on January 26, 1993																							
YR	G	GS	MIN	FG	FGA	PCT	3FG	3FGA	PCT	FT	FTA	PCT	OFF	DEF	TOT	AST	PF	DQ	STL	TO	BLK	PTS	AVG
92-93	19	5	142	19	45	.422	0	0	---	5	8	.625	5	26	31	8	20	0	0	3	4	43	2.3

RECORDS

DARRIN HANCOCK	#4	POS: FORWARD	HGT: 6-7	WGT: 205	BORN: 11-3-71	FROM: KANSAS																	
Acquired: Selected with the 38th overall pick in the 1994 NBA Draft																							
Departed: Became an unrestricted free agent after the 1995-96 season																							
YR	G	GS	MIN	FG	FGA	PCT	3FG	3FGA	PCT	FT	FTA	PCT	OFF	DEF	TOT	AST	PF	DQ	STL	TO	BLK	PTS	AVG
94-95	46	7	424	68	121	.562	1	3	.333	16	39	.410	14	39	53	30	48	0	19	30	4	153	3.3
95-96	63	7	838	112	214	.523	1	3	.333	47	73	.644	40	58	98	47	94	2	28	56	5	272	4.3
Totals	109	14	1262	180	335	.537	2	6	.333	63	112	.563	54	97	151	77	142	2	47	86	9	425	3.9

PLAYOFFS

TYLER HANSBROUGH	#50	POS: FORWARD	HGT: 6-9	WGT: 250	BORN: 11-3-85	FROM: NORTH CAROLINA																	
Acquired: Signed on July 22, 2015																							
Departed: Became an unrestricted free agent after the 2015-16 season																							
YR	G	GS	MIN	FG	FGA	PCT	3FG	3FGA	PCT	FT	FTA	PCT	OFF	DEF	TOT	AST	PF	DQ	STL	TO	BLK	PTS	AVG
15-16	44	0	343	32	71	.451	2	3	.667	38	65	.585	40	49	89	8	55	1	12	12	7	104	2.4

NBA

OTHELLA HARRINGTON	#24	POS: FORWARD/CENTER	HGT: 6-9	WGT: 235	BORN: 1-31-74	FROM: GEORGETOWN																	
Acquired: Signed on July 19, 2006																							
Departed: Became an unrestricted free agent after the 2007-08 season																							
YR	G	GS	MIN	FG	FGA	PCT	3FG	3FGA	PCT	FT	FTA	PCT	OFF	DEF	TOT	AST	PF	DQ	STL	TO	BLK	PTS	AVG
06-07	26	0	220	25	56	.446	0	0	---	17	22	.773	13	25	38	6	49	0	1	15	1	67	2.6
07-08	22	0	166	18	42	.429	0	0	---	10	16	.625	11	31	42	4	34	0	1	11	4	46	2.1
Totals	48	0	386	43	98	.439	0	0	---	27	38	.711	24	56	80	10	83	0	2	26	5	113	2.4

MISC.

AARON HARRISON	#9	POS: GUARD	HGT: 6-6	WGT: 212	BORN: 10-28-94	FROM: KENTUCKY																	
Acquired: Signed on July 14, 2015																							
Departed: Waived on January 3, 2017																							
YR	G	GS	MIN	FG	FGA	PCT	3FG	3FGA	PCT	FT	FTA	PCT	OFF	DEF	TOT	AST	PF	DQ	STL	TO	BLK	PTS	AVG
15-16	21	0	93	5	19	.263	3	10	.300	5	12	.417	4	11	15	2	10	0	6	4	0	18	0.9
16-17	5	0	17	0	4	.000	0	2	.000	1	2	.500	0	3	3	3	2	0	0	0	0	1	0.2
Totals	26	0	110	5	23	.217	3	12	.250	6	14	.429	4	14	18	5	12	0	6	4	0	19	0.7

CHARLOTTE HORNETS HISTORY

FRONT OFFICE

BBALL OPS

PLAYERS

IS-17 REVIEW

HISTORY

RECORDS

PLAYOFFS

NBA

MISC.

ALL-TIME ROSTER Note: Players are listed based on appearing in at least one regular or postseason game

WALTER HERRMANN #5 POS: FORWARD HGT: 6-9 WGT: 225 BORN: 6-26-79 FROM: ARGENTINA

Acquired: Signed on July 19, 2006

Departed: Traded to Detroit with Primoz Brezec in exchange for Nazr Mohammed on December 14, 2007

YR	G	GS	MIN	FG	FGA	PCT	3FG	3FGA	PCT	FT	FTA	PCT	OFF	DEF	TOT	AST	PF	DQ	STL	TO	BLK	PTS	AVG
06-07	48	12	936	174	330	.527	53	115	.461	41	53	.774	28	111	139	26	76	0	17	32	7	442	9.2
07-08	17	0	174	25	65	.385	9	26	.346	9	10	.900	10	26	36	4	12	0	4	4	0	68	4.0
Totals	65	12	1110	199	395	.504	62	141	.440	50	63	.794	38	137	175	30	88	0	21	36	7	510	7.9

ROY HIBBERT #55 POS: CENTER HGT: 7-2 WGT: 270 BORN: 12-11-86 FROM: GEORGETOWN

Acquired: Signed on July 7, 2016

Departed: Traded to Milwaukee with Spencer Hawes in exchange for Miles Plumlee on Feb 2, 2017

YR	G	GS	MIN	FG	FGA	PCT	3FG	3FGA	PCT	FT	FTA	PCT	OFF	DEF	TOT	AST	PF	DQ	STL	TO	BLK	PTS	AVG
16-17	42	13	671	78	144	.542	0	0	---	61	75	.813	53	97	150	20	97	0	8	31	44	217	5.2

CORY HIGGINS #11 POS: GUARD HGT: 6-5 WGT: 180 BORN: 6-14-89 FROM: COLORADO

Acquired: Claimed off waivers from Denver on December 25, 2011

Departed: Waived on December 9, 2012

YR	G	GS	MIN	FG	FGA	PCT	3FG	3FGA	PCT	FT	FTA	PCT	OFF	DEF	TOT	AST	PF	DQ	STL	TO	BLK	PTS	AVG
11-12	38	0	423	52	160	.325	4	20	.200	42	60	.700	7	28	35	36	40	0	5	39	6	150	3.9
12-13	6	0	32	6	19	.316	1	5	.200	1	2	.500	1	2	3	5	5	0	3	0	0	14	2.3
Totals	44	0	455	58	179	.324	5	25	.200	43	62	.693	8	30	38	41	45	0	8	39	6	164	3.7

DONALD HODGE #35 POS: CENTER HGT: 7-0 WGT: 230 BORN: 2-25-69 FROM: TEMPLE

Acquired: Signed to a 10-day contract on February 23, 1996

Departed: Became an unrestricted free agent on March 4, 1996

YR	G	GS	MIN	FG	FGA	PCT	3FG	3FGA	PCT	FT	FTA	PCT	OFF	DEF	TOT	AST	PF	DQ	STL	TO	BLK	PTS	AVG
95-96	2	0	2	0	0	---	0	0	---	0	0	---	0	1	1	0	0	0	0	0	0	0	0.0

RYAN HOLLINS #1/#15 POS: CENTER HGT: 7-0 WGT: 230 BORN: 10-10-84 FROM: UCLA

Acquired: Selected with the 50th overall pick in the 2006 NBA Draft

Departed: Traded to Dallas with Matt Carroll in exchange for DeSagana Diop on January 16, 2009

YR	G	GS	MIN	FG	FGA	PCT	3FG	3FGA	PCT	FT	FTA	PCT	OFF	DEF	TOT	AST	PF	DQ	STL	TO	BLK	PTS	AVG
06-07	27	0	185	20	36	.556	0	0	---	24	40	.600	11	20	31	1	40	1	4	16	7	64	2.4
07-08	60	1	532	46	94	.489	0	0	---	55	82	.671	53	54	107	14	96	1	10	25	30	147	2.5
08-09	18	1	184	19	35	.543	0	0	---	26	39	.667	19	17	36	4	34	0	3	10	17	64	3.6
Totals	105	2	901	85	165	.515	0	0	---	105	161	.652	83	91	174	19	160	2	17	51	54	275	2.6

MICHAEL HOLTON #6 POS: GUARD HGT: 6-4 WGT: 185 BORN: 8-4-61 FROM: UCLA

Acquired: Selected in the sixth round (12th pick) from Portland in the 1988 NBA Expansion Draft

Departed: Waived on October 30, 1990

YR	G	GS	MIN	FG	FGA	PCT	3FG	3FGA	PCT	FT	FTA	PCT	OFF	DEF	TOT	AST	PF	DQ	STL	TO	BLK	PTS	AVG
88-89	67	60	1696	215	504	.427	3	14	.214	120	143	.839	30	75	105	424	165	0	66	119	12	553	8.3
89-90	16	0	109	14	26	.538	0	0	---	1	2	.500	1	1	2	16	19	0	1	13	0	29	1.8
Totals	83	60	1805	229	530	.432	3	14	.214	121	145	.834	31	76	107	440	184	0	67	132	12	582	7.0

DEREK HOOD #55 POS: FORWARD HGT: 6-8 WGT: 222 BORN: 12-22-76 FROM: ARKANSAS

Acquired: Signed on October 4, 1999

Departed: Waived on November 23, 1999

YR	G	GS	MIN	FG	FGA	PCT	3FG	3FGA	PCT	FT	FTA	PCT	OFF	DEF	TOT	AST	PF	DQ	STL	TO	BLK	PTS	AVG
99-00	2	0	4	0	3	.000	0	0	---	0	0	---	0	1	1	0	0	0	0	0	0	0	0.0

DAVE HOPPEN #42 POS: CENTER HGT: 6-11 WGT: 235 BORN: 3-13-64 FROM: NEBRASKA

Acquired: Selected in the second round (fourth pick) from Golden State in the 1988 NBA Expansion Draft

Departed: Traded to Philadelphia with Armon Gilliam on January 4, 1991, in exchange for Mike Gminski

YR	G	GS	MIN	FG	FGA	PCT	3FG	3FGA	PCT	FT	FTA	PCT	OFF	DEF	TOT	AST	PF	DQ	STL	TO	BLK	PTS	AVG
88-89	77	36	1419	199	353	.564	1	2	.500	101	139	.727	123	261	384	57	239	4	25	77	21	500	6.5
89-90	10	2	135	16	41	.390	0	0	---	8	10	.800	19	17	36	6	26	0	2	8	1	40	4.0
90-91	19	0	112	18	32	.563	0	1	.000	8	10	.800	14	16	30	3	18	0	2	12	1	44	2.3
Totals	106	38	1666	233	426	.547	1	3	.333	117	159	.736	156	294	450	66	283	4	29	97	23	584	5.5

HISTORY

ALL-TIME ROSTER Note: Players are listed based on appearing in at least one regular or postseason game

EDDIE HOUSE #5 POS: GUARD HGT: 6-1 WGT: 175 BORN: 5-14-78 FROM: ARIZONA STATE

Acquired: From L.A. Clippers with Melvin Ely on July 14, 2004, in exchange for 2005 and 2006 second-round draft picks
 Departed: Waived on December 4, 2004

YR	G	GS	MIN	FG	FGA	PCT	3FG	3FGA	PCT	FT	FTA	PCT	OFF	DEF	TOT	AST	PF	DQ	STL	TO	BLK	PTS	AVG
04-05	13	5	300	61	135	.452	12	29	.414	10	13	.769	2	17	19	24	23	0	24	13	3	144	11.1

JUWAN HOWARD #5 POS: FORWARD HGT: 6-9 WGT: 250 BORN: 2-7-73 FROM: MICHIGAN

Acquired: Signed on December 12, 2008
 Departed: Became an unrestricted free agent after the 2008-09 season

YR	G	GS	MIN	FG	FGA	PCT	3FG	3FGA	PCT	FT	FTA	PCT	OFF	DEF	TOT	AST	PF	DQ	STL	TO	BLK	PTS	AVG
08-09	39	2	450	74	145	.510	0	0	---	23	34	.676	29	43	72	24	67	0	6	26	5	171	4.4

LARRY HUGHES #0 POS: GUARD HGT: 6-5 WGT: 185 BORN: 1-23-79 FROM: ST. LOUIS

Acquired: Signed on March 13, 2010
 Departed: Became an unrestricted free agent after the 2009-10 season

YR	G	GS	MIN	FG	FGA	PCT	3FG	3FGA	PCT	FT	FTA	PCT	OFF	DEF	TOT	AST	PF	DQ	STL	TO	BLK	PTS	AVG
09-10	14	2	295	35	107	.327	15	42	.357	29	34	.853	7	25	32	28	17	0	12	19	4	114	8.1

CEDRIC HUNTER #15 POS: GUARD HGT: 6-0 WGT: 180 BORN: 1-16-65 FROM: KANSAS

Acquired: Signed to a 10-day contract on February 14, 1992
 Departed: Waived on February 20, 1992

YR	G	GS	MIN	FG	FGA	PCT	3FG	3FGA	PCT	FT	FTA	PCT	OFF	DEF	TOT	AST	PF	DQ	STL	TO	BLK	PTS	AVG
91-92	1	0	1	0	0	---	0	0	---	0	0	---	0	0	0	0	0	0	0	0	0	0	0.0

STEPHEN JACKSON #1 POS: GUARD/FOWARD HGT: 6-8 WGT: 215 BORN: 4-5-78 FROM: OAK HILL ACADEMY (VA)

Acquired: From Golden State with Acie Law on November 16, 2009, in exchange for Raja Bell and Vladimir Radmanovic
 Departed: Traded to Milwaukee with Shaun Livingston and the draft rights to Tobias Harris as part of a three-team trade in which Charlotte acquired Corey Maggette from Milwaukee and the draft rights to Bismack Biyombo from Sacramento on June 23, 2011

YR	G	GS	MIN	FG	FGA	PCT	3FG	3FGA	PCT	FT	FTA	PCT	OFF	DEF	TOT	AST	PF	DQ	STL	TO	BLK	PTS	AVG
09-10	72	72	2829	544	1285	.423	118	353	.334	312	397	.786	72	294	366	258	181	1	118	233	37	1518	21.1
10-11	67	67	2405	435	1059	.411	121	359	.337	249	305	.816	53	251	304	241	161	2	80	209	28	1240	18.5
Totals	139	139	5234	979	2344	.417	239	712	.336	462	702	.658	125	545	670	499	342	3	198	442	65	2758	19.8

TIM JAMES #25 POS: FORWARD HGT: 6-7 WGT: 212 BORN: 12-26-76 FROM: MIAMI

Acquired: From Miami with Jamal Mashburn, P.J. Brown, Otis Thorpe and Rodney Buford on August 1, 2000, in exchange for Eddie Jones, Anthony Mason, Ricky Davis and Dale Ellis
 Departed: Waived on October 29, 2001

YR	G	GS	MIN	FG	FGA	PCT	3FG	3FGA	PCT	FT	FTA	PCT	OFF	DEF	TOT	AST	PF	DQ	STL	TO	BLK	PTS	AVG
00-01	30	0	197	16	52	.308	1	3	.333	12	14	.857	15	20	35	8	27	0	2	8	5	45	1.5

AL JEFFERSON #25 POS: CENTER HGT: 6-10 WGT: 289 BORN: 1-4-85 FROM: PRENTISS HS (MS)

Acquired: Signed on July 10, 2013
 Departed: Became an unrestricted free agent after the 2015-16 season

YR	G	GS	MIN	FG	FGA	PCT	3FG	3FGA	PCT	FT	FTA	PCT	OFF	DEF	TOT	AST	PF	DQ	STL	TO	BLK	PTS	AVG
13-14	73	73	2553	700	1376	.509	3	15	.200	191	277	.690	156	636	792	155	176	1	67	124	79	1594	21.8
14-15	65	61	1992	486	1010	.481	2	5	.400	108	165	.655	99	449	548	113	139	0	47	68	84	1082	16.6
15-16	47	18	1096	245	505	.485	0	0	---	72	111	.649	57	244	301	70	117	1	30	34	41	562	12.0
Totals	185	152	5641	1431	2891	.495	5	20	.250	371	553	.671	312	1329	1641	338	432	2	144	226	204	3238	17.5

DONTELL JEFFERSON #2 POS: GUARD HGT: 6-5 WGT: 195 BORN: 12-15-83 FROM: ARKANSAS

Acquired: Signed on March 11, 2009
 Departed: Became an unrestricted free agent after the 2008-09 season

YR	G	GS	MIN	FG	FGA	PCT	3FG	3FGA	PCT	FT	FTA	PCT	OFF	DEF	TOT	AST	PF	DQ	STL	TO	BLK	PTS	AVG
08-09	6	0	84	11	22	.500	1	2	.500	6	9	.667	1	11	12	9	9	0	4	6	1	29	4.8

EDDIE JOHNSON #8 POS: FORWARD HGT: 6-7 WGT: 215 BORN: 5-1-59 FROM: ILLINOIS

Acquired: From Seattle with Dana Barros and the right to switch 1994 first-round draft picks on September 1, 1993, in exchange for Kendall Gill
 Departed: Became an unrestricted free agent after the 1993-94 season

YR	G	GS	MIN	FG	FGA	PCT	3FG	3FGA	PCT	FT	FTA	PCT	OFF	DEF	TOT	AST	PF	DQ	STL	TO	BLK	PTS	AVG
93-94	73	27	1460	339	738	.459	59	150	.393	99	127	.780	80	144	224	125	143	2	36	84	8	836	11.5

FRONT OFFICE

BALL OPS

PLAYERS

16-T REVIEW

HISTORY

RECORDS

PLAYOFFS

NBA

MISC.

CHARLOTTE HORNETS HISTORY

FRONT OFFICE
BBALL OPS
PLAYERS
16-17 REVIEW
HISTORY
RECORDS
PLAYOFFS
NBA
MISC.

ALL-TIME ROSTER Note: Players are listed based on appearing in at least one regular or postseason game

LARRY JOHNSON		#2	POS: FORWARD	HGT: 6-7	WGT: 250	BORN: 3-14-69	FROM: UNLV																		
Acquired: Selected with the first overall pick in the 1991 NBA Draft																									
Departed: Traded to New York on July 14, 1996, in exchange for Anthony Mason and Brad Lohaus																									
YR	G	GS	MIN	FG	FGA	PCT	3FG	3FGA	PCT	FT	FTA	PCT	OFF	DEF	TOT	AST	PF	DQ	STL	TO	BLK	PTS	AVG		
91-92	82	77	3047	616	1258	.490	5	22	.227	339	409	.829	323	576	899	292	225	3	81	160	51	1576	19.2		
92-93	82	82	3323	728	1385	.526	18	71	.254	336	438	.767	281	583	864	353	187	0	53	227	27	1810	22.1		
93-94	51	51	1757	346	672	.515	5	21	.238	137	197	.695	143	305	448	184	131	0	29	116	14	834	16.4		
94-95	81	81	3234	585	1219	.480	81	210	.386	274	354	.774	190	395	585	369	174	2	78	207	28	1525	18.8		
95-96	81	81	3274	583	1225	.476	67	183	.366	427	564	.757	249	434	683	355	173	0	55	182	43	1660	20.5		
Totals	377	372	14635	2858	5759	.496	176	507	.347	1513	1962	.771	1186	2293	3479	1553	890	5	296	892	163	7405	19.6		

LINTON JOHNSON III		#43	POS: FORWARD	HGT: 6-8	WGT: 205	BORN: 6-13-80	FROM: TULANE																		
Acquired: Signed on October 28, 2008																									
Departed: Waived on November 19, 2008																									
YR	G	GS	MIN	FG	FGA	PCT	3FG	3FGA	PCT	FT	FTA	PCT	OFF	DEF	TOT	AST	PF	DQ	STL	TO	BLK	PTS	AVG		
08-09	2	0	13	0	0	---	0	0	---	0	0	---	0	0	0	0	1	0	0	0	0	0	0.0		

DWAYNE JONES		#27	POS: FORWARD	HGT: 6-10	WGT: 251	BORN: 6-9-83	FROM: ST. JOSEPH'S																		
Acquired: Signed on November 24, 2008																									
Departed: Waived on December 12, 2008																									
YR	G	GS	MIN	FG	FGA	PCT	3FG	3FGA	PCT	FT	FTA	PCT	OFF	DEF	TOT	AST	PF	DQ	STL	TO	BLK	PTS	AVG		
08-09	6	0	52	4	7	.571	0	0	---	4	6	.667	6	6	12	0	6	0	0	4	1	12	2.0		

EDDIE JONES		#6	POS: GUARD	HGT: 6-6	WGT: 190	BORN: 10-20-71	FROM: TEMPLE																		
Acquired: From L.A. Lakers with Elden Campbell on March 10, 1999, in exchange for Glen Rice, B.J. Armstrong and J.R. Reid																									
Departed: Became an unrestricted free agent after the 1999-00 season																									
YR	G	GS	MIN	FG	FGA	PCT	3FG	3FGA	PCT	FT	FTA	PCT	OFF	DEF	TOT	AST	PF	DQ	STL	TO	BLK	PTS	AVG		
98-99	30	30	1157	164	368	.446	28	78	.359	153	191	.801	30	88	118	125	86	1	90	72	34	509	17.0		
99-00	72	72	2807	478	1119	.427	128	341	.375	362	419	.864	81	262	343	305	176	1	192	160	49	1446	20.1		
Totals	102	102	3964	642	1487	.432	156	419	.372	515	610	.844	111	350	461	430	262	2	282	232	83	1955	19.2		

JUMAINE JONES		#33	POS: FORWARD	HGT: 6-8	WGT: 242	BORN: 2-10-79	FROM: GEORGIA																		
Acquired: From L. A. Lakers on October 26, 2005, in exchange for a second-round draft pick																									
Departed: Became an unrestricted free agent after the 2005-06 season																									
YR	G	GS	MIN	FG	FGA	PCT	3FG	3FGA	PCT	FT	FTA	PCT	OFF	DEF	TOT	AST	PF	DQ	STL	TO	BLK	PTS	AVG		
05-06	76	42	2089	298	736	.405	115	335	.343	88	121	.727	105	271	376	63	200	4	68	74	22	799	10.5		

FRANK KAMINSKY		#44	POS: FORWARD/CENTER	HGT: 7-0	WGT: 242	BORN: 4-4-93	FROM: WISCONSIN																		
Acquired: Selected with the ninth overall pick in the 2015 NBA Draft																									
YR	G	GS	MIN	FG	FGA	PCT	3FG	3FGA	PCT	FT	FTA	PCT	OFF	DEF	TOT	AST	PF	DQ	STL	TO	BLK	PTS	AVG		
15-16	81	3	1708	215	525	.410	68	202	.337	108	148	.730	69	266	335	98	126	0	38	58	43	606	7.5		
16-17	75	16	1954	320	802	.399	116	354	.328	118	156	.756	57	279	336	162	139	2	46	76	34	874	11.7		
Totals	156	19	3662	535	1327	.403	184	556	.331	226	304	.743	126	545	671	260	265	2	84	134	77	1480	9.5		

JASON KAPONO		#24	POS: FORWARD	HGT: 6-8	WGT: 213	BORN: 2-4-81	FROM: UCLA																		
Acquired: Chosen in Charlotte Expansion Selection on June 22, 2004																									
Departed: Became an unrestricted free agent after the 2004-05 season																									
YR	G	GS	MIN	FG	FGA	PCT	3FG	3FGA	PCT	FT	FTA	PCT	OFF	DEF	TOT	AST	PF	DQ	STL	TO	BLK	PTS	AVG		
04-05	81	14	1491	269	671	.401	80	194	.412	70	85	.824	32	132	164	61	132	1	40	46	6	688	8.5		

TIM KEMPTON		#41	POS: CENTER	HGT: 6-10	WGT: 245	BORN: 1-25-64	FROM: NOTRE DAME																		
Acquired: Signed on August 17, 1988																									
Departed: Traded to Denver on September 11, 1989, in exchange for a second-round draft pick																									
Acquired: Signed to two consecutive 10-day contracts on February 16, 1994																									
Departed: Became an unrestricted free agent on March 7, 1994																									
YR	G	GS	MIN	FG	FGA	PCT	3FG	3FGA	PCT	FT	FTA	PCT	OFF	DEF	TOT	AST	PF	DQ	STL	TO	BLK	PTS	AVG		
88-89	79	0	1341	171	335	.510	0	1	.000	142	207	.686	91	213	304	102	215	3	41	121	14	484	6.1		
93-94	9	0	103	9	26	.346	0	0	---	7	10	.700	6	8	14	6	25	0	4	4	1	25	2.8		
Totals	88	0	1444	180	361	.499	0	1	.000	149	217	.687	97	221	318	108	240	3	45	125	15	509	5.8		

CHARLOTTE HORNETS HISTORY

FRONT OFFICE

BBALL OPS

PLAYERS

IS-IT REVIEW

HISTORY

RECORDS

PLAYOFFS

NBA

MISC.

ALL-TIME ROSTER Note: Players are listed based on appearing in at least one regular or postseason game

RALPH LEWIS #22/#11 POS: GUARD HGT: 6-6 WGT: 200 BORN: 3-28-63 FROM: LA SALLE

Acquired: Selected in the ninth round (18th pick) in the 1988 NBA Expansion Draft

Departed: Waived on March 29, 1989

Acquired: Signed on April 13, 1990

Departed: Became an unrestricted free agent after the 1989-90 season

YR	G	GS	MIN	FG	FGA	PCT	3FG	3FGA	PCT	FT	FTA	PCT	OFF	DEF	TOT	AST	PF	DQ	STL	TO	BLK	PTS	AVG
88-89	42	0	336	58	121	.479	1	3	.333	19	39	.487	35	26	61	15	28	0	11	24	3	136	3.2
89-90	3	0	20	4	6	.667	0	0	---	2	2	1.000	4	2	6	0	2	0	1	1	0	10	3.3
Totals	45	0	356	62	127	.488	1	3	.333	21	41	.512	39	28	67	15	30	0	12	25	3	146	3.2

COURTNEY LEE #1 POS: GUARD HGT: 6-5 WGT: 200 BORN: 10-3-85 FROM: WESTERN KENTUCKY

Acquired: From Memphis on February 16, 2016, as part of a three-team trade in which Charlotte sent P.J. Hairston and two second-round draft picks to Memphis and Brian Roberts to Miami

Departed: Became an unrestricted free agent after the 2015-16 season

YR	G	GS	MIN	FG	FGA	PCT	3FG	3FGA	PCT	FT	FTA	PCT	OFF	DEF	TOT	AST	PF	DQ	STL	TO	BLK	PTS	AVG
15-16	28	28	845	98	220	.445	31	79	.392	23	26	.885	10	77	87	60	55	0	33	23	12	250	8.9

SHAUN LIVINGSTON #2 POS: GUARD HGT: 6-7 WGT: 190 BORN: 9-11-85 FROM: PEORIA CENTRAL HS (IL)

Acquired: Signed on July 20, 2010

Departed: Traded to Milwaukee with Stephen Jackson and the draft rights to Tobias Harris as part of a three-team trade in which Charlotte acquired Corey Maggette from Milwaukee and the draft rights to Bismack Biyombo from Sacramento on June 23, 2011

YR	G	GS	MIN	FG	FGA	PCT	3FG	3FGA	PCT	FT	FTA	PCT	OFF	DEF	TOT	AST	PF	DQ	STL	TO	BLK	PTS	AVG
10-11	73	0	1261	185	397	.466	1	4	.250	108	125	.864	29	120	149	164	109	0	47	88	29	479	6.6

JEREMY LIN #7 POS: GUARD HGT: 6-3 WGT: 200 BORN: 8-23-88 FROM: HARVARD

Acquired: Signed on July 20, 2015

Departed: Became an unrestricted free agent after the 2015-16 season

YR	G	GS	MIN	FG	FGA	PCT	3FG	3FGA	PCT	FT	FTA	PCT	OFF	DEF	TOT	AST	PF	DQ	STL	TO	BLK	PTS	AVG
15-16	78	13	2048	300	728	.412	76	226	.336	238	292	.815	42	211	253	235	165	0	58	150	42	914	11.7

SIDNEY LOWE #35 POS: GUARD HGT: 6-0 WGT: 195 BORN: 1-21-60 FROM: NORTH CAROLINA STATE

Acquired: Signed to two consecutive 10-day contracts beginning March 27, 1989, before signing for the remainder of the season on April 16, 1989

Departed: Became an unrestricted free agent after the 1988-89 season

YR	G	GS	MIN	FG	FGA	PCT	3FG	3FGA	PCT	FT	FTA	PCT	OFF	DEF	TOT	AST	PF	DQ	STL	TO	BLK	PTS	AVG
88-89	14	0	250	8	25	.320	0	2	.000	7	11	.636	6	28	34	93	28	0	14	9	0	23	1.6

GEORGE LYNCH #9 POS: FORWARD HGT: 6-8 WGT: 218 BORN: 9-3-70 FROM: NORTH CAROLINA

Acquired: From Philadelphia with Robert Traylor and Jerome Moiso and Chris Porter from Golden State on October 25, 2001, in a three-team trade in which Charlotte sent Derek Coleman to Philadelphia

Departed: A member of the final Charlotte Hornets team of the classic era

YR	G	GS	MIN	FG	FGA	PCT	3FG	3FGA	PCT	FT	FTA	PCT	OFF	DEF	TOT	AST	PF	DQ	STL	TO	BLK	PTS	AVG
01-02	45	18	893	73	198	.369	1	6	.167	25	40	.625	70	116	186	54	75	1	40	41	14	172	3.8

KEVIN LYNCH #9 POS: GUARD HGT: 6-5 WGT: 195 BORN: 12-24-68 FROM: MINNESOTA

Acquired: Selected with the 28th overall pick in the 1991 NBA Draft

Departed: Waived on November 5, 1993

YR	G	GS	MIN	FG	FGA	PCT	3FG	3FGA	PCT	FT	FTA	PCT	OFF	DEF	TOT	AST	PF	DQ	STL	TO	BLK	PTS	AVG
91-92	55	3	819	93	223	.417	3	8	.375	35	46	.761	30	55	85	83	107	0	37	44	9	224	4.1
92-93	40	8	324	30	59	.508	0	1	.000	26	38	.684	12	23	35	25	44	0	11	24	6	86	2.2
Totals	95	11	1143	123	282	.436	3	9	.333	61	84	.726	42	78	120	108	151	0	48	68	15	310	3.3

COREY MAGGETTE #50 POS: FORWARD HGT: 6-6 WGT: 225 BORN: 11-12-79 FROM: DUKE

Acquired: From Milwaukee as part of a three-team trade on June 23, 2011, in which Charlotte also acquired the draft rights to Bismack Biyombo from Sacramento and sent Stephen Jackson, Shaun Livingston and the draft rights to Tobias Harris to Milwaukee

Departed: Traded to Detroit for Ben Gordon and a future first-round draft pick on June 26, 2012

YR	G	GS	MIN	FG	FGA	PCT	3FG	3FGA	PCT	FT	FTA	PCT	OFF	DEF	TOT	AST	PF	DQ	STL	TO	BLK	PTS	AVG
11-12	32	28	881	139	373	.373	24	66	.364	178	208	.856	21	104	125	39	83	0	23	59	1	480	15.0

HISTORY

ALL-TIME ROSTER Note: Players are listed based on appearing in at least one regular or postseason game

CHUCK PERSON		#45	POS: FORWARD	HGT: 6-8	WGT: 220	BORN: 6-27-64	FROM: AUBURN																
Acquired: Signed on January 26, 1999																							
Departed: Became an unrestricted free agent after the 1998-99 season																							
YR	G	GS	MIN	FG	FGA	PCT	3FG	3FGA	PCT	FT	FTA	PCT	OFF	DEF	TOT	AST	PF	DQ	STL	TO	BLK	PTS	AVG
98-99	50	21	990	112	289	.388	55	157	.350	24	32	.750	17	115	132	60	90	0	20	41	8	303	6.1
BOBBY PHILLS		#13	POS: GUARD	HGT: 6-5	WGT: 210	BORN: 12-20-69	FROM: SOUTHERN																
Acquired: Signed on August 19, 1997																							
Departed: Passed away on January 12, 2000																							
YR	G	GS	MIN	FG	FGA	PCT	3FG	3FGA	PCT	FT	FTA	PCT	OFF	DEF	TOT	AST	PF	DQ	STL	TO	BLK	PTS	AVG
97-98	62	61	1887	246	552	.446	44	114	.386	106	140	.757	59	157	216	187	181	2	81	108	18	642	10.4
98-99	43	43	1574	215	497	.433	68	172	.395	115	168	.685	39	135	174	149	124	1	60	92	25	613	14.3
99-00	28	9	825	152	335	.454	30	91	.330	47	65	.723	17	54	71	79	72	2	41	48	8	381	13.6
Totals	133	113	4286	613	1384	.443	142	377	.377	268	373	.718	115	346	461	415	377	5	182	248	51	1636	12.3
RICKY PIERCE		#21	POS: GUARD	HGT: 6-4	WGT: 205	BORN: 8-19-59	FROM: RICE																
Acquired: From Denver on February 20, 1997, in exchange for George Zidek and Anthony Goldwire																							
Departed: Waived on August 19, 1997																							
YR	G	GS	MIN	FG	FGA	PCT	3FG	3FGA	PCT	FT	FTA	PCT	OFF	DEF	TOT	AST	PF	DQ	STL	TO	BLK	PTS	AVG
96-97	27	17	650	119	237	.502	30	56	.536	56	63	.889	19	49	68	49	48	0	14	30	4	324	12.0
MILES PLUMLEE		#18	POS: CENTER	HGT: 6-11	WGT: 249	BORN: 9-1-88	FROM: DUKE																
Acquired: Acquired from Milwaukee in exchange for Spencer Hawes and Roy Hibbert on February 2, 2017																							
Departed: Traded to Atlanta with Marco Belinelli in exchange for Dwight Howard on June 20, 2017																							
YR	G	GS	MIN	FG	FGA	PCT	3FG	3FGA	PCT	FT	FTA	PCT	OFF	DEF	TOT	AST	PF	DQ	STL	TO	BLK	PTS	AVG
16-17	13	0	174	14	24	.583	0	0	---	3	4	.750	15	27	42	3	25	0	7	8	4	31	2.4
JOEL PRZYBILLA		#10	POS: CENTER	HGT: 7-11	WGT: 245	BORN: 10-10-79	FROM: MINNESOTA																
Acquired: From Portland with Dante Cunningham, Sean Marks, two first-round draft picks and cash considerations on February 24, 2011, in exchange for Gerald Wallace																							
Departed: Became an unrestricted free agent after the 2010-11 season																							
YR	G	GS	MIN	FG	FGA	PCT	3FG	3FGA	PCT	FT	FTA	PCT	OFF	DEF	TOT	AST	PF	DQ	STL	TO	BLK	PTS	AVG
10-11	5	0	74	4	10	.400	0	0	---	1	4	.250	9	15	24	0	16	1	0	7	1	9	1.8
VLADIMIR RADMANOVIC		#10	POS: FORWARD	HGT: 6-10	WGT: 235	BORN: 10-10-80	FROM: SERBIA																
Acquired: From L.A. Lakers on February 7, 2009, in exchange for Shannon Brown and Adam Morrison																							
Departed: Traded to Golden State with Raja Bell in exchange for Stephen Jackson and Acie Law on November 16, 2009																							
YR	G	GS	MIN	FG	FGA	PCT	3FG	3FGA	PCT	FT	FTA	PCT	OFF	DEF	TOT	AST	PF	DQ	STL	TO	BLK	PTS	AVG
08-09	32	3	674	101	252	.401	45	126	.357	20	31	.645	27	78	105	43	60	0	18	51	8	267	8.3
KURT RAMBIS		#31	POS: FORWARD	HGT: 6-8	WGT: 213	BORN: 2-25-58	FROM: SANTA CLARA																
Acquired: Signed on July 28, 1988																							
Departed: Traded to Phoenix with second-round draft picks in 1990 and 1991 on December 13, 1989, in exchange for Armon Gilliam																							
YR	G	GS	MIN	FG	FGA	PCT	3FG	3FGA	PCT	FT	FTA	PCT	OFF	DEF	TOT	AST	PF	DQ	STL	TO	BLK	PTS	AVG
88-89	75	75	2233	325	627	.518	0	3	.000	182	248	.734	269	434	703	159	208	4	100	148	57	832	11.1
89-90	16	16	448	58	116	.500	0	1	.000	30	55	.545	48	72	120	28	45	0	32	29	10	146	9.1
Totals	91	91	2681	383	743	.515	0	4	.000	212	303	.700	317	506	823	187	253	4	132	177	67	978	10.7
THEO RATLIFF		#42	POS: CENTER	HGT: 6-10	WGT: 235	BORN: 4-17-73	FROM: WYOMING																
Acquired: From San Antonio on February 18, 2010, in exchange for a protected second-round draft pick in 2016																							
Departed: Became an unrestricted free agent after the 2009-10 season																							
YR	G	GS	MIN	FG	FGA	PCT	3FG	3FGA	PCT	FT	FTA	PCT	OFF	DEF	TOT	AST	PF	DQ	STL	TO	BLK	PTS	AVG
09-10	28	26	624	54	116	.466	0	0	---	36	46	.783	44	73	117	16	60	1	9	25	43	144	5.1
ELDRIDGE RECASNER		#3	POS: GUARD	HGT: 6-3	WGT: 190	BORN: 12-14-67	FROM: WASHINGTON																
Acquired: Signed on January 21, 1999																							
Departed: A member of the final Charlotte Hornets team of the classic era																							
YR	G	GS	MIN	FG	FGA	PCT	3FG	3FGA	PCT	FT	FTA	PCT	OFF	DEF	TOT	AST	PF	DQ	STL	TO	BLK	PTS	AVG
98-99	44	2	708	82	184	.446	24	60	.400	34	39	.872	20	57	77	91	66	0	17	58	1	222	5.0
99-00	7	0	28	3	7	.429	1	4	.250	0	0	---	0	4	4	5	1	0	0	0	0	7	1.0
00-01	43	0	403	38	114	.333	13	39	.333	14	18	.778	13	37	50	39	30	0	6	27	1	103	2.4
01-02	1	0	2	0	0	---	0	0	---	0	0	---	0	0	0	0	1	0	0	0	0	0	0.0
Totals	95	2	1141	123	305	.403	38	103	.369	48	57	.842	33	98	131	135	98	0	23	85	2	332	3.5

FRONT OFFICE
BALL OPS
PLAYERS
16-17 REVIEW
HISTORY
RECORDS
PLAYOFFS
NBA
MISC.

CHARLOTTE HORNETS HISTORY

ALL-TIME ROSTER Note: Players are listed based on appearing in at least one regular or postseason game

FRONT OFFICE

JAMAL SAMPSON		#31	POS: FORWARD /CENTER	HGT: 6-11	WGT: 258	BORN: 5-15-83	FROM: CALIFORNIA																
Acquired: Chosen in Charlotte Expansion Selection on June 22, 2004																							
Departed: Waived on February 8, 2005																							
YR	G	GS	MIN	FG	FGA	PCT	3FG	3FGA	PCT	FT	FTA	PCT	OFF	DEF	TOT	AST	PF	DQ	STL	TO	BLK	PTS	AVG
04-05	23	0	329	28	62	.452	0	0	---	23	39	.590	36	86	122	8	53	0	4	17	17	79	3.4

BBALL OPS

JEFF SANDERS		#20	POS: FORWARD	HGT: 6-8	WGT: 225	BORN: 1-14-66	FROM: GEORGIA SOUTHERN																
Acquired: Signed to a 10-day contract on January 21, 1991																							
Departed: Became an unrestricted free agent on January 31, 1991																							
YR	G	GS	MIN	FG	FGA	PCT	3FG	3FGA	PCT	FT	FTA	PCT	OFF	DEF	TOT	AST	PF	DQ	STL	TO	BLK	PTS	AVG
90-91	3	0	43	6	14	.429	0	0	---	1	2	.500	3	6	9	1	6	0	1	1	1	13	4.3

PLAYERS

STEVE SCHEFFLER		#55	POS: CENTER	HGT: 6-9	WGT: 250	BORN: 9-3-67	FROM: PURDUE																
Acquired: Selected with the 39th overall pick in the 1990 NBA Draft																							
Departed: Waived on May 31, 1991																							
YR	G	GS	MIN	FG	FGA	PCT	3FG	3FGA	PCT	FT	FTA	PCT	OFF	DEF	TOT	AST	PF	DQ	STL	TO	BLK	PTS	AVG
90-91	39	0	227	20	39	.513	0	0	---	19	21	.905	21	24	45	9	20	0	6	4	2	59	1.5

16-17 REVIEW

RAMON SESSIONS		#7	POS: GUARD	HGT: 6-3	WGT: 190	BORN: 4-11-86	FROM: NEVADA																
Acquired: Signed on July 7, 2016																							
Departed: Became an unrestricted free agent following the 2016-17 season																							
YR	G	GS	MIN	FG	FGA	PCT	3FG	3FGA	PCT	FT	FTA	PCT	OFF	DEF	TOT	AST	PF	DQ	STL	TO	BLK	PTS	AVG
12-13	61	0	1652	276	676	.408	33	107	.308	291	347	.839	27	142	169	230	91	0	48	104	7	876	14.4
13-14	55	7	1305	190	465	.409	15	68	.221	183	234	.782	22	95	117	206	50	0	33	93	6	578	10.5
16-17	50	1	811	100	263	.380	21	62	.339	91	118	.771	11	62	73	129	43	0	27	46	3	312	6.2
Totals	166	8	3768	566	1404	.403	69	237	.291	565	699	.808	60	299	359	565	184	0	108	243	16	1766	10.6

HISTORY

CHARLES SHACKLEFORD		#33	POS: CENTER	HGT: 6-11	WGT: 225	BORN: 4-22-66	FROM: NORTH CAROLINA STATE																
Acquired: Signed on January 21, 1999																							
Departed: Became an unrestricted free agent after the 1999-00 season																							
YR	G	GS	MIN	FG	FGA	PCT	3FG	3FGA	PCT	FT	FTA	PCT	OFF	DEF	TOT	AST	PF	DQ	STL	TO	BLK	PTS	AVG
98-99	32	4	367	44	90	.489	0	0	---	19	29	.655	41	88	129	13	66	1	5	27	13	107	3.3

RECORDS

JERRY SICHTING		#12	POS: GUARD	HGT: 6-1	WGT: 168	BORN: 11-29-56	FROM: PURDUE																
Acquired: Signed on September 11, 1989																							
Departed: Waived on February 22, 1990																							
YR	G	GS	MIN	FG	FGA	PCT	3FG	3FGA	PCT	FT	FTA	PCT	OFF	DEF	TOT	AST	PF	DQ	STL	TO	BLK	PTS	AVG
89-90	34	8	469	50	119	.420	3	12	.250	15	18	.833	3	16	19	92	39	0	16	22	2	118	3.5

PLAYOFFS

SEAN SINGLETARY		#44	POS: GUARD	HGT: 6-0	WGT: 185	BORN: 9-6-85	FROM: VIRGINIA																
Acquired: From Phoenix with Raja Bell and Boris Diaw on December 10, 2008, in exchange for Jared Dudley and Jason Richardson																							
Departed: Became an unrestricted free agent after the 2008-09 season																							
YR	G	GS	MIN	FG	FGA	PCT	3FG	3FGA	PCT	FT	FTA	PCT	OFF	DEF	TOT	AST	PF	DQ	STL	TO	BLK	PTS	AVG
08-09	24	1	181	19	48	.396	6	15	.400	12	15	.800	5	14	19	17	31	0	5	18	0	56	2.3

NBA

STEVE SMITH		#8	POS: GUARD	HGT: 6-8	WGT: 220	BORN: 3-31-69	FROM: MICHIGAN STATE																
Acquired: Signed on September 16, 2004																							
Departed: Traded to Miami for Malik Allen and cash considerations on February 24, 2005																							
YR	G	GS	MIN	FG	FGA	PCT	3FG	3FGA	PCT	FT	FTA	PCT	OFF	DEF	TOT	AST	PF	DQ	STL	TO	BLK	PTS	AVG
04-05	37	1	636	93	218	.427	38	90	.422	67	77	.870	13	36	49	57	74	2	12	24	7	291	7.9

MISC.

THERON SMITH		#0	POS: FORWARD	HGT: 6-8	WGT: 230	BORN: 10-3-80	FROM: BALL STATE																
Acquired: Chosen in Charlotte Expansion Selection on June 22, 2004																							
Departed: Became an unrestricted free agent after the 2004-05 season																							
YR	G	GS	MIN	FG	FGA	PCT	3FG	3FGA	PCT	FT	FTA	PCT	OFF	DEF	TOT	AST	PF	DQ	STL	TO	BLK	PTS	AVG
04-05	33	5	510	44	136	.324	3	12	.250	14	16	.875	39	77	116	28	58	0	6	4	27	105	3.2

TONY SMITH		#34	POS: GUARD	HGT: 6-4	WGT: 185	BORN: 6-14-68	FROM: MARQUETTE																
Acquired: Signed on October 20, 1996																							
Departed: Became an unrestricted free agent after the 1996-97 season																							
YR	G	GS	MIN	FG	FGA	PCT	3FG	3FGA	PCT	FT	FTA	PCT	OFF	DEF	TOT	AST	PF	DQ	STL	TO	BLK	PTS	AVG
96-97	69	39	1291	138	337	.409	32	99	.323	38	59	.644	38	56	94	150	110	2	48	73	19	346	5.0

HISTORY

ALL-TIME ROSTER Note: Players are listed based on appearing in at least one regular or postseason game

JOE WOLF		#43/#30	POS: FORWARD		HGT: 6-11	WGT: 230	BORN: 12-17-64	FROM: NORTH CAROLINA															
Acquired: Signed on November 3, 1994																							
Departed: Waived on November 4, 1995																							
Acquired: Signed on February 3, 1999																							
Departed: Waived on March 10, 1999																							
YR	G	GS	MIN	FG	FGA	PCT	3FG	3FGA	PCT	FT	FTA	PCT	OFF	DEF	TOT	AST	PF	DQ	STL	TO	BLK	PTS	AVG
94-95	63	6	583	38	81	.469	2	6	.333	12	16	.750	34	95	129	37	101	0	9	22	6	90	1.4
95-96	1	0	18	0	1	.000	0	0	---	0	0	---	0	2	2	0	2	0	2	2	0	0	0.0
98-99	3	0	12	0	1	.000	0	0	---	0	2	.000	0	1	1	0	6	0	0	0	0	0	0.0
Totals	67	6	613	38	83	.458	2	6	.333	12	18	.667	34	98	132	37	109	0	11	24	6	90	1.3

CHRISTIAN WOOD		#35	POS: FORWARD		HGT: 6-11	WGT: 220	BORN: 9-27-95	FROM: UNLV															
Acquired: Signed on July 14, 2016																							
Departed: Became an unrestricted free agent following the 2016-17 season																							
YR	G	GS	MIN	FG	FGA	PCT	3FG	3FGA	PCT	FT	FTA	PCT	OFF	DEF	TOT	AST	PF	DQ	STL	TO	BLK	PTS	AVG
16-17	13	0	107	12	23	.522	0	5	.000	11	15	.733	14	15	29	2	11	0	3	7	6	35	2.7

CODY ZELLER		#40	POS: FORWARD		HGT: 7-0	WGT: 240	BORN: 10-5-92	FROM: INDIANA															
Acquired: Selected with the fourth overall pick in the 2013 NBA Draft																							
YR	G	GS	MIN	FG	FGA	PCT	3FG	3FGA	PCT	FT	FTA	PCT	OFF	DEF	TOT	AST	PF	DQ	STL	TO	BLK	PTS	AVG
13-14	82	3	1416	172	404	.426	0	1	.000	146	200	.730	118	235	353	92	170	0	40	87	41	490	6.0
14-15	62	45	1484	172	373	.461	1	1	1.000	127	164	.774	97	265	362	100	156	0	34	62	49	472	7.6
15-16	73	60	1774	231	437	.529	1	10	.100	175	232	.754	138	317	455	71	204	4	57	68	63	638	8.7
16-17	62	58	1725	253	443	.571	0	1	.000	133	196	.679	135	270	405	99	189	2	62	65	58	639	10.3
Totals	279	166	6402	828	1657	.500	2	13	.154	581	792	.734	488	1087	1575	362	719	6	193	282	211	2239	8.0

GEORGE ZIDEK		#25	POS: CENTER		HGT: 7-0	WGT: 250	BORN: 8-2-73	FROM: UCLA															
Acquired: Selected with the 22nd overall pick in the 1995 NBA Draft																							
Departed: Traded to Denver with Anthony Goldwire on February 20, 1997, in exchange for Ricky Pierce																							
YR	G	GS	MIN	FG	FGA	PCT	3FG	3FGA	PCT	FT	FTA	PCT	OFF	DEF	TOT	AST	PF	DQ	STL	TO	BLK	PTS	AVG
95-96	71	21	888	105	248	.423	0	0	---	71	93	.763	69	114	183	16	170	2	9	38	7	281	4.0
96-97	36	3	288	33	85	.388	0	2	.000	25	32	.781	25	38	63	9	44	0	4	23	3	91	2.5
Totals	107	24	1176	138	333	.414	0	2	.000	96	125	.768	94	152	246	25	214	2	13	61	10	372	3.5

FRONT OFFICE

BALL OPS

PLAYERS

16-17 REVIEW

HISTORY

RECORDS

PLAYOFFS

NBA

MISC.

CHARLOTTE HORNETS HISTORY

ALL-TIME NUMERICAL ROSTER

FRONT OFFICE	BBALL OPS	PLAYERS	16-17 REVIEW	HISTORY	RECORDS	PLAYOFFS	NBA	MISC.																																						
00 Robert Parish (1994-96) Spencer Hawes (2015-17)	0 Tony Delk (1996-97) Theron Smith (2004-05) Jeff McInnis (2006-08) Larry Hughes (2009-10) Bismack Biyombo (2011-15) Briante Weber (2016-17)	1 Muggsy Bogues (1988-97) Baron Davis (1999-02) Jason Hart (2004-05) Ryan Hollins (2006-07) Derek Anderson (2007-08) Andre Brown (2008-09) Cartier Martin (2008-09) Stephen Jackson (2009-11) Kemba Walker (2011-12) Lance Stephenson (2014-15) Courtney Lee (2015-16)	2 Larry Johnson (1991-96) Scott Burrell (2000-01) Stacey Augman (2001-02) Melvin Ely (2004-07) Dontell Jefferson (2008-09) Acie Law (2009-10) Shaun Livingston (2010-11) DeSagana Diop (2012-13) MARVIN WILLIAMS (2014-present)	3 Rex Chapman (1989-91) Hersey Hawkins (1994-95) Khalid Reeves (1995-96) Eldridge Recasner (1998-01) Gerald Wallace (2004-11) JEREMY LAMB (2015-present)	4 Scott Haffner (1990-91) Darrin Hancock (1994-96) David Wesley (1997-02) Kareem Rush (2004-06) Jared Dudley (2007-08) Derrick Brown (2009-12) Jeff Adrien (2012-14)	5 Greg Grant (1991-92) Anthony Goldwire (1995-96) Donald Royal (1996-98) Elden Campbell (1999-02) Eddie House (2004-05) Walter Herrmann (2006-07) Juwan Howard (2008-09) Dominic McGuire (2010-11) Jannero Pargo (2012-15) NICOLAS BATUM (2015-present)	6 Michael Holton (1988-90) Eddie Jones (1998-00) Jerome Moiso (2001-02) Nazr Mohammed (2007-09) Tyson Chandler (2009-10)	7 Kelly Tripucka (1988-91) Marty Conlon (1993-94) James Blackwell (1994-95) Rafael Addison (1995-97) J.R. Reid (1997-99) Michael Hawkins (1999-00) Primoz Brezec (2004-08) DeSagana Diop (2009-12) Mo Williams (2014-15) Jeremy Lin (2015-16) Ramon Sessions (2012-14, 2016-17)	8 Eddie Johnson (1993-94) Tony Farmer (1997-98)	Terrance Roberson (2000-01) Steve Smith (2004-05) DJ White (2011-12) Ben Gordon (2012-14) DJ White (2013-14) JOHNNY O'BRYANT (2016-present)	9 Kevin Lynch (1991-93) Willie Burton (1998-99) Dale Ellis (1999-00) George Lynch (2001-02) Jamario Moon (2011-12) Gerald Henderson (2012-15) Aaron Harrison (2015-17)	10 Andre Turner (1989-90) B.J. Armstrong (1997-99) Keith Bogans (2004-06) Vladimir Radmanovic (2008-10) Joel Przybilla (2010-11) Mike Tobey (2016-17)	11 Ralph Lewis (1989-90) David Wingate (1994-95) Vernon Maxwell (1997-98) Jason Miskiri (1999-00) Doug Overton (2000-01) Earl Boykins (2007-08) Sherron Collins (2010-11) Cory Higgins (2011-13) Josh McRoberts (2012-14) Noah Vonleh (2014-15)	12 Jerry Sichting (1989-90) Tom Hammonds (1992-93) Steve Henson (1993-94) Greg Sutton (1994-95) Kenny Anderson (1995-96) Vlade Divac (1996-98) Cory Alexander (2004-05) Kevin Burleson (2005-06) Shannon Brown (2008-09) Tyrus Thomas (2009-13) Gary Neal (2013-15) Jorge Gutierrez (2015-16) TREVEON GRAHAM (2016-17)	13 Kendall Gill (1990-93, 1995-96) Bobby Phills (1997-00) Matt Carroll (2004-09) Nazr Mohammed (2009-11) Matt Carroll (2012-13) Luke Ridnour (2013-14)	14 Rickey Green (1988-89) Corey Beck (1995-96) Anthony Mason (1996-00) D.J. Augustin (2008-12) M. KIDD-GILCHRIST (2012-present)	15 Cedric Hunter (1991-92) Corey Beck (1997-99) Alan Anderson (2005-07) Ryan Hollins (2007-09) Gerald Henderson (2009-12) KEMBA WALKER (2012-present)	17 Bryce Drew (2001-02)	18 Miles Plumlee (2016-17)	19 Raja Bell (2008-10) P.J. Hairston (2014-16)	20 Rumeal Robinson (1994-94) Pete Myers (1995-96) Jeff Grayer (1997-98) Raymond Felton (2005-10)	21 Elliott Perry (1991-92) Sidney Green (1992-93) Ricky Pierce (1996-97) Ricky Davis (1998-00) Jamaal Magloire (2000-02) Bernard Robinson (2004-07) Alexis Ajinca (2008-10) Eduardo Najera (2010-12) Hakim Warrick (2012-13) Marco Belinelli (2016-17)	22 Johnny Newman (1990-94) Tom Chambers (1996-97) Brevin Knight (2004-07) Ronald "Flip" Murray (2009-10) Byron Mullens (2011-13) Brian Roberts (2014-2016, 2016-17)	23 Tom Tolbert (1988-89) Terry Dozier (1989-90) Michael Adams (1994-96) Derek Anderson (2006-07) Jason Richardson (2007-08) Stephen Graham (2009-10)	24 Micheal Williams (1989-90) Anthony Frederick (1991-92) Scott Burrell (1993-96) Jamal Mashburn (2000-02) Jason Kapono (2004-05) Othella Harrington (2006-08)	25 Earl Cureton (1988-89) Tony Bennett (1992-95) George Zidek (1995-96) Chuck Brown (1999-00) Tim James (2000-01) Al Jefferson (2013-16)	27 Dwayne Jones (2008-09)	28 LeRon Ellis (1999-00)	30 Dell Curry (1988-98) Joe Wolf (1998-99) Troy Daniels (2014-16)	31 Kurt Rambis (1988-89) Randolph Keys (1989-91) Ron Grandison (1991-92) Malik Rose (1996-97) Jamal Sampson (2004-05) James Southerland (2013-14)	32 Greg Kite (1988-89) Brian Rowsom (1989-90) Jeff Sanders (1990-91) Tony Massenburg (1991-92) Hersey Hawkins (1993-94) Travis Williams (1997-98) Eddie Robinson (1999-01) Tamar Slay (2004-05) Boris Diaw (2008-12)	33 Kenny Gattison (1989-90) Alonzo Mourning (1992-95) Charles Shackleford (1998-99) Hersey Hawkins (2000-01) Jumaine Jones (2005-06) Jermareo Davidson (2007-08) Matt Carroll (2010-12) Brendan Haywood (2012-14)	34 J.R. Reid (1989-92) Tony Smith (1996-97) Robert Traylor (2001-02)	35 Sidney Lowe (1988-89) Richard Anderson (1989-90) Cerald Glass (1995-96) Donald Hodge (1995-96) Kirk Haston (2001-02) Malik Allen (2004-05) Lonny Baxter (2005-06) Adam Morrison (2006-09) Christian Wood (2016-17)	39 Tom Tobert (1994-95)	40 Lorenzo Williams (1992-94) Frank Brickowski (1993-94) Brad Miller (1998-00) CODY ZELLER (2013-present)	41 Tim Kempton (1988-89, 1993-94) Glen Rice (1995-98) Elden Campbell (1998-99) Garrett Temple (2010-11) Justin Hamilton (2013-14)	42 Dave Hoppen (1988-91) Mike Gminski (1990-94) Michael McDonald (1997-98) P.J. Brown (2000-02) Sean May (2005-09) Theo Ratliff (2009-10)	43 LeRon Ellis (1993-94) Joe Wolf (1994-96) Jake Voskuhl (2005-07) Linton Johnson III (2008-09) Anthony Tolliver (2013-14)	44 Kenny Gattison (1990-95) Derrick Coleman (1998-01) Sean Singletary (2008-09) Dante Cunningham (2010-11) Jeffery Taylor (2012-15) FRANK KAMINSKY (2015-present)	45 Armon Gilliam (1989-91) Erik Leckner (1990-92) Chuck Person (1998-99)	50 Robert Reid (1988-90) Jamie Feick (1996-97) Matt Bullard (2001-02) Emeka Okafor (2004-09) Corey Maggette (2011-12) Tyler Hansbrough (2015-16)	52 Matt Geiger (1995-98) Chuck Brown (1998-99) Todd Fuller (1999-00) Otis Thorpe (2000-01)	54 Michael Ansley (1991-92) Lee Nailon (2000-02) Kwame Brown (2010-11) Jason Maxiell (2014-15)	55 Stuart Gray (1989-90) Steve Scheffler (1990-91) David Wingate (1992-94) Derek Hood (1999-00) Jahidi White (2004-05) Reggie Williams (2011-13) Chris Douglas-Roberts (2013-14) Roy Hibbert (2016-17)	88 Eric Williams (2006-07)

BOLD CAPS indicate current players

ALL-TIME ROSTER BY COLLEGE

ALABAMA Michael Ansley Jermareo Davidson Gerald Wallace Mo Williams	DETROIT Earl Cureton	INTERNATIONAL Alexis Ajinca (France) Nicolas Batum (France) Marco Belinelli (Italy) Bismack Biyombo (Dem. Rep. of Congo) Primoz Brezec (Slovenia) Boris Diaw (France) Vlade Divac (Serbia) Walter Herrmann (Argentina) Vladimir Radmanovic (Serbia)	MICHIGAN Ricky Green Juwan Howard Glen Rice Bernard Robinson Rumeal Robinson Robert Taylor	OLD DOMINION Kenny Gattison	TEXAS CHRISTIAN Lee Nailon
ARIZONA Khalid Reeves Tom Tolbert	DREXEL Malik Rose	MICHIGAN STATE Alan Anderson Shannon Brown Jamie Feick Jason Richardson Steve Smith	OREGON Luke Ridnour	ORAL ROBERTS Greg Sutton	TOWSON Gary Neal
ARIZONA STATE Eddie House	DUKE Mike Gminkski Gerald Henderson Corey Maggette Josh McRoberts Miles Plumlee	IOWA B.J. Armstrong Matt Bullard Ricky Davis	MINNESOTA Kevin Burleson Willie Burton Kevin Lynch Joel Przybilla	PENN STATE Frank Brickowski	TRENTON STATE Greg Grant
ARKANSAS Corey Beck Derek Hood Dontell Jefferson Jannero Pargo	EASTERN MICHIGAN Earl Boykins	IOWA STATE Jeff Grayer	MISSISSIPPI Gerald Glass	PEPPERDINE Anthony Frederick	TULANE Linton Johnson III
ARKANSAS-LITTLE ROCK Pete Myers	EVANSVILLE Scott Haffner	KANSAS Sherron Collins Darrin Hancock Cedric Hunter	MISSOURI Kareem Rush	PROVIDENCE Marty Conlon Otis Thorpe Eric Williams	UCLA Baron Davis Stuart Gray Ryan Hollins Michael Holton Jason Kapono Jerome Moiso George Zidek
BALL STATE Theron Smith	FLORIDA Vernon Maxwell	KANSAS STATE Steve Henson Cartier Martin	NEBRASKA Tony Farmer Dave Hoppen	PURDUE Steve Scheffler Jerry Sichting Brad Miller	UTAH Tom Chambers
BAYLOR David Wesley Michael Williams	FLORIDA INTERNATIONAL Raja Bell	KENTUCKY Derek Anderson Keith Bogans Rex Chapman Tony Delk Aaron Harrison Michael Kidd-Gilchrist	NEBRASKA Tony Farmer Dave Hoppen	ST. JOHN'S Tyrone Grant	VALPARAISO Bryce Drew
BOSTON COLLEGE Michael Adams Jared Dudley	FRESNO STATE Melvin Ely Dominic McGuire Terrence Roberson	KANSAS STATE Steve Henson Cartier Martin	NEVADA Ramon Sessions	ST. JOSEPH'S Dwayne Jones	VANDERBILT Jeffery Taylor
BRADLEY Hersey Hawkins	GEORGE MASON Jason Miskiri	KENTUCKY Derek Anderson Keith Bogans Rex Chapman Tony Delk Aaron Harrison Michael Kidd-Gilchrist	NEVADA-LAS VEGAS Stacey Augmon Armon Gilliam Sidney Green Larry Johnson Christian Wood	ST. LOUIS Larry Hughes	VILLANOVA Malik Allen Dante Cunningham
BRIGHAM YOUNG Greg Kite	GEORGETOWN Othella Harrington Roy Hibbert Alonzo Mourning Jahidi White David Wingate	KENTUCKY Derek Anderson Keith Bogans Rex Chapman Tony Delk Aaron Harrison Michael Kidd-Gilchrist	NEVADA Ramon Sessions	ST. MARY'S Robert Reid	VIRGINIA Cory Alexander Sean Singletary Mike Tobey
CALIFORNIA Jorge Gutierrez Jamal Sampson	GEORGIA Jumaine Jones Carlos Strong	KENTUCKY Derek Anderson Keith Bogans Rex Chapman Tony Delk Aaron Harrison Michael Kidd-Gilchrist	NEVADA-LAS VEGAS Stacey Augmon Armon Gilliam Sidney Green Larry Johnson Christian Wood	SANTA CLARA Kurt Rambis	VIRGINIA COMMONWEALTH Troy Daniels Treveon Graham Briante Weber
CAL-SANTA BARBARA Richard Anderson	GEORGIA SOUTHERN Jeff Sanders	LASALLE Ralph Lewis Doug Overton	NORTH CAROLINA Raymond Felton P.J. Hairston Tyler Hansbrough Brendan Haywood George Lynch Sean May Jeff McInnis J.R. Reid Marvin Williams Joe Wolf	SHAW Ronald "Flip" Murray	VIRGINIA MILITARY INSTITUTE Reggie Williams
CENTENARY Robert Parish	GEORGIA TECH Kenny Anderson Matt Geiger Tom Hammonds	LOUISIANA STATE P.J. Brown Justin Hamilton Johnny O'Bryant Garrett Temple Tyrus Thomas	NORTH CAROLINA STATE Chuck Brown Todd Fuller Sidney Lowe Charles Shackelford	SOUTH CAROLINA Terry Dozier	VIRGINIA TECH Dell Curry
CENTRAL OKLAHOMA Eddie Robinson	GONZAGA Adam Morrison	MARQUETTE Tony Smith	NORTH CAROLINA STATE Chuck Brown Todd Fuller Sidney Lowe Charles Shackelford	SOUTH CAROLINA STATE Travis Williams	WAKE FOREST Muggsy Bogues
CINCINNATI Jason Maxiell Lance Stephenson	HARVARD Jeremy Lin	MARSHALL Tamar Slay	NORTH CAROLINA STATE Chuck Brown Todd Fuller Sidney Lowe Charles Shackelford	SOUTHERN Bobby Phills	WASHINGTON Spencer Hawes Eldridge Recasner
CLEMSON Elden Campbell	HIGH SCHOOL Kwame Brown (Glynn Academy)	MARYLAND Lonny Baxter Tony Massenburg	NORTH CAROLINA STATE Chuck Brown Todd Fuller Sidney Lowe Charles Shackelford	SOUTHERN MISSISSIPPI Joe Courtney Randolph Keys	WESTERN KENTUCKY Courtney Lee
COLORADO Cory Higgins	HOUSTON Anthony Goldwire	MEMPHIS STATE/MEMPHIS Eliot Perry Andre Turner Chris Douglas-Roberts	NORTH CAROLINA STATE Chuck Brown Todd Fuller Sidney Lowe Charles Shackelford	STANFORD Brevin Knight	WISCONSIN Frank Kaminsky
CONNECTICUT Jeff Adrien Scott Burrell Ben Gordon Jeremy Lamb Emeka Okafor Jake Voskuhl Kemba Walker	ILLINOIS Kendall Gill Eddie Johnson	MERIDIAN CC (MS) Jamario Moon	NORTH CAROLINA STATE Chuck Brown Todd Fuller Sidney Lowe Charles Shackelford	STANFORD Brevin Knight	WISCONSIN-GREEN BAY Tony Bennett
CREIGHTON Anthony Tolliver	INDIANA Kirk Haston Noah Vonleh DJ White Cody Zeller	MIAMI Tim James	NORTH CAROLINA STATE Chuck Brown Todd Fuller Sidney Lowe Charles Shackelford	STANFORD Brevin Knight	WYOMING Erik Leckner Theo Ratliff
DARTMOUTH James Blackwell			OHIO STATE Byron Mullens	STANFORD Brevin Knight	XAVIER Derrick Brown Michael Hawkins
DAYTON Brian Roberts			OKLAHOMA Eduardo Najera	STANFORD Brevin Knight	
DEPAUL Andre Brown			OKLAHOMA STATE Stephen Graham	TEMPLE Donald Hodge Eddie Jones	
				TENNESSEE Dale Ellis	
				TENNESSEE STATE Anthony Mason	
				TEXAS D.J. Augustin	
				TEXAS A&M Acie Law	

FRONT OFFICE
BALL OPS
PLAYERS
16-17 REVIEW
HISTORY
RECORDS
PLAYOFFS
NBA
MISC.

CHARLOTTE HORNETS HISTORY

KEY DATES

		1987		
FRONT OFFICE	June 25, 1987	Named Carl Scheer vice president & general manager.		
	October 6, 1987	Named Gene Littles director of player personnel.		
		1988		
BBALL OPS	June 3, 1988	Named Dick Harter head coach.		
	June 14, 1988	Named Ed Badger assistant coach/director of basketball administration.		
	June 22, 1988	Added assistant coach to the duties of director of player personnel Gene Littles		
PLAYERS	June 23, 1988	Selected 11 players in the 1988 Expansion Draft, including: Tyrone "Muggsy" Bogues (Washington), Michael Brooks (Denver), Mike Brown (Chicago), Dell Curry (Cleveland), Ricky Green (Utah), Michael Holton (Portland), Dave Hoppen (Golden State), Ralph Lewis (Detroit), Bernard Thompson (Phoenix), Sedric Toney (New York) and Clinton Wheeler (Indiana).		
	June 23, 1988	Acquired forward Kelly Tripucka from Utah in exchange for Mike Brown.		
	June 28, 1988	Selected guard Rex Chapman with the eighth overall pick, forward Tom Tolbert with the 34th overall pick and forward Jeff Moore with the 58th overall pick in the 1988 NBA Draft.		
	July 18, 1988	Acquired guard/forward Robert Reid and a 1990 second-round draft pick from Houston in exchange for Bernard Thompson.		
	July 20, 1988	Signed forward/center Earl Cureton.		
	July 28, 1988	Signed forward Kurt Rambis.		
	July 29, 1988	Signed expansion draft selection Ralph Lewis.		
	August 17, 1988	Signed center Tim Kempton and third-round draft pick Jeff Moore and picked up the option on the contract of Michael Holton.		
	September 1, 1988	Signed second-round draft pick Tom Tolbert.		
	October 6, 1988	Signed forward Brian Rowsom.		
RECORDS	October 12, 1988	Signed first-round draft pick Rex Chapman.		
	December 29, 1988	Waived forward Tom Tolbert.		
			1989	
	February 22, 1989	Waived guard Rickey Green.		
	March 27, 1989	Signed guard Sidney Lowe to a 10-day contract.		
	March 29, 1989	Signed center Greg Kite and waived guard Ralph Lewis.		
	April 5, 1989	Signed guard Sidney Lowe to a second 10-day contract.		
	April 16, 1989	Signed guard Sidney Lowe for the remainder of the season.		
	June 27, 1989	Selected forward/center J.R. Reid with the fifth overall pick and forward Dyron Nix with the 29th overall pick in the 1989 NBA Draft, then traded the rights to Nix to Indiana in exchange for center Stuart Gray.		
	June 29, 1989	Re-signed forward Brian Rowsom.		
PLAYOFFS	August 8, 1989	Re-signed center Dave Hoppen.		
	August 17, 1989	Re-signed guard Michael Holton.		
	September 11, 1989	Acquired a 1991 second-round draft pick from Denver in exchange for center Tim Kempton.		
	September 11, 1989	Signed guard Jerry Sichting.		
	September 28, 1989	Signed forwards Terry Dozier and Kenny Gattison.		
	October 4, 1989	Signed first-round draft pick J.R. Reid.		
	October 17, 1989	Acquired forward Richard Anderson from Portland in exchange for guard/forward Robert Reid.		
	October 19, 1989	Waived forward Kenny Gattison.		
	October 31, 1989	Waived forward/center Earl Cureton and guard Andre Turner.		
	November 23, 1989	Signed guard Andre Turner and waived forward Terry Dozier.		
NBA	December 2, 1989	Signed forward Kenny Gattison.		
	December 13, 1989	Signed guard/forward Robert Reid and waived guard Andre Turner.		
	December 13, 1989	Acquired forward Armon Gilliam from Phoenix in exchange for forward Kurt Rambis, a 1990 second-round draft pick and the worse of Charlotte's or Denver's 1991 second-round draft pick.		
MISC.	January 31, 1990	Relieved Dick Harter of his duties as head coach and named Gene Littles interim head coach.		

HISTORY

KEY DATES

1990	
February 22, 1990	Acquired a 1991 second-round draft pick from New York in exchange for center Stuart Gray, then traded the pick to Cleveland in exchange for forward Randolph Keys.
February 22, 1990	Waived guard Jerry Sichting.
March 13, 1990	Signed guard Michael Williams to a 10-day contract.
March 23, 1990	Signed guard Michael Williams to a second 10-day contract.
March 26, 1990	Announced the resignation of Carl Scheer as president & general manager
April 2, 1990	Signed guard Michael Williams for the remainder of the season.
April 5, 1990	Removed the interim title and named Gene Littles head coach.
April 13, 1990	Signed guard Ralph Lewis.
April 23, 1990	Named Allan Bristow vice president of basketball.
June 28, 1990	Drafted guard Kendall Gill with the fifth overall pick and center Steve Scheffler with the 39th overall pick in the 1990 NBA Draft.
July 5, 1990	Named Dave Twardzik director of scouting and assistant coach.
July 13, 1990	Extended an offer sheet to restricted free agent forward Johnny Newman.
July 16, 1990	Re-signed forward Kenny Gattison.
July 26, 1990	Signed second-round draft pick Steve Scheffler.
July 27, 1990	Signed center Doug Roth.
July 28, 1990	Signed restricted free agent Johnny Newman after New York did not match the offer sheet.
August 1, 1990	Signed Muggsy Bogues to a contract extension.
August 29, 1990	Named Tom Nissalke assistant coach.
September 5, 1990	Waived forward Brian Rowsom.
September 10, 1990	Signed guard Jim Les.
October 3, 1990	Signed forward Mel McCants and guard Andre Turner.
October 10, 1990	Signed first-round draft pick Kendall Gill.
October 10, 1990	Waived forward Mel McCants and center Doug Roth.
October 23, 1990	Waived guards Andre Turner and Jim Les.
October 30, 1990	Waived guard Michael Holton and forward Richard Anderson.
1991	
January 4, 1991	Acquired center Mike Gminski from Philadelphia in exchange for forward Armon Gilliam and center Dave Hoppen.
January 14, 1991	Signed forward/center Earl Cureton to a 10-day contract.
January 21, 1991	Signed guard Scott Haffner and forward Jeff Sanders to 10-day contracts.
January 29, 1991	Acquired center Eric Leckner from Sacramento in exchange for a 1993 second-round draft pick and future considerations.
January 31, 1991	Signed guard Scott Haffner to a second 10-day contract.
February 11, 1991	Signed guard Scott Haffner for the remainder of the season.
May 5, 1991	Announced the resignation of assistant coach Tom Nissalke.
May 31, 1991	Waived center Steve Scheffler.
June 26, 1991	Selected forward Larry Johnson with the first overall pick and forward Kevin Lynch with the 28th overall pick in the 1991 NBA Draft.
July 12, 1991	Waived forward Randolph Keys.
July 23, 1991	Announced a restructuring of the basketball staff, naming Allan Bristow head coach, Dave Twardzik director of player personnel and Gene Littles vice president and special assistant to the president.
August 7, 1991	Named Bill Hanzlik assistant coach.
August 11, 1991	Named T.R. Dunn assistant coach.
September 5, 1991	Signed guard Rex Chapman to a contract extension.
September 17, 1991	Signed guard John Crotty.
October 1, 1991	Signed forward Anthony Frederick and guard Byron Dinkins.

FRONT OFFICE

BALL OPS

PLAYERS

16-17 REVIEW

HISTORY

RECORDS

PLAYOFFS

NBA

MISC.

CHARLOTTE HORNETS KEY DATES

KEY DATES

	FRONT OFFICE	BBALL OPS	PLAYERS	16-17 REVIEW	HISTORY	RECORDS	PLAYOFFS	NBA	MISC.
	October 3, 1991								
	October 3, 1991								
	October 11, 1991								
	October 29, 1991								
	October 30, 1991								
	October 31, 1991								
	December 5, 1991								
	December 9, 1991								
	December 10, 1991								
	December 30, 1991								
	1992								
	January 7, 1992								
	January 10, 1992								
	January 20, 1992								
	February 14, 1992								
	February 19, 1992								
	February 20, 1992								
	June 24, 1992								
	July 9, 1992								
	August 27, 1992								
	September 2, 1992								
	September 21, 1992								
	September 23, 1992								
	October 6, 1992								
	October 9, 1992								
	October 26, 1992								
	November 2, 1992								
	November 12, 1992								
	November 18, 1992								
	December 9, 1992								
	December 24, 1992								
	1993								
	January 26, 1993								
	June 30, 1993								
	July 10, 1993								
	August 28, 1993								
	September 1, 1993								
	September 3, 1993								
	September 7, 1993								
	September 23, 1993								
	October 5, 1993								
	October 6, 1993								
	October 25, 1993								

KEY DATES

KEY DATES

November 2, 1993	Waived guard Kelsey Weems.	FRONT OFFICE
November 4, 1993	Waived guard Shawn McDaniel.	
November 5, 1993	Signed guard Steve Henson and waived forward Kevin Lynch.	
November 22, 1993	Waived guard Steve Henson.	
December 10, 1993	Acquired guard Rumeal Robinson from New Jersey in exchange for guard Johnny Newman.	
1994		
January 1, 1994	Signed forward Lorenzo Williams.	BALL OPS
January 4, 1994	Waived forward Lorenzo Williams.	
February 1, 1994	Signed forward/center Marty Conlon to a 10-day contract.	
February 15, 1994	Signed forward/center Marty Conlon to a second 10-day contract.	PLAYERS
February 16, 1994	Signed center Tim Kempton to a 10-day contract.	
February 24, 1994	Acquired forward Frank Brickowski from Milwaukee in exchange for center Mike Gminski and a conditional first-round draft pick.	
February 25, 1994	Signed forward/center Marty Conlon for the remainder of the season and signed center Tim Kempton to a second 10-day contract.	
March 22, 1994	Waived forward/center Marty Conlon.	16-17 REVIEW
June 22, 1994	Named John Bach assistant coach.	
June 29, 1994	Selected forward Darrin Hancock with the 38th overall pick in the 1994 NBA Draft.	
August 2, 1994	Acquired guard Michael Adams from Washington in exchange for second-round draft picks in 1996 and 1997.	
August 4, 1994	Signed center Robert Parish.	HISTORY
August 30, 1994	Signed second-round draft pick Darrin Hancock.	
October 6, 1994	Signed guards James Blackwell and Terry Boyd, forwards Thomas Elliott and Emmett Hall and centers Chad Gallagher and Brett Szabo.	
October 7, 1994	Signed forward Tom Tolbert.	
October 13, 1994	Waived guard Terry Boyd.	RECORDS
November 1, 1994	Waived guard James Blackwell, forwards Thomas Elliott and Emmett Hall and centers Chad Gallagher and Brett Szabo.	
November 2, 1994	Signed forward Joe Courtney.	
November 3, 1994	Signed forward Joe Wolf.	
November 16, 1994	Signed guard Greg Sutton and waived forward Joe Courtney.	PLAYOFFS
November 30, 1994	Signed guard James Blackwell.	
December 17, 1994	Waived guard James Blackwell.	
1995		
April 15, 1995	Waived forward Tom Tolbert.	NBA
June 13, 1995	Named Bob Bass vice president of basketball operations.	
June 24, 1995	The Vancouver Grizzlies selected forward Kenny Gattison in 1995 NBA Expansion Draft.	
June 27, 1995	Acquired guard Kendall Gill from Seattle in exchange for guard Hersey Hawkins and guard/forward David Wingate.	
June 28, 1995	Selected center George Zidek with the 22nd overall pick in the 1995 NBA Draft.	MISC.
September 26, 1995	Signed first-round draft pick George Zidek.	
September 27, 1995	Signed forward Rafael Addison.	
October 3, 1995	Signed guard Pete Myers.	
October 4, 1995	Re-signed guard Greg Sutton and forward Joe Wolf and signed guards Corey Beck and Negele Knight.	
October 5, 1995	Signed guards Duane Cooper and Dave Johnson.	
October 10, 1995	Exercised the right of first refusal and assumed the contract that Minnesota offered restricted free agent forward/center LeRon Ellis.	
October 19, 1995	Waived guards Duane Cooper and Dave Johnson.	
October 24, 1995	Waived guard Negele Knight.	
November 2, 1995	Waived guard Corey Beck.	

CHARLOTTE HORNETS KEY DATES

KEY DATES

		1996	
FRONT OFFICE	November 3, 1995	Acquired guard/forward Glen Rice, guard Khalid Reeves, center Matt Geiger and a 1996 first-round draft pick from Miami in exchange for center Alonzo Mourning, forward/center LeRon Ellis and guard Pete Myers.	
	November 4, 1995	Waived forward Joe Wolf.	
	December 23, 1995	Signed guard Corey Beck.	
		1996	
BBALL OPS	January 4, 1996	Waived guard Greg Sutton.	
	January 5, 1996	Waived guard Corey Beck.	
	January 19, 1996	Acquired guard Kenny Anderson and forward Gerald Glass from New Jersey in exchange for guards Kendall Gill and Khalid Reeves.	
	January 22, 1996	Signed guard Anthony Goldwire to a 10-day contract.	
	January 31, 1996	Signed guard Anthony Goldwire for the remainder of the season.	
PLAYERS	February 16, 1996	Signed guard Pete Myers.	
	February 22, 1996	Waived forward Gerald Glass.	
	February 23, 1996	Signed center Donald Hodge to a 10-day contract.	
16-17 REVIEW	April 23, 1996	Announced that Allan Bristow would not return as head coach for the 1996-97 season.	
	May 29, 1996	Named Dave Cowens head coach.	
	June 10, 1996	Retained T.R. Dunn as assistant coach.	
	June 26, 1996	Selected guard Kobe Bryant with the 13th overall pick, guard Tony Delk with the 16th overall pick and forward Malik Rose with the 44th overall pick in the 1996 NBA Draft.	
	July 9, 1996	Named Lee Rose assistant coach.	
	July 11, 1996	Acquired center Vlade Divac from the Los Angeles Lakers in exchange for the rights to guard Kobe Bryant.	
	July 14, 1996	Acquired forwards Anthony Mason and Brad Lohaus from New York in exchange for forward Larry Johnson.	
	July 24, 1996	Signed first-round draft pick Tony Delk.	
	August 12, 1996	Named Mark Osowski assistant coach.	
	September 3, 1996	Signed forward Ochiel Swaby.	
RECORDS	September 24, 1996	Signed forwards Jerrod Mustaf and Carlos Strong.	
	September 26, 1996	Signed second-round draft pick Malik Rose.	
	September 27, 1996	Waived forward Jerrod Mustaf.	
	October 3, 1996	Signed forward Bob McCann.	
	October 20, 1996	Signed guard Tony Smith.	
	October 22, 1996	Waived forward Ochiel Swaby.	
	October 24, 1996	Waived forward Bob McCann.	
	October 31, 1996	Waived forward Brad Lohaus.	
		1997	
PLAYOFFS	January 3, 1997	Signed forward Jamie Feick to a 10-day contract.	
	January 16, 1997	Signed forward Jamie Feick to a second 10-day contract.	
	January 28, 1997	Signed center Eric Leckner to a 10-day contract.	
	January 30, 1997	Signed forward Tom Chambers and waived forward Carlos Strong and center Eric Leckner.	
	February 20, 1997	Acquired forward Donald Royal from Golden State in exchange for forward Scott Burrell.	
NBA	February 20, 1997	Acquired guard Ricky Pierce from Denver in exchange for center George Zidek and guard Anthony Goldwire.	
	April 8, 1997	Waived forward Tom Chambers.	
	May 21, 1997	Exercised the option on the contract of Dell Curry for the 1997-98 season.	
	June 19, 1997	Declined the option on the contract of guard Tony Smith for the 1997-98 season.	
	July 1, 1997	Signed guard David Wesley.	
	July 16, 1997	Signed free agent forward/center J.R. Reid.	
	July 18, 1997	Named Paul Silas assistant coach.	
MISC.	August 19, 1997	Signed guard Bobby Phills and waived guard Ricky Pierce.	
	August 22, 1997	Signed center Nate Wilbourne.	

KEY DATES

KEY DATES

September 8, 1997	Promoted Bob Bass to executive vice president of basketball operations	FRONT OFFICE
September 10, 1997	Signed forwards Travis Williams and Tony Farmer.	
September 12, 1997	Signed guard Darnell Mee.	
October 2, 1997	Signed guard Corey Beck and forward Junior Burrough.	
October 12, 1997	Waived forward Junior Burrough and center Nate Wilbourne.	
October 28, 1997	Waived guard Darnell Mee.	
November 7, 1997	Acquired guard B.J. Armstrong from Golden State in exchange for guards Muggsy Bogues and Tony Delk.	
1998		
January 15, 1998	Signed forward Donald Royal to a 10-day contract.	BALL OPS
January 22, 1998	Signed center Michael McDonald to a 10-day contract.	
January 25, 1998	Signed forward Donald Royal to a second 10-day contract.	
February 2, 1998	Signed guard Jeff Grayer to a 10-day contract.	
February 3, 1998	Signed guard Vernon Maxwell to a 10-day contract.	
February 4, 1998	Signed forward Donald Royal for the remainder of the season.	
February 13, 1998	Signed guard Vernon Maxwell for the remainder of the season.	
March 24, 1998	Waived forward Tony Farmer.	PLAYERS
June 24, 1998	Selected guard/forward Ricky Davis with the 21st overall pick and center Andrew Betts with the 50th overall pick in the 1998 NBA Draft.	
1999		
January 21, 1999	Signed forwards Derrick Coleman, Travis Williams and Chucky Brown, guards Eldridge Recasner, Percy Miller and Melvin Watson and centers Brad Miller and Charles Shackleford.	16-17 REVIEW
January 26, 1999	Signed forward Chuck Person.	
February 1, 1999	Waived guards Percy Miller and Melvin Watson.	HISTORY
February 3, 1999	Signed forward Joe Wolf.	
February 28, 1999	Signed guard/forward Willie Burton and waived forward Travis Williams.	
March 7, 1999	Announced the resignation of Dave Cowens as head coach.	RECORDS
March 8, 1999	Named Paul Silas interim head coach.	
March 8, 1999	Waived guard/forward Willie Burton.	
March 10, 1999	Acquired guard Eddie Jones and center Elden Campbell from the Los Angeles Lakers in exchange for guard B.J. Armstrong, forward/center J.R. Reid and forward Glen Rice.	PLAYOFFS
March 10, 1999	Signed forward Travis Williams to a 10-day contract and waived forward Joe Wolf.	
March 16, 1999	Waived forward Travis Williams.	
March 17, 1999	Signed guard Corey Beck to a 10-day contract.	NBA
March 27, 1999	Signed guard Corey Beck to a second 10-day contract.	
April 6, 1999	Signed guard Corey Beck for the remainder of the season.	
May 11, 1999	Removed the interim title and named Paul Silas head coach.	MISC.
May 28, 1999	Named Jerry Eaves assistant coach.	
June 30, 1999	Selected guard Baron Davis with the third overall pick and forward Lee Nailon with the 43rd overall pick in the 1999 NBA Draft.	
July 26, 1999	Signed first-round draft pick Baron Davis.	
August 11, 1999	Signed forward Eddie Robinson.	
August 18, 1999	Signed center Todd Fuller.	
October 4, 1999	Signed guard Jason Miskiri and forwards Tyrone Grant and Derek Hood.	
November 8, 1999	Waived guard Jason Miskiri.	
November 9, 1999	Signed guard Michael Hawkins.	
November 18, 1999	Waived forward Tyrone Grant.	
November 23, 1999	Waived forward Derek Hood.	

CHARLOTTE HORNETS KEY DATES

KEY DATES	
	2000
FRONT OFFICE	January 12, 2000 Guard Bobby Phills was killed in an automobile accident.
	January 19, 2000 Acquired forward Dale Ellis from Milwaukee in exchange for second-round draft picks in 2000 and 2002.
	February 9, 2000 Claimed forward Chucky Brown off waivers.
	February 9, 2000 Retired jersey No. 13 in honor of guard Bobby Phills.
BBALL OPS	June 5, 2000 Promoted Jeff Bower from director of scouting to assistant general manager and Stephen Silas from advance scout to assistant coach.
	June 28, 2000 Selected center Jamaal Magloire with the 19th overall pick in the 2000 NBA Draft.
	July 18, 2000 Signed first-round draft pick Jamaal Magloire.
PLAYERS	August 1, 2000 Acquired forwards Jamal Mashburn, P.J. Brown, Otis Thorpe and Tim James and guard/forward Rodney Buford from Miami in exchange for guard Eddie Jones, guard/forward Ricky Davis and forwards Dale Ellis and Anthony Mason.
	August 18, 2000 Signed 1999 second-round draft pick Lee Nailon.
	August 21, 2000 Signed forward Darrin Hancock.
	September 21, 2000 Signed guard Hersey Hawkins.
	October 2, 2000 Signed forwards Caswell Cyrus and Terrance Roberson and waived guard/forward Rodney Buford.
	October 16, 2000 Waived forwards Caswell Cyrus and Darrin Hancock.
	November 6, 2000 Signed forward Jamal Mashburn to a contract extension.
16-17 REVIEW	December 19, 2000 Waived forward Terrance Roberson.
	2001
HISTORY	January 26, 2001 Signed guard Doug Overton to a 10-day contract.
	April 10, 2001 Signed forward Scott Burrell.
	June 1, 2001 Picked up the fourth year team option on the contract of guard Baron Davis.
	June 4, 2001 Promoted Jeff Bower from assistant general manager to general manager.
	June 14, 2001 Acquired the rights to center Roberto Duenas from Chicago in exchange for the 45th overall pick in the 2001 NBA Draft.
	June 27, 2001 Selected forward Kirk Haston with the 16th overall pick in the 2001 NBA Draft.
	July 10, 2001 Signed first-round draft pick Kirk Haston
	July 23, 2001 Picked up the option on the contract of on Paul Silas.
	July 23, 2001 Named Bob Donewald Jr. assistant coach.
	July 24, 2001 Signed guard Bryce Drew.
RECORDS	July 25, 2001 Signed forward Stacey Augmon.
	July 27, 2001 Signed David Wesley to a contract extension.
	July 30, 2001 Named Brian Hill assistant coach.
	August 13, 2001 Signed forward Matt Bullard.
PLAYOFFS	August 27, 2001 Signed center Lorenzo Coleman.
	August 29, 2001 Signed guard Cory Hightower.
	September 28, 2001 Re-signed forward Lee Nailon.
	October 2, 2001 Signed guard Ricky Moore.
	October 4, 2001 Waived center Lorenzo Coleman and guard Cory Hightower.
NBA	October 23, 2001 Waived guard Ricky Moore.
	October 25, 2001 Acquired forwards George Lynch, Robert Traylor and Jerome Moiso from Philadelphia and forward Chris Porter from Golden State in exchange for sending forward Derrick Coleman to Philadelphia in a three-team, eight-player trade.
	October 26, 2001 Waived forward Chris Porter.
MISC.	October 29, 2001 Waived forward Tim James.
	November 19, 2001 Waived guard Eldridge Recasner.

KEY DATES

KEY DATES

2003	
October 16, 2003	Named Bernie Bickerstaff general manager and head coach, Karl Hicks assistant general manager, Gary Brokaw director of player personnel, Tim Shea director of international scouting, Kenny Williamson director of scouting and Frank Ross scout.
2004	
April 2, 2004	Named Gary Kloppenburg and John Outlaw assistant coaches, Drew Perry video coordinator and Mark Coffelt assistant athletic trainer/equipment manager.
May 26, 2004	Named Sam Mitchell lead assistant coach.
June 9, 2004	Named John-Blair Bickerstaff assistant coach and Joe Sharpe head athletic trainer.
June 21, 2004	Acquired the second overall pick in the 2004 NBA Draft from the Los Angeles Clippers and agreed to select forward Predrag Drobnjak in the Expansion Selection on June 22, in exchange for the fourth overall pick and 33rd overall selection in the 2004 NBA Draft.
June 22, 2004	Selected 19 players in the Charlotte Expansion Selection, including 10 players under contract and nine restricted free agents. Players under contract selected include Primoz Brezec (Indiana), Brandon Hunter (Boston), Jason Kapono (Cleveland), Zaza Pachulia (Orlando), Aleksandar Pavlovic (Utah), Jamal Sampson (L.A. Lakers), Theron Smith (Memphis), Gerald Wallace (Sacramento) and Jahidi White (Phoenix). Restricted free agents selected include Lonny Baxter (Washington), J.R. Bremer (Golden State), Maurice Carter (New Orleans), Desmond Ferguson (Portland), Marcus Fizer (Chicago), Richie Frahm (Seattle), Tamar Slay (New Jersey), Jeff Trepagnier (Denver) and Loren Woods (Miami).
June 23, 2004	Acquired the 45th overall pick in the 2004 NBA Draft from Milwaukee in exchange for Zaza Pachulia.
June 23, 2004	Acquired a future first-round pick from Cleveland in exchange for Aleksandar Pavlovic.
June 24, 2004	Selected forward/center Emeka Okafor with the second overall pick and guard Bernard Robinson with the 45th overall pick in the 2004 NBA Draft.
June 29, 2004	Named Gary Brokaw assistant coach.
July 9, 2004	Named Jeff Capel assistant coach.
July 14, 2004	Signed guard Jason Hart and forward Tamar Slay.
July 14, 2004	Acquired forward Melvin Ely and guard Eddie House from the Los Angeles Clippers in exchange for second-round picks in the 2005 and 2006 NBA Drafts.
July 26, 2004	Signed first-round draft pick Emeka Okafor.
July 28, 2004	Signed second-round draft pick Bernard Robinson.
August 16, 2004	Acquired a second-round pick in the 2005 NBA Draft from Atlanta in exchange for forward/center Predrag Drobnjak.
August 31, 2004	Signed guard Brevin Knight.
September 16, 2004	Signed guard Steve Smith.
September 21, 2004	Exercised the contract option on forward Melvin Ely.
September 30, 2004	Signed center Primoz Brezec to a multi-year contract extension.
November 1, 2004	Acquired guard Keith Bogans from Orlando in exchange for forward Brandon Hunter.
December 4, 2004	Waived guard Eddie House.
December 6, 2004	Acquired guard Kareem Rush from the Los Angeles Lakers in exchange for two second-round draft picks.
2005	
February 23, 2005	Signed guard Matt Carroll from the Roanoke Dazzle of the National Basketball Development League.
February 24, 2005	Gained Cleveland's first-round pick in the 2005 NBA Draft. When Charlotte acquired a first-round pick from Phoenix via Cleveland through the Expansion Selection, the Cavaliers were permitted to keep the pick if it fell within certain draft positions. Cleveland now removes all restrictions on the pick, giving the selection to Charlotte.
February 24, 2005	Acquired forward Malik Allen and cash considerations from Miami in exchange for guard Steve Smith.
February 28, 2005	Signed guard Cory Alexander from the Roanoke Dazzle of the National Basketball Development League and waived center Jahidi White.
June 27, 2005	Extended qualifying offers to forward Gerald Wallace, forward Jason Kapono, guard Keith Bogans and guard Matt Carroll and exercised the fourth-year option on the contract of forward/center Emeka Okafor.
June 28, 2005	Selected guard Raymond Felton with the fifth overall pick and forward Sean May with the 13th selection in the 2005 NBA Draft.
July 7, 2005	Signed first-round draft picks Raymond Felton and Sean May.

FRONT OFFICE

BALL OPS

PLAYERS

16/17 REVIEW

HISTORY

RECORDS

PLAYOFFS

NBA

MISC.

CHARLOTTE HORNETS KEY DATES

KEY DATES

FRONT OFFICE	August 2, 2005	Acquired forward/center Jake Voskuhl from Phoenix in exchange for a conditional 2007 second-round draft pick.
	August 9, 2005	Signed guard/forward Alan Anderson.
	August 12, 2005	Re-signed guard Kareem Rush.
	August 19, 2005	Re-signed guard Brevin Knight.
	August 31, 2005	Re-signed guard Matt Carroll and signed guard Kevin Burleson.
BBALL OPS	September 27, 2005	Re-signed forward Gerald Wallace.
	September 30, 2005	Re-signed guard Keith Bogans.
	October 26, 2005	Acquired forward Jumaine Jones from the Los Angeles Lakers in exchange for a future second-round pick.
2006		
PLAYERS	February 9, 2006	Acquired forward Lonny Baxter from Houston in exchange for guard Keith Bogans.
	April 1, 2006	Released guard Kareem Rush.
	May 2, 2006	Picked up team options on guard Matt Carroll and guard/forward Alan Anderson for the 2006-07 season.
	June 24, 2006	Exercised third-year options on the contracts of Raymond Felton and Sean May.
	June 28, 2006	Selected forward Adam Morrison with the third overall pick and center Ryan Hollins with the 50th pick in of the 2006 NBA Draft.
16-17 REVIEW	July 6, 2006	Signed first-round draft pick Adam Morrison.
	July 19, 2006	Signed forward Othella Harrington.
	July 28, 2006	Re-signed forward Bernard Robinson.
	July 31, 2006	Signed second-round draft pick Ryan Hollins.
	August 14, 2006	Re-signed center Jake Voskuhl.
HISTORY	September 11, 2006	Signed forward Walter Herrmann.
	November 17, 2006	Waived guard/forward Alan Anderson.
	November 22, 2006	Allocated center Ryan Hollins to their D-League affiliate, the Fort Worth Flyers.
	November 28, 2006	Signed guard Derek Anderson.
	December 18, 2006	Recalled Ryan Hollins from the Fort Worth Flyers.
2007		
RECORDS	January 3, 2007	Acquired guard Jeff McInnis from New Jersey in exchange for forward Bernard Robinson.
	February 13, 2007	Acquired forward Eric Williams, a 2009 second-round draft pick and cash considerations from San Antonio in exchange for forward Melvin Ely.
	March 16, 2007	Waived forward Eric Williams.
	May 31, 2007	Named Rod Higgins general manager.
	June 7, 2007	Named Phil Ford, Lee Rose and Jeff Capel assistant coaches.
PLAYOFFS	June 18, 2007	Named Buzz Peterson director of player personnel and Dell Curry and Paul Mokeski assistant coaches.
	June 28, 2007	Acquired guard Jason Richardson and the draft rights to forward Jermareo Davidson (36th overall selection) from Golden State in exchange for the draft rights to forward Brandon Wright (eighth overall pick), and selected forward Jared Dudley with the 22nd overall pick.
	June 29, 2007	Waived guard Brevin Knight.
	July 2, 2007	Signed first-round draft pick Jared Dudley.
	July 17, 2007	Re-signed guard Matt Carroll.
NBA	July 19, 2007	Re-signed forward Gerald Wallace.
	July 26, 2007	Signed second-round draft pick Jermareo Davidson.
	August 29, 2007	Re-signed guard Jeff McInnis.
	September 21, 2007	Named Scott Howard director of scouting, Rich Sheubrooks director of global scouting and Darrel Johnson, Dennis Nutt and Jim Thrash scouts.
	September 26, 2007	Named Mike Sanders assistant coach and Dell Curry and Muggsy Bogues team ambassadors.
MISC.	October 1, 2007	Re-signed guard Derek Anderson.
	December 4, 2007	Extended an offer sheet to restricted free agent forward Anderson Varejao that was matched by the Cavaliers.

KEY DATES

KEY DATES

2008	
January 24, 2008	Allocated forward Jermareo Davidson to their D-League affiliate, the Sioux Falls Skyforce.
January 31, 2008	Signed free agent guard Earl Boykins.
February 8, 2008	Recalled Jermareo Davidson from the Sioux Falls Skyforce.
February 29, 2008	Waive guard Jeff McInnis.
April 26, 2008	Relieved Sam Vincent of his duties as head coach.
April 29, 2008	Named Larry Brown head coach.
June 4, 2008	Named Dave Hanners, Phil Ford and Jeff Capel assistant coaches, Steve Stricker head athletic trainer and LaSalle Thompson strength and conditioning coach.
June 25, 2008	Acquired the 20th overall pick in the 2008 NBA Draft from Denver in exchange for a future protected first-round pick.
June 26, 2008	Selected guard D.J. Augustin with the ninth overall pick, center Alexis Ajinca with the 20th overall pick and guard Kyle Weaver with the 38th overall pick in the 2008 NBA Draft
July 6, 2008	Named Herb Brown assistant coach.
July 7, 2008	Signed first-round draft picks D.J. Augustin and Alexis Ajinca.
July 25, 2008	Re-signed center Ryan Hollins.
July 31, 2008	Re-signed forward/center Emeka Okafor.
August 6, 2008	Signed guard Shannon Brown.
August 11, 2008	Acquired a second-round pick in the 2009 NBA Draft from Oklahoma City in exchange for the draft rights to guard Kyle Weaver.
September 24, 2008	Extended an offer sheet to restricted free agent forward Carl Landry that was matched by the Rockets.
September 27, 2008	Signed forward Andre Brown, guard Donell Taylor and forward Marcus Williams.
October 14, 2008	Waived guard Donell Taylor and forward Marcus Williams.
October 16, 2008	Signed forward Justin Williams.
October 23, 2008	Waived forward Justin Williams.
October 27, 2008	Waived forward Jermareo Davidson.
October 28, 2008	Signed forward Linton Johnson III.
November 19, 2008	Waived forwards Andre Brown and Linton Johnson III.
November 24, 2008	Signed forward Dwayne Jones.
December 10, 2008	Acquired guard Raja Bell, forward Boris Diaw and guard Sean Singletary from Phoenix in exchange for forward Jared Dudley and guard Jason Richardson.
December 12, 2008	Signed forward Juwan Howard and waived forward Dwayne Jones.
2009	
January 16, 2009	Acquired center DeSagana Diop from Dallas in exchange for guard Matt Carroll and center Ryan Hollins.
January 29, 2009	Signed forward Cartier Martin to a 10-day contract.
February 7, 2009	Acquired forward Vladimir Radmanovic from the L.A. Lakers in exchange for forward Adam Morrison and guard Shannon Brown.
February 8, 2009	Signed forward Cartier Martin to a second 10-day contract.
February 18, 2009	Signed forward Cartier Martin for the remainder of the season.
March 9, 2009	Assigned Alexis Ajinca and Sean Singletary to the D-League Sioux Falls Skyforce.
March 11, 2009	Signed guard Dontell Jefferson to a 10-day contract.
March 21, 2009	Signed guard Dontell Jefferson to a second 10-day contract.
March 31, 2009	Signed guard Dontell Jefferson for the remainder of the season.
June 23, 2009	Extended a qualifying offer to guard Raymond Felton, making him a restricted free agent.
June 25, 2009	Selected Gerald Henderson with the 12th overall pick, Derrick Brown with the 40th overall pick and Robert Vaden with the 54th overall pick in the 2009 NBA Draft. Traded the rights to Vaden to Oklahoma City in exchange for cash considerations.
July 8, 2009	Signed first-round draft pick Gerald Henderson.
July 13, 2009	Signed second-round draft pick Derrick Brown.

FRONT OFFICE

BALL OPS

PLAYERS

16-17 REVIEW

HISTORY

RECORDS

PLAYOFFS

NBA

MISC.

CHARLOTTE HORNETS KEY DATES

KEY DATES

FRONT OFFICE	July 28, 2009	Acquired center Tyson Chandler from New Orleans in exchange for forward/center Emeka Okafor.		
	September 25, 2009	Signed guards Ronald "Flip" Murray and Antonio Anderson.		
	September 28, 2009	Signed forward Stephen Graham.		
	October 6, 2009	Exercised the third-year option on the contract of D.J. Augustin.		
	October 22, 2009	Waived guards Antonio Anderson and Dontell Jefferson.		
	October 29, 2009	Exercised the third-year option on the contract of Alexis Ajinca.		
	November 16, 2009	Acquired guards Stephen Jackson and Acie Law from Golden State in exchange for guard Raja Bell and forward Vladimir Radmanovic.		
	November 30, 2009	Assigned Alexis Ajinca to the Maine Red Claws of the NBA D-League.		
	2010			
	BBALL OPS	February 2, 2010	Recalled Alexis Ajinca from the Maine Red Claws of the NBA D-League.	
February 18, 2010		Acquired center Theo Ratliff from San Antonio in exchange for a protected second-round draft pick in 2016.		
February 18, 2010		Acquired forward Tyrus Thomas from Chicago in exchange for Acie Law, Ronald "Flip" Murray and a future first-round draft pick.		
March 13, 2010		Signed guard/forward Larry Hughes.		
June 25, 2010		Extended a qualifying offer to Tyrus Thomas, making him a restricted free agent.		
July 12, 2010		Re-signed forward Tyrus Thomas.		
July 13, 2010		Acquired guard Matt Carroll, center Erick Dampier and forward Eduardo Najera from Dallas in exchange for centers Tyson Chandler and Alexis Ajinca.		
July 20, 2010		Signed guard Shaun Livingston.		
July 22, 2010		Signed forward Dominic McGuire.		
August 6, 2010		Signed guard Sherron Collins.		
PLAYERS	August 24, 2010	Signed center Kwame Brown.		
	September 14, 2010	Waived center Erick Dampier.		
	September 27, 2010	Signed guard Javaris Crittenton and forward Darius Miles.		
	September 28, 2010	Signed center Matt Rogers.		
	October 15, 2010	Waived guard Javaris Crittenton.		
	October 21, 2010	Waived forward Darius Miles and center Matt Rogers.		
	December 9, 2010	Assigned guard Sherron Collins to the Maine Red Claws of the NBA D-League.		
	December 21, 2010	Recalled guard Sherron Collins from the Maine Red Claws of the NBA D-League.		
	December 22, 2010	Announced Head Coach Larry Brown is stepping down and named Paul Silas interim head coach.		
	December 26, 2010	Named Ralph Lewis, Charles Oakley and Stephen Silas assistant coaches.		
16-17 REVIEW	2011			
	February 16, 2011	Extended the contract of Paul Silas and removed the interim tag from his title.		
	February 24, 2011	Acquired forward Dante Cunningham, forward Sean Marks, center Joel Przybilla, two first-round draft picks and cash considerations from Portland in exchange for forward Gerald Wallace.		
	February 24, 2011	Acquired guard Morris Peterson and forward DJ White from Oklahoma City in exchange for center Nazr Mohammed.		
	February 24, 2011	Waived forward Derrick Brown, guard Sherron Collins and forward Dominic McGuire.		
	February 28, 2011	Waived guard Morris Peterson.		
	March 3, 2011	Re-signed forward Dominic McGuire and waived forward Sean Marks.		
	March 7, 2011	Signed guard Garrett Temple to a 10-day contract.		
	March 17, 2011	Signed guard Garrett Temple to a second 10-day contract.		
	March 27, 2011	Signed guard Garrett Temple for the remainder of the season.		
HISTORY	June 14, 2011	Promoted Rod Higgins to President of Basketball Operations and named Rich Cho General Manager.		
	June 23, 2011	Selected guard Kemba Walker with the ninth overall pick in the 2011 NBA Draft. Acquired the rights to seventh overall pick Bismack Biyombo from Sacramento and forward Corey Maggette from Milwaukee in exchange for sending guards Stephen Jackson and Shaun Livingston and the draft rights to 19th overall pick Tobias Harris to Milwaukee. Selected center Jeremy Tyler with the 39th overall pick and traded his rights to Golden State in exchange for cash considerations.		
	June 27, 2011	Extended a qualifying offer to Dante Cunningham, making him a restricted free agent.		
	RECORDS	2011		
		February 16, 2011	Extended the contract of Paul Silas and removed the interim tag from his title.	
		February 24, 2011	Acquired forward Dante Cunningham, forward Sean Marks, center Joel Przybilla, two first-round draft picks and cash considerations from Portland in exchange for forward Gerald Wallace.	
		February 24, 2011	Acquired guard Morris Peterson and forward DJ White from Oklahoma City in exchange for center Nazr Mohammed.	
		February 24, 2011	Waived forward Derrick Brown, guard Sherron Collins and forward Dominic McGuire.	
		February 28, 2011	Waived guard Morris Peterson.	
		March 3, 2011	Re-signed forward Dominic McGuire and waived forward Sean Marks.	
March 7, 2011		Signed guard Garrett Temple to a 10-day contract.		
March 17, 2011		Signed guard Garrett Temple to a second 10-day contract.		
March 27, 2011		Signed guard Garrett Temple for the remainder of the season.		
PLAYOFFS	June 14, 2011	Promoted Rod Higgins to President of Basketball Operations and named Rich Cho General Manager.		
	June 23, 2011	Selected guard Kemba Walker with the ninth overall pick in the 2011 NBA Draft. Acquired the rights to seventh overall pick Bismack Biyombo from Sacramento and forward Corey Maggette from Milwaukee in exchange for sending guards Stephen Jackson and Shaun Livingston and the draft rights to 19th overall pick Tobias Harris to Milwaukee. Selected center Jeremy Tyler with the 39th overall pick and traded his rights to Golden State in exchange for cash considerations.		
	June 27, 2011	Extended a qualifying offer to Dante Cunningham, making him a restricted free agent.		
	NBA	2011		
		February 16, 2011	Extended the contract of Paul Silas and removed the interim tag from his title.	
		February 24, 2011	Acquired forward Dante Cunningham, forward Sean Marks, center Joel Przybilla, two first-round draft picks and cash considerations from Portland in exchange for forward Gerald Wallace.	
		February 24, 2011	Acquired guard Morris Peterson and forward DJ White from Oklahoma City in exchange for center Nazr Mohammed.	
		February 24, 2011	Waived forward Derrick Brown, guard Sherron Collins and forward Dominic McGuire.	
		February 28, 2011	Waived guard Morris Peterson.	
		March 3, 2011	Re-signed forward Dominic McGuire and waived forward Sean Marks.	
March 7, 2011		Signed guard Garrett Temple to a 10-day contract.		
March 17, 2011		Signed guard Garrett Temple to a second 10-day contract.		
March 27, 2011		Signed guard Garrett Temple for the remainder of the season.		
MISC.	June 14, 2011	Promoted Rod Higgins to President of Basketball Operations and named Rich Cho General Manager.		
	June 23, 2011	Selected guard Kemba Walker with the ninth overall pick in the 2011 NBA Draft. Acquired the rights to seventh overall pick Bismack Biyombo from Sacramento and forward Corey Maggette from Milwaukee in exchange for sending guards Stephen Jackson and Shaun Livingston and the draft rights to 19th overall pick Tobias Harris to Milwaukee. Selected center Jeremy Tyler with the 39th overall pick and traded his rights to Golden State in exchange for cash considerations.		
	June 27, 2011	Extended a qualifying offer to Dante Cunningham, making him a restricted free agent.		

KEY DATES

KEY DATES

June 28, 2011	Named Rob Werdann assistant coach.	FRONT OFFICE
December 1, 2011	Announced Charles Oakley will not return as an assistant coach.	
December 10, 2011	Signed forward Derrick Brown.	
December 11, 2011	Signed first-round draft pick Kemba Walker.	BALL OPS
December 12, 2011	Signed guard Will Blalock, forward Ronald Dupree, forward Taylor Griffin, forward Ismail Muhammad, forward Durrell Summers and guard Ben Uzoh.	
December 14, 2011	Signed forward/center Melvin Ely.	
December 15, 2011	Signed guard Reggie Williams.	PLAYERS
December 19, 2011	Acquired forward/center Byron Mullens from Oklahoma City in exchange for a 2013 second-round draft pick.	
December 19, 2011	Signed first-round draft pick Bismack Biyombo.	
December 21, 2011	Waived guard Will Blalock, forward Ronald Dupree and forward Ismail Muhammad.	16-17 REVIEW
December 23, 2011	Waived forward/center Melvin Ely, forward Taylor Griffin and forward Durrell Summers.	
December 24, 2011	Waived guard Ben Uzoh.	
December 25, 2011	Claimed guard Cory Higgins off waivers from Denver.	HISTORY
2012		
January 25, 2012	Exercised the fourth-year option on the contract of guard Gerald Henderson.	
March 21, 2012	Waived forward Boris Diaw.	RECORDS
April 15, 2012	Signed forward Jamario Moon.	
April 30, 2012	Announced that Paul Silas will not return as head coach for the 2012-13 season.	
June 20, 2012	Named Mike Dunlap head coach.	PLAYOFFS
June 26, 2012	Acquired guard Ben Gordon and a future first-round draft pick from Detroit in exchange for forward Corey Maggette.	
June 28, 2012	Selected forward Michael Kidd-Gilchrist with the second overall pick and forward Jeffery Taylor with the 31st overall pick in the 2012 NBA Draft.	
June 29, 2012	Extended qualifying offers to guard D.J. Augustin and forward Derrick Brown, making them restricted free agents.	NBA
July 7, 2012	Signed first-round draft pick Michael Kidd-Gilchrist.	
July 8, 2012	Named Rick Brunson assistant coach.	
July 12, 2012	Withdrew the qualifying offer to guard D.J. Augustin.	MISC.
July 13, 2012	Signed second-round draft pick Jeffery Taylor.	
July 13, 2012	Signed guard Ramon Sessions.	
July 14, 2012	Awarded center Brendan Haywood off waivers from Dallas after he was designated by the Mavericks as the team's amnesty player.	
July 18, 2012	Withdrew the qualifying offer to forward Derrick Brown.	
August 27, 2012	Named Dan Leibovitz and Brian Winters assistant coaches.	
September 6, 2012	Re-signed guard Cory Higgins.	
September 25, 2012	Signed forward Jeff Adrien, guard Paris Horne, forward Josh Owens and forward DeJuan Summers.	
October 6, 2012	Waived forward Jeff Adrien and guard Paris Horne.	
October 26, 2012	Exercised the third-year options on the contracts of forward Bismack Biyombo and guard Kemba Walker.	
October 27, 2012	Waived forward Josh Owens and forward DeJuan Summers.	
November 13, 2012	Acquired forward Hakim Warrick from New Orleans in exchange for guard Matt Carroll.	
December 9, 2012	Signed forward Jeff Adrien and waived guard Cory Higgins.	
2013		
February 21, 2013	Acquired forward Josh McRoberts from the Orlando Magic in exchange for forward Hakim Warrick.	
March 14, 2013	Signed guard Jannero Pargo to a 10-day contract.	
March 24, 2013	Signed guard Jannero Pargo to a second 10-day contract.	
April 3, 2013	Signed guard Jannero Pargo for the remainder of the season.	
April 23, 2013	Relieved Mike Dunlap of his duties as head coach.	
May 29, 2013	Named Steve Clifford head coach.	
June 27, 2013	Selected forward Cody Zeller with the fourth overall pick of the 2013 NBA Draft.	

CHARLOTTE HORNETS KEY DATES

KEY DATES

FRONT OFFICE	June 28, 2013	Extended a qualifying offer to guard Gerald Henderson, making him a restricted free agent.		
	July 1, 2013	Named Patrick Ewing associate head coach and Bob Beyer, Bob Weiss and Mark Price assistant coaches.		
	July 10, 2013	Requested waivers on forward Tyrus Thomas, designating him as the team's amnesty player.		
	July 10, 2013	Signed first-round draft pick Cody Zeller.		
	July 10, 2013	Signed center Al Jefferson.		
	July 11, 2013	Re-signed forward Josh McRoberts.		
	July 30, 2013	Re-signed guard Gerald Henderson.		
	August 9, 2013	Re-signed guard Jannero Pargo.		
	August 19, 2013	Signed forward Anthony Tolliver.		
	September 5, 2013	Signed forward James Southerland.		
BBALL OPS	September 27, 2013	Signed guards Troy Daniels and Abdul Gaddy and center Patrick O'Bryant.		
	October 9, 2013	Waived guards Troy Daniels and Abdul Gaddy.		
	October 23, 2013	Waived center Patrick O'Bryant.		
	December 11, 2013	Signed guard/forward Chris Douglas-Roberts and waived forward James Southerland.		
PLAYERS	2014			
	February 20, 2014	Acquired guards Gary Neal and Luke Ridnour from Milwaukee in exchange for guard Ramon Sessions and forward Jeff Adrien.		
	March 2, 2014	Waived guard Ben Gordon.		
	March 4, 2014	Signed center Justin Hamilton to a 10-day contract.		
	March 21, 2014	Signed forward DJ White to a 10-day contract.		
	March 31, 2014	Signed forward DJ White to a second 10-day contract.		
	April 10, 2014	Signed forward DJ White for the remainder of the season.		
	June 13, 2014	Announced Rod Higgins stepped down as president of basketball operations.		
	June 18, 2014	Named Steve Hetzel assistant coach.		
	June 26, 2014	Selected forward Noah Vonleh with the ninth overall pick, guard Shabazz Napier with the 24th overall pick and forward Dwight Powell with the 45th overall pick in the 2014 NBA Draft. Traded the rights to Napier to Miami in exchange for the draft rights to guard P.J. Hairston (26th overall pick) and guard Semaj Christon (55th overall pick). Traded the rights to Christon to Oklahoma City in exchange for cash considerations.		
16-17 REVIEW	July 9, 2014	Named Pat Delany assistant coach.		
	July 10, 2014	Extended an offer sheet to restricted free agent forward Gordon Hayward that was matched by the Jazz.		
	July 10, 2014	Named Chad Buchanan assistant general manager.		
	July 12, 2014	Acquired guard Scotty Hopson and cash considerations from Cleveland in exchange for center Brendan Haywood and the draft rights to forward Dwight Powell.		
	July 13, 2014	Traded guard Scotty Hopson to New Orleans in exchange for cash considerations.		
	July 18, 2014	Signed guard Lance Stephenson.		
	July 21, 2014	Signed forward Marvin Williams.		
	July 23, 2014	Signed guard Brian Roberts.		
	July 25, 2014	Re-signed guard Jannero Pargo.		
	July 25, 2014	Signed first-round draft pick Noah Vonleh.		
HISTORY	August 22, 2014	Signed first-round draft pick P.J. Hairston.		
	September 22, 2014	Signed guard Justin Cobbs, forward Dallas Lauderdale and center Brian Qvale.		
	September 28, 2014	Signed forward Jason Maxiell.		
	October 24, 2014	Waived guard Justin Cobbs, forward Dallas Lauderdale and center Brian Qvale.		
	December 28, 2014	Assigned forward Noah Vonleh to the Fort Wayne Mad Ants of the NBA D-League.		
	December 28, 2014	Assigned forward Jeffery Taylor to the Austin Spurs of the NBA D-League.		
	December 31, 2014	Recalled forward Noah Vonleh from the Fort Wayne Mad Ants of the NBA D-League .		
	2015			
	January 10, 2015	Recalled forward Jeffery Taylor from the Austin Spurs of the NBA D-League.		
	February 4, 2015	Signed guard Elliot Williams to 10-day contract.		
RECORDS	2015			
	January 10, 2015	Recalled forward Jeffery Taylor from the Austin Spurs of the NBA D-League.		
	February 4, 2015	Signed guard Elliot Williams to 10-day contract.		
	PLAYOFFS	2015		
		January 10, 2015	Recalled forward Jeffery Taylor from the Austin Spurs of the NBA D-League.	
		February 4, 2015	Signed guard Elliot Williams to 10-day contract.	
		NBA	2015	
			January 10, 2015	Recalled forward Jeffery Taylor from the Austin Spurs of the NBA D-League.
			February 4, 2015	Signed guard Elliot Williams to 10-day contract.
			MISC.	2015
January 10, 2015				Recalled forward Jeffery Taylor from the Austin Spurs of the NBA D-League.
February 4, 2015				Signed guard Elliot Williams to 10-day contract.

KEY DATES

KEY DATES

February 4, 2015	Waived guard Jannero Pargo.	FRONT OFFICE
February 10, 2015	Acquired guards Mo Williams and Troy Daniels, along with cash considerations, from the Minnesota Timberwolves in exchange for guard Gary Neal and Miami's 2019 second-round draft pick.	
February 10, 2015	Released guard Elliot Williams from his 10-day contract.	BALL OPS
June 15, 2015	Acquired forward Matt Barnes and forward/center Spencer Hawes from the Los Angeles Clippers in exchange for guard Lance Stephenson.	
June 24, 2015	Acquired guard/forward Nicolas Batum from the Portland Trail Blazers in exchange for guard Gerald Henderson and forward Noah Vonleh.	PLAYERS
June 25, 2015	Acquired guard Luke Ridnour from the Memphis Grizzlies in exchange for forward Matt Barnes.	
June 25, 2015	Acquired guard Jeremy Lamb from the Oklahoma City Thunder in exchange for guard Luke Ridnour and a conditional 2016 second-round draft pick.	16/17 REVIEW
June 26, 2015	Selected forward/center Frank Kaminsky with the ninth overall pick and forward Juan Vaulet with the 39th overall pick in the 2015 NBA Draft. Traded the rights to Vaulet to the Brooklyn Nets in exchange for a conditional 2018 second-round draft pick, a 2019 second-round draft pick and cash considerations.	
July 2, 2015	Named Bruce Kreuzer assistant coach.	HISTORY
July 2, 2015	Signed first-round draft pick Frank Kaminsky.	
July 9, 2015	Signed guard Jeremy Lin.	RECORDS
July 14, 2015	Signed guard Aaron Harrison.	
July 22, 2015	Signed forward Tyler Hansbrough.	PLAYOFFS
July 28, 2015	Signed guard Elliot Williams.	
September 15, 2015	Signed forward Sam Thompson and center Jason Washburn.	NBA
October 16, 2015	Signed guard/forward Damien Wilkins.	
October 23, 2015	Waived forward Sam Thompson, forward Jason Washburn, guard/forward Damien Wilkins and guard Elliot Williams	MISC.
November 2, 2015	Signed guard Jeremy Lamb to a contract extension	
November 2, 2015	Exercised team option on forward/center Cody Zeller	
December 2, 2015	Signed Head Coach Steve Clifford to a multiyear contract extension	

2016

January 21, 2016	Assigned guard Aaron Harrison to the Oklahoma City Blue, the NBA D-League	RECORDS
January 23, 2016	Recalled guard Aaron Harrison from the Oklahoma City Blue	
February 3, 2016	Reassigned guard Aaron Harrison to the Oklahoma City Blue, the NBA D-League	PLAYOFFS
February 7, 2016	Recalled guard Aaron Harrison from the Oklahoma City Blue	
February 16, 2016	Acquired guard Courtney Lee from the Memphis Grizzlies in a three-way trade, sending guard/forward P.J. Hairston, a 2018 second-round pick and Brooklyn's 2019 second-round pick to Memphis, and trading guard Brian Roberts to the Miami Heat	NBA
February 20, 2016	Signed guard Jorge Gutierrez to a 10-day contract	
March 1, 2016	Signed guard Jorge Gutierrez to a second 10-day contract	MISC.
March 11, 2016	Signed guard Jorge Gutierrez for remainder of 2015-16 season	
March 13, 2016	Assigned guard Aaron Harrison to the Erie BayHawks, the NBA D-League	
April 3, 2016	Recalled guard Aaron Harrison from the Erie BayHawks	
June 23, 2016	Selected guard Malachi Richardson with the 22nd overall pick in the 2016 NBA Draft	
June 29, 2016	Extended qualifying offer to guard Troy Daniels	
July 7, 2016	Acquired guard/forward Marco Belinelli from the Sacramento Kings in exchange for the draft rights to guard Malachi Richardson	
July 7, 2016	Re-signed guard/forward Nicolas Batum	
July 7, 2016	Signed center Roy Hibbert	
July 7, 2016	Signed guard Ramon Sessions	
July 7, 2016	Signed guard Brian Roberts	
July 10, 2016	Re-signed forward Marvin Williams	
July 12, 2016	Traded Troy Daniels to the Memphis Grizzlies in exchange for a trade exception and cash considerations	
July 14, 2016	Signed forward Christian Wood	
July 25, 2016	Signed center Mike Tobey	
July 26, 2016	Signed guard/forward Treveon Graham	
September 7, 2016	Signed guard Andrew Andrews and Rasheed Sulaimon	
September 23, 2016	Signed forward Perry Ellis	

CHARLOTTE HORNETS KEY DATES

KEY DATES

	FRONT OFFICE	BBALL OPS	PLAYERS	16-17 REVIEW	HISTORY	RECORDS	PLAYOFFS	NBA	MISC.
October 20, 2016	Waived guard Andrew Andrews								
October 22, 2016	Waived forward Perry Ellis, guard Rasheed Sulaimon and center Mike Tobey								
October 29, 2016	Exercised third-year option on forward/center Frank Kaminsky								
October 31, 2016	Signed forward/center Cody Zeller to a multi-year extension								
November 17, 2016	Assigned guard Aaron Harrison and forward Christian Wood to Greensboro Swarm								
November 20, 2016	Recalled guard Aaron Harrison and forward Christian Wood from Greensboro Swarm								
November 25, 2016	Assigned guard Aaron Harrison to Greensboro Swarm								
November 27, 2016	Recalled guard Aaron Harrison from Greensboro Swarm								
December 7, 2016	Assigned guard Aaron Harrison and forward Christian Wood to Greensboro Swarm								
December 31, 2016	Recalled guard Aaron Harrison and forward Christian Wood from Greensboro Swarm								
January 3, 2017	Waived guard Aaron Harrison								
January 6, 2017	Assigned forward Christian Wood to Greensboro Swarm								
January 20, 2017	Recalled forward Christian Wood from Greensboro Swarm								
February 2, 2017	Acquired center Miles Plumlee and cash considerations from Milwaukee Bucks in exchange for forward/center Spencer Hawes and center Roy Hibbert								
February 3, 2017	Signed center Mike Tobey from Greensboro Swarm to a 10-day contract								
February 3, 2017	Signed guard Ray McCallum from Grand Rapids Drive to a 10-day contract								
February 13, 2017	Acquired center Chris Andersen and cash considerations in exchange for a protected 2017 second round pick								
February 13, 2017	Waived center Chris Andersen								
February 13, 2017	Signed center Mike Tobey to a second 10-day contract								
February 13, 2017	Signed guard Ray McCallum to a second 10-day contract								
February 24, 2017	Signed forward Johnny O'Bryant from the Northern Arizona Suns to a 10-day contract								
February 27, 2017	Signed guard Briante Weber from the Sioux Falls Skyforce to a 10-day contract								
March 6, 2017	Signed forward Johnny O'Bryant to a second 10-day contract								
March 9, 2017	Signed guard Briante Weber to a second 10-day contract								
March 16, 2017	Signed forward Johnny O'Bryant to multi-year contract								
March 19, 2017	Signed guard Briante Weber to multi-year contract								
June 6, 2017	Named Mike Batiste assistant coach								
June 20, 2017	Acquired center Dwight Howard and 31st overall pick in the 2017 NBA Draft in exchange for center Miles Plumlee, guard/forward Marco Belinelli and the 41st overall pick in the 2017 NBA Draft								
June 22, 2017	Selected guard Malik Monk from Kentucky with the 11th overall pick in the 2017 NBA Draft								
June 22, 2017	Acquired the draft rights to Dwayne Bacon (40th overall pick), and cash considerations in exchange for the draft rights to Frank Jackson (31st overall pick)								
July 2, 2017	Signed guard Malik Monk								
July 6, 2017	Signed guard/forward Dwayne Bacon								
July 6, 2017	Named Buzz Peterson Assistant General Manager								
July 7, 2017	Signed guard Michael Carter-Williams								
July 28, 2017	Waived guard Briante Weber								
August 2, 2017	Signed guard Marcus Paige and center/forward Mangok Mathiang to two-way contracts								
August 2, 2017	Signed forward Isaiah Hicks and guard T.J. Williams								
August 23, 2017	Signed guard Julyan Stone								
September 15, 2017	Signed guard Terry Henderson								
September 17, 2017	Signed forward Luke Petrusek								

DRAFT HISTORY

2017 NBA DRAFT

RD	PICK	PLAYER	FROM	POS	HT	WT
1	11	Malik Monk	Kentucky	G	6-3	200
2	31	Frank Jackson*	Duke	G	6-3	205
2	40	Dwayne Bacon**	Florida State	G/F	6-7	221

*Rights traded to New Orleans Pelicans in exchange for the rights to guard/forward Dwayne Bacon (40th overall) and cash considerations on draft night

**Rights acquired from New Orleans Pelicans on June 22, 2017 along with cash considerations in exchange for the draft rights to Frank Jackson (31st overall)

2016 NBA DRAFT

RD	PICK	PLAYER	FROM	POS	HT	WT
1	22	Malachi Richardson*	Syracuse	G	6-6	205

* Rights traded to Sacramento in exchange for guard/forward Marco Belinelli on July 7, 2016

2015 NBA DRAFT

RD	PICK	PLAYER	FROM	POS	HT	WT
1	9	Frank Kaminsky	Wisconsin	F/C	7-0	242
2	39	Juan Vaulet *	Argentina	G	6-6	200

* Rights traded to Brooklyn on June 25, 2015, in exchange for a conditional 2018 second-round draft pick, a 2019 second-round draft pick and cash considerations.

2014 NBA DRAFT

RD	PICK	PLAYER	FROM	POS	HT	WT
1	9	Noah Vonleh	Indiana	F	6-10	240
1	24	Shabazz Napier *	Connecticut	G	6-1	175
1	26	P.J. Hairston **	North Carolina	G	6-5	215
2	45	Dwight Powell***	Stanford	F	6-11	234
2	55	Semaj Christon ****/*****	Xavier	G	6-3	186

* Rights traded to Miami on June 26, 2014, in exchange for the draft rights to P.J. Hairston (26th overall) and Semaj Christon (55th overall), along with a 2019 second-round draft pick and cash considerations

** Rights acquired from Miami on June 26, 2014, along with the rights to Semaj Christon (55th overall), a 2019 second-round draft pick and cash considerations in exchange for the rights to Shabazz Napier

*** Rights traded to Cleveland along with Brendan Haywood on July 12, 2014, in exchange for Scotty Hopson and cash considerations

**** Rights acquired from Miami on June 26, 2014, along with the rights to P.J. Hairston (26th overall), a 2019 second-round draft pick and cash considerations in exchange for the rights to Shabazz Napier

***** Rights traded to Oklahoma City on June 26, 2014, in exchange for cash considerations

2013 NBA DRAFT

RD	PICK	PLAYER	FROM	POS	HT	WT
1	4	Cody Zeller	Indiana	F	7-0	240

2012 NBA DRAFT

RD	PICK	PLAYER	FROM	POS	HT	WT
1	2	Michael Kidd-Gilchrist	Kentucky	F	6-7	232
2	31	Jeffery Taylor	Vanderbilt	F	6-7	225

FRONT OFFICE

BALL OPS

PLAYERS

16:77 REVIEW

HISTORY

RECORDS

PLAYOFFS

NBA

MISC.

CHARLOTTE HORNETS HISTORY

DRAFT HISTORY

FRONT OFFICE

2011 NBA DRAFT

RD	PICK	PLAYER	FROM	POS	HT	WT
1	7	Bismack Biyombo *	Dem. Rep. of Congo	F	6-9	245
1	9	Kemba Walker	Connecticut	G	6-1	184
1	19	Tobias Harris**/***	Tennessee	F	6-8	223
2	39	Jeremy Tyler ****	Tokyo Apache	C	6-11	263

* Rights acquired from Sacramento as part of three-team trade in which Charlotte also received Corey Maggette from Milwaukee in exchange for Stephen Jackson, Shaun Livingston and the rights to Tobias Harris (19th overall),
 ** Pick acquired from New Orleans via Portland along with Dante Cunningham, Sean Marks, Joel Przybilla and a future first-round draft pick in exchange for Gerald Wallace on Feb. 24, 2011,
 *** Rights traded to Milwaukee along with Stephen Jackson and Shaun Livingston as part of three-team trade in which Charlotte received Corey Maggette from Milwaukee and the rights to Bismack Biyombo (7th overall) from Sacramento,
 **** Rights traded to Golden State in exchange for cash considerations

BBALL OPS

PLAYERS

2010 NBA DRAFT

RD	PICK	PLAYER	FROM	POS	HT	WT
No selections						

2009 NBA DRAFT

RD	PICK	PLAYER	FROM	POS	HT	WT
1	12	Gerald Henderson	Duke	G	6-4	215
2	40	Derrick Brown *	Xavier	F	6-8	227
2	54	Robert Vaden **	UAB	G	6-5	205

* Pick acquired from New Jersey via Oklahoma City on August 11, 2008
 ** Rights traded to Oklahoma City in exchange for cash considerations

16-17 REVIEW

HISTORY

2008 NBA DRAFT

RD	PICK	PLAYER	FROM	POS	HT	WT
1	9	D.J. Augustin	Texas	G	6-0	180
1	20	Alexis Ajinca *	France	C	7-0	220
2	38	Kyle Weaver**	Washington State	G	6-6	201

* Pick acquired from Denver in exchange for a future protected first-round pick on June 25, 2008
 ** Rights traded to Oklahoma City in exchange for a 2009 second-round draft pick (via New Jersey)

RECORDS

2007 NBA DRAFT

RD	PICK	PLAYER	FROM	POS	HT	WT
1	8	Brandan Wright*	North Carolina	F	6-9	205
1	22	Jared Dudley **	Boston College	F	6-7	225
2	36	Jermareo Davidson ***	Alabama	F	6-10	230

* Rights traded to Golden State in exchange for Jason Richardson and the rights to Jermareo Davidson (36th overall)
 ** Pick acquired from Cleveland (via Toronto) in exchange for Aleksandar Pavlovic on June 23, 2004
 *** Acquired rights from Golden State along with Jason Richardson in exchange for the rights to Brandan Wright (8th overall)

PLAYOFFS

2006 NBA DRAFT

RD	PICK	PLAYER	FROM	POS	HT	WT
1	3	Adam Morrison	Gonzaga	F	6-8	205
2	50	Ryan Hollins*	UCLA	C	7-0	230

* Pick acquired from Sacramento in exchange for Jason Hart on August 2, 2005

NBA

2005 NBA DRAFT

RD	PICK	PLAYER	FROM	POS	HT	WT
1	5	Raymond Felton	North Carolina	G	6-1	198
1	13	Sean May*	North Carolina	F	6-9	266

* Pick acquired from Phoenix (via Cleveland) in exchange for drafting Jahidi White in the 2004 Charlotte Expansion Selection

MISC.

HISTORY

2004 NBA DRAFT

RD	PICK	PLAYER	FROM	POS	HT	WT
1	2	Emeka Okafor*	Connecticut	F/C	6-10	252
2	45	Bernard Robinson**	Michigan	F	6-6	210

* Pick acquired from L.A. Clippers in exchange for the 4th and 33rd overall picks and agreeing to draft Predrag Drobnjak in the 2004 Charlotte Expansion Selection

** Pick acquired from Milwaukee in exchange for Zaza Pachulia Draft History

2001 NBA DRAFT

RD	PICK	PLAYER	FROM	POS	HT	WT
1	16	Kirk Haston	Indiana	F	6-9	242

2000 NBA DRAFT

RD	PICK	PLAYER	FROM	POS	HT	WT
1	19	Jamaal Magloire	Kentucky	C	6-11	259

1999 NBA DRAFT

RD	PICK	PLAYER	FROM	POS	HT	WT
1	3	Baron Davis	UCLA	G	6-3	212
2	43	Lee Nailon	Texas Christian	F	6-9	241

1998 NBA DRAFT

RD	PICK	PLAYER	FROM	POS	HT	WT
1	21	Ricky Davis	Iowa	G	6-7	202
2	50	Andrew Betts	Long Beach State	C	7-1	275

1997 NBA DRAFT

RD	PICK	PLAYER	FROM	POS	HT	WT
No selections						

1996 NBA DRAFT

RD	PICK	PLAYER	FROM	POS	HT	WT
1	13	Kobe Bryant *	Lower Merion HS	G	6-6	200
1	16	Tony Delk **	Kentucky	G	6-1	189
2	44	Malik Rose	Drexel	F	6-7	250

* Rights traded to L.A. Lakers on July 11, 1996, in exchange for Vlade Divac

** Pick acquired from Miami along with Glen Rice, Khalid Reeves and Matt Geiger on November 3, 1995, in exchange for Alonzo Mourning, LeRon Ellis and Pete Myers

1995 NBA DRAFT

RD	PICK	PLAYER	FROM	POS	HT	WT
1	22	George Zidek	UCLA	C	7-0	250

1994 NBA DRAFT

RD	PICK	PLAYER	FROM	POS	HT	WT
2	38	Darrin Hancock	Kansas	F	6-7	208

1993 NBA DRAFT

RD	PICK	PLAYER	FROM	POS	HT	WT
1	17	Greg Graham *	Indiana	G	6-4	174
1	20	Scott Burrell **	Connecticut	F	6-7	218

* Rights traded to Philadelphia along with Dana Barros and Sidney Green on September 3, 1993, in exchange for Hersey Hawkins

** Pick acquired from San Antonio along with Sidney Green and a 1996 second-round draft pick on December 9, 1992, in exchange for J.R. Reid

1992 NBA DRAFT

RD	PICK	PLAYER	FROM	POS	HT	WT
1	2	Alonzo Mourning	Georgetown	C	6-10	240
2	35	Tony Bennett	Wisconsin-Green Bay	G	6-0	175

FRONT OFFICE

BBALL OPS

PLAYERS

16-17 REVIEW

HISTORY

RECORDS

PLAYOFFS

NBA

MISC.

CHARLOTTE HORNETS HISTORY

FRONT OFFICE

DRAFT HISTORY

1991 NBA DRAFT

RD	PICK	PLAYER	FROM	POS	HT	WT
1	1	Larry Johnson	UNLV	F	6-7	250
2	28	Kevin Lynch *	Minnesota	G/F	6-5	200

* Pick acquired from Denver on September 11, 1989, in exchange for Tim Kempton

BBALL OPS

1990 NBA DRAFT

RD	PICK	PLAYER	FROM	POS	HT	WT
1	5	Kendall Gill	Illinois	G	6-5	204
2	39	Steve Scheffler	Purdue	C	6-9	253

PLAYERS

1989 NBA DRAFT

RD	PICK	PLAYER	FROM	POS	HT	WT
1	5	J.R. Reid	North Carolina	F/C	6-9	256
2	29	Dyron Nix *	Tennessee	F	6-7	210

* Rights traded to Indiana on June 27, 1989, in exchange for Stuart Gray

16-17 REVIEW

1988 NBA DRAFT

RD	PICK	PLAYER	FROM	POS	HT	WT
1	8	Rex Chapman	Kentucky	G	6-4	185
2	34	Tom Tolbert	Arizona	F	6-7	235
3	58	Jeff Moore	Auburn	F	6-7	205

HISTORY

RECORDS

PLAYOFFS

NBA

MISC.

HISTORY

NBA AWARDS AND HONORS

ALL-NBA TEAM

Larry Johnson	Second Team	1992-93
Glen Rice	Second Team	1996-97
Anthony Mason	Second Team	1996-97
Glen Rice	Third Team	1997-98
Eddie Jones	Third Team	1999-2000
Al Jefferson	Third Team	2013-14

ALL-DEFENSIVE TEAM

Anthony Mason	Second Team	1996-97
Eddie Jones	Second Team	1998-99
Eddie Jones	Second Team	1999-2000
P.J. Brown	Second Team	2000-01
Gerald Wallace	First Team	2009-10

SIXTH MAN OF THE YEAR

Dell Curry	1993-94
------------	---------

ROOKIE OF THE YEAR

Larry Johnson	1991-92
Emeka Okafor	2004-05

ALL-ROOKIE TEAM

Rex Chapman	Second Team	1988-89
J.R. Reid	Second Team	1989-90
Kendall Gill	First Team	1990-91
Larry Johnson	First Team	1991-92
Alonzo Mourning	First Team	1992-93
Emeka Okafor	First Team	2004-05
Raymond Felton	Second Team	2005-06
Walter Herrmann	Second Team	2006-07
Adam Morrison	Second Team	2006-07
D.J. Augustin	Second Team	2008-09
Michael Kidd-Gilchrist	Second Team	2012-13

EXECUTIVE OF THE YEAR

Bob Bass	1996-97
----------	---------

ALL-STAR GAME MVP

Glen Rice	1997
-----------	------

PLAYER OF THE MONTH

Glen Rice	February 1997
Jamal Mashburn	March 2002
Al Jefferson	March 2014, April 2014

COACH OF THE MONTH

Dave Cowens	April 1997
Paul Silas	April 2000
Larry Brown	January 2010
Steve Clifford	April 2014
Steve Clifford	March 2016

ROOKIE OF THE MONTH

Larry Johnson	December 1991, February 1992, March 1992
Alonzo Mourning	March 1993, April 1993
Emeka Okafor	November 2004, December 2004, April 2005
Raymond Felton	February 2006, March 2006, April 2006
Adam Morrison	November 2006
Walter Herrmann	April 2007
Michael Kidd-Gilchrist	November 2012

PLAYER OF THE WEEK

Larry Johnson	Week ending March 22, 1992
Larry Johnson	Week ending February 14, 1993
Alonzo Mourning	Week ending April 18, 1993
Larry Johnson	Week ending April 25, 1993
Larry Johnson	Week ending January 15, 1995
Glen Rice	Week ending January 5, 1997
Glen Rice	Week ending February 2, 1997
Glen Rice	Week ending December 14, 1997
Baron Davis	Week ending November 26, 2000
Gerald Wallace	Week ending November 28, 2005
Gerald Wallace	Week ending March 25, 2007
Gerald Wallace	Week ending April 8, 2007
Gerald Wallace	Week ending January 20, 2008
Jason Richardson	Week ending March 9, 2008
Jason Richardson	Week ending March 30, 2008
Gerald Wallace	Week ending November 29, 2009
Stephen Jackson	Week ending January 17, 2010
Kemba Walker	Week ending February 23, 2014
Al Jefferson	Week ending March 16, 2014
Al Jefferson	Week ending April 6, 2014
Kemba Walker	Week ending January 12, 2015
Mo Williams	Week ending March 9, 2015
Nicolas Batum	Week ending November 15, 2015
Kemba Walker	Week ending January 24, 2016
Kemba Walker	Week ending March 13, 2016
Kemba Walker	Week ending March 6, 2017

FRONT OFFICE

BALL OPS

PLAYERS

16/17 REVIEW

HISTORY

RECORDS

PLAYOFFS

NBA

MISC.

CHARLOTTE HORNETS HISTORY

HORNETS AT ALL-STAR WEEKEND

FRONT OFFICE
BBALL OPS
PLAYERS
16-17 REVIEW
HISTORY
RECORDS
PLAYOFFS
NBA
MISC.

EASTERN CONFERENCE ALL-STAR TEAM

Larry Johnson	Starter	1993
Alonzo Mourning (DNP)	Reserve	1994
Larry Johnson	Reserve	1995
Alonzo Mourning	Reserve	1995
Glen Rice	Reserve	1996
Glen Rice*	Reserve	1997
Glen Rice	Reserve	1998
Eddie Jones	Starter	2000
Baron Davis	Reserve	2002
Gerald Wallace	Reserve	2010
Kemba Walker	Reserve	2017

* Rice named All-Star MVP

ROOKIE GAME/ROOKIE CHALLENGE/ RISING STARS CHALLENGE

George Zidek	Rookie	1996
Baron Davis	Sophomore	2001
Lee Nailon	Sophomore	2002
Emeka Okafor (DNP)	Rookie	2005
Emeka Okafor (DNP)	Sophomore	2006
Raymond Felton	Sophomore	2007
Adam Morrison	Rookie	2007
Kemba Walker	Team Shaq	2012
Michael Kidd-Gilchrist	Team Shaq	2013
Kemba Walker	Team Shaq	2013
Cody Zeller	USA	2015
Frank Kaminsky	USA	2017

THREE-POINT SHOOTOUT

Dell Curry	Tied for fifth place	1992
Dell Curry	Tied for sixth place	1994
Scott Burrell	Third place	1995
Glen Rice	Tied for sixth place	1996
Glen Rice	Third place	1997
Glen Rice	Tied for seventh place	1998
Kemba Walker	Third place	2017

SLAM DUNK CONTEST

Rex Chapman	Sixth place	1990
Rex Chapman	Third place	1991
Kendall Gill	Eighth place	1991
Larry Johnson	Second place	1992
Ricky Davis	Fourth place	2000
Baron Davis	Third place	2001
Gerald Wallace	Tied for third place	2010

2BALL COMPETITION

Glen Rice/Andrea Stinson	Fifth place	1998
David Wesley/Dawn Staley	Third place	2001



RECORDS

CHARLOTTE HORNETS TEAM HIGHS

TEAM HIGHS

FRONT OFFICE

POINTS

Game	141	vs. L.A. Lakers	11/24/93
	75	vs. Indiana (1st)	11/7/16
Half	75	vs. Philadelphia (2nd)	4/12/93
	75	vs. New Jersey (1st)	1/2/93
Quarter	44	vs. Golden State (1st)	2/6/92
Overtime	20	at Golden State	1/28/11

BBALL OPS

REBOUNDS

Game	68	vs. Houston	12/20/91
Half	40	vs. Chicago (2nd)	1/9/01
Quarter	23	vs. Atlanta (4th)	1/9/02
Overtime	11	vs. Indiana	1/17/15
	11	at Washington	1/30/93

PLAYERS

OFFENSIVE REBOUNDS

Game	29	vs. Houston	12/20/91
Half	18	vs. Chicago (2nd)	1/9/01
Quarter	12	vs. Miami (4th)	4/5/13
Overtime	4	Seven times	

16-17 REVIEW

DEFENSIVE REBOUNDS

Game	51	at Washington**	3/27/15
Half	29	at Philadelphia	3/29/16
	29	at Denver (1st)	1/31/15
Quarter	19	vs. Denver (2nd)	12/12/92
Overtime	9	at Washington	1/30/93

HISTORY

ASSISTS

Game	42	vs. Dallas	2/11/14
Half	24	vs. Sacramento (2nd)	12/2/97
	24	at Cleveland (1st)	4/9/89
Quarter	17	vs. Golden State (1st)	2/6/92
Overtime	6	vs. Minnesota	12/3/16
	6	vs. Philadelphia	5/4/99

RECORDS

STEALS

Game	24	at Houston	11/20/89
Half	14	vs. Denver (2nd)	2/19/92
	14	at Houston (2nd)	11/30/89
Quarter	10	vs. Denver (3rd)	2/19/92
Overtime	3	Five times	

PLAYOFFS

TURNOVERS

Game	33	at Washington	11/23/93
Half	19	at Washington (2nd)	11/23/93
Quarter	12	vs. Miami (3rd)	12/28/11
Overtime	5	vs. Milwaukee	2/6/99
	5	vs. Minnesota	4/12/91

NBA

BLOCKED SHOTS

Game	16	vs. Toronto	11/25/09
Half	11	vs. Toronto (2nd)	12/14/10
Quarter	8	vs. Golden State (3rd)	12/8/99
Overtime	2	Several times	

MISC.

PERSONAL FOULS

Game	39	vs. New York*	11/2/90
	39	at Cleveland	4/9/89
Half	29	vs. New York (2nd)	11/2/90
Quarter	18	vs. New York (4th)	10/31/97
Overtime	11	vs. Portland	2/9/07

FIELD GOALS MADE

Game	58	vs. Golden State	2/6/92
Half	34	vs. Golden State (1st)	2/6/92
Quarter	20	vs. Golden State (1st)	2/6/92
Overtime	7	at Golden State	1/28/11
	7	vs. Golden State	11/20/92
	7	at Philadelphia	1/16/89

FIELD GOALS ATTEMPTED

Game	112	vs. L.A. Lakers***	12/29/06
Half	63	vs. Houston (2nd)	12/20/91
Quarter	34	vs. Houston (2nd)	12/20/91
	34	vs. Golden State (1st)	2/26/91
	34	vs. Golden State (1st)	4/8/90
Overtime	13	at Atlanta	12/28/13

FIELD GOAL PERCENTAGE

Game	.658	at Memphis (50-76)	12/19/08
Half	.739	vs. Golden State (1st) (34-46)	2/6/92
Quarter	.923	vs. Detroit (3rd) (12-13)	2/18/95
Overtime	.875	at Golden State (7-8)	1/28/11

THREE-POINT FIELD GOALS MADE

Game	20	at Sacramento**	1/25/16
Half	14	at Memphis	12/11/15
Quarter	9	at Sacramento** (3rd)	1/25/16
Overtime	3	at Miami	4/8/07
	3	at Orlando	3/8/96
	3	at Detroit	12/30/95

THREE-POINT FIELD GOALS ATTEMPTED

Game	46	vs. New Orleans*	3/11/17
Half	24	at L.A. Clippers* (2nd)	2/26/17
	24	at Houston (2nd)	1/10/17
Quarter	15	vs. Cleveland (1st)	3/24/17
Overtime	7	vs. New Orleans	3/11/17

THREE-POINT FIELD GOAL PERCENTAGE

Game	1.000	vs. Sacramento (2-2)	1/10/91
	1.000	at L.A. Clippers (1-1)	3/18/90
Half	1.000	Seven times	
Quarter	1.000	Several times	
Overtime	1.000	Several times	

*Denotes Number of Overtime Periods

TEAM HIGHS/LOWS

TEAM HIGHS continued

FREE THROWS MADE

Game	43	at Golden State	12/2/05
Half	32	vs. Chicago (2nd)	1/9/01
Quarter	21	vs. Cleveland (4th)	12/8/07
Overtime	10	Five times	

FREE THROWS ATTEMPTED

Game	55	at Toronto	1/17/00
Half	36	vs. Orlando (2nd)	11/6/04
	36	vs. Phoenix (2nd)	1/27/98
Quarter	28	at Indiana (3rd)	3/27/98
Overtime	13	vs. Chicago	12/16/08

TEAM LOWS

POINTS

Game	59	at Boston	10/28/09
Half	19	vs. New York (2nd)	11/11/00
Quarter	6	at Milwaukee (2nd)	2/27/96
Overtime	2	Four times	

REBOUNDS

Game	21	at Utah	3/5/07
	21	at Cleveland	2/13/96
	21	at Seattle	2/27/95
Half	9	Six times	
Quarter	1	vs. Atlanta (2nd)	1/20/07
	1	vs. Portland (2nd)	11/19/97
	1	at Boston (1st)	1/6/89
Overtime	1	Five times	

OFFENSIVE REBOUNDS

Game	1	vs. Chicago	1/5/10
Half	0	Several times	
Quarter	0	Several times	
Overtime	0	Several times	

DEFENSIVE REBOUNDS

Game	11	vs. Indiana	2/2/94
Half	5	Six times	
Quarter	1	Several times	
Overtime	0	at New Jersey	4/15/08
	0	vs. New Jersey	3/24/07
	0	at Detroit	12/30/95

ASSISTS

Game	8	at Miami	3/20/10
Half	1	at Chicago	3/23/15
Quarter	0	Several times	
Overtime	0	Several times	

STEALS

Game	0	vs. Atlanta	3/6/09
Half	0	Several times	
Quarter	0	Several times	
Overtime	0	Several times	

FREE THROW PERCENTAGE

Game	1.000	vs. Philadelphia (24-24)	1/19/94
	1.000	at L.A. Lakers (9-9)	3/4/11
Half	1.000	Several times	
Quarter	1.000	Several times	
Overtime	1.000	Several times	

TURNOVERS

Game	4	vs. Milwaukee	3/28/17
Half	4	vs. Oklahoma City	1/2/16
Quarter	1	Several times	
Quarter	0	Several times	
Overtime	0	Several times	

BLOCKED SHOTS

Game	0	Several times	
Half	0	Several times	
Quarter	0	Several times	
Overtime	0	Several times	

PERSONAL FOULS

Game	7	at Philadelphia	3/29/16
Half	2	Four times	
Quarter	0	Several times	
Overtime	0	Eight times	

FIELD GOALS MADE

Game	21	at Miami	3/20/10
	21	vs. Toronto	2/10/06
Half	6	at New York (2nd)	11/11/00
Quarter	1	Four times	
Overtime	1	Several times	

FIELD GOALS ATTEMPTED

Game	57	vs. Detroit	4/14/99
Half	25	vs. Miami (2nd)	12/20/00
	25	at Milwaukee (2nd)	4/16/99
	25	at Miami (1st)	11/12/96
Quarter	9	vs. Cleveland (4th)	12/8/07
	9	vs. Indiana (4th)	3/28/97
	9	vs. New Jersey (4th)	3/26/90
Overtime	4	Six times	

*Denotes Number of Overtime Periods

FRONT OFFICE

BBALL OPS

PLAYERS

16-17 REVIEW

HISTORY

RECORDS

PLAYOFFS

NBA

MISC.

CHARLOTTE HORNETS **TEAM LOWS**

TEAM LOWS *continued*

FRONT OFFICE

FIELD GOAL PERCENTAGE

Game	.282	at Seattle (22-78)	2/19/08
Half	.165	at Miami (2nd) (6-36)	3/20/10
Quarter	.053	vs. Utah (3rd) (1-19)	2/8/90
Overtime	.091	at Seattle (1-11)	3/7/02

FREE THROWS MADE

Game	5	Seven times
Half	0	Four times
Quarter	0	Several times
Overtime	0	Several times

BBALL OPS

THREE-POINT FIELD GOALS MADE

Game	0	Several times
Half	0	Several times
Quarter	0	Several times
Overtime	0	Several times

FREE THROWS ATTEMPTED

Game	6	vs. Orlando	4/19/98
Half	6	vs. Houston	4/10/90
Quarter	0	vs. Dallas (1st)	1/17/01
Overtime	0	vs. Houston (1st)	11/24/89
Quarter	0	Several times	
Overtime	0	Several times	

PLAYERS

THREE-POINT FIELD GOALS ATTEMPTED

Game	0	vs. Boston	2/1/91
Half	0	vs. Cleveland	4/4/88
Quarter	0	Several times	
Overtime	0	Several times	

FREE THROW PERCENTAGE

Game	.450	vs. Detroit (9-20)	4/10/11
Half	.450	at Atlanta (9-20)	1/15/05
Quarter	.000	at Huston (2nd) (0-1)	1/10/17
Overtime	.000	vs. Phoenix (1st) (0-2)	3/8/94
Quarter	.000	Several times	
Overtime	.000	Several times	

16-17 REVIEW

THREE-POINT FIELD GOAL PERCENTAGE

Game	.000	Several times
Half	.000	Several times
Quarter	.000	Several times
Overtime	.000	Several times

*Denotes Number of Overtime Periods

HISTORY



PLAYOFFS

NBA

MISC.

INDIVIDUAL HIGHS

INDIVIDUAL HIGHS

POINTS

Game	52	Kemba Walker vs. Utah**	1/18/16
Half	35	Kemba Walker vs. Orlando (2nd)	12/27/14
Quarter	21	Kemba Walker vs. Minnesota (3rd)	3/7/16
	21	Kemba Walker vs. Sacramento (4th)	11/23/15
	21	Baron Davis vs. Cleveland (4th)	8/31/01
	21	David Wesley at Houston (1st)	12/29/97
Overtime	12	Larry Johnson vs. Toronto	11/11/95

REBOUNDS

Game	25	Emeka Okafor vs. L.A. Lakers***	12/29/06
Half	15	Emeka Okafor vs. New York (2nd)	12/4/04
	15	Matt Geiger vs. Philadelphia (2nd)	1/27/96
Quarter	13	Kurt Rambis vs. Indiana (1st)	2/18/89
Overtime	6	Michael Kidd-Gilchrist vs. Pacers	1/17/15
	6	Al Jefferson at Washington	4/9/14

OFFENSIVE REBOUNDS

Game	11	Four times	
Half	8	Byron Mullens at Milwaukee (2nd)	4/6/12
	8	Alonzo Mourning vs. Seattle (1st)	3/9/95
Quarter	6	Eight times	
Overtime	3	Four times	

DEFENSIVE REBOUNDS

Game	20	Larry Johnson vs. L.A. Lakers	11/24/93
Half	13	Emeka Okafor vs. New York (2nd)	12/4/04
Quarter	10	Elden Campbell vs. Chicago (3rd)	3/15/00
Overtime	5	Michael Kidd-Gilchrist vs. Indiana	1/17/15

ASSISTS

Game	20	Brevin Knight at Cleveland*	1/11/05
Half	13	Brevin Knight vs. L.A. Lakers (2nd)	3/12/05
	13	Muggsy Bogues vs. New York (1st)	3/27/89
	13	Brevin Knight vs. Los Angeles Lakers (2nd)	3/12/05
Quarter	11	Michael Holton vs. Philadelphia (1st)	12/1/89
Overtime	5	D.J. Augustin at Golden State	1/28/11

STEALS

Game	9	Eddie Jones vs. Indiana	11/4/99
Half	7	Jason Richardson at New Jersey (1st)	4/15/08
Quarter	5	Four times	
Overtime	2	Ben Gordon at Detroit	1/6/13
	2	D.J. Augustin at Golden State	1/28/11

TURNOVERS

Game	9	Nicolas Batum vs. Milwaukee	11/29/15
	9	Stephen Jackson vs. Detroit	12/27/10
	9	Raymond Felton vs. Cleveland*	3/20/07
Half	7	Tyson Chandler vs. San Antonio (2nd)	12/11/09
Quarter	5	Six times	
Overtime	3	Mo Williams vs. Washington	3/27/15

BLOCKED SHOTS

Game	12	Vlade Divac vs. New Jersey	2/12/97
Half	8	Emeka Okafor at New York (1st)	1/12/07
	8	Vlade Divac vs. New Jersey (2nd)	2/12/97
Quarter	5	Six times	
Overtime	2	Five times	

PERSONAL FOULS

Game	6	Several times	
Half	6	Scott Burrell vs. Boston (2nd)	11/22/95
Quarter	5	Seven times	
Overtime	5	Matt Carroll vs. Portland	2/9/07

FIELD GOALS MADE

Game	18	Al Jefferson at Miami	3/3/14
	18	Al Jefferson at L.A. Lakers	1/31/14
	18	Glen Rice vs. Boston*	3/6/97
Half	12	Kemba Walker vs. Orlando (2nd)	12/27/14
	12	Al Jefferson at Miami (1st)	3/3/14
	12	Jamal Mashburn vs. New Jersey (1st)	2/27/02
Quarter	9	Kemba Walker vs. Sacramento (4th)	11/23/15
	9	Gerald Wallace vs. Milwaukee (3rd)	11/2/07
	9	Dell Curry at Philadelphia (2nd)	4/14/89
Overtime	4	Five times	

FIELD GOALS ATTEMPTED

Game	33	Kemba Walker vs. Utah**	1/18/16
Half	22	Kemba Walker vs. Orlando (2nd)	12/27/14
Quarter	13	Kemba Walker vs. Orlando (4th)	12/27/14
	13	D.J. Augustin vs. Washington (3rd)	4/3/11
Overtime	6	Four times	
	3		

THREE-POINT FIELD GOALS MADE

Game	8	Nicolas Batum at L.A. Clippers*	2/26/17
	8	Troy Daniels at Sacramento**	1/25/16
	8	Ben Gordon vs. Portland*	12/3/12
Half	7	Nicolas Batum at L.A. Clippers (2nd)	2/26/17
	7	Ben Gordon vs. Portland (2nd)	12/3/12
Quarter	5	Kemba Walker vs. Minnesota (3rd)	3/7/16
	5	Ben Gordon at Atlanta (4th)	11/28/12
Overtime	3	Walter Herrmann at Miami	4/8/07
	3	Larry Johnson at Detroit	12/30/95

THREE-POINT FIELD GOALS ATTEMPTED

Game	15	Kemba Walker vs. New Orleans*	3/11/17
Half	10	Nicolas Batum at L.A. Clippers (2nd)*	2/26/17
Quarter	7	Four times	
Overtime	4	Five times	

*Denotes Number of Overtime Periods

FRONT OFFICE

BALL OPS

PLAYERS

16-17 REVIEW

HISTORY

RECORDS

PLAYOFFS

NBA

MISC.

CHARLOTTE HORNETS OPPONENTS TEAM HIGHS/LOWS

	OPPONENTS TEAM HIGHS			
FRONT OFFICE	POINTS			
	Game	146	at Boston	2/7/90
	Half	81	vs. Orlando (2nd)	1/26/94
	Quarter	48	at Atlanta (3rd)	1/4/94
	Overtime	21	vs. Portland	2/9/07
BBALL OPS	REBOUNDS			
	Game	75	at New York	3/7/92
	OFFENSIVE REBOUNDS			
	Game	31	at New Jersey	3/17/91
PLAYERS	DEFENSIVE REBOUNDS			
	Game	55	at Washington**	3/27/15
	ASSISTS			
	Game	47	at Phoenix	11/29/91
16-17 REVIEW	STEALS			
	Game	20	at Houston	2/10/07
	TURNOVERS			
	Game	32	vs. Indiana	11/4/99
HISTORY	BLOCKED SHOTS			
	Game	18	at New Orleans	11/2/13
	PERSONAL FOULS			
	Game	39	vs. Boston*	11/5/05
				FIELD GOALS MADE
	Game	62	vs. Orlando	1/26/94
	FIELD GOALS ATTEMPTED			
	Game	117	at Seattle	3/4/93
	FIELD GOAL PERCENTAGE			
	Game	.684	vs. Chicago (52-76)	2/22/89
	THREE-POINT FIELD GOALS MADE			
	Game	21	vs. Miami	4/5/17
		21	at Golden State	2/1/17
		21	at Portland	1/2/14
	THREE-POINT FIELD GOALS ATTEMPTED			
	Game	48	at Golden State	2/1/17
	THREE-POINT FIELD GOAL PERCENTAGE			
	Game	1.000	Nine times	
	FREE THROWS MADE			
	Game	43	vs. Atlanta	4/10/89
	FREE THROWS ATTEMPTED			
	Game	56	at Cleveland	4/9/89
	FREE THROW PERCENTAGE			
	Game	1.000	Nine times	

*Denotes Number of Overtime Periods

	OPPONENTS TEAM LOWS			
RECORDS	POINTS			
	Game	56	vs. Miami	12/20/00
	Half	26	vs. Miami (1st)	12/20/00
	Quarter	6	vs. Washington (4th)	11/25/15
	Overtime	0	at Denver	1/13/97
PLAYOFFS	REBOUNDS			
	Game	18	at Detroit	11/28/01
	OFFENSIVE REBOUNDS			
	Game	2	vs. Orlando	3/16/16
		2	at Phoenix	1/6/16
		2	at Miami	10/28/15
NBA	DEFENSIVE REBOUNDS			
	Game	13	at Detroit	11/28/01
	ASSISTS			
	Game	8	vs. Portland	11/14/09
MISC.	STEALS			
	Game	0	vs. Indiana	3/5/14
		0	vs. Atlanta	12/21/96
	Game	4	at Indiana	3/27/98
	BLOCKED SHOTS			
	Game	0	Several times	
	PERSONAL FOULS			
	Game	9	vs. Memphis	1/19/86
	FIELD GOALS MADE			
	Game	19	vs. Miami	12/20/00
	FIELD GOALS ATTEMPTED			
	Game	57	vs. Cleveland	12/26/97
		57	at Indiana	11/22/97
	FIELD GOAL PERCENTAGE			
	Game	.270	at Toronto (24-89)	11/20/00
	THREE-POINT FIELD GOALS MADE			
	Game	0	Several times	

OPPONENTS TEAM HIGHS/LOWS

OPPONENTS TEAM LOWS continued

THREE-POINT FIELD GOALS ATTEMPTED

Game 0 Several times

THREE-POINT FIELD GOAL PERCENTAGE

Game .000 Several times

FREE THROWS MADE

Game 0 at Toronto 1/9/96

FREE THROWS ATTEMPTED

Game 3 vs. Indiana 3/6/17
3 at Toronto 1/9/96

FREE THROW PERCENTAGE

Game .000 at Toronto (0-3) 1/9/96

OPPONENTS INDIVIDUAL HIGHS

POINTS

Game 62 Carmelo Anthony at New York 1/24/14
Half 40 Deron Williams vs. New Jersey (2nd) 3/4/12
Quarter 26 Will Bynum at Detroit (4th) 4/5/09
Overtime 12 Jarrett Jack vs. Portland 2/9/07

REBOUNDS

Game 32 Dennis Rodman vs. Detroit 1/28/92

OFFENSIVE REBOUNDS

Game 14 Shaquille O'Neal vs. Orlando* 11/9/94

DEFENSIVE REBOUNDS

Game 23 Dikembe Mutombo at Denver ** 3/26/96

ASSISTS

Game 20 Rajon Rondo at Sacramento** 1/25/16
20 Rajon Rondo vs. Sacramento* 11/23/15
20 Kevin Johnson at Phoenix 3/21/90

STEALS

Game 9 Rafer Alston at Houston 2/10/07

TURNOVERS

Game 12 Paul Pierce at Boston* 11/8/06

BLOCKED SHOTS

Game 11 David Robinson vs. San Antonio 2/2/90

PERSONAL FOULS

Game 6 Several times

FIELD GOALS MADE

Game 23 Carmelo Anthony at New York 1/24/14

FIELD GOALS ATTEMPTED

Game 45 Kobe Bryant vs. L.A. Lakers*** 12/29/06

THREE-POINT FIELD GOALS MADE

Game 11 Stephen Curry at Golden State 2/1/17

THREE-POINT FIELD GOALS ATTEMPTED

Game 17 Kyle Lowry vs. Toronto* 12/17/15

FREE THROWS MADE

Game 21 Jimmy Butler at Chicago 1/2/17
21 Deron Williams vs. New Jersey 3/4/12
21 Reggie Miller vs. Indiana 11/28/92

FREE THROWS ATTEMPTED

Game 23 LeBron James at Cleveland* 3/22/06
23 Reggie Miller vs. Indiana 11/28/92

MINUTES PLAYED

Game 58 Ron Mercer vs. Chicago*** 1/9/01

*Denotes Number of Overtime Periods

FRONT OFFICE

BBALL OPS

PLAYERS

16-17 REVIEW

HISTORY

RECORDS

PLAYOFFS

NBA

MISC.

CHARLOTTE HORNETS MISCELLANEOUS STATS

		MISCELLANEOUS STATS			
FRONT OFFICE	BIGGEST VICTORIES	52	136-84	vs. Philadelphia	2/27/92
		43	111-68	at New York	1/21/02
		42	101-59	vs. Sacramento	1/10/90
BBALL OPS	BIGGEST DEFEATS	50	87-137	at Milwaukee	1/10/00
		45	69-114	at Oklahoma City	11/26/12
		44	68-112	at Portland	2/1/12
PLAYERS	BIGGEST COMEBACKS IN WINS	24		vs. Milwaukee	10/29/14
		23		vs. San Antonio	3/21/16
		22		vs. Sacramento	11/23/15
16-17 REVIEW	LONGEST WINNING STREAKS	22		at Boston	11/26/95
		10		2/21/98 to 3/13/98	
		9		4/2/97 to 4/16/97	
HISTORY	LONGEST HOME WINNING STREAKS	9		4/7/97 to 4/21/97	
		13		11/22/94 to 1/20/95	
		12		11/22/00 to 1/9/01	
RECORDS	LONGEST ROAD WINNING STREAKS	9		2/4/92 to 3/10/92	
		9		12/22/09 to 1/20/10	
		7		2/21/98 to 3/24/98	
PLAYOFFS	LONGEST LOSING STREAKS	7		4/10/00 to 11/8/00	
		6		3/15/97 to 4/16/97	
		23		3/19/12 to 4/26/12	
NBA	LONGEST HOME LOSING STREAKS	18		11/26/12 to 12/29/12	
		16		1/16/12 to 2/15/12	
		16		11/21/12 to 1/25/13	
MISC.	LONGEST ROAD LOSING STREAKS	14		3/19/12 to 4/26/12	
		14		2/28/89 to 11/3/89	
		17		4/23/89 to 1/16/90	
		MOST CONSECUTIVE GAMES PLAYED			
		337	David Wesley	11/25/97 to 11/17/01	
		268	Boris Diaw	12/13/08 to 3/4/12	
		246	Baron Davis	11/2/99 to 4/17/02	
		MOST CONSECUTIVE GAMES STARTED			
		337	David Wesley	11/25/97 to 11/17/01	
		245	Boris Diaw	12/13/08 to 1/13/12	
		183	Larry Johnson	11/13/91 to 12/27/93	
		MOST CONSECUTIVE DOUBLE-FIGURE SCORING			
		135	Glen Rice	11/9/96 to 2/28/98	
		76	Larry Johnson	11/17/92 to 4/24/93	
		67	Kelly Tripucka	11/8/88 to 4/18/89	
		MOST CONSECUTIVE DOUBLE-FIGURE REBOUNDING			
		19	Emeka Okafor	11/21/04 to 1/1/05	
		10	Emeka Okafor	3/19/05 to 4/13/05	
		9	Al Jefferson	3/31/14 to 4/16/14	
		9	P.J. Brown	2/24/01 to 3/12/01	
		9	P.J. Brown	12/20/00 to 1/5/01	
		9	Larry Johnson	1/28/92 to 2/17/92	
		MOST CONSECUTIVE DOUBLE-FIGURE ASSISTS			
		12	Muggsy Bogues	1/26/94 to 2/24/94	
		8	Muggsy Bogues	11/5/94 to 11/22/94	
		7	Kenny Anderson	2/6/96 to 2/21/96	
		MOST CONSECUTIVE 20-PLUS POINT GAMES			
		28	Glen Rice	2/11/97 to 4/9/97	
		14	Kendall Gill	12/20/91 to 1/20/92	
		13	Larry Johnson	12/1/92 to 12/28/92	
		MOST CONSECUTIVE DOUBLE-DOUBLES			
		19	Emeka Okafor	11/21/04 to 1/1/05	
		10	Emeka Okafor	3/19/05 to 4/13/05	
		9	Al Jefferson	3/31/14 to 4/16/14	
		9	Larry Johnson	1/28/92 to 2/17/92	
		TOP SCORING GAMES OFF THE BENCH			
		34	Ben Gordon	at New Orleans 11/9/12	
		33	Dell Curry	at Washington 1/30/93	
		32	Sean May	vs. Orlando 12/14/06	
		32	Brad Miller	at Boston 5/5/99	
		32	Ricky Davis	at Boston 5/5/99	
		MOST CONSECUTIVE GAMES WITH A THREE-POINTER			
		46	Baron Davis	4/15/01 to 1/26/02	
		33	Jason Richardson	11/11/07 to 1/16/08	
		32	Jumaine Jones	1/16/06 to 3/22/06	
		32	Glen Rice	11/4/95 to 1/11/96	
		MOST CONSECUTIVE THREE-POINTERS MADE			
		9	Anthony Tolliver	1/10/14 to 1/15/14	
		9	Raymond Felton	11/28/09 to 12/12/09	
		9	Bryce Drew	1/21/02 to 1/26/02	
		MOST CONSECUTIVE FREE THROWS MADE			
		43	Kemba Walker	12/10/16 to 1/4/17	
		43	Dell Curry	1/31/97 to 3/26/97	
		43	Dell Curry	11/5/94 to 12/16/94	

CAREER RECORDS

CAREER RECORDS

GAMES PLAYED

701	Dell Curry	1988-98
632	Muggsy Bogues	1988-98
454	Gerald Wallace	2004-11
443	Kemba Walker	2011-present
399	Raymond Felton	2005-10
397	Matt Carroll	2004-09, 2010-12
391	Gerald Henderson	2009-15
390	Kenny Gattison	1989-95
377	Larry Johnson	1991-96
362	David Wesley	1997-02

GAMES STARTED

501	Muggsy Bogues	1988-98
445	Gerald Wallace	2004-11
398	Kemba Walker	2011-present
372	Larry Johnson	1991-96
369	Raymond Felton	2005-10
358	David Wesley	1997-02
326	Emeka Okafor	2004-09
292	Gerald Henderson	2009-15
279	Michael Kidd-Gilchrist	2012-present
261	Elden Campbell	1998-02

MINUTES PLAYED

19768	Muggsy Bogues	1988-98
17613	Dell Curry	1988-98
16718	Gerald Wallace	2004-11
15008	Kemba Walker	2011-present
14635	Larry Johnson	1991-96
13939	Raymond Felton	2005-10
13046	David Wesley	1997-02
11212	Emeka Okafor	2004-09
10756	Gerald Henderson	2009-15
9799	Glen Rice	1995-98

POINTS

9839	Dell Curry	1988-98
8137	Kemba Walker	2011-present
7437	Gerald Wallace	2004-11
7405	Larry Johnson	1991-96
5651	Glen Rice	1995-98
5531	Muggsy Bogues	1988-98
5311	Raymond Felton	2005-10
5241	David Wesley	1997-02
4701	Gerald Henderson	2009-15
4630	Emeka Okafor	2004-09

REBOUNDS

3516	Emeka Okafor	2004-09
3479	Larry Johnson	1991-96
3398	Gerald Wallace	2004-11
2354	Anthony Mason	1996-00
2176	Alonzo Mourning	1992-95
2029	Elden Campbell	1998-02
2022	Dell Curry	1988-98
1942	Kenny Gattison	1989-95
1903	J.R. Reid	1989-99
1840	Muggsy Bogues	1988-98

OFFENSIVE REBOUNDS

1186	Larry Johnson	1991-96
1157	Emeka Okafor	2004-09
775	Gerald Wallace	2004-11
640	Alonzo Mourning	1992-95
622	Kenny Gattison	1989-95
571	Bismack Biyombo	2011-15
562	J.R. Reid	1989-99
546	Elden Campbell	1998-02
530	P.J. Brown	2000-02
508	Anthony Mason	1996-00
508	Michael Kidd-Gilchrist	2012-present

DEFENSIVE REBOUNDS

2623	Gerald Wallace	2004-11
2359	Emeka Okafor	2004-09
2293	Larry Johnson	1991-96
1846	Anthony Mason	1996-00
1564	Dell Curry	1988-98
1536	Alonzo Mourning	1992-95
1483	Elden Campbell	1998-02
1443	Kemba Walker	2011-present
1412	Muggsy Bogues	1988-98
1341	J.R. Reid	1989-99

ASSISTS

5557	Muggsy Bogues	1988-98
2573	Raymond Felton	2005-10
2380	Kemba Walker	2011-present
1911	David Wesley	1997-02
1605	Baron Davis	1999-02
1553	Larry Johnson	1991-96
1497	Brevin Knight	2004-07
1429	Dell Curry	1988-98
1248	D.J. Augustin	2008-12
1125	Kendall Gill	1990-96

STEALS

1067	Muggsy Bogues	1988-98
827	Gerald Wallace	2004-11
747	Dell Curry	1988-98
606	Kemba Walker	2011-present
565	Raymond Felton	2005-10
551	David Wesley	1997-02
439	Baron Davis	1999-02
398	Kendall Gill	1990-96
355	Brevin Knight	2004-07
296	Larry Johnson	1991-96

TURNOVERS

1118	Muggsy Bogues	1988-98
1024	Gerald Wallace	2004-11
1021	Raymond Felton	2005-10
982	Dell Curry	1988-98
927	Kemba Walker	2011-present
892	Larry Johnson	1991-96
817	David Wesley	1997-02
676	Alonzo Mourning	1992-95
627	Kendall Gill	1990-96
612	Baron Davis	1999-02

FRONT OFFICE

BALL OPS

PLAYERS

IS-T/REVIEW

HISTORY

RECORDS

PLAYOFFS

NBA

MISC.

CHARLOTTE HORNETS CAREER RECORDS

CAREER RECORDS continued

FRONT OFFICE	BLOCKED SHOTS	THREE-POINT FIELD GOALS MADE
	684 Alonzo Mourning 1992-95	929 Dell Curry 1988-98
	621 Emeka Okafor 2004-09	792 Kemba Walker 2011-present
	531 Gerald Wallace 2004-11	508 Glen Rice 1995-98
	484 Elden Campbell 1998-02	390 David Wesley 1997-02
	443 Bismack Biyombo 2011-15	375 Raymond Felton 2005-10
	283 Kenny Gattison 1989-95	371 Marvin Williams 2014-present
	274 Vlade Divac 1996-98	350 D.J. Augustin 2008-12
	227 Michael Kidd-Gilchrist 2012-present	338 Matt Carroll 2004-09, 2010-12
	211 Cody Zeller 2013-present	280 Baron Davis 1999-02
	204 Al Jefferson 2013-16	274 Nicolas Batum 2015-present
BBALL OPS	PERSONAL FOULS	THREE-POINT FIELD GOALS ATTEMPTED
	1357 Dell Curry 1988-98	2294 Dell Curry 1988-98
	1254 Gerald Wallace 2004-11	2257 Kemba Walker 2011-present
	1222 Muggsy Bogues 1988-98	1146 Raymond Felton 2005-10
	1164 Kenny Gattison 1989-95	1143 Glen Rice 1995-98
	1021 J.R. Reid 1989-99	1102 David Wesley 1997-02
	1000 Emeka Okafor 2004-09	997 Marvin Williams 2014-present
	921 Elden Campbell 1998-02	936 D.J. Augustin 2008-12
	912 David Wesley 1997-02	866 Matt Carroll 2004-09, 2010-12
	908 Raymond Felton 2005-10	863 Baron Davis 1999-02
	890 Larry Johnson 1991-96	830 Gerald Wallace 2004-11
16-17 REVIEW	FIELD GOALS MADE	THREE-POINT FIELD GOAL PERCENTAGE (MIN 400 ATT.)
	3951 Dell Curry 1988-98	.444 Glen Rice (508-1143) 1995-98
	2858 Larry Johnson 1991-96	.410 Jason Richardson (270-658) 2007-09
	2845 Kemba Walker 2011-present	.405 Dell Curry (929-2294) 1988-98
	2586 Gerald Wallace 2004-11	.390 Scott Burrell (156-400) 1993-01
	2307 Muggsy Bogues 1988-98	.390 Matt Carroll (338-866) 2004-09, 2010-12
	2202 Kemba Walker 2011-present	.390 Hersey Hawkins (226-579) 1993-95, 2000-01
	1980 Raymond Felton 2005-10	.374 D.J. Augustin (350-936) 2008-12
	1966 Glen Rice 1995-98	.372 Eddie Jones (156-419) 1998-00
	1920 David Wesley 1997-02	.372 Marvin Williams (371-997) 2014-present
	1866 Emeka Okafor 2004-09	.359 Jamal Mashburn (144-401) 2000-02
	1783 Gerald Henderson 2009-15	
HISTORY	FIELD GOALS ATTEMPTED	FREE THROWS MADE
	8559 Dell Curry 1988-98	1998 Gerald Wallace 2004-11
	6915 Kemba Walker 2011-present	1655 Kemba Walker 2011-present
	5759 Larry Johnson 1991-96	1513 Larry Johnson 1991-96
	5422 Gerald Wallace 2004-11	1418 Alonzo Mourning 1992-95
	4952 Muggsy Bogues 1988-98	1211 Glen Rice 1995-98
	4833 Raymond Felton 2005-10	1011 David Wesley 1997-02
	4513 David Wesley 1997-02	1008 Dell Curry 1988-98
	4195 Glen Rice 1995-98	995 Gerald Henderson 2009-15
	4029 Gerald Henderson 2009-15	976 Raymond Felton 2005-10
	3691 Emeka Okafor 2004-09	975 Elden Campbell 1998-02
PLAYOFFS	FIELD GOAL PERCENTAGE (MIN 1,000 ATT.)	FREE THROWS ATTEMPTED
	.529 Kenny Gattison (1297-2454) 1989-95	2752 Gerald Wallace 2004-11
	.523 Armen Gilliam (627-1199) 1989-91	2001 Kemba Walker 2011-present
	.515 Nazr Mohammed (633-1229) 2007-11	1962 Larry Johnson 1991-96
	.514 Matt Geiger (886-1725) 1995-98	1846 Alonzo Mourning 1992-95
	.512 Alonzo Mourning (1570-3065) 1992-1995	1506 Emeka Okafor 2004-09
	.506 Anthony Mason (1139-2250) 1996-00	1420 Glen Rice 1995-98
	.506 Emeka Okafor (1866-3691) 2004-09	1355 Elden Campbell 1998-02
	.502 Primoz Brezec (935-1864) 2004-08	1281 David Wesley 1997-02
	.500 Cody Zeller (828-1657) 2013-present	1253 Gerald Henderson 2009-15
	.496 Larry Johnson (2858-5759) 1991-96	1251 Anthony Mason 1996-00
NBA		
MISC.		

CAREER RECORDS

CAREER RECORDS continued

FREE THROW PERCENTAGE (MIN 500 ATT.)

.879	Kelly Tripucka (902-1026)	1988-91
.876	D.J. Augustin (684-781)	2008-12
.864	Hersey Hawkins (627-726)	1993-95, 2000-01
.853	Glen Rice (1211-1420)	1995-98
.852	Dell Curry (1008-1183)	1988-98
.844	Eddie Jones (515-610)	1998-00
.840	Matt Carroll (593-706)	2004-09, 2010-12
.827	Kemba Walker (1655-2001)	2011-present
.818	Muggsy Bogues (835-1021)	1988-98
.818	Brevin Knight (522-638)	2004-07

DOUBLE-FIGURE REBOUNDING GAMES

199	Emeka Okafor	2004-09
158	Larry Johnson	1991-96
124	Anthony Mason	1996-2000
122	Alonzo Mourning	1992-95
117	Gerald Wallace	2004-11
79	Elden Campbell	1998-02
77	P.J. Brown	2000-02
75	Al Jefferson	2013-16
57	Vlade Divac	1996-98
52	Matt Geiger	1995-98

DOUBLE-FIGURE SCORING GAMES

522	Dell Curry	1988-98
382	Kemba Walker	2011-present
362	Gerald Wallace	2004-11
356	Larry Johnson	1991-96
287	Raymond Felton	2005-10
279	David Wesley	1997-02
277	Muggsy Bogues	1988-98
251	Emeka Okafor	2004-09
243	Gerald Henderson	2009-15
232	Glen Rice	1995-98

DOUBLE-FIGURE ASSIST GAMES

265	Muggsy Bogues	1988-98
61	Brevin Knight	2004-07
60	Raymond Felton	2005-10
48	Baron Davis	2000-02
32	David Wesley	1997-0
28	Kemba Walker	2011-present
22	D.J. Augustin	2008-12
22	Kemba Walker	2011-present
17	Kenny Anderson	1995-96
14	Larry Johnson	1991-96
13	Nicolas Batum	2015-present

20-PLUS POINT GAMES

192	Larry Johnson	1991-96
187	Kemba Walker	2011-present
160	Glen Rice	1995-98
157	Gerald Wallace	2004-11
156	Dell Curry	1988-98
129	Alonzo Mourning	1992-95
78	Kendall Gill	1990-96
77	David Wesley	1997-02
76	Rex Chapman	1988-92
75	Al Jefferson	2013-16

30-PLUS POINT GAMES

54	Glen Rice	1995-98
42	Kemba Walker	2011-present
26	Gerald Wallace	2004-11
23	Alonzo Mourning	1992-95
22	Larry Johnson	1991-96
19	Kelly Tripucka	1988-90
18	Stephen Jackson	2009-11
17	Al Jefferson	2013-16
16	Jason Richardson	2007-09
11	Jamal Mashburn	2000-02

40-PLUS POINT GAMES

10	Glen Rice	1995-98
4	Kemba Walker	2011-present
4	Gerald Wallace	2004-11
3	Kelly Tripucka	1988-91
2	Johnny Newman	1990-93
1	Hersey Hawkins	1993-95, 2000-01
1	Stephen Jackson	2009-11
1	Al Jefferson	2013-16
1	Larry Johnson	1991-96
1	Jason Richardson	2007-09

FRONT OFFICE

BALL OPS

PLAYERS

IS-T/REVIEW

HISTORY

RECORDS

PLAYOFFS

NBA

MISC.

CHARLOTTE HORNETS SINGLE-SEASON RECORDS

SINGLE-SEASON RECORDS

FRONT OFFICE	GAMES PLAYED			ASSISTS		
	82	29 times		867	Muggsy Bogues	1989-90
	GAMES STARTED			780	Muggsy Bogues	1993-94
	82	15 times		743	Muggsy Bogues	1991-92
	MINUTES PLAYED			711	Muggsy Bogues	1992-93
	3362	Glen Rice	1996-97	698	Baron Davis	2001-02
BBALL OPS	3323	Larry Johnson	1992-93	675	Muggsy Bogues	1994-95
	3318	Baron Davis	2001-02	669	Muggsy Bogues	1990-91
	3295	Glen Rice	1997-98	620	Muggsy Bogues	1988-89
	3274	Larry Johnson	1995-96	610	Brevin Knight	2005-06
	3234	Larry Johnson	1994-95	598	Baron Davis	2000-01
	3192	Baron Davis	2001-02	STEALS		
	3149	Jason Richardson	2007-08	192	Eddie Jones	1999-00
	3148	Anthony Mason	1997-98	172	Baron Davis	2001-02
	3143	Anthony Mason	1996-97	170	Baron Davis	2000-01
	POINTS			170	Muggsy Bogues	1991-92
	2115	Glen Rice	1996-97	166	Muggsy Bogues	1989-90
	1830	Kemba Walker	2016-17	161	Muggsy Bogues	1992-93
	1826	Glen Rice	1997-98	160	Kemba Walker	2012-13
	1810	Larry Johnson	1992-93	157	Brevin Knight	2005-06
	1788	Jason Richardson	2007-08	154	Kendall Gill	1991-92
	1710	Glen Rice	1995-96	144	Gerald Wallace	2006-07
	1689	Kemba Walker	2015-16	TURNOVERS		
	1660	Larry Johnson	1995-96	246	Baron Davis	2001-02
	1643	Alonzo Mourning	1994-95	241	Alonzo Mourning	1994-95
	1639	Alonzo Mourning	1992-93	236	Alonzo Mourning	1992-93
	REBOUNDS			236	Kelly Tripucka	1988-89
	899	Larry Johnson	1991-92	233	Stephen Jackson	2009-10
	876	Emeka Okafor	2007-08	230	Raymond Felton	2006-07
	864	Larry Johnson	1992-93	228	Raymond Felton	2008-09
	829	Anthony Mason	1996-97	227	Larry Johnson	1992-93
	827	Emeka Okafor	2008-09	226	Baron Davis	2000-01
	826	Anthony Mason	1997-98	226	David Wesley	1997-98
	805	Alonzo Mourning	1992-93	BLOCKED SHOTS		
	795	Emeka Okafor	2004-05	271	Alonzo Mourning	1992-93
	792	Al Jefferson	2013-14	225	Alonzo Mourning	1994-95
	786	P.J. Brown	2001-02	188	Alonzo Mourning	1993-94
	OFFENSIVE REBOUNDS			180	Vlade Divac	1996-97
	323	Larry Johnson	1991-92	172	Emeka Okafor	2006-07
	281	Larry Johnson	1992-93	150	Elden Campbell	1999-00
	275	Emeka Okafor	2008-09	143	Bismack Biyombo	2012-13
	275	Emeka Okafor	2004-05	140	Elden Campbell	2000-01
	273	P.J. Brown	2001-02	138	Emeka Okafor	2007-08
	269	Kurt Rambis	1988-89	137	Elden Campbell	2001-02
	263	Alonzo Mourning	1992-93	PERSONAL FOULS		
	258	Emeka Okafor	2006-07	292	J.R. Reid	1989-90
	257	P.J. Brown	2000-01	290	Matt Geiger	1995-96
	255	Emeka Okafor	2007-08	286	Alonzo Mourning	1992-93
	DEFENSIVE REBOUNDS			286	J.R. Reid	1990-91
	649	Anthony Mason	1997-98	280	Elden Campbell	2000-01
	643	Anthony Mason	1996-97	278	Johnny Newman	1990-91
	636	Al Jefferson	2013-14	277	Vlade Divac	1996-97
	621	Emeka Okafor	2007-08	275	Alonzo Mourning	1994-95
	612	Gerald Wallace	2009-10	273	Kenny Gattison	1991-92
	583	Larry Johnson	1992-93	269	Elden Campbell	1999-00
	576	Larry Johnson	1991-92	MISC.		
	561	Alonzo Mourning	1994-95			
	554	Anthony Mason	1999-00			
	552	Emeka Okafor	2008-09			

SINGLE-SEASON RECORDS

SINGLE-SEASON RECORDS continued

FIELD GOALS MADE

728	Larry Johnson	1992-93
722	Glen Rice	1996-97
700	Al Jefferson	2013-14
666	Kendall Gill	1991-92
648	Jason Richardson	2007-08
643	Kemba Walker	2016-17
634	Glen Rice	1997-98
616	Larry Johnson	1991-92
610	Glen Rice	1995-96
585	Larry Johnson	1994-95

THREE-POINT FIELD GOAL PERCENTAGE (MIN 150 ATT.)

.470	Glen Rice (207-440)	1996-97
.440	Hersey Hawkins (131-298)	1994-95
.439	D.J. Augustin (108-246)	2008-09
.436	Matt Carroll (105-241)	2007-08
.433	Glen Rice (130-300)	1997-98
.427	Dell Curry (154-361)	1994-95
.426	Dell Curry (126-296)	1996-97
.424	Glen Rice (171-403)	1995-96
.419	Boris Diaw (70-167)	2008-09
.416	Matt Carroll (111-267)	2006-07

FIELD GOALS ATTEMPTED

1513	Glen Rice	1996-97
1468	Jason Richardson	2007-08
1449	Kemba Walker	2016-17
1427	Kendall Gill	1991-92
1388	Jamal Mashburn	2000-01
1386	Glen Rice	1997-98
1385	Larry Johnson	1992-93
1376	Al Jefferson	2013-14
1341	Baron Davis	2001-02
1331	Kemba Walker	2015-16

FREE THROWS MADE

495	Alonzo Mourning	1992-93
490	Alonzo Mourning	1994-95
464	Glen Rice	1996-97
440	Kelly Tripucka	1988-89
433	Alonzo Mourning	1993-94
428	Glen Rice	1997-98
427	Larry Johnson	1995-96
422	Gerald Wallace	2009-10
385	Johnny Newman	1990-91
371	Kemba Walker	2015-16

FIELD GOAL PERCENTAGE (MIN 300 ATT.)

.564	Dave Hoppen (199-353)	1988-89
.561	Emeka Okafor (433-772)	2008-09
.553	Nazr Mohammed (189-342)	2009-10
.551	Jamaal Magloire (228-414)	2001-02
.549	Eddie Robinson (212-386)	1999-00
.538	Gerald Wallace (317-589)	2005-06
.536	Matt Geiger (357-666)	1995-96
.536	David Wingate (180-336)	1992-93
.535	Emeka Okafor (460-860)	2007-08
.532	Emeka Okafor (394-740)	2006-07

FREE THROWS ATTEMPTED

644	Alonzo Mourning	1994-95
634	Alonzo Mourning	1992-93
568	Alonzo Mourning	1993-94
564	Larry Johnson	1995-96
544	Gerald Wallace	2009-10
535	Glen Rice	1996-97
508	Kelly Tripucka	1988-89
504	Glen Rice	1997-98
476	Johnny Newman	1990-91
454	Gerald Wallace	2008-09

THREE-POINT FIELD GOALS MADE

243	Jason Richardson	2007-08
240	Kemba Walker	2016-17
207	Glen Rice	1996-97
182	Kemba Walker	2015-16
171	Glen Rice	1995-96
170	Baron Davis	2001-02
164	Dell Curry	1995-96
154	Dell Curry	1994-95
152	Marvin Williams	2015-16
152	Dell Curry	1993-94

FREE THROW PERCENTAGE (MIN 150 ATT.)

.910	Kelly Tripucka (152-167)	1990-91
.906	D.J. Augustin (269-297)	2010-11
.904	Matt Carroll (188-208)	2006-07
.893	Marco Belinelli (150-168)	2016-17
.893	D.J. Augustin (208-233)	2008-09
.889	Muggsy Bogues (160-180)	1994-95
.883	Kelly Tripucka (310-351)	1989-90
.876	Jamal Mashburn (211-241)	2001-02
.873	Marvin Williams (131-150)	2016-17
.867	Glen Rice (464-535)	1996-97
.867	Hersey Hawkins (261-301)	1994-95

THREE-POINT FIELD GOALS ATTEMPTED

602	Kemba Walker	2016-17
599	Jason Richardson	2007-08
490	Kemba Walker	2015-16
478	Baron Davis	2001-02
440	Glen Rice	1996-97
406	Dell Curry	1995-96
405	Nicolas Batum	2016-17
403	Glen Rice	1995-96
399	Nicolas Batum	2015-16
378	Dell Curry	1993-94
378	Marvin Williams	2015-16

DOUBLE-FIGURE SCORING GAMES

81	Larry Johnson	1992-93
79	Glen Rice	1997-98
78	Glen Rice	1996-97
78	Larry Johnson	1994-95
78	Larry Johnson	1991-92
77	Kemba Walker	2016-17
76	Jason Richardson	2007-08
76	Alonzo Mourning	1992-93
76	Kemba Walker	2015-16
76	Jason Richardson	2007-08

FRONT OFFICE

BALL OPS

PLAYERS

IS-T REVIEW

HISTORY

RECORDS

PLAYOFFS

NBA

MISC.

CHARLOTTE HORNETS SINGLE-SEASON RECORDS

SINGLE-SEASON RECORDS *continued*

RECORDS	FRONT OFFICE	BBALL OPS	PLAYERS	16-17 REVIEW	HISTORY	PLAYOFFS	NBA	MISC.
	20-PLUS POINT GAMES							
	64	Glen Rice	1996-97					
	55	Kemba Walker	2016-17					
	54	Larry Johnson	1992-93					
	50	Jason Richardson	2007-08					
	49	Glen Rice	1997-98					
	48	Kendall Gill	1991-92					
	47	Larry Johnson	1995-96					
	47	Glen Rice	1995-96					
	46	Alonzo Mourning	1994-95					
	45	Al Jefferson	2013-14					
	45	Alonzo Mourning	1992-93					
	30-PLUS POINT GAMES							
	25	Glen Rice	1996-97					
	17	Glen Rice	1997-98					
	16	Jason Richardson	2007-08					
	16	Kelly Tripucka	1988-89					
	15	Kemba Walker	2016-17					
	13	Kemba Walker	2015-16					
	13	Al Jefferson	2013-14					
	12	Glen Rice	1995-96					
	11	Stephen Jackson	2009-10					
	10	Gerald Wallace	2006-07					
	40-PLUS POINT GAMES							
	7	Glen Rice	1996-97					
	3	Glen Rice	1997-98					
	3	Kelly Tripucka	1988-89					
	2	Kemba Walker	2015-16					
	2	Gerald Wallace	2006-07					
	1	11 times						
	DOUBLE-FIGURE REBOUNDING GAMES							
	53	Emeka Okafor	2004-05					
	49	Anthony Mason	1996-97					
	49	Larry Johnson	1992-93					
	48	Larry Johnson	1991-92					
	44	Emeka Okafor	2007-08					
	44	Anthony Mason	1997-98					
	43	Al Jefferson	2013-14					
	43	Emeka Okafor	2006-07					
	43	Alonzo Mourning	1994-95					
	42	Emeka Okafor	2008-09					
	DOUBLE-FIGURE ASSIST GAMES							
	47	Muggsy Bogues	1989-90					
	43	Muggsy Bogues	1993-94					
	35	Muggsy Bogues	1992-93					
	33	Baron Davis	2001-02					
	33	Muggsy Bogues	1994-95					
	33	Muggsy Bogues	1991-92					
	30	Brevin Knight	2004-05					
	30	Muggsy Bogues	1990-91					
	27	Brevin Knight	2005-06					
	25	Muggsy Bogues	1988-89					

ALL-TIME HORNETS TRIPLE-DOUBLES

ALL-TIME HORNETS TRIPLE-DOUBLES (25)

PLAYER	OPPONENT	DATE	PTS	REBS	ASTS
Larry Johnson	vs. Minnesota	3/18/93	11	12	10
Larry Johnson	at Indiana	3/19/93	21	10	11
Larry Johnson	vs. Detroit	12/27/93	29	20	11
Larry Johnson	vs. Minnesota	1/11/95	23	10	10
Kendall Gill	at San Antonio	11/19/95	11	10	12
Kendall Gill	at Phoenix	12/12/95	18	11	12
Larry Johnson	vs. Dallas	3/7/96	21	10	10
Anthony Mason	vs. Seattle	11/26/96	14	10	10
Anthony Mason	at Dallas	2/25/97	15	22	10
Anthony Mason	vs. San Antonio	3/4/97	19	13	12
Anthony Mason	vs. Boston	3/6/97	19	14	12
Anthony Mason	vs. Houston	2/22/00	12	10	11
Anthony Mason	at Atlanta	3/25/00	12	15	11
Anthony Mason	vs. Portland	3/31/00	31	14	11
Baron Davis	vs. Philadelphia	11/22/00	12	10	11
Baron Davis	vs. Cleveland	11/25/00	14	10	11
Jamal Mashburn	vs. Milwaukee	1/19/01	26	10	10
Baron Davis	vs. Golden State	1/3/02	28	10	11
Stephen Jackson	vs. Phoenix	11/20/10	24	10	10
Boris Diaw	at Philadelphia	1/17/11	25	11	11
Kemba Walker	vs. Washington	1/28/12	20	10	11
Kemba Walker	vs. Orlando	4/4/14	13	10	10
Nicolas Batum	vs. Miami	12/9/15	10	11	11
Nicolas Batum	at Philadelphia	3/29/16	19	11	12
Nicolas Batum	vs. Chicago	12/23/16	20	11	10

TRIPLE-DOUBLE LEADERS

Anthony Mason	7
Larry Johnson	5
Baron Davis	3
Nicolas Batum	3
Kendall Gill	2
Kemba Walker	2
Boris Diaw	1
Stephen Jackson	1
Jamal Mashburn	1

DOUBLE-DOUBLE LEADERS

Emeka Okafor	180
Larry Johnson	161
Muggsy Bogues	141
Alonzo Mourning	121
Gerald Wallace	109
Anthony Mason	98
Al Jefferson	71
Elden Campbell	69
Raymond Felton	53
Vlade Divac	49

FRONT OFFICE

BALL OPS

PLAYERS

16-17 REVIEW

HISTORY

RECORDS

PLAYOFFS

NBA

MISC.

CHARLOTTE HORNETS SPECTRUM CENTER TEAM HIGHS

SPECTRUM CENTER TEAM HIGHS

FRONT OFFICE

POINTS

Game	133	Charlotte vs. L.A. Lakers***	12/29/06
Half	75	Charlotte vs. Indiana (1st)	11/7/16
Quarter	43	Charlotte vs. Indiana (1st)	11/7/16
	43	Charlotte vs. Phoenix (1st)	1/16/10
	43	Denver (2nd)	1/14/08
Overtime	21	Portland	2/9/07

BBALL OPS

REBOUNDS

Game	64	Charlotte vs. L.A. Lakers***	12/29/06
Half	35	Indiana (2nd)	2/22/12
	35	Charlotte vs. New Jersey (1st)	12/3/10
	35	Charlotte vs. Philadelphia (2nd)	2/8/06
Quarter	23	Indiana (3rd)	2/22/12
Overtime	9	Portland	12/3/12

PLAYERS

OFFENSIVE REBOUNDS

Game	24	Indiana	2/22/12
Half	21	Indiana (2nd)	2/22/12
Quarter	15	Indiana (3rd)	2/22/12
Overtime	4	Three times	

16-17 REVIEW

DEFENSIVE REBOUNDS

Game	50	Detroit	12/7/16
Half	29	Brooklyn (2nd)	3/6/13
Quarter	17	New Jersey (1st)	2/8/08
Overtime	8	Portland	12/3/12

HISTORY

ASSISTS

Game	42	Charlotte vs. Dallas	2/11/14
Half	23	Charlotte vs. Dallas (2nd)	2/11/14
Quarter	14	Denver	3/31/17
	14	Charlotte vs. Atlanta	3/6/09
Overtime	6	Charlotte vs. Minnesota	12/3/16

RECORDS

STEALS

Game	19	Charlotte vs. Milwaukee	1/13/06
Half	12	Denver (1st)	11/12/06
	12	Charlotte vs. Milwaukee (2nd)	1/13/06
Quarter	9	Charlotte vs. Miami (4th)	11/12/05
Overtime	3	Charlotte vs. Washington	11/21/07

PLAYOFFS

TURNOVERS

Game	29	Charlotte vs. Denver	11/12/06
Half	16	Charlotte vs. Boston (1st)	11/29/08
	16	Charlotte vs. Denver (1st)	11/12/06
Quarter	12	Charlotte vs. Miami (3rd)	12/28/11
Overtime	4	Boston	1/6/09

NBA

BLOCKED SHOTS

Game	16	Charlotte vs. Toronto	11/25/09
Half	11	Los Angeles Lakers (2nd)	12/20/16
	11	Charlotte vs. Toronto (2nd)	12/14/10
Quarter	7	Four times	
Overtime	4	Sacramento	2/22/08

MISC.

PERSONAL FOULS

Game	39	Boston*	11/5/05
Half	23	Toronto (2nd)	3/17/12
Quarter	16	Milwaukee (4th)	11/2/07
Overtime	11	Charlotte vs. Portland	2/9/07

FIELD GOALS MADE

Game	51	Charlotte vs. Washington	4/3/07
Half	30	Chicago (1st)	3/31/06
Quarter	18	Toronto (1st)	3/31/08
Overtime	7	Minnesota	12/3/16

FIELD GOALS ATTEMPTED

Game	112	Charlotte vs. L.A. Lakers***	12/29/06
Half	54	Four times	
Quarter	31	New York (1st)	11/8/13
	31	Golden State (2nd)	3/8/06
Overtime	12	New Orleans	3/11/17
	12	New Jersey	12/3/10
	12	Boston	11/5/05

FIELD GOAL PERCENTAGE

Game	.646	Charlotte vs. Atlanta (42-65)	1/20/07
Half	.725	Milwaukee (1st) (29-40)	3/28/17
Quarter	.867	Toronto (3rd) (13-15)	2/10/06
Overtime	.857	Orlando (6-7)	4/6/11

THREE-POINT FIELD GOALS MADE

Game	21	Miami	4/5/17
Half	12	Cleveland (1st)	12/31/16
	12	Los Angeles Lakers (1st)	12/20/16
	12	San Antonio (1st)	12/8/12
Quarter	8	Chicago (1st)	3/13/17
Overtime	3	Orlando	4/6/11

THREE-POINT FIELD GOALS ATTEMPTED

Game	46	Charlotte vs. New Orleans*	3/11/17
Half	24	Brooklyn (1st)	1/21/17
Quarter	15	Charlotte vs. Cleveland (1st)	3/24/17
Overtime	7	Charlotte vs. New Orleans	3/11/17

THREE-POINT FIELD GOAL PERCENTAGE

Game	.750	Atlanta (6-8)	2/13/08
Half	1.000	Six times	
Quarter	1.000	Several times	
Overtime	1.000	Atlanta (1st) (2-2)	2/13/08
	1.000	Charlotte vs. Cleveland (2-2)	3/20/07

FREE THROWS MADE

Game	40	Charlotte vs. Oklahoma City	1/4/17
Half	26	Charlotte vs. Cleveland (2nd)	12/8/07
	26	Atlanta (2nd)	2/1/06
Quarter	21	Charlotte vs. Cleveland (4th)	12/8/07
Overtime	14	Portland	2/9/07

FREE THROWS ATTEMPTED

Game	52	Charlotte vs. Dallas	11/11/05
Half	33	Atlanta (2nd)	2/1/06
Quarter	27	Charlotte vs. Milwaukee (4th)	11/2/07
Overtime	19	Portland	2/9/07

FREE THROW PERCENTAGE

Game	1.000	Four times	
Half	1.000	Several times	
Quarter	1.000	Several times	
Overtime	1.000	Several times	

*Denotes Number of Overtime Periods

SPECTRUM CENTER TEAM LOWS

SPECTRUM CENTER TEAM LOWS

POINTS

Game	62	Charlotte vs. Boston	12/11/10
	62	Charlotte vs. Houston	12/8/06
Half	26	Charlotte vs. Detroit (1st)	12/17/05
Quarter	6	Washington (4th)	11/25/15
Overtime	2	Boston	11/5/05

REBOUNDS

Game	25	Charlotte vs. Atlanta	1/20/07
Half	9	Charlotte vs. New York (2nd)	4/18/07
Quarter	1	Charlotte vs. Atlanta (2nd)	1/20/07
Overtime	1	Four times	

OFFENSIVE REBOUNDS

Game	1	Charlotte vs. Chicago	1/5/10
Half	0	Several times	
Quarter	0	Several times	
Overtime	0	Several times	

DEFENSIVE REBOUNDS

Game	16	Miami	11/1/08
Half	6	New Orleans (1st)	12/29/12
	6	Miami (1st)	11/1/08
Quarter	1	Charlotte vs. New York (4th)	11/23/05
Overtime	0	Milwaukee	4/02/10
	0	Charlotte vs. New Jersey	3/24/07

ASSISTS

Game	8	Portland	11/14/09
Half	1	Boston (2nd)	1/6/09
Quarter	0	Several times	
Overtime	0	Four times	

STEALS

Game	0	Indiana	3/5/14
	0	Charlotte vs. Atlanta	3/6/09
Half	0	Several times	
Quarter	0	Several times	
Overtime	0	Several times	

TURNOVERS

Game	4	Charlotte vs. Milwaukee	3/18/17
	4	Charlotte vs. Oklahoma City	1/2/16
Half	0	Charlotte vs. Orlando	4/13/16
Quarter	0	Several times	
Overtime	0	Several times	

BLOCKED SHOTS

Game	0	Four times	
Half	0	Several times	
Quarter	0	Several times	
Overtime	0	Several times	

PERSONAL FOULS

Game	8	Indiana	3/6/17
	8	Chicago	12/23/16
Half	1	Five times	
Quarter	0	Seven times	
Overtime	0	Five times	

FIELD GOALS MADE

Game	21	Charlotte vs. Toronto	2/10/06
Half	8	Boston (2nd)	3/12/13
	8	Charlotte vs. New Orleans (2nd)	4/16/12
	8	Charlotte vs. New Jersey (1st)	11/2/09
Quarter	1	Washington (4th)	11/25/15
Overtime	1	Five times	

FIELD GOALS ATTEMPTED

Game	59	Charlotte vs. Detroit	11/3/08
Half	26	Charlotte vs. Detroit (2nd)	11/3/08
Quarter	8	Indiana (4th)	11/16/05
Overtime	4	Charlotte vs. Boston	1/6/09
	4	Charlotte vs. Chicago	12/16/08
	4	Charlotte vs. Atlanta	2/13/08

FIELD GOAL PERCENTAGE

Game	.284	Charlotte vs. Houston (23-81)	12/8/06
Half	.190	New Jersey (1st)	11/2/09
Quarter	.005	Washington (4th) (1-20)	11/25/15
Overtime	.083	Boston (1-12)	11/5/05

THREE-POINT FIELD GOALS MADE

Game	0	Miami	2/5/16
Half	0	Several times	
Quarter	0	Several times	
Overtime	0	Several times	

THREE-POINT FIELD GOALS ATTEMPTED

Game	1	Atlanta	1/20/07
Half	0	Atlanta (1st)	1/20/07
Quarter	0	Several times	
Overtime	0	Five times	

THREE-POINT FIELD GOAL PERCENTAGE

Game	.000	Miami (0-9)	2/5/16
Half	.000	Several times	
Quarter	.000	Several times	
Overtime	.000	Several times	

FREE THROWS MADE

Game	2	Indiana	3/6/17
Half	0	Four times	
Quarter	0	Several times	11/1/15
Overtime	0	Several times	

FREE THROWS ATTEMPTED

Game	3	Indiana	3/6/17
Half	0	Indiana (2nd)	3/6/17
Quarter	0	Several times	
Overtime	0	Several times	

FREE THROW PERCENTAGE

Game	.375	Chicago (6-16)	12/28/05
Half	.200	Miami (1st) (1-5)	4/3/09
Quarter	.000	Several times	
Overtime	.000	Charlotte vs. Minnesota (0-2)	12/3/16

*Denotes Number of Overtime Periods

FRONT OFFICE

BALL OPS

PLAYERS

16-17 REVIEW

HISTORY

RECORDS

PLAYOFFS

NBA

MISC.

CHARLOTTE HORNETS SPECTRUM CENTER INDIVIDUAL HIGHS

SPECTRUM CENTER INDIVIDUAL HIGHS

FRONT OFFICE

POINTS

Game	58	Kobe Bryant vs. L.A. Lakers***	12/29/06
Half	40	Deron Williams vs. New Jersey (2nd)	3/4/12
Quarter	28	Stephen Curry vs. Golden State (3rd)	12/2/15
Overtime	12	Jarrett Jack vs. Portland	2/9/07

REBOUNDS

Game	25	Emeka Okafor vs. L.A. Lakers***	12/29/06
Half	15	Hassan Whiteside vs. Miami (2nd)	4/5/17
Quarter	11	Hassan Whiteside vs. Miami (3rd)	4/5/17
	11	Marcus Camby vs. Denver (3rd)	1/14/08
Overtime	6	Nicolas Batum vs. Portland	12/3/12

OFFENSIVE REBOUNDS

Game	12	Thomas Robinson vs. Brooklyn	4/8/16
Half	9	David Lee vs. New York (2nd)	12/21/07
Quarter	8	Thomas Robinson vs. Brooklyn (2nd)	4/8/16
	8	David Lee vs. New York (4th)	12/21/07
Overtime	3	Kendrick Perkins vs. Boston	1/6/09
	3	Gerald Wallace vs. Cleveland	3/24/07
	3	Ricky Davis vs. Boston	11/5/05

DEFENSIVE REBOUNDS

Game	19	Emeka Okafor vs. L.A. Lakers***	12/29/06
	19	Chris Kaman vs. L.A. Clippers	12/23/05
Half	13	Andre Drummond vs. Detroit (1st)	12/7/16
Quarter	9	Al Jefferson vs. Toronto (1st)	1/20/14
Overtime	5	Nicolas Batum vs. Portland	12/3/12

ASSISTS

Game	20	Rajon Rondo vs. Sacramento	11/23/15
Half	12	Rajon Rondo vs. Sacramento (2nd)	11/23/15
Quarter	9	Mo Williams vs. L.A. Lakers (4th)	3/3/15
	9	Jeff Teague vs. Atlanta (3rd)	11/11/13
	9	D.J. Augustin vs. Detroit (1st)	4/10/11
Overtime	3	Four times	

STEALS

Game	8	Kemba Walker vs. Dallas*	11/10/12
	8	Gerald Wallace vs. Milwaukee	1/13/06
	8	Morris Peterson vs. Toronto	2/10/06
Half	7	Morris Peterson vs. Toronto (2nd)	2/10/06
Quarter	5	Chris Paul vs. New Orleans (4th)	11/7/08
	5	Gerald Wallace vs. Milwaukee (3rd)	1/13/06
Overtime	2	Devin Harris vs. New Jersey	12/27/08

TURNOVERS

Game	9	Five times	
Half	6	Five times	
Quarter	5	Boris Diaw vs. Miami (3rd)	12/28/11
	5	Gerald Wallace vs. Indiana (3rd)	1/18/06
	5	Raymond Felton vs. New Orleans (2nd)	1/16/06
Overtime	3	Kwame Brown vs. L.A. Lakers	12/29/06

BLOCKED SHOTS

Game	10	Hassan Whiteside vs. Miami	2/5/16
Half	6	Emeka Okafor vs. Dallas (1st)	11/20/06
Quarter	5	Emeka Okafor vs. Dallas (2nd)	11/20/06
	5	Tony Battie vs. Orlando (1st)	1/20/06
Overtime	2	Four times	

BBALL OPS

PLAYERS

16-17 REVIEW

HISTORY

RECORDS

PLAYOFFS

NBA

MISC.

PERSONAL FOULS

Game	6	Several times	
Half	5	Several times	
Quarter	5	Brevin Knight vs. Utah (4th)	11/14/08
	5	Derek Anderson vs. New York (4th)	4/18/07
Overtime	5	Matt Carroll vs. Portland	2/9/07

FIELD GOALS MADE

Game	22	Kobe Bryant vs. L.A. Lakers***	12/29/06
Half	12	Kemba Walker vs. Orlando (2nd)	12/27/15
	12	Al Jefferson vs. Minnesota (2nd)	4/8/08
Quarter	9	Andrew Bogut vs. Milwaukee (1st)	3/28/11
Overtime	4	Anthony Davis vs. New Orleans	3/11/17
	4	Shaquille O'Neal vs. Miami	3/6/06

FIELD GOALS ATTEMPTED

Game	45	Kobe Bryant vs. L.A. Lakers***	12/29/06
Half	22	Kemba Walker vs. Orlando (2nd)	12/9/13
Quarter	13	Five times	
Overtime	7	Anthony Davis vs. New Orleans	3/11/17

THREE-POINT FIELD GOALS MADE

Game	8	Avery Bradley vs. Boston	10/29/16
	8	Stephen Curry vs. Golden State	12/2/15
	8	Ben Gordon vs. Portland*	12/3/12
Half	7	Ben Gordon vs. Portland (2nd)	12/3/12
Quarter	6	Shannon Brown vs. Phoenix (4th)	11/7/12
Overtime	2	Kyle Korver vs. Atlanta	11/17/14
	2	Gerald Wallace vs. Indiana	12/31/07

THREE-POINT FIELD GOALS ATTEMPTED

Game	16	Stephen Curry vs. Golden State	12/9/14
Half	9	Six times	
Quarter	7	Mo Williams vs. Boston (4th)	3/30/15
	7	A. Igoudala vs. Philadelphia (3rd)	4/16/08
Overtime	4	Kemba Walker vs. New Orleans	3/11/17
	4	Richard Hamilton vs. Detroit	1/12/08

FREE THROWS MADE

Game	21	Deron Williams vs. New Jersey	3/4/12
Half	16	Deron Williams vs. New Jersey (2nd)	3/4/12
	16	Marvin Williams vs. Atlanta (2nd)	2/6/09
Quarter	11	Raymond Felton vs. Cleveland (4th)	12/8/07
Overtime	9	Jarrett Jack vs. Portland	2/9/07

FREE THROWS ATTEMPTED

Game	22	Gerald Wallace vs. Indiana*	12/31/07
	22	Dwyane Wade vs. Miami	11/25/06
Half	19	Dwyane Wade vs. Miami (2nd)	11/25/06
Quarter	13	Dwight Howard vs. Orlando (4th)	12/14/07
Overtime	12	Jarrett Jack vs. Portland	2/9/07

MINUTES

Game	57	Raymond Felton vs. L.A. Lakers***	12/29/06
------	----	-----------------------------------	----------

* Denotes Number of Overtime Periods



PLAYOFFS

CHARLOTTE HORNETS PLAYOFFS

FRONT OFFICE

2016 EASTERN CONFERENCE FIRST ROUND (3-4)

G	DATE	SCORE	OPP	W/L	RECORD	ATTEN.	Charlotte High Scorer	Charlotte High Rebounder	Opponent High Scorer
1	4/17	91-123	@MIA	L	0-1	19,600	Batum (24)	Zeller (7)	Deng (31)
2	4/20	103-115	@MIA	L	0-2	19,650	Walker (29)	Batum/Jefferson (7)	Wade (28)
3	4/23	96-80	MIA	W	1-2	19,604	Lin (18)	Williams (14)	Deng (19)
4	4/25	89-85	MIA	W	2-2	19,156	Walker (34)	Hawes (8)	Johnson (16)

BBALL OPS

2014 EASTERN CONFERENCE FIRST ROUND (0-4)

G	DATE	SCORE	OPP	W/L	RECORD	ATTEN.	Charlotte High Scorer	Charlotte High Rebounder	Opponent High Scorer
1	4/20	88-99	@MIA	L	0-1	19,640	Walker (20)	Jefferson (10)	James (27)
2	4/23	97-101	@MIA	L	0-2	19,603	Kidd-Gilchrist (22)	Jefferson (13)	James (32)
3	4/26	85-98	MIA	L	0-3	19,633	Jefferson (20)	McRoberts (9)	James (30)
4	4/28	98-109	MIA	L	0-4	19,092	Walker (29)	McRoberts (10)	James (31)

PLAYERS

15-16 REVIEW

2010 EASTERN CONFERENCE FIRST ROUND (0-4)

G	DATE	SCORE	OPP	W/L	RECORD	ATTEN.	Charlotte High Scorer	Charlotte High Rebounder	Opponent High Scorer
1	4/18	89-98	@ORL	L	0-1	17,461	Wallace (25)	Wallace (17)	Nelson (32)
2	4/21	77-92	@ORL	L	0-2	17,461	Jackson (27)	Diaw (7)	Carter (19)
3	4/24	86-90	ORL	L	0-3	19,596	Jackson (19)	Wallace (8)	Nelson (32)
4	4/26	90-99	ORL	L	0-4	19,086	Thomas (21)	Thomas (9)	Carter (21)

HISTORY

2002 EASTERN CONFERENCE SEMIFINALS (1-4)

G	DATE	SCORE	OPP	W/L	RECORD	ATTEN.	Charlotte High Scorer	Charlotte High Rebounder	Opponent High Scorer
1	5/5	93-99	@NUN	L	0-1	19,071	Davis (23)	Brown (9)	Kidd (21)
2	5/7	88-102	@NUN	L	0-2	20,049	Davis (21)	Lynch (11)	Harris (24)
3	5/9	115-97	NUN	W	1-2	11,363	Davis (26)	Lynch (12)	Jefferson (16)
4	5/12	79-89	NUN	L	1-3	13,864	Davis (20)	Brown (16)	Kidd (24)
5	5/15	95-103	@NUN	L	1-4	20,049	Magloire/Nailon (14)	Lynch (13)	Kidd (23)

RECORDS

PLAYOFFS

2002 EASTERN CONFERENCE FIRST ROUND (3-1)

G	DATE	SCORE	OPP	W/L	ATTEN.	Charlotte High Scorer	Charlotte High Rebounder	Opponent High Scorer
1	4/20	80-79	ORL	W	9,505	Davis (28)	Brown (15)	McGrady (20)
2	4/23	103-111*	ORL	L	10,323	Campbell (27)	Campbell (13)	McGrady (31)
3	4/27	110-100*	@ORL	W	16,754	Davis (33)	Davis (14)	McGrady (37)
4	4/30	102-85	@ORL	W	16,254	Davis (28)	Davis (11)	McGrady (35)

NBA

MISC.

* Denotes Number of Overtime Periods

PLAYOFFS

2001 EASTERN CONFERENCE SEMIFINALS (3-4)

G	DATE	SCORE	OPP	W/L	ATTEN.	Charlotte High Scorer	Charlotte High Rebounder	Opponent High Scorer
1	5/6	92-104	@MIL	L	18,717	Mashburn (23)	Campbell (13)	Allen (26)
2	5/8	90-91	@MIL	L	18,717	Wesley (20)	Brown (11)	Allen (28)
3	5/10	102-92	MIL	W	17,392	Mashburn (36)	Brown (16)	Robinson (23)
4	5/13	85-78	MIL	W	18,756	Mashburn (31)	Brown (13)	Allen (19)
5	5/15	94-86	@MIL	W	18,717	Mashburn (24)	Campbell (10)	Robinson (22)
6	5/17	97-104	MIL	L	23,509	Wesley (27)	Mashburn (9)	Cassell (33)
7	5/20	95-104	@MIL	L	18,717	Davis (29)	Campbell (10)	Robinson (29)

2001 EASTERN CONFERENCE FIRST ROUND (3-0)

G	DATE	SCORE	OPP	W/L	ATTEN.	Charlotte High Scorer	Charlotte High Rebounder	Opponent High Scorer
1	4/21	106-80	@MIA	W	20,085	Mashburn (28)	Brown (7)	House (16)
2	4/23	102-76	@MIA	W	16,500	Mashburn (22)	Brown (8)	Jones (21)
3	4/27	94-79	MIA	W	22,283	Davis/Mashburn (21)	Brown (12)	Jones (22)

2000 EASTERN CONFERENCE FIRST ROUND (1-3)

G	DATE	SCORE	OPP	W/L	ATTEN.	Charlotte High Scorer	Charlotte High Rebounder	Opponent High Scorer
1	4/22	82-92	PHI	L	15,023	Coleman (23)	Coleman (16)	Iverson (40)
2	4/24	108-98*	PHI	W	11,686	Coleman (26)	Campbell (14)	Kukoc (20)
3	4/28	76-81	@PHI	L	20,849	Jones (18)	Coleman (17)	Iverson (24)
4	5/1	99-105	@PHI	L	20,712	Mashburn/Campbell (21)	Coleman/Campbell (11)	Iverson (26)

1998 EASTERN CONFERENCE SEMIFINALS (1-4)

G	DATE	SCORE	OPP	W/L	ATTEN.	Charlotte High Scorer	Charlotte High Rebounder	Opponent High Scorer
1	5/3	70-83	@CHI	L	23,844	Rice (25)	Divac (14)	Jordan (35)
2	5/6	78-76	@CHI	W	23,844	Mason/Curry (15)	Divac (19)	Jordan (22)
3	5/8	89-103	CHI	L	23,799	Rice (31)	Divac (13)	Jordan (27)
4	5/10	80-94	CHI	L	23,799	Divac (15)	Rice (9)	Jordan (31)
5	5/13	84-93	@CHI	L	23,844	Rice (30)	Divac (15)	Jordan (33)

1998 EASTERN CONFERENCE FIRST ROUND (3-1)

G	DATE	SCORE	OPP	W/L	ATTEN.	Charlotte High Scorer	Charlotte High Rebounder	Opponent High Scorer
1	4/23	97-87	ATL	W	19,176	Rice (34)	Mason/Divac (7)	Smith (35)
2	4/25	92-85	ATL	W	20,390	Mason (25)	Rice (13)	Henderson/Smith (22)
3	4/28	64-96	@ATL	L	19,745	Mason (12)	Divac (7)	Blaylock (16)
4	5/1	91-82	@ATL	W	22,074	Mason (29)	Mason (14)	Smith (27)

FRONT OFFICE

BBALL OPS

PLAYERS

IS-B REVIEW

HISTORY

RECORDS

PLAYOFFS

NBA

MISC.

CHARLOTTE HORNETS PLAYOFFS

FRONT OFFICE

1997 EASTERN CONFERENCE FIRST ROUND (0-3)

G	DATE	SCORE	OPP	W/L	ATTEN.	Charlotte High Scorer	Charlotte High Rebounder	Opponent High Scorer
1	4/24	99-109	@NYK	L	19,763	Divac (27)	Mason (13)	Houston (25)
2	4/26	93-100	@NYK	L	19,763	Rice (39)	Mason/Divac (12)	Ewing (30)
3	4/28	95-104	NYK	L	24,042	Rice (22)	Mason (11)	Johnson (22)

BBALL OPS

1995 EASTERN CONFERENCE FIRST ROUND (1-3)

G	DATE	SCORE	OPP	W/L	ATTEN.	Charlotte High Scorer	Charlotte High Rebounder	Opponent High Scorer
1	4/28	*100-108	CHI	L	23,859	Mourning (32)	Mourning (13)	Jordan (48)
2	4/30	106-89	CHI	W	23,859	Johnson (25)	Mourning (20)	Jordan (32)
3	5/2	80-103	@CHI	L	24,114	Johnson (22)	Mourning (7)	Jordan (25)
4	5/4	84-85	@CHI	L	24,221	Mourning (20)	Mourning (13)	Jordan/Pippen (24)

PLAYERS

1993 EASTERN CONFERENCE SEMIFINALS (1-4)

G	DATE	SCORE	OPP	W/L	ATTEN.	Charlotte High Scorer	Charlotte High Rebounder	Opponent High Scorer
1	5/9	95-111	@NYK	L	19,763	Mourning (27)	Mourning (13)	Ewing (33)
2	5/12	*101-105	@NYK	L	19,763	Mourning (24)	Green (10)	Ewing (34)
3	5/14	**110-106	NYK	W	23,698	Mourning (34)	Mourning (10)	Ewing (26)
4	5/16	92-94	NYK	L	23,698	Johnson (24)	Mourning (8)	Ewing (28)
5	5/18	101-105	@NYK	L	19,763	Gill (26)	Mourning (12)	Oakley (21)

15-16 REVIEW

HISTORY

1993 EASTERN CONFERENCE FIRST ROUND (3-1)

G	DATE	SCORE	OPP	W/L	ATTEN.	Charlotte High Scorer	Charlotte High Rebounder	Opponent High Scorer
1	4/29	101-112	@BOS	L	14,890	Mourning (30)	Johnson (13)	McDaniel (21)
2	5/1	**99-98	@BOS	W	14,890	Johnson (23)	Mourning (14)	McHale (30)
3	5-3	119-89	BOS	W	23,698	Johnson (29)	Johnson (11)	Gamble (19)
4	5/5	104-103	BOS	W	23,698	Mourning (33)	Mourning (7)	Parish (24)

RECORDS

* Denotes Number of Overtime Periods

PLAYOFFS

NBA

MISC.

2016 FIRST ROUND VS. MIAMI HEAT

PLAYER	G	GS	MIN	FIELD GOALS			FREE THROWS		REBOUNDS			AST	PF	DQ	STL	TO	BLK	PTS	PPG
				FGM-FGA	PCT	3FGM-3FGA	PCT.	FTM-FTA	PCT.	OR-DR	TOT								
Walker	7	7	260	56-153	.366	14-43	.326	33-35	.943	3-18	21	28	10	0	9	12	4	159	22.7
Jefferson	7	5	169	42-83	.506	0-0	---	9-13	.692	14-29	43	8	12	0	4	6	3	93	13.3
Lin	7	0	189	26-63	.413	3-14	.214	32-39	.821	3-13	16	18	21	0	5	11	0	87	12.4
Batum	5	2	144	17-45	.378	6-22	.273	17-20	.850	2-16	18	10	6	0	2	8	0	57	11.4
Lee	7	7	257	21-51	.412	4-9	.444	14-15	.933	5-15	20	9	19	0	6	5	3	60	8.6
Zeller	7	2	138	21-38	.553	0-0	---	17-21	.810	9-28	37	2	20	0	1	7	3	59	8.4
Kaminsky	7	5	191	14-46	.304	5-17	.294	17-21	.810	3-27	30	8	15	0	6	2	5	50	7.1
Williams	7	7	228	14-51	.275	6-17	.353	2-4	.500	7-41	48	6	11	0	6	2	3	36	5.1
Lamb	3	0	12	5-9	.556	1-1	1.000	0-0	---	1-3	4	1	0	0	0	4	1	11	3.7
Hawes	5	0	54	6-13	.462	1-4	.250	5-6	.833	3-13	16	3	5	1	1	4	2	18	3.6
Daniels	4	0	18	1-8	.125	0-3	.000	0-0	---	0-2	2	0	2	0	0	0	0	2	0.5
Gutierrez	3	0	12	0-3	.000	0-0	---	0-0	---	0-2	2	2	0	0	0	1	0	0	0.0
Harrison	2	0	8	0-0	---	0-0	---	0-0	---	0-1	1	0	1	0	0	0	0	0	0.0
Hansbrough	2	0	6	0-0	---	0-0	---	0-0	---	0-0	0	0	0	0	0	0	0	0	0.0
CHARLOTTE	7	1680	223-563	.396	40-130	.308	146-174	.839	50-208	326	95	122	0	40	66	23	632	90.3	
MIAMI	7	1680	265-569	.466	58-143	.406	106-144	.736	66-264	384	134	151	1	29	85	50	694	99.1	

2014 FIRST ROUND VS. MIAMI HEAT

PLAYER	G	GS	MIN	FIELD GOALS			FREE THROWS		REBOUNDS			AST	PF	DQ	STL	TO	BLK	PTS	PPG
				FGM-FGA	PCT	3FGM-3FGA	PCT.	FTM-FTA	PCT.	OR-DR	TOT								
Walker	4	4	153	26-55	.473	12-24	.500	14-18	.778	1-14	15	24	6	0	8	15	3	78	19.5
Jefferson	3	3	106	26-53	.491	0-0	---	4-5	.800	6-22	28	2	7	0	1	1	5	56	18.7
McRoberts	4	4	154	15-33	.455	8-17	.471	8-10	.800	1-26	27	15	13	0	4	6	1	46	11.5
Neal	4	0	104	18-51	.353	4-18	.222	5-7	.714	3-5	8	4	9	0	0	8	0	45	11.3
Henderson	4	4	119	14-37	.378	0-9	.000	11-17	.647	1-15	16	9	12	1	4	6	1	39	9.8
Douglas-R.	4	0	70	11-16	.688	4-8	.500	12-14	.857	2-6	8	2	11	0	0	4	0	38	9.5
Kidd-Gilchrist	4	4	91	14-27	.519	0-1	.000	6-10	.600	8-18	26	6	13	0	0	8	2	34	8.5
Biyombo	3	1	48	3-5	.600	0-0	---	2-6	.333	5-6	11	1	4	0	0	0	2	8	2.7
Ridnour	4	0	36	4-13	.308	2-6	.333	0-0	---	0-4	4	12	1	0	0	4	1	10	2.5
Zeller	4	0	53	3-9	.333	0-0	---	2-4	.500	5-4	9	2	3	0	0	2	3	8	2.0
Tolliver	4	0	21	1-2	.500	1-2	.500	3-3	1.000	1-3	4	1	2	0	0	0	0	6	1.5
Pargo	1	0	3	0-0	---	0-0	---	0-0	---	0-1	1	1	0	0	0	1	0	0	0.0
White	1	0	3	0-0	---	0-0	---	0-0	---	0-2	2	0	0	0	0	1	0	0	0.0
CHARLOTTE	4	960	135-301	.449	31-85	.365	67-94	.713	33-126	159	79	81	1	17	60	18	368	92.0	
MIAMI	4	960	145-304	.477	38-88	.432	79-104	.760	21-126	147	84	79	0	29	42	18	407	101.8	

FRONT OFFICE

BALL OPS

PLAYERS

IS-IG REVIEW

HISTORY

RECORDS

PLAYOFFS

NBA

MISC.

CHARLOTTE HORNETS **PLAYOFFS**

2010 FIRST ROUND VS. ORLANDO MAGIC

FRONT OFFICE

BBALL OPS

PLAYERS

PLAYER	G	GS	MIN	FIELD GOALS			FREE THROWS			REBOUNDS			DQ	STL	TO	BLK	PTS	PPG	
				FGM-FGA	PCT	3FGM-3FGA	PCT.	FTM-FTA	PCT.	OR-DR	TOT	AST							PF
Walker	4	4	153	26-55	.473	12-24	.500	14-18	.778	1-14	15	24	6	0	8	15	3	78	19.5
Wallace	4	4	164	21-44	.477	5-11	.455	23-35	.657	2-34	36	9	9	0	5	3	6	70	17.5
Felton	4	4	130	17-42	.405	4-3	.308	9-12	.750	3-7	10	20	8	0	2	6	0	47	11.8
Thomas	4	0	68	15-24	.625	0-0	---	5-6	.833	6-16	22	2	9	0	2	4	2	35	8.8
Diaw	4	4	152	14-28	.500	1-9	.111	1-2	.500	7-13	20	16	11	0	1	12	3	30	7.5
Hughes	4	0	58	8-17	.471	4-10	.400	4-7	.571	1-12	13	6	8	0	0	3	0	24	6.0
Mohammed	4	0	48	11-19	.579	0-0	---	2-3	.667	5-3	8	2	13	0	1	1	2	24	6.0
Chandler	4	0	60	6-11	.545	0-0	---	2-3	.667	3-7	10	2	16	1	2	4	3	14	3.5
Ratliff	4	4	47	3-8	.375	0-0	---	1-2	.500	0-3	3	1	15	0	2	2	0	7	1.8
Brown	2	0	1	1-1	1.000	0-0	---	0-0	---	0-0	0	0	0	0	0	0	0	2	1.0
Graham	2	0	5	0-4	.000	0-1	.000	0-0	---	0-0	0	1	1	0	1	1	0	0	0.0
CHARLOTTE	4	960	125-282	.443	19-68	.279	73-102	.716	34-112	146	81	107	1	22	62	18	342	85.5	
ORLANDO	4	960	121-275	.440	45-120	.375	92-129	.713	37-114	151	62	94	4	31	51	26	379	94.8	

2002 FIRST ROUND VS. ORLANDO MAGIC

15-16 REVIEW

HISTORY

RECORDS

PLAYOFFS

NBA

MISC.

PLAYER	G	GS	MIN	FIELD GOALS			FREE THROWS			REBOUNDS			DQ	STL	TO	BLK	PTS	PPG	
				FGM-FGA	PCT	3FGM-3FGA	PCT.	FTM-FTA	PCT.	OR-DR	TOT	AST							PF
Davis	4	4	186	35-87	.402	10-26	.385	20-27	.741	9-27	36	37	13	1	11	10	3	100	25.0
Wesley	4	4	168	21-54	.389	7-12	.583	13-14	.929	3-8	11	6	12	0	4	9	2	62	15.5
Campbell	4	4	107	24-52	.462	0-0	---	5-6	.833	9-21	30	8	14	0	1	7	9	53	13.3
Magloire	4	0	93	11-19	.579	0-0	---	28-35	.800	6-16	22	3	12	0	0	6	6	50	12.5
Brown	4	4	152	17-41	.415	0-0	---	15-21	.714	15-25	40	8	14	1	4	5	2	49	12.3
Augmon	4	0	86	9-21	.429	0-0	---	9-11	.818	4-11	15	8	14	1	6	5	1	27	6.8
Nailon	4	1	79	11-25	.440	0-0	---	5-8	.625	2-6	8	5	6	0	1	2	0	27	6.8
Lynch	4	2	98	7-15	.467	0-0	---	3-6	.500	15-13	28	3	11	0	4	4	0	17	4.3
Traylor	4	0	29	3-9	.333	0-0	---	4-6	.667	0-9	9	1	7	0	2	2	1	10	2.5
Drew	1	0	1	0-0	---	0-0	---	0-0	---	0-0	0	0	0	0	0	0	0	0	0.0
Haston	1	0	1	0-0	---	0-0	---	0-0	---	0-0	0	0	0	0	0	0	0	0	0.0
Mashburn	1	1	10	0-6	.000	0-1	.000	0-0	---	0-1	1	1	0	0	0	0	0	0	0.0
CHARLOTTE	4	1010	138-329	.419	17-39	.436	102-134	.761	63-137	200	80	103	3	33	57	24	395	98.8	
ORLANDO	4	1010	133-315	.422	17-66	.258	92-124	.742	36-122	158	78	103	0	22	48	154	375	93.8	

PLAYOFFS

2002 SECOND ROUND VS. NEW JERSEY NETS

PLAYER	G	GS	MIN	FIELD GOALS			FREE THROWS			REBOUNDS			PF	DQ	STL	TO	BLK	PTS	PPG
				FGM-FGA	PCT	3FGM-3FGA	PCT.	FTM-FTA	PCT.	OR-DR	TOT	AST							
Davis	5	5	215	36-101	.356	11-36	.306	20-40	.500	7-20	27	34	23	1	21	17	2	103	20.6
Wesley	5	5	209	31-75	.413	10-26	.385	8-9	.889	0-6	6	25	18	0	6	12	0	80	16.0
Campbell	5	5	147	25-58	.431	0-1	.000	19-28	.679	5-25	30	8	20	0	5	10	14	69	13.8
Magloire	4	0	75	11-21	.524	0-0	---	26-36	.722	11-12	23	2	18	1	0	11	9	48	12.0
Lynch	5	5	188	22-44	.500	2-6	.333	6-7	.857	17-31	48	11	15	0	6	6	6	52	10.4
Brown	5	5	179	15-34	.441	0-0	---	13-16	.813	14-32	46	6	23	2	2	3	10	43	8.6
Nailon	5	0	81	16-34	.471	0-1	.000	10-11	.909	8-8	16	1	11	0	2	5	0	42	8.4
Augmon	5	0	66	7-20	.350	0-0	---	7-10	.700	3-9	12	5	7	0	4	7	0	21	4.2
Drew	1	0	4	1-1	1.000	0-0	---	0-0	---	0-0	0	2	0	0	0	0	0	2	2.0
Haston	1	0	3	1-1	1.000	0-0	---	0-0	---	0-1	1	0	1	0	1	0	0	2	2.0
Traylor	4	0	33	4-11	.364	0-1	.000	0-0	---	4-3	7	2	8	0	0	2	1	8	2.0
CHARLOTTE	5	1200	169-400	.423	23-71	.324	109-157	.694	69-147	216	96	144	4	47	76	42	470	94.0	
NEW JERSEY	5	1200	176-408	.431	20-67	.299	118-155	.761	67-144	211	114	129	4	36	72	32	490	98.0	

2002 BOTH ROUNDS COMBINED

PLAYER	G	GS	MIN	FIELD GOALS			FREE THROWS			REBOUNDS			PF	DQ	STL	TO	BLK	PTS	PPG
				FGM-FGA	PCT	3FGM-3FGA	PCT.	FTM-FTA	PCT.	OR-DR	TOT	AST							
Davis	9	9	401	71-188	.378	21-62	.339	40-67	.597	16-47	63	71	36	2	32	27	5	203	22.6
Wesley	9	9	377	52-129	.403	17-38	.447	21-23	.913	3-14	17	31	30	0	10	21	2	142	15.8
Campbell	9	9	254	49-110	.445	0-1	.000	24-34	.706	14-46	60	16	34	0	6	17	23	122	13.6
Magloire	8	0	168	22-40	.550	0-0	---	54-71	.761	17-28	45	5	30	1	0	17	15	98	12.3
Brown	9	9	331	32-75	.427	0-0	---	28-37	.757	29-57	86	14	37	3	6	8	12	92	10.2
Lynch	9	7	286	29-59	.492	2-6	.333	9-13	.692	32-44	76	14	26	0	10	10	6	69	7.7
Nailon	9	1	160	27-59	.458	0-1	.000	15-19	.789	10-14	24	6	17	0	3	7	0	69	7.7
Augmon	9	0	152	16-41	.390	0-0	---	16-21	.762	7-20	27	13	21	1	10	12	1	48	5.3
Traylor	8	0	62	7-20	.350	0-1	.000	4-6	.667	4-12	16	3	15	0	2	4	2	18	2.3
Drew	2	0	5	1-1	1.000	0-0	---	0-0	---	0-0	0	2	0	0	0	0	0	2	1.0
Haston	2	0	4	1-1	1.000	0-0	---	0-0	---	0-1	1	0	1	0	1	0	0	2	1.0
Mashburn	1	1	10	0-6	.000	0-1	.000	0-0	---	0-1	1	1	0	0	0	0	0	0	0.0
CHARLOTTE	9	2210	307-729	.421	40-110	.364	211-291	.725	132-284	416	176	247	7	80	133	66	865	96.1	
OPPONENTS	9	2210	309-722	.428	37-133	.278	210-279	.753	103-266	369	192	323	4	58	120	47	865	96.1	

FRONT OFFICE

BALL OPS

PLAYERS

IS:G REVIEW

HISTORY

RECORDS

PLAYOFFS

NBA

MISC.

CHARLOTTE HORNETS **PLAYOFFS**

2001 FIRST ROUND VS. MIAMI HEAT

FRONT OFFICE

BBALL OPS

PLAYERS

PLAYER	FIELD GOALS			FREE THROWS			REBOUNDS			PF	DQ	STL	TO	BLK	PTS	PPG			
	G	GS	MIN	FGM-FGA	PCT	3FGM-3FGA	PCT.	FTM-FTA	PCT.								OR-DR	TOT	AST
Mashburn	3	3	119	22-50	.440	2-3	.667	25-25	1.000	4-14	18	14	6	0	4	7	0	71	23.7
Davis	3	3	110	22-40	.550	4-10	.400	13-15	.867	4-10	14	15	6	0	9	10	0	61	20.3
Wesley	3	3	95	18-33	.545	7-10	.700	7-9	.778	2-7	9	6	4	0	8	2	1	50	16.7
Robinson	3	0	63	17-24	.708	0-0	---	2-2	1.000	6-8	14	5	3	0	2	2	1	36	12.0
Brown	3	3	110	7-17	.412	0-0	---	10-13	.769	9-18	27	3	9	0	5	7	4	24	8.0
Campbell	3	3	63	5-17	.294	0-0	---	9-12	.750	3-10	13	2	14	1	1	5	2	19	6.3
Coleman	3	0	62	5-22	.227	1-7	.143	4-5	.800	4-12	16	4	9	0	3	3	1	15	5.0
Hawkins	3	0	40	3-8	.375	1-4	.250	5-7	.714	1-7	8	3	4	0	3	0	0	12	4.0
Burrell	2	0	12	2-3	.667	0-1	.000	1-2	.500	0-3	3	1	0	0	2	0	0	5	2.5
Magloire	3	0	29	2-5	.400	0-0	---	2-8	.250	2-5	7	0	6	0	0	1	3	6	2.0
Recasner	2	0	9	0-1	.000	0-0	---	3-4	.750	0-1	1	2	0	0	0	1	0	3	1.5
Thorpe	2	0	8	0-3	.000	0-0	---	0-0	---	1-0	1	0	1	0	0	1	0	0	0.0
CHARLOTTE	3	720	103-223	.462	15-35	.429	81-102	.794	36-95	131	55	62	1	37	42	12	302	100.7	
MIAMI	3	720	89-217	.410	16-50	.320	41-58	.707	22-83	105	50	76	0	15	56	15	235	78.3	

15-16 REVIEW

HISTORY

RECORDS

2001 SECOND ROUND VS. MILWAUKEE BUCKS

PLAYER	FIELD GOALS			FREE THROWS			REBOUNDS			PF	DQ	STL	TO	BLK	PTS	PPG			
	G	GS	MIN	FGM-FGA	PCT	3FGM-3FGA	PCT.	FTM-FTA	PCT.								OR-DR	TOT	AST
Mashburn	7	7	300	62-158	.392	5-18	.278	49-63	.778	14-30	44	43	18	0	8	23	3	178	25.4
Wesley	7	7	299	45-101	.446	6-23	.261	24-32	.750	2-19	21	33	24	0	8	12	0	120	17.1
Davis	7	7	287	37-83	.446	16-40	.400	27-41	.659	5-25	30	43	27	0	19	12	5	117	16.7
Campbell	7	7	224	37-89	.416	0-0	---	28-37	.757	24-42	66	5	23	0	4	12	9	102	14.6
Brown	7	7	275	21-50	.420	0-0	---	14-16	.875	32-41	73	8	22	1	7	5	10	56	8.0
Coleman	2	0	26	4-12	.333	1-1	1.000	3-4	.750	5-4	9	2	3	0	1	2	1	12	6.0
Magloire	7	0	81	14-23	.609	0-0	---	5-15	.333	6-15	21	3	14	0	0	3	3	33	4.7
Robinson	7	0	129	14-36	.389	1-3	.333	4-4	1.000	3-16	19	4	9	0	2	3	3	33	4.7
Thorpe	6	0	49	2-6	.333	0-0	---	0-0	---	5-11	16	0	7	0	0	1	0	4	0.7
Hawkins	3	0	10	0-0	---	0-0	---	0-0	---	0-1	1	1	0	0	0	0	0	0	0.0
CHARLOTTE	7	1680	236-558	.423	29-85	.341	54-212	.726	96-204	300	142	147	1	49	79	34	655	93.6	
MILWAUKEE	7	1680	244-560	.436	48-124	.387	123-156	.788	84-220	304	168	173	2	42	94	54	659	94.1	

PLAYOFFS

NBA

MISC.

PLAYOFFS

2001 BOTH ROUNDS COMBINED

PLAYER	G	GS	MIN	FIELD GOALS			FREE THROWS		REBOUNDS			AST	PF	DQ	STL	TO	BLK	PTS	PPG
				FGM-FGA	PCT	3FGM-3FGA	PCT.	FTM-FTA	PCT.	OR-DR	TOT								
Mashburn	10	10	419	84-208	.404	7-21	.333	74-88	.841	18-44	62	57	24	0	12	30	3	249	24.9
Davis	10	10	397	59-123	.480	20-50	.400	40-56	.714	9-35	44	58	33	0	28	22	5	178	17.8
Wesley	10	10	394	63-134	.470	13-33	.394	31-41	.756	4-26	30	39	28	0	16	14	1	170	17.0
Campbell	10	10	287	42-106	.396	0-0	---	37-49	.755	27-52	79	7	37	1	5	17	11	121	12.1
Brown	10	0	385	28-67	.418	0-0	---	24-29	.828	41-59	100	11	31	1	12	12	14	80	8.0
Robinson	10	0	192	31-60	.517	1-3	.333	6-6	1.000	9-24	33	9	12	0	4	5	4	69	6.9
Coleman	5	0	88	9-34	.265	2-8	.250	7-9	.778	9-16	25	6	12	0	4	5	2	27	5.4
Magloire	10	0	110	16-28	.571	0-0	---	7-23	.304	8-20	28	3	20	0	0	4	6	39	3.9
Burrell	2	0	12	2-3	.667	0-1	.000	1-2	.500	0-3	3	1	0	0	2	0	0	5	2.5
Hawkins	6	0	50	3-8	.375	1-4	.250	5-7	.714	1-8	9	4	4	0	3	0	0	12	2.0
Recasner	2	0	9	0-1	.000	0-0	---	3-4	.750	0-1	1	2	0	0	0	1	0	3	1.5
Thorpe	8	0	57	2-9	.222	0-0	---	0-0	---	6-11	17	0	8	0	2	0	4	0.5	
CHARLOTTE	10	2400	339-781	.434	44-120	.367	235-314	.748	132-299	431	197	209	2	86	121	46	957	95.7	
OPPONENTS	10	2400	333-777	.429	64-174	.368	164-214	.766	106-303	409	218	249	2	57	150	69	894	89.4	

2000 FIRST ROUND VS. PHILADELPHIA 76ERS

PLAYER	G	GS	MIN	FIELD GOALS			FREE THROWS		REBOUNDS			AST	PF	DQ	STL	TO	BLK	PTS	PPG
				FGM-FGA	PCT	3FGM-3FGA	PCT.	FTM-FTA	PCT.	OR-DR	TOT								
Coleman	4	4	169	27-57	.474	5-16	.313	22-28	.786	10-40	50	14	11	1	3	13	12	81	20.3
Jones	4	4	171	22-58	.379	9-26	.346	15-16	.938	4-16	20	19	12	0	10	5	3	68	17.0
Campbell	4	4	150	22-47	.468	0-1	.000	13-14	.929	9-24	33	4	16	0	2	8	4	57	14.3
Mason	4	4	179	18-38	.474	0-1	.000	14-20	.700	16-23	39	22	13	0	4	13	0	50	12.5
Wesley	4	4	152	16-48	.333	3-10	.300	9-9	1.000	3-9	12	19	17	0	8	6	0	44	11.0
Miller	4	0	62	9-17	.529	0-0	---	12-15	.800	8-5	13	3	11	0	0	9	3	30	7.5
B. Davis	4	0	57	10-23	.435	1-6	.167	2-4	.500	3-3	6	6	6	0	4	3	0	23	5.8
Robinson	4	0	45	5-12	.417	0-0	---	2-2	1.000	1-2	3	4	2	0	2	1	1	12	3.0
CHARLOTTE	4	985	129-300	.430	18-60	.300	89-108	.824	54-122	176	91	88	1	33	62	23	365	91.3	
PHILADELPHIA	4	985	137-320	.428	24-60	.400	78-101	.772	52-110	162	85	97	1	28	51	24	376	94.0	

1998 FIRST ROUND VS. ATLANTA HAWKS

PLAYER	G	GS	MIN	FIELD GOALS			FREE THROWS		REBOUNDS			AST	PF	DQ	STL	TO	BLK	PTS	PPG
				FGM-FGA	PCT	3FGM-3FGA	PCT.	FTM-FTA	PCT.	OR-DR	TOT								
Rice	4	4	154	37-71	.521	4-12	.333	14-19	.737	5-19	24	3	11	0	2	6	1	92	23.0
Mason	4	4	168	32-50	.640	0-0	---	12-24	.500	7-26	33	11	5	0	3	9	0	76	19.0
Divac	4	4	153	21-35	.600	0-0	---	6-11	.545	5-27	32	17	16	0	2	10	4	48	12.0
Wesley	4	4	147	15-42	.357	6-10	.600	12-17	.706	5-7	12	33	10	0	6	10	0	48	12.0
Curry	4	0	89	12-25	.480	2-6	.333	1-1	1.000	2-7	9	8	12	0	3	1	3	27	6.8
Phills	4	4	121	12-29	.414	2-4	.500	1-6	.167	4-10	14	11	11	0	4	5	0	27	6.8
Reid	4	0	53	5-16	.313	0-1	.000	5-7	.714	3-6	9	1	11	0	3	6	2	15	3.8
Beck	2	0	5	2-3	.667	0-1	.000	0-0	---	0-0	0	0	0	0	2	1	0	4	2.0
Armstrong	4	0	40	2-9	.222	0-1	.000	0-0	---	1-1	2	4	4	0	2	2	0	4	1.0
Royal	2	0	15	0-3	.000	0-0	---	2-2	1.000	0-2	2	1	2	0	0	0	0	2	1.0
Williams	2	0	11	0-1	.000	0-0	---	1-2	.500	0-4	4	0	3	0	1	0	1	1	0.5
Geiger	1	0	4	0-0	---	0-0	---	0-0	---	0-0	0	0	0	0	0	0	0	0	0.0
CHARLOTTE	4	960	138-284	.486	14-35	.400	54-89	.607	32-109	141	89	85	0	28	54	11	344	86.0	
ATLANTA	4	960	131-292	.449	27-72	.375	61-89	.685	44-116	160	68	94	2	31	51	19	350	87.5	

FRONT OFFICE

BALL OPS

PLAYERS

IS-B REVIEW

HISTORY

RECORDS

PLAYOFFS

NBA

MISC.

CHARLOTTE HORNETS **PLAYOFFS**

1998 SECOND ROUND VS. CHICAGO BULLS

FRONT OFFICE

BBALL OPS

PLAYERS

IS-16 REVIEW

HISTORY

RECORDS

PLAYOFFS

NBA

MISC.

PLAYER	FIELD GOALS						FREE THROWS			REBOUNDS									
	G	GS	MIN	FGM-FGA	PCT	3FGM-3FGA	PCT.	FTM-FTA	PCT.	OR-DR	TOT	AST	PF	DQ	STL	TO	BLK	PTS	PPG
Rice	5	5	215	45-102	.441	7-24	.292	16-17	.941	6-21	27	10	15	0	3	7	2	113	22.6
Mason	5	5	199	25-49	.510	0-1	.000	13-18	.722	10-28	38	20	12	0	5	13	0	63	12.6
Divac	5	5	192	21-52	.404	0-1	.000	14-22	.636	20-46	66	14	18	1	5	12	10	56	11.2
Wesley	5	5	138	18-41	.439	3-11	.273	3-4	.750	0-6	6	27	15	0	1	9	0	42	8.4
Armstrong	5	0	106	14-33	.424	2-4	.500	3-4	.750	1-7	8	14	7	0	4	4	0	33	6.6
Phills	5	5	148	13-35	.371	3-13	.231	1-2	.500	0-9	9	13	13	0	6	8	2	30	6.0
Curry	5	0	82	9-27	.333	2-10	.200	5-6	.833	4-6	10	2	9	0	4	4	0	25	5.0
Royal	2	0	13	3-4	.750	0-0	---	1-2	.500	0-2	2	0	2	0	0	1	0	7	3.5
Reid	5	0	61	6-12	.500	0-0	---	3-3	1.000	4-7	11	1	12	0	0	5	0	15	3.0
Beck	4	0	21	4-9	.444	1-1	1.000	2-2	1.000	1-0	1	0	4	0	2	2	0	11	2.8
Williams	2	0	7	1-2	.500	0-0	---	2-2	1.000	1-0	1	0	0	0	0	0	0	4	2.0
Geiger	3	0	18	1-6	.167	0-0	---	0-0	---	3-2	5	1	2	0	0	1	0	2	0.7
CHARLOTTE	5	1200	160-372	.430	18-65	.277	63-82	.768	50-134	184	102	109	1	30	73	14	401	80.2	
CHICAGO	5	1200	171-384	.445	18-62	.290	89-116	.767	64-147	211	111	95	0	41	59	21	449	89.8	

1998 BOTH ROUNDS COMBINED

PLAYER	FIELD GOALS						FREE THROWS			REBOUNDS									
	G	GS	MIN	FGM-FGA	PCT	3FGM-3FGA	PCT.	FTM-FTA	PCT.	OR-DR	TOT	AST	PF	DQ	STL	TO	BLK	PTS	PPG
Rice	9	9	369	82-173	.474	11-36	.306	30-36	.833	11-40	51	13	26	0	5	13	3	205	22.8
Mason	9	9	367	57-99	.576	0-1	.000	25-42	.595	17-54	71	31	17	0	8	22	0	139	15.4
Divac	9	9	345	42-87	.483	0-1	.000	20-33	.606	25-73	98	31	34	1	7	22	14	104	11.6
Wesley	9	9	285	33-83	.398	9-21	.429	15-21	.714	5-13	18	60	25	0	7	19	0	90	10.0
Phills	9	9	269	25-64	.391	5-17	.294	2-8	.250	4-19	23	24	24	0	10	13	2	57	6.3
Curry	9	0	171	21-52	.404	4-16	.250	6-7	.857	6-13	19	10	21	0	7	5	3	52	5.8
Armstrong	9	0	146	16-42	.381	2-5	.400	3-4	.750	2-8	10	18	11	0	6	6	0	37	4.1
Reid	9	0	114	11-28	.393	0-1	.000	8-10	.800	7-13	20	2	23	0	3	11	2	30	3.3
Beck	6	0	26	6-12	.500	1-2	.500	2-2	1.000	1-0	1	0	4	0	4	3	0	15	2.5
Royal	4	0	28	3-7	.429	0-0	---	3-4	.750	0-4	4	1	4	0	0	1	0	9	2.3
Williams	4	0	18	1-3	.333	0-0	---	3-4	.750	1-4	5	0	3	0	1	0	1	5	1.3
Geiger	4	0	22	1-6	.167	0-0	---	0-0	---	3-2	5	1	2	0	0	1	0	2	0.5
CHARLOTTE	9	2160	298-656	.454	32-100	.320	117-171	.684	82-243	325	191	194	1	58	127	25	745	82.8	
OPPONENTS	9	2160	302-676	.447	45-134	.336	150-205	.732	108-263	371	179	189	2	72	110	40	799	88.8	

PLAYOFFS

1997 FIRST ROUND VS. NEW YORK KNICKS

PLAYER	G	GS	MIN	FIELD GOALS			FREE THROWS			REBOUNDS			PF	DQ	STL	TO	BLK	PTS	PPG
				FGM-FGA	PCT	3FGM-3FGA	PCT.	FTM-FTA	PCT.	OR-DR	TOT	AST							
Rice	3	3	137	28-57	.491	6-16	.375	21-23	.913	1-10	11	11	11	0	4	4	1	83	27.7
Divac	3	3	116	21-46	.457	0-3	.000	12-15	.800	13-13	26	10	11	0	3	6	6	54	18.0
Bogues	2	2	58	11-19	.579	6-7	.857	4-4	1.000	1-2	3	5	3	0	1	6	0	32	16.0
Mason	3	3	131	16-38	.421	0-0	---	7-13	.538	8-28	36	9	6	0	1	9	1	39	13.0
Delk	3	1	85	13-31	.419	5-13	.385	0-0	---	5-5	10	6	10	0	2	2	0	31	10.3
Pierce	3	2	87	11-24	.458	1-7	.143	0-0	---	1-7	8	4	8	0	2	3	0	23	7.7
Curry	3	1	50	5-17	.294	1-4	.250	3-3	1.000	1-0	1	5	5	0	4	1	0	14	4.7
Geiger	3	0	31	2-3	.667	0-0	---	2-2	1.000	4-4	8	2	5	0	2	2	1	6	2.0
Rose	2	0	12	2-4	.500	0-0	---	0-0	---	4-1	5	1	2	0	0	2	0	4	2.0
Smith	2	0	9	0-1	.000	0-1	.000	1-2	.500	0-1	1	2	1	0	1	3	0	1	0.5
Royal	1	0	4	0-1	.000	0-0	---	0-0	---	0-2	2	0	1	0	0	0	0	0	0.0
CHARLOTTE	3	720	109-241	.452	19-51	.373	50-62	.806	38-73	111	55	63	0	20	40	9	287	95.7	
NEW YORK	3	720	126-221	.570	26-57	.456	35-52	.673	24-83	107	80	66	0	21	44	10	313	104.3	

1995 FIRST ROUND VS. CHICAGO BULLS

PLAYER	G	GS	MIN	FIELD GOALS			FREE THROWS			REBOUNDS			PF	DQ	STL	TO	BLK	PTS	PPG
				FGM-FGA	PCT	3FGM-3FGA	PCT.	FTM-FTA	PCT.	OR-DR	TOT	AST							
Mourning	4	4	174	24-57	.421	4-8	.500	36-43	.837	14-39	53	11	17	0	3	14	13	88	22.0
Johnson	4	4	172	31-65	.477	1-9	.111	20-25	.800	10-13	23	11	7	0	4	6	2	83	20.8
Curry	4	0	107	16-34	.471	9-21	.429	10-11	.909	5-4	9	6	11	0	0	6	0	51	12.8
Hawkins	4	4	130	13-32	.406	4-13	.308	15-17	.882	5-16	21	8	13	1	6	9	2	45	11.3
Bogues	4	4	145	14-45	.311	1-3	.333	5-5	1.000	3-3	6	25	8	0	4	9	0	34	8.5
Wingate	4	4	73	13-27	.481	2-6	.333	4-6	.667	3-3	6	15	14	0	4	4	0	32	8.0
Adams	1	0	11	2-5	.400	0-2	.000	0-0	---	0-1	1	2	0	0	0	0	0	4	4.0
Gattison	4	0	58	5-8	.625	0-0	---	5-8	.625	5-7	12	2	16	0	2	5	0	15	3.8
Parish	4	0	71	6-11	.545	0-0	---	2-5	.400	4-5	9	1	2	0	0	1	3	14	3.5
Hancock	3	0	18	2-6	.333	0-0	---	0-0	---	2-2	4	1	5	0	1	3	0	4	1.3
Sutton	3	0	23	0-7	.000	0-5	.000	0-0	---	3-2	5	3	1	0	0	1	0	0	0.0
Wolf	1	0	3	0-0	---	0-0	---	0-0	---	0-0	0	0	0	0	0	0	0	0	0.0
CHARLOTTE	4	985	126-297	.424	21-67	.313	97-120	.808	54-95	149	85	94	1	24	63	20	370	92.5	
CHICAGO	4	985	147-308	.477	30-65	.462	61-87	.701	47-105	152	93	108	2	28	64	13	385	96.3	

FRONT OFFICE

BALL OPS

PLAYERS

IS-B REVIEW

HISTORY

RECORDS

PLAYOFFS

NBA

MISC.

CHARLOTTE HORNETS **PLAYOFFS**

FRONT OFFICE

BBALL OPS

PLAYERS

15-16 REVIEW

HISTORY

RECORDS

PLAYOFFS

NBA

MISC.

1993 FIRST ROUND VS. BOSTON CELTICS

PLAYER	FIELD GOALS							FREE THROWS			REBOUNDS					PTS	PPG		
	G	GS	MIN	FGM-FGA	PCT	3FGM-3FGA	PCT.	FTM-FTA	PCT.	OR-DR	TOT	AST	PF	DQ	STL			TO	BLK
Mourning	4	4	152	29-55	.527	0-0	---	37-45	.822	10-30	40	4	19	1	2	14	16	95	23.8
Johnson	4	4	163	35-57	.614	0-0	---	18-22	.818	10-27	37	17	11	0	3	8	2	88	22.0
Gill	4	4	160	33-81	.407	0-3	.000	12-17	.706	8-4	12	14	14	0	8	5	3	78	19.5
Curry	4	0	91	21-43	.488	5-1	.455	2-4	.500	4-9	13	10	6	0	5	2	0	49	12.3
Bogues	4	4	154	17-39	.436	0-1	.000	1-3	.333	3-8	11	39	4	0	6	6	0	35	8.8
Newman	4	4	79	11-22	.500	0-1	.000	6-9	.667	6-2	8	6	4	0	6	6	1	28	7.0
Gattison	4	0	105	12-20	.600	0-0	---	2-8	.250	6-10	16	10	10	0	4	5	0	26	6.5
Bennett	3	0	27	4-11	.364	1-4	.250	0-0	---	0-2	2	4	4	0	1	0	0	9	3.0
Wingate	4	0	42	4-5	.800	0-0	---	1-2	.500	1-1	2	6	1	0	1	0	0	9	2.3
Green	4	0	33	3-9	.333	0-0	---	0-0	---	3-8	11	0	4	0	0	0	1	6	1.5
Gminski	1	0	1	0-0	---	0-0	---	0-0	---	0-0	0	0	0	0	0	0	0	0	0.0
Lynch	1	0	3	0-0	---	0-0	---	0-0	---	0-0	0	1	0	0	0	0	0	0	0.0
CHARLOTTE	4	1010	169-342	.494	6-20	.300	79-110	.718	51-101	152	111	77	1	36	51	23	423	105.8	
BOSTON	4	1010	169-359	.471	7-28	.250	57-69	.826	58-108	166	87	87	0	18	59	25	402	100.5	

1993 SECOND ROUND VS. NEW YORK KNICKS

PLAYER	FIELD GOALS							FREE THROWS			REBOUNDS					PTS	PPG		
	G	GS	MIN	FGM-FGA	PCT	3FGM-3FGA	PCT.	FTM-FTA	PCT.	OR-DR	TOT	AST	PF	DQ	STL			TO	BLK
Mourning	5	5	215	42-93	.452	0-2	.000	35-48	.729	18-31	49	9	18	0	4	23	15	119	23.8
Johnson	5	5	185	33-65	.508	1-4	.250	23-30	.767	9-16	25	13	16	0	2	11	0	90	18.0
Gill	5	5	193	32-81	.395	1-3	.333	13-18	.722	18-16	34	12	15	0	13	14	3	78	15.6
Bogues	5	5	192	22-43	.512	0-1	.000	9-11	.818	3-22	25	31	17	0	18	11	0	53	10.6
Curry	5	0	131	21-54	.389	1-10	.100	7-7	1.000	7-12	19	8	13	0	8	11	0	50	10.0
Newman	5	5	94	17-33	.515	1-4	.250	5-7	.714	1-10	11	12	15	0	4	9	0	40	8.0
Gattison	5	0	82	10-26	.385	0-0	---	7-13	.538	13-10	23	1	8	0	1	2	1	27	5.4
Bennett	5	0	59	8-14	.571	3-4	.750	2-2	1.000	1-6	7	9	4	0	1	5	1	21	4.2
Wingate	5	0	75	4-17	.235	0-0	---	2-6	.333	3-7	10	9	8	0	3	1	1	10	2.0
Gminski	1	0	4	1-2	.500	0-0	---	0-0	---	0-1	1	0	0	0	0	0	0	2	2.0
Green	5	0	45	4-9	.444	0-0	---	1-3	.333	5-13	18	1	11	0	1	2	0	9	1.8
CHARLOTTE	5	1275	194-437	.444	7-28	.250	104-145	.717	78-144	222	105	125	0	55	95	21	499	99.8	
NEW YORK	5	1275	207-444	.466	12-45	.267	95-120	.792	80-155	235	137	125	2	43	96	26	521	104.2	

PLAYOFFS

1993 BOTH ROUNDS COMBINED

PLAYER	G	GS	MIN	FIELD GOALS			FREE THROWS			REBOUNDS			PF	DQ	STL	TO	BLK	PTS	PPG
				FGM-FGA	PCT	3FGM-3FGA	PCT.	FTM-FTA	PCT.	OR-DR	TOT	AST							
Mourning	9	9	367	71-148	.480	0-2	.000	72-93	.774	28-61	89	13	37	1	6	37	31	214	23.8
Johnson	9	9	348	68-122	.557	1-4	.250	41-52	.788	19-43	62	30	27	0	5	19	2	178	19.8
Gill	9	9	353	65-162	.401	1-6	.167	25-35	.714	26-20	46	26	29	0	21	19	6	156	17.3
Curry	9	0	222	42-97	.433	6-21	.286	9-11	.818	11-21	32	18	19	0	13	13	0	99	11.0
Bogues	9	9	346	39-82	.476	0-2	.000	10-14	.714	6-30	36	70	21	0	24	17	0	88	9.8
Newman	9	9	173	28-55	.509	1-5	.200	11-16	.688	7-12	19	18	19	0	10	15	1	68	7.6
Gattison	9	0	187	22-46	.478	0-0	---	9-21	.429	19-20	39	11	18	0	5	7	1	53	5.9
Bennett	8	0	86	12-25	.480	4-8	.500	2-2	1.000	1-8	9	13	8	0	2	5	1	30	3.8
Wingate	9	0	117	8-22	.364	0-0	---	3-8	.375	4-8	12	15	9	0	4	1	1	19	2.1
Green	9	0	78	7-18	.389	0-0	---	1-3	.333	8-21	29	1	15	0	1	2	1	15	1.7
Gminski	2	0	5	1-2	.500	0-0	---	0-0	---	0-1	1	0	0	0	0	0	0	2	1.0
Lynch	1	0	3	0-0	---	0-0	---	0-0	---	0-0	0	1	0	0	0	0	0	0	0.0
CHARLOTTE	9	2285	363-779	.466	13-48	.271	183-255	.718	129-245	374	216	202	1	91	146	44	922	102.4	
OPPONENTS	9	2285	376-803	.468	19-73	.260	152-189	.804	138-263	401	224	212	2	61	155	51	923	102.6	

FRONT OFFICE

BALL OPS

PLAYERS

IS-B REVIEW

HISTORY

RECORDS

PLAYOFFS

NBA

MISC.

CHARLOTTE HORNETS PLAYOFFS

	TEAM HIGHS			
FRONT OFFICE	POINTS			
	Game	119	vs. Boston	5/3/93
	REBOUNDS			
	Game	57	vs. Milwaukee	5/10/01
BBALL OPS	OFFENSIVE REBOUNDS			
	Game	20	vs. Orlando	4/20/02
	DEFENSIVE REBOUNDS			
	Game	40	vs. Milwaukee	5/10/01
PLAYERS	ASSISTS			
	Game	36	vs. Philadelphia*	4/24/00
	STEALS			
	Game	17	at Miami	4/21/01
15-16 REVIEW		17	vs. New York**	5/14/93
	TURNOVERS			
	Game	23	vs. Philadelphia	4/22/00
	BLOCKED SHOTS			
HISTORY	Game	13	vs. New Jersey	5/12/02
	PERSONAL FOULS			
	Game	36	at New Jersey	5/15/02
	TEAM LOWS			
RECORDS	POINTS			
	Game	64	at Atlanta	4/28/98
	REBOUNDS			
	Game	26	at Chicago	5/2/95
PLAYOFFS	OFFENSIVE REBOUNDS			
	Game	4	vs. Miami	4/26/14
	DEFENSIVE REBOUNDS			
	Game	18	at Chicago	5/2/95
NBA	ASSISTS			
	Game	9	at Miami	4/20/96
	STEALS			
	Game	2	vs. Orlando	4/26/10
MISC.		2	vs. Milwaukee	5/10/01
	TURNOVERS			
	Game	4	vs. Miami	4/23/16
	FIELD GOALS MADE			
Game	51	vs. Boston	5/3/93	
FIELD GOALS ATTEMPTED				
Game	93	at Boston	4/29/93	
FIELD GOAL PERCENTAGE				
Game	.614	vs. Boston (51-83)	5/3/93	
THREE-POINT FIELD GOALS MADE				
Game	12	at Miami	4/27/16	
THREE-POINT FIELD GOAL ATTEMPTED				
Game	25	vs. Miami	4/28/14	
THREE-POINT FIELD GOAL PERCENTAGE				
Game	.778	at Milwaukee (7-9)	5/15/01	
FREE THROWS MADE				
Game	35	vs. Milwaukee	5/17/01	
FREE THROWS ATTEMPTED				
Game	43	vs. Milwaukee	5/17/01	
FREE THROW PERCENTAGE				
Game	1.000	at Miami (12-12)	5/1/16	
* Denotes Number of Overtime Periods				
BLOCKED SHOTS				
Game	1	Seven times		
PERSONAL FOULS				
Game	14	at Miami	5/1/16	
FIELD GOALS MADE				
Game	24	vs. Philadelphia	4/22/00	
	24	at Chicago	5/3/98	
FIELD GOALS ATTEMPTED				
Game	64	at Chicago	5/4/95	
FIELD GOAL PERCENTAGE				
Game	.321	at Miami (27-84)	5/1/16	
THREE-POINT FIELD GOALS MADE				
Game	0	at Milwaukee	5/8/01	
	0	at Boston	4/29/93	
THREE-POINT FIELD GOAL ATTEMPTED				
Game	2	at New York	5/9/93	

PLAYOFFS

TEAM LOWS continued

THREE-POINT FIELD GOAL PERCENTAGE

Game	.000	at Milwaukee (0-6)	5/8/01
	.000	at Boston (0-7)	4/29/93

FREE THROWS MADE

Game	8	at Miami	4/20/14
------	---	----------	---------

FREE THROWS ATTEMPTED

Game	10	vs. Chicago	5/13/98
------	----	-------------	---------

FREE THROW PERCENTAGE

Game	.458	at Atlanta (11-24)	5/1/98
------	------	--------------------	--------

* Denotes Number of Overtime Periods

INDIVIDUAL HIGHS

POINTS

Game	39	Glen Rice at New York	4/26/97
------	----	-----------------------	---------

REBOUNDS

Game	20	Alonzo Mourning vs. Chicago	4/30/95
------	----	-----------------------------	---------

OFFENSIVE REBOUNDS

Game	7	George Lynch vs. New Jersey	5/9/02
	7	George Lynch at Orlando	4/30/02
	7	P.J. Brown vs. Milwaukee	5/13/01
	7	Kendall Gill at New York	5/18/93

DEFENSIVE REBOUNDS

Game	16	Gerald Wallace at Orlando	4/18/10
------	----	---------------------------	---------

ASSISTS

Game	15	Muggsy Bogues at Boston	4/29/93
------	----	-------------------------	---------

STEALS

Game	7	Baron Davis vs. New Jersey	5/9/02
	7	Baron Davis at New Jersey	5/5/02

TURNOVERS

Game	7	Stephen Jackson at Orlando	4/21/10
	7	Alonzo Mourning at New York	5/9/93

BLOCKED SHOTS

Game	7	Alonzo Mourning vs. Chicago*	4/28/95
------	---	------------------------------	---------

PERSONAL FOULS

Game	6	Several times	
------	---	---------------	--

FIELD GOALS MADE

Game	15	Jamal Mashburn vs. Milwaukee	5/10/01
	15	Glen Rice vs. Atlanta	4/23/98

FIELD GOALS ATTEMPTED

Game	29	Baron Davis at Orlando*	4/27/02
------	----	-------------------------	---------

THREE-POINT FIELD GOALS MADE

Game	5	Baron Davis at Milwaukee	5/20/01
	5	Baron Davis at Milwaukee	5/15/01

THREE-POINT FIELD GOALS ATTEMPTED

Game	10	Baron Davis vs. New Jersey	5/12/02
------	----	----------------------------	---------

FREE THROWS MADE

Game	15	Glen Rice at New York	4/26/97
	15	Alonzo Mourning vs. Boston	5/5/93

FREE THROWS ATTEMPTED

Game	18	Alonzo Mourning vs. Boston	5/5/93
------	----	----------------------------	--------

MINUTES

Game	52	Baron Davis at Orlando*	4/27/02
	52	Larry Johnson at Boston**	5/1/93

* Denotes Number of Overtime Periods

FRONT OFFICE

BBALL OPS

PLAYERS

IS-IG REVIEW

HISTORY

RECORDS

PLAYOFFS

NBA

MISC.

CHARLOTTE HORNETS PLAYOFFS

FRONT OFFICE

OPPONENTS TEAM HIGHS

POINTS

Game	123	at Miami	4/17/16
------	-----	----------	---------

REBOUNDS

Game	58	at Miami	5/1/16
------	----	----------	--------

OFFENSIVE REBOUNDS

Game	23	vs. New York**	5/14/93
	23	at New York*	5/12/93
	23	at Boston**	5/1/93

DEFENSIVE REBOUNDS

Game	48	at Miami	5/1/16
------	----	----------	--------

ASSISTS

Game	33	at New York	5/9/93
------	----	-------------	--------

STEALS

Game	12	at Chicago	5/4/95
	12	at New York*	5/12/93

TURNOVERS

Game	25	vs. New York**	5/14/93
------	----	----------------	---------

BLOCKED SHOTS

Game	13	at Milwaukee	5/20/01
------	----	--------------	---------

PERSONAL FOULS

Game	33	at New York	5/14/93
------	----	-------------	---------

FIELD GOALS MADE

Game	49	at Miami	4/17/16
------	----	----------	---------

FIELD GOALS ATTEMPTED

Game	109	vs. New York**	5/14/93
------	-----	----------------	---------

FIELD GOAL PERCENTAGE

Game	.584	at New York (45-77)	4/24/97
------	------	---------------------	---------

THREE-POINT FIELD GOALS MADE

Game	13	vs. Orlando	4/26/10
	13	at Orlando	4/18/10

THREE-POINT FIELD GOALS ATTEMPTED

Game	33	vs. Orlando	4/26/10
------	----	-------------	---------

THREE-POINT FIELD GOAL PERCENTAGE

Game	.667	vs. Philadelphia (4-6)	4/22/00
	.667	vs. Boston (2-3)	5/5/93

FREE THROWS MADE

Game	33	at Milwaukee	5/20/01
------	----	--------------	---------

FREE THROWS ATTEMPTED

Game	42	vs. Orlando	4/26/10
------	----	-------------	---------

FREE THROW PERCENTAGE

Game	.943	at Milwaukee (33-35)	5/20/01
------	------	----------------------	---------

* Denotes Number of Overtime Periods

BBALL OPS

PLAYERS

15-16 REVIEW

HISTORY

RECORDS

PLAYOFFS

NBA

MISC.

OPPONENTS TEAM LOWS

POINTS

Game	76	at Miami	4/23/01
	76	at Chicago	5/6/98

REBOUNDS

Game	31	at New York	4/24/97
	31	vs. Boston	5/3/93

OFFENSIVE REBOUNDS

Game	3	at Miami	4/20/16
	3	vs. Orlando	4/20/02

DEFENSIVE REBOUNDS

Game	20	vs. Boston	5/3/93
------	----	------------	--------

ASSISTS

Game	10	at Atlanta	5/1/98
------	----	------------	--------

STEALS

Game	1	vs. Miami	4/23/16
------	---	-----------	---------

TURNOVERS

Game	6	vs. Miami	4/17/16
------	---	-----------	---------

BLOCKED SHOTS

Game	1	vs. Philadelphia *	4/24/00
	1	at New York	4/24/97
	1	at New York *	5/12/93

PERSONAL FOULS

Game	12	at Miami	4/20/14
	12	at New York	5/9/93

PLAYOFFS

OPPONENTS TEAM LOWS *continued*

FIELD GOALS MADE

Game	27	vs. Miami	4/23/16
------	----	-----------	---------

FIELD GOALS ATTEMPTED

Game	64	at Orlando	4/21/10
------	----	------------	---------

FIELD GOAL PERCENTAGE

Game	.342	vs. Miami (27-79)	4/23/16
------	------	-------------------	---------

THREE-POINT FIELD GOALS MADE

Game	0	vs. New York	5/16/93
	0	at Boston	5/1/93
	0	at Boston	4/29/93

THREE-POINT FIELD GOALS ATTEMPTED

Game	3	vs. Boston	5/5/93
------	---	------------	--------

THREE-POINT FIELD GOAL PERCENTAGE

Game	.000	vs. New York (0-4)	5/16/93
	.000	at Boston (0-8)	5/1/93
	.000	at Boston (0-4)	4/29/93

FREE THROWS MADE

Game	5	at New York	4/26/97
------	---	-------------	---------

FREE THROWS ATTEMPTED

Game	10	at Miami	4/23/01
------	----	----------	---------

FREE THROW PERCENTAGE

Game	.385	at New York (5-13)	4/26/97
------	------	--------------------	---------

* Denotes Number of Overtime Periods

OPPONENTS INDIVIDUAL HIGHS

POINTS

Game	48	Michael Jordan vs. Chicago*	4/28/95
------	----	-----------------------------	---------

REBOUNDS

Game	21	Dennis Rodman at Chicago	5/13/98
------	----	--------------------------	---------

OFFENSIVE REBOUNDS

Game	9	Dennis Rodman at Chicago	5/13/98
------	---	--------------------------	---------

DEFENSIVE REBOUNDS

Game	14	Hassan Whiteside vs. Miami	4/23/16
	14	Dennis Rodman vs. Chicago	5/10/98
	14	Dikembe Mutombo at Atlanta	5/1/98

ASSISTS

Game	13	Jason Kidd at New Jersey	5/15/02
	13	Sam Cassell at Milwaukee	5/20/01
	13	Eric Snow vs. Philadelphia*	4/24/00
	13	Mookie Blaylock vs. Atlanta	4/25/98

STEALS

Game	5	Jason Kidd at New Jersey	5/15/02
	5	Scottie Pippen at Chicago	5/13/98
	5	Glen Rivers at New York	5/18/93

TURNOVERS

Game	7	Chris Childs vs. New York	4/28/97
	7	John Starks vs. New York**	5/14/93

BLOCKED SHOTS

Game	9	Dwight Howard at Orlando	4/18/10
------	---	--------------------------	---------

PERSONAL FOULS

Game	6	Several times	
------	---	---------------	--

FIELD GOALS MADE

Game	18	Michael Jordan vs. Chicago	4/28/95
------	----	----------------------------	---------

FIELD GOALS ATTEMPTED

Game	32	Michael Jordan vs. Chicago*	4/28/95
------	----	-----------------------------	---------

THREE-POINT FIELD GOALS MADE

Game	5	Luol Deng vs. Miami	4/23/16
	5	Jameer Nelson vs. Orlando	4/24/10
	5	Steve Smith vs. Atlanta	4/23/98

THREE-POINT FIELD GOALS ATTEMPTED

Game	9	Five times	
------	---	------------	--

FREE THROWS MADE

Game	13	Tracy McGrady at Orlando*	4/27/02
	13	Sam Cassell vs. Milwaukee	5/17/01

FREE THROWS ATTEMPTED

Game	16	Tracy McGrady at Orlando*	4/27/02
	16	Allen Iverson vs. Philadelphia	4/22/00

MINUTES

Game	51	Tracy McGrady at Orlando*	4/27/02
------	----	---------------------------	---------

* Denotes Number of Overtime Periods

FRONT OFFICE

BBALL OPS

PLAYERS

15-16 REVIEW

HISTORY

RECORDS

PLAYOFFS

NBA

MISC.

Give us the ball.



Proud Partner



When your brand is **on-the-line**, put the ball in our hands.

Ittek is your **go-to-printer** for quality and reliability.

www.itekrocks.com

iTek
giving shape to your ideas



NBA

CHARLOTTE HORNETS NATIONAL BASKETBALL ASSOCIATION

FRONT OFFICE



NORTH AMERICAN OFFICES

BBALL OPS

New York
Olympic Tower
645 Fifth Avenue
New York, NY 10022
Telephone: (212) 407-8000
Fax: (212) 832-3861

New Jersey
100 Plaza Drive
Secaucus, NJ 07094
Telephone: (201) 865-1500
Fax: (201) 974-5973

INTERNATIONAL OFFICES

PLAYERS

EUROPE

Headquarters - NBA EMEA
Endeavour House
189 Shaftesbury Avenue
London, United Kingdom
WC2H 8JR
Telephone: +44-20-7420-8900

LATIN AMERICA

BRAZIL
Av Borges de Medeiros, 633
Sala 303 - Leblon
Rio de Janeiro, RJ, Brazil
22430-041
Telephone: +55-21-3206-6400
Fax: +55-21-2586-6001

ASIA/PACIFIC

HONG KONG
Room 3101, The Lee Gardens
33 Hysan Avenue
Causeway Bay, Hong Kong
Telephone: +852-2843-9600
Fax: +852-2536-4808

CHINA—BEIJING

19th Floor, Office Tower 2, China
Central Place
No. 79 Jianguo Road, Chaoyang
District
Beijing, China 100025
Telephone: +86-10-5200-8200
Fax: +86-10-5200-8202

16-17 REVIEW

SPAIN

Pge. Empresarial "La Finca"
Edif. 17A, 1a
28223 Pozuelo de Alarcon,
Madrid, Spain
Telephone: +34-911-517-101
Fax: +34-911-517-120

MEXICO

Av Santa Fe 94, Torre A Piso 8,
Colonia Zedec Santa Fe
Mexico DF Mexico 01210
Telephone: +52-55-88511159
Fax: +52-55-88511111

TAIWAN

Suite 1303, No. 88, Section 2
Chung Hsiao East Road
Taipei, Taiwan ROC 100
Telephone: +886-2-2397-8000
Fax: +886-2-2358-1098

CHINA—SHANGHAI

Unit 2703-2708, 27F, Tower 2
Plaza 66
1366 Nanjing West Road, Jing
An District
Shanghai, China 200040
Telephone: +86-21-6137-2200
Fax: +86-21-6288-9920

HISTORY

AFRICA

6th Floor World Trade Center, Cnr
West Road South and Lower Road
Morningside 2196
Johannesburg, South Africa
Telephone: +27-87-940-1333
Fax: +27-86-726-6351

CANADA

50 Bay Street
Suite 1402
Toronto, Ontario
Canada M5J 3A5
Telephone: (416) 682-2000
Fax: (416) 364-0205

KOREA

21/F Seoul Finance Center
136 Sejong-Daero, Jung-Gu
Seoul, Korea 100-768
Telephone: +822-3782-6835
Fax: +822-3782-4555

RECORDS

INDIA

Tower 1, 10th Floor
Indiabulls Finance Center
Senapati Bapat Marg Mumbai
Maharashtra 400013
Telephone: +91-22-6124-6100

PLAYOFFS

NBA

MISC.



NBA G-League Office
Olympic Tower, 645 5th Avenue;
New York, NY 10022

Media Relations
Joanna Shapiro jshapiro@nba.com
Mike Perrelli (mperrelli@nba.com)

FRONT OFFICE
BALL OPS
PLAYERS
16-17 REVIEW
HISTORY
RECORDS
PLAYOFFS
NBA
MISC.

Agua Caliente Clippers of Ontario
Tel: (909) 409-9090
Arena: Citizens Business Bank Arena
Media Relations Contact: TBD
Website: TBD
NBA Affiliation: LA Clippers

Austin Spurs
13581 Pond Springs Road, Suite 108, Austin, TX 78729
Tel: (512) 236-8333; Fax: (512) 236-8444
Arena: H-E-B Center at Cedar Park
Media Relations Contact: Perri Travillion (ptravillion@attcenter.com)
Website: www.austinspurs.com
NBA Affiliation: San Antonio

Canton Charge
1101 Market Avenue North, Canton, OH 44702
Tel: (866) 444-1944; Fax: (330) 489-1703
Arena: Canton Memorial Civic Center
Media Relations Contact: Sean Wyatt (swyatt@cantoncharge.com)
Website: www.cantoncharge.com
NBA Affiliation: Cleveland

Delaware 87ers
300 Martin Luther King Blvd, Ste. 200, Wilmington, DE 19801
Tel: (302) 504-7587; Fax: (302)351-5370
Arena: Bob Carpenter Center
Media Relations Contact: Amanda Janczak (amandajanczak@sevens.com)
Website: www.sevens.com
NBA Affiliation: Philadelphia

Erie BayHawks
110 East 8th Street, Erie, PA 16501
Tel: (814) 790-5600; Fax: (814) 790-5608
Arena: Erie Insurance Arena
Media Relations Contact: Billy Hartman (billy.hartman@nbaerie.com)
Website: www.nbaerie.com
NBA Affiliation: Atlanta

Fort Wayne Mad Ants
1910 St. Joe Center Rd, Suite 61, Fort Wayne, IN 46825
Tel: (260) 469-4667; Fax: (260) 469-4674
Arena: Allen County War Memorial Coliseum
Media Relations Contact: Ryan Stevens (rstevens@ftwaynemadants.com)
Website: www.ftwaynemadants.com
NBA Affiliation: Indiana

Grand Rapids Drive
40 Monroe Center NW, Ste 11, Grand Rapids MI 49503
Tel: (844) 473-7483
Arena: DeltaPlex Arena
Media Relations Contact: Sarah Parfet Jbara (sparfet@nbagranderapids.com)
Website: www.nbagranderapids.com
NBA Affiliation: Detroit

Greensboro Swarm
2411 West Gate City Blvd., Greensboro, NC 27403
Tel: (336) 907-3600
Arena: Fieldhouse at the Greensboro Coliseum Complex
Media Relations Contact: TBD
Website: www.gsoswarm.com
NBA Affiliation: Charlotte

Iowa Wolves
730 3rd Street, Des Moines, Iowa 50309
Tel: (515) 564-8550; Fax: (515) 564-8551
Arena: Wells Fargo Arena
Media Relations Contact: Seth Nutting (seth.nutting@iawolves.com)
Website: www.iawolves.com
NBA Affiliation: Minnesota

Lakeland Magic
701 West Lime Street, Lakeland, FL 33815
Tel: (863) 825-3258; Fax: (863) 825-3279
Arena: RP Funding Center
Media Relations Contact: Ashley Foss (afoss@lakelandmagic.com)
Website: www.lakelandmagic.com
NBA Affiliation: Orlando

Long Island Nets
168 39th Street, 8th Floor, Brooklyn, NY 11232
Tel: (718) 215-2299; Fax: (718) 522-3544
Arena: NYCB Live's Nassau Coliseum
Media Relations Contact: Megan Walsh (mwalsh@brooklynets.com)
Website: www.longislandnets.com
NBA Affiliation: Brooklyn

Maine Red Claws
550 Forest Avenue, Portland, ME 04012
Tel: (207) 210-6655; Fax: (207) 210-6659
Arena: Portland Exposition Building
Media Relations Contact: Evans Boston (eboston@maineredclaws.com)
Website: www.maineredclaws.com
NBA Affiliation: Boston

Memphis Hustle
191 Beale Street, Memphis, TN 28103
Tel: (901) 205-1234; Fax: (901) 205-1244
Arena: The Landers Center
Media Relations Contact: Geoffrey Langham (glangham@grizzlies.com)
Website: www.memphishustle.com
NBA Affiliation: Memphis

Northern Arizona Suns
3201 N. Main Street, Prescott Valley, AZ 86314
Tel: (928) 772-7867
Arena: Prescott Valley Event Center
Media Relations Contact: Jake Withee (jwithee@nazzsuns.com)
Website: www.nazzsuns.com
NBA Affiliation: Phoenix

Oklahoma City Blue
208 Thunder Drive, Oklahoma City, OK 73102
Tel: (405) 208-4800; Fax: (405) 429-7900
Arena: Cox Convention Center
Media Relations Contact: Laila Wani (lwani@okcthunder.com)
Website: www.oklahomacityblue.com
NBA Affiliation: Oklahoma City

Raptors 905
5600 Rose Cherry Place, Mississauga, ON L4Z4B6
Tel: (416) 815-5600 Fax: (416) 357-9205
Arena: Hershey Centre
Media Relations Contact: Stefano Toniutti (Stefano.toniutti@mlse.com)
Website: www.raptors905.com
NBA Affiliation: Toronto

Reno Bighorns
50 West Liberty Street, Ste. 201, Reno, NV 89501
Tel: (775) 853-8200
Arena: Reno Event Center
Media Relations Contact: Kyle Jones (kjones@renobighorns.com)
Website: www.renobighorns.com
NBA Affiliation: Sacramento

Rio Grande Valley Vipers
4500 North 10th Street, Suite 315, McAllen, TX 78504
Tel:(956) 972-1144; Fax: (956) 972-1150
Arena: State Farm Arena
Media Relations Contact: Anwar Chagollan (anwar@rgvfc.com)
Website: www.rgvipers.com
NBA Affiliation: Houston

Salt Lake City Stars
301 West South Temple; Salt Lake City, UT 84101
Tel: (801) 325-2500
Arena: Lifetime Activities Center – Bruin Arena
Media Relations: Gina Calvert (gina.calvert@slstars.com)
Website: www.slstars.com
NBA Affiliation: Utah

Santa Cruz Warriors
903 Pacific Avenue, Suite 101; Santa Cruz, CA 95060
Tel: (831) 731-4396; Fax: (831) 466-3201
Arena: Kaiser Permanente Arena
Media Relations Contact: Massimo Degaudenzi (massimo@santacruzbasketball.com)
Website: www.santacruzbasketball.com
NBA Affiliation: Golden State

Sioux Falls Skyforce
2131 South Minnesota Ave.; Sioux Falls, SD 57105
Tel: (605) 332-0605; Fax: (605) 332-2305
Arena: Sanford Pentagon
Media Relations Contact: Matt Dykstra (mdykstra@skyforceonline.com)
Website: www.skyforceonline.com
NBA Affiliation: Miami

South Bay Lakers
2275 E. Mariposa Ave., El Segundo, CA 90245
Tel: (310) 426-6000; Fax: (310) 426-6031
Arena: Toyota Sports Center
Media Relations Contact: Noah Camarena (ncamarena@sblakers.com)
Website: www.sblakers.com
NBA Affiliation: Los Angeles Lakers

Texas Legends
2601 Avenue of the Stars, Suite 300; Frisco, TX 75034
Tel: (214) 469-0822; Fax: (214) 469-0823
Arena: Dr. Pepper Arena
Media Relations Contact: Britney Wynn (bwynn@texlegends.com)
Website: www.texlegends.com
NBA Affiliation: Dallas

Westchester Knicks
198 Central Ave., White Plains, NY 10606
Tel: (914) 559-6888
Arena: Westchester County Center
Media Relations Contact: Katie Hatch (katie.hatch@msg.com)
Website: www.westchesterknicks.com
NBA Affiliation: New York

Windy City Bulls
5333 Prairie Stone Parkway, Hoffman Estates, IL 60192
Tel: (847) 396-7070
Arena: Sears Centre Arena
Media Relations Contact: Shannon Jones (sjones@bulls.com)
Website: www.windycitybulls.com
NBA Affiliation: Chicago

Wisconsin Herd
549 High Avenue, Oshkosh, WI 54901
Tel: (920) 233-4374; Fax: (920) 744-0238
Arena: Oshkosh Arena
Media Relations Contact: Mallory Steinberg (msteinberg@wisconsinherd.com)
Website: www.wisconsinherd.com
NBA Affiliation: Milwaukee

CHARLOTTE HORNETS NBA OPPONENTS

FRONT OFFICE



ATLANTA HAWKS

101 Marietta Street, Suite 1900, Atlanta, GA 30303
(404) 878-3800

BBALL OPS

2017-18 VS HAWKS

Oct. 20 at Charlotte
Jan. 26 at Charlotte
Jan. 31 at Atlanta
Mar. 15 at Atlanta

HEAD-TO-HEAD RECORD

All-Time48-61 (.440)
Home29-24 (.547)
Road19-37 (.339)

PLAYERS

GENERAL INFORMATION

Arena: Philips Arena (18,047)
Television: Fox Sports Southeast
Broadcasters: Bob Rathbun, Dominique Wilkins, Andre Aldridge, Olivia Harlan

Radio: WZGC
Broadcasters: Steve Holman
Colors: Red, Navy and Gray

DIRECTORY

Principal Owner, Chair of Board of Directors & NBA Governor: Tony Ressler
Vice Chair of Board of Directors: Grant Hill
Alternate NBA Governor: Steve Price
Chief Executive Officer, Atlanta Hawks Basketball Club/Philips Arena: Steve Koonin
Head Coach: Mike Budenholzer
General Manager: Travis Schlenk
Assistant Coaches: Darvin Ham, Taylor Jenkins, Charles Lee, Neven Spahija, Ben Sullivan

Head Athletic Trainer: Art Horne
Senior Vice President of Public Relations: Garin Narain
Director of Basketball Communications: Jon Steinberg
Senior Manager of Basketball Communications: Jason Roose

16-17 REVIEW

ALL-TIME GAME RESULTS

11/12/88	at Atlanta	L	111-132	11/29/97	at Atlanta	L	80-98	11/6/09	at Charlotte	W	103-83
1/21/89	at Atlanta	L	113-137	1/31/98	at Charlotte	L	83-103	1/22/10	at Atlanta	L	89-103
2/9/89	at Charlotte	W	110-108	4/10/98	at Charlotte	L	87-99	3/19/10	at Atlanta	L	92-93*
3/3/89	at Atlanta	L	109-133	4/17/98	at Atlanta	L	104-121	4/6/10	at Charlotte	W	109-100
4/10/89	at Charlotte	L	105-112	2/11/99	at Atlanta	L	88-100	12/17/10	at Atlanta	L	85-90
1/23/90	at Charlotte	L	101-106	4/4/99	at Atlanta	L	83-85	1/22/11	at Charlotte	L	87-103
3/24/90	at Atlanta	L	109-122	4/5/99	at Charlotte	L	71-77	2/12/11	at Atlanta	W	88-86
11/16/90	at Atlanta	W	119-109	11/16/99	at Atlanta	L	98-103	4/13/11	at Charlotte	W	96-85
11/20/90	at Charlotte	W	128-121	12/27/99	at Charlotte	W	108-104	1/6/12	at Charlotte	L	96-102*
2/7/91	at Atlanta	L	114-127	3/25/00	at Atlanta	W	87-70	1/12/12	at Atlanta	L	81-111
4/4/91	at Charlotte	W	98-91	4/12/00	at Charlotte	W	119-87	4/4/12	at Atlanta	L	93-120
4/17/91	at Atlanta	W	123-111	10/31/00	at Atlanta	W	106-82	4/7/12	at Charlotte	L	96-116
11/6/91	at Charlotte	W	114-104	2/8/01	at Charlotte	W	101-84	11/23/12	at Charlotte	L	91-101
11/12/91	at Atlanta	L	100-118	3/2/01	at Atlanta	W	105-99	11/28/12	at Atlanta	L	91-94
2/11/92	at Atlanta	W	113-108	4/16/01	at Charlotte	W	106-83	12/13/12	at Atlanta	L	90-113
3/20/92	at Charlotte	L	110-112	12/22/01	at Atlanta	L	88-101	1/23/13	at Charlotte	L	92-104
12/22/92	at Atlanta	W	130-114	1/9/02	at Charlotte	W	111-87	11/11/13	at Charlotte	L	94-103
1/19/93	at Charlotte	L	100-102	4/6/02	at Atlanta	W	93-86	12/28/13	at Atlanta	L	116-118*
3/16/93	at Charlotte	L	107-122	4/10/02	at Charlotte	L	95-101	3/17/14	at Charlotte	L	83-97
4/10/93	at Charlotte	L	105-118	11/27/04	at Charlotte	W	107-92	4/14/14	at Atlanta	W	95-93
4/17/93	at Atlanta	W	110-107	1/15/05	at Atlanta	L	95-103	11/7/14	at Charlotte	W	122-119**
11/20/93	at Atlanta	L	91-96	4/11/05	at Atlanta	W	110-105*	11/28/14	at Atlanta	L	75-105
1/4/94	at Atlanta	L	94-133	4/13/05	at Charlotte	W	105-84	3/28/15	at Charlotte	W	115-100
1/28/94	at Charlotte	L	105-117	12/27/05	at Atlanta	W	93-90	4/10/15	at Atlanta	L	80-104
3/16/94	at Charlotte	W	92-79	2/1/06	at Charlotte	L	92-102	10/30/15	at Atlanta	L	94-97
3/23/94	at Atlanta	L	92-100	3/28/06	at Charlotte	W	125-117	11/1/15	at Charlotte	L	92-94
11/29/94	at Atlanta	W	90-85	4/14/06	at Atlanta	W	116-110	1/13/16	at Charlotte	W	107-84
1/25/95	at Charlotte	L	96-103	11/29/06	at Atlanta	L	90-98	2/28/16	at Atlanta	L	78-87
1/28/95	at Atlanta	W	102-93	1/19/07	at Atlanta	W	96-75	11/18/16	at Charlotte	W	100-96
4/16/95	at Charlotte	L	93-94	1/20/07	at Charlotte	W	104-85	12/17/16	at Atlanta	W	107-99
11/14/95	at Atlanta	L	104-111	3/28/07	at Charlotte	W	101-87	3/20/17	at Charlotte	W	105-90
1/6/96	at Charlotte	W	96-90	11/14/07	at Atlanta	L	109-117	4/11/17	at Atlanta	L	76-103
2/4/96	at Atlanta	L	104-106	12/15/07	at Atlanta	L	84-93				
3/22/96	at Charlotte	L	92-117	2/13/08	at Charlotte	W	100-98*				
12/21/96	at Charlotte	W	98-93	3/7/08	at Charlotte	W	108-93				
1/20/97	at Atlanta	L	97-106	11/21/08	at Atlanta	L	83-88				
2/22/97	at Atlanta	W	93-92	12/15/08	at Atlanta	L	79-83				
4/2/97	at Charlotte	W	95-84	2/6/09	at Charlotte	L	97-102				
				3/6/09	at Charlotte	W	98-91				

*Denotes Number of Overtime Periods

MISC.

NBA OPPONENTS



BOSTON CELTICS

226 Causeway Street, Fourth Floor, Boston, MA 02114
617-854-8000

GENERAL INFORMATION

Arena: TD Garden (18,624)
Television: Comcast SportsNet
Broadcasters: Mike Gorman, Tom Heinsohn, Brian Scalabrine, Abby Chin

Radio: CBS Radio Boston
Broadcasters: Sean Grande, Cedric Maxwell
Colors: Green, Gold, Brown, Beige and Black

DIRECTORY

Managing Partner, Governor & Chief Executive Officer: Wyc Grousbeck
President of Basketball Operations: Danny Ainge
Head Coach: Brad Stevens
Assistant Coaches: Jamie Young, Jay Larranaga, Walter McCarty, Micah Shrewsberry, Jerome Allen
Head Athletic Trainer: Ed Lacerte

Vice President of Communications: Christian Megliola
Vice President of Media Services & Alumni Relations: Jeff Twiss
Director of Public Relations: Heather Walker
Media Services Manager: Brian Olive
Communications Coordinator: Brandon Chinn

2017-18 VS CELTICS

Nov. 10 at Boston
Dec. 27 at Charlotte
Feb. 28 at Boston

HEAD-TO-HEAD RECORD

All-Time.....41-58 (.414)
Home.....22-28 (.440)
Road.....19-30 (.388)

ALL-TIME GAME RESULTS

11/23/88	at Boston	L	109-114	3/9/99	at Charlotte	W	105-87	2/7/12	at Boston	L	89-95
1/6/89	at Boston	L	92-115	3/30/99	at Charlotte	L	99-109	3/26/12	at Charlotte	L	95-102
2/1/89	at Charlotte	L	94-107	5/5/99	at Boston	W	133-129**	4/15/12	at Charlotte	L	82-94
2/28/89	at Charlotte	L	87-112	11/5/99	at Boston	L	100-103	1/14/13	at Boston	L	89-100
4/17/89	at Charlotte	L	108-113*	1/22/00	at Charlotte	W	110-96	2/11/13	at Charlotte	W	94-91
4/23/89	at Boston	L	110-120	4/4/00	at Charlotte	W	112-105	3/12/13	at Charlotte	W	100-74
12/5/89	at Charlotte	L	101-114	4/16/00	at Boston	W	105-102	3/16/13	at Boston	L	88-105
2/7/90	at Boston	L	125-146	12/16/00	at Charlotte	W	99-87	11/13/13	at Boston	W	89-83
11/14/90	at Boston	L	126-135	3/4/01	at Boston	W	116-97	11/25/13	at Charlotte	L	86-96
12/20/90	at Charlotte	L	96-115	4/1/01	at Charlotte	W	80-79	4/11/14	at Boston	L	103-106
2/1/91	at Charlotte	W	92-91	4/18/01	at Boston	W	97-92	12/10/14	at Charlotte	W	87-96
2/6/91	at Boston	L	117-133	12/15/01	at Charlotte	L	97-106	1/5/15	at Boston	W	104-95
11/1/91	at Boston	L	108-111	2/5/02	at Charlotte	L	79-82	2/27/15	at Boston	L	98-106
11/16/91	at Charlotte	W	118-109	3/1/02	at Boston	W	100-87	3/30/15	at Charlotte	L	104-116
2/21/92	at Boston	L	110-113	11/12/04	at Boston	L	71-94	12/12/15	at Charlotte	L	93-98
4/12/92	at Charlotte	L	102-128	1/25/05	at Charlotte	L	92-97	12/23/15	at Charlotte	L	89-102
11/11/92	at Charlotte	L	99-109	3/4/05	at Boston	L	84-104	4/11/16	at Boston	W	114-100
11/27/92	at Boston	L	102-111	3/14/05	at Charlotte	L	110-119	10/29/16	at Charlotte	L	98-104
1/5/93	at Charlotte	L	103-107	11/5/05	at Charlotte	W	107-105*	12/16/16	at Boston	L	88-96
3/14/93	at Boston	W	96-93	11/25/05	at Boston	L	89-90	1/16/17	at Boston	L	98-108
11/12/93	at Boston	W	110-107	1/4/06	at Boston	L	106-109	4/8/17	at Charlotte	L	114-121
12/23/93	at Charlotte	W	118-100	11/8/06	at Boston	L	108-110*				
3/14/94	at Charlotte	W	107-101*	11/22/06	at Charlotte	W	92-83				
4/21/94	at Boston	W	95-89	12/16/06	at Charlotte	L	100-106				
11/23/94	at Boston	L	91-98	3/21/07	at Boston	W	92-84				
1/7/95	at Charlotte	W	106-98	11/24/07	at Charlotte	L	95-96				
2/1/95	at Boston	W	100-93	1/9/08	at Boston	W	95-83				
4/10/95	at Charlotte	W	119-95	2/29/08	at Boston	L	100-108				
11/22/95	at Charlotte	L	124-129	4/5/08	at Charlotte	L	78-101				
11/26/95	at Boston	W	111-109	11/29/08	at Charlotte	L	84-89				
12/21/95	at Charlotte	W	107-97	1/6/09	at Charlotte	W	114-106*				
2/28/96	at Boston	L	116-121*	4/1/09	at Boston	L	109-111**				
12/22/96	at Boston	W	102-98	10/28/09	at Boston	L	59-92				
3/6/97	at Charlotte	W	122-121**	12/1/09	at Charlotte	L	90-108				
4/9/97	at Charlotte	W	136-111	3/3/10	at Boston	L	90-104				
4/16/97	at Boston	W	108-102	12/11/10	at Charlotte	L	62-93				
12/23/97	at Boston	L	96-102	1/14/11	at Boston	L	94-99				
1/30/98	at Boston	W	97-95	2/7/11	at Charlotte	W	94-89				
2/3/98	at Charlotte	W	93-89	3/25/11	at Boston	W	83-81				

*Denotes Number of Overtime Periods

FRONT OFFICE

BALL OPS

PLAYERS

16-17 REVIEW

HISTORY

RECORDS

PLAYOFFS

NBA

MISC.

CHARLOTTE HORNETS **NBA OPPONENTS**

FRONT OFFICE
BBALL OPS
PLAYERS
16-17 REVIEW
HISTORY
RECORDS
PLAYOFFS
NBA
MISC.



2017-18 VS NETS

Feb. 22	at Charlotte
March 8	at Charlotte
March 21	at Brooklyn

HEAD-TO-HEAD RECORD

All-Time	48-53	(.475)
Home	27-23	(.540)
Road	21-30	(.412)

BROOKLYN NETS

15 MetroTech Center, 11th Floor, Brooklyn, NY 11201
718-933-3000

GENERAL INFORMATION

Arena: Barclays Center (17,732)
Television: YES Network
Broadcasters: Ian Eagle, Ryan Ruocco, Jim Spanarkel, Sarah Kustok, Michael Grady
Radio: WFAN (660 AM/101.9 FM)
Broadcasters: Chris Carrino, Tim Capstraw
Colors: Black and White

DIRECTORY

Principal Owner: Mikhail Prokhorov
Chairman of the Board of Directors: Dmitry Razumov
President, ONEXIM Sports & Entertainment Holding USA, Inc.: Maureen Hanlon
Chief Executive Officer: Brett Yormark
General Manager: Sean Marks
Assistant General Manager: Trajan Langdon
Head Coach: Kenny Atkinson
Assistant Coaches: Jacque Vaughn, Chris Fleming, Bret Brielmaier
Head Athletic Trainer/Physical Therapist: Lloyd Beckett
Senior Director of Public Relations: Aaron Harris
Senior Manager of Public Relations: Eli Pearlstein
Senior Manager of Public Relations: Mitch Heckart
Public Relations Coordinator: Megan Walsh

ALL-TIME GAME RESULTS

11/15/88	at Charlotte	L	99-106	3/4/99	at New Jersey	W	96-82	11/3/10	at New Jersey	W	85-83
12/9/88	at Charlotte	W	96-95	4/19/99	at New Jersey	W	120-113	12/3/10	at Charlotte	W	91-84*
12/10/88	at New Jersey	L	112-121*	4/24/99	at Charlotte	W	97-82	2/11/11	at Charlotte	L	89-94
1/3/89	at Charlotte	L	106-109	11/12/99	at Charlotte	W	96-92	4/11/11	at New Jersey	W	105-103
3/2/89	at New Jersey	L	103-114	2/26/00	at New Jersey	L	93-104	1/22/12	at New Jersey	L	87-97
4/18/89	at New Jersey	W	121-105	3/22/00	at Charlotte	W	119-103	3/4/12	at Charlotte	L	101-104
1/11/90	at New Jersey	L	101-109	11/4/00	at New Jersey	W	98-87	3/9/12	at Charlotte	L	74-83
3/26/90	at Charlotte	W	97-83	2/28/01	at Charlotte	W	91-88	3/24/12	at New Jersey	L	89-102
11/6/90	at Charlotte	W	113-105	4/3/01	at New Jersey	W	103-88	12/28/12	at Brooklyn	L	81-97
12/10/90	at New Jersey	L	115-121	4/12/01	at Charlotte	W	88-78	3/6/13	at Charlotte	L	78-99
1/22/91	at Charlotte	L	90-92	11/3/01	at New Jersey	L	85-95	4/6/13	at Brooklyn	L	105-96
3/17/91	at New Jersey	W	121-108	1/5/02	at Charlotte	L	80-89	11/20/13	at Charlotte	W	95-91
11/2/91	at Charlotte	L	108-116	2/24/02	at New Jersey	L	93-95	2/12/14	at Brooklyn	L	89-105
12/14/91	at New Jersey	W	109-102	2/27/02	at Charlotte	W	104-85	3/19/14	at Brooklyn	L	99-104
12/27/91	at Charlotte	L	120-136	11/30/04	at New Jersey	L	86-99	3/26/14	at Charlotte	W	116-111*
3/23/92	at New Jersey	L	120-123	12/21/04	at Charlotte	L	91-94	12/13/14	at Charlotte	L	87-114
12/28/92	at New Jersey	L	103-104	2/25/05	at New Jersey	L	86-93	3/4/15	at Brooklyn	W	115-91
1/2/93	at Charlotte	W	118-117	3/28/05	at Charlotte	L	91-95	3/25/15	at Charlotte	L	88-91
2/23/93	at Charlotte	W	104-95	12/7/05	at Charlotte	L	84-97	11/18/15	at Charlotte	W	116-111
3/24/93	at New Jersey	L	116-118	12/14/05	at New Jersey	W	91-83	2/21/16	at Brooklyn	W	104-96
12/11/93	at Charlotte	W	105-99	2/15/06	at Charlotte	L	94-95	3/22/16	at Brooklyn	W	105-100
12/16/93	at New Jersey	L	95-111	4/6/06	at New Jersey	L	102-113	4/8/16	at Charlotte	W	113-99
3/12/94	at New Jersey	L	92-117	11/28/06	at New Jersey	W	96-92	11/01/16	at Brooklyn	W	99-95
4/8/94	at Charlotte	W	99-78	1/17/07	at Charlotte	L	85-92	12/26/17	at Brooklyn	L	118-120
1/6/95	at New Jersey	W	89-88	3/24/07	at Charlotte	L	107-113*	1/21/17	at Charlotte	W	112-105
1/20/95	at Charlotte	W	99-97	1/4/08	at New Jersey	L	96-102	2/7/17	at Charlotte	W	111-107
2/14/95	at New Jersey	L	98-109	1/8/08	at Charlotte	W	115-99				
4/12/95	at Charlotte	W	105-77	2/8/08	at Charlotte	L	90-104				
11/15/95	at New Jersey	L	79-90	4/15/08	at New Jersey	L	108-112*				
1/17/96	at Charlotte	L	93-97	12/26/08	at New Jersey	W	95-87				
1/26/96	at New Jersey	L	107-115	12/27/08	at Charlotte	L	103-114*				
1/15/97	at Charlotte	W	116-104	4/13/09	at New Jersey	L	87-91				
1/18/97	at New Jersey	W	102-92	11/2/09	at Charlotte	W	79-68				
2/12/97	at Charlotte	W	113-100	12/4/09	at New Jersey	L	91-97				
4/3/97	at New Jersey	W	93-87	2/16/10	at Charlotte	L	94-103				
1/13/98	at Charlotte	L	68-81	4/12/10	at New Jersey	W	105-95				
3/8/98	at New Jersey	W	109-100								
4/6/98	at New Jersey	L	115-125								
4/15/98	at Charlotte	W	109-103								

*Denotes Number of Overtime Periods

NBA OPPONENTS

CHICAGO BULLS

1901 West Madison Street Chicago, IL 60612
312-455-4000



GENERAL INFORMATION

Arena: United Center (20,917)
Television: WGN and Comcast SportsNet Chicago
Broadcasters: Neil Funk, Stacey King

Radio: WLS
Broadcasters: Chuck Swirsky, Bill Wennington, Steve Kashul, Steve Kashul
Colors: Red, Black and White

2017-18 VS BULLS

Nov. 17 at Chicago
Dec. 8 at Charlotte
Feb. 27 at Charlotte
April 3 at Chicago

HEAD-TO-HEAD RECORD

All-Time 38-66 (.365)
Home 25-29 (.463)
Road 13-37 (.260)

DIRECTORY

Chairman: Jerry Reinsdorf
Executive Vice President of Basketball Operations: John Paxson
General Manager: Gar Forman
Assistant General Manager: Brian Hagen
Head Coach: Fred Hoiberg
Associate Head Coach: Jim Boylen
Assistant Coaches: Pete Myers, Randy Brown, Mike Wilhelm, Charlie Henry
Head Athletic Trainer: Jeff Tanaka

Senior Director of Public & Media Relations: Tim Hallam
Senior Manager of Public & Media Relations: Matt Yob
Manager of Public & Media Relations: Beth Esler
Coordinator of Public & Media Relations: Kristen Deahl

ALL-TIME GAME RESULTS

12/23/89	at Charlotte	W	103-101	11/14/97	at Chicago	L	92-105	11/7/09	at Chicago	L	90-93
1/11/89	at Charlotte	L	101-106	12/12/97	at Charlotte	W	79-77	1/5/10	at Charlotte	W	113-108
2/7/89	at Chicago	L	93-118	1/21/98	at Chicago	L	79-110	4/3/10	at Chicago	L	88-96
2/22/89	at Charlotte	L	102-130	2/11/98	at Charlotte	L	90-92	4/14/10	at Charlotte	L	89-98
4/4/89	at Chicago	L	101-121	2/27/99	at Chicago	L	77-94	1/12/11	at Charlotte	W	96-91
12/16/89	at Chicago	L	104-115	3/24/99	at Charlotte	W	110-81	1/18/11	at Chicago	W	83-82
1/12/90	at Charlotte	L	95-107	4/30/99	at Charlotte	W	92-88	2/15/11	at Chicago	L	94-106
11/10/90	at Chicago	L	86-105	1/19/00	at Chicago	W	96-86	3/9/11	at Charlotte	L	84-101
1/12/91	at Charlotte	L	95-106	3/5/00	at Charlotte	W	100-94	1/21/12	at Chicago	L	89-95
2/23/91	at Chicago	L	108-129	3/15/00	at Charlotte	W	77-74	2/10/12	at Charlotte	L	64-95
3/15/91	at Charlotte	L	92-105	4/1/00	at Chicago	W	90-87	4/18/12	at Charlotte	L	68-100
4/19/91	at Charlotte	L	99-115	1/9/01	at Charlotte	W	102-95***	12/31/12	at Chicago	W	91-81
11/13/91	at Charlotte	L	95-117	1/12/01	at Chicago	W	86-85	1/28/13	at Chicago	L	85-93
12/6/91	at Chicago	L	96-114	3/12/01	at Charlotte	W	102-94	2/22/13	at Charlotte	L	75-105
1/22/92	at Charlotte	L	112-115	3/23/01	at Chicago	L	90-93*	11/18/13	at Chicago	L	81-86
4/1/92	at Chicago	L	94-100	11/10/01	at Chicago	W	89-85	1/11/14	at Chicago	L	97-103
12/15/92	at Chicago	L	110-125	1/15/02	at Chicago	W	94-86	1/25/14	at Charlotte	L	87-89
12/29/92	at Charlotte	L	103-114	2/13/02	at Charlotte	W	113-91	4/16/14	at Charlotte	W	91-86*
1/22/93	at Chicago	W	105-97	4/17/02	at Charlotte	W	112-106	12/3/14	at Charlotte	L	95-102
3/12/93	at Chicago	L	108-123	1/27/05	at Chicago	L	93-101	2/25/15	at Chicago	W	98-86
4/23/93	at Charlotte	W	104-103	2/26/05	at Charlotte	L	90-94	3/13/15	at Charlotte	W	101-91
11/5/93	at Charlotte	L	123-124*	3/30/05	at Charlotte	L	99-102	3/23/15	at Chicago	L	86-98
12/20/93	at Chicago	L	97-109	4/2/05	at Chicago	L	97-112	11/3/15	at Charlotte	W	130-105
12/30/93	at Charlotte	W	115-95	11/2/05	at Chicago	L	105-109*	11/13/15	at Chicago	L	97-102
2/21/94	at Chicago	L	93-118	12/20/05	at Chicago	W	105-92	12/5/15	at Chicago	W	102-96
4/15/94	at Charlotte	L	85-88	12/28/05	at Charlotte	W	93-80	2/8/16	at Charlotte	W	108-91
11/4/94	at Chicago	L	83-89	3/31/06	at Charlotte	L	107-113	12/23/16	at Charlotte	W	103-91
1/14/95	at Charlotte	W	96-85	12/23/06	at Chicago	L	76-115	1/2/17	at Chicago	L	111-118
2/20/95	at Charlotte	W	115-104	2/14/07	at Charlotte	W	100-85	3/13/17	at Charlotte	L	109-115
4/22/95	at Chicago	L	100-116	4/13/07	at Chicago	L	81-100				
11/3/95	at Chicago	L	91-105	12/1/07	at Chicago	L	95-111				
1/4/96	at Charlotte	L	93-117	12/5/07	at Charlotte	L	82-91				
4/5/96	at Charlotte	L	92-126	1/2/08	at Charlotte	L	97-109				
4/8/96	at Chicago	W	98-97	1/25/08	at Chicago	W	90-77				
11/15/96	at Charlotte	L	87-110	12/16/08	at Chicago	W	110-101*				
12/14/96	at Chicago	L	82-87	3/3/09	at Chicago	W	96-80				
12/19/96	at Charlotte	L	72-93	4/1/09	at Chicago	L	106-113				
2/11/97	at Chicago	L	100-103								

*Denotes Number of Overtime Periods

FRONT OFFICE

BALL OPS

PLAYERS

16-77 REVIEW

HISTORY

RECORDS

PLAYOFFS

NBA

MISC.

CHARLOTTE HORNETS **NBA OPPONENTS**

FRONT OFFICE
BBALL OPS
PLAYERS
16-17 REVIEW
HISTORY
RECORDS
PLAYOFFS
NBA
MISC.



CLEVELAND CAVALIERS

One Center Court, Cleveland, OH 44115
216-420-2000

2017-18 VS CAVALIERS

Nov. 15.....	at Charlotte	
Nov. 24.....	at Cleveland	
Mar. 28.....	at Charlotte	

HEAD-TO-HEAD RECORD

All-Time.....	41-62.....	(.398)
Home.....	31-21.....	(.596)
Road.....	10-41.....	(.196)

GENERAL INFORMATION

Arena: Quicken Loans Arena (20,562)
Television: Fox Sports Ohio
Broadcasters: Fred McLeod, Austin Carr, Allie Clifton

Radio: WTAM
Broadcasters: John Michael, Jim Chones, Mike Snyder
Colors: Wine and Gold

DIRECTORY

Majority Owner/Chairman: Dan Gilbert
Vice Chairmen: Jeff Cohen, Nate Forbes
General Manager: Kolby Altman
Assistant General Manager: Mike Gansey
Head Coach: Tyrone Lue
Associate Head Coach: Larry Drew
Assistant Coaches: Jim Boylan, Mike Longabardi, James Posey, Damon Jones

Head Athletic Trainer: Steve Spiro
Senior Vice President of Communications & Broadcasting: Tad Carper
Director of Basketball Communications: B.J. Evans
Basketball Communications Manager: Jeff Schaefer
Basketball Communications Coordinator: Cherome Owens
Basketball Communications Assistant: Alyssa Dombrowski

ALL-TIME GAME RESULTS

11/4/88 at Charlotte L 93-133	11/28/97 at Charlotte L 91-97	10/31/09 at Cleveland L 79-90
12/28/88 at Cleveland L 98-122	12/13/97 at Cleveland W 85-84	11/27/09 at Charlotte W 94-87
2/5/89 at Charlotte L 91-110	12/26/97 at Charlotte W 96-88	1/3/10 at Cleveland W 91-88
4/9/89 at Cleveland L 116-122	3/29/98 at Cleveland L 82-97	2/19/10 at Charlotte W 110-93
12/28/89 at Charlotte W 94-92	2/10/99 at Charlotte L 77-87	12/29/10 at Charlotte W 101-92
2/25/90 at Cleveland L 86-102	3/28/99 at Charlotte W 105-84	3/30/11 at Charlotte W 98-97
11/7/90 at Cleveland L 89-100	4/17/99 at Cleveland W 90-82	4/5/11 at Cleveland L 89-99
11/17/90 at Charlotte W 112-100	11/27/99 at Cleveland L 89-106	1/3/12 at Cleveland L 101-115
1/29/91 at Cleveland L 106-125	12/17/99 at Charlotte W 99-86	1/16/12 at Charlotte L 94-102
4/5/91 at Cleveland L 101-104	2/9/00 at Charlotte W 103-95	4/10/12 at Cleveland L 90-103
4/7/91 at Charlotte L 100-102	4/18/00 at Cleveland W 103-88	1/4/13 at Charlotte L 104-106
11/20/91 at Charlotte W 109-108	11/25/00 at Charlotte W 109-98	2/6/13 at Cleveland L 95-122
12/21/91 at Cleveland L 111-120	12/5/00 at Cleveland L 66-71	4/17/13 at Charlotte W 105-9
3/27/92 at Charlotte L 115-121	12/26/00 at Charlotte W 115-110*	11/1/13 at Charlotte W 90-84
4/9/92 at Cleveland L 134-141	3/16/01 at Cleveland L 109-114	11/15/13 at Cleveland W 86-80
4/15/92 at Charlotte W 115-107	10/31/01 at Charlotte W 100-94	3/7/14 at Charlotte W 101-92
11/8/92 at Cleveland L 107-127	12/1/01 at Cleveland L 81-93	4/5/14 at Cleveland W 96-94*
2/9/93 at Charlotte L 103-107	3/30/02 at Cleveland W 93-85	12/15/14 at Cleveland L 88-97
3/11/93 at Cleveland L 99-118	4/12/02 at Charlotte W 112-100	1/2/15 at Charlotte L 87-91
4/2/93 at Charlotte W 114-113	11/18/04 at Charlotte L 89-106	1/23/15 at Charlotte L 90-129
11/9/93 at Cleveland L 108-113	11/20/04 at Cleveland L 84-100	11/27/15 at Charlotte L 90-95
12/9/93 at Charlotte W 95-93	1/3/05 at Charlotte L 83-94	2/3/16 at Charlotte W 106-97
12/28/93 at Cleveland L 115-127*	1/11/05 at Cleveland L 98-100*	2/24/16 at Cleveland L 103-114
2/20/94 at Charlotte L 101-105*	1/30/06 at Charlotte L 91-103	4/3/16 at Cleveland L 103-112
4/5/94 at Cleveland L 99-105	3/22/06 at Cleveland L 118-120*	11/13/16 at Cleveland L 93-100
11/5/94 at Charlotte L 107-115	4/2/06 at Charlotte L 97-101	12/10/16 at Cleveland L 105-116
11/15/94 at Cleveland L 86-89*	11/4/06 at Charlotte W 92-88	12/31/16 at Charlotte L 109-121
1/10/95 at Cleveland W 116-108*	12/13/06 at Cleveland L 101-104	3/24/17 at Charlotte L 105-112
3/25/95 at Charlotte W 105-97	2/2/07 at Cleveland L 81-101	
4/23/95 at Charlotte W 97-72	3/20/07 at Charlotte W 108-100	
12/6/95 at Charlotte W 94-82	12/8/07 at Charlotte W 96-93	
1/29/96 at Charlotte W 88-86	1/11/08 at Cleveland L 106-113**	
2/13/96 at Cleveland L 100-110	3/16/08 at Cleveland L 91-98	
4/6/96 at Cleveland W 93-89	4/2/08 at Charlotte L 114-118	
1/25/97 at Cleveland L 73-106	10/30/08 at Cleveland L 79-96	
3/19/97 at Charlotte W 90-72	12/6/08 at Charlotte L 74-94	
4/7/97 at Cleveland W 110-105*	1/7/09 at Cleveland L 81-111	
4/14/97 at Charlotte W 94-82		

*Denotes Number of Overtime Periods

NBA OPPONENTS



DALLAS MAVERICKS

2500 Victory Avenue, Dallas, TX 75219
214-665-4660

GENERAL INFORMATION

Arena: American Airlines Center (19,200)
Television: Fox Sports Southwest
Broadcasters: Mark Followill, Derek Harper, Jeff Wade

Radio: ESPN Radio (103.3 FM)
Broadcasters: Chuck Cooperstein, Brad Davis
Spanish Radio: KFLC (Univision 1270 AM)
Broadcasters: Victor Villaiba
Colors: Blue, Black and Silver

DIRECTORY

Owner: Mark Cuban
President of Basketball Operations & General Manager: Donn Nelson
Head Coach: Rick Carlisle
Assistant Coaches: Melvin Hunt, Kaleb Canales, Jamahl Mosley, Darrell Armstrong, Larry Shyatt
Head Athletic Trainer: Casey Smith

Vice President of Basketball Communications: Sarah Melton
Director of Basketball Communications: Scott Tomlin
Basketball Communications Manager: Alan Rakowski
Director of Corporate Communications: Erin Finegold

2017-18 VS MAVERICKS

Jan. 10 at Charlotte
Mar. 24 at Dallas

HEAD-TO-HEAD RECORD

All-Time 17-36 (.321)
Home 10-16 (.385)
Road 7-20 (.259)

ALL-TIME GAME RESULTS

11/17/88	at Dallas	L	93-105	11/18/08	at Charlotte	L	83-100
12/16/88	at Charlotte	L	98-107	12/11/08	at Dallas	L	90-95
11/29/89	at Dallas	L	83-102	12/12/09	at Dallas	L	97-98*
12/19/89	at Charlotte	W	102-97	3/1/10	at Charlotte	L	84-89
4/19/90	at Charlotte	L	102-111	10/27/10	at Dallas	L	86-101
4/22/90	at Dallas	L	107-118	2/5/11	at Charlotte	L	92-101
1/19/91	at Dallas	L	95-110	3/15/12	at Dallas	L	96-101
2/12/91	at Charlotte	W	100-92	11/3/12	at Dallas	L	99-126
12/11/91	at Charlotte	L	103-106	11/10/12	at Charlotte	W	101-97*
3/11/92	at Dallas	W	120-105	12/3/13	at Dallas	L	82-89
11/17/92	at Charlotte	W	134-111	2/11/14	at Charlotte	W	114-89
1/11/93	at Dallas	W	132-113	11/17/14	at Charlotte	L	80-107
2/24/94	at Charlotte	L	110-115	2/22/15	at Dallas	L	81-92
4/1/94	at Dallas	W	106-104	11/5/15	at Dallas	W	108-94
12/10/94	at Dallas	L	86-99	3/14/16	at Charlotte	L	96-107
3/30/95	at Charlotte	L	107-125	12/01/16	at Charlotte	W	97-87
1/13/96	at Dallas	W	103-83	12/05/16	at Dallas	W	109-101
3/7/96	at Charlotte	W	119-105				
1/2/97	at Charlotte	W	107-97				
2/25/97	at Dallas	L	84-86				
11/5/97	at Charlotte	W	110-103				
1/24/98	at Dallas	W	94-92				
11/17/99	at Charlotte	W	104-99				
2/3/00	at Dallas	L	96-106				
1/17/01	at Charlotte	L	90-91				
3/24/01	at Dallas	L	100-103				
11/6/01	at Dallas	L	92-110				
11/21/01	at Charlotte	L	78-89				
1/21/05	at Charlotte	L	99-105				
3/19/05	at Dallas	L	93-104				
11/11/05	at Charlotte	L	88-98				
3/3/06	at Dallas	L	76-90				
11/20/06	at Charlotte	L	85-93				
12/26/06	at Dallas	L	84-97				
1/23/08	at Charlotte	L	95-102				
3/12/08	at Dallas	L	93-118				

*Denotes Number of Overtime Periods

FRONT OFFICE

BALL OPS

PLAYERS

16-17 REVIEW

HISTORY

RECORDS

PLAYOFFS

NBA

MISC.

CHARLOTTE HORNETS NBA OPPONENTS

FRONT OFFICE



DENVER NUGGETS

1000 Chopper Circle, Denver, CO 80204
303-405-1100

BBALL OPS

2017-18 VS NUGGETS

Oct. 25 at Charlotte
Feb. 5 at Denver

GENERAL INFORMATION

Arena: Pepsi Center (19,520)
Television: Altitude Sports & Entertainment
Broadcasters: Chris Marlowe, Scott Hastings, Ally Sturm

Radio: Altitude Radio Network
Broadcasters: Jason Kosmicki
Colors: Light Blue, Yellow Gold and Navy

PLAYERS

HEAD-TO-HEAD RECORD

All-Time.....27-27 (.500)
Home.....17-10 (.630)
Road.....10-17 (.370)

DIRECTORY

Owner: E. Stanley Kroenke
President & Governor: Josh Kroenke
President of Basketball Operations: Tim Connelly
General Manager: Arturas Karnisovas
Assistant General Manager: Calvin Booth
Director of Basketball Operations: Ben Tenzer
Head Coach: Michael Malone

Assistant Coaches: Wes Unseld Jr., Mica Nori, David Adelman, Jordi Fernandez, Bob Weiss, Ryan Bowen
Head Athletic Trainer: Dan Shimensky
Media Relations Director: Tim Gelt
Media Relations Manager: Nick O'Hayre
Media Relations Coordinator: Cody Wise
Media Relations Associate: Steven Blevins

16-17 REVIEW

ALL-TIME GAME RESULTS

3/8/89	at Charlotte	L	99-112	1/14/08	at Charlotte	W	119-116
3/14/89	at Denver	L	102-125	2/2/08	at Denver	L	101-117
12/9/89	at Charlotte	L	93-106	11/11/08	at Charlotte	L	80-88
1/18/90	at Denver	W	110-108	1/30/09	at Denver	L	99-110
2/16/90	at Charlotte	W	113-107	12/8/09	at Charlotte	W	107-95
3/6/90	at Denver	L	96-122	1/25/10	at Denver	L	93-104
4/4/90	at Denver	W	116-112	12/7/10	at Charlotte	W	100-98
12/8/90	at Charlotte	L	119-126	3/2/11	at Denver	L	80-120
1/16/91	at Denver	L	104-111	3/30/12	at Charlotte	L	88-99
11/26/91	at Denver	L	97-103	12/22/12	at Denver	L	88-110
2/19/92	at Charlotte	W	106-104	2/23/13	at Charlotte	L	99-113
12/12/92	at Charlotte	W	109-100	1/29/14	at Denver	W	101-98
2/28/93	at Denver	L	103-110	3/10/14	at Charlotte	W	105-98
12/3/93	at Denver	L	94-102	12/22/14	at Charlotte	W	110-82
12/17/93	at Charlotte	W	99-96	1/31/15	at Denver	W	104-86
12/3/94	at Denver	L	88-99	1/10/16	at Denver	L	92-95
12/17/94	at Charlotte	W	111-92	3/19/16	at Charlotte	L	93-101
2/16/96	at Charlotte	W	107-100	3/4/17	at Denver	W	122-102
3/26/96	at Denver	W	119-112**	3/31/17	at Charlotte	W	122-114
12/11/96	at Charlotte	W	101-97				
1/13/97	at Denver	W	102-100*				
2/23/98	at Denver	W	118-98				
3/16/98	at Charlotte	W	109-87				
12/10/99	at Charlotte	W	106-99				
1/8/00	at Denver	L	92-97				
1/7/01	at Denver	L	87-94				
3/30/01	at Charlotte	L	96-103				
12/11/01	at Denver	W	99-96				
1/7/02	at Charlotte	W	94-80				
2/16/05	at Charlotte	W	94-88				
3/16/05	at Denver	L	101-120				
12/13/05	at Charlotte	L	85-101				
2/21/06	at Denver	L	84-100				
11/12/06	at Charlotte	L	101-108				
2/29/07	at Denver	W	105-101				

*Denotes Number of Overtime Periods

MISC.

NBA OPPONENTS

DETROIT PISTONS

6 Championship Drive, Auburn Hills, MI 48326
248-377-0100



GENERAL INFORMATION

Arena: The Palace of Auburn Hills (21,165)
Television: Fox Sports Detroit
Broadcasters: George Blaha, Greg Kelsner

Radio: Detroit Sports (105.1 FM)
Broadcasters: George Blaha, Mark Champion, Rick Mahorn
Colors: Red, White and Blue

2017-18 VS PISTONS

Oct. 18 at Detroit
Jan. 15 at Detroit
Feb. 25 at Charlotte

DIRECTORY

Principal Owner: Tom Gores
Vice Chairman: Arn Tellem
President & Chief Executive Officer of Palace Sports & Entertainment & Detroit Pistons: Dennis Mannion
General Manager: Jeff Bower
Assistant General Manager: Jeff Nix
Associate General Manager: Pat Garrity
President of Basketball Operations & Head Coach: Stan Van Gundy

Associate Head Coach: Bob Beyer
Assistant Coaches: Malik Allen, Tim Hardaway, Charles Klask, Aaron Gray, Rex Walters
Director of Sports Medicine & Head Athletic Trainer: Jon Ishop
Vice President of Public Relations: Kevin Grigg
Senior Director of Public Relations: Cletus Lewis
Public Relations Manager: Michelle Fikany
Public Relations Manager: Michael Horan

HEAD-TO-HEAD RECORD

All-Time.....47-57 (.452)
Home.....27-26 (.509)
Road.....20-31 (.392)

ALL-TIME GAME RESULTS

11/5/88	at Detroit	L	85-94	11/25/97	at Charlotte	W	90-85	11/11/09	at Detroit	L	75-98
11/22/88	at Charlotte	L	93-99	1/15/98	at Detroit	L	94-95*	12/22/09	at Charlotte	W	88-76
12/17/88	at Detroit	L	91-100	2/25/98	at Detroit	W	98-88	4/10/10	at Charlotte	W	99-95
3/25/89	at Charlotte	L	101-113	4/12/98	at Charlotte	W	88-86	11/5/10	at Detroit	L	90-97
3/11/90	at Charlotte	L	88-98	4/12/99	at Detroit	W	92-86	12/27/10	at Charlotte	W	105-100
3/28/90	at Detroit	L	97-106	4/14/99	at Charlotte	W	83-79	2/2/11	at Detroit	W	97-87
12/26/90	at Detroit	L	94-102	4/21/99	at Charlotte	W	88-85	4/10/11	at Charlotte	L	101-112
1/8/91	at Charlotte	L	98-101	12/26/99	at Detroit	L	96-114	1/13/12	at Charlotte	L	81-98
2/22/91	at Charlotte	W	122-114	1/27/00	at Charlotte	W	117-102	2/29/12	at Detroit	L	94-109
3/13/91	at Detroit	L	83-94	3/29/00	at Detroit	W	98-91	3/31/12	at Detroit	L	107-110*
4/2/91	at Charlotte	L	78-83	4/7/00	at Charlotte	L	82-97	4/12/12	at Charlotte	L	85-109
11/5/91	at Detroit	L	93-117	11/17/00	at Charlotte	L	89-96	1/6/13	at Detroit	W	108-101*
12/18/91	at Detroit	L	97-117	11/19/00	at Detroit	W	105-96	2/20/13	at Charlotte	L	99-105
1/28/92	at Charlotte	L	95-100*	4/7/01	at Charlotte	L	92-97	3/23/13	at Charlotte	L	91-92
3/22/92	at Charlotte	W	113-101	4/15/01	at Detroit	W	99-90	4/12/13	at Detroit	L	93-113
4/10/92	at Detroit	L	106-125	11/28/01	at Detroit	W	104-96	12/20/13	at Detroit	W	116-106
11/25/92	at Detroit	W	101-97	11/30/01	at Charlotte	L	105-110	2/18/14	at Detroit	W	108-96
12/23/92	at Charlotte	W	107-95	1/12/02	at Detroit	L	76-104	2/19/14	at Charlotte	W	116-98
2/14/93	at Charlotte	W	117-107	3/3/02	at Charlotte	L	81-83	2/10/15	at Detroit	L	78-106
3/26/93	at Detroit	L	107-115	11/21/04	at Detroit	L	116-117**	3/8/15	at Charlotte	W	108-101
4/16/93	at Charlotte	W	127-93	11/23/04	at Charlotte	W	91-89	4/1/15	at Charlotte	W	102-78
12/21/93	at Detroit	W	108-97	4/20/05	at Charlotte	W	97-86	4/12/15	at Detroit	L	77-116
12/27/93	at Charlotte	W	109-94	12/17/05	at Charlotte	L	78-103	12/7/15	at Charlotte	W	104-84
3/25/94	at Detroit	W	106-92	1/14/06	at Detroit	L	91-114	3/11/16	at Charlotte	W	118-103
4/23/94	at Charlotte	W	108-103	3/12/06	at Detroit	L	78-94	3/25/16	at Detroit	L	105-112
11/12/94	at Charlotte	W	113-100	3/18/06	at Charlotte	L	103-108	11/29/16	at Charlotte	L	89-112
12/14/94	at Detroit	W	106-93	11/24/06	at Detroit	L	95-104	12/7/16	at Charlotte	W	87-77
2/8/95	at Detroit	W	106-78	12/3/06	at Charlotte	W	97-89	1/5/17	at Detroit	L	114-115
2/18/95	at Charlotte	W	110-88	1/10/07	at Detroit	W	103-96	2/23/17	at Detroit	L	108-114
4/14/95	at Detroit	W	94-86	1/24/07	at Charlotte	L	92-103				
11/7/95	at Charlotte	W	108-96	12/09/07	at Detroit	L	104-85				
12/30/95	at Detroit	L	100-102*	1/12/08	at Charlotte	L	103-100*				
1/11/96	at Charlotte	L	93-95	2/10/08	at Detroit	L	113-87				
4/3/96	at Detroit	L	83-98	11/3/08	at Charlotte	L	83-101				
11/23/96	at Charlotte	W	93-85	12/13/08	at Charlotte	L	86-90				
12/28/96	at Detroit	L	75-97	1/13/09	at Detroit	W	80-78				
2/14/97	at Charlotte	L	103-109	4/5/09	at Detroit	L	97-104				
4/11/97	at Detroit	W	93-85								

*Denotes Number of Overtime Periods

FRONT OFFICE
BALL OPS
PLAYERS
16-17 REVIEW
HISTORY
RECORDS
PLAYOFFS
NBA
MISC.

CHARLOTTE HORNETS NBA OPPONENTS

FRONT OFFICE



GOLDEN STATE WARRIORS

1011 Broadway, Oakland, CA 94607
510-986-2200

BBALL OPS

2017-18 VS WARRIORS

Dec. 6 at Charlotte
Dec. 29 at Golden State

GENERAL INFORMATION

Arena: Oracle Arena (19,596)
Television: Comcast SportsNet Bay Area
Broadcasters: Bob Fitzgerald, Jim Barnett, Rosalyn Gold-Onwude

Radio: KNBR
Broadcasters: Tim Roye, Tom Tolbert
Colors: Warriors Royal Blue, and California Golden Yellow

PLAYERS

HEAD-TO-HEAD RECORD

All-Time 27-27 (.500)
Home 17-10 (.630)
Road 10-17 (.370)

DIRECTORY

Co-Executive Chairman & CEO: Joe Lacob
Owner: Peter Guber
Co-Executive Chairman: Peter Guber
President & Chief Operating Officer: Rick Welts
General Manager: Bob Myers
Head Coach: Steve Kerr
Assistant Coaches: Ron Adams, Mike Brown, Jarron Collins
Head Athletic Trainer: Drew Yoder

Vice President of Communications: Raymond Ridder
Director of Public Relations: Michael Ravina
Director of Public Relations: Brett Winkler
Public Relations Assistant: Cole Lawrence

16-17 REVIEW

ALL-TIME GAME RESULTS

3/19/89	at Golden State	L	117-124	2/1/08	at Golden State	L	96-127
3/30/89	at Charlotte	L	104-113	3/5/08	at Charlotte	W	118-109
11/11/89	at Golden State	L	104-115	12/20/08	at Charlotte	L	103-110
11/17/89	at Charlotte	W	99-98	2/27/09	at Golden State	W	112-109
3/5/90	at Golden State	L	117-138	1/29/10	at Golden State	W	121-110
4/8/90	at Charlotte	W	110-109	3/6/10	at Charlotte	W	101-90
3/2/91	at Golden State	L	108-121	12/31/10	at Charlotte	L	95-96
3/26/91	at Charlotte	W	97-94	1/28/11	at Golden State	W	121-113*
1/20/92	at Golden State	L	119-135	1/14/12	at Charlotte	W	112-100
2/6/92	at Charlotte	W	132-113	12/10/12	at Charlotte	L	96-104
11/20/92	at Charlotte	W	117-110*	12/21/12	at Golden State	L	100-115
12/2/92	at Golden State	W	111-110	12/9/13	at Charlotte	W	115-111
2/9/94	at Charlotte	L	116-126	2/4/14	at Golden State	W	91-75
3/5/94	at Golden State	L	112-129	11/15/14	at Golden State	L	87-112
11/22/94	at Charlotte	W	102-98	11/28/14	at Charlotte	L	101-106
3/3/95	at Golden State	W	116-86	12/2/15	at Charlotte	L	99-116
12/19/95	at Golden State	L	99-102	1/4/16	at Golden State	L	101-111
1/20/96	at Charlotte	L	102-110	1/25/17	at Charlotte	L	103-113
1/6/97	at Golden State	W	109-101	2/1/17	at Golden State	L	111-126
3/22/97	at Charlotte	W	100-93*				
2/18/98	at Golden State	L	77-88				
3/2/98	at Charlotte	W	112-83				
2/17/99	at Golden State	L	87-96				
12/8/99	at Charlotte	W	113-106				
3/7/00	at Golden State	W	102-99				
1/29/01	at Golden State	W	93-85				
2/22/01	at Charlotte	W	93-91				
12/7/01	at Golden State	W	106-89				
1/3/02	at Charlotte	W	114-102				
11/13/04	at Charlotte	L	87-103				
12/12/04	at Golden State	L	87-99				
12/2/05	at Golden State	L	100-107				
3/8/06	at Charlotte	W	104-101				
1/27/07	at Golden State	L	105-131				
2/3/07	at Charlotte	W	98-90				

*Denotes Number of Overtime Periods

MISC.



NBA OPPONENTS

HOUSTON ROCKETS

1510 Polk Street, Houston, TX 77002
713-758-7200

GENERAL INFORMATION

Arena: Toyota Center (18,055)
Television: AT&T SportsNet
Broadcasters: Bill Worrell, Clyde Drexler, Matt Bullard, Clyde Drexler, Craig Ackerman
Radio: KBME
Spanish Radio: KEYH

Broadcasters: Adrian Chavarria
Broadcasters: Craig Ackerman, Matt Thomas
Colors: Red, White and Silver

DIRECTORY

Owner: Leslie Alexander
Chief Executive Officer: Tad Brown
General Manager: Daryl Morey
Head Coach: Mike D'Antoni
Assistant Coaches: Jeff Bzdelik, Roy Rogers, Brett Gunning
Senior Vice President of Basketball Operations: Keith Jones

Head Athletic Trainer: Jason Biles
Senior Director of Media & Player Relations: Tracey Hughes
Media Relations Manager: Sean McCloskey
Media Relations Coordinator: Jenny Zehentner



2017-18 VS ROCKETS

Oct. 27 at Charlotte
Dec. 13 at Houston

HEAD-TO-HEAD RECORD

All-Time 14-41 (.255)
Home 10-18 (.357)
Road 4-23 (.148)

ALL-TIME GAME RESULTS

12/3/88	at Houston	L	104-108	11/11/07	at Charlotte	L	85-82
12/26/88	at Charlotte	L	95-97	3/14/08	at Houston	L	80-89
11/24/89	at Charlotte	L	81-85	2/22/09	at Houston	L	78-99
11/30/89	at Houston	L	101-113	3/13/09	at Charlotte	L	86-91
12/30/89	at Charlotte	W	111-92	1/12/10	at Charlotte	W	102-94
4/10/90	at Charlotte	L	112-115	4/9/10	at Houston	L	90-97
4/12/90	at Houston	L	110-117	11/26/10	at Charlotte	W	99-89
12/6/90	at Houston	L	110-116	3/16/11	at Houston	L	78-94
12/15/90	at Charlotte	L	97-100	1/10/12	at Charlotte	L	70-82
12/21/91	at Charlotte	L	95-99	3/14/12	at Houston	L	87-107
3/13/92	at Houston	L	100-118	1/21/13	at Charlotte	L	94-100
1/14/93	at Houston	L	102-114	2/2/13	at Houston	L	95-109
3/23/93	at Charlotte	L	103-111	10/30/13	at Houston	L	83-96
12/7/93	at Houston	L	102-121	3/24/14	at Charlotte	L	89-100
2/16/94	at Charlotte	W	102-97	12/31/14	at Houston	L	83-102
12/8/94	at Houston	L	95-101	4/13/15	at Charlotte	L	90-100
2/16/95	at Charlotte	L	89-105	12/21/15	at Houston	L	95-102
12/2/95	at Houston	L	98-113	3/12/16	at Charlotte	W	125-109
2/1/96	at Charlotte	L	111-116	1/10/17	at Houston	L	114-124
1/21/97	at Charlotte	W	114-108	2/9/17	at Charlotte	L	95-107
2/27/97	at Houston	W	106-95				
12/29/97	at Houston	W	120-101				
1/22/98	at Charlotte	W	93-86				
2/1/00	at Houston	L	83-99				
2/22/00	at Charlotte	W	102-97				
11/16/00	at Houston	L	80-84				
1/27/01	at Charlotte	L	97-110				
1/26/02	at Charlotte	L	104-111*				
2/1/02	at Houston	W	73-72				
12/18/04	at Charlotte	W	101-100*				
12/22/04	at Houston	W	90-87				
1/10/06	at Charlotte	W	111-106**				
1/25/06	at Houston	L	78-102				
12/8/06	at Charlotte	L	92-62				
2/10/07	at Houston	L	83-104				

*Denotes Number of Overtime Periods

FRONT OFFICE

BBALL OPS

PLAYERS

16-17 REVIEW

HISTORY

RECORDS

PLAYOFFS

NBA

MISC.

CHARLOTTE HORNETS **NBA OPPONENTS**

FRONT OFFICE

BBALL OPS

PLAYERS

16-17 REVIEW

HISTORY

RECORDS

PLAYOFFS

NBA

MISC.



INDIANA PACERS

125 S. Pennsylvania Street, Indianapolis, IN 46204
317-917-2500

2017-18 VS PACERS

Jan. 29at Indiana
Feb. 2at Charlotte
Apr. 8at Charlotte
Apr. 10at Indiana

HEAD-TO-HEAD RECORD

All-Time41-62 (.398)
Home29-21 (.580)
Road12-39 (.226)

GENERAL INFORMATION

Arena: Bankers Life Fieldhouse (18,165)
Television: Fox Sports Indiana
Broadcasters: Quinn Buckner, Chris Denari, Jeremiah Johnson

Radio: 1070 The Fan/ 93.5 FM
Broadcasters: Mark Boyle, Bob Leonard
Colors: Yellow, Blue and Gray

DIRECTORY

Owner, Chairman & CEO: Herbert Simon
Vice Chairman: Jim Morris
President of Basketball Operations: Kevin Pritchard
President & Chief Operating Officer: Rick Fuson
General Manager: Chad Buchanan
Executive Vice President of Basketball Operations & General Manager: Kevin Pritchard
Head Coach: Nate McMillan

Assistant Coaches: Bill Bayno, Dan Burke, Popeye Jones
Senior Director of Medical Operations & Head Athletic Trainer: Josh Corbell
Director of Indiana Pacers Media Relations: David Benner
Associate Director of Media Relations: Krissy Myers
Media Relations Assistant: Wes Kaminski

ALL-TIME GAME RESULTS

12/13/88	at Indiana	L	104-115	11/8/97	at Charlotte	W	89-82	11/22/09	at Charlotte	W	104-88
12/14/88	at Charlotte	W	115-106	11/22/97	at Indiana	W	95-94	12/16/09	at Indiana	L	98-101
2/18/89	at Charlotte	W	119-114	3/27/98	at Indiana	L	96-133	3/16/10	at Indiana	L	94-99
4/15/89	at Indiana	L	105-115	4/3/98	at Charlotte	W	96-89	10/29/10	at Charlotte	L	101-104
1/6/90	at Charlotte	W	117-111	4/2/99	at Charlotte	L	81-87	12/10/10	at Indiana	L	92-100
2/13/90	at Indiana	L	105-128	4/10/99	at Indiana	W	92-90	2/9/11	at Indiana	L	103-104
12/21/90	at Indiana	L	114-137	4/29/99	at Indiana	L	110-115*	3/23/11	at Charlotte	L	88-111
1/30/91	at Indiana	L	105-123	11/4/99	at Charlotte	W	98-89	1/7/12	at Indiana	L	77-99
2/19/91	at Charlotte	L	102-115	12/30/99	at Indiana	L	99-109	1/19/12	at Indiana	L	73-108
3/5/91	at Indiana	L	101-112	3/18/00	at Indiana	L	99-113	2/22/12	at Charlotte	L	88-102
4/9/91	at Charlotte	L	120-122	4/9/00	at Charlotte	W	96-80	11/2/12	at Charlotte	W	90-89
11/22/91	at Charlotte	W	112-110	12/6/00	at Charlotte	W	91-88	1/12/13	at Indiana	L	88-96
1/25/92	at Charlotte	W	107-105	12/9/00	at Indiana	L	96-99*	1/15/13	at Charlotte	L	76-103
2/17/92	at Indiana	L	117-128	2/13/01	at Indiana	W	77-66	2/13/13	at Indiana	L	77-101
2/29/92	at Charlotte	W	121-119	2/26/01	at Charlotte	W	82-72	11/27/13	at Charlotte	L	74-99
4/14/92	at Indiana	L	96-123	1/25/02	at Indiana	L	81-90	12/13/13	at Indiana	L	94-99
11/13/92	at Indiana	L	109-110	2/15/02	at Charlotte	W	116-106	3/5/14	at Charlotte	W	109-87
11/28/92	at Charlotte	L	122-134	3/20/02	at Charlotte	W	94-88	11/19/14	at Indiana	L	86-88
1/24/93	at Charlotte	L	105-112	3/24/02	at Indiana	W	99-84	1/17/15	at Charlotte	W	80-71*
2/26/93	at Indiana	L	105-137	11/26/04	at Indiana	L	77-82	2/8/15	at Charlotte	L	102-103
3/19/93	at Indiana	L	108-112	12/29/04	at Charlotte	L	71-74	4/3/15	at Indiana	L	74-93
11/16/93	at Indiana	W	102-93	2/9/05	at Indiana	L	87-94	2/10/16	at Indiana	W	117-95
2/2/94	at Charlotte	L	112-124	11/16/05	at Charlotte	W	122-90	2/26/16	at Indiana	W	96-95
2/5/94	at Indiana	L	102-111	11/18/05	at Indiana	L	85-93	3/4/16	at Charlotte	W	108-101
4/6/94	at Charlotte	W	129-90	1/18/06	at Indiana	L	92-98	11/7/16	at Charlotte	W	122-100
11/19/94	at Charlotte	L	89-102	4/15/06	at Charlotte	W	92-91	12/12/16	at Indiana	L	94-110
12/16/94	at Indiana	L	91-93	11/1/06	at Charlotte	L	99-106	3/6/17	at Charlotte	W	100-88
12/20/94	at Charlotte	W	99-95	12/30/06	at Indiana	W	113-102	3/15/17	at Indiana	L	77-98
2/7/95	at Charlotte	L	92-95*	4/6/07	at Charlotte	L	102-112				
4/9/95	at Indiana	L	68-97	11/9/07	at Charlotte	W	96-87				
2/24/96	at Charlotte	L	90-104	12/31/07	at Charlotte	W	107-103*				
3/3/96	at Indiana	L	100-103	3/19/08	at Indiana	L	95-102				
3/19/96	at Charlotte	W	102-94	4/12/08	at Indiana	W	107-103				
4/15/96	at Indiana	L	87-90	11/28/08	at Indiana	W	115-108*				
11/21/96	at Indiana	W	90-87	1/25/09	at Indiana	L	93-98				
1/28/97	at Indiana	W	98-97	2/18/09	at Charlotte	W	103-94				
1/29/97	at Charlotte	L	95-106	3/21/09	at Charlotte	L	83-108				
3/28/97	at Charlotte	L	115-116								

*Denotes Number of Overtime Periods

NBA OPPONENTS

LOS ANGELES CLIPPERS

6951 S. Centinela Ave. Playa Vista, CA 90094
310-862-6000

GENERAL INFORMATION

Arena: STAPLES Center (19,060)
Television: Prime Ticket
Broadcasters: Ralph Lawler, Michael Smith
Radio: AM 570

Broadcasters: Brian Sieman, Ralph Lawler, Michael Smith
Spanish Radio: ESPN Deportes
Broadcasters: Armando Garcia
Colors: Red, White and Blue

DIRECTORY

Owner: Steve Ballmer
President of Basketball Operations & Head Coach: Glenn "Doc" Rivers
Executive Vice President, Basketball Ops: Lawrence Frank
General Manager: Dave Wohl
Assistant General Managers: Gary Sacks, Gerald Madkins
Assistant Coaches: Mike Woodson, Sam Cassell, Armond Hill, Brendan O'Connor, Patrick Sullivan, John Welch

Director of Medical Services & Head Athletic Trainer: Jasen Powell
Vice President of Basketball Communications: Seth Burton
Director of Communications: Dennis Rogers
Assistant Directors of Communications: Ta'Nisha Cooper, Steven Esparza
Communications Manager: Aubrey Freckman
Communications Assistant: Brandon Ehrlich

ALL-TIME GAME RESULTS

11/8/88	at Charlotte	W	117-105	2/9/09	at Charlotte	W	94-73
3/17/89	at Los Angeles	W	108-105	2/28/09	at Los Angeles	W	100-95
1/9/90	at Charlotte	L	98-108	2/22/10	at Los Angeles	L	94-98
1/16/90	at Los Angeles	L	98-106	3/12/10	at Charlotte	W	106-98
3/1/90	at Charlotte	W	118-109*	1/29/11	at Los Angeles	L	88-103
3/18/90	at Los Angeles	W	108-97	3/7/11	at Charlotte	L	87-92
1/5/91	at Charlotte	W	111-103	2/11/12	at Charlotte	L	86-111
3/22/91	at Los Angeles	L	100-106	12/12/12	at Charlotte	L	94-100
11/30/91	at Los Angeles	L	112-130	2/26/13	at Los Angeles	L	84-106
1/2/92	at Charlotte	L	102-109*	1/1/14	at Los Angeles	L	85-112
12/5/92	at Los Angeles	L	109-119	1/22/14	at Charlotte	W	95-91
1/8/93	at Charlotte	W	115-101	11/24/14	at Charlotte	L	92-113
3/2/94	at Los Angeles	L	109-118	3/17/15	at Los Angeles	L	92-99
3/26/94	at Charlotte	W	121-109	12/30/15	at Los Angeles	L	83-97
11/17/94	at Charlotte	W	99-83	1/9/16	at Charlotte	L	117-122
12/5/94	at Los Angeles	W	115-83	2/11/17	at Charlotte	L	102-107
12/16/95	at Los Angeles	W	109-99	2/26/17	at Los Angeles	L	121-124
12/27/95	at Charlotte	L	107-116				
12/3/96	at Los Angeles	L	89-96				
2/21/97	at Charlotte	W	114-96				
11/15/97	at Charlotte	W	130-96				
2/21/98	at Los Angeles	W	111-98				
2/18/00	at Charlotte	W	115-87				
3/10/00	at Los Angeles	W	118-101				
12/8/00	at Charlotte	W	92-87				
1/5/01	at Los Angeles	W	86-73				
12/9/01	at Los Angeles	L	78-89				
1/11/02	at Charlotte	W	92-91*				
12/6/04	at Los Angeles	L	93-99**				
4/5/05	at Charlotte	L	102-104				
12/23/05	at Charlotte	L	88-97				
2/27/06	at Los Angeles	L	87-95				
2/26/07	at Los Angeles	L	93-100				
3/16/07	at Charlotte	L	93-102				
12/12/07	at Charlotte	W	108-103				
1/28/08	at Los Angeles	W	107-100				

*Denotes Number of Overtime Periods



2017-18 VS CLIPPERS

Nov. 18 at Charlotte
Dec. 31 at L.A. Clippers

HEAD-TO-HEAD RECORD

All-Time 24-29 (.453)
Home 15-12 (.556)
Road 9-17 (.346)

FRONT OFFICE

BALL OPS

PLAYERS

16/17 REVIEW

HISTORY

RECORDS

PLAYOFFS

NBA

MISC.

CHARLOTTE HORNETS **NBA OPPONENTS**

FRONT OFFICE



LOS ANGELES LAKERS

2275 E. Mariposa Ave, El Segundo, CA 90245
310-426-6000

BBALL OPS

2017-18 VS LAKERS

Dec. 9 at Charlotte
Jan. 5 at Los Angeles

GENERAL INFORMATION

Arena: STAPLES Center (18,997)
Television: Spectrum SportsNet; Spectrum Deportes
Broadcasters (English): Bill Macdonald, Stu Lantz
Broadcasters (Spanish): Adrian Garcia Marquez, Francisco Pinto

Radio: ESPNLA Radio; ESPN Deportes
Broadcasters: John Ireland, Mychal Thompson
Broadcasters (Spanish): Fernando Gonzalez, Jose "Pepe" Mantilla
Colors: Purple and Gold

PLAYERS

HEAD-TO-HEAD RECORD

All-Time.....22-32 (.407)
Home.....12-14 (.462)
Road.....10-18 (.357)

DIRECTORY

CEO & Controlling Owner: Jeanie Buss
COO & President, Business Operations: Tim Harris
General Manager: Rob Pelinka
Head Coach: Luke Walton
Associate Head Coach: Brian Shaw
Assistant Coaches: Brian Keefe, Jesse Murmays, Mark Madsen, Jud Buechler, Miles Simon

Head Athletic Trainer: Marco Nuñez
Director of Media Relations: Alison Bogli
Senior Manager of Media Relations: Ta'Nisha Cooper
Manager of Media Relations: Will Patterson
Coordinator of Media Relations: T.C. Greene
Public Relations Assistant: Matt Fleer

16-17 REVIEW

ALL-TIME GAME RESULTS

1/27/89	at Los Angeles	L	97-114	2/11/08	at Charlotte	L	97-106
3/10/89	at Charlotte	L	90-123	3/26/08	at Los Angeles	W	108-95
11/10/89	at Los Angeles	L	100-106	1/27/09	at Los Angeles	W	117-110**
12/12/89	at Charlotte	L	89-103	3/31/09	at Charlotte	W	94-84
3/12/90	at Charlotte	L	102-107	2/3/10	Los Angeles	L	97-99
3/20/90	at Los Angeles	L	97-109	3/5/10	at Charlotte	W	98-93
1/15/91	at Los Angeles	L	103-128	2/14/11	at Charlotte	W	109-89
1/24/91	at Charlotte	L	93-113	3/4/11	at Los Angeles	L	84-92
12/4/91	at Charlotte	W	124-106	1/31/12	at Los Angeles	L	73-106
1/15/92	at Los Angeles	L	93-95	12/18/12	at Los Angeles	L	100-101
1/29/93	at Charlotte	L	108-123	2/8/13	at Charlotte	L	93-100
3/7/93	at Los Angeles	W	105-101	12/14/13	at Charlotte	L	85-88
11/24/93	at Charlotte	W	141-124	1/31/14	at Los Angeles	W	110-100
1/14/94	at Los Angeles	W	130-122	11/9/14	at Los Angeles	L	92-107
1/23/95	at Charlotte	L	102-108	3/3/15	at Charlotte	W	104-103
2/24/95	at Los Angeles	L	93-95*	12/28/15	at Charlotte	W	108-98
3/24/96	at Los Angeles	W	103-94	1/31/16	at Los Angeles	W	101-82
4/2/96	at Charlotte	W	102-97	12/20/16	at Charlotte	W	117-113
11/6/96	at Charlotte	W	88-78	2/28/17	at Los Angeles	W	109-104
1/8/97	at Los Angeles	L	97-101				
12/20/97	at Charlotte	L	100-109				
1/11/98	at Los Angeles	W	98-93				
2/16/99	at Los Angeles	L	88-116				
1/7/00	at Los Angeles	L	83-87				
2/16/00	at Charlotte	L	85-92				
2/2/01	at Los Angeles	L	87-93				
2/16/01	at Charlotte	L	94-99				
2/22/02	at Charlotte	L	94-96				
3/12/02	at Los Angeles	L	66-107				
1/30/05	at Los Angeles	L	90-101				
3/12/05	at Charlotte	L	116-117				
12/4/05	at Los Angeles	L	98-99				
2/3/06	at Charlotte	W	112-102				
12/29/06	at Charlotte	W	133-124***				
1/26/07	at Los Angeles	W	106-97*				

*Denotes Number of Overtime Periods

MISC.



NBA OPPONENTS

MEMPHIS GRIZZLIES

191 Beale St., Memphis, TN 38103
901-205-1234



GENERAL INFORMATION

Arena: FedExForum (18,119)
Television: Fox Sports Southeast
Broadcasters: Pete Pronica, Sean Tuohy, Brevin Knight, Rob Fischer, Chris Vernon

Radio: ESPN 92.9/680AM
Broadcasters: Eric Hasseltine, Hank McDowell, Elliot Perry
Colors: Navy Blue, Smoke Blue and Yellow

DIRECTORY

Controlling Owner: Robert J. Pera
Director: Joe Abadi
General Manager: Chris Wallace
Vice President of Basketball Operations: John Hollinger
Head Coach: David Fizdale
Associate Head Coach: J.B. Bickerstaff
Assistant Coaches: Keith Smart, Bob Bender, Nick Van Exel, Adam Mazarei

Head Athletic Trainer: Jim Scholler
Director, Communications and Publications: Jason Wallace
Manager of Communications & Publications: Ross Wooden
Senior Coordinator of Communications & Publications: Kerri Harper

2017-18 VS GRIZZLIES

Oct. 30 at Memphis
Mar. 22 at Charlotte

HEAD-TO-HEAD RECORD

All-Time 20-17 (.541)
Home 11-8 (.579)
Road 9-9 (.500)

ALL-TIME GAME RESULTS

11/24/95	at Charlotte	W	116-104	11/21/16	at Charlotte	L	90-105
3/31/96	at Vancouver	W	121-88	11/28/16	at Memphis	W	104-85
12/9/96	at Vancouver	W	107-91				
3/11/97	at Charlotte	W	98-92				
1/9/98	at Vancouver	W	98-90				
2/5/98	at Charlotte	W	108-93				
11/24/99	at Charlotte	W	89-73				
12/3/99	at Vancouver	W	113-94				
1/3/01	at Vancouver	L	89-99				
3/14/01	at Charlotte	W	100-95				
2/3/02	at Memphis	W	97-79				
2/17/02	at Charlotte	L	78-92				
1/14/05	at Charlotte	L	89-109				
4/10/05	at Memphis	L	95-102				
3/26/06	at Memphis	L	95-102				
4/12/06	at Charlotte	L	88-96				
11/3/06	at Memphis	L	83-96				
3/10/07	at Charlotte	L	107-115				
1/19/08	at Charlotte	W	105-87				
3/17/08	at Memphis	L	90-98				
12/19/08	at Memphis	W	112-83				
1/21/09	at Charlotte	W	101-86				
1/9/10	at Charlotte	W	89-87				
2/26/10	at Memphis	W	93-89				
12/15/10	at Memphis	L	80-113				
1/10/11	at Charlotte	W	96-82				
4/20/12	at Charlotte	L	80-85				
11/17/12	at Charlotte	L	87-94				
4/9/13	at Memphis	L	75-94				
2/22/14	at Charlotte	W	92-89				
3/8/14	at Memphis	L	89-111				
11/1/14	at Charlotte	L	69-71				
12/12/14	at Memphis	L	107-113**				
12/11/15	at Memphis	W	123-99				
12/26/15	at Charlotte	W	98-92				

*Denotes Number of Overtime Periods

FRONT OFFICE

BALL OPS

PLAYERS

16-17 REVIEW

HISTORY

RECORDS

PLAYOFFS

NBA

MISC.

CHARLOTTE HORNETS **NBA OPPONENTS**

FRONT OFFICE

BBALL OPS

PLAYERS

16-17 REVIEW

HISTORY

RECORDS

PLAYOFFS

NBA

MISC.



MIAMI HEAT

601 Biscayne Boulevard, Miami, FL 33132
786-777-HEAT

2017-18 VS HEAT

Dec. 1 at Miami
Dec. 15 at Charlotte
Jan. 20 at Charlotte
Jan. 27 at Miami

HEAD-TO-HEAD RECORD

All-Time41-59 (.410)
Home26-24 (.520)
Road15-35 (.300)

GENERAL INFORMATION

Arena: AmericanAirlines Arena (19,600)
Television: Fox Sun Sports
Broadcasters: Eric Reid, Tony Fiorentino, Jason Jackson
Radio: The Ticket (104.3 FM)

Broadcasters: Mike Ingitts, John Crotty, Ron Rothstein
Spanish Radio: WAQI
Broadcasters: Jose Paneda, Joe Pujala
Colors: Red, Yellow, Black and White

DIRECTORY

Managing General Partner: Micky Arison
Chief Executive Officer: Nick Arison
President: Pat Riley
Senior Vice President of Basketball Operations & General Manager: Andy Elisburg
Assistant General Manager/General Manager: Sioux Falls Skyforce: Adam Simon
Head Coach: Erik Spoelstra
Assistant Coaches: Juwan Howard, Keith Smart, Dan Craig, Chris Quinn, Octavio de la Grana

Head Athletic Trainer: Jay Sabol
Vice President of Sports Media Relations: Tim Donovan
Director of Sports Media Relations: Rob Wilson
Assistant Director of Sports Media Relations: Michael Lissack
Sports Media Relations Manager: Nick Maiorana

ALL-TIME GAME RESULTS

11/29/88	at Charlotte	W	99-84	2/20/00	at Charlotte	L	80-85	12/28/11	at Charlotte	L	95-96
2/17/89	at Miami	L	102-103	4/6/00	at Miami	L	70-76	1/1/12	at Miami	L	90-129
11/21/89	at Charlotte	L	87-98	4/19/00	at Charlotte	W	83-73	4/13/12	at Miami	L	82-105
4/18/90	at Miami	W	98-91	11/3/00	at Charlotte	W	83-79	12/26/12	at Charlotte	L	92-105
11/23/90	at Charlotte	L	100-116	11/14/00	at Miami	L	86-89*	2/4/13	at Miami	L	94-99
11/24/90	at Miami	W	125-112	12/20/00	at Charlotte	W	65-56	3/24/13	at Miami	L	77-109
2/16/91	at Miami	L	82-94	4/6/01	at Miami	L	76-81	4/5/13	at Charlotte	L	79-89
4/16/91	at Charlotte	W	92-87	11/16/01	at Miami	W	96-87	11/16/13	at Charlotte	L	81-97
11/15/91	at Miami	L	105-120	4/3/02	at Charlotte	W	97-90	12/1/13	at Miami	L	98-99
12/13/91	at Charlotte	L	108-112	4/16/02	at Miami	W	88-81	1/18/14	at Charlotte	L	96-104*
2/2/92	at Miami	L	100-118	1/1/05	at Miami	L	90-113	3/3/14	at Miami	L	107-124
2/16/92	at Charlotte	W	126-109	2/11/05	at Charlotte	L	87-97	11/5/14	at Charlotte	W	96-89
11/14/92	at Charlotte	L	95-104	3/26/05	at Charlotte	W	94-92	11/23/14	at Miami	L	93-94
11/21/92	at Miami	W	123-111	4/19/05	at Miami	L	80-99	1/21/15	at Charlotte	W	78-76
2/12/93	at Miami	W	116-107	11/12/05	at Miami	L	99-108	4/7/15	at Miami	L	100-105
3/30/93	at Charlotte	L	89-116	1/27/06	at Charlotte	L	85-91	10/28/15	at Miami	L	94-104
11/27/93	at Miami	L	100-114	3/6/06	at Charlotte	L	105-106*	12/9/15	at Charlotte	W	99-81
1/25/94	at Miami	L	98-119	3/24/06	at Miami	L	93-114	2/5/16	at Charlotte	L	95-98
2/4/94	at Charlotte	L	118-124	11/25/06	at Charlotte	L	93-102	3/17/16	at Miami	W	109-106
4/11/94	at Charlotte	W	99-97	2/5/07	at Miami	L	93-113	10/28/16	at Miami	W	97-91
11/30/94	at Charlotte	W	105-87	4/8/07	at Miami	W	111-103*	12/29/16	at Charlotte	W	91-82
12/23/94	at Miami	L	93-116	4/10/07	at Charlotte	W	92-82	3/8/17	at Miami	L	101-108
3/11/95	at Charlotte	W	104-95	11/4/07	at Miami	W	90-88	4/5/17	at Charlotte	L	99-112
4/2/95	at Miami	W	105-92	11/13/07	at Charlotte	W	91-76				
12/1/95	at Miami	L	101-108*	11/27/07	at Miami	L	90-110				
12/23/95	at Charlotte	W	87-75	3/22/08	at Charlotte	W	94-82				
1/19/96	at Miami	W	114-106	11/1/08	at Charlotte	W	100-87				
4/10/96	at Charlotte	L	95-116	12/8/08	at Miami	L	96-100				
11/12/96	at Miami	L	97-105	2/8/09	at Miami	L	92-96				
12/27/96	at Charlotte	L	86-101	4/3/09	at Charlotte	L	92-97				
3/9/97	at Charlotte	W	82-76	1/2/10	at Miami	W	107-97				
11/3/97	at Miami	W	112-99	1/20/10	at Charlotte	W	104-65				
11/21/97	at Charlotte	W	119-102	3/9/10	at Charlotte	W	83-78				
1/2/98	at Charlotte	W	99-88	3/20/10	at Miami	L	71-77				
4/4/98	at Miami	L	88-101	11/19/10	at Miami	L	87-95				
2/8/99	at Charlotte	W	94-91	1/3/11	at Charlotte	L	82-96				
2/24/99	at Charlotte	L	83-91	2/4/11	at Charlotte	L	97-10				
5/2/99	at Miami	L	93-100	4/8/11	at Miami	L	103-112				
12/18/99	at Miami	W	106-89								

*Denotes Number of Overtime Periods

NBA OPPONENTS

MILWAUKEE BUCKS

1001 N. Fourth Street, Milwaukee, WI 53203
414-227-0500



GENERAL INFORMATION

Arena: BMO Harris Bradley Center (18,717)
Television: Fox Sports Wisconsin
Broadcasters: Jim Paschke, Gus Johnson, Marques Johnson, Jon Hammond, Jon McGlocklin

Radio: WTMJ (620 AM)
Broadcasters: Ted Davis, Dennis Krause
Colors: Good Land Green, Cream City Cream, Great Lakes Blue and Bucks Black

2017-18 VS BUCKS

Oct. 23 at Milwaukee
Nov. 1 at Charlotte
Dec. 22 at Milwaukee
Dec. 23 at Charlotte

DIRECTORY

Owners: Wes Edens, Marc Lasry and Jamie Dinan
General Manager: John Hammond
Assistant General Manager: Justin Zanik
Head Coach: Jason Kidd
Assistant Coaches: Joe Prunty, Eric Hughes, Greg Foster, Sean Sweeney, Josh Oppenheimer, Stacey Augmon

Director of Medical Services & Head Therapist: Michael Snelling
Head Athletic Trainer: Scott Faust
Vice President of Public Relations: Dan Smyczek
Director of Communications: Mark Rosenberg
Public Relations Coordinator: Erika Johnson
Public Relations Assistant: Eric Kohlbeck

HEAD-TO-HEAD RECORD

All-Time 52-52 (.500)
Home 29-23 (.558)
Road 22-28 (.440)

ALL-TIME GAME RESULTS

12/20/88	at Milwaukee	L	115-125	12/4/97	at Milwaukee	L	92-102	11/20/09	at Milwaukee	L	88-95
12/21/88	at Charlotte	L	100-112	12/17/97	at Charlotte	W	99-90	12/28/09	at Charlotte	W	94-84
1/18/89	at Milwaukee	L	106-118	3/26/98	at Charlotte	W	94-80	2/20/10	at Milwaukee	L	88-93
4/21/89	at Charlotte	L	110-107	4/14/98	at Milwaukee	W	104-82	4/2/10	at Charlotte	W	87-86*
1/8/90	at Milwaukee	L	113-126	2/6/99	at Charlotte	L	107-113*	10/30/10	at Milwaukee	L	88-98
2/23/90	at Charlotte	L	100-104	3/21/99	at Milwaukee	W	94-87	11/27/10	at Milwaukee	L	101-104
11/28/90	at Charlotte	W	118-111*	3/31/99	at Charlotte	L	94-102	3/28/11	at Charlotte	W	87-86
1/2/91	at Charlotte	L	91-106	4/16/99	at Milwaukee	W	95-94	12/26/11	at Charlotte	W	96-95
2/3/91	at Milwaukee	L	111-120	11/10/99	at Charlotte	W	117-111	3/23/12	at Charlotte	L	92-112
2/15/91	at Charlotte	L	103-106*	12/29/99	at Charlotte	W	109-105	4/6/12	at Milwaukee	L	90-95
3/9/91	at Milwaukee	W	107-98	1/10/00	at Milwaukee	L	87-137	11/19/12	at Charlotte	W	102-98
11/8/91	at Charlotte	L	122-125*	4/14/00	at Milwaukee	W	109-106*	12/7/12	at Milwaukee	L	93-108
11/19/91	at Milwaukee	L	104-127	11/24/00	at Milwaukee	W	106-90	4/1/13	at Milwaukee	L	102-131
2/13/92	at Milwaukee	L	118-127	1/19/01	at Charlotte	L	98-105	4/13/13	at Charlotte	W	95-85
2/25/92	at Charlotte	W	94-82	2/17/01	at Milwaukee	W	103-93	11/23/13	at Milwaukee	W	96-72
3/4/92	at Milwaukee	W	119-110	3/10/01	at Charlotte	W	100-90	11/29/13	at Charlotte	W	96-72
2/5/93	at Charlotte	W	118-111	12/28/01	at Charlotte	L	89-105	12/23/13	at Charlotte	W	111-110*
2/15/93	at Milwaukee	L	122-128	2/18/02	at Milwaukee	W	101-92	3/16/14	at Milwaukee	W	101-92
4/21/93	at Charlotte	W	119-111	3/18/02	at Charlotte	W	113-110	10/29/14	at Charlotte	W	108-106*
4/24/93	at Milwaukee	W	108-106	4/14/02	at Milwaukee	L	91-98	12/23/14	at Milwaukee	W	108-101
11/6/93	at Milwaukee	W	120-103	11/10/04	at Milwaukee	L	100-102	12/29/14	at Charlotte	L	94-104*
11/26/93	at Charlotte	W	110-99	1/17/05	at Charlotte	L	92-99	11/29/15	at Charlotte	W	87-82
1/21/94	at Milwaukee	L	110-113	2/22/05	at Charlotte	L	102-112	1/16/16	at Charlotte	L	92-105
1/22/94	at Charlotte	W	91-80	4/8/05	at Milwaukee	L	75-93	2/19/16	at Milwaukee	W	98-95
2/18/94	at Charlotte	L	99-106	1/13/06	at Charlotte	L	102-103	3/26/16	at Milwaukee	W	115-91
11/11/94	at Milwaukee	W	123-115	1/21/06	at Milwaukee	L	91-101	10/26/16	at Milwaukee	W	107-96
12/13/94	at Charlotte	W	107-101	2/11/06	at Milwaukee	L	93-99	3/28/17	at Charlotte	L	108-118
12/30/94	at Milwaukee	W	101-94	1/15/07	at Charlotte	L	91-99	4/10/17	at Milwaukee	L	79-89
2/3/95	at Charlotte	W	117-98	3/17/07	at Milwaukee	L	91-97				
3/14/95	at Milwaukee	L	86-99	3/30/07	at Charlotte	W	97-91				
11/28/95	at Milwaukee	W	106-98	4/14/07	at Milwaukee	W	113-92				
2/18/96	at Charlotte	W	122-99	11/2/07	at Charlotte	W	102-99				
2/27/96	at Milwaukee	W	88-84	12/22/07	at Milwaukee	L	99-103				
4/18/96	at Charlotte	L	103-111	1/6/08	at Charlotte	L	89-93				
11/9/96	at Charlotte	L	98-100	11/22/08	at Charlotte	L	74-97				
11/30/96	at Milwaukee	W	94-87	12/5/08	at Milwaukee	L	96-101				
1/31/97	at Charlotte	W	102-95	1/2/09	at Milwaukee	L	75-103				
4/20/97	at Milwaukee	L	100-120	1/3/09	at Charlotte	W	102-92				

*Denotes Number of Overtime Periods

FRONT OFFICE

BALL OPS

PLAYERS

16-T REVIEW

HISTORY

RECORDS

PLAYOFFS

NBA

MISC.

CHARLOTTE HORNETS **NBA OPPONENTS**

FRONT OFFICE



MINNESOTA TIMBERWOLVES

600 First Avenue North, Minneapolis, MN 55403
612-673-1600

BBALL OPS

2017-18 VS TIMBERWOLVES

Nov. 5 at Minnesota
Nov. 20 at Charlotte

GENERAL INFORMATION

Arena: Target Center (19,356) **Radio:** WCCO (830 AM)
Television: Fox Sports North **Broadcasters:** Alan Horton
Broadcasters: Dave Benz, Jim Petersen **Colors:** Blue, Green, Silver, Yellow, Red and Black

PLAYERS

HEAD-TO-HEAD RECORD

All-Time.....34-18 (.654)
Home.....21-5 (.808)
Road.....13-13 (.500)

DIRECTORY

Owner: Glen Taylor **Director of Medical Operations**
Chief Executive Officer: Ethan Casson **& Head Athletic Trainer:** Gregg Farnam
President: Chris Wright **Vice President of Communications:** Brad Ruitter
President of Basketball Operations/
Head Coach: Tom Thibodeau **Senior Public Relations Manager:** Aaron Seehusen
General Manager: Scott Layden **Communications Manager:** Dan Bell
Assistant General Manager: Noah Croom **Public Relations Manager:** Alex King
Assistant Coaches: Andy Greer, Ryan Saunders, Rick Brunson, Ed Pinckney

16-17 REVIEW

ALL-TIME GAME RESULTS

11/25/89	at Charlotte	W	81-73	2/10/10	at Minnesota	W	93-92
1/4/90	at Minnesota	L	98-100	3/24/10	at Charlotte	W	108-95
2/14/90	at Minnesota	L	86-95	11/15/10	at Charlotte	W	113-110
4/6/90	at Charlotte	W	108-93	1/5/11	at Minnesota	W	108-105*
11/9/90	at Minnesota	L	77-106	2/15/12	at Minnesota	L	90-102
4/12/91	at Charlotte	W	111-110**	3/28/12	at Charlotte	L	83-88
3/10/92	at Charlotte	W	105-96	11/14/12	at Minnesota	W	89-87
4/19/92	at Minnesota	L	107-130	1/26/13	at Charlotte	W	102-101
3/18/93	at Charlotte	W	113-85	1/10/14	at Minnesota	L	92-119
3/21/93	at Minnesota	W	99-95	3/14/14	at Charlotte	W	105-93
12/14/93	at Charlotte	W	101-85	1/19/14	at Charlotte	W	105-80
3/11/94	at Minnesota	W	97-91	3/22/15	at Minnesota	W	109-98
1/11/95	at Charlotte	W	100-91	11/10/15	at Minnesota	W	104-95
1/22/95	at Minnesota	L	83-100	3/7/16	at Charlotte	W	108-103
12/9/95	at Charlotte	W	114-108	11/15/16	at Minnesota	W	115-108
3/1/96	at Minnesota	L	101-105	12/3/16	at Charlotte	L	120-125
2/4/97	at Charlotte	W	115-101				
3/2/97	at Minnesota	W	108-96				
11/1/97	at Minnesota	L	90-106				
3/4/98	at Charlotte	W	112-102				
12/15/99	at Charlotte	W	103-98				
2/29/00	at Minnesota	W	92-87				
12/22/00	at Minnesota	W	83-74				
3/6/01	at Charlotte	L	89-95				
12/21/01	at Minnesota	L	89-94				
2/25/02	at Charlotte	L	92-97				
1/5/05	at Charlotte	W	102-84				
3/8/05	at Minnesota	L	97-102				
11/19/05	at Minnesota	L	89-102				
4/4/06	at Charlotte	W	97-92				
1/1/07	at Charlotte	L	96-102				
2/21/07	at Minnesota	W	100-95				
3/4/08	at Minnesota	W	109-89				
4/8/08	at Charlotte	W	121-119				
12/1/08	at Charlotte	W	100-90				
3/14/09	at Minnesota	L	100-108				

*Denotes Number of Overtime Periods

MISC.



NBA OPPONENTS

NEW ORLEANS PELICANS

5800 Airline Drive, Metairie, LA 70003
504-593-4700



GENERAL INFORMATION

Arena: Smoothie King Center (16,867)
Television: Fox Sports New Orleans
Broadcasters: Joel Meyers, David Wesley,
Jen Hale

Radio: WRNO
Broadcasters: Sean Kelley, John DeShazier
Colors: Blue, Gold and Red

DIRECTORY

Owner: Tom Benson
Executive Officer: Gayle Benson
President: Dennis Lauscha
Executive Vice President: Gayle Benson
General Manager: Dell Demps
Head Coach: Alvin Gentry
Associate Head Coach: Darren Erman
Assistant Coaches: Chris Finch, Fred Vinson,
Kevin Hanson, Jamelle McMillan, Elvis Valcarcel

Head Athletic Trainer: Duane Brooks
**Senior Vice President of Communications
& Broadcasting:** Greg Bensele
Director of Basketball Communications:
Matt Ryan
Basketball Communications Manager:
Will McClaran
Basketball Communications Coordinator:
Chris Trahan

2017-18 VS PELICANS

Jan. 24 at Charlotte
Mar. 13 at New Orleans

HEAD-TO-HEAD RECORD

All-Time 8-18 (.308)
Home 6-7 (.462)
Road 2-11 (.154)

ALL-TIME GAME RESULTS

12/14/04	at Charlotte	W	94-93*
3/2/05	at New Orleans	L	85-94
1/2/06	at NO/OKC	L	86-103
1/16/06	at Charlotte	L	92-10
11/14/06	at NO/OKC	L	85-94
2/20/07	at Charlotte	W	104-100
12/28/07	at Charlotte	L	85-99
1/18/08	at New Orleans	L	84-112
11/7/08	at Charlotte	W	92-89
12/10/08	at New Orleans	L	89-105
2/6/10	at Charlotte	L	99-104
4/7/10	at New Orleans	W	104-103
12/1/10	at New Orleans	L	73-89
1/15/11	at Charlotte	L	81-88
3/12/12	at New Orleans	W	73-71
4/16/12	at Charlotte	L	67-75
11/9/12	at New Orleans	L	99-107
12/29/12	at Charlotte	L	95-98
11/2/13	at New Orleans	L	84-105
2/21/14	at Charlotte	W	90-87
11/4/14	at New Orleans	L	91-100
1/7/15	at Charlotte	W	98-94
1/15/16	at New Orleans	L	107-109
3/9/16	at Charlotte	W	122-113
11/19/16	at New Orleans	L	116-121*
3/11/17	at Charlotte	L	122-125*

*Denotes Number of Overtime Periods

FRONT OFFICE

BBALL OPS

PLAYERS

16-17 REVIEW

HISTORY

RECORDS

PLAYOFFS

NBA

MISC.

CHARLOTTE HORNETS NBA OPPONENTS

FRONT OFFICE

BBALL OPS

PLAYERS

16-17 REVIEW

HISTORY

RECORDS

PLAYOFFS

NBA

MISC.



NEW YORK KNICKS

2 Pennsylvania Plaza, New York, NY 10121
212-465-6471

2017-18 VS KNICKS

Nov. 7at New York
Dec. 18at Charlotte
Mar. 17at New York
Mar. 26at Charlotte

HEAD-TO-HEAD RECORD

All-Time45-56	(.446)
Home30-21	(.588)
Road15-35	(.300)

GENERAL INFORMATION

Arena: Madison Square Garden (19,812)
Television: MSG
Broadcasters: Mike Breen, Walt Frazier,

Radio: ESPN Radio
Broadcasters: Brendan Brown
Colors: Orange, White and Blue

DIRECTORY

President: Steve Mills
Executive Chairman of the Madison Square Garden Company & NBA Governor: James Dolan
President: Phil Jackson
General Manager: Steve Mills
Assistant General Manager: Allan Houston
Head Coach: Jeff Hornacek
Associate Head Coach: Kurt Rambis

Assistant Coaches: Howard Easley, Corey Gaines, Jerry Sichting
Head Athletic Trainer: Roger Hinds
Vice President of Public Relations: Jonathan Supranowitz
Director of Media Relations: Gregg Schwartz
Manager of Media Relations: Derek Lapinski
Coordinator of Media Relations: Shakeemah Simmons

ALL-TIME GAME RESULTS

12/30/88	at Charlotte	W	122-111	3/14/99	at New York	L	86-94	11/23/10	at New York	L	107-110
1/12/89	at New York	L	89-106	4/7/99	at Charlotte	W	106-82	11/24/10	at Charlotte	L	95-99
2/14/89	at Charlotte	L	117-129	4/23/99	at New York	L	105-110	3/26/11	at Charlotte	W	114-106
2/23/89	at New York	L	114-139	4/26/99	at Charlotte	L	84-91	1/4/12	at New York	W	118-110
3/27/89	at Charlotte	L	105-121	12/20/99	at New York	L	109-112*	1/9/12	at New York	L	87-91
4/12/89	at New York	W	104-99	1/15/00	at New York	L	79-91	1/24/12	at Charlotte	L	78-111
11/27/89	at New York	L	108-119	2/7/00	at Charlotte	W	95-85	4/26/12	at Charlotte	L	84-104
3/23/90	at Charlotte	W	106-93	3/17/00	at Charlotte	L	99-118	12/5/12	at Charlotte	L	98-100
11/2/90	at Charlotte	L	130-134*	1/24/01	at Charlotte	W	81-67	3/29/13	at New York	L	102-111
12/1/90	at New York	L	96-113	4/9/01	at New York	L	98-113	4/15/13	at Charlotte	W	106-95
3/19/91	at Charlotte	L	79-97	11/2/01	at Charlotte	W	97-93	11/5/13	at New York	W	102-97
4/20/91	at New York	L	102-108	12/18/01	at Charlotte	L	95-100	11/8/13	at Charlotte	L	91-101
11/9/91	at New York	L	113-118	1/21/02	at New York	W	111-68	1/14/14	at Charlotte	W	108-98
12/2/91	at Charlotte	L	97-99	4/2/02	at New York	L	85-91	1/24/14	at New York	L	96-125
3/7/92	at New York	L	78-107	12/4/04	at Charlotte	W	107-101	11/2/14	at New York	L	93-96
4/2/92	at Charlotte	L	96-117	12/26/04	at New York	L	82-91	12/5/14	at Charlotte	W	103-102
12/10/92	at New York	W	110-103*	2/13/05	at New York	L	99-102	1/10/15	at New York	W	110-82
1/20/93	at New York	L	91-114	4/16/05	at Charlotte	L	98-100	1/24/15	at Charlotte	W	76-71
2/17/93	at Charlotte	L	116-124	11/23/05	at Charlotte	W	108-95	11/11/15	at Charlotte	W	95-93
4/14/93	at Charlotte	L	107-111	3/11/06	at Charlotte	W	116-109	11/17/15	at New York	L	94-102
1/2/94	at New York	W	124-123*	4/17/06	at New York	W	98-91	1/23/16	at Charlotte	W	97-84
1/8/94	at Charlotte	W	102-99	12/20/06	at New York	L	109-111**	4/6/16	at New York	W	111-97
3/29/94	at New York	L	95-106	1/12/07	at New York	W	126-110	11/25/16	at New York	L	111-113
4/17/94	at Charlotte	W	107-91	1/31/07	at Charlotte	W	104-87	11/26/16	at Charlotte	W	107-102
11/26/94	at New York	W	105-95	4/18/07	at Charlotte	L	93-94	1/27/17	at New York	L	107-110
1/27/95	at Charlotte	W	105-90	12/21/07	at Charlotte	W	105-95				
3/21/95	at New York	W	78-69	2/27/08	at New York	L	89-113				
4/20/95	at Charlotte	L	86-91	4/9/08	at New York	L	107-109				
11/29/95	at Charlotte	W	115-105	11/5/08	at New York	L	98-101				
2/14/96	at Charlotte	W	120-100	12/30/08	at Charlotte	L	89-93				
4/19/96	at New York	W	115-108	3/7/09	at New York	W	114-105				
11/3/96	at New York	L	86-113	3/28/09	at Charlotte	W	96-85				
11/20/96	at Charlotte	W	93-86	10/30/09	at Charlotte	W	102-100**				
1/24/97	at Charlotte	W	113-104*	12/15/09	at Charlotte	W	94-87				
2/2/97	at New York	W	99-93	12/20/09	at New York	L	94-98				
10/31/97	at Charlotte	L	85-97	1/7/10	at New York	L	93-97				
12/6/97	at New York	L	79-90								
2/10/98	at New York	L	91-99								
3/11/98	at Charlotte	W	85-78								

*Denotes Number of Overtime Periods

NBA OPPONENTS

OKLAHOMA CITY THUNDER

208 Thunder Drive, Oklahoma City, OK 73102
405-208-4800



GENERAL INFORMATION

Arena: Chesapeake Energy Arena (18,203)
Television: Fox Sports Oklahoma
Broadcasters: Michael Cage, Brian Davis and Lesley McCaslin
Radio: WWLS (98.1 FM/640 AM)

Broadcasters: Matt Pinto
Spanish Radio: WKY
Broadcasters: Eleno Ornelas
Colors: Blue, Red, Yellow and Dark Blue

DIRECTORY

Chairman: Clayton I. Bennett
Executive Vice President and General Manager: Sam Presti
Assistant General Manager/Vice President: Troy Weaver
Assistant General Manager/Legal & Administration: Michael Winger
Head Coach: Billy Donovan
Assistant Coaches: Mark Bryant, Vin Bhavnani, Maurice Cheeks, Anthony Grant, Adrian Griffin, Royel Ivey, Darko Rajakovic

Head Athletic Trainer: Joe Sharpe
Director of Basketball Communications: Matt Tumbleson
Manager of Basketball Communications: Michael Ravina
Manager of Basketball Communications: John Read

2017-18 VS THUNDER

Dec. 11 at Oklahoma City
Jan. 13 at Charlotte

HEAD-TO-HEAD RECORD

All-Time 17-36 (294)
Home 11-15 (400)
Road 6-21 (192)

ALL-TIME GAME RESULTS

2/3/89	at Charlotte	W	108-106	12/3/08	at Charlotte	W	103-97
3/16/89	at Seattle	L	88-108	4/10/09	at Oklahoma City	L	81-84
11/7/89	at Seattle	L	88-128	12/26/09	at Oklahoma City	L	91-98
2/5/90	at Charlotte	L	100-101	3/17/10	at Charlotte	W	100-92
2/18/90	at Charlotte	L	70-85	12/21/10	at Charlotte	L	81-99
3/14/90	at Seattle	L	100-103	3/18/11	at Oklahoma City	L	82-99
2/4/91	at Charlotte	L	93-100	3/10/12	at Oklahoma City	L	95-122
3/1/91	at Seattle	L	105-122	11/26/12	at Oklahoma City	L	69-114
1/14/92	at Seattle	W	117-116*	3/8/13	at Charlotte	L	94-116
1/31/92	at Charlotte	L	105-122	12/27/13	at Charlotte	L	85-89
2/1/93	at Charlotte	W	112-100	3/2/14	at Oklahoma City	L	99-116
3/4/93	at Seattle	L	112-138	12/26/14	at Oklahoma City	L	75-98
3/1/94	at Seattle	L	96-112	2/21/15	at Charlotte	L	103-110
3/20/94	at Charlotte	L	115-124	1/2/16	at Charlotte	L	90-109
2/27/95	at Seattle	W	116-114	1/20/16	at Oklahoma City	L	95-109
3/9/95	at Charlotte	W	112-99	1/4/17	at Charlotte	W	123-112
11/17/95	at Charlotte	L	96-98	4/2/17	at OKC	W	113-101
3/27/96	at Seattle	L	95-132				
11/26/96	at Charlotte	W	97-89				
12/7/96	at Seattle	W	94-92				
1/6/98	at Seattle	L	81-102				
3/6/98	at Charlotte	W	104-98				
12/5/99	at Seattle	W	103-81				
2/28/00	at Charlotte	L	81-84				
11/9/00	at Charlotte	L	94-102				
12/30/00	at Seattle	L	102-104				
1/23/02	at Charlotte	W	111-101				
3/7/02	at Seattle	L	89-92*				
12/31/04	at Charlotte	L	97-103				
2/5/05	at Seattle	L	99-113				
11/30/05	at Seattle	L	94-104				
2/6/06	at Charlotte	W	119-106				
11/10/06	at Charlotte	L	85-99				
3/4/07	at Seattle	L	89-96				
11/17/07	at Charlotte	W	100-84				
3/28/08	at Seattle	W	96-93				

*Denotes Number of Overtime Periods

FRONT OFFICE

BALL OPS

PLAYERS

16:77 REVIEW

HISTORY

RECORDS

PLAYOFFS

NBA

MISC.

CHARLOTTE HORNETS **NBA OPPONENTS**

FRONT OFFICE



ORLANDO MAGIC

8701 Maitland Summit Boulevard, Orlando, FL 32810
407-916-2400

BBALL OPS

2017-18 VS MAGIC

Oct. 29 at Charlotte
Dec. 4 at Charlotte
Feb. 14 at Orlando
Apr. 6 at Orlando

GENERAL INFORMATION

Arena: Amway Center (18,846)
Television: Fox Sports Florida
Broadcasters: David Steele, Jeff Turner, Dante Marchitelli

Radio: ESPN Orlando (580 AM)
Broadcasters: Dennis Neumann, Richie Adubatu
Colors: Blue, Silver and Black

PLAYERS

HEAD-TO-HEAD RECORD

All-Time 47-50 (.485)
Home 27-21 (.563)
Road 20-29 (.408)

DIRECTORY

Owner & Senior Chairman: Rich DeVos
Chairman /Governor: Dan DeVos
Chief Executive Officer: Alex Martins
President of Basketball Operations: Jeff Weltman
General Manager: John Hammond
Assistant General Manager: Pete D'Alessandro
Assistant General Manager: Matt Lloyd
Head Coach: Frank Vogel
Assistant Coaches: Chad Forcier, Corliss Williamson, David Adelman, Jay Hernandez,

Matt Hill
Assistant Coach & Player Development: Jay Hernandez
Head Athletic Trainer: Keon Weise
Senior Vice President of Public Relations: Joel Glass
Director of Communications: George Galante
Assistant Director of Communications: Trish Wingerson
Director of Corporate Communications: Trish Wingerson

16-17 REVIEW

ALL-TIME GAME RESULTS

11/14/89	at Charlotte	W	130-116	11/8/00	at Orlando	W	96-90	12/15/12	at Charlotte	L	98-107
2/27/90	at Orlando	L	109-115	2/6/01	at Charlotte	L	83-109	1/18/13	at Orlando	W	106-100
11/3/90	at Orlando	W	104-97	3/8/01	at Charlotte	W	97-84	2/19/13	at Orlando	W	105-92
12/29/90	at Charlotte	W	109-100	11/23/01	at Charlotte	L	99-109	3/27/13	at Charlotte	W	114-108
12/7/91	at Orlando	W	109-95	11/24/01	at Orlando	W	103-101	12/11/13	at Charlotte	L	83-92
2/22/92	at Charlotte	W	130-110	3/22/02	at Orlando	W	106-92	1/17/14	at Orlando	W	111-101
3/30/92	at Charlotte	W	123-112	3/27/02	at Charlotte	W	111-104	3/28/14	at Orlando	L	105-110*
4/7/92	at Orlando	L	110-135	11/6/04	at Charlotte	W	111-100	4/4/14	at Charlotte	W	91-80
11/10/92	at Orlando	W	112-108	1/7/05	at Orlando	L	91-111	11/21/14	at Charlotte	L	100-105
2/11/93	at Charlotte	W	116-107	3/21/05	at Charlotte	W	102-97	12/27/14	at Charlotte	L	94-102
4/1/93	at Orlando	W	102-93	3/24/05	at Orlando	W	108-94	1/3/15	at Orlando	W	98-90
4/7/93	at Charlotte	L	96-109	11/15/05	at Orlando	L	77-85	3/1/15	at Orlando	W	98-83
11/11/93	at Charlotte	W	120-87	1/7/06	at Orlando	L	92-108	12/16/15	at Orlando	L	98-113
1/26/94	at Charlotte	L	120-145	1/20/06	at Charlotte	L	93-104	1/22/16	at Orlando	W	120-116*
2/27/94	at Orlando	L	103-114	3/21/06	at Charlotte	W	108-102	3/16/16	at Charlotte	W	107-99
4/14/94	at Orlando	W	112-108	11/18/06	at Orlando	L	87-93	4/13/16	at Charlotte	W	117-103
11/9/94	at Charlotte	L	128-130*	12/14/06	at Charlotte	W	99-89	12/9/16	at Charlotte	W	109-88
12/29/94	at Charlotte	W	125-123	1/5/07	at Orlando	L	74-106	12/28/16	at Orlando	W	120-101
1/17/95	at Orlando	L	98-109	3/12/07	at Charlotte	W	119-108	3/10/17	at Charlotte	W	121-81
3/23/95	at Orlando	L	93-105	11/23/07	at Orlando	L	92-105	3/22/17	at Orlando	W	109-102
12/8/95	at Orlando	L	95-105	12/14/07	at Charlotte	L	87-103				
3/5/96	at Charlotte	L	97-123	12/29/07	at Orlando	L	95-104				
3/8/96	at Orlando	L	112-117*	1/16/08	at Charlotte	W	99-93				
4/21/96	at Charlotte	L	100-103	11/16/08	at Charlotte	L	85-90				
11/14/96	at Orlando	L	89-96	2/17/09	at Orlando	L	102-107*				
2/17/97	at Charlotte	W	124-110	2/20/09	at Charlotte	L	80-92				
3/14/97	at Orlando	L	81-86	4/15/09	at Orlando	L	73-98				
12/27/97	at Orlando	L	87-96	11/10/09	at Charlotte	L	81-93				
2/28/98	at Charlotte	W	90-80	11/16/09	at Orlando	L	91-97				
3/13/98	at Orlando	W	100-82	1/23/10	at Charlotte	L	95-106*				
4/19/98	at Charlotte	W	89-76	3/14/10	at Orlando	W	96-89				
3/3/99	at Orlando	L	76-93	11/6/10	at Charlotte	L	88-91				
3/23/99	at Orlando	L	78-86	2/27/11	at Orlando	L	86-100				
3/26/99	at Charlotte	W	90-82	4/1/11	at Orlando	L	77-89				
11/2/99	at Charlotte	W	100-86	4/6/11	at Charlotte	L	102-111*				
11/19/99	at Orlando	W	103-92	12/30/11	at Charlotte	L	79-100				
12/23/99	at Charlotte	L	106-110	1/17/12	at Orlando	L	89-96				
3/2/00	at Orlando	L	96-104	3/6/12	at Charlotte	W	100-84				
				4/25/12	at Orlando	L	95-102				

*Denotes Number of Overtime Periods

MISC.



NBA OPPONENTS

PHILADELPHIA 76ERS

3601 S. Broad Street, Philadelphia, PA 19148
215-339-7666



GENERAL INFORMATION

Arena: Wells Fargo Center (20,328)
Television: Comcast SportsNet,
The Comcast Network
Broadcasters: Marc Zumoff, Molly Sullivan

Radio: The Fanatic (950 AM/97.5 FM)
Broadcasters: Tom McGinnis
Colors: Red, White and Blue

2017-18 VS 76ERS

Mar. 2 at Philadelphia
Mar. 6 at Charlotte
Mar. 19 at Philadelphia
April 1 at Charlotte

DIRECTORY

Managing General Partner: Josh Harris
Co-Managing Partner: David Blitzer
Chief Executive Officer: Scott O'Neil
President of Basketball Operations:
Bryan Colangelo
Head Coach: Brett Brown
Assistant Coaches: Jim O'Brien, Lloyd Pierce,
Kevin Young, Billy Lange, John Townsend, Todd
Wright

Head Athletic Trainer: Kevin Johnson
Vice President of Communications: Dave
Sholler
Director of Public Relations: Patrick Rees
Media Relations Coordinator: Rob King
Communications Coordinator: Zack Weiner

HEAD-TO-HEAD RECORD

All-Time 58-42 (.580)
Home 37-14 (.725)
Road 21-28 (.429)

ALL-TIME GAME RESULTS

11/25/88	at Philadelphia	L	116-123	2/5/99	at Charlotte	L	66-78	12/4/10	at Philadelphia	L	91-109
12/1/88	at Charlotte	W	109-107	3/10/99	at Philadelphia	L	70-85	1/17/11	at Philadelphia	L	92-96*
1/15/89	at Charlotte	L	109-116	5/4/99	at Charlotte	W	117-110*	1/20/11	at Charlotte	W	100-97
1/16/89	at Philadelphia	W	127-122*	12/11/99	at Philadelphia	W	106-84	1/27/12	at Philadelphia	L	72-89
4/7/89	at Charlotte	L	108-118	1/20/00	at Charlotte	W	109-100	2/13/12	at Charlotte	L	89-98
4/14/89	at Philadelphia	W	119-115	2/15/00	at Philadelphia	W	95-93	3/19/12	at Charlotte	L	80-105
11/15/89	at Philadelphia	L	96-109	3/20/00	at Charlotte	L	96-102	11/30/12	at Charlotte	L	98-104
4/14/90	at Charlotte	L	102-109	11/22/00	at Charlotte	W	88-73	2/9/13	at Philadelphia	L	76-87
11/19/90	at Philadelphia	L	101-109	12/1/00	at Philadelphia	L	74-95	3/30/13	at Philadelphia	L	92-100
1/26/91	at Charlotte	W	79-75	1/15/01	at Philadelphia	L	79-84	4/3/13	at Charlotte	W	88-83
3/28/91	at Charlotte	W	94-90	2/24/01	at Charlotte	W	86-85	12/6/13	at Charlotte	W	105-88
3/29/91	at Philadelphia	L	107-124	11/14/01	at Philadelphia	L	86-100	1/15/14	at Philadelphia	L	92-95
12/23/91	at Philadelphia	W	114-106	12/19/01	at Philadelphia	W	94-85	4/2/14	at Philadelphia	W	123-93
2/27/92	at Charlotte	W	136-84	1/17/02	at Charlotte	L	88-93	4/12/14	at Charlotte	W	111-105
3/19/92	at Philadelphia	W	123-116*	2/7/02	at Charlotte	L	93-100	12/19/14	at Philadelphia	W	109-91
4/17/92	at Charlotte	L	112-122	1/19/05	at Charlotte	L	105-107	2/7/15	at Philadelphia	L	81-89
11/24/92	at Charlotte	W	127-119	3/11/05	at Philadelphia	L	80-112	4/4/15	at Charlotte	W	92-91
2/3/93	at Philadelphia	W	129-118	4/6/05	at Philadelphia	L	103-106	11/20/15	at Charlotte	W	113-88
4/9/93	at Philadelphia	W	122-113	11/4/05	at Philadelphia	W	110-93	3/2/16	at Philadelphia	W	119-99
4/12/93	at Charlotte	W	120-101	12/9/05	at Philadelphia	L	115-119	3/29/16	at Philadelphia	W	100-85
1/19/94	at Charlotte	W	115-103	2/8/06	at Charlotte	W	100-92	4/1/16	at Charlotte	W	100-91
2/7/94	at Philadelphia	L	117-125	4/19/06	at Charlotte	W	96-86	11/2/16	at Charlotte	W	109-93
3/22/94	at Charlotte	W	125-91	1/13/07	at Charlotte	W	89-83	1/13/17	at Philadelphia	L	93-102
4/9/94	at Philadelphia	W	127-122*	2/7/07	at Philadelphia	L	83-92	2/13/17	at Charlotte	L	99-105
12/22/94	at Charlotte	W	103-91	2/23/07	at Charlotte	W	102-87				
3/29/95	at Philadelphia	L	81-99	3/23/07	at Philadelphia	L	97-106				
4/5/95	at Charlotte	W	84-66	11/7/07	at Philadelphia	L	63-94				
4/17/95	at Philadelphia	W	101-90	1/26/08	at Charlotte	L	96-103				
11/4/95	at Charlotte	W	119-108	4/16/08	at Charlotte	W	115-109				
11/10/95	at Philadelphia	L	90-104	11/24/08	at Charlotte	W	93-84				
1/27/96	at Charlotte	W	110-105	1/9/09	at Philadelphia	L	87-93				
4/14/96	at Philadelphia	W	94-78	3/27/09	at Philadelphia	W	100-95				
12/13/96	at Charlotte	W	84-75	4/7/09	at Charlotte	W	101-98				
12/17/96	at Philadelphia	W	93-84	11/18/09	at Philadelphia	L	84-86				
3/15/97	at Philadelphia	W	107-99	12/5/09	at Charlotte	W	106-105				
4/5/97	at Charlotte	W	115-113	3/10/10	at Philadelphia	W	102-87				
2/13/98	at Charlotte	W	103-96	3/31/10	at Charlotte	W	103-84				
3/31/98	at Charlotte	W	101-93								
4/8/98	at Philadelphia	L	101-109								

*Denotes Number of Overtime Periods

FRONT OFFICE

BALL OPS

PLAYERS

16-T REVIEW

HISTORY

RECORDS

PLAYOFFS

NBA

MISC.

CHARLOTTE HORNETS NBA OPPONENTS

FRONT OFFICE



PHOENIX SUNS

201 E. Jefferson Street, Phoenix, AZ 85004
602-379-7900

BBALL OPS

2017-18 VS SUNS

Feb. 4at Phoenix
Mar. 10at Charlotte

GENERAL INFORMATION

Arena: Talking Stick Resort Arena (18,055)
Television: Fox Sports Arizona
Broadcasters: Kevin Ray, Eddie Johnson, Ann Meyers Drysdale, Lindsey Smith
Radio: Arizona Sports 98.7 FM
Broadcasters: Al McCoy, Tim Kempton
Colors: Purple, Orange, Black, Gray and Yellow

PLAYERS

HEAD-TO-HEAD RECORD

All-Time.....20-34 (.370)
Home.....13-14 (.481)
Road.....7-20 (.259)

DIRECTORY

Managing Partner: Robert Sarver
General Manager: Ryan McDonough
Vice President of Basketball Operations: James Jones
Assistant General Managers: Trevor Bukstein, Pat Connelly
Head Coach: Earl Watson
Associate Head Coach: Jay Triano
Assistant Coaches: Tyrone Corbin, Nate Bjorkgren, Marlon Garnett
Senior Vice President of Athletic Care/
Head Athletic Trainer: Aaron Nelson
Vice President of Basketball Communications: Julie Fie
Assistant to Vice President of Basketball Communications: Lori Cook
Senior Manager of Basketball Communications: Cole Mickelson
Manager of Basketball Communications: DC Headley

16-17 REVIEW

ALL-TIME GAME RESULTS

1/19/89	at Charlotte	L	112-126	11/6/07	at Charlotte	L	83-115
1/24/89	at Phoenix	L	103-106	2/4/08	at Phoenix	L	104-118
1/15/90	at Phoenix	L	108-118*	1/23/09	at Charlotte	W	98-76
1/25/90	at Charlotte	L	97-124	2/24/09	at Phoenix	L	102-112
3/21/90	at Phoenix	W	115-114*	1/16/10	at Charlotte	W	125-99
3/29/90	at Charlotte	L	92-105	1/26/10	at Phoenix	W	114-109*
2/25/91	at Phoenix	L	108-128	11/20/10	at Charlotte	W	123-105
3/4/91	at Charlotte	L	93-126	1/26/11	at Phoenix	W	114-107
11/29/91	at Phoenix	L	111-131	2/4/12	at Phoenix	L	89-95
1/4/92	at Charlotte	W	113-108	11/7/12	at Charlotte	L	110-117
12/1/92	at Phoenix	L	90-109	12/19/12	at Phoenix	L	104-121
12/9/92	at Charlotte	L	101-110	11/22/13	at Charlotte	L	91-98
1/11/94	at Phoenix	W	95-93	2/1/14	at Phoenix	L	95-105
3/8/94	at Charlotte	W	97-89	11/14/14	at Phoenix	W	103-95
2/26/95	at Phoenix	L	92-103	12/17/14	at Charlotte	L	106-111
3/16/95	at Charlotte	L	105-108	1/6/16	at Phoenix	L	102-111
12/12/95	at Phoenix	W	115-100	3/1/16	at Charlotte	W	126-92
3/17/96	at Charlotte	W	103-102	3/2/17	at Phoenix	L	103-120
1/10/97	at Phoenix	L	90-102	3/26/17	at Charlotte	W	120-106
2/19/97	at Charlotte	W	123-115				
1/27/98	at Charlotte	W	120-113**				
2/20/98	at Phoenix	L	99-115				
3/17/99	at Charlotte	W	119-111				
1/4/00	at Phoenix	L	80-86				
1/29/00	at Charlotte	W	100-79				
2/4/01	at Phoenix	L	82-85				
4/4/01	at Charlotte	L	94-103				
3/10/02	at Phoenix	W	88-82				
3/16/02	at Charlotte	W	87-76				
12/10/04	at Phoenix	L	106-115				
3/23/05	at Charlotte	L	105-120				
12/30/05	at Charlotte	L	100-110				
3/7/06	at Phoenix	L	121-136				
12/10/06	at Charlotte	L	84-114				
3/7/07	at Phoenix	L	106-115*				

*Denotes Number of Overtime Periods

MISC.

NBA OPPONENTS

PORTLAND TRAIL BLAZERS

One Center Court, Suite 200, Portland, OR 97227
503-234-9291



GENERAL INFORMATION

Arena: Moda Center (19,441)
Television: NBC Sports Northwest
Broadcasters: Kevin Calabro, Lamar Hurd

Radio: Rip City Radio
Broadcasters: Brian Wheeler
Colors: Scarlet, Black and White

DIRECTORY

Owner: Paul Allen
President of Basketball Operations: Neil Olshey
President & Chief Executive Officer: Chris McGowan
Head Coach: Terry Stotts
Assistant Coaches: David Vanterpool, Nate Tibbetts, Dale Osbourne, John McCullough, Jim Moran

Head Athletic Trainer: Geoff Clark
Vice President of Basketball Communications: Jim Taylor
Basketball Communications Director: Collin Romer

2017-18 VS TRAIL BLAZERS

Dec. 16 at Charlotte
Feb. 8 at Portland

HEAD-TO-HEAD RECORD

All-Time 16-38 (.296)
Home 10-17 (.370)
Road 6-21 (.222)

ALL-TIME GAME RESULTS

1/30/89	at Portland	L	118-130	11/19/07	at Charlotte	W	101-92
4/1/89	at Charlotte	L	121-125*	3/29/08	at Portland	W	93-85
12/7/89	at Charlotte	L	86-96	1/17/09	at Charlotte	W	102-97*
1/21/90	at Portland	L	100-115	1/28/09	at Portland	L	74-88
2/20/90	at Charlotte	L	94-104	11/14/09	at Charlotte	L	74-80
3/16/90	at Portland	L	109-124	2/1/10	at Portland	L	79-98
12/27/90	at Charlotte	L	96-105	3/5/11	at Portland	L	69-93
3/24/91	at Portland	L	102-117	3/11/11	at Charlotte	W	97-92
1/11/92	at Charlotte	L	93-115	2/1/12	at Portland	L	68-112
1/17/92	at Portland	L	104-120	12/3/12	at Charlotte	L	112-118*
3/5/93	at Portland	W	94-92	3/4/13	at Portland	L	105-122
3/28/93	at Charlotte	L	114-121	1/2/14	at Portland	L	104-134
1/6/94	at Charlotte	L	110-116	3/22/14	at Charlotte	W	124-94
1/16/94	at Portland	L	101-106	11/11/14	at Portland	L	100-102
1/4/95	at Charlotte	W	118-106	11/26/14	at Charlotte	L	97-105
3/2/95	at Portland	W	109-99	11/15/15	at Charlotte	W	106-94
12/14/95	at Portland	L	109-116	1/29/16	at Portland	L	91-109
12/29/95	at Charlotte	W	102-99	1/18/17	at Charlotte	W	107-85
12/6/96	at Portland	L	93-97	1/31/17	at Portland	L	98-115
3/26/97	at Charlotte	L	87-88				
11/19/97	at Charlotte	W	106-92				
1/7/98	at Portland	W	91-89				
2/26/99	at Charlotte	W	97-95				
11/20/99	at Charlotte	L	96-100*				
12/1/99	at Portland	L	90-94				
1/1/01	at Portland	L	67-89				
1/11/01	at Charlotte	L	70-83				
11/17/01	at Charlotte	L	87-97				
12/6/01	at Portland	W	95-89				
2/4/05	at Portland	L	89-101				
2/14/05	at Charlotte	L	77-80				
2/13/06	at Charlotte	L	83-91				
2/22/06	at Portland	W	110-106				
2/9/07	at Charlotte	L	100-108				
3/1/07	at Portland	L	90-127				

*Denotes Number of Overtime Periods

FRONT OFFICE

BALL OPS

PLAYERS

16-17 REVIEW

HISTORY

RECORDS

PLAYOFFS

NBA

MISC.

CHARLOTTE HORNETS **NBA OPPONENTS**

FRONT OFFICE



SACRAMENTO KINGS

500 David J. Stern Walk, Sacramento, CA 95814
916-928-0000

BBALL OPS

2017-18 VS KINGS

Jan. 2 at Sacramento
Jan. 22 at Charlotte

GENERAL INFORMATION

Arena: Golden 1 Center (17,500)
Television: NBC Sports California
Broadcasters: Grant Napear, Jerry Reynolds, Kayte Christensen

Radio: KHTK (1140 AM)
Broadcasters: Gary Gerould
Colors: Black, Silver and White

PLAYERS

HEAD-TO-HEAD RECORD

All-Time.....28-26 (.519)
Home.....17-10 (.630)
Road.....11-16 (.407)

DIRECTORY

Owner: Vivek Ranadivé
Chief Operating Officer: Matina Kolokotronis
President: Chris Granger
Vice President of Basketball Operations & General Manager: Vlade Divac
Assistant General Manager: Ken Catanella
Assistant General Manager: Brandon D. Williams
Head Coach: Dave Joergel

Assistant Coaches: Elston Truner, Bryan Gates, Bob Thornton, Jason March
Head Athletic Trainer: Manny Romero
Senior Vice President of Communications: Joelle Terry
Director of Media Relations: Chris Clark
Manager of Media Relations: Rahsaan Gethers

16-17 REVIEW

ALL-TIME GAME RESULTS

3/12/89	at Charlotte	L	105-114	1/30/08	at Sacramento	L	91-105
3/20/89	at Sacramento	W	117-110	2/22/08	at Charlotte	L	115-116*
1/27/90	at Charlotte	L	85-92	2/25/09	at Sacramento	W	98-91
3/3/90	at Charlotte	L	103-104	3/18/09	at Charlotte	W	104-88
3/8/90	at Sacramento	L	102-111	1/18/10	at Charlotte	W	105-103
3/31/90	at Sacramento	W	115-103	1/30/10	at Sacramento	W	103-96
1/10/91	at Charlotte	W	101-59	1/25/11	at Sacramento	W	94-89
2/27/91	at Sacramento	W	96-90	2/25/11	at Charlotte	W	110-98
1/9/92	at Charlotte	W	109-96	4/22/12	at Charlotte	L	88-114
1/18/92	at Sacramento	L	113-119	1/19/13	at Charlotte	L	93-97
12/4/92	at Sacramento	W	112-111	3/3/13	at Sacramento	L	83-119
1/27/93	at Charlotte	W	117-107	12/17/13	at Charlotte	W	95-87
11/17/93	at Charlotte	W	130-113	1/4/14	at Sacramento	W	113-103
1/13/94	at Sacramento	L	104-115	3/11/15	at Charlotte	L	106-113
2/22/95	at Charlotte	W	100-89	3/20/15	at Sacramento	L	91-101
3/5/95	at Sacramento	L	80-88	11/23/15	at Charlotte	W	127-122*
2/8/96	at Charlotte	W	115-105	1/25/16	at Sacramento	W	129-128**
3/29/96	at Sacramento	L	101-107*	1/28/17	at Charlotte	L	106-109
1/12/97	at Sacramento	W	97-93	2/25/17	at Sacramento	W	99-85
2/6/97	at Charlotte	W	115-100				
12/2/97	at Charlotte	W	121-102				
1/4/98	at Sacramento	L	90-106				
2/19/99	at Sacramento	L	95-106				
1/25/00	at Charlotte	L	99-110				
3/8/00	at Sacramento	L	92-105				
12/13/00	at Charlotte	W	101-90				
12/28/00	at Sacramento	L	87-91				
3/8/02	at Sacramento	L	87-99				
3/29/02	at Charlotte	L	87-92				
12/7/04	at Sacramento	L	92-109				
3/1/05	at Charlotte	W	94-87				
11/29/05	at Sacramento	L	92-110				
12/19/05	at Charlotte	W	106-103*				
2/28/07	at Sacramento	L	120-135				
3/14/07	at Charlotte	W	111-108				

*Denotes Number of Overtime Periods

MISC.



NBA OPPONENTS

SAN ANTONIO SPURS

One AT&T Center, San Antonio, TX 78219
210-444-5500



GENERAL INFORMATION

Arena: AT&T Center (18,460)
Television: KENS, KMYS, Fox Sports Southwest
Broadcasters: Bill Land, Sean Elliott and Andrew Monaco
Spanish Radio: KCOR

Broadcasters: Paul Castro
Radio: WOAI (1200 AM)
Broadcasters: Bill Schoening
Colors: Silver and Black

DIRECTORY

Chairman & Chief Executive Officer: Julianna Hawn Holt
President of Business Operations: Rick Pych
President of Sports Franchises/General Manager: R.C. Buford
Vice President of Basketball Operations: Monty Williams
Assistant General Manager: Brian Wright
President of Basketball Operations/Head Coach: Gregg Popovich

Assistant Coaches: Ettore Messina, Ime Udoka, James Borrego, Becky Hammon, Chip Engelland, Will Hardy
Head Athletic Trainer: Will Sevensing
Senior Director of Communications: Tom James
Basketball Communications Manager: Kris Davis
Basketball Communications Senior Coordinator: Jordan Howenstine

2017-18 VS SPURS

Nov. 3 at San Antonio
Nov. 25 at Charlotte

HEAD-TO-HEAD RECORD

All-Time 15-39 (.278)
Home 8-19 (.296)
Road 7-20 (.259)

ALL-TIME GAME RESULTS

11/19/88	at San Antonio	W	107-105	1/21/08	at Charlotte	L	86-95
2/25/89	at Charlotte	W	124-113	2/19/08	at San Antonio	L	65-85
12/2/89	at San Antonio	L	110-118	1/19/09	at Charlotte	L	84-86
12/26/89	at Charlotte	L	82-107	3/10/09	at San Antonio	L	86-100
1/31/90	at San Antonio	L	95-129	12/11/09	at San Antonio	L	85-104
2/2/90	at Charlotte	L	107-118	1/15/10	at Charlotte	W	92-76
4/16/90	at Charlotte	L	101-110	11/8/10	at Charlotte	L	91-95
12/12/90	at Charlotte	L	81-92	3/19/11	at San Antonio	L	98-109
1/18/91	at San Antonio	W	117-110	3/2/12	at San Antonio	L	72-102
3/16/92	at San Antonio	W	117-112	12/8/12	at Charlotte	L	102-132
3/25/92	at Charlotte	W	113-108	1/30/13	at San Antonio	L	78-102
1/16/93	at San Antonio	L	111-124	2/8/14	at Charlotte	L	100-104
2/25/93	at Charlotte	W	111-104	2/28/14	at San Antonio	L	82-92
12/1/93	at Charlotte	L	88-92	1/14/15	at Charlotte	L	93-98
4/2/94	at San Antonio	L	111-117	1/28/15	at San Antonio	L	86-95
12/27/94	at San Antonio	L	108-119	11/7/15	at San Antonio	L	94-114
1/18/95	at Charlotte	W	111-110	3/21/16	at Charlotte	W	91-88
11/18/95	at San Antonio	L	107-109	11/23/16	at Charlotte	L	114-119
2/6/96	at Charlotte	L	102-109	1/7/17	at San Antonio	L	85-102
2/24/97	at San Antonio	W	96-84				
3/4/97	at Charlotte	W	105-98				
1/16/98	at Charlotte	L	71-76				
3/20/98	at San Antonio	W	92-82				
11/13/99	at San Antonio	L	79-95				
2/24/00	at Charlotte	L	70-72				
12/23/00	at Charlotte	W	88-84*				
3/27/01	at San Antonio	L	79-73				
11/8/01	at Charlotte	L	95-105				
1/29/02	at San Antonio	W	78-73				
2/8/05	at Charlotte	L	85-104				
3/18/05	at San Antonio	L	76-93				
11/09/05	at Charlotte	L	86-94				
1/24/06	at San Antonio	L	76-104				
11/15/06	at San Antonio	W	95-92**				
12/6/06	at Charlotte	L	76-96				

*Denotes Number of Overtime Periods

FRONT OFFICE

BBALL OPS

PLAYERS

16-17 REVIEW

HISTORY

RECORDS

PLAYOFFS

NBA

MISC.

CHARLOTTE HORNETS NBA OPPONENTS

FRONT OFFICE



TORONTO RAPTORS

40 Bay Street, Toronto, Ontario, M5J 2X2
416-815-5600

BBALL OPS

2017-18 VS RAPTORS

Nov. 29.....	at Toronto
Dec. 20.....	at Charlotte
Feb. 11.....	at Charlotte
Mar. 4.....	at Toronto

GENERAL INFORMATION

Arena: Air Canada Centre (19,800)
Television: TSN, TSN2 Sportsnet, Sportsnet ONE, Sportsnet 360
Broadcasters: Matt Devlin, Leo Rautins, Jack Armstrong, Sherman Hamilton

Radio: Sportsnet 590 The FAN, TSN Radio 1050 Toronto
Broadcasters: Paul Jones, Eric Smith, Jack Armstrong, Sherman Hamilton
Colors: Red, Silver and Black

PLAYERS

HEAD-TO-HEAD RECORD

All-Time.....	42-31.....	(.575)
Home.....	25-11.....	(.694)
Road.....	17-20.....	(.459)

DIRECTORY

Chairman of the Board & NBA Governor: Lawrence M. Tanenbaum, O.C.
President: Masai Ujiri
General Manager: Bobby Webster
Assistant General Manager/Vice President: Basketball Strategy: Bobby Webster
Head Coach: Dwane Casey

Assistant Coaches: Rex Kalamian, Nick Nurse, Jama Mahlalela, Patrick Mutombo, Jim Sann
Head Athletic Trainer: Scott McCullough
Director, Media Relations: Jim LaBumbard
Manager, Media Relations: Roven Yau
Director, Communications: Jennifer Quinn
Senior Manager of Basketball Communications: Roven Yau
Manager, Communications: Phil Summers

16-17 REVIEW

ALL-TIME GAME RESULTS

11/11/95	at Charlotte	W	123-117*	12/3/07	at Toronto	L	79-98
1/9/96	at Toronto	W	92-91	3/2/08	at Charlotte	W	110-98
3/15/96	at Charlotte	W	113-101	3/31/08	at Charlotte	L	100-104
3/20/96	at Toronto	L	89-107	4/4/08	at Toronto	W	105-100
11/2/96	at Charlotte	W	109-98	11/9/08	at Charlotte	L	79-89
11/27/96	at Toronto	L	88-92	11/26/08	at Toronto	L	86-93
3/21/97	at Toronto	W	102-97	3/16/09	at Charlotte	W	112-86
4/18/97	at Charlotte	L	100-108	3/20/09	at Toronto	W	102-89
12/9/97	at Toronto	W	95-82	11/25/09	at Charlotte	W	116-81
12/22/97	at Charlotte	W	81-79	12/30/09	at Toronto	L	103-107
1/19/98	at Charlotte	W	109-88	3/29/10	at Charlotte	L	101-103
3/24/98	at Toronto	W	106-89	11/10/10	at Toronto	W	101-96
3/1/99	at Charlotte	W	91-88	12/14/10	at Charlotte	W	97-91
3/15/99	at Toronto	L	82-89	2/22/11	at Charlotte	W	114-101
4/27/99	at Toronto	W	108-98	3/13/11	at Toronto	W	95-90
11/7/99	at Toronto	L	99-109	2/17/12	at Toronto	W	98-91
1/17/00	at Charlotte	W	115-94	3/17/12	at Charlotte	W	107-103
3/24/00	at Toronto	W	102-84	4/3/12	at Toronto	L	87-92
3/31/00	at Charlotte	W	110-101*	11/21/12	at Charlotte	W	98-97
11/20/00	at Toronto	W	100-64	1/11/13	at Toronto	L	78-99
11/29/00	at Charlotte	W	103-79	3/15/13	at Toronto	L	78-92
1/14/01	at Toronto	L	99-107	3/20/13	at Charlotte	W	107-101
3/21/01	at Charlotte	W	111-95	11/6/13	at Charlotte	W	92-90
12/13/01	at Charlotte	W	104-90	12/18/13	at Toronto	W	104-102*
1/19/02	at Charlotte	L	89-91	1/20/14	at Charlotte	W	100-95
2/20/02	at Toronto	W	78-77	1/8/15	at Toronto	W	103-95
4/9/02	at Toronto	L	80-84	3/6/15	at Charlotte	W	103-94
1/23/05	at Toronto	L	92-103	4/8/15	at Charlotte	L	74-92
1/28/05	at Charlotte	W	101-94	4/15/15	at Toronto	L	87-92
4/1/05	at Charlotte	L	107-119	12/17/15	at Charlotte	W	109-99*
12/10/05	at Charlotte	L	103-111	1/1/16	at Toronto	L	94-109
1/11/06	at Toronto	L	86-95	4/5/16	at Toronto	L	90-96
2/10/06	at Charlotte	L	73-88	11/11/16	at Charlotte	L	111-113
4/9/06	at Toronto	W	94-88	1/20/17	at Charlotte	W	113-78
1/22/07	at Toronto	L	84-105	2/15/17	at Toronto	L	85-90
2/24/07	at Charlotte	L	76-93	3/29/17	at Toronto	W	110-106
4/1/07	at Toronto	L	94-107				

*Denotes Number of Overtime Periods

MISC.

NBA OPPONENTS

UTAH JAZZ

301 W. South Temple, Salt Lake City, UT 84101
801-325-2500



GENERAL INFORMATION

Arena: Vivint Smart Home Arena (19,911)
Television: AT&T SportsNet
Broadcasters: Craig Bolerjack, Matt Harpring, Kristen Kenney

Radio: KZNS (1280 AM/97.5 FM)
Broadcasters: David Locke, Ron Boone
Colors: Navy, Dark Yellow, Dark Green and Gray

DIRECTORY

Owner: Gail Miller
President: Steve Starks
President of Utah Jazz: Randy Rigby
General Manager: Dennis Lindsey
Assistant General Manager: Justin Zanik
Head Coach: Quin Snyder
Assistant Coaches: Johnnie Bryant, Alex Jensen, Igor Kokoskov, Antonio Lang, Mike Wells, Zach Guthrie, Lamar Skeeter, Jeff Watkinson
Head Athletic Trainer: Eric Waters

Senior Vice President of Communications: Frank Zang
Vice President of Communications: Derek Garduño
Director of Communications: Lindsay Twiss
Manager of Communications: Danny Franks

2017-18 VS JAZZ

Jan. 12 at Charlotte
Feb. 9 at Utah

HEAD-TO-HEAD RECORD

All-Time 18-37 (.327)
Home 13-15 (.464)
Road 5-22 (.185)

ALL-TIME GAME RESULTS

1/9/89	at Charlotte	L	92-114	12/19/07	at Charlotte	W	98-92
1/26/89	at Utah	W	89-88	3/25/08	at Utah	L	106-128
11/8/89	at Utah	L	86-102	11/14/08	at Charlotte	W	104-96
12/22/89	at Charlotte	L	100-114	2/2/09	at Utah	L	86-105
1/19/90	at Utah	L	93-116	12/19/09	at Charlotte	L	102-110
2/8/90	at Charlotte	L	74-94	2/24/10	at Utah	L	93-102
4/3/90	at Utah	L	104-127	11/13/10	at Charlotte	L	95-96
12/18/90	at Charlotte	L	100-105	1/31/11	at Utah	L	78-83
3/21/91	at Utah	L	94-100	3/7/12	at Charlotte	L	93-99
11/27/91	at Utah	L	107-113	1/9/13	at Charlotte	L	102-112
12/17/91	at Charlotte	L	102-122	3/1/13	at Utah	L	68-98
12/16/92	at Charlotte	L	91-93	12/21/13	at Charlotte	L	85-88
3/1/93	at Utah	W	110-107	12/30/13	at Utah	L	80-83
12/4/93	at Utah	L	108-122	12/20/15	at Charlotte	W	104-86
3/18/94	at Charlotte	W	82-78	3/16/15	at Utah	L	66-94
12/6/94	at Utah	W	106-97	1/18/16	at Charlotte	W	124-119**
3/19/95	at Charlotte	W	108-104	1/27/16	at Utah	L	73-102
12/11/95	at Utah	L	100-110	11/09/16	at Charlotte	W	104-98
3/13/96	at Charlotte	W	91-85	2/4/17	at Utah	L	98-105
12/2/96	at Utah	L	97-107				
3/17/97	at Charlotte	L	93-114				
2/16/98	at Utah	L	90-96				
3/18/98	at Charlotte	W	111-85				
3/19/99	at Charlotte	W	83-82*				
1/5/00	at Utah	L	96-118				
3/3/00	at Charlotte	L	87-89				
12/2/00	at Charlotte	W	94-89				
2/1/01	at Utah	L	76-87				
12/4/01	at Utah	L	100-104				
3/14/02	at Charlotte	W	100-82				
11/16/04	at Charlotte	L	105-107				
2/1/05	at Utah	W	109-105				
11/7/05	at Charlotte	L	91-95*				
3/1/06	at Utah	W	104-89				
12/22/06	at Charlotte	W	101-89				
3/5/07	at Utah	L	95-120				

*Denotes Number of Overtime Periods

FRONT OFFICE

BBALL OPS

PLAYERS

16-17 REVIEW

HISTORY

RECORDS

PLAYOFFS

NBA

MISC.

CHARLOTTE HORNETS **NBA OPPONENTS**

FRONT OFFICE

BBALL OPS

PLAYERS

16-17 REVIEW

HISTORY

RECORDS

PLAYOFFS

NBA

MISC.



WASHINGTON WIZARDS

601 F Street NW, Washington DC, 20004
202-661-5000

2017-18 VS WIZARDS

Nov. 22	at Charlotte	
Jan. 17	at Charlotte	
Feb. 23	at Washington	
March 31	at Washington	

HEAD-TO-HEAD RECORD

All-Time	56-50	(.528)
Home	32-20	(.615)
Road	24-30	(.444)

GENERAL INFORMATION

Arena: Verizon Center (20,356)
Television: Comcast SportsNet
Broadcasters: Steve Buckhantz, Phil Chenier, Chris Miller

Radio: WNEW
Broadcasters: Dave Johnson, Glen Consor
Colors: Red, White and Blue

DIRECTORY

Majority Owner: Ted Leonsis
President: Ernie Grunfeld
Head Coach: Scott Brooks
Assistant Coaches: Tony Brown, Sidney Lowe, Chad Iske, Mike Terpstra, Maz Trakh
Head Athletic Trainer: Corey Bennett

Senior Director, Communications: Scott Hall
Director of Communications: DeAndre Phillips

ALL-TIME GAME RESULTS

11/1/88	at Washington	L	87-96	11/7/97	at Washington	W	107-92	11/28/09	at Washington	W	92-76
11/26/88	at Charlotte	L	113-120	12/10/97	at Charlotte	W	104-101	2/9/10	at Charlotte	W	94-92
1/4/89	at Washington	L	86-109	12/19/97	at Washington	L	86-106	3/23/10	at Washington	W	95-86*
1/7/89	at Charlotte	W	107-104	3/14/98	at Charlotte	L	80-83	3/26/10	at Charlotte	W	107-96
3/5/89	at Washington	L	101-114	3/5/99	at Washington	L	85-86	11/12/10	at Washington	W	93-85
3/23/89	at Charlotte	L	97-102	3/12/99	at Washington	W	92-83	12/20/10	at Washington	L	75-108
11/3/89	at Charlotte	L	96-116	4/9/99	at Charlotte	W	90-88	1/8/11	at Charlotte	W	104-89
12/14/89	at Washington	L	101-105	11/26/99	at Charlotte	W	118-85	4/3/11	at Charlotte	L	91-97
11/13/90	at Charlotte	W	120-105	2/5/00	at Washington	W	110-102	1/25/12	at Washington	L	75-92
1/3/91	at Washington	L	108-118	4/10/00	at Washington	W	107-105	1/28/12	at Charlotte	L	99-102
3/12/91	at Charlotte	L	100-103	11/1/00	at Charlotte	L	77-95	4/9/12	at Charlotte	L	85-113
3/31/91	at Washington	W	102-92	12/15/00	at Washington	W	103-89	4/23/12	at Washington	L	73-101
12/28/91	at Washington	L	124-129	1/23/01	at Washington	L	95-97	11/13/12	at Charlotte	W	92-76
2/4/92	at Charlotte	W	115-99	3/7/01	at Charlotte	W	95-93	11/24/12	at Washington	W	108-106**
3/28/92	at Washington	L	97-113	11/20/01	at Washington	W	95-88	3/9/13	at Washington	L	87-104
4/4/92	at Charlotte	W	118-109	12/26/01	at Charlotte	W	99-93	3/18/13	at Charlotte	W	119-114
11/6/92	at Charlotte	W	126-119	12/29/01	at Washington	L	90-107	1/7/14	at Charlotte	L	83-97
12/19/92	at Washington	W	126-117	4/5/02	at Charlotte	W	97-91	3/12/14	at Washington	W	98-95
1/30/93	at Washington	W	127-121*	11/4/04	at Charlotte	L	96-103	3/31/14	at Charlotte	W	100-94
3/9/93	at Charlotte	W	124-104	12/27/04	at Washington	L	87-106	4/9/14	at Washington	W	94-88*
11/19/93	at Charlotte	W	127-111	3/5/05	at Charlotte	L	84-86	2/2/15	at Washington	W	92-88
11/23/93	at Washington	L	98-118	4/17/05	at Washington	L	104-106	2/5/15	at Charlotte	W	94-87
4/20/94	at Charlotte	W	117-111	11/26/05	at Charlotte	W	100-82	3/9/15	at Charlotte	L	69-95
4/24/94	at Washington	L	99-117	1/28/06	at Washington	L	97-107	3/27/15	at Washington	L	107-110**
1/31/95	at Washington	W	97-88	3/14/06	at Charlotte	L	114-119	11/25/15	at Charlotte	W	101-87
2/5/95	at Charlotte	W	111-105	3/15/06	at Washington	L	99-107	12/19/15	at Washington	L	101-109
3/13/95	at Charlotte	L	103-106	12/1/06	at Washington	L	109-121	2/6/16	at Charlotte	W	108-104
4/7/95	at Washington	W	98-93	12/27/06	at Charlotte	L	107-114	4/10/16	at Washington	L	98-113
11/8/95	at Washington	L	96-110	4/3/07	at Charlotte	W	122-102	11/25/15	at Charlotte	W	101-87
1/24/96	at Charlotte	W	127-113	4/4/07	at Washington	W	108-100	12/14/16	at Washington	L	106-109
2/21/96	at Charlotte	W	96-92	11/21/07	at Charlotte	L	111-114*	1/23/17	at Charlotte	L	99-109
2/23/96	at Washington	W	100-94	12/26/07	at Charlotte	L	104-108	3/18/17	at Charlotte	W	98-93
11/8/96	at Washington	W	102-87	2/23/08	at Washington	W	95-110	4/4/17	at Washington	L	111-118
12/30/96	at Washington	W	101-92	3/8/08	at Washington	L	97-100				
1/4/97	at Charlotte	L	93-104	12/23/08	at Charlotte	W	80-72				
4/12/97	at Charlotte	W	99-97	1/10/09	at Washington	W	92-89				
				2/11/09	at Charlotte	W	101-89				
				3/25/09	at Washington	L	93-95				

*Denotes Number of Overtime Periods


NBA CARES/KEY DATES

2016-17 NBA KEY DATES

September 8-10	Naismith Memorial Basketball Hall of Fame Enshrinement (Springfield, MA)	January 11	NBA London Game 2018, Philadelphia 76ers vs Boston Celtics (London)
September 22	First allowable date for players participating in preseason NBA Global Games to report to their teams (no earlier than 11 a.m. local time)	January 15	Last day to sign NBA Two-Way contracts
September 23	Training Camps open for all teams participating in preseason NBA Global Games	February 8	NBA Trade Deadline (3 p.m. ET)
September 25	First allowable date for all other veteran players to report to their teams (no earlier than 11 a.m. local time)	February 16-18	NBA All-Star 2018 (Los Angeles, CA)
September 26	Training Camps open for all other teams	March 1	Playoff Eligibility Waiver Deadline
September 30	NBA Preseason games begin	April 11-14	Portsmouth Invitational Tournament (Portsmouth, VA)
October 5	NBA China Games 2017, Minnesota Timberwolves vs. Golden State Warriors (Shenzhen)	April 11	Regular Season ends
October 8	NBA China Games 2017, Minnesota Timberwolves vs. Golden State Warriors (Shanghai)	April 13	Rosters set for NBA Playoffs 2018, 3 p.m. ET
October 13	NBA Preseason ends	April 14	NBA Playoffs 2018 begin
October 16	Rosters set for NBA Opening Day	April 22	NBA Early Entry Eligibility Deadline (11:59 p.m. ET)
October 17	Start of the 2017-18 NBA Regular Season (NBA Tip-Off 2017)	April 30/May 1	Conference Semifinals begin (possible move up to April 28-29)
December 7	NBA Mexico City Games 2017, Brooklyn Nets vs. Miami Heat (Mexico City)	May 15-16	Conference Finals begin (possible move up to May 13-14)
December 9	NBA Mexico City Games 2017, Brooklyn Nets vs. Oklahoma City Thunder (Mexico City)	May 31	NBA Finals 2018 begin
January 5	10-day contracts may now be signed	June 11	NBA Draft Early Entry Entrant Withdrawal Deadline (5 p.m. ET)
January 10	All contracts are guaranteed for the remainder of the season	June 17	The Finals 2018 latest possible date
		June 21	NBA Draft 2018

ABOUT NBA CARES

NBA Cares is the league's global social responsibility program that builds on the NBA's mission of addressing important social issues. NBA Cares programs and participants have provided more than 4.1 million hours of hands-on service and created more than 1,115 places where kids and families can live, learn or play in communities around the world. The NBA also engages more than 18 million youth annually, inspiring play and teaching the values of the game. NBA Cares works with internationally recognized youth-serving programs that support education, youth and family development, and health-related causes, including: Thurgood Marshall College Fund, Special Olympics, YMCA of the USA, Boys & Girls Clubs of America, UNICEF, the Make-A-Wish Foundation, Share Our Strength and GLSEN



FRONT OFFICE

BALL OPS

PLAYERS

IS/IT REVIEW

HISTORY

RECORDS

PLAYOFFS

NBA

MISC.


**With pro sports
bringing in over
\$2 billion a year,
it's safe to say local
businesses are our
fans' biggest fans.**

Building NFL, NBA, AHL, and MiLB stadiums within walking distance of each other was part of our plan, and we're not stopping there. We are actively seeking out ways to strengthen Charlotte USA's economy, while providing the best entertainment in the country. Learn more at CharlotteUSA.com.



CHARLOTTE USA.

We mean business.





MISCELLANEOUS

CHARLOTTE HORNETS MEDIA INFORMATION

COMMUNICATIONS CONTACT INFORMATION

SPECTRUM CENTER, 333 E. TRADE STREET, CHARLOTTE, NC 28202

COMMUNICATIONS GAME NIGHT OFFICE (704) 688-8864

COMMUNICATIONS PRESS ROW PHONE (704) 688-8867

COMMUNICATIONS FAX (704) 688-7864

Welcome to the 2017-18 Charlotte Hornets season. Please familiarize yourself with the following guidelines and policies in order to ensure a quality work environment. Feel free to contact the Hornets communications department with any questions regarding these policies or for any other inquiries.

MEDIA PARKING

Media parking is located at 241 N. Davidson Street. The entrance to the lot is on N. Davidson Street between Fifth Street and Sixth Street. Please contact Natalie Breneman (nbreneman@hornets.com) with any media parking inquiries.

MEDIA ENTRANCE

The media entrance will open 2 1/2 hours prior to game time. Working media should enter Spectrum Center from Fifth Street, east of the Novant Health Training Center. Upon entry, media should proceed downstairs to the media work areas.

PRESS ROOM

The press workrooms are located on the event level, near the locker rooms and interview room. Press room usage is limited to working media and game staff only. Telephones, wireless internet access, game notes, media guides, statistics and quotes are available in this area. Please use common courtesy in maintaining a quiet working environment in the press workrooms.

SINGLE-GAME CREDENTIALS

Media members wishing to cover a single game must submit their requests at least 48 hours prior to the intended game. Requests for games on Sunday, Monday or Tuesday must be submitted by noon on the preceding Friday. Single-game credentials will be issued on a space-available basis. First-time requests must be in written form on company letterhead and submitted to Natalie Breneman by e-mail (nbreneman@hornets.com). Requests from foreign and international media should be submitted to Michael Perrelli of the NBA public relations department at mperrelli@nba.com and must be received at least three business days prior to the intended game. Credentials can be picked up at the media entrance of the arena 2 1/2 hours prior to tip-off. Photo identification will be required when picking up credentials at the media entrance. Applying for credentials does not guarantee confirmation.

PREGAME & POSTGAME AVAILABILITY

Hornets Head Coach Steve Clifford will hold his pregame media session 105 minutes prior to tip-off outside the team's locker room for all home games, and he will conduct his postgame media session in the main interview room adjacent to the press workrooms. During postgame media sessions, priority must be given to those media on deadline (print and live broadcast), and interviews should be limited to game comments.

Media must clear the floor for secondary warmups, approximately 20 minutes prior to tip-off.

LOCKER ROOM ACCESS

Both the Hornets and visiting team locker rooms are located down the hallway from the press work area. In accordance with NBA policy, both locker rooms will be open 75 minutes prior and close 45 minutes prior to tip-off. Following the game, locker rooms will open after a 10-minute cooling-off period. Only credentialed media will be allowed in the locker rooms. Still photography and autographs are not permitted in the locker rooms. Cell phone usage is prohibited in the locker rooms, both before and after games.

SEATING

Home and visiting television and radio positions will be located in the upper center court section of 105. Writers will be located in section 105, just below the broadcast position at center court. Additional seating is at the top of sections 107-112. A seating chart will be posted in the press room. The quarter play-by-play sheets and halftime and final box scores will be distributed as quickly as possible to all locations.

PHOTOGRAPHERS

Season passes will be provided to accredited photographers from daily newspapers and television stations that cover the majority of Hornets regular season home games. Photographers must be on assignment for a publication to be credentialed. No photography of any Hornets game shall be released to any individual other than the entity for whom the pass was issued and subject to the rules governing such use as described on the reverse side of the credential. All photographers and TV cameramen located on the floor must stay at least four feet behind the baseline at all times. Photographers must remain stationary and seated at all times, except at quarter breaks and halftime, and are not permitted on the court at any time during the game. Photographers are asked to keep courtside equipment to a minimum and leave all excess equipment and outside clothing in the photo work room. Flashbulbs are not permitted at any time.

RUBBER LENS SHADES

In order to reduce the risk of injury to players, rubber lens shades are required for all still photographers, broadcasters, news and entertainment video and film crews who are authorized to shoot NBA game action. Any additional light sources or sun guns must either be removed or covered with bubble wrap.

PRACTICE POLICY

The Hornets practice at the Novant Health Training Center at Spectrum Center. Practices are closed to the public but open to the media for the final 15 minutes. Players and coaches are available immediately following practice for interviews. Media will have access to the press work areas on the event level while waiting for media availability. Please contact the Hornets communications department to confirm practice times and the availability of players and coaches. Interviews intent on lasting longer than five minutes should be scheduled in advance with the communications department.

SHOOTAROUND

Home shootarounds will take place at Spectrum Center. Hornets shootarounds are closed to the media, with interviews following the shootaround period. Shootaround times are subject to change. Please contact the Hornets communications department for updated shootaround times.

ROAD MEDIA AVAILABILITIES

When the Hornets are on the road, media availabilities will take place following practices. On game days, media availabilities will take place at the conclusion of a 10 a.m. shootaround, or at 10:45 a.m. when the team has an 11 a.m. shootaround. Please contact the Hornets communications department for updated shootaround times.

AUTOGRAPH POLICY

Media members are not permitted to solicit or receive autographs at any time.

FRONT OFFICE

BBALL OPS

PLAYERS

16-17 REVIEW

HISTORY

RECORDS

PLAYOFFS

NBA

MISC.

MEDIA INFORMATION

Mike Cristaldi

Vice President of Communications
(704) 688.8866 / mcristaldi@hornets.com

Mike Cristaldi is in his fifth season as Vice President of Communications, overseeing the organization's communications, interactive media and broadcasting departments. He came to Charlotte in June 2013 after 13 years with the Minnesota Timberwolves, including the final six as Director of Public Relations and Community Relations. Cristaldi manages the organization's basketball and business media and public relations efforts, serving as the primary liaison between the team and the local, national and international media. He is also responsible for strategic planning, as well as day-to-day media operations, including coordinating press conferences and interviews for the team's executives, coaches and players.

Cristaldi initially joined the Timberwolves organization in 2000 as Public Relations Manager for the WNBA's Minnesota Lynx, before transitioning to Public Relations Manager for the Timberwolves in 2003. He was promoted to Director of Public Relations in 2005 and added leadership of the organization's community relations and publications departments in 2006.

Before going to Minnesota, Cristaldi served as Director of Public Relations and radio announcer for the Continental Basketball Association's Rockford Lightning from 1998-2000. He also spent the summer of 1998 working in the public relations and marketing departments for the Las Vegas Stars of the Triple-A Pacific Coast League.

A native of Dedham, Massachusetts, Cristaldi earned a bachelor's degree in journalism and English from Marquette University. He and his wife, Heidi, have two daughters, Bella and Mia.



FRONT OFFICE

BBALL OPS

PLAYERS

Josh Rosen

Director of Communications
(704) 688.8863 / jrosen@hornets.com

Josh Rosen is in his 11th season with the organization and his sixth as Director of Communications. Rosen, who joined the franchise as Basketball Communications Manager in August 2007, oversees the public relations efforts around Hornets Sports & Entertainment's business units, including Spectrum Center, and corporate social responsibility initiatives. He also serves as Hornets Sports & Entertainment's chief copy writer and editor, working with departments throughout the organization on messaging and communications to their various constituencies, and as executive editor of all team publications.

Prior to joining the franchise, Rosen spent more than four years at Street & Smith's SportsBusiness Daily, including two and a half years as Assistant Managing Editor. His previous experience also includes one season as Media Relations Coordinator for the Carolina Cobras of the Arena Football League and two seasons as Public Relations Assistant for the Charlotte Sting of the WNBA.

A native of Charlotte, Rosen is a 2002 graduate of the University of South Carolina, where he majored in sport and entertainment management and spent three seasons as a student manager for Coach Eddie Fogler's men's basketball team. He and his wife, Beverly, were married in July 2015. They have two children, Madeline and Matthew.



IS-TJ REVIEW

HISTORY

RECORDS

PLAYOFFS

NBA

MISC

CHARLOTTE HORNETS MEDIA INFORMATION

FRONT OFFICE

Brian Travis

Senior Manager of Basketball Communications
704-688-8862 / btravis@hornets.com

Brian Travis is in his third season as Senior Manager of Basketball Communications. Travis, who joined the organization in August 2015, assists with the team's day-to-day basketball communications efforts, including managing game-night media operations, fulfilling interview requests and writing and editing press releases.

Prior to joining the Hornets, Travis spent the 2014-15 season as Media Relations Manager for the Houston Rockets. His previous experience also includes two years in the New Orleans Pelicans basketball communications department and two seasons as a media relations intern for the Denver Nuggets.

A native of Denver, Travis earned both his bachelor's degree in business information and analytics and his MBA from the University of Denver's Daniels College of Business.



BBALL OPS

PLAYERS

16-17 REVIEW

Natalie Breneman

Coordinator of Communications
704-688-8865 / nbreneman@hornets.com

Natalie Breneman is in her first season as Coordinator of Communications, after starting in September 2017. Breneman serves as the main author of the team's game notes, oversees media credentialing, helps facilitate and organize interviews, writes and edits team publications and assists in day-to-day logistics within the communications department.

Breneman joined the organization as an intern in January 2017 and briefly served as the Communications Associate. Prior to joining the Hornets, Breneman worked as an intern in the sports information department at North Carolina State University and community relations with the Carolina Hurricanes.

A native of Charlotte, Breneman is a 2017 graduate of North Carolina State University, where she earned a degree in communications with a concentration on public relations.



HISTORY

RECORDS

PLAYOFFS

NBA

MISC.

BEAT MEDIA/STATISTICAL CREW

BEAT MEDIA



Eric Collins
Television Play-by-Play Announcer



Dell Curry
Television Color Analyst



Stephanie Ready
Television Sideline Analyst



Steve Martin
Radio Play-by-Play Announcer



Maceo Grant
Television Director



Scott Snyder
Television Producer



Trey Dixon
Television EVS Operator



Richard Houston
Television Graphics Coordinator



Rick Bonnell
Charlotte Observer



Steve Reed
Associated Press



Richard Walker
Gaston Gazette



Kent Smith
Team Photographer

FRONT OFFICE

BALL OPS

PLAYERS

HORNETS GAME NIGHT STATISTICAL CREW



Mark Arcilesi
Shot Clock Operator



Laura Adkins
Game Night Staff



Deandra Alex
Game Night Staff



Alexis Broome
Game Night Staff



Paul Denny
Statistician



Patrick Doughty
Public Address Announcer



Jerry Duncan
Game Night Staff



Kevin Earp
Scoreboard Operator



Tony Folden
Shot Clock/
Scoreboard Operator



Carlisle Hamrick
Game Night Staff



Michael Harwood
Official Scorer



David Hixon
Statistician



Frank Kay
Talent Stats



Monica Lewis
Game Night Staff



Bill Magrath
Talent Stats



Malinda Murray
Statistician



Laura Sullivan
Statistician



Richard Ward
Game Clock Operator

16-17 REVIEW

HISTORY

RECORDS

PLAYOFFS

NBA

MISC

CHARLOTTE HORNETS **HORNETS IN THE COMMUNITY**

FRONT OFFICE

Through the Charlotte Hornets corporate social responsibility department and the Charlotte Hornets Foundation, Hornets Sports & Entertainment is committed to inspiring a philanthropic culture and strengthening the Charlotte region through intentional partnerships, charitable giving and social projects in Charlotte's most critical areas of need - education, wellness, hunger and military. Our commitment to the community is truly a team effort that includes our entire organization – players, coaches and staff – sharing a passion for giving back.

BBALL OPS

EDUCATION

The Charlotte Hornets support students, teachers and local school districts through a variety of educational initiatives that provide access to literacy programs, books, grants and incentives for academic achievement.

Education initiatives include:

- Black History Month
- Education Grants program
- Hornets Book Bus & Hugo's All Star Readers
- Hornets Day of Service
- NBA Math Hoops
- Pick & Read Literacy Program
- Teacher Innovation Fund Grants
- Hornets Players Scholarship Fund



PLAYERS

WELLNESS

Teaching children and families the importance of fitness and nutrition is important to the Hornets. We strive to empower our community to live healthy and happy lives by promoting programs that encourage healthy living, nutrition and exercise.

Wellness initiatives include:

- Cody Zeller Sock Drive
- Hoops and Dreams
- Hospital Visits
- Hugo's Little Heroes
- Jr. NBA Week
- My Hero Gala
- Pass the Plate
- Novant Health Hemby Children's Hospital Night



16-17 REVIEW

HISTORY

HUNGER

The Hornets recognize the devastating effect hunger has on our community and believe it is vital for our team to join the fight against hunger, and support local organizations that provide emergency food assistance to families in need in the Charlotte region.

Hunger initiatives include:

- Cornucopia
- Food Lion Feeds Food Drive
- Holiday Shopping Spree at Food Lion
- Second Harvest Food Bank of Metrolina Mobile Mobile Pantry
- Street Turkeys



RECORDS

MILITARY SUPPORT

The Hornets seek to recognize, thank and support military service members and veterans for their unwavering sacrifice to our country.

Military initiatives include:

- Hoops for Heroes
- Hornets Salute
- Military Care
- NBA Cares Hoops for Troops Week
- Veteran Internship Stipend Program
- Yellow Ribbon Program



PLAYOFFS

GOODWILL

Through goodwill programming and initiatives, the Hornets are able to extend our support of the community and deserving nonprofit organizations beyond our four community pillars.

Goodwill initiatives include:

- Adopt-A-Family
- Community Corner Takeover
- Hornets Volunteer Program
- Merchandise Donations Program
- Nonprofit Event Sponsorship Program
- Shop with a Hornet



NBA

MISC.

HORNETS IN THE COMMUNITY



FRONT OFFICE

BBALL OPS

PLAYERS

16-17 REVIEW

HISTORY

RECORDS

PLAYOFFS

NBA

MISC

CHARLOTTE HORNETS SPECTRUM CENTER

FRONT OFFICE

BBALL OPS

PLAYERS

16-17 REVIEW

HISTORY

RECORDS

PLAYOFFS

NBA

MISC.



The home of the Charlotte Hornets, Spectrum Center hosts approximately 150 events annually, including professional and collegiate sports, major concerts, family shows and conventions. On April 8, 2008, a naming rights agreement was unveiled with Time Warner Cable, in which the arena located in the heart of uptown Charlotte, North Carolina, was renamed Time Warner Cable Arena. On October 27, 2016, following Time Warner Cable's merger with Charter Communications, the arena was renamed Spectrum Center, reflecting the brand name of Charter's all-digital TV, internet and voice offerings.

Since opening on October 21, 2005, with a sold-out performance by the Rolling Stones, Spectrum Center has played host to the biggest names in entertainment, including Bruce Springsteen, Bon Jovi, Paul McCartney, Aerosmith, Beyoncé, U2, Lady Gaga, Taylor Swift, Prince, Billy Joel, Elton John, Widespread Panic and Coldplay. Over the years, Spectrum Center has also hosted multiple visits from family shows like Ringling Bros. and Barnum & Bailey, Disney on Ice, Monster Jam and the Harlem Globetrotters. College basketball is a staple at the venue, with the CIAA, Southern Conference, ACC and NCAA all bringing their tournaments to the building, along with a bevy of regular season games. Spectrum Center was also the proud host of the Democratic National Convention in September 2012.

"Our goal is to make Spectrum Center the epicenter for sports and entertainment in the Carolinas," said Hornets Sports & Entertainment President & Chief Operating Officer Fred Whitfield. "We do that by bringing world class performances to this world class facility and showcasing uptown Charlotte as one of the region's most vibrant and energetic destinations."

Hornets Sports & Entertainment, which operates the city-owned building, set out to “wow” the community by providing a unique experience for guests while treating them to a superior level of amenities. One of the arena’s most unique attractions is Rock the Rooftop, a fan zone located on the 200 level. With an open view of the lower bowl, Rock the Rooftop provides the ultimate setting for indoor tailgating, complete with concessions and an interactive kids area.

Ticket holder comfort is the hallmark of the Spectrum Center experience. The arena features 60 percent of its seating from baseline to baseline, providing guests with a unique feeling of closeness to the court, stage or ice. Generous seating and legroom is standard in every seat, and seating configurations for Spectrum Center were developed by incorporating the best elements from other NBA and NHL facilities.

In the summer of 2016, Spectrum Center added one of the largest and most unique center-hung scoreboards in the NBA. The two sideline boards are the tallest in the NBA at 25.2’ high x 42.8’ wide, while the two baseline boards are 18’ high x 31.3’ wide. In terms of square footage, the sideline boards are 180% larger and the baseline boards are 50% larger than the screens on the previous scoreboard, which measured 16’ high x 24’ wide on all four sides. Additionally, the new scoreboard has two underbelly screens measuring 9.8’ high x 16.5’ wide, the largest in the NBA, to provide a better view for those fans sitting in courtside and lower-level club seats.

The scoreboard’s Hornets-branded elements make it one of the NBA’s most unique designs. The open-faced structure allows fans to see through to the scoreboard’s “hive,” the cell pattern cladding and branding within the board that connects the screens and serves as an artistic expression that represents the home of the Hornets.

Along with the new scoreboard, four new auxiliary boards were added to the corners of the upper level. Each board features a 16’ high x 26’ wide video screen in the center flanked by static signage on each side, with the goal of continuing to improve the fan experience.

Food is important to providing an emotionally engaging experience for guests, and highly regarded Levy Restaurants prepares food offerings at Spectrum Center. Guests enjoy incredibly diverse menus with something for everyone, from fan favorites at general concessions to the unexpected in FrontCourt, the arena’s fine-dining restaurant. All concession stands feature digital menu boards, allowing Levy to showcase special food items and update menus throughout the season. Pre-planned catering for business events or entertaining is also available, demonstrating again that Spectrum Center is committed to providing its guests with the best, regardless of where they are in the building.

Designed to represent Charlotte’s diverse urban culture, as well as the city’s strength and stability, Spectrum Center incorporates contemporary design elements that focus on creating an exciting future for the Queen City’s residents. Fans and visitors alike find familiar reflections of their community in the form of public art and unique displays which pay tribute to the region’s rich sports and commercial history.

Indoors or out, patrons of Spectrum Center are reminded of Charlotte’s rise as a world class city. The outdoor Trade Street Plaza features a large video screen to highlight coming attractions, which rises above the Hornets newly renovated and relocated box office. Coinciding with the box office renovation, a newly renovated and expanded Hornets Fan Shop opens this season off the grand atrium inside the arena. The Hornets Fan Shop is the only place in the world to get Jordan Brand-Hornets gear. The Hornets Fan Shop also carries a wide selection of Jordan Brand apparel, in-line shoes and special Retro releases.

As guests enter the arena’s four-story atrium located off the plaza, they are greeted by one of the arena’s major public art projects: a large colored-tile mural by artist Mike Mandel depicting the history of basketball in the Piedmont. Additional pieces of public art are located both inside and outside the building, and include the four lighted entry columns on Trade Street by artist Andrew Leicester, the main lobby’s colorful terrazzo floor created by Thomas Sayre, photographic murals by local artist Tommie Robinson and three outdoor carved granite benches by Paul J. Sires.

FRONT OFFICE

BALL OPS

PLAYERS

16-17 REVIEW

HISTORY

RECORDS

PLAYOFFS

NBA

MISC



Get Home Court
Advantage with
Spectrum.

TV | INTERNET | VOICE

Spectrum
Proud Partner of the



THE HORNETS PUT US ON THEIR TEAM

WHAT ABOUT YOU?

We are a full-service brand engagement and promotional products agency that helps brands connect with people in ways that delight, inspire, impress, and most importantly – last.



SPORTS PREMIUMS & SPONSORSHIP
CORPORATE MERCHANDISE
CUSTOM APPAREL & UNIFORMS
DIRECT SOURCING • E-COMMERCE
CREATIVE SERVICES • FULFILLMENT
PRINT PROCUREMENT



gomatchup.com

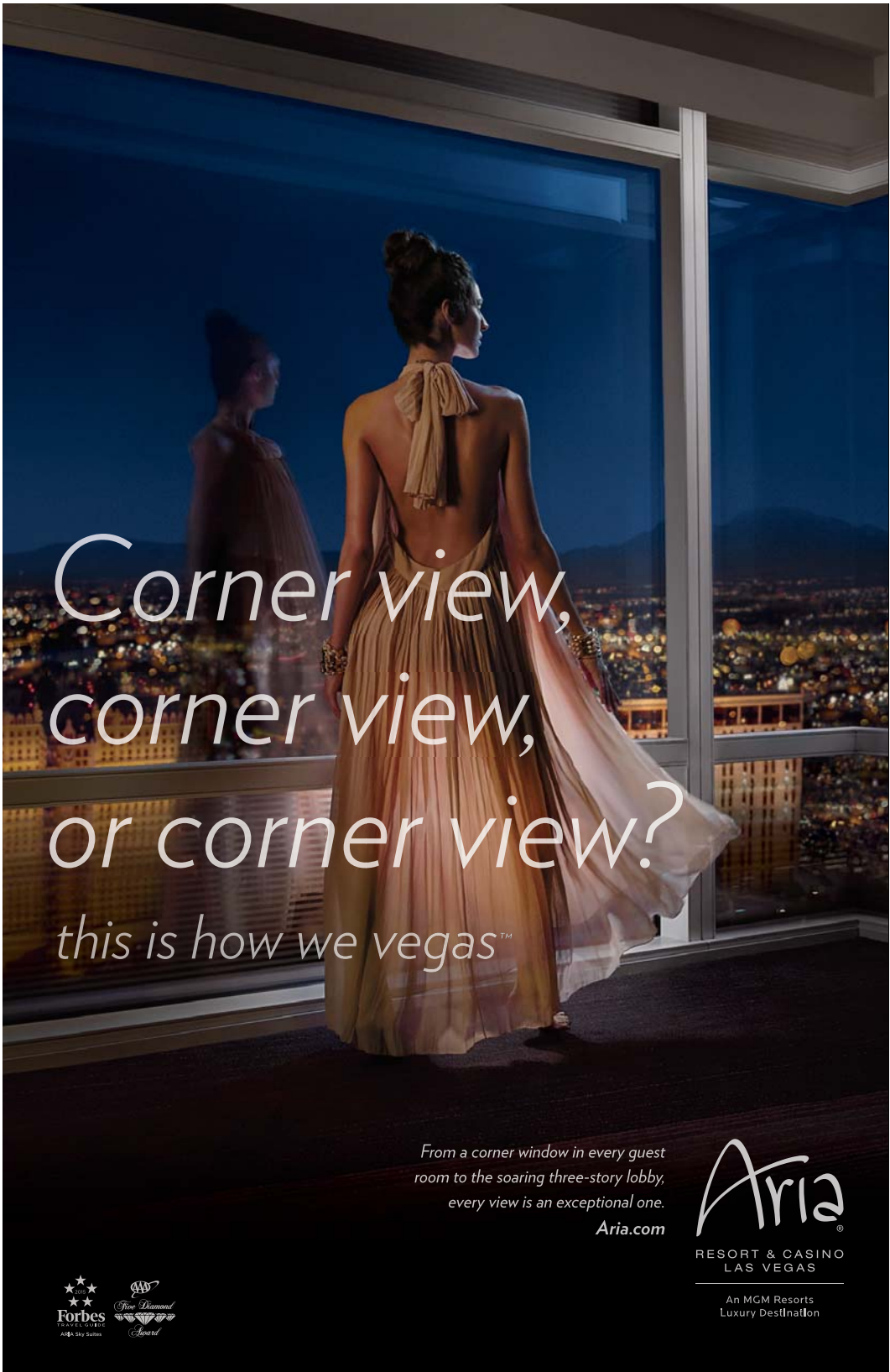
 facebook.com/gomatchup

 twitter.com/gomatchup

Contact Jeff Collins

407.998.4227

jeff@gomatchup.com



*Corner view,
corner view,
or corner view?
this is how we vegas™*

From a corner window in every guest room to the soaring three-story lobby, every view is an exceptional one.

Aria.com

Aria
RESORT & CASINO
LAS VEGAS

An MGM Resorts
Luxury Destination



Get your airplane back



Live for the moment. Live in *motion*.

Novant Health Orthopedics & Sports Medicine providers are nationally recognized for quality care. Our experts provide advanced treatment options so you can live with less pain and get back the mobility that makes life's little big moments.

Start living with less pain.
Visit [NovantHealth.org/motion](https://www.novanthealth.org/motion).

N ■ **NOVANT**
HEALTH

2017-18 SCHEDULE



DECEMBER

SUN	MON	TUE	WED	THU	FRI	SAT
					1 8:00	2
					8 7:00	9 7:00
3	4 7:00	5	6 8:00	7	8 7:00	9 7:00
	ORL		GSW		CHI	LAL
10	11 8:00	12	13 9:30	14	15 7:00	16 7:00
	OKC		HOU		MIA	POR
17	18 7:00	19	20 7:00	21	22 8:00	23 7:00
	NYK		TOR		MIL	MIL
24	25	26	27 7:00	28	29 10:30	30
31 7:00			BOS		GSW	
LAC						

MARCH

SUN	MON	TUE	WED	THU	FRI	SAT
				1	2 7:00	3
					PHI	
4	6:00	5	6 7:00	7	8 7:00	9 5:00
	TOR		PHI		BKN	PHX
11	12	13 8:00	14	15 7:30	16	17 7:30
		NOP		ATL		NYK
18	19 7:00	20	21 7:50	22 7:00	23	24 8:30
	PHI		BKN	MEM		DAL
25	26 7:00	27	28 7:00	29	30	31 3:00
	NYK		CLE			WAS

OCTOBER

SUN	MON	TUE	WED	THU	FRI	SAT
1	2	3	4	5	6	7
8	9	10	11	12	13	14
15	16	17	18 7:00	19	20 7:00	21
			DET		ATL	
22	23 8:00	24	25 7:00	26	27 7:00	28
	MIL		DEN		HOU	
29 6:00	30 8:00	31				
ORL	MEM					

JANUARY

SUN	MON	TUE	WED	THU	FRI	SAT
1	2 10:00	3	4	5 10:30	6	
	SAC			LAL		
7	8	9	10 7:00	11	12 7:00	13 5:00
			DAL		UTA	OKC
14	15 12:30	16	17 7:00	18	19	20 7:00
	DET		WAS			MIA
21	22 7:00	23	24 7:00	25	26 7:00	27 7:30
	SAC		NOP		ATL	MIA
28	29 7:00	30	31 7:30			
	IND		ATL			

APRIL

SUN	MON	TUE	WED	THU	FRI	SAT
1 1:00	2	3 8:00	4	5	6 7:00	7
PHI		CHI			ORL	
8 1:00	9	10 7:00	11	12	13	14
IND		IND				
15	16	17	18	19	20	21
22	23	24	25	26	27	28
29	30					

NOVEMBER

SUN	MON	TUE	WED	THU	FRI	SAT
		1 7:00	2	3 8:30	4	
		MIL		SAS		
5 7:00	6	7 7:30	8	9	10 7:30	11
MIN		NYK			BOS	
12	13	14	15 8:00	16	17 8:00	18 7:00
			CLE		CHI	LAC
19	20 7:00	21	22 7:00	23	24 8:00	25 7:00
	MIN		WAS		CLE	SAS
26	27	28	29 7:30	30		
			TOR			

FEBRUARY

SUN	MON	TUE	WED	THU	FRI	SAT
					1	2 7:00
					IND	
4 3:00	5 9:00	6	7	8 10:00	9 9:00	10
PHX	DEN			POR	UTA	
11 1:00	12	13	14 7:00	15	16	17
TOR			ORL		★	★
18	19	20	21	22 7:00	23 7:00	24
★				BKN	WAS	
25 1:00	26	27 7:00	28 7:30			
DET		CHI	BOS			

PRESENTED BY Grant Thornton



FOLLOW HORNETS [f](#) [t](#) [i](#) [@](#) <#> hornets.com

ALL TIMES LISTED ARE EASTERN AND SUBJECT TO CHANGE