

# AN INTRODUCTION TO IPSO SMART OBJECTS

Jaime Jiménez, Ericsson Research, IPSO Smart Objects co-chair.

May 13th, 2015

# TABLE OF CONTENTS

1. IoT History
  - From M2M to IoT
  - Mainstream IoT
2. IoT Protocols
  - The Web
  - CoAP
  - LWM2M
  - IPSO Objects
3. IPSO Smart Objects
  - Relationship with other standards
  - Protocol Stack
  - Example
  - Deployment

# 1. IOT HISTORY

# MOVING INTO IOT

## Machine-to-Machine

- Point problem driven
- Connected device centric
- Internal bus objectives
- B2B
- Consultancy & SI
- In-house deployment
- Vertical silos
- Single-app devices
- Proprietary industry tech
- Specialized s/w dev't

## Internet of Things

- Complex problems
- Remote operations
- Marketplaces and Value Networks
- B2B2C
- Open web and innovation
- Cloud and aaS
- Horizontal integration
- Generic devices
- Standards & open source
- Open APIs & dev't

# MAKE DEVICES GO MAINSTREAM

## > Go IP

- Reduce technology fragmentation
- Drive IP to the “tiniest of devices”

## > Go Web

- Use standard web technologies
- Ease enterprise SOA integration
- Attract the global developer community

## > Go Simple

- Make devices application generic
- Drive value from devices to cloud enablement
- Break device silos



48 kB of Flash  
8 kB of RAM



Resource View  
/temp /light /switch



REST (CoAP, HTTP)



TCP/UDP

IPv6

6LoWPAN

IEEE  
802.15.4

BTLE

WiFi

3G  
LTE

## 2. IOT PROTOCOLS

# THE WEB

## › HTTP and REST

- Defines a client/server model and a request/response communication model.
- Support of extensive representation formats (e.g. HTML, JSON, XML etc.)
- Web content can be anything (HTML files, images, video...) each piece of information is a **resource**.
- Defines some methods to indicate the server what to do. (GET, POST, PUT, HEAD, DELETE, TRACE).
- Statelessness, requests are performed with the information provided only in that request
- Resources are identified with identifiers (**URI**), either by location or by name.
- Resources are accessible via an uniform locator (**URL**)  
`PROTOCOL://HOST_NAME:PORT /RESOURCE_PATH?RESOURCE_INPUT`
- Resources can be identified with an unique identity (**URN**)  
`urn:NAMESPACE_IDENTIFIER:SPECIFIC_STRING`

# COAP

- › It is a RESTful protocol for constrained devices and networks. Similar to HTTP:

- Client/server (although now tending more to P2P model) & Request/Response
- GET, POST, PUT and DELETE Methods
- Same key concepts (Media types, URL, URN...)

- › Resource discovery via the Resource Directory (RD)

Request `coap://HOST_ADDRESS:PORT_NUMBER/PATH?QUERY`

Response `coap://ericsson.com:5683/rd/jorvas/room/541/temperature/`

- › The *well-known* URI

`coap://[2001:db8::2:1]/.well-known/core`

- › IPv6 oriented (using 6LowPAN)

- › UDP preferred instead of TCP, SMS also possible

- Reliability is ensured by using with different message types:
- *Confirmable* (CON), *non-confirmable* (NON), *acknowledgement* (ACK) and *reset* (RST).

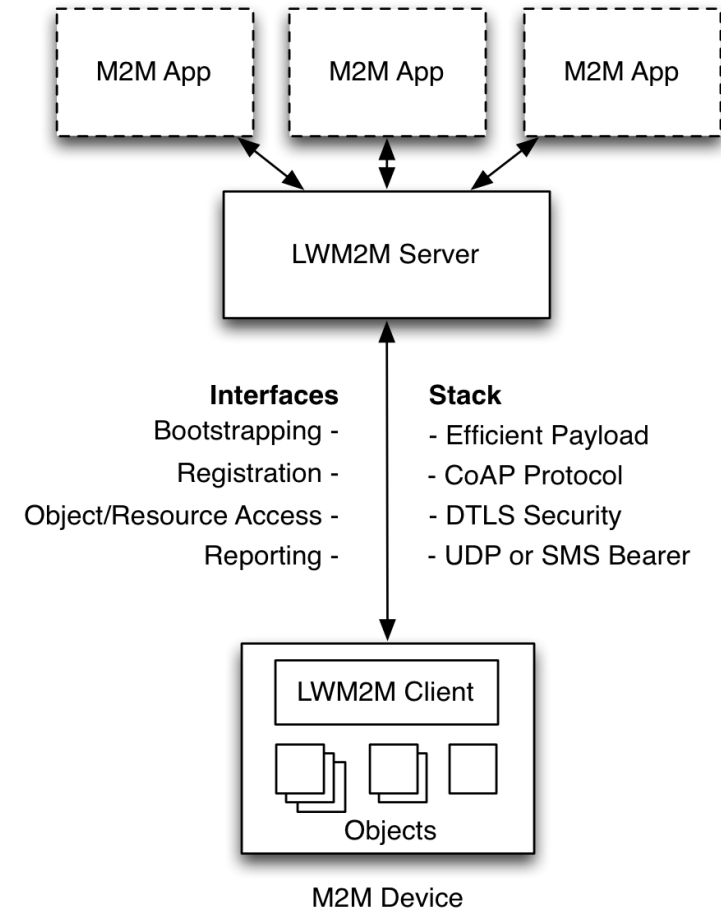
- › Observe/Notify, adding an “observe” flag in the CoAP GET Request

- Introduces a Publish/Subscribe model for constrained devices.



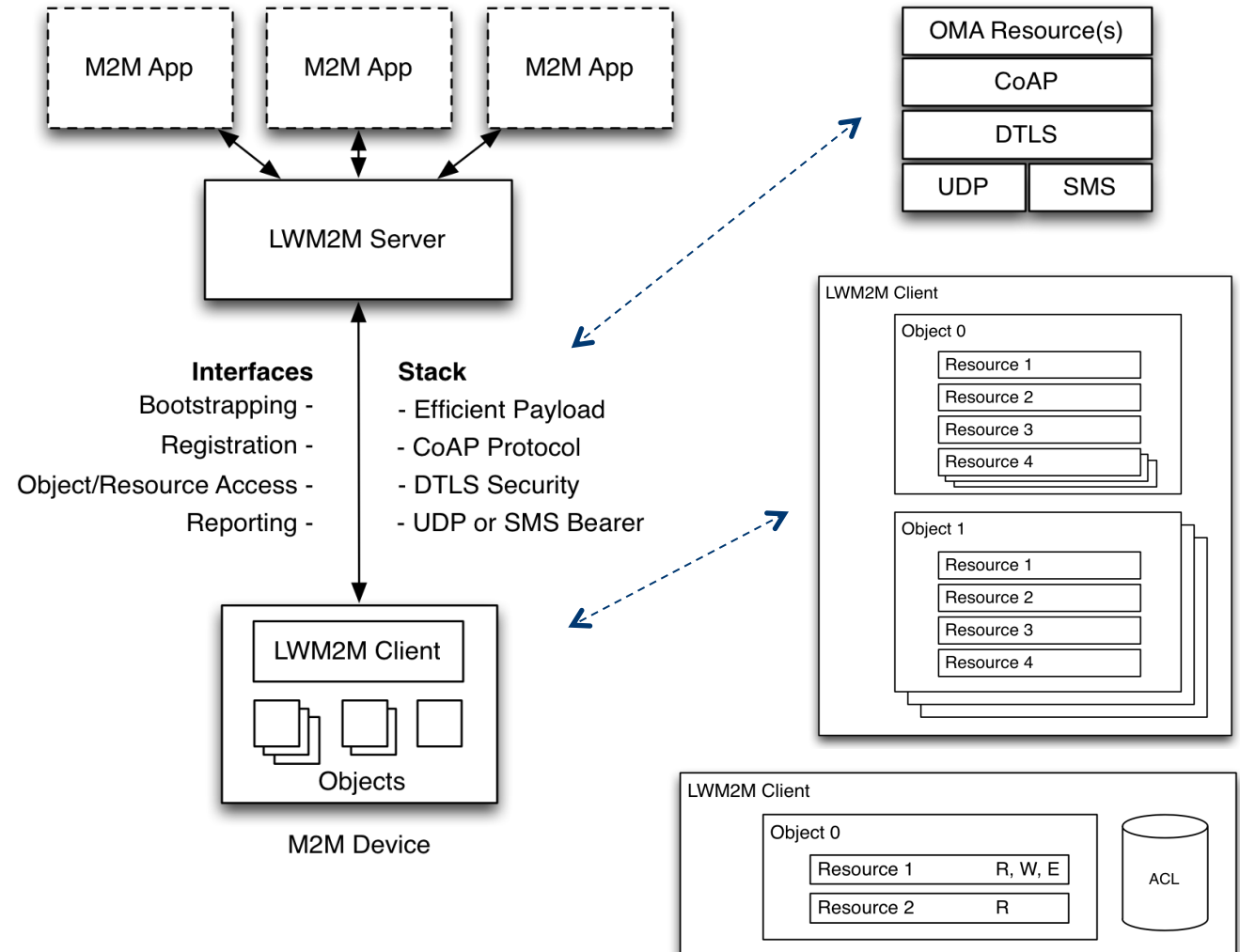
# OMA LWM2M

- › Based on **CoAP** (runs on top) and used for management and control of constrained devices
- › Provides a set of **interfaces** for managing of constrained devices.
  - Bootstrap
  - Registration
  - Information Reporting
  - Device Management
  - Service Enablement
- › Swaps “server” and “client” roles. A Constrained device would then run at least a CoAP Server and LWM2M Client.
- › Also allows for operations on objects (RWX, Access Control, Observation, Notification)
- › Offers a simple and reusable **object based model**.



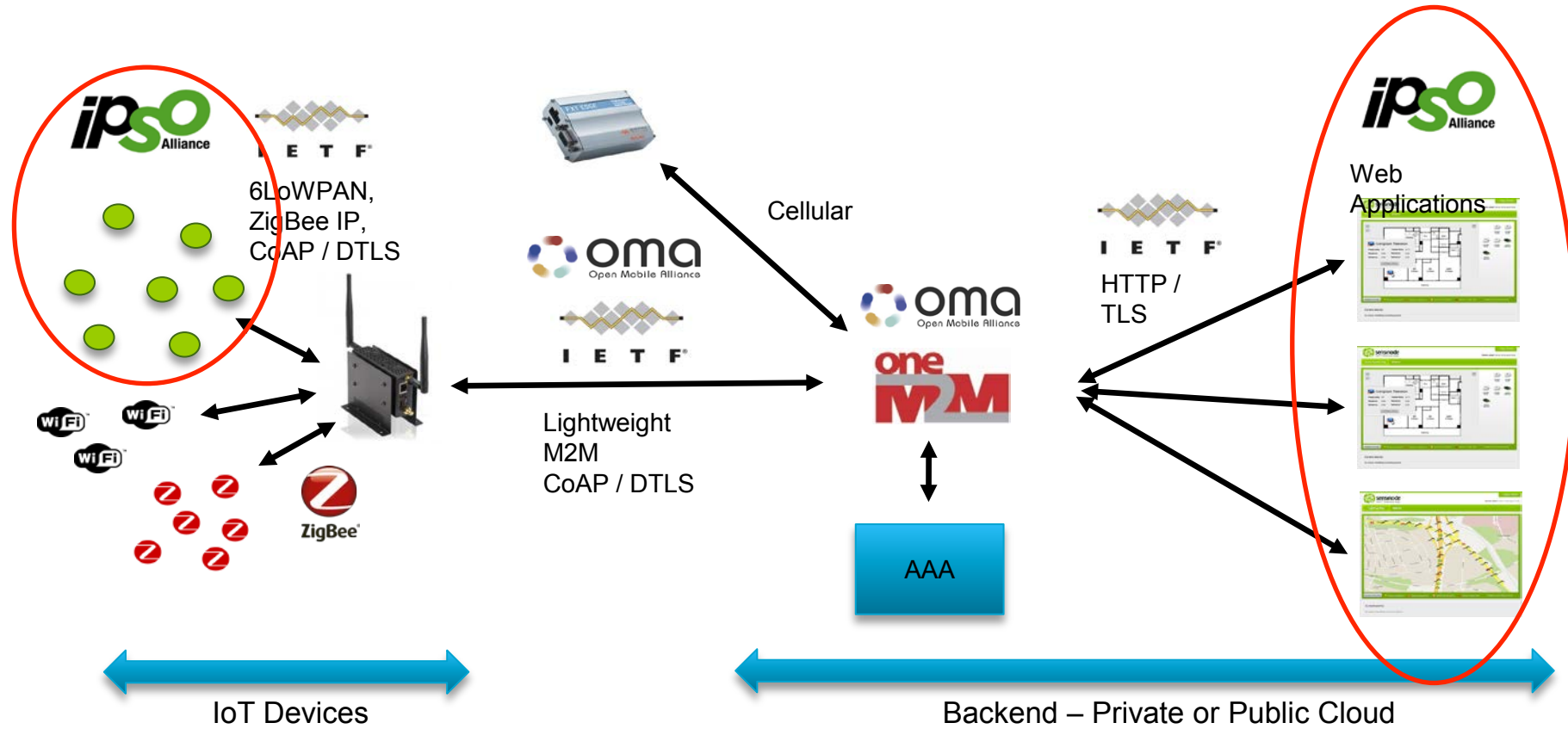
# IPSO OBJECTS

- › First introduced in **LWM2M**
- › To ensure application interoperability
- › Make it simple to add new resources.
- › Common **design pattern** that is independent of the protocol used (CoAP, HTTP, MQTT, SNMP, TR69,...)
- › To provide the **building blocks** to semantically define more complex devices
  - Washing Machine = sensors for humidity, temperature, water level, water-valves (for the hoses going to to/from it), a pump, a timer, electricity sockets, a capacitor...



# 3. IPSO SMART OBJECTS

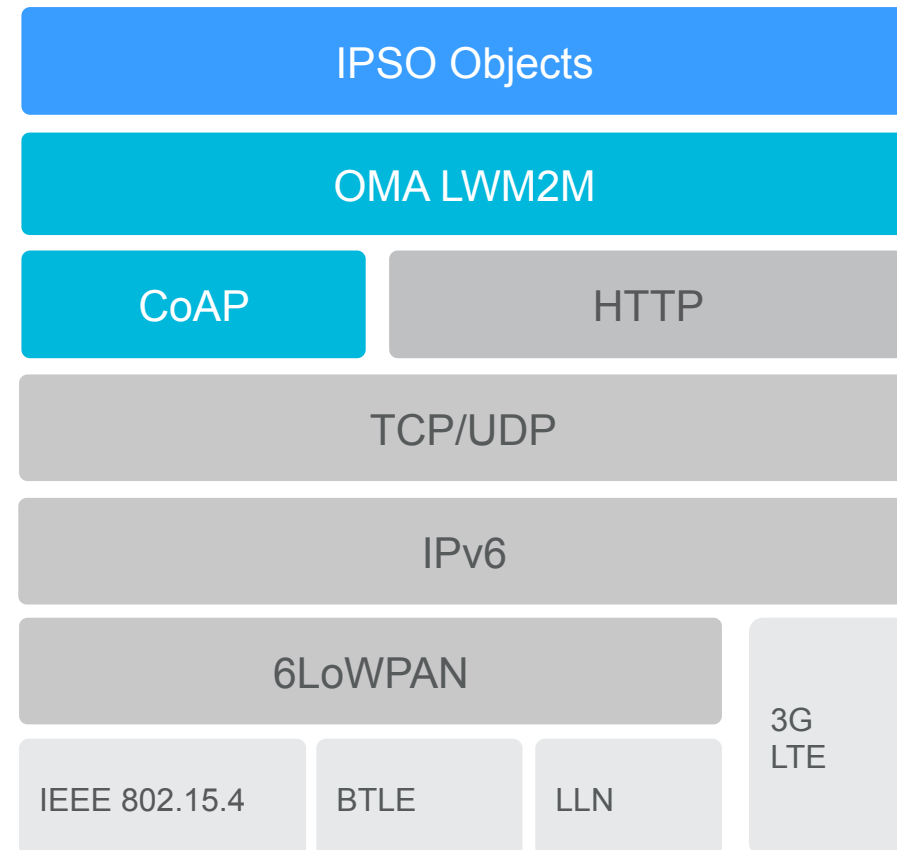
# RELATIONSHIP WITH OTHER STANDARDS



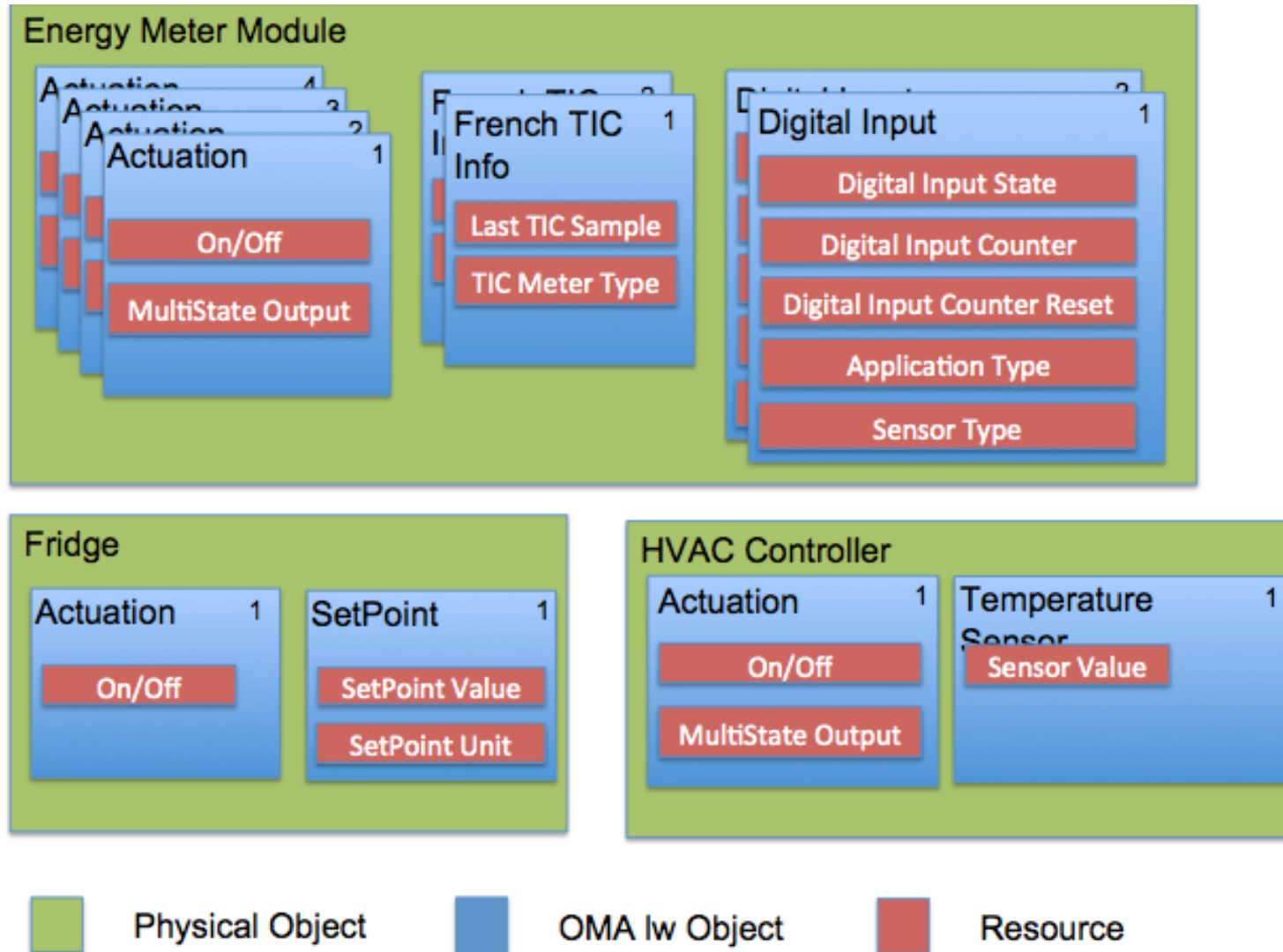
# AFTER IP – THE WEB IN CONSTRAINED DEVICES



- › RESTful web services to embedded devices
  - Eases enterprise SOA integration
  - Eases application development – Web programming@
- › HTTP or CoAP possible
  - CoAP (and EXI) for constrained environments, including Observe
  - HTTP-CoAP interworking
- › Resource view
  - Web resources – web linking
  - Semantic annotations and simple profiles preferred
  - XML - EXI, JSON
- › “Open” means discovery
  - publication and look-up
- › Wrapping of Legacy devices



# IPSO SMART OBJECT STRUCTURE I



# IPSO SMART OBJECT STRUCTURE II

## › REST API with a URI template

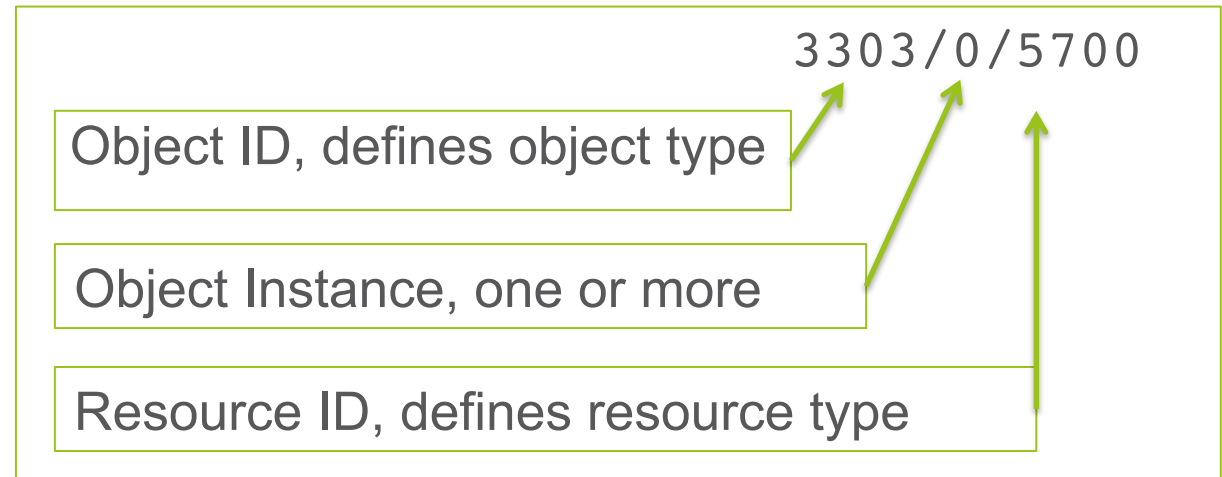
- Objects
- Object Instances
- Resources
- (Resource Instances)

## › Reusable resource and object IDs

- Common definitions for concepts
- Map to semantic terms e.g. temperature, currentValue
- IDs are registered with the OMNA

## › Can be embedded in a path hierarchy on the server

- /home/weather/3303/0/5700



# IPSO BAROMETER OBJECT

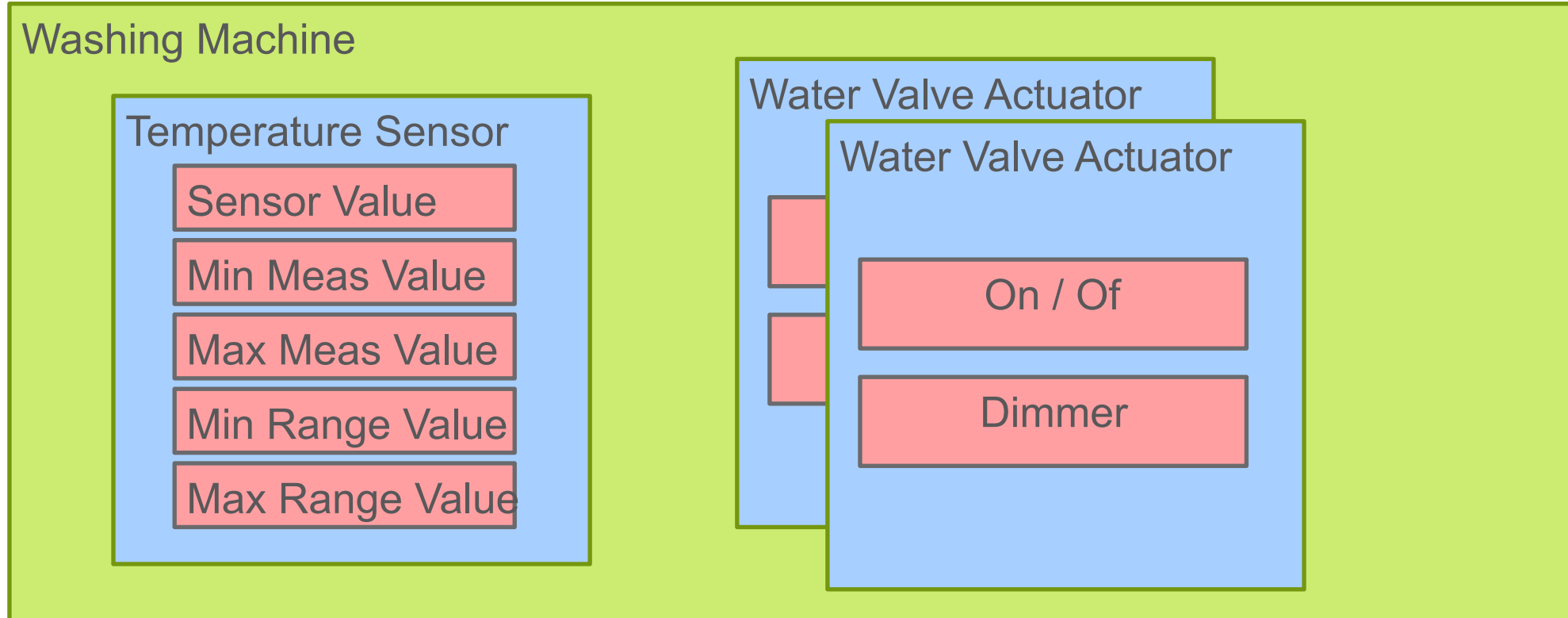


Object	Object ID	Object URN	Multiple Instances?
<b>IPSO Barometer</b>	315	urn:oma:lwm2m:ext:315	Yes

Resource Name	Resource ID	Access Type	Multiple Instances?	Type	Range or Enumeration	Units	Descriptions
<b>Sensor Value</b>	5700	R	No	Decimal		kPa	This resource type returns the air pressure Value in kPa
<b>Min Measured Value</b>	5601	R	No	Decimal		kPa	The minimum value measured by the sensor since it is ON
<b>Max Measured Value</b>	5602	R	No	Decimal		kPa	The maximum value measured by the sensor since it is ON
<b>Min Range Value</b>	5603	R	No	Decimal		kPa	The minimum value that can be measured by the sensor
<b>Max Range Value</b>	5604	R	No	Decimal		kPa	The maximum value that can be measured by the sensor



# WASHING MACHINE EXAMPLE I



# WASHING MACHINE EXAMPLE II

