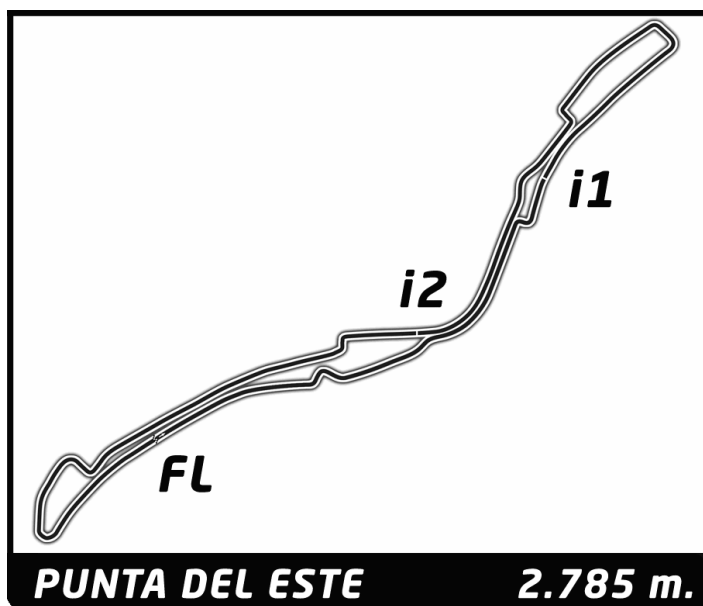


Round 6 - Punta del Este ePrix

ABB FIA Formula E Championship
Results Booklet





FIA FORMULA E
CHAMPIONSHIP
2017-18

Doc No.

Date:

Time:

ABB FIA FORMULA E CHAMPIONSHIP

Round 6 - Punta del Este ePrix - Non Qualifying Practice 1

CLASSIFICATION

Official Timekeeper: TAG Heuer

POS	NO	DRIVER	NAT	TEAM	CAR	TIME	LAP	TOTAL	GAP	KPH
1	9	Sébastien BUEMI	CHE	Renault e.dams	Renault Z.E. 17	1:14.536	21	24	-	134.5
2	20	Mitch EVANS	NZL	Panasonic Jaguar Racing	Jaguar I-Type II	1:14.879	18	19	+0.343	133.9
3	1	Lucas DI GRASSI	BRA	Audi Sport ABT Schaeffler	Audi e-tron FE04	1:14.941	20	26	+0.405	133.8
4	36	Alex LYNN	GBR	DS Virgin Racing	DS Virgin DSV-03	1:15.036	20	24	+0.500	133.6
5	25	Jean-Eric VERGNE	FRA	TECHEETAH	Renault Z.E. 17	1:15.098	17	27	+0.562	133.5
6	2	Sam BIRD	GBR	DS Virgin Racing	DS Virgin DSV-03	1:15.129	24	24	+0.593	133.5
7	3	Nelson PIQUET	BRA	Panasonic Jaguar Racing	Jaguar I-Type II	1:15.176	15	24	+0.640	133.4
8	16	Oliver TURVEY	GBR	NIO Formula E Team	NextEV NIO Sport 003	1:15.357	18	25	+0.821	133.0
9	66	Daniel ABT	DEU	Audi Sport ABT Schaeffler	Audi e-tron FE04	1:15.513	22	24	+0.977	132.8
10	8	Nicolas PROST	FRA	Renault e.dams	Renault Z.E. 17	1:15.584	20	24	+1.048	132.6
11	4	Edoardo MORTARA	CHE	Venturi Formula E Team	Venturi VM200-FE-03	1:15.626	24	27	+1.090	132.6
12	18	André LOTTERER	DEU	TECHEETAH	Renault Z.E. 17	1:15.635	25	25	+1.099	132.6
13	23	Nick HEIDFELD	DEU	Mahindra Racing	Mahindra M4Electro	1:15.876	21	22	+1.340	132.1
14	7	Jérôme D'AMBROSIO	BEL	DRAGON	PENSKE EV-2	1:15.908	14	24	+1.372	132.1
15	5	Maro ENGEL	DEU	Venturi Formula E Team	Venturi VM200-FE-03	1:16.107	24	24	+1.571	131.7
16	28	Antonio Felix DA COSTA	PRT	Andretti Formula E	Andretti ATEC-03	1:16.132	22	25	+1.596	131.7
17	6	José Maria LOPEZ	ARG	DRAGON	PENSKE EV-2	1:16.162	18	20	+1.626	131.6
18	27	Tom BLOMQUIST	GBR	Andretti Formula E	Andretti ATEC-03	1:16.216	8	22	+1.680	131.5
19	19	Felix ROSENQVIST	SWE	Mahindra Racing	Mahindra M4Electro	1:16.369	28	29	+1.833	131.3
20	68	Luca FILIPPI	ITA	NIO Formula E Team	NextEV NIO Sport 003	1:16.570	17	25	+2.034	130.9

FASTEST LAP

9	S. BUEMI	CHE	Renault e.dams	Renault Z.E. 17	1:14.536 on Lap 21	134.5 Kph
---	----------	-----	----------------	-----------------	--------------------	-----------

Race Director

Timekeeper

Series Partners:

Title Partner Global Partner Technical Partner Official Partners



Julius Bär



Qualcomm



VISA



enel

Allianz

BOSS

No part of these results/data may be reproduced, stored in a retrieval system or transmitted in any form or by any means electronic, mechanical, photocopying, recording, broadcasting or otherwise without prior permission of the copyright holder except for reproduction in local/national/international daily press and regular printed publications on sale to the public within 90 days of the event to which the results/data relate and provided that the copyright symbol appears together with the name of the copyright holder.

The FÉDÉRATION INTERNATIONALE DE L'AUTOMOBILE logo, FÉDÉRATION INTERNATIONALE DE L'AUTOMOBILE, FIA logo, FIA, FIA FORMULA-E CHAMPIONSHIP, FIA FORMULA-E CHAMPIONSHIP logo and related marks are protected trademarks of the Fédération Internationale de l'Automobile (FIA), Chemin de Blandonnet 2, 1214 Vernier, Switzerland.

©2017, Fédération Internationale de l'Automobile (FIA)



FIA FORMULA E
CHAMPIONSHIP
2017-18

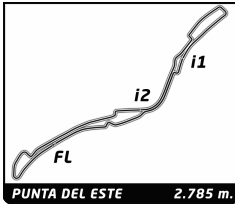


ABB FIA Formula E Championship

Round 6 - Punta del Este ePrix

Non Qualifying Practice 1

Best Sector Times

Official Timekeeper TAG Heuer

SECTOR 1			SECTOR 2		SECTOR 3						
Pos	Driver	Time	Driver	Time	Driver	Time	Pos	Driver	Ideal Lap	Best Lap	
1	3 N.PIQUET	20.901	20 M.EVANS	25.689	9 S.BUEMI	27.830	1	9 S.BUEMI	1:14.536	1:14.536	(1)
2	20 M.EVANS	20.924	9 S.BUEMI	25.771	1 L.DI GRASSI	27.921	2	20 M.EVANS	1:14.879	1:14.879	(2)
3	9 S.BUEMI	20.935	3 N.PIQUET	25.817	25 J.VERGNE	27.967	3	1 L.DI GRASSI	1:14.884	1:14.941	(3)
4	2 S.BIRD	20.989	1 L.DI GRASSI	25.894	36 A.LYNN	27.971	4	2 S.BIRD	1:14.917	1:15.129	(6)
5	16 O.TURVEY	20.991	16 O.TURVEY	25.902	2 S.BIRD	27.985	5	25 J.VERGNE	1:14.938	1:15.098	(5)
6	19 F.ROSENQVIST	20.994	19 F.ROSENQVIST	25.909	18 A.LOTTERER	28.148	6	3 N.PIQUET	1:15.016	1:15.176	(7)
7	25 J.VERGNE	21.013	4 E.MORTARA	25.917	66 D.ABT	28.260	7	36 A.LYNN	1:15.036	1:15.036	(4)
8	6 J.LOPEZ	21.028	2 S.BIRD	25.943	8 N.PROST	28.263	8	16 O.TURVEY	1:15.276	1:15.357	(8)
9	27 T.BLOMQUIST	21.046	36 A.LYNN	25.953	20 M.EVANS	28.266	9	8 N.PROST	1:15.388	1:15.584	(10)
10	8 N.PROST	21.065	25 J.VERGNE	25.958	5 M.ENGEL	28.287	10	18 A.LOTTERER	1:15.410	1:15.635	(12)
11	1 L.DI GRASSI	21.069	18 A.LOTTERER	26.006	3 N.PIQUET	28.298	11	6 J.LOPEZ	1:15.507	1:16.162	(17)
12	66 D.ABT	21.098	6 J.LOPEZ	26.006	7 J.D'AMBROSIO	28.345	12	66 D.ABT	1:15.513	1:15.513	(9)
13	4 E.MORTARA	21.111	8 N.PROST	26.060	16 O.TURVEY	28.383	13	19 F.ROSENQVIST	1:15.546	1:16.369	(19)
14	36 A.LYNN	21.112	7 J.D'AMBROSIO	26.129	6 J.LOPEZ	28.473	14	4 E.MORTARA	1:15.626	1:15.626	(11)
15	68 L.FILIPPI	21.180	68 L.FILIPPI	26.139	23 N.HEIDFELD	28.476	15	23 N.HEIDFELD	1:15.876	1:15.876	(13)
16	23 N.HEIDFELD	21.226	66 D.ABT	26.155	28 A.DA COSTA	28.512	16	7 J.D'AMBROSIO	1:15.908	1:15.908	(14)
17	18 A.LOTTERER	21.256	23 N.HEIDFELD	26.174	4 E.MORTARA	28.598	17	5 M.ENGEL	1:15.952	1:16.107	(15)
18	28 A.DA COSTA	21.396	5 M.ENGEL	26.177	19 F.ROSENQVIST	28.643	18	27 T.BLOMQUIST	1:16.007	1:16.216	(18)
19	7 J.D'AMBROSIO	21.434	27 T.BLOMQUIST	26.222	27 T.BLOMQUIST	28.739	19	28 A.DA COSTA	1:16.132	1:16.132	(16)
20	5 M.ENGEL	21.488	28 A.DA COSTA	26.224	68 L.FILIPPI	29.098	20	68 L.FILIPPI	1:16.417	1:16.570	(20)



Julius Bär



Qualcomm





ABB FIA Formula E Championship

Round 6 - Punta del Este ePrix

Non Qualifying Practice 1

Fastest Lap Sequence

Official Timekeeper 

Practice Time	Driver	Team	Car	Time	Kph	Lap
2:52.874	66 Daniel ABT	Audi Sport ABT Schaeffler	Audi e-tron FE04	1:19.944	125.4	2
3:04.228	28 Antonio Felix DA COSTA	Andretti Formula E	Andretti ATEC-03	1:19.923	125.4	2
3:25.603	5 Maro ENGEL	Venturi Formula E Team	Venturi VM200-FE-03	1:19.271	126.5	2
4:03.942	23 Nick HEIDFELD	Mahindra Racing	Mahindra M4Electro	1:17.318	129.7	2
4:09.830	66 Daniel ABT	Audi Sport ABT Schaeffler	Audi e-tron FE04	1:16.956	130.3	3
4:14.883	9 Sébastien BUEMI	Renault e.dams	Renault Z.E. 17	1:16.008	131.9	3
14:02.121	16 Oliver TURVEY	NIO Formula E Team	NextEV NIO Sport 003	1:15.928	132.0	8
17:14.089	1 Lucas DI GRASSI	Audi Sport ABT Schaeffler	Audi e-tron FE04	1:15.743	132.4	10
22:47.425	1 Lucas DI GRASSI	Audi Sport ABT Schaeffler	Audi e-tron FE04	1:15.476	132.8	14
26:58.359	25 Jean-Eric VERGNE	TECHEETAH	Renault Z.E. 17	1:15.098	133.5	17
31:12.608	1 Lucas DI GRASSI	Audi Sport ABT Schaeffler	Audi e-tron FE04	1:14.941	133.8	20
36:39.205	9 Sébastien BUEMI	Renault e.dams	Renault Z.E. 17	1:14.916	133.8	19
39:36.471	9 Sébastien BUEMI	Renault e.dams	Renault Z.E. 17	1:14.536	134.5	21



FIA FORMULA E
CHAMPIONSHIP
2017-18

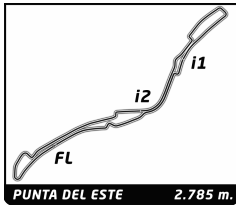


ABB FIA Formula E Championship

Round 6 - Punta del Este ePrix

Non Qualifying Practice 1

Analysis

Official Timekeeper TAG Heuer

■ 200KW ■ Personal Best ■ Session Best ■ Crossing the finish line in pit lane

Lap	Time	Sector 1	Sector 2	Sector 3	Kph	Elapsed	Lap	Time	Sector 1	Sector 2	Sector 3	Kph	Elapsed		
1	Lucas DI GRASSI						BRA	3	Nelson PIQUET						BRA
Audi Sport ABT Schaeffler Audi e-tron FE04							Panasonic Jaguar Racing Jaguar I-Type II								
1	A	1:34.076	29.339	30.127	34.610	106.6	1	A	1:56.221	45.679	33.360	37.182	86.3	1:56.221	
2	A	1:20.345	22.662	28.120	29.563	124.8	2	A	1:44.718	29.153	32.446	43.119	95.7	3:40.939	
3	A	1:17.657	21.882	26.642	29.133	129.1	3	B	3:49.186	2:15.058	59.820	34.308	43.7	7:30.125	
4	A	1:17.152	21.633	26.723	28.796	130.0	4	B	1:27.644	23.972	31.152	32.520	114.4	8:57.769	
5	A	1:58.147	21.714	54.371	42.062	84.9	5	B	1:16.520	21.239	26.098	29.183	131.0	10:14.289	
6	B	4:26.780	3:25.475	31.053	30.252	37.6	6	B	1:19.449	21.778	27.010	30.661	126.2	11:33.738	
7	B	1:20.135	23.048	27.450	29.637	125.1	7	B	1:19.688	21.505	26.547	31.636	125.8	12:53.426	
8	B	1:16.460	21.621	26.386	28.453	131.1	8	B	1:35.846	21.657	39.626	34.563	104.6	14:29.272	
9	B	1:27.594	23.804	31.549	32.241	114.5	9	B	1:17.007	21.252	26.563	29.192	130.2	15:46.279	
10	B	1:15.743	21.276	26.241	28.226	132.4	10	B	1:33.979	21.398	33.818	38.763	106.7	17:20.258	
11	B	1:32.083	25.061	34.027	32.995	108.9	11	B	1:16.326	21.222	26.170	28.934	131.4	18:36.584	
12	B	1:16.039	21.239	26.462	28.338	131.9	12	B	1:33.339	21.365	27.726	44.248	107.4	20:09.923	
13	B	1:29.738	25.207	30.618	33.913	111.7	13	A	9:52.010	8:38.328	34.312	39.370	16.9	30:01.933	
14	B	1:15.476	21.166	26.232	28.078	132.8	14	A	1:35.902	29.730	33.620	32.552	104.5	31:37.835	
15	B	1:31.454	26.681	28.925	35.848	109.6	15	A	1:15.176	21.061	25.817	28.298	133.4	32:53.011	
16	B	1:15.579	21.133	26.274	28.172	132.7	16	A	1:24.151	26.156	27.590	30.405	119.1	34:17.162	
17	B	1:37.156	25.181	34.563	37.412	103.2	17	A	1:20.015	22.873	27.158	29.984	125.3	35:37.177	
18	B	1:15.611	21.069	26.301	28.241	132.6	18	A	1:18.599	22.081	26.843	29.675	127.6	36:55.776	
19	B	1:30.442	26.233	31.125	33.084	110.9	19	A	1:18.150	21.882	26.862	29.406	128.3	38:13.926	
20	B	1:14.941	21.126	25.894	27.921	133.8	20	A	1:18.205	21.760	26.857	29.588	128.2	39:32.131	
21	B	1:26.127	24.517	27.877	33.733	116.4	21	A	1:18.402	21.867	26.883	29.652	127.9	40:50.533	
22	A	7:38.448	6:41.634	27.259	29.555	21.9	22	A	1:35.991	29.071	31.310	35.610	104.4	42:26.524	
23	A	1:17.525	22.099	26.616	28.810	129.3	23	A	1:36.246	29.486	33.155	33.605	104.2	44:02.770	
24	A	1:17.297	22.068	26.573	28.656	129.7	24	A	1:15.718	20.901	26.016	28.801	132.4	45:18.488	
25	A	1:16.918	22.007	26.281	28.630	130.3									
26	A	1:16.609	21.956	26.280	28.373	130.9									
2	Sam BIRD						GBR	4	Edoardo MORTARA						CHE
DS Virgin Racing DS Virgin DSV-03							Venturi Formula E Team Venturi VM200-FE-03								
1	B	2:13.031	1:11.220	29.690	32.121	75.4	1	B	2:00.735	51.653	34.087	34.995	83.0	2:00.735	
2	B	1:22.220	23.366	27.933	30.921	121.9	2	B	1:20.008	22.996	27.201	29.811	125.3	3:20.743	
3	B	1:20.333	23.110	27.482	29.741	124.8	3	B	1:18.360	22.023	26.735	29.602	127.9	4:39.103	
4	B	1:38.045	23.154	27.097	47.794	102.3	4	B	1:53.349	27.748	32.273	53.328	88.5	6:32.452	
5	B	1:35.062	38.454	27.021	29.587	105.5	5	B	1:45.969	40.928	31.574	33.467	94.6	8:18.421	
6	B	1:18.563	22.213	26.767	29.583	127.6	6	B	1:34.205	28.760	32.730	32.715	106.4	9:52.626	
7	B	1:19.971	22.718	27.370	29.883	125.4	7	B	1:24.783	21.722	28.248	34.813	118.3	11:17.409	
8	B	1:18.514	22.315	26.823	29.376	127.7	8	A	4:15.615	3:09.881	30.959	34.775	39.2	15:33.024	
9	B	1:25.764	22.663	27.116	35.985	116.9	9	A	1:23.528	23.375	28.621	31.532	120.0	16:56.552	
10	A	7:05.991	6:00.507	32.011	33.473	23.5	10	A	1:17.375	21.750	26.307	29.318	129.6	18:13.927	
11	A	1:33.391	25.660	33.672	34.059	107.4	11	A	1:30.925	25.788	32.769	32.368	110.3	19:44.852	
12	A	1:39.204	30.346	36.386	32.472	101.1	12	A	1:24.943	23.903	29.457	31.583	118.0	21:09.795	
13	A	1:15.710	21.111	26.042	28.557	132.4	13	A	1:16.861	21.616	26.393	28.852	130.4	22:26.656	
14	A	1:59.973	28.289	41.148	50.536	83.6	14	A	1:30.749	24.774	32.789	33.186	110.5	23:57.405	
15	A	1:24.799	21.137	30.252	33.410	118.2	15	A	1:29.030	23.273	31.504	34.253	112.6	25:26.435	
16	A	1:38.204	22.109	39.600	36.495	102.1	16	A	1:20.939	22.641	27.614	30.684	123.9	26:47.374	
17	A	1:22.017	21.140	26.060	34.817	122.2	17	A	1:20.029	22.798	27.321	29.910	125.3	28:07.403	
18	B	6:18.681	5:14.298	31.146	33.237	26.5	18	A	1:20.061	22.644	27.227	30.190	125.2	29:27.464	
19	B	1:27.732	24.714	29.269	33.749	114.3	19	A	1:20.793	22.933	27.575	30.285	124.1	30:48.257	
20	B	1:15.304	21.068	25.943	28.293	133.1	20	A	1:20.292	22.749	27.470	30.073	124.9	32:08.549	
21	B	1:36.107	26.705	32.967	36.435	104.3	21	A	1:29.314	22.533	27.798	38.983	112.3	33:37.863	
22	B	1:15.297	20.989	26.030	28.278	133.2	22	B	3:24.740	2:18.979	32.764	32.997	49.0	37:02.603	
23	B	1:22.279	23.087	27.004	32.188	121.9	23	B	1:32.932	26.177	30.798	35.957	107.9	38:35.535	
24	B	1:15.129	21.141	26.003	27.985	133.5	24	B	1:15.626	21.111	25.917	28.598	132.6	39:51.161	
25	B	1:25.155	23.782	27.193	34.180	117.7	25	B	1:25.155	23.782	27.193	34.180	117.7	41:16.316	
26	A	3:23.819	2:18.693	30.813	34.313	49.2	26	A	3:23.819	2:18.693	30.813	34.313	49.2	44:40.135	
27	A	1:16.128	21.372	25.922	28.834	131.7	27	A	1:16.128	21.372	25.922	28.834	131.7	45:56.263	



FIA FORMULA E
CHAMPIONSHIP
2017-18

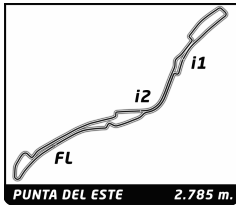


ABB FIA Formula E Championship
Round 6 - Punta del Este ePrix
Non Qualifying Practice 1

Analysis

Official Timekeeper TAGHeuer

Lap	Time	Sector 1	Sector 2	Sector 3	Kph	Elapsed	Lap	Time	Sector 1	Sector 2	Sector 3	Kph	Elapsed																																																																																																																																																																																																
5 Maro ENGEL DEU Venturi Formula E Team Venturi VM200-FE-03							<table border="1"> <tr><td>5</td><td>B</td><td>1:59.638</td><td>53.685</td><td>34.400</td><td>31.553</td><td>83.8</td><td>7:57.112</td></tr> <tr><td>6</td><td>B</td><td>1:19.281</td><td>22.678</td><td>27.276</td><td>29.327</td><td>126.5</td><td>9:16.393</td></tr> <tr><td>7</td><td>B</td><td>1:17.662</td><td>22.137</td><td>26.686</td><td>28.839</td><td>129.1</td><td>10:34.055</td></tr> <tr><td>8</td><td>B</td><td>1:17.098</td><td>21.927</td><td>26.588</td><td>28.583</td><td>130.0</td><td>11:51.153</td></tr> <tr><td>9</td><td>B</td><td>1:32.511</td><td>27.934</td><td>32.026</td><td>32.551</td><td>108.4</td><td>13:23.664</td></tr> <tr><td>10</td><td>B</td><td>1:16.727</td><td>21.633</td><td>26.437</td><td>28.657</td><td>130.7</td><td>14:40.391</td></tr> <tr><td>11</td><td>B</td><td>1:26.133</td><td>23.722</td><td>27.167</td><td>35.244</td><td>116.4</td><td>16:06.524</td></tr> <tr><td>12</td><td>A</td><td>6:42.041</td><td>5:39.896</td><td>30.040</td><td>32.105</td><td>24.9</td><td>22:48.565</td></tr> <tr><td>13</td><td>A</td><td>1:19.643</td><td>22.001</td><td>28.294</td><td>29.348</td><td>125.9</td><td>24:08.208</td></tr> <tr><td>14</td><td>A</td><td>1:15.908</td><td>21.434</td><td>26.129</td><td>28.345</td><td>132.1</td><td>25:24.116</td></tr> <tr><td>15</td><td>A</td><td>1:22.429</td><td>23.414</td><td>28.524</td><td>30.491</td><td>121.6</td><td>26:46.545</td></tr> <tr><td>16</td><td>A</td><td>1:30.032</td><td>29.015</td><td>29.556</td><td>31.461</td><td>111.4</td><td>28:16.577</td></tr> <tr><td>17</td><td>A</td><td>1:16.246</td><td>21.612</td><td>26.192</td><td>28.442</td><td>131.5</td><td>29:32.823</td></tr> <tr><td>18</td><td>A</td><td>1:22.757</td><td>21.562</td><td>28.622</td><td>32.573</td><td>121.1</td><td>30:55.580</td></tr> <tr><td>19</td><td>A</td><td>1:19.692</td><td>22.844</td><td>27.446</td><td>29.402</td><td>125.8</td><td>32:15.272</td></tr> <tr><td>20</td><td>A</td><td>1:19.068</td><td>22.933</td><td>26.920</td><td>29.215</td><td>126.8</td><td>33:34.340</td></tr> <tr><td>21</td><td>A</td><td>1:30.708</td><td>24.407</td><td>33.219</td><td>33.082</td><td>110.5</td><td>35:05.048</td></tr> <tr><td>22</td><td>A</td><td>1:32.910</td><td>29.823</td><td>30.238</td><td>32.849</td><td>107.9</td><td>36:37.958</td></tr> <tr><td>23</td><td>A</td><td>1:39.459</td><td>21.751</td><td>28.252</td><td>49.456</td><td>100.8</td><td>38:17.417</td></tr> <tr><td>24</td><td>B</td><td>7:51.714</td><td>6:54.524</td><td>28.585</td><td>28.605</td><td>21.3</td><td>46:09.131</td></tr> </table>							5	B	1:59.638	53.685	34.400	31.553	83.8	7:57.112	6	B	1:19.281	22.678	27.276	29.327	126.5	9:16.393	7	B	1:17.662	22.137	26.686	28.839	129.1	10:34.055	8	B	1:17.098	21.927	26.588	28.583	130.0	11:51.153	9	B	1:32.511	27.934	32.026	32.551	108.4	13:23.664	10	B	1:16.727	21.633	26.437	28.657	130.7	14:40.391	11	B	1:26.133	23.722	27.167	35.244	116.4	16:06.524	12	A	6:42.041	5:39.896	30.040	32.105	24.9	22:48.565	13	A	1:19.643	22.001	28.294	29.348	125.9	24:08.208	14	A	1:15.908	21.434	26.129	28.345	132.1	25:24.116	15	A	1:22.429	23.414	28.524	30.491	121.6	26:46.545	16	A	1:30.032	29.015	29.556	31.461	111.4	28:16.577	17	A	1:16.246	21.612	26.192	28.442	131.5	29:32.823	18	A	1:22.757	21.562	28.622	32.573	121.1	30:55.580	19	A	1:19.692	22.844	27.446	29.402	125.8	32:15.272	20	A	1:19.068	22.933	26.920	29.215	126.8	33:34.340	21	A	1:30.708	24.407	33.219	33.082	110.5	35:05.048	22	A	1:32.910	29.823	30.238	32.849	107.9	36:37.958	23	A	1:39.459	21.751	28.252	49.456	100.8	38:17.417	24	B	7:51.714	6:54.524	28.585	28.605	21.3	46:09.131																																
5	B	1:59.638	53.685	34.400	31.553	83.8	7:57.112																																																																																																																																																																																																						
6	B	1:19.281	22.678	27.276	29.327	126.5	9:16.393																																																																																																																																																																																																						
7	B	1:17.662	22.137	26.686	28.839	129.1	10:34.055																																																																																																																																																																																																						
8	B	1:17.098	21.927	26.588	28.583	130.0	11:51.153																																																																																																																																																																																																						
9	B	1:32.511	27.934	32.026	32.551	108.4	13:23.664																																																																																																																																																																																																						
10	B	1:16.727	21.633	26.437	28.657	130.7	14:40.391																																																																																																																																																																																																						
11	B	1:26.133	23.722	27.167	35.244	116.4	16:06.524																																																																																																																																																																																																						
12	A	6:42.041	5:39.896	30.040	32.105	24.9	22:48.565																																																																																																																																																																																																						
13	A	1:19.643	22.001	28.294	29.348	125.9	24:08.208																																																																																																																																																																																																						
14	A	1:15.908	21.434	26.129	28.345	132.1	25:24.116																																																																																																																																																																																																						
15	A	1:22.429	23.414	28.524	30.491	121.6	26:46.545																																																																																																																																																																																																						
16	A	1:30.032	29.015	29.556	31.461	111.4	28:16.577																																																																																																																																																																																																						
17	A	1:16.246	21.612	26.192	28.442	131.5	29:32.823																																																																																																																																																																																																						
18	A	1:22.757	21.562	28.622	32.573	121.1	30:55.580																																																																																																																																																																																																						
19	A	1:19.692	22.844	27.446	29.402	125.8	32:15.272																																																																																																																																																																																																						
20	A	1:19.068	22.933	26.920	29.215	126.8	33:34.340																																																																																																																																																																																																						
21	A	1:30.708	24.407	33.219	33.082	110.5	35:05.048																																																																																																																																																																																																						
22	A	1:32.910	29.823	30.238	32.849	107.9	36:37.958																																																																																																																																																																																																						
23	A	1:39.459	21.751	28.252	49.456	100.8	38:17.417																																																																																																																																																																																																						
24	B	7:51.714	6:54.524	28.585	28.605	21.3	46:09.131																																																																																																																																																																																																						
6 José Maria LOPEZ ARG DRAGON PENSKE EV-2							<table border="1"> <tr><td>1</td><td>A</td><td>2:48.118</td><td>1:48.875</td><td>28.547</td><td>30.696</td><td>59.6</td><td>2:48.118</td></tr> <tr><td>2</td><td>A</td><td>1:19.901</td><td>22.376</td><td>27.545</td><td>29.980</td><td>125.5</td><td>4:08.019</td></tr> <tr><td>3</td><td>A</td><td>1:18.243</td><td>22.046</td><td>26.560</td><td>29.637</td><td>128.1</td><td>5:26.262</td></tr> <tr><td>4</td><td>A</td><td>1:55.857</td><td>22.137</td><td>55.203</td><td>38.517</td><td>86.5</td><td>7:22.119</td></tr> <tr><td>5</td><td>A</td><td>1:18.605</td><td>21.925</td><td>26.712</td><td>29.968</td><td>127.5</td><td>8:40.724</td></tr> <tr><td>6</td><td>A</td><td>1:18.308</td><td>22.022</td><td>26.853</td><td>29.433</td><td>128.0</td><td>9:59.032</td></tr> <tr><td>7</td><td>A</td><td>1:48.396</td><td>32.630</td><td>38.047</td><td>37.719</td><td>92.5</td><td>11:47.428</td></tr> <tr><td>8</td><td>A</td><td>1:16.411</td><td>21.536</td><td>26.118</td><td>28.757</td><td>131.2</td><td>13:03.839</td></tr> <tr><td>9</td><td>A</td><td>1:36.241</td><td>21.201</td><td>26.418</td><td>48.622</td><td>104.2</td><td>14:40.080</td></tr> <tr><td>10</td><td>B</td><td>2:22.852</td><td>1:04.565</td><td>38.039</td><td>40.248</td><td>70.2</td><td>17:02.932</td></tr> <tr><td>11</td><td>B</td><td>1:16.861</td><td>21.314</td><td>26.006</td><td>29.541</td><td>130.4</td><td>18:19.793</td></tr> <tr><td>12</td><td>B</td><td>1:40.060</td><td>29.741</td><td>37.418</td><td>32.901</td><td>100.2</td><td>19:59.853</td></tr> <tr><td>13</td><td>B</td><td>6:00.379</td><td>4:52.237</td><td>32.901</td><td>35.241</td><td>27.8</td><td>26:00.232</td></tr> <tr><td>14</td><td>B</td><td>1:42.491</td><td>21.218</td><td>42.653</td><td>38.620</td><td>97.8</td><td>27:42.723</td></tr> <tr><td>15</td><td>B</td><td>4:39.267</td><td>3:32.872</td><td>33.563</td><td>32.832</td><td>35.9</td><td>32:21.990</td></tr> <tr><td>16</td><td>B</td><td>1:31.687</td><td>21.028</td><td>27.232</td><td>43.427</td><td>109.4</td><td>33:53.677</td></tr> <tr><td>17</td><td>A</td><td>7:21.844</td><td>6:13.607</td><td>33.057</td><td>35.180</td><td>22.7</td><td>41:15.521</td></tr> <tr><td>18</td><td>A</td><td>1:16.162</td><td>21.641</td><td>26.048</td><td>28.473</td><td>131.6</td><td>42:31.683</td></tr> <tr><td>19</td><td>A</td><td>1:41.200</td><td>30.870</td><td>33.455</td><td>36.875</td><td>99.1</td><td>44:12.883</td></tr> <tr><td>20</td><td>A</td><td>1:32.662</td><td>30.216</td><td>33.343</td><td>29.103</td><td>108.2</td><td>45:45.545</td></tr> </table>							1	A	2:48.118	1:48.875	28.547	30.696	59.6	2:48.118	2	A	1:19.901	22.376	27.545	29.980	125.5	4:08.019	3	A	1:18.243	22.046	26.560	29.637	128.1	5:26.262	4	A	1:55.857	22.137	55.203	38.517	86.5	7:22.119	5	A	1:18.605	21.925	26.712	29.968	127.5	8:40.724	6	A	1:18.308	22.022	26.853	29.433	128.0	9:59.032	7	A	1:48.396	32.630	38.047	37.719	92.5	11:47.428	8	A	1:16.411	21.536	26.118	28.757	131.2	13:03.839	9	A	1:36.241	21.201	26.418	48.622	104.2	14:40.080	10	B	2:22.852	1:04.565	38.039	40.248	70.2	17:02.932	11	B	1:16.861	21.314	26.006	29.541	130.4	18:19.793	12	B	1:40.060	29.741	37.418	32.901	100.2	19:59.853	13	B	6:00.379	4:52.237	32.901	35.241	27.8	26:00.232	14	B	1:42.491	21.218	42.653	38.620	97.8	27:42.723	15	B	4:39.267	3:32.872	33.563	32.832	35.9	32:21.990	16	B	1:31.687	21.028	27.232	43.427	109.4	33:53.677	17	A	7:21.844	6:13.607	33.057	35.180	22.7	41:15.521	18	A	1:16.162	21.641	26.048	28.473	131.6	42:31.683	19	A	1:41.200	30.870	33.455	36.875	99.1	44:12.883	20	A	1:32.662	30.216	33.343	29.103	108.2	45:45.545																																
1	A	2:48.118	1:48.875	28.547	30.696	59.6	2:48.118																																																																																																																																																																																																						
2	A	1:19.901	22.376	27.545	29.980	125.5	4:08.019																																																																																																																																																																																																						
3	A	1:18.243	22.046	26.560	29.637	128.1	5:26.262																																																																																																																																																																																																						
4	A	1:55.857	22.137	55.203	38.517	86.5	7:22.119																																																																																																																																																																																																						
5	A	1:18.605	21.925	26.712	29.968	127.5	8:40.724																																																																																																																																																																																																						
6	A	1:18.308	22.022	26.853	29.433	128.0	9:59.032																																																																																																																																																																																																						
7	A	1:48.396	32.630	38.047	37.719	92.5	11:47.428																																																																																																																																																																																																						
8	A	1:16.411	21.536	26.118	28.757	131.2	13:03.839																																																																																																																																																																																																						
9	A	1:36.241	21.201	26.418	48.622	104.2	14:40.080																																																																																																																																																																																																						
10	B	2:22.852	1:04.565	38.039	40.248	70.2	17:02.932																																																																																																																																																																																																						
11	B	1:16.861	21.314	26.006	29.541	130.4	18:19.793																																																																																																																																																																																																						
12	B	1:40.060	29.741	37.418	32.901	100.2	19:59.853																																																																																																																																																																																																						
13	B	6:00.379	4:52.237	32.901	35.241	27.8	26:00.232																																																																																																																																																																																																						
14	B	1:42.491	21.218	42.653	38.620	97.8	27:42.723																																																																																																																																																																																																						
15	B	4:39.267	3:32.872	33.563	32.832	35.9	32:21.990																																																																																																																																																																																																						
16	B	1:31.687	21.028	27.232	43.427	109.4	33:53.677																																																																																																																																																																																																						
17	A	7:21.844	6:13.607	33.057	35.180	22.7	41:15.521																																																																																																																																																																																																						
18	A	1:16.162	21.641	26.048	28.473	131.6	42:31.683																																																																																																																																																																																																						
19	A	1:41.200	30.870	33.455	36.875	99.1	44:12.883																																																																																																																																																																																																						
20	A	1:32.662	30.216	33.343	29.103	108.2	45:45.545																																																																																																																																																																																																						
7 Jérôme D'AMBROSIO BEL DRAGON PENSKE EV-2							<table border="1"> <tr><td>1</td><td>B</td><td>1:42.493</td><td>38.794</td><td>30.753</td><td>32.946</td><td>97.8</td><td>1:42.493</td></tr> <tr><td>2</td><td>B</td><td>1:23.228</td><td>24.015</td><td>28.613</td><td>30.600</td><td>120.5</td><td>3:05.721</td></tr> <tr><td>3</td><td>B</td><td>1:21.430</td><td>23.294</td><td>27.988</td><td>30.148</td><td>123.1</td><td>4:27.151</td></tr> <tr><td>4</td><td>B</td><td>1:30.323</td><td>26.353</td><td>31.609</td><td>32.361</td><td>111.0</td><td>5:57.474</td></tr> </table>							1	B	1:42.493	38.794	30.753	32.946	97.8	1:42.493	2	B	1:23.228	24.015	28.613	30.600	120.5	3:05.721	3	B	1:21.430	23.294	27.988	30.148	123.1	4:27.151	4	B	1:30.323	26.353	31.609	32.361	111.0	5:57.474																																																																																																																																																																
1	B	1:42.493	38.794	30.753	32.946	97.8	1:42.493																																																																																																																																																																																																						
2	B	1:23.228	24.015	28.613	30.600	120.5	3:05.721																																																																																																																																																																																																						
3	B	1:21.430	23.294	27.988	30.148	123.1	4:27.151																																																																																																																																																																																																						
4	B	1:30.323	26.353	31.609	32.361	111.0	5:57.474																																																																																																																																																																																																						
8 Nicolas PROST FRA Renault e.dams Renault Z.E. 17							<table border="1"> <tr><td>1</td><td>B</td><td>1:30.944</td><td>27.139</td><td>30.339</td><td>33.466</td><td>110.2</td><td>1:30.944</td></tr> <tr><td>2</td><td>B</td><td>1:32.772</td><td>29.532</td><td>29.686</td><td>33.554</td><td>108.1</td><td>3:03.716</td></tr> <tr><td>3</td><td>B</td><td>1:17.665</td><td>21.953</td><td>26.760</td><td>28.952</td><td>129.1</td><td>4:21.381</td></tr> <tr><td>4</td><td>B</td><td>1:27.916</td><td>23.896</td><td>29.385</td><td>34.635</td><td>114.0</td><td>5:49.297</td></tr> <tr><td>5</td><td>B</td><td>1:57.909</td><td>42.880</td><td>40.349</td><td>34.680</td><td>85.0</td><td>7:47.206</td></tr> <tr><td>6</td><td>A</td><td>3:41.660</td><td>2:42.861</td><td>28.196</td><td>30.603</td><td>45.2</td><td>11:28.866</td></tr> <tr><td>7</td><td>A</td><td>1:21.812</td><td>23.536</td><td>27.749</td><td>30.527</td><td>122.5</td><td>12:50.678</td></tr> <tr><td>8</td><td>A</td><td>1:20.424</td><td>23.464</td><td>27.283</td><td>29.677</td><td>124.7</td><td>14:11.102</td></tr> <tr><td>9</td><td>A</td><td>1:18.896</td><td>22.836</td><td>26.861</td><td>29.199</td><td>127.1</td><td>15:29.998</td></tr> <tr><td>10</td><td>A</td><td>1:19.691</td><td>22.366</td><td>27.001</td><td>30.324</td><td>125.8</td><td>16:49.689</td></tr> <tr><td>11</td><td>A</td><td>1:18.879</td><td>22.684</td><td>26.809</td><td>29.386</td><td>127.1</td><td>18:08.568</td></tr> <tr><td>12</td><td>A</td><td>1:20.805</td><td>23.382</td><td>27.196</td><td>30.227</td><td>124.1</td><td>19:29.373</td></tr> <tr><td>13</td><td>A</td><td>1:18.799</td><td>22.735</td><td>26.898</td><td>29.166</td><td>127.2</td><td>20:48.172</td></tr> <tr><td>14</td><td>A</td><td>1:19.357</td><td>22.428</td><td>26.932</td><td>29.997</td><td>126.3</td><td>22:07.529</td></tr> <tr><td>15</td><td>A</td><td>1:18.727</td><td>22.382</td><td>27.043</td><td>29.302</td><td>127.4</td><td>23:26.256</td></tr> <tr><td>16</td><td>A</td><td>1:23.505</td><td>22.606</td><td>26.647</td><td>34.252</td><td>120.1</td><td>24:49.761</td></tr> <tr><td>17</td><td>A</td><td>7:42.949</td><td>6:45.444</td><td>27.080</td><td>30.425</td><td>21.7</td><td>32:32.710</td></tr> <tr><td>18</td><td>A</td><td>1:15.725</td><td>21.065</td><td>26.397</td><td>28.263</td><td>132.4</td><td>33:48.435</td></tr> <tr><td>19</td><td>A</td><td>1:28.267</td><td>26.247</td><td>30.480</td><td>31.540</td><td>113.6</td><td>35:16.702</td></tr> <tr><td>20</td><td>A</td><td>1:15.584</td><td>21.102</td><td>26.060</td><td>28.422</td><td>132.6</td><td>36:32.286</td></tr> <tr><td>21</td><td>A</td><td>1:43.243</td><td>23.761</td><td>27.101</td><td>52.381</td><td>97.1</td><td>38:15.529</td></tr> <tr><td>22</td><td>B</td><td>3:44.559</td><td>2:40.832</td><td>30.673</td><td>33.054</td><td>44.6</td><td>42:00.088</td></tr> <tr><td>23</td><td>B</td><td>1:43.363</td><td>29.172</td><td>39.176</td><td>35.015</td><td>97.0</td><td>43:43.451</td></tr> <tr><td>24</td><td>B</td><td>1:27.232</td><td>21.469</td><td>37.002</td><td>28.761</td><td>114.9</td><td>45:10.683</td></tr> </table>							1	B	1:30.944	27.139	30.339	33.466	110.2	1:30.944	2	B	1:32.772	29.532	29.686	33.554	108.1	3:03.716	3	B	1:17.665	21.953	26.760	28.952	129.1	4:21.381	4	B	1:27.916	23.896	29.385	34.635	114.0	5:49.297	5	B	1:57.909	42.880	40.349	34.680	85.0	7:47.206	6	A	3:41.660	2:42.861	28.196	30.603	45.2	11:28.866	7	A	1:21.812	23.536	27.749	30.527	122.5	12:50.678	8	A	1:20.424	23.464	27.283	29.677	124.7	14:11.102	9	A	1:18.896	22.836	26.861	29.199	127.1	15:29.998	10	A	1:19.691	22.366	27.001	30.324	125.8	16:49.689	11	A	1:18.879	22.684	26.809	29.386	127.1	18:08.568	12	A	1:20.805	23.382	27.196	30.227	124.1	19:29.373	13	A	1:18.799	22.735	26.898	29.166	127.2	20:48.172	14	A	1:19.357	22.428	26.932	29.997	126.3	22:07.529	15	A	1:18.727	22.382	27.043	29.302	127.4	23:26.256	16	A	1:23.505	22.606	26.647	34.252	120.1	24:49.761	17	A	7:42.949	6:45.444	27.080	30.425	21.7	32:32.710	18	A	1:15.725	21.065	26.397	28.263	132.4	33:48.435	19	A	1:28.267	26.247	30.480	31.540	113.6	35:16.702	20	A	1:15.584	21.102	26.060	28.422	132.6	36:32.286	21	A	1:43.243	23.761	27.101	52.381	97.1	38:15.529	22	B	3:44.559	2:40.832	30.673	33.054	44.6	42:00.088	23	B	1:43.363	29.172	39.176	35.015	97.0	43:43.451	24	B	1:27.232	21.469	37.002	28.761	114.9	45:10.683
1	B	1:30.944	27.139	30.339	33.466	110.2	1:30.944																																																																																																																																																																																																						
2	B	1:32.772	29.532	29.686	33.554	108.1	3:03.716																																																																																																																																																																																																						
3	B	1:17.665	21.953	26.760	28.952	129.1	4:21.381																																																																																																																																																																																																						
4	B	1:27.916	23.896	29.385	34.635	114.0	5:49.297																																																																																																																																																																																																						
5	B	1:57.909	42.880	40.349	34.680	85.0	7:47.206																																																																																																																																																																																																						
6	A	3:41.660	2:42.861	28.196	30.603	45.2	11:28.866																																																																																																																																																																																																						
7	A	1:21.812	23.536	27.749	30.527	122.5	12:50.678																																																																																																																																																																																																						
8	A	1:20.424	23.464	27.283	29.677	124.7	14:11.102																																																																																																																																																																																																						
9	A	1:18.896	22.836	26.861	29.199	127.1	15:29.998																																																																																																																																																																																																						
10	A	1:19.691	22.366	27.001	30.324	125.8	16:49.689																																																																																																																																																																																																						
11	A	1:18.879	22.684	26.809	29.386	127.1	18:08.568																																																																																																																																																																																																						
12	A	1:20.805	23.382	27.196	30.227	124.1	19:29.373																																																																																																																																																																																																						
13	A	1:18.799	22.735	26.898	29.166	127.2	20:48.172																																																																																																																																																																																																						
14	A	1:19.357	22.428	26.932	29.997	126.3	22:07.529																																																																																																																																																																																																						
15	A	1:18.727	22.382	27.043	29.302	127.4	23:26.256																																																																																																																																																																																																						
16	A	1:23.505	22.606	26.647	34.252	120.1	24:49.761																																																																																																																																																																																																						
17	A	7:42.949	6:45.444	27.080	30.425	21.7	32:32.710																																																																																																																																																																																																						
18	A	1:15.725	21.065	26.397	28.263	132.4	33:48.435																																																																																																																																																																																																						
19	A	1:28.267	26.247	30.480	31.540	113.6	35:16.702																																																																																																																																																																																																						
20	A	1:15.584	21.102	26.060	28.422	132.6	36:32.286																																																																																																																																																																																																						
21	A	1:43.243	23.761	27.101	52.381	97.1	38:15.529																																																																																																																																																																																																						
22	B	3:44.559	2:40.832	30.673	33.054	44.6	42:00.088																																																																																																																																																																																																						
23	B	1:43.363	29.172	39.176	35.015	97.0	43:43.451																																																																																																																																																																																																						
24	B	1:27.232	21.469	37.002	28.761	114.9	45:10.683																																																																																																																																																																																																						
9 Sébastien BUEMI CHE Renault e.dams Renault Z.E. 17							<table border="1"> <tr><td>1</td><td>B</td><td>1:29.052</td><td>25.937</td><td>30.430</td><td>32.685</td><td>112.6</td><td>1:29.052</td></tr> <tr><td>2</td><td>B</td><td>1:29.823</td><td>25.566</td><td>31.755</td><td>32.502</td><td>111.6</td><td>2:58.875</td></tr> <tr><td>3</td><td>B</td><td>1:16.008</td><td>21.441</td><td>26.237</td><td>28.330</td><td>131.9</td><td>4:14.883</td></tr> <tr><td>4</td><td>B</td><td>2:00.197</td><td>33.110</td><td>42.826</td><td>44.261</td><td>83.4</td><td>6:15.080</td></tr> <tr><td>5</td><td>B</td><td>1:53.968</td><td>50.479</td><td>29.772</td><td>33.717</td><td>88.0</td><td>8:09.048</td></tr> <tr><td>6</td><td>A</td><td>4:15.046</td><td>3:17.090</td><td>27.664</td><td>30.292</td><td>39.3</td><td>12:24.094</td></tr> <tr><td>7</td><td>A</td><td>1:18.242</td><td>22.081</td><td>26.944</td><td>29.217</td><td>128.1</td><td>13:42.336</td></tr> </table>							1	B	1:29.052	25.937	30.430	32.685	112.6	1:29.052	2	B	1:29.823	25.566	31.755	32.502	111.6	2:58.875	3	B	1:16.008	21.441	26.237	28.330	131.9	4:14.883	4	B	2:00.197	33.110	42.826	44.261	83.4	6:15.080	5	B	1:53.968	50.479	29.772	33.717	88.0	8:09.048	6	A	4:15.046	3:17.090	27.664	30.292	39.3	12:24.094	7	A	1:18.242	22.081	26.944	29.217	128.1	13:42.336																																																																																																																																								
1	B	1:29.052	25.937	30.430	32.685	112.6	1:29.052																																																																																																																																																																																																						
2	B	1:29.823	25.566	31.755	32.502	111.6	2:58.875																																																																																																																																																																																																						
3	B	1:16.008	21.441	26.237	28.330	131.9	4:14.883																																																																																																																																																																																																						
4	B	2:00.197	33.110	42.826	44.261	83.4	6:15.080																																																																																																																																																																																																						
5	B	1:53.968	50.479	29.772	33.717	88.0	8:09.048																																																																																																																																																																																																						
6	A	4:15.046	3:17.090	27.664	30.292	39.3	12:24.094																																																																																																																																																																																																						
7	A	1:18.242	22.081	26.944	29.217	128.1	13:42.336																																																																																																																																																																																																						



FIA FORMULA E
CHAMPIONSHIP
2017-18

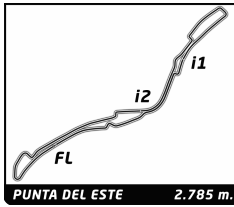


ABB FIA Formula E Championship

Round 6 - Punta del Este ePrix

Non Qualifying Practice 1

Analysis

Official Timekeeper TAG Heuer

Lap	Time	Sector 1	Sector 2	Sector 3	Kph	Elapsed	Lap	Time	Sector 1	Sector 2	Sector 3	Kph	Elapsed
8	A 1:24.798	22.003	26.723	36.072	118.2	15:07.134	10	A 1:18.012	21.762	26.581	29.669	128.5	19:04.627
9	A 1:19.657	23.022	27.214	29.421	125.9	16:26.791	11	A 1:16.685	21.916	26.272	28.497	130.7	20:21.312
10	A 1:18.463	22.101	27.066	29.296	127.8	17:45.254	12	A 2:03.504	23.859	50.654	48.991	81.2	22:24.816
11	A 1:20.642	22.385	27.070	31.187	124.3	19:05.896	13	A 1:41.758	29.184	38.749	33.825	98.5	24:06.574
12	A 1:18.541	22.203	26.996	29.342	127.7	20:24.437	14	A 1:16.323	21.355	26.580	28.388	131.4	25:22.897
13	A 1:18.406	22.120	26.987	29.299	127.9	21:42.843	15	A 1:39.749	23.220	35.161	41.368	100.5	27:02.646
14	A 1:18.534	22.141	27.194	29.199	127.7	23:01.377	16	A 1:38.038	23.187	36.656	38.195	102.3	28:40.684
15	A 1:19.053	22.458	27.120	29.475	126.8	24:20.430	17	A 1:19.464	21.685	27.015	30.764	126.2	30:00.148
16	A 1:23.190B	22.194	27.127	33.869	120.5	25:43.620	18	A 1:16.190	21.590	26.216	28.384	131.6	31:16.338
17	B 4:35.116B	3:11.022	34.525	49.569	36.4	30:18.736	19	A 1:26.532B	24.224	28.470	33.838	115.9	32:42.870
18	B 5:05.553	4:03.153	30.067	32.333	32.8	35:24.289	20	B 5:23.894	4:08.899	38.424	36.571	31.0	38:06.764
19	B 1:14.916	21.049	25.845	28.022	133.8	36:39.205	21	B 1:16.004	21.256	26.428	28.320	131.9	39:22.768
20	B 1:42.730	29.478	34.475	38.777	97.6	38:21.935	22	B 1:15.977	21.421	26.006	28.550	132.0	40:38.745
21	B 1:14.536	20.935	25.771	27.830	134.5	39:36.471	23	B 1:51.892	32.178	46.155	33.559	89.6	42:30.637
22	B 1:27.859B	24.448	29.003	34.408	114.1	41:04.330	24	B 1:16.323	21.694	26.257	28.372	131.4	43:46.960
23	A 3:51.693	2:49.770	28.657	33.266	43.3	44:56.023	25	B 1:15.635	21.388	26.099	28.148	132.6	45:02.595
24	A 1:21.377	24.605	26.033	30.739	123.2	46:17.400							

16	Oliver TURVEY	GBR				
	NIO Formula E Team	NextEV NIO Sport 003				
1	A 3:55.279	2:51.178	30.961	33.140	42.6	3:55.279
2	A 1:20.378	22.342	27.531	30.505	124.7	5:15.657
3	A 1:57.516	21.696	38.982	56.838	85.3	7:13.173
4	A 1:16.824	21.205	26.392	29.227	130.5	8:29.997
5	A 1:19.122	21.441	27.049	30.632	126.7	9:49.119
6	A 1:16.855	21.502	26.479	28.874	130.5	11:05.974
7	A 1:40.219	28.178	33.128	38.913	100.0	12:46.193
8	A 1:15.928	21.198	26.268	28.462	132.0	14:02.121
9	A 1:16.793	21.530	26.494	28.769	130.6	15:18.914
10	A 1:24.853	24.455	29.017	31.381	118.2	16:43.767
11	A 1:20.064	22.865	27.479	29.720	125.2	18:03.831
12	A 1:20.766	23.483	27.629	29.654	124.1	19:24.597
13	A 1:19.308	22.297	27.322	29.689	126.4	20:43.905
14	A 1:23.345B	22.360	27.311	33.674	120.3	22:07.250
15	B 9:36.091	8:33.188	29.572	33.331	17.4	31:43.341
16	B 1:25.853	25.000	29.999	30.854	116.8	33:09.194
17	B 1:20.517	21.129	26.086	33.302	124.5	34:29.711
18	B 1:15.357	20.991	25.902	28.464	133.0	35:45.068
19	B 1:27.202	24.752	29.699	32.751	115.0	37:12.270
20	B 1:19.724	22.676	27.578	29.470	125.8	38:31.994
21	B 1:18.399	22.358	26.996	29.045	127.9	39:50.393
22	B 1:33.723	23.850	32.172	37.701	107.0	41:24.116
23	B 1:35.894	34.639	29.884	31.371	104.6	43:00.010
24	B 1:16.038	20.997	26.224	28.817	131.9	44:16.048
25	B 1:16.672	21.217	27.072	28.383	130.8	45:32.720

18	André LOTTERER	DEU				
	TECHEETAH	Renault Z.E. 17				
1	B 2:06.938	1:05.412	29.530	31.996	79.0	2:06.938
2	B 1:22.743	23.332	28.197	31.214	121.2	3:29.681
3	B 1:21.294	22.928	27.867	30.499	123.3	4:50.975
4	B 1:32.404	22.717	27.481	42.206	108.5	6:23.379
5	B 1:39.593	43.561	26.558	29.474	100.7	8:02.972
6	B 1:17.916	21.746	26.880	29.290	128.7	9:20.888
7	B 1:23.690B	22.169	27.524	33.997	119.8	10:44.578
8	A 5:44.842	4:45.161	29.493	30.188	29.1	16:29.420
9	A 1:17.195	21.883	26.407	28.905	129.9	17:46.615

19	Felix ROSENQVIST	SWE				
	Mahindra Racing	Mahindra M4Electro				
1	A 1:38.955	31.598	30.539	36.818	101.3	1:38.955
2	A 1:23.136	22.280	26.767	34.089	120.6	3:02.091
3	A 1:17.146	21.569	26.468	29.109	130.0	4:19.237
4	A 1:18.310	21.913	26.968	29.429	128.0	5:37.547
5	A 1:54.587	22.750	1:00.823	31.014	87.5	7:32.134
6	A 1:20.878	22.757	27.634	30.487	124.0	8:53.012
7	A 1:20.023	22.628	27.055	30.340	125.3	10:13.035
8	A 1:21.347	22.426	28.457	30.464	123.2	11:34.382
9	A 1:20.112	22.608	27.093	30.411	125.1	12:54.494
10	A 1:21.611	22.858	27.871	30.882	122.9	14:16.105
11	A 1:21.997	23.286	27.900	30.811	122.3	15:38.102
12	A 1:28.903	22.975	34.315	31.613	112.8	17:07.005
13	A 1:21.616	23.257	27.725	30.634	122.8	18:28.621
14	A 1:21.262	23.614	27.501	30.147	123.4	19:49.883
15	A 1:21.839	23.528	27.494	30.817	122.5	21:11.722
16	A 1:22.924	23.087	27.733	32.104	120.9	22:34.646
17	A 1:19.947	23.035	26.947	29.965	125.4	23:54.593
18	A 1:20.849	23.730	27.002	30.117	124.0	25:15.442
19	A 1:48.573B	29.580	38.748	40.245	92.3	27:04.015
20	B 4:46.367	3:42.928	32.005	31.434	35.0	31:50.382
21	B 1:21.592	24.297	27.196	30.099	122.9	33:11.974
22	B 1:21.861	21.443	25.909	34.509	122.5	34:33.835
23	B 1:16.396	21.439	26.314	28.643	131.2	35:50.231
24	B 1:54.901B	26.215	30.172	58.514	87.3	37:45.132
25	B 2:46.160	1:40.488	34.011	31.661	60.3	40:31.292
26	B 1:25.040	22.014	32.845	30.181	117.9	41:56.332
27	B 1:40.510	21.081	49.160	30.269	99.8	43:36.842
28	B 1:16.369	20.994	26.128	29.247	131.3	44:53.211
29	B 1:16.851	21.345	26.732	28.774	130.5	46:10.062

20	Mitch EVANS	NZL				
	Panasonic Jaguar Racing	Jaguar I-Type II				
1	A 3:40.954	2:17.356	35.184	48.414	45.4	3:40.954
2	A 1:21.614	22.091	26.294	33.229	122.8	5:02.568
3	A 1:45.503	21.324	25.992	58.187	95.0	6:48.071
4	A 1:34.134	30.677	28.400	35.057	106.5	8:22.205
5	A 1:16.220	21.358	26.112	28.750	131.5	9:38.425
6	A 1:26.711	26.683	28.399	31.629	115.6	11:05.136



FIA FORMULA E
CHAMPIONSHIP
2017-18

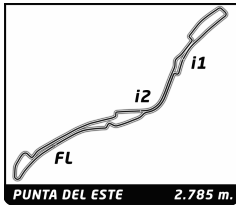


ABB FIA Formula E Championship

Round 6 - Punta del Este ePrix

Non Qualifying Practice 1

Analysis

Official Timekeeper TAG Heuer

Lap	Time	Sector 1	Sector 2	Sector 3	Kph	Elapsed
7	A 1:21.117	22.565	27.555	30.997	123.6	12:26.253
8	A 1:19.504	22.660	27.265	29.579	126.1	13:45.757
9	A 1:18.882	22.470	26.807	29.605	127.1	15:04.639
10	A 1:43.466	27.833	36.119	39.514	96.9	16:48.105
11	A 1:19.688	21.261	25.958	32.469	125.8	18:07.793
12	A 1:22.208 B	22.607	26.073	33.528	122.0	19:30.001
13	B 7:45.416	6:36.572	34.610	34.234	21.5	27:15.417
14	B 1:15.975	21.285	25.987	28.703	132.0	28:31.392
15	B 1:34.083	25.331	30.465	38.287	106.6	30:05.475
16	B 8:21.561 B	21.158	26.168	7:34.235	20.0	38:27.036
17	A 5:01.059	3:48.701	35.454	36.904	33.3	43:28.095
18	A 1:14.879	20.924	25.689	28.266	133.9	44:42.974
19	A 1:37.163 B	23.726	30.734	42.703	103.2	46:20.137

■ 200KW ■ Personal Best ■ Session Best **B** Crossing the finish line in pit lane

Lap	Time	Sector 1	Sector 2	Sector 3	Kph	Elapsed
1	B 2:46.624	1:46.028	28.549	32.047	60.2	2:46.624
2	B 1:17.318	21.637	26.501	29.180	129.7	4:03.942
3	B 1:20.326	21.362	26.870	32.094	124.8	5:24.268
4	B 1:59.858 B	21.361	48.648	49.849	83.6	7:24.126
5	A 9:34.957	8:33.087	28.580	33.290	17.4	16:59.083
6	A 1:20.209	22.768	27.092	30.349	125.0	18:19.292
7	A 1:20.262	22.327	27.684	30.251	124.9	19:39.554
8	A 1:18.739	22.094	26.792	29.853	127.3	20:58.293
9	A 1:19.945	21.985	27.241	30.719	125.4	22:18.238
10	A 1:19.108	22.184	27.303	29.621	126.7	23:37.346
11	A 1:18.545	21.956	26.609	29.980	127.6	24:55.891
12	A 1:33.699	27.634	31.626	34.439	107.0	26:29.590
13	A 1:24.592	21.924	29.906	32.762	118.5	27:54.182
14	A 1:16.648	21.430	26.275	28.943	130.8	29:10.830
15	A 1:16.456	21.397	26.206	28.853	131.1	30:27.286
16	A 1:40.011 B	25.441	32.738	41.832	100.2	32:07.297
17	B 7:04.478	6:02.136	27.842	34.500	23.6	39:11.775
18	B 1:30.272	21.451	32.704	36.117	111.1	40:42.047
19	B 1:23.329	21.896	29.323	32.110	120.3	42:05.376
20	B 1:16.274	21.293	26.253	28.728	131.4	43:21.650
21	B 1:15.876	21.226	26.174	28.476	132.1	44:37.526
22	B 1:17.017	21.341	26.303	29.373	130.2	45:54.543

Lap	Time	Sector 1	Sector 2	Sector 3	Kph	Elapsed
1	A 1:45.729	43.460	29.687	32.582	94.8	1:45.729
2	A 1:20.868	23.056	27.649	30.163	124.0	3:06.597
3	A 1:19.562	22.719	26.985	29.858	126.0	4:26.159
4	A 1:18.803	22.553	26.751	29.499	127.2	5:44.962
5	A 1:55.694	36.341	47.160	32.193	86.7	7:40.656
6	A 1:18.575	22.406	26.676	29.493	127.6	8:59.231
7	A 1:24.953	23.475	29.746	31.732	118.0	10:24.184
8	A 1:16.653	21.421	26.370	28.862	130.8	11:40.837
9	A 1:24.102 B	21.433	26.925	35.744	119.2	13:04.939
10	A 3:18.579	2:16.930	28.773	32.876	50.5	16:23.518
11	A 1:18.529	22.359	26.746	29.424	127.7	17:42.047
12	A 1:31.883	22.241	28.847	40.795	109.1	19:13.930
13	A 1:28.398	21.331	34.754	32.313	113.4	20:42.328
14	A 1:16.195	21.333	26.640	28.222	131.6	21:58.523
15	A 1:24.500 B	22.454	27.547	34.499	118.7	23:23.023
16	B 2:20.238	1:05.347	36.643	38.248	71.5	25:43.261

Lap	Time	Sector 1	Sector 2	Sector 3	Kph	Elapsed
17	B 1:15.098	21.043	25.958	28.097	133.5	26:58.359
18	B 1:50.591	27.830	34.253	48.508	90.7	28:48.950
19	B 1:31.620 B	21.013	26.015	44.592	109.4	30:20.570
20	B 6:47.692	5:45.566	28.917	33.209	24.6	37:08.262
21	B 1:17.923	21.082	26.858	29.983	128.7	38:26.185
22	B 1:15.163	21.139	26.057	27.967	133.4	39:41.348
23	B 1:21.231	23.253	27.572	30.406	123.4	41:02.579
24	B 1:18.565	22.346	26.862	29.357	127.6	42:21.144
25	B 1:18.025	22.020	26.767	29.238	128.5	43:39.169
26	B 1:18.108	22.230	26.712	29.166	128.4	44:57.277
27	B 1:17.903	21.989	26.726	29.188	128.7	46:15.180

Lap	Time	Sector 1	Sector 2	Sector 3	Kph	Elapsed
1	B 3:08.381	1:53.293	36.575	38.513	53.2	3:08.381
2	B 1:32.238	26.505	30.687	35.046	108.7	4:40.619
3	B 1:18.198	22.267	26.575	29.356	128.2	5:58.817
4	B 2:16.169	53.704	39.005	43.460	73.6	8:14.986
5	B 1:27.000	21.642	26.962	38.396	115.2	9:41.986
6	B 1:16.781	21.423	26.484	28.874	130.6	10:58.767
7	B 1:37.219	26.326	35.870	35.023	103.1	12:35.986
8	B 1:16.216	21.255	26.222	28.739	131.5	13:52.202
9	B 1:25.975 B	26.016	26.873	33.086	116.6	15:18.177
10	A 8:35.608	7:36.411	28.340	30.857	19.4	23:53.785
11	A 1:22.427	25.721	27.084	29.622	121.6	25:16.212
12	A 1:19.705	23.425	26.767	29.513	125.8	26:35.917
13	A 1:19.649	23.326	26.895	29.428	125.9	27:55.566
14	A 1:19.364	22.530	27.184	29.650	126.3	29:14.930
15	A 1:19.345	22.314	27.542	29.489	126.4	30:34.275
16	A 1:20.198	22.849	27.176	30.173	125.0	31:54.473
17	A 1:20.078	22.565	27.068	30.445	125.2	33:14.551
18	A 1:37.788 B	22.480	27.062	48.246	102.5	34:52.339
19	B 6:34.353	5:20.940	36.384	37.029	25.4	41:26.692
20	B 1:37.689	26.908	33.987	36.794	102.6	43:04.381
21	B 1:23.937	21.298	29.696	32.943	119.4	44:28.318
22	B 1:25.023 B	21.046	28.483	35.494	117.9	45:53.341

Lap	Time	Sector 1	Sector 2	Sector 3	Kph	Elapsed
1	A 1:44.305	36.378	33.170	34.757	96.1	1:44.305
2	A 1:19.923	22.682	27.243	29.998	125.4	3:04.228
3	A 1:28.207	22.104	33.012	33.091	113.7	4:32.435
4	A 1:18.031	21.884	26.984	29.163	128.5	5:50.466
5	A 1:57.107	42.268	42.109	32.730	85.6	7:47.573
6	A 1:17.793	21.801	26.925	29.067	128.9	9:05.366
7	A 1:27.004 B	21.930	28.695	36.379	115.2	10:32.370
8	B 3:44.660	2:43.938	29.494	31.228	44.6	14:17.030
9	B 1:23.423	24.192	28.640	30.591	120.2	15:40.453
10	B 1:24.526	24.292	29.171	31.063	118.6	17:04.979
11	B 1:22.562	24.434	27.838	30.290	121.4	18:27.541
12	B 1:26.461 B	23.628	27.601	35.232	116.0	19:54.002
13	B 5:44.225	4:44.384	29.544	30.297	29.1	25:38.227
14	B 1:38.363	23.899	40.435	34.029	101.9	27:16.590
15	B 1:35.915	29.890	32.630	33.395	104.5	28:52.505
16	B 1:17.256	21.776	26.639	28.841	129.8	30:09.761
17	B 1:46.831	29.006	42.207	35.618	93.8	31:56.592
18	B 1:16.728	21.445	26.475	28.808	130.7	33:13.320



FIA FORMULA E
CHAMPIONSHIP
2017-18

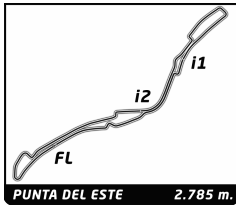


ABB FIA Formula E Championship

Round 6 - Punta del Este ePrix

Non Qualifying Practice 1

Analysis

Official Timekeeper TAG Heuer

Lap	Time	Sector 1	Sector 2	Sector 3	Kph	Elapsed
19	B 1:35.802	B 22.456	26.666	46.680	104.7	34:49.122
20	A 3:40.255	2:33.695	32.857	33.703	45.5	38:29.377
21	A 1:31.626	27.001	31.899	32.726	109.4	40:01.003
22	A 1:16.132	21.396	26.224	28.512	131.7	41:17.135
23	A 1:33.745	25.820	34.142	33.783	106.9	42:50.880
24	A 1:16.898	21.442	26.244	29.212	130.4	44:07.778
25	A 1:29.319	28.076	30.396	30.847	112.2	45:37.097

Lap	Time	Sector 1	Sector 2	Sector 3	Kph	Elapsed
1	A 2:16.149	1:12.374	29.376	34.399	73.6	2:16.149
2	A 1:20.364	22.825	27.365	30.174	124.8	3:36.513
3	A 1:19.863	22.962	27.032	29.869	125.5	4:56.376
4	A 1:38.571	23.056	26.954	48.561	101.7	6:34.947
5	A 1:38.021	38.623	28.309	31.089	102.3	8:12.968
6	A 1:19.710	22.896	26.988	29.826	125.8	9:32.678
7	A 1:19.382	22.954	26.826	29.602	126.3	10:52.060
8	A 1:18.691	22.632	26.760	29.299	127.4	12:10.751
9	A 1:24.883	B 22.862	26.920	35.101	118.1	13:35.634
10	B 6:06.242	4:55.611	35.398	35.233	27.4	19:41.876
11	B 1:33.127	27.246	31.054	34.827	107.7	21:15.003
12	B 1:17.283	21.551	26.396	29.336	129.7	22:32.286
13	B 1:28.236	25.161	31.820	31.255	113.6	24:00.522
14	B 1:17.098	21.456	26.638	29.004	130.0	25:17.620
15	B 1:27.459	26.401	30.603	30.455	114.6	26:45.079
16	B 1:15.860	21.262	26.127	28.471	132.2	28:00.939
17	B 1:27.723	B 22.987	27.726	37.010	114.3	29:28.662
18	A 7:49.114	6:44.037	32.074	33.003	21.4	37:17.776
19	A 1:29.508	25.897	31.031	32.580	112.0	38:47.284
20	A 1:15.036	21.112	25.953	27.971	133.6	40:02.320
21	A 1:30.222	25.074	30.979	34.169	111.1	41:32.542
22	A 1:15.666	21.289	26.057	28.320	132.5	42:48.208
23	A 1:31.353	26.909	31.536	32.908	109.8	44:19.561
24	A 1:23.161	23.690	31.158	28.313	120.6	45:42.722

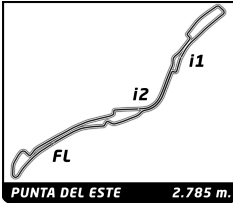
Lap	Time	Sector 1	Sector 2	Sector 3	Kph	Elapsed
1	B 1:32.930	28.523	30.427	33.980	107.9	1:32.930
2	B 1:19.944	22.654	27.678	29.612	125.4	2:52.874
3	B 1:16.956	21.756	26.618	28.582	130.3	4:09.830
4	B 1:24.537	21.977	26.705	35.855	118.6	5:34.367
5	B 1:54.807	22.273	1:00.162	32.372	87.3	7:29.174
6	B 1:16.115	21.244	26.394	28.477	131.7	8:45.289
7	B 1:23.328	B 21.672	27.776	33.880	120.3	10:08.617
8	A 5:44.231	4:34.884	32.957	36.390	29.1	15:52.848
9	A 1:31.061	24.158	30.916	35.987	110.1	17:23.909
10	A 1:15.950	21.149	26.376	28.425	132.0	18:39.859
11	A 1:20.397	21.302	26.560	32.535	124.7	20:00.256
12	A 1:15.865	21.217	26.205	28.443	132.2	21:16.121
13	A 1:26.154	B 22.806	29.071	34.277	116.4	22:42.275
14	B 6:14.801	5:14.928	27.338	32.535	26.8	28:57.076
15	B 1:17.590	21.798	26.811	28.981	129.2	30:14.666
16	B 1:19.113	22.265	26.737	30.111	126.7	31:33.779
17	B 1:17.179	21.824	26.553	28.802	129.9	32:50.958
18	B 1:50.522	22.296	26.939	1:01.287	90.7	34:41.480
19	B 1:18.508	22.455	26.815	29.238	127.7	35:59.988
20	B 1:47.603	B 26.783	27.317	53.503	93.2	37:47.591

Lap	Time	Sector 1	Sector 2	Sector 3	Kph	Elapsed
21	A 4:26.105	3:20.384	31.037	34.684	37.7	42:13.696
22	A 1:15.513	21.098	26.155	28.260	132.8	43:29.209
23	A 1:21.369	23.128	27.477	30.764	123.2	44:50.578
24	A 1:16.899	21.655	26.644	28.600	130.4	46:07.477

Lap	Time	Sector 1	Sector 2	Sector 3	Kph	Elapsed
1	A 3:46.375	2:38.302	34.508	33.565	44.3	3:46.375
2	A 1:17.537	21.936	26.435	29.166	129.3	5:03.912
3	A 1:49.110	21.486	27.572	1:00.052	91.9	6:53.022
4	A 1:33.155	27.238	29.687	36.230	107.6	8:26.177
5	A 1:17.310	21.625	26.355	29.330	129.7	9:43.487
6	A 1:34.349	23.876	32.082	38.391	106.3	11:17.836
7	A 1:23.424	21.532	29.205	32.687	120.2	12:41.260
8	A 1:17.323	21.499	26.495	29.329	129.7	13:58.583
9	A 1:28.665	21.716	34.733	32.216	113.1	15:27.248
10	A 1:23.702	23.553	28.072	32.077	119.8	16:50.950
11	A 1:21.831	23.283	27.868	30.680	122.5	18:12.781
12	A 1:20.850	22.720	27.609	30.521	124.0	19:33.631
13	A 1:20.460	22.820	27.263	30.377	124.6	20:54.091
14	A 1:31.056	B 23.029	27.872	40.155	110.1	22:25.147
15	B 9:48.724	8:42.706	29.476	36.542	17.0	32:13.871
16	B 1:25.160	21.626	26.528	37.006	117.7	33:39.031
17	B 1:16.570	21.180	26.139	29.251	130.9	34:55.601
18	B 1:26.334	27.132	28.325	30.877	116.1	36:21.935
19	B 1:21.071	23.247	27.519	30.305	123.7	37:43.006
20	B 1:20.302	22.967	27.259	30.076	124.9	39:03.308
21	B 1:24.713	22.827	28.968	32.918	118.4	40:28.021
22	B 1:20.158	21.838	26.324	31.996	125.1	41:48.179
23	B 1:17.352	21.452	26.503	29.397	129.6	43:05.531
24	B 1:37.019	22.597	34.176	40.246	103.3	44:42.550
25	B 1:16.880	21.444	26.338	29.098	130.4	45:59.430

68 Luca FILIPPI ITA
NIO Formula E Team NextEV NIO Sport 003

66 Daniel ABT DEU
Audi Sport ABT Schaeffler Audi e-tron FE04



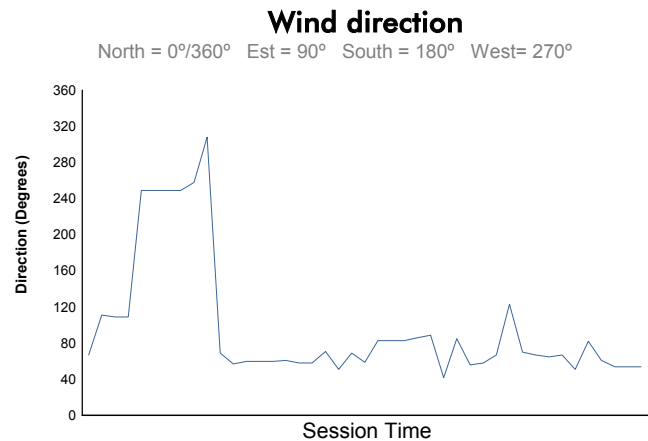
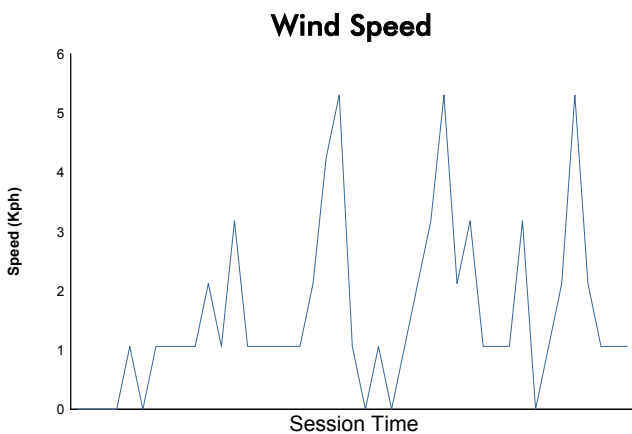
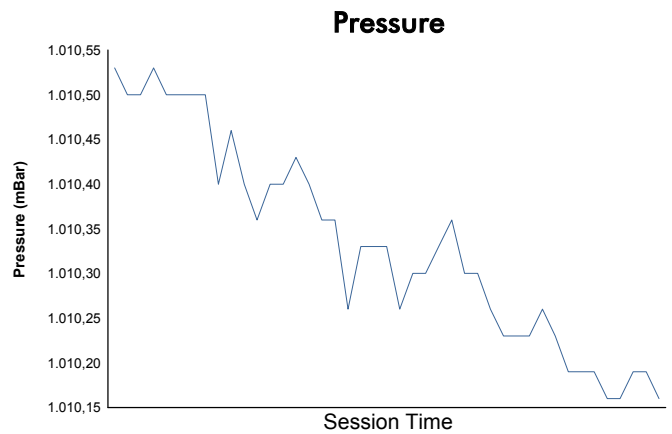
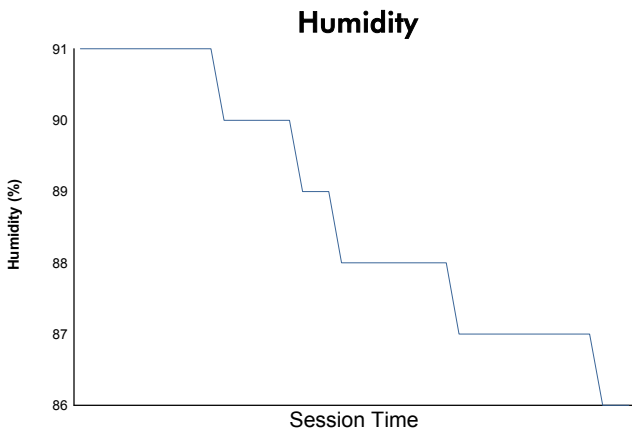
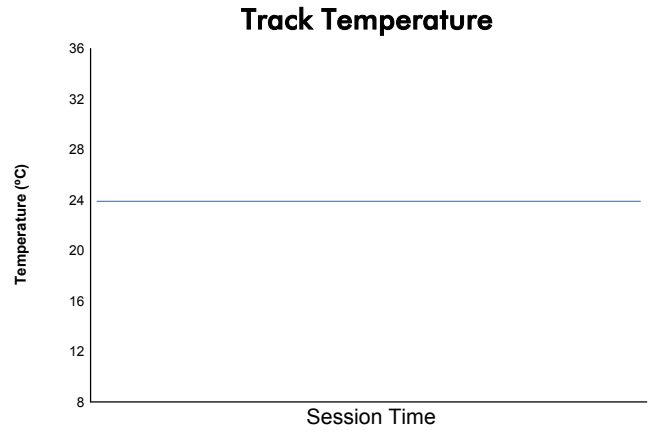
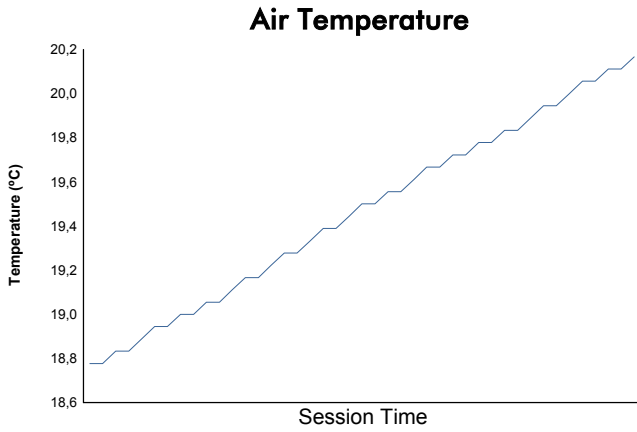
Round 6 - Punta del Este ePrix

ABB FIA Formula E Championship

Non Qualifying Practice 1

Weather Report

Official Timekeeper 



Track Status: **DRY**



FIA FORMULA E
CHAMPIONSHIP
2017-18

Doc No.

Date:

Time:

ABB FIA FORMULA E CHAMPIONSHIP

Round 6 - Punta del Este ePrix - Non Qualifying Practice 2

CLASSIFICATION

Official Timekeeper: TAG Heuer

POS	NO	DRIVER	NAT	TEAM	CAR	TIME	LAP	TOTAL	GAP	KPH
1	1	Lucas DI GRASSI	BRA	Audi Sport ABT Schaeffler	Audi e-tron FE04	1:13.672	7	13	-	136.1
2	2	Sam BIRD	GBR	DS Virgin Racing	DS Virgin DSV-03	1:14.080	10	14	+0.408	135.3
3	20	Mitch EVANS	NZL	Panasonic Jaguar Racing	Jaguar I-Type II	1:14.135	10	14	+0.463	135.2
4	16	Oliver TURVEY	GBR	NIO Formula E Team	NextEV NIO Sport 003	1:14.267	10	13	+0.595	135.0
5	8	Nicolas PROST	FRA	Renault e.dams	Renault Z.E. 17	1:14.270	10	12	+0.598	135.0
6	25	Jean-Eric VERGNE	FRA	TECHEETAH	Renault Z.E. 17	1:14.400	2	9	+0.728	134.8
7	4	Edoardo MORTARA	CHE	Venturi Formula E Team	Venturi VM200-FE-03	1:14.408	14	15	+0.736	134.7
8	23	Nick HEIDFELD	DEU	Mahindra Racing	Mahindra M4Electro	1:14.504	10	12	+0.832	134.6
9	27	Tom BLOMQVIST	GBR	Andretti Formula E	Andretti ATEC-03	1:14.536	8	13	+0.864	134.5
10	36	Alex LYNN	GBR	DS Virgin Racing	DS Virgin DSV-03	1:14.602	3	14	+0.930	134.4
11	9	Sébastien BUEMI	CHE	Renault e.dams	Renault Z.E. 17	1:14.679	11	11	+1.007	134.3
12	28	Antonio Felix DA COSTA	PRT	Andretti Formula E	Andretti ATEC-03	1:14.868	7	10	+1.196	133.9
13	68	Luca FILIPPI	ITA	NIO Formula E Team	NextEV NIO Sport 003	1:15.042	10	13	+1.370	133.6
14	7	Jérôme D'AMBROSIO	BEL	DRAGON	PENSKE EV-2	1:15.070	3	11	+1.398	133.6
15	5	Maro ENGEL	DEU	Venturi Formula E Team	Venturi VM200-FE-03	1:15.071	3	17	+1.399	133.6
16	3	Nelson PIQUET	BRA	Panasonic Jaguar Racing	Jaguar I-Type II	1:15.170	3	13	+1.498	133.4
17	66	Daniel ABT	DEU	Audi Sport ABT Schaeffler	Audi e-tron FE04	1:15.624	9	13	+1.952	132.6
18	18	André LOTTERER	DEU	TECHEETAH	Renault Z.E. 17	1:15.700	9	10	+2.028	132.4
19	6	José Maria LOPEZ	ARG	DRAGON	PENSKE EV-2	1:15.712	11	12	+2.040	132.4
20	19	Felix ROSENQVIST	SWE	Mahindra Racing	Mahindra M4Electro	1:15.859	3	14	+2.187	132.2

FASTEST LAP

1	L. DI GRASSI	BRA	Audi Sport ABT Schaeffler	Audi e-tron FE04	1:13.672 on Lap 7	136.1 Kph
---	--------------	-----	---------------------------	------------------	-------------------	-----------

Race Director

Timekeeper

Series Partners:

Title Partner Global Partner Technical Partner Official Partners



Julius Bär



Qualcomm



No part of these results/data may be reproduced, stored in a retrieval system or transmitted in any form or by any means electronic, mechanical, photocopying, recording, broadcasting or otherwise without prior permission of the copyright holder except for reproduction in local/national/international daily press and regular printed publications on sale to the public within 90 days of the event to which the results/data relate and provided that the copyright symbol appears together with the name of the copyright holder.

The FÉDÉRATION INTERNATIONALE DE L'AUTOMOBILE logo, FÉDÉRATION INTERNATIONALE DE L'AUTOMOBILE, FIA logo, FIA, FIA FORMULA-E CHAMPIONSHIP, FIA FORMULA-E CHAMPIONSHIP logo and related marks are protected trademarks of the Fédération Internationale de l'Automobile (FIA), Chemin de Blandonnet 2, 1214 Vernier, Switzerland.

©2017, Fédération Internationale de l'Automobile (FIA)



FIA FORMULA E
CHAMPIONSHIP
2017-18

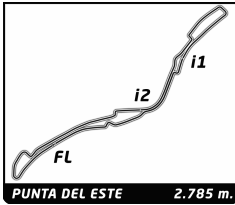


ABB FIA Formula E Championship
Round 6 - Punta del Este ePrix
Non Qualifying Practice 2

Best Sector Times

Official Timekeeper TAG Heuer

SECTOR 1			SECTOR 2		SECTOR 3						
Pos	Driver	Time	Driver	Time	Driver	Time	Pos	Driver	Ideal Lap	Best Lap	
1	19 F.ROSENQVIST	20.635	1 L.DI GRASSI	25.344	1 L.DI GRASSI	27.541	1	1 L.DI GRASSI	1:13.672	1:13.672	(1)
2	16 O.TURVEY	20.638	20 M.EVANS	25.474	2 S.BIRD	27.759	2	2 S.BIRD	1:14.021	1:14.080	(2)
3	9 S.BUEMI	20.669	2 S.BIRD	25.485	8 N.PROST	27.822	3	20 M.EVANS	1:14.135	1:14.135	(3)
4	68 L.FILIPPI	20.750	5 M.ENGEL	25.544	27 T.BLOMQVIST	27.831	4	19 F.ROSENQVIST	1:14.158	1:15.859	(20)
5	36 A.LYNN	20.751	23 N.HEIDFELD	25.568	25 J.VERGNE	27.847	5	36 A.LYNN	1:14.178	1:14.602	(10)
6	2 S.BIRD	20.777	36 A.LYNN	25.570	36 A.LYNN	27.857	6	16 O.TURVEY	1:14.244	1:14.267	(4)
7	8 N.PROST	20.783	19 F.ROSENQVIST	25.629	20 M.EVANS	27.873	7	8 N.PROST	1:14.270	1:14.270	(5)
8	23 N.HEIDFELD	20.784	4 E.MORTARA	25.648	19 F.ROSENQVIST	27.894	8	9 S.BUEMI	1:14.395	1:14.679	(11)
9	1 L.DI GRASSI	20.787	16 O.TURVEY	25.663	9 S.BUEMI	27.896	9	25 J.VERGNE	1:14.400	1:14.400	(6)
10	20 M.EVANS	20.788	8 N.PROST	25.665	4 E.MORTARA	27.916	10	4 E.MORTARA	1:14.408	1:14.408	(7)
11	27 T.BLOMQVIST	20.835	25 J.VERGNE	25.674	16 O.TURVEY	27.943	11	23 N.HEIDFELD	1:14.504	1:14.504	(8)
12	4 E.MORTARA	20.844	28 A.DA COSTA	25.702	3 N.PIQUET	28.109	12	27 T.BLOMQVIST	1:14.536	1:14.536	(9)
13	18 A.LOTTERER	20.855	18 A.LOTTERER	25.748	23 N.HEIDFELD	28.152	13	18 A.LOTTERER	1:14.833	1:15.700	(18)
14	6 J.LOPEZ	20.868	66 D.ABT	25.786	66 D.ABT	28.202	14	28 A.DA COSTA	1:14.868	1:14.868	(12)
15	25 J.VERGNE	20.879	7 J.D'AMBROSIO	25.814	7 J.D'AMBROSIO	28.210	15	5 M.ENGEL	1:14.879	1:15.071	(15)
16	7 J.D'AMBROSIO	20.909	9 S.BUEMI	25.830	28 A.DA COSTA	28.216	16	7 J.D'AMBROSIO	1:14.933	1:15.070	(14)
17	28 A.DA COSTA	20.950	27 T.BLOMQVIST	25.870	18 A.LOTTERER	28.230	17	66 D.ABT	1:15.016	1:15.624	(17)
18	5 M.ENGEL	20.971	68 L.FILIPPI	25.904	5 M.ENGEL	28.364	18	68 L.FILIPPI	1:15.042	1:15.042	(13)
19	3 N.PIQUET	21.005	3 N.PIQUET	26.056	68 L.FILIPPI	28.388	19	3 N.PIQUET	1:15.170	1:15.170	(16)
20	66 D.ABT	21.028	6 J.LOPEZ	26.062	6 J.LOPEZ	28.392	20	6 J.LOPEZ	1:15.322	1:15.712	(19)



ABB FIA Formula E Championship

Round 6 - Punta del Este ePrix

Non Qualifying Practice 2

Fastest Lap Sequence

Official Timekeeper TAG Heuer

Practice Time	Driver	Team	Car	Time	Kph	Lap
3:02.707	9 Sébastien BUEMI	Renault e.dams	Renault Z.E. 17	1:30.596	110.7	2
3:47.699	4 Edoardo MORTARA	Venturi Formula E Team	Venturi VM200-FE-03	1:28.597	113.2	2
4:17.616	9 Sébastien BUEMI	Renault e.dams	Renault Z.E. 17	1:14.909	133.8	3
4:41.083	25 Jean-Eric VERGNE	TECHEETAH	Renault Z.E. 17	1:14.400	134.8	2
5:09.107	16 Oliver TURVEY	NIO Formula E Team	NextEV NIO Sport 003	1:14.321	134.9	3
22:01.399	1 Lucas DI GRASSI	Audi Sport ABT Schaeffler	Audi e-tron FE04	1:13.672	136.1	7



FIA FORMULA E
CHAMPIONSHIP
2017-18

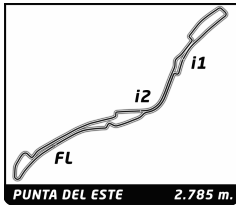


ABB FIA Formula E Championship

Round 6 - Punta del Este ePrix

Non Qualifying Practice 2

Analysis

Official Timekeeper TAG Heuer

Lap	Time	Sector 1	Sector 2	Sector 3	Kph	Elapsed	Lap	Time	Sector 1	Sector 2	Sector 3	Kph	Elapsed		
1 Lucas DI GRASSI BRA															
Audi Sport ABT Schaeffler Audi e-tron FE04															
1	A	3:40.598	2:34.220	32.163	34.215	45.4	3:40.598	6	A	1:20.772	22.776	27.541	30.455	124.1	9:13.998
2	A	1:27.752	25.935	30.790	31.027	114.3	5:08.350	7	A	1:59.173	22.887	31.129	1:05.157	84.1	11:13.171
3	A	1:14.494	20.881	25.907	27.706	134.6	6:22.844	8	A	6:51.700	5:41.899	30.274	39.527	24.4	18:04.871
4	A	1:27.879	24.701	29.130	34.048	114.1	7:50.723	9	A	1:23.279	23.819	28.882	30.578	120.4	19:28.150
5	B	1:22.399	...	33.546	36.072	14.7	19:13.122	10	A	1:24.529	22.910	27.866	33.753	118.6	20:52.679
6	B	1:34.605	27.584	32.588	34.433	106.0	20:47.727	11	A	1:26.155	22.678	27.576	35.901	116.4	22:18.834
7	B	1:13.672	20.787	25.344	27.541	136.1	22:01.399	12	B	3:38.759	2:29.984	33.396	35.379	45.8	25:57.593
8	B	1:45.175	24.143	42.907	38.125	95.3	23:46.574	13	B	1:30.759	25.806	33.655	31.298	110.5	27:28.352
9	B	1:15.232	21.235	25.927	28.070	133.3	25:01.806	14	B	1:14.408	20.844	25.648	27.916	134.7	28:42.760
10	B	1:28.188	24.473	30.272	33.443	113.7	26:29.994	15	B	1:25.838	23.359	27.794	34.685	116.8	30:08.598
11	B	1:15.388	21.118	26.015	28.255	133.0	27:45.382								
12	B	1:39.945	24.970	36.335	38.640	100.3	29:25.327								
13	B	1:15.051	21.107	25.958	27.986	133.6	30:40.378								
2 Sam BIRD GBR															
DS Virgin Racing DS Virgin DSV-03															
1	A	2:25.327	1:15.535	33.357	36.435	69.0	2:25.327								
2	A	1:33.989	28.288	31.509	34.192	106.7	3:59.316								
3	A	1:14.449	20.856	25.485	28.108	134.7	5:13.765								
4	A	1:50.403	29.480	40.615	40.308	90.8	7:04.168								
5	A	1:29.038	21.058	26.428	41.552	112.6	8:33.206								
6	A	1:15.322	21.122	25.961	28.239	133.1	9:48.528								
7	A	2:50.779	31.156	1:07.563	1:12.060	58.7	12:39.307								
8	B	9:24.165	8:14.941	32.860	36.364	17.8	22:03.472								
9	B	1:32.406	26.539	32.905	32.962	108.5	23:35.878								
10	B	1:14.080	20.777	25.544	27.759	135.3	24:49.958								
11	B	1:35.260	25.306	32.830	37.124	105.2	26:25.218								
12	B	1:26.901	21.113	29.255	36.533	115.4	27:52.119								
13	B	1:34.815	30.225	32.825	31.765	105.7	29:26.934								
14	B	1:18.683	21.204	26.047	31.432	127.4	30:45.617								
3 Nelson PIQUET BRA															
Panasonic Jaguar Racing Jaguar I-Type II															
1	A	2:45.663	1:35.006	33.209	37.448	60.5	2:45.663								
2	A	1:34.580	28.200	33.408	32.972	106.0	4:20.243								
3	A	1:15.170	21.005	26.056	28.109	133.4	5:35.413								
4	A	1:24.822	25.936	28.931	29.955	118.2	7:00.235								
5	A	1:19.467	22.412	27.054	30.001	126.2	8:19.702								
6	A	1:23.008	22.173	27.159	33.676	120.8	9:42.710								
7	B	10:42.177	9:35.218	32.440	34.519	15.6	20:24.887								
8	B	1:28.171	26.267	30.695	31.209	113.7	21:53.058								
9	B	1:16.592	21.205	26.164	29.223	130.9	23:09.650								
10	B	1:38.811	28.859	34.346	35.606	101.5	24:48.461								
11	B	1:15.626	21.046	26.200	28.380	132.6	26:04.087								
12	B	1:34.024	21.061	26.341	46.622	106.6	27:38.111								
13	B	2:28.864	33.667	41.220	1:13.977	67.4	30:06.975								
4 Edoardo MORTARA CHE															
Venturi Formula E Team Venturi VM200-FE-03															
1	A	2:19.102	1:11.517	33.505	34.080	72.1	2:19.102								
2	A	1:28.597	26.465	30.146	31.986	113.2	3:47.699								
3	A	1:15.394	21.028	25.705	28.661	133.0	5:03.093								
4	A	1:29.026	25.687	31.200	32.139	112.6	6:32.119								
5	A	1:21.107	23.360	27.528	30.219	123.6	7:53.226								
5 Maro ENGEL DEU															
Venturi Formula E Team Venturi VM200-FE-03															
1	B	2:06.236	59.673	31.928	34.635	79.4	2:06.236								
2	B	1:32.970	26.450	32.816	33.704	107.8	3:39.206								
3	B	1:15.071	21.163	25.544	28.364	133.6	4:54.277								
4	B	1:27.698	26.697	30.710	30.291	114.3	6:21.975								
5	B	1:16.763	21.790	26.299	28.674	130.6	7:38.738								
6	B	1:33.815	27.138	34.561	32.116	106.9	9:12.553								
7	B	1:57.889	22.853	29.769	1:05.267	85.0	11:10.442								
8	A	6:49.317	5:41.147	32.911	35.259	24.5	17:59.759								
9	A	1:34.180	26.239	32.982	34.959	106.5	19:33.939								
10	A	1:15.109	20.971	25.705	28.433	133.5	20:49.048								
11	A	1:40.345	29.675	37.445	33.225	99.9	22:29.393								
12	A	1:19.311	22.592	27.185	29.534	126.4	23:48.704								
13	A	1:23.895	24.049	30.114	29.732	119.5	25:12.599								
14	A	1:19.841	22.957	27.427	29.457	125.6	26:32.440								
15	A	1:19.376	22.853	27.101	29.422	126.3	27:51.816								
16	A	1:23.555	23.970	28.840	30.745	120.0	29:15.371								
17	A	1:19.190	22.877	27.054	29.259	126.6	30:34.561								
6 José Maria LOPEZ ARG															
DRAGON PENSKE EV-2															
1	B	7:13.974	6:12.391	29.310	32.273	23.1	7:13.974								
2	B	1:40.692	25.712	41.318	33.662	99.6	8:54.666								
3	B	1:44.401	20.868	33.490	50.043	96.0	10:39.067								
4	A	7:39.032	6:34.520	32.859	31.653	21.8	18:18.099								
5	A	1:29.320	25.388	32.503	31.429	112.2	19:47.419								
6	A	1:16.752	21.594	26.627	28.531	130.6	21:04.171								
7	A	1:32.661	26.324	30.021	36.316	108.2	22:36.832								
8	B	3:08.429	2:07.387	29.696	31.346	53.2	25:45.261								
9	B	1:32.145	21.417	42.049	28.679	108.8	27:17.406								
10	B	1:15.715	21.212	26.111	28.392	132.4	28:33.121								
11	B	1:15.712	21.212	26.062	28.438	132.4	29:48.833								
12	B	2:05.510	34.757	38.933	51.820	79.9	31:54.343								
7 Jérôme D'AMBROSIO BEL															
DRAGON PENSKE EV-2															
1	B	1:45.772	39.182	32.980	33.610	94.8	1:45.772								
2	B	1:34.111	25.611	30.469	38.031	106.5	3:19.883								
3	B	1:15.070	20.909	25.814	28.347	133.6	4:34.953								
4	B	1:27.741	26.172	28.205	33.364	114.3	6:02.694								
5	A	11:33.063	...	29.670	31.454	14.5	17:35.757								
6	A	1:15.769	21.247	26.250	28.272	132.3	18:51.526								
7	A	1:25.504	22.700	31.329	31.475	117.3	20:17.030								
8	A	1:16.359	21.319	26.358	28.682	131.3	21:33.389								
9	A	1:23.555	21.322	27.399	34.834	120.0	22:56.944								



FIA FORMULA E CHAMPIONSHIP 2017-18

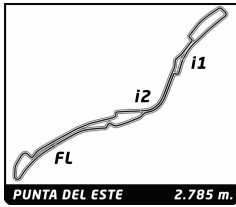


ABB FIA Formula E Championship

Round 6 - Punta del Este ePrix

Non Qualifying Practice 2

Analysis

Official Timekeeper TAGHeuer

Lap	Time	Sector 1	Sector 2	Sector 3	Kph	Elapsed
10 B	6:39.424	5:40.147	28.437	30.840	25.1	29:36.368
11 B	1:15.363	21.111	26.042	28.210	133.0	30:51.731

8 Nicolas PROST FRA						
Renault e.dams Renault Z.E. 17						
1 A	1:34.772	27.176	32.784	34.812	105.8	1:34.772
2 A	1:32.690	25.971	31.089	35.630	108.2	3:07.462
3 A	1:15.839	21.012	26.007	28.820	132.2	4:23.301
4 A	1:27.944 B	25.410	27.797	34.737	114.0	5:51.245
5 A	1:27.382	...	26.746	35.053	14.6	7:18.627
6 A	1:15.673	21.187	26.067	28.419	132.5	8:34.300
7 A	1:24.284 B	23.802	26.886	33.596	119.0	9:58.584
8 B	4:25.476	3:26.353	28.035	31.088	37.8	14:24.060
9 B	1:26.818	22.910	27.343	36.565	115.5	15:50.878
10 B	1:14.270	20.783	25.665	27.822	135.0	17:05.148
11 B	1:38.175	25.586	36.867	35.722	102.1	18:43.323
12 B	1:30.877	27.278	27.958	35.641	110.3	20:14.200

9 Sébastien BUEMI CHE						
Renault e.dams Renault Z.E. 17						
1 A	1:32.111	26.267	32.404	33.440	108.8	1:32.111
2 A	1:30.596	25.353	31.975	33.268	110.7	3:02.707
3 A	1:14.909	21.058	25.830	28.021	133.8	4:17.616
4 A	1:58.475	38.927	42.955	36.593	84.6	6:16.091
5 A	1:14.991	21.063	25.898	28.030	133.7	7:31.082
6 A	1:36.738 B	27.989	32.415	36.334	103.6	9:07.820
7 B	11:02.668	9:54.401	33.804	34.463	15.1	20:10.488
8 B	1:30.318	24.742	32.279	33.297	111.0	21:40.806
9 B	1:32.134 B	20.669	29.920	41.545	108.8	23:12.940
10 A	5:49.704	4:40.227	29.778	39.699	28.7	29:02.644
11 A	1:14.679	20.932	25.851	27.896	134.3	30:17.323

16 Oliver TURVEY GBR						
NIO Formula E Team NextEV NIO Sport 003						
1 A	2:20.664	1:13.621	32.818	34.225	71.3	2:20.664
2 A	1:34.122	26.265	31.820	36.037	106.5	3:54.786
3 A	1:14.321	20.696	25.663	27.962	134.9	5:09.107
4 A	1:35.202	26.120	32.856	36.226	105.3	6:44.309
5 A	1:16.100	21.310	26.382	28.408	131.7	8:00.409
6 A	1:34.771	29.253	32.271	33.247	105.8	9:35.180
7 A	2:23.915 B	21.230	50.796	1:11.889	69.7	11:59.095
8 B	8:49.430	7:44.027	31.955	33.448	18.9	20:48.525
9 B	1:24.386	24.863	28.611	30.912	118.8	22:12.911
10 B	1:14.267	20.638	25.686	27.943	135.0	23:27.178
11 B	1:30.531	24.543	33.232	32.756	110.7	24:57.709
12 B	1:15.801	21.126	26.230	28.445	132.3	26:13.510
13 B	1:23.739 B	23.282	26.783	33.674	119.7	27:37.249

18 André LOTTERER DEU						
TECHEETAH Renault Z.E. 17						
1 A	4:11.539	2:49.989	41.802	39.748	39.9	4:11.539
2 A	1:15.779	21.493	26.056	28.230	132.3	5:27.318
3 A	1:31.802	27.728	32.669	31.405	109.2	6:59.120
4 A	1:26.078	24.304	30.495	31.279	116.5	8:25.198
5 A	1:20.436	23.558	27.254	29.624	124.6	9:45.634
6 A	2:35.439 B	23.483	1:00.413	1:11.543	64.5	12:21.073
7 B	11:53.136	...	39.136	39.276	14.1	24:14.209

200KW Personal Best Session Best B Crossing the finish line in pit lane

Lap	Time	Sector 1	Sector 2	Sector 3	Kph	Elapsed
8 B	1:41.599	29.668	37.617	34.314	98.7	25:55.808
9 B	1:15.700	20.855	25.748	29.097	132.4	27:11.508
10 B	1:29.603 B	23.216	28.664	37.723	111.9	28:41.111

19 Felix ROSENQVIST SWE						
Mahindra Racing Mahindra M4Electro						
1 A	2:48.144	1:32.001	37.802	38.341	59.6	2:48.144
2 A	1:38.406	28.542	35.171	34.693	101.9	4:26.550
3 A	1:15.859	22.336	25.629	27.894	132.2	5:42.409
4 A	1:47.562	25.069	44.527	37.966	93.2	7:29.971
5 A	1:21.755	21.258	26.560	33.937	122.6	8:51.726
6 A	2:16.916 B	21.845	45.023	1:10.048	73.2	11:08.642
7 B	6:53.262	5:37.740	36.874	38.648	24.3	18:01.904
8 B	1:43.835	29.593	39.543	34.699	96.6	19:45.739
9 B	1:35.458	20.635	26.693	48.130	105.0	21:21.197
10 B	1:37.391 B	26.918	31.881	38.592	102.9	22:58.588
11 B	3:22.179	2:18.786	33.106	30.287	49.6	26:20.767
12 B	1:16.030	21.239	25.918	28.873	131.9	27:36.797
13 B	1:15.960	21.237	26.222	28.501	132.0	28:52.757
14 B	1:30.116	26.636	33.794	29.686	111.3	30:22.873

20 Mitch EVANS NZL						
Panasonic Jaguar Racing Jaguar I-Type II						
1 A	2:54.072	1:34.571	39.938	39.563	57.6	2:54.072
2 A	1:45.920	32.425	39.209	34.286	94.7	4:39.992
3 A	1:16.495	21.227	25.599	29.669	131.1	5:56.487
4 A	1:23.355	25.131	27.722	30.502	120.3	7:19.842
5 A	1:19.647	22.522	26.904	30.221	125.9	8:39.489
6 A	1:18.874	22.464	26.893	29.517	127.1	9:58.363
7 A	2:55.241 B	36.155	1:07.103	1:11.983	57.2	12:53.604
8 B	8:56.486	7:39.491	38.852	38.143	18.7	21:50.090
9 B	1:41.009	30.202	35.319	35.488	99.3	23:31.099
10 B	1:14.135	20.788	25.474	27.873	135.2	24:45.234
11 B	1:54.217	29.362	43.080	41.775	87.8	26:39.451
12 B	1:15.249	20.975	25.818	28.456	133.2	27:54.700
13 B	1:37.305	25.680	36.400	35.225	103.0	29:32.005
14 B	1:25.638	21.143	27.641	36.854	117.1	30:57.643

23 Nick HEIDFELD DEU						
Mahindra Racing Mahindra M4Electro						
1 B	2:29.634	1:17.943	33.211	38.480	67.0	2:29.634
2 B	1:36.824	27.384	30.374	39.066	103.5	4:06.458
3 B	1:14.978	21.071	25.680	28.227	133.7	5:21.436
4 B	1:49.638	29.256	38.786	41.596	91.4	7:11.074
5 B	1:16.330	21.368	26.156	28.806	131.4	8:27.404
6 B	1:20.542	23.391	26.354	30.797	124.5	9:47.946
7 B	2:35.676 B	22.241	1:01.281	1:12.154	64.4	12:23.622
8 A	8:04.545	6:57.352	31.962	35.231	20.7	20:28.167
9 A	1:31.452	24.559	32.936	33.957	109.6	21:59.619
10 A	1:14.504	20.784	25.568	28.152	134.6	23:14.123
11 A	1:32.187 B	25.166	28.835	38.186	108.8	24:46.310
12 A	5:35.476	4:35.518	29.953	30.005	29.9	30:21.786

25 Jean-Eric VERGNE FRA						
TECHEETAH Renault Z.E. 17						
1 A	3:26.683	2:19.117	33.872	33.694	48.5	3:26.683
2 A	1:14.400	20.879	25.674	27.847	134.8	4:41.083



FIA FORMULA E
CHAMPIONSHIP
2017-18

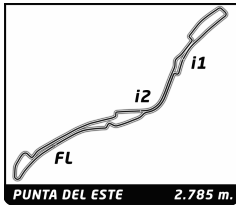


ABB FIA Formula E Championship

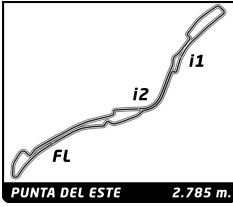
Round 6 - Punta del Este ePrix

Non Qualifying Practice 2

Analysis

Official Timekeeper TAG Heuer

Lap	Time	Sector 1	Sector 2	Sector 3	Kph	Elapsed	Lap	Time	Sector 1	Sector 2	Sector 3	Kph	Elapsed
3 A	1:27.024	25.498	30.692	30.834	115.2	6:08.107	2 B	1:33.864	26.342	31.968	35.554	106.8	3:12.010
4 A	1:20.370	22.923	27.664	29.783	124.7	7:28.477	3 B	1:15.992	21.062	25.786	29.144	131.9	4:28.002
5 A	1:17.718	22.044	26.799	28.875	129.0	8:46.195	4 B	1:29.175	23.347	28.999	36.829	112.4	5:57.177
6 A	2:07.845	23.068	43.376	1:01.401	78.4	10:54.040	5 A	4:46.694	3:20.304	35.985	50.405	35.0	10:43.871
7 B	9:29.161	8:19.318	36.127	33.716	17.6	20:23.201	6 A	6:29.545	5:24.334	31.005	34.206	25.7	17:13.416
8 B	1:18.871	21.772	28.704	28.395	127.1	21:42.072	7 A	1:15.637	21.153	26.282	28.202	132.6	18:29.053
9 B	1:42.836	31.019	35.839	35.978	97.5	23:24.908	8 A	1:33.970	27.318	34.619	32.033	106.7	20:03.023
27 Tom BLOMQUIST GBR Andretti Formula E Andretti ATEC-03							68 Luca FILIPPI ITA NIO Formula E Team NextEV NIO Sport 003						
1 A	2:41.725	1:25.255	36.680	39.790	62.0	2:41.725	1 A	2:45.882	1:22.743	40.876	42.263	60.4	2:45.882
2 A	1:41.125	29.847	34.469	36.809	99.1	4:22.850	2 A	1:48.086	32.463	39.080	36.543	92.8	4:33.968
3 A	1:15.169	20.978	26.133	28.058	133.4	5:38.019	3 A	1:16.032	21.253	26.332	28.447	131.9	5:50.000
4 A	1:38.857	27.232	34.196	37.429	101.4	7:16.876	4 A	1:36.347	24.505	35.431	36.411	104.1	7:26.347
5 A	1:25.842	21.906	29.637	34.299	116.8	8:42.718	5 A	1:17.127	21.554	26.544	29.029	130.0	8:43.474
6 B	12:03.348	21.236	...	37.159	13.9	20:46.066	6 A	1:28.671	21.508	32.724	34.439	113.1	10:12.145
7 B	1:57.495	40.479	34.982	42.034	85.3	22:43.561	7 A	2:47.908	29.400	1:02.356	1:16.152	59.7	13:00.053
8 B	1:14.536	20.835	25.870	27.831	134.5	23:58.097	8 B	10:42.450	9:28.126	37.050	37.274	15.6	23:42.503
9 B	1:39.472	27.726	36.798	34.948	100.8	25:37.569	9 B	1:38.109	26.621	38.295	33.193	102.2	25:20.612
10 B	1:17.603	22.336	26.683	28.584	129.2	26:55.172	10 B	1:15.042	20.750	25.904	28.388	133.6	26:35.654
11 B	1:36.004	26.257	37.206	32.541	104.4	28:31.176	11 B	1:26.314	23.496	30.936	31.882	116.2	28:01.968
12 B	1:17.184	21.845	26.600	28.739	129.9	29:48.360	12 B	1:16.801	21.415	26.464	28.922	130.5	29:18.769
13 B	1:26.360	23.633	27.895	34.832	116.1	31:14.720	13 B	1:16.850	21.583	26.358	28.909	130.5	30:35.619
28 Antonio Felix DA COSTA PRT Andretti Formula E Andretti ATEC-03													
1 B	1:57.020	41.006	38.603	37.411	85.7	1:57.020							
2 B	1:37.378	28.375	34.767	34.236	103.0	3:34.398							
3 B	1:15.569	21.224	25.859	28.486	132.7	4:49.967							
4 B	2:00.481	24.468	43.924	52.089	83.2	6:50.448							
5 A	11:09.604	9:52.002	38.588	39.014	15.0	18:00.052							
6 A	1:40.698	30.688	35.688	34.322	99.6	19:40.750							
7 A	1:14.868	20.950	25.702	28.216	133.9	20:55.618							
8 A	1:37.426	25.434	34.496	37.496	102.9	22:33.044							
9 A	1:16.589	21.558	26.386	28.645	130.9	23:49.633							
10 A	1:23.601	22.322	26.914	34.365	119.9	25:13.234							
36 Alex LYNN GBR DS Virgin Racing DS Virgin DSV-03													
1 B	2:50.436	1:31.575	40.256	38.605	58.8	2:50.436							
2 B	1:40.537	28.509	34.637	37.391	99.7	4:30.973							
3 B	1:14.602	20.894	25.851	27.857	134.4	5:45.575							
4 B	1:33.583	25.158	35.359	33.066	107.1	7:19.158							
5 B	1:15.683	21.280	26.196	28.207	132.5	8:34.841							
6 B	2:00.549	27.258	42.121	51.170	83.2	10:35.390							
7 A	10:42.941	9:28.217	37.822	36.902	15.6	21:18.331							
8 A	1:30.334	27.192	30.364	32.778	111.0	22:48.665							
9 A	1:14.748	20.751	25.570	28.427	134.1	24:03.413							
10 A	1:37.283	26.187	35.602	35.494	103.1	25:40.696							
11 A	1:16.170	21.148	26.419	28.603	131.6	26:56.866							
12 A	1:38.222	29.980	35.310	32.932	102.1	28:35.088							
13 A	1:15.779	21.252	26.095	28.432	132.3	29:50.867							
14 A	1:44.938	27.211	37.999	39.728	95.5	31:35.805							
66 Daniel ABT DEU Audi Sport ABT Schaeffler Audi e-tron FE04													
1 B	1:38.146	29.298	34.734	34.114	102.2	1:38.146							



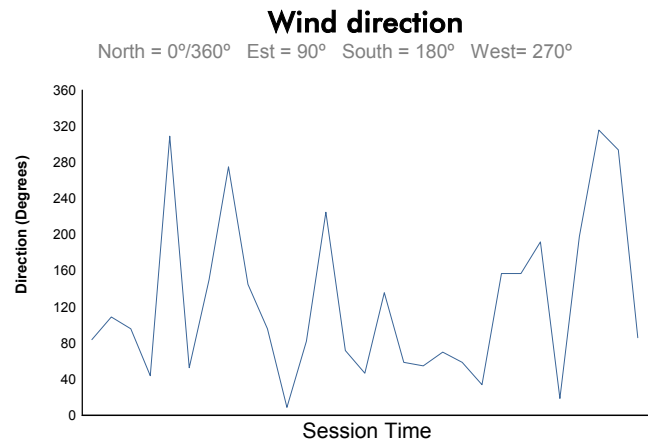
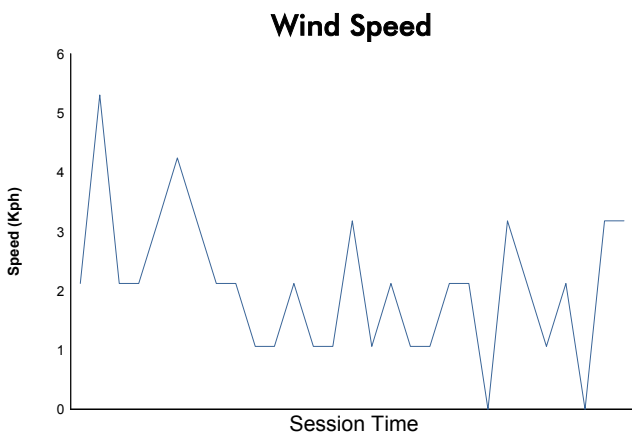
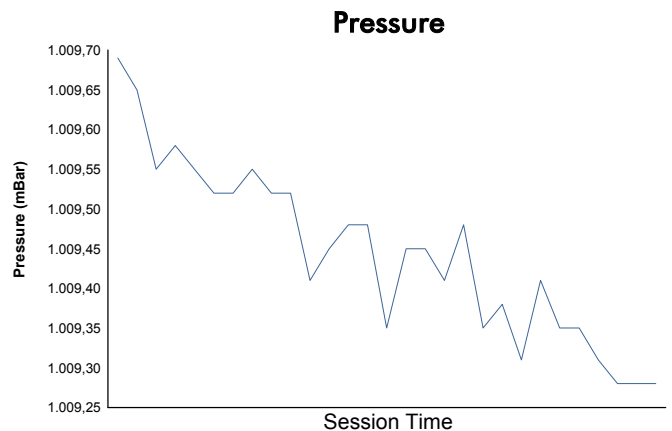
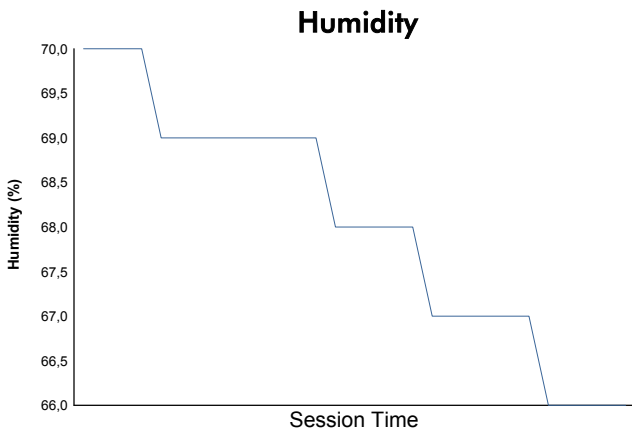
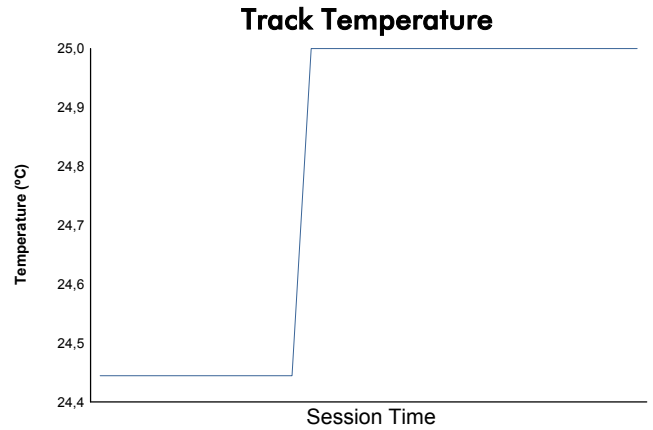
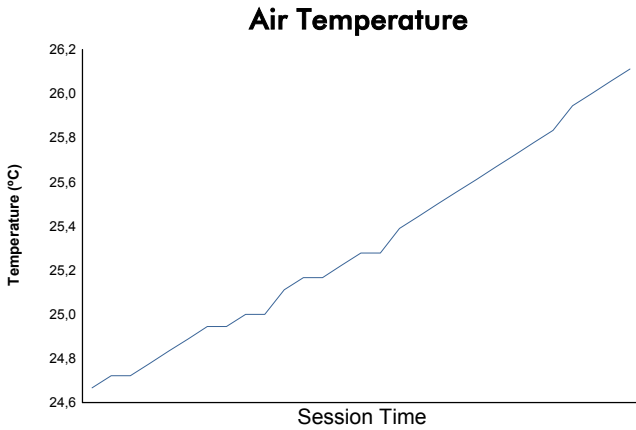
Round 6 - Punta del Este ePrix

ABB FIA Formula E Championship

Non Qualifying Practice 2

Weather Report

Official Timekeeper 



Track Status: **DRY**



Doc No.

Date:

Time:

ABB FIA FORMULA E CHAMPIONSHIP

Round 6 - Punta del Este ePrix - Qualifying Group 1

CLASSIFICATION

Official Timekeeper: TAG Heuer

POS	NO	DRIVER	NAT	TEAM	CAR	TIME	LAP	TOTAL	GAP	KPH
1	1	Lucas DI GRASSI	BRA	Audi Sport ABT Schaeffler	Audi e-tron FE04	1:14.032	3	3	-	135.4
2	5	Maro ENGEL	DEU	Venturi Formula E Team	Venturi VM200-FE-03	1:14.523	3	3	+0.491	134.5
3	7	Jérôme D'AMBROSIO	BEL	DRAGON	PENSKE EV-2	1:14.673	3	3	+0.641	134.3
4	68	Luca FILIPPI	ITA	NIO Formula E Team	NextEV NIO Sport 003	1:15.444	3	3	+1.412	132.9
5	27	Tom BLOMQVIST	GBR	Andretti Formula E	Andretti ATEC-03	1:16.424	3	3	+2.392	131.2

FASTEST LAP

1	L. DI GRASSI	BRA	Audi Sport ABT Schaeffler	Audi e-tron FE04	1:14.032 on Lap 3	135.4 Kph
---	--------------	-----	---------------------------	------------------	-------------------	-----------

Race Director:

Timekeeper

Series Partners:

Title Partner Global Partner Technical Partner Official Partners



No part of these results/data may be reproduced, stored in a retrieval system or transmitted in any form or by any means electronic, mechanical, photocopying, recording, broadcasting or otherwise without prior permission of the copyright holder except for reproduction in local/national/international daily press and regular printed publications on sale to the public within 90 days of the event to which the results/data relate and provided that the copyright symbol appears together with the name of the copyright holder.

The FÉDÉRATION INTERNATIONALE DE L'AUTOMOBILE logo, FÉDÉRATION INTERNATIONALE DE L'AUTOMOBILE, FIA logo, FIA, FIA FORMULA-E CHAMPIONSHIP, FIA FORMULA-E CHAMPIONSHIP logo and related marks are protected trademarks of the Fédération Internationale de l'Automobile (FIA), Chemin de Blandonnet 2, 1214 Vernier, Switzerland.

©2017, Fédération Internationale de l'Automobile (FIA)

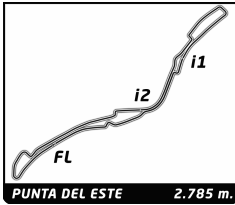


ABB FIA Formula E Championship

Round 6 - Punta del Este ePrix

Qualifying Group 1

Best Sector Times

 Official Timekeeper 

SECTOR 1			SECTOR 2		SECTOR 3		Pos	Driver	Ideal Lap	Best Lap	
Pos	Driver	Time	Driver	Time	Driver	Time					
1	27 T.BLOMQVIST	20.760	5 M.ENGEL	25.569	1 L.DI GRASSI	27.649	1	1 L.DI GRASSI	1:14.032	1:14.032	(1)
2	1 L.DI GRASSI	20.772	1 L.DI GRASSI	25.611	5 M.ENGEL	27.950	2	5 M.ENGEL	1:14.523	1:14.523	(2)
3	68 L.FILIPPI	20.818	7 J.D'AMBROSIO	25.660	7 J.D'AMBROSIO	27.984	3	7 J.D'AMBROSIO	1:14.673	1:14.673	(3)
4	5 M.ENGEL	21.004	27 T.BLOMQVIST	25.869	68 L.FILIPPI	28.423	4	68 L.FILIPPI	1:15.444	1:15.444	(4)
5	7 J.D'AMBROSIO	21.029	68 L.FILIPPI	26.203	27 T.BLOMQVIST	29.795	5	27 T.BLOMQVIST	1:16.424	1:16.424	(5)

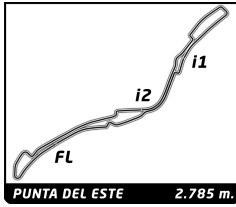


ABB FIA Formula E Championship

Round 6 - Punta del Este ePrix

Qualifying Group 1

Fastest Lap Sequence

Official Timekeeper 

Practice Time	Driver	Team	Car	Time	Kph	Lap
5:24.797	7 Jérôme D'AMBROSIO	DRAGON	PENSKE EV-2	1:30.013	111.4	2
6:39.470	7 Jérôme D'AMBROSIO	DRAGON	PENSKE EV-2	1:14.673	134.3	3
6:45.413	1 Lucas DI GRASSI	Audi Sport ABT Schaeffler	Audi e-tron FE04	1:14.032	135.4	3



FIA FORMULA E
CHAMPIONSHIP
2017-18

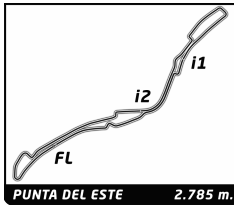


ABB FIA Formula E Championship

Round 6 - Punta del Este ePrix

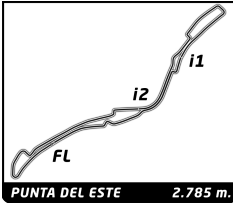
Qualifying Group 1

Analysis

Official Timekeeper TAG Heuer

■ 200KW ■ Personal Best ■ Session Best B Crossing the finish line in pit lane

Lap	Time	Sector 1	Sector 2	Sector 3	Kph	Elapsed	Lap	Time	Sector 1	Sector 2	Sector 3	Kph	Elapsed
1 Lucas DI GRASSI BRA Audi Sport ABT Schaeffler Audi e-tron FE04													
1	A	3:58.651	2:45.471	35.798	37.382	42.0	3:58.651						
2	A	1:32.730	27.964	32.088	32.678	108.1	5:31.381						
3	A	1:14.032	20.772	25.611	27.649	135.4	6:45.413						
5 Maro ENGEL DEU Venturi Formula E Team Venturi VM200-FE-03													
1	B	4:17.648	3:08.134	32.705	36.809	38.9	4:17.648						
2	B	1:36.567	27.410	34.708	34.449	103.8	5:54.215						
3	B	1:14.523	21.004	25.569	27.950	134.5	7:08.738						
7 Jérôme D'AMBROSIO BEL DRAGON PENSKE EV-2													
1	B	3:54.784	2:42.836	34.651	37.297	42.7	3:54.784						
2	B	1:30.013	28.578	30.711	30.724	111.4	5:24.797						
3	B	1:14.673	21.029	25.660	27.984	134.3	6:39.470						
27 Tom BLOMQVIST GBR Andretti Formula E Andretti ATEC-03													
1	B	4:08.636	2:52.942	38.672	37.022	40.3	4:08.636						
2	B	1:38.528	29.636	36.284	32.608	101.8	5:47.164						
3	B	1:16.424	20.760	25.869	29.795	131.2	7:03.588						
68 Luca FILIPPI ITA NIO Formula E Team NextEV NIO Sport 003													
1	A	4:14.289	2:56.068	39.387	38.834	39.4	4:14.289						
2	A	1:43.028	29.203	37.470	36.355	97.3	5:57.317						
3	A	1:15.444	20.818	26.203	28.423	132.9	7:12.761						



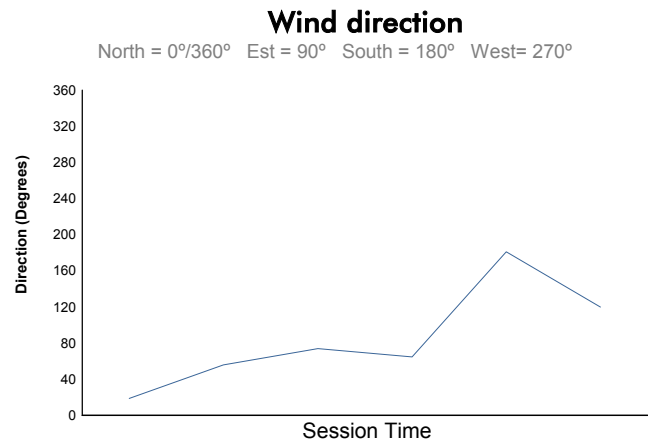
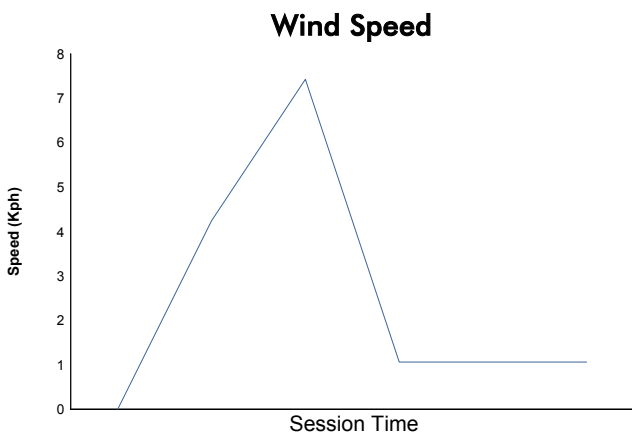
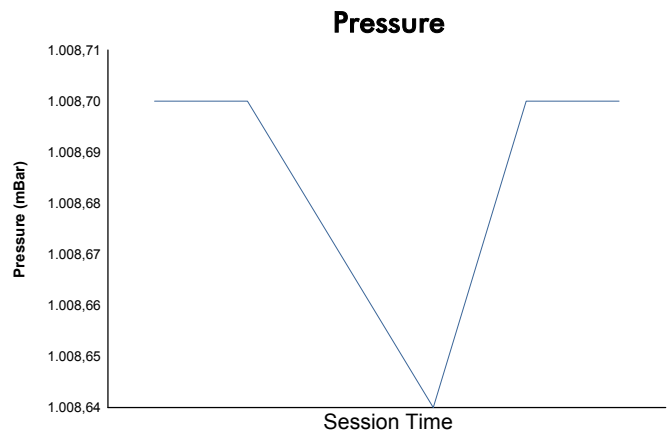
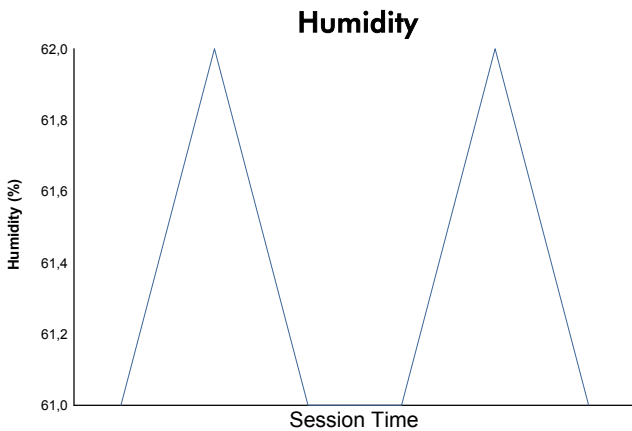
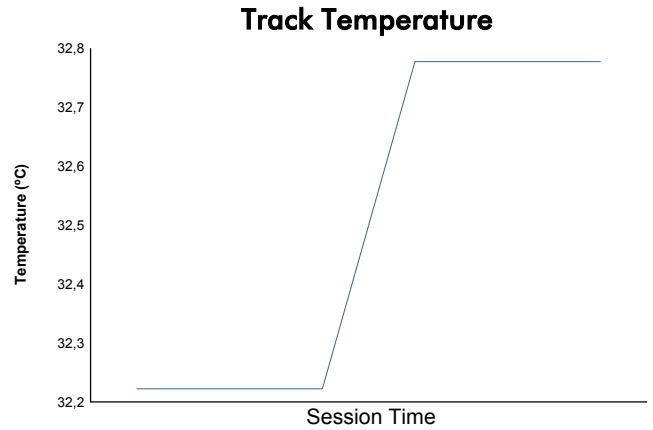
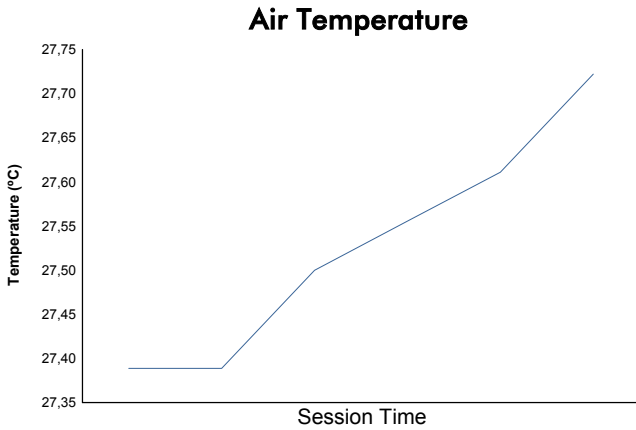
Round 6 - Punta del Este ePrix

ABB FIA Formula E Championship

Qualifying Group 1

Weather Report

Official Timekeeper 



Track Status: **DRY**



Doc No.

Date:

Time:

ABB FIA FORMULA E CHAMPIONSHIP

Round 6 - Punta del Este ePrix - Qualifying Group 2

CLASSIFICATION

Official Timekeeper: TAG Heuer

POS	NO	DRIVER	NAT	TEAM	CAR	TIME	LAP	TOTAL	GAP	KPH
1	36	Alex LYNN	GBR	DS Virgin Racing	DS Virgin DSV-03	1:14.135	3	3	-	135.2
2	18	André LOTTERER	DEU	TECHEETAH	Renault Z.E. 17	1:14.442	3	3	+0.307	134.7
3	6	José Maria LOPEZ	ARG	DRAGON	PENSKE EV-2	1:14.605	3	3	+0.470	134.4
4	28	Antonio Felix DA COSTA	PRT	Andretti Formula E	Andretti ATEC-03	1:14.973	3	3	+0.838	133.7

MAX. QUAL. TIME: 1:21.548

8	Nicolas PROST	FRA	Renault e.dams	Renault Z.E. 17	1:53.358	2	3			88.4
---	---------------	-----	----------------	-----------------	----------	---	---	--	--	------

FASTEST LAP

36	A. LYNN	GBR	DS Virgin Racing	DS Virgin DSV-03	1:14.135 on Lap 3					135.2 Kph
----	---------	-----	------------------	------------------	-------------------	--	--	--	--	-----------

Race Director:

Timekeeper

Series Partners:

Title Partner Global Partner Technical Partner Official Partners



No part of these results/data may be reproduced, stored in a retrieval system or transmitted in any form or by any means electronic, mechanical, photocopying, recording, broadcasting or otherwise without prior permission of the copyright holder except for reproduction in local/national/international daily press and regular printed publications on sale to the public within 90 days of the event to which the results/data relate and provided that the copyright symbol appears together with the name of the copyright holder.

The FÉDÉRATION INTERNATIONALE DE L'AUTOMOBILE logo, FÉDÉRATION INTERNATIONALE DE L'AUTOMOBILE, FIA logo, FIA, FIA FORMULA-E CHAMPIONSHIP, FIA FORMULA-E CHAMPIONSHIP logo and related marks are protected trademarks of the Fédération Internationale de l'Automobile (FIA), Chemin de Blandonnet 2, 1214 Vernier, Switzerland.

©2017, Fédération Internationale de l'Automobile (FIA)



FIA FORMULA E
CHAMPIONSHIP
2017-18

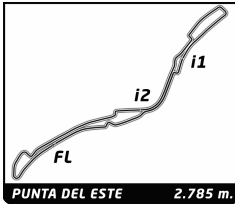


ABB FIA Formula E Championship

Round 6 - Punta del Este ePrix

Qualifying Group 2

Best Sector Times

Official Timekeeper TAG Heuer

SECTOR 1			SECTOR 2		SECTOR 3		Pos	Driver	Ideal Lap	Best Lap	
Pos	Driver	Time	Driver	Time	Driver	Time					
1	36 A.LYNN	20.728	18 A.LOTTERER	25.564	36 A.LYNN	27.774	1	36 A.LYNN	1:14.135	1:14.135	(1)
2	28 A.DA COSTA	21.017	8 N.PROST	25.593	18 A.LOTTERER	27.836	2	18 A.LOTTERER	1:14.442	1:14.442	(2)
3	6 J.LOPEZ	21.032	36 A.LYNN	25.633	6 J.LOPEZ	27.871	3	6 J.LOPEZ	1:14.605	1:14.605	(3)
4	18 A.LOTTERER	21.042	6 J.LOPEZ	25.702	28 A.DA COSTA	28.047	4	28 A.DA COSTA	1:14.973	1:14.973	(4)
5	8 N.PROST	21.046	28 A.DA COSTA	25.909	8 N.PROST	40.099	5	8 N.PROST	1:26.738	1:53.358	(5)



Julius Bär



Qualcomm





ABB FIA Formula E Championship

Round 6 - Punta del Este ePrix

Qualifying Group 2

Fastest Lap Sequence

Official Timekeeper 

Practice Time	Driver	Team	Car	Time	Kph	Lap
4:33.790	6 José María LOPEZ	DRAGON	PENSKE EV-2	1:30.833	110.4	2
5:48.395	6 José María LOPEZ	DRAGON	PENSKE EV-2	1:14.605	134.4	3
6:42.378	18 André LOTTERER	TECHEETAH	Renault Z.E. 17	1:14.442	134.7	3
6:52.541	36 Alex LYNN	DS Virgin Racing	DS Virgin DSV-03	1:14.135	135.2	3



FIA FORMULA E
CHAMPIONSHIP
2017-18

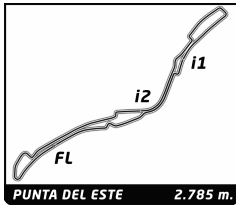


ABB FIA Formula E Championship

Round 6 - Punta del Este ePrix

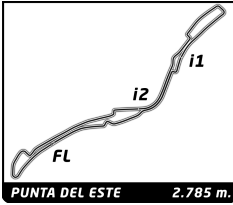
Qualifying Group 2

Analysis

Official Timekeeper TAGHeuer

■ 200KW ■ Personal Best ■ Session Best B Crossing the finish line in pit lane

Lap	Time	Sector 1	Sector 2	Sector 3	Kph	Elapsed	Lap	Time	Sector 1	Sector 2	Sector 3	Kph	Elapsed
6	José Maria LOPEZ ARG												
	DRAGON PENSKE EV-2												
1	B	3:02.957	1:48.888	38.206	35.863	54.8	3:02.957						
2	B	1:30.833	■ 26.812	33.479	30.542	110.4	4:33.790						
3	B	1:14.605	■ 21.032	25.702	27.871	134.4	5:48.395						
8	Nicolas PROST FRA												
	Renault e.dams Renault Z.E. 17												
1	B	3:53.584	2:34.853	36.825	41.906	42.9	3:53.584						
2	B	1:53.358	■ 29.728	43.531	40.099	88.4	5:46.942						
3	B	1:32.529	■ 21.046	25.593	45.890	108.4	7:19.471						
18	André LOTTERER DEU												
	TECHEETAH Renault Z.E. 17												
1	B	3:43.824	2:23.615	38.898	41.311	44.8	3:43.824						
2	B	1:44.112	■ 31.537	38.062	34.513	96.3	5:27.936						
3	B	1:14.442	■ 21.042	25.564	27.836	134.7	6:42.378						
28	Antonio Felix DA COSTA PRT												
	Andretti Formula E Andretti ATEC-03												
1	A	3:47.616	2:27.571	39.969	40.076	44.0	3:47.616						
2	A	1:47.128	■ 33.333	37.641	36.154	93.6	5:34.744						
3	A	1:14.973	■ 21.017	25.909	28.047	133.7	6:49.717						
36	Alex LYNN GBR												
	DS Virgin Racing DS Virgin DSV-03												
1	B	3:59.423	2:48.517	35.797	35.109	41.9	3:59.423						
2	B	1:38.983	■ 28.261	33.795	36.927	101.3	5:38.406						
3	B	1:14.135	■ 20.728	25.633	27.774	135.2	6:52.541						



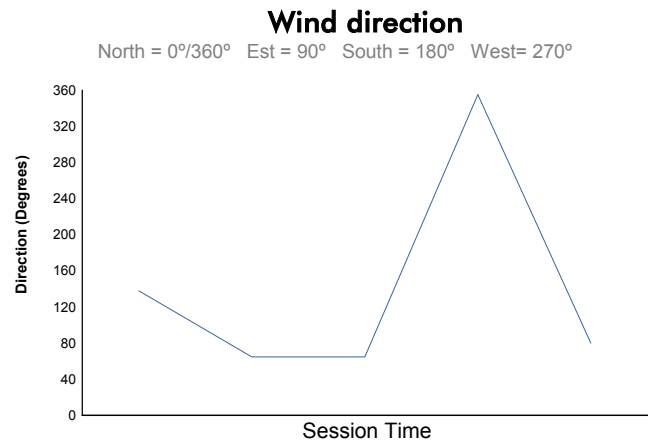
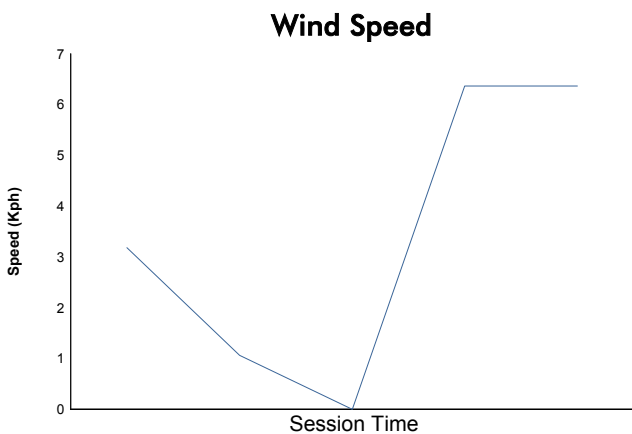
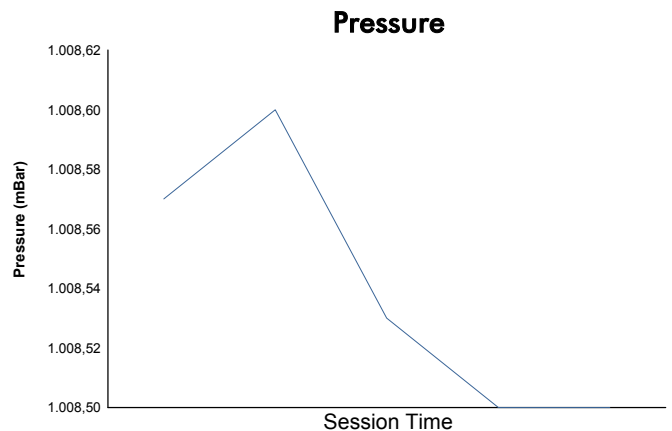
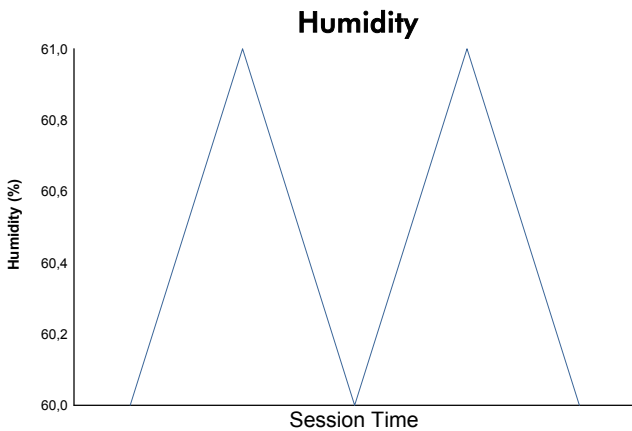
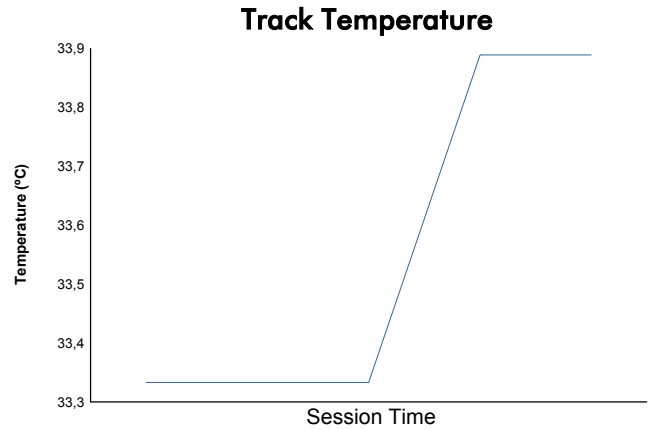
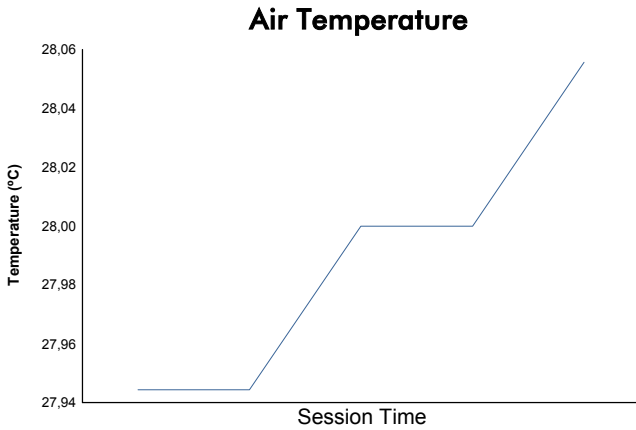
Round 6 - Punta del Este ePrix

ABB FIA Formula E Championship

Qualifying Group 2

Weather Report

Official Timekeeper 



Track Status: **DRY**



Doc No.

Date:

Time:

ABB FIA FORMULA E CHAMPIONSHIP

Round 6 - Punta del Este ePrix - Qualifying Group 3

CLASSIFICATION

Official Timekeeper: TAG Heuer

POS	NO	DRIVER	NAT	TEAM	CAR	TIME	LAP	TOTAL	GAP	KPH
1	20	Mitch EVANS	NZL	Panasonic Jaguar Racing	Jaguar I-Type II	1:14.093	3	4	-	135.3
2	16	Oliver TURVEY	GBR	NIO Formula E Team	NextEV NIO Sport 003	1:14.181	3	4	+0.088	135.2
3	66	Daniel ABT	DEU	Audi Sport ABT Schaeffler	Audi e-tron FE04	1:14.224	3	4	+0.131	135.1
4	4	Edoardo MORTARA	CHE	Venturi Formula E Team	Venturi VM200-FE-03	1:15.493	5	5	+1.400	132.8

MAX. QUAL. TIME: 1:21.502

23	Nick HEIDFELD	DEU	Mahindra Racing	Mahindra M4Electro	1:31.701	2	2			109.3
----	---------------	-----	-----------------	--------------------	----------	---	---	--	--	-------

FASTEST LAP

20	M. EVANS	NZL	Panasonic Jaguar Racing	Jaguar I-Type II	1:14.093 on Lap 3					135.3 Kph
----	----------	-----	-------------------------	------------------	-------------------	--	--	--	--	-----------

Race Director:

Timekeeper

Series Partners:

Title Partner Global Partner Technical Partner Official Partners



No part of these results/data may be reproduced, stored in a retrieval system or transmitted in any form or by any means electronic, mechanical, photocopying, recording, broadcasting or otherwise without prior permission of the copyright holder except for reproduction in local/national/international daily press and regular printed publications on sale to the public within 90 days of the event to which the results/data relate and provided that the copyright symbol appears together with the name of the copyright holder.

The FÉDÉRATION INTERNATIONALE DE L'AUTOMOBILE logo, FÉDÉRATION INTERNATIONALE DE L'AUTOMOBILE, FIA logo, FIA, FIA FORMULA-E CHAMPIONSHIP, FIA FORMULA-E CHAMPIONSHIP logo and related marks are protected trademarks of the Fédération Internationale de l'Automobile (FIA), Chemin de Blandonnet 2, 1214 Vernier, Switzerland.

©2017, Fédération Internationale de l'Automobile (FIA)



FIA FORMULA E
CHAMPIONSHIP
2017-18

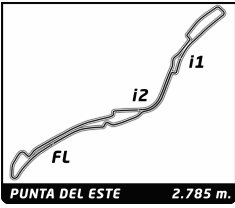


ABB FIA Formula E Championship
Round 6 - Punta del Este ePrix
Qualifying Group 3

Best Sector Times

Official Timekeeper TAG Heuer

SECTOR 1			SECTOR 2		SECTOR 3		Pos	Driver	Ideal Lap	Best Lap	
Pos	Driver	Time	Driver	Time	Driver	Time					
1	20 M.EVANS	20.654	16 O.TURVEY	25.602	20 M.EVANS	27.816	1	M.EVANS	1:14.093	1:14.093	(1)
2	16 O.TURVEY	20.684	20 M.EVANS	25.623	66 D.ABT	27.828	2	O.TURVEY	1:14.181	1:14.181	(2)
3	66 D.ABT	20.767	66 D.ABT	25.629	16 O.TURVEY	27.895	3	D.ABT	1:14.224	1:14.224	(3)
4	4 E.MORTARA	20.816	23 N.HEIDFELD	25.800	4 E.MORTARA	28.591	4	E.MORTARA	1:15.222	1:15.493	(4)
5	23 N.HEIDFELD	21.112	4 E.MORTARA	25.815	23 N.HEIDFELD	35.729	5	N.HEIDFELD	1:22.641	1:31.701	(5)

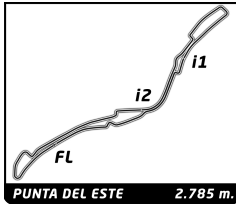


ABB FIA Formula E Championship

Round 6 - Punta del Este ePrix

Qualifying Group 3

Fastest Lap Sequence

Official Timekeeper 

Practice Time	Driver	Team	Car	Time	Kph	Lap
3:15.566	66 Daniel ABT	Audi Sport ABT Schaeffler	Audi e-tron FE04	1:33.450	107.3	2
4:29.790	66 Daniel ABT	Audi Sport ABT Schaeffler	Audi e-tron FE04	1:14.224	135.1	3
5:32.161	16 Oliver TURVEY	NIO Formula E Team	NextEV NIO Sport 003	1:14.181	135.2	3
5:37.906	20 Mitch EVANS	Panasonic Jaguar Racing	Jaguar I-Type II	1:14.093	135.3	3



FIA FORMULA E
CHAMPIONSHIP
2017-18

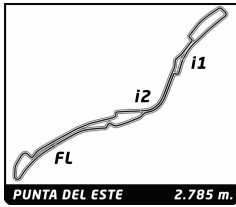


ABB FIA Formula E Championship

Round 6 - Punta del Este ePrix

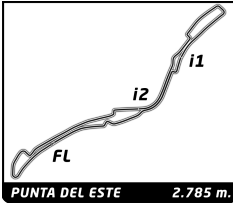
Qualifying Group 3

Analysis

Official Timekeeper TAGHeuer

■ 200KW ■ Personal Best ■ Session Best B Crossing the finish line in pit lane

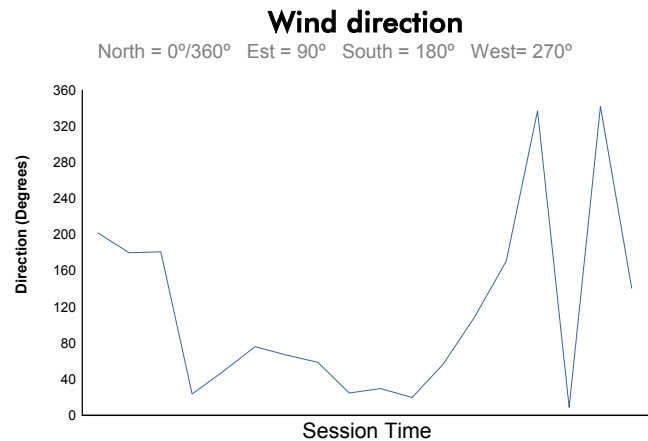
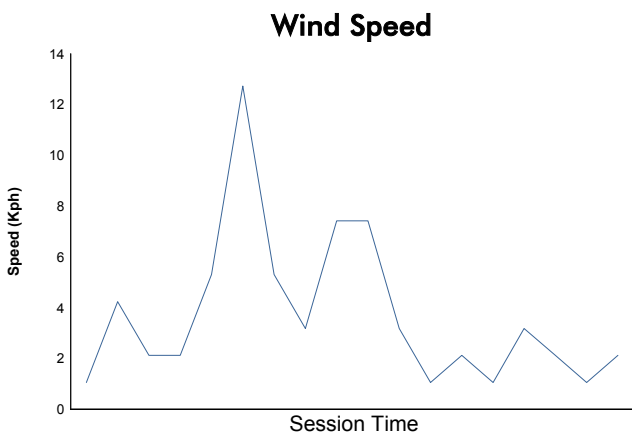
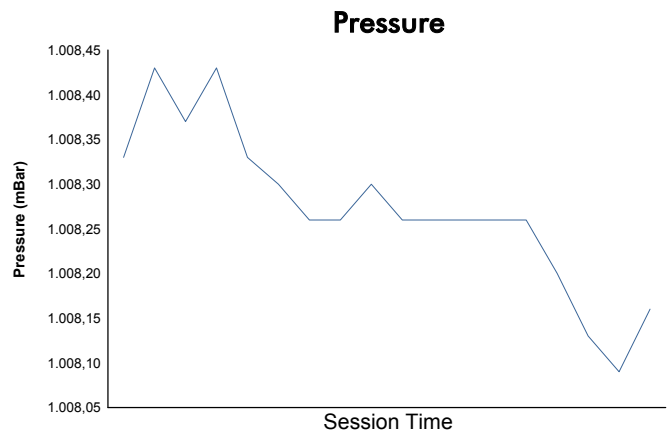
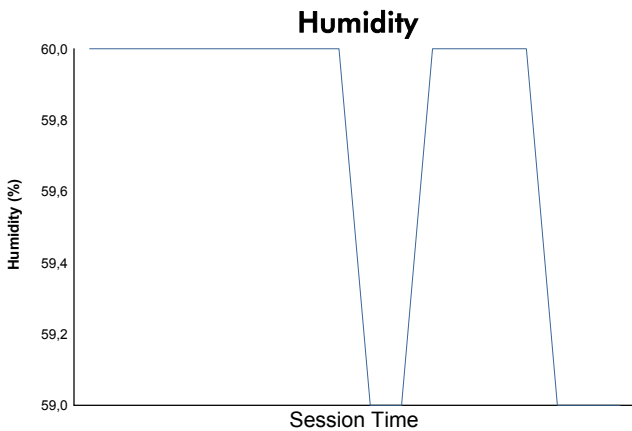
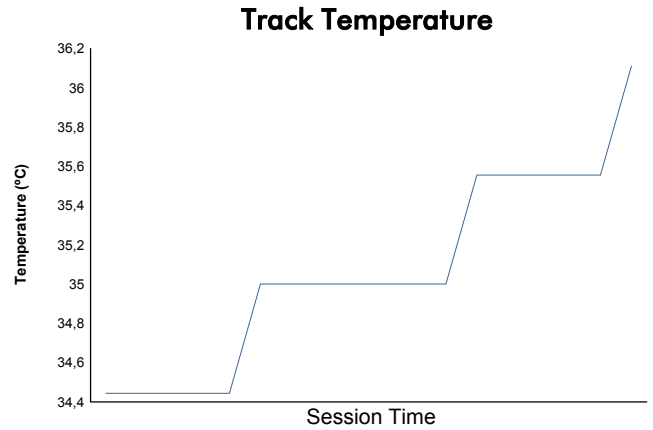
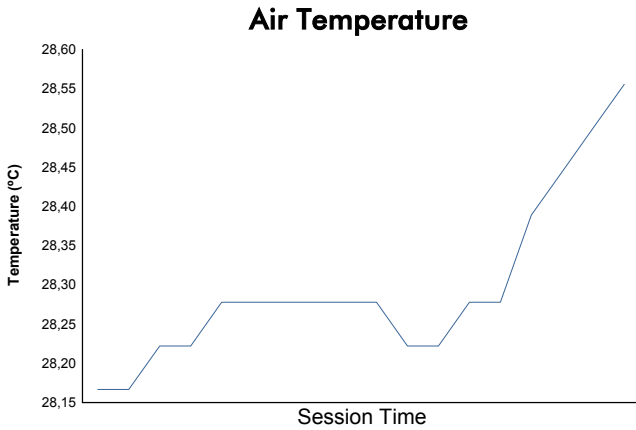
Lap	Time	Sector 1	Sector 2	Sector 3	Kph	Elapsed	Lap	Time	Sector 1	Sector 2	Sector 3	Kph	Elapsed
4 Edoardo MORTARA CHE							Venturi Formula E Team Venturi VM200-FE-03						
1	B	3:59.098	2:42.987	37.372	38.739	41.9	3:59.098						
2	B	1:36.801	28.740	32.960	35.101	103.6	5:35.899						
3	B	1:37.253 B	20.816	25.815	50.622	103.1	7:13.152						
4	B	9:48.624	8:34.938	37.771	35.915	17.0	17:01.775						
5	B	1:15.493	21.068	25.834	28.591	132.8	18:17.268						
16 Oliver TURVEY GBR							NIO Formula E Team NextEV NIO Sport 003						
1	B	2:36.105	1:25.254	36.231	34.620	64.2	2:36.105						
2	B	1:41.875	27.226	37.291	37.358	98.4	4:17.980						
3	B	1:14.181	20.684	25.602	27.895	135.2	5:32.161						
4	B	1:53.839 B	23.711	32.099	58.029	88.1	7:26.000						
20 Mitch EVANS NZL							Panasonic Jaguar Racing Jaguar I-Type II						
1	B	2:37.895	1:22.132	38.106	37.657	63.5	2:37.895						
2	B	1:45.918	29.788	35.911	40.219	94.7	4:23.813						
3	B	1:14.093	20.654	25.623	27.816	135.3	5:37.906						
4	B	2:18.136 B	27.983	34.023	1:16.130	72.6	7:56.042						
23 Nick HEIDFELD DEU							Mahindra Racing Mahindra M4Electro						
1	A	3:51.047	2:42.982	32.260	35.805	43.4	3:51.047						
2	A	1:31.701	25.786	30.186	35.729	109.3	5:22.748						
66 Daniel ABT DEU							Audi Sport ABT Schaeffler Audi e-tron FE04						
1	B	1:42.116	32.155	34.894	35.067	98.2	1:42.116						
2	B	1:33.450	27.110	33.264	33.076	107.3	3:15.566						
3	B	1:14.224	20.767	25.629	27.828	135.1	4:29.790						
4	B	1:28.819 B	23.975	28.101	36.743	112.9	5:58.609						



Round 6 - Punta del Este ePrix
ABB FIA Formula E Championship
Qualifying Group 3

Weather Report

Official Timekeeper 



Track Status: **DRY**



Doc No.

Date:

Time:

ABB FIA FORMULA E CHAMPIONSHIP

Round 6 - Punta del Este ePrix - Qualifying Group 4

CLASSIFICATION

Official Timekeeper: TAG Heuer

POS	NO	DRIVER	NAT	TEAM	CAR	TIME	LAP	TOTAL	GAP	KPH
1	25	Jean-Eric VERGNE	FRA	TECHEETAH	Renault Z.E. 17	1:13.672	2	2	-	136.1
2	9	Sébastien BUEMI	CHE	Renault e.dams	Renault Z.E. 17	1:14.320	3	3	+0.648	134.9
3	2	Sam BIRD	GBR	DS Virgin Racing	DS Virgin DSV-03	1:14.552	3	4	+0.880	134.5
4	19	Felix ROSENQVIST	SWE	Mahindra Racing	Mahindra M4Electro	1:15.104	3	4	+1.432	133.5

MAX. QUAL. TIME: 1:21.039

3	Nelson PIQUET	BRA	Panasonic Jaguar Racing	Jaguar I-Type II	1:42.656	2	2			97.7
---	---------------	-----	-------------------------	------------------	----------	---	---	--	--	------

FASTEST LAP

25	J. VERGNE	FRA	TECHEETAH	Renault Z.E. 17	1:13.672 on Lap 2					136.1 Kph
----	-----------	-----	-----------	-----------------	-------------------	--	--	--	--	-----------

Race Director:

Timekeeper

Series Partners:

Title Partner Global Partner Technical Partner Official Partners



No part of these results/data may be reproduced, stored in a retrieval system or transmitted in any form or by any means electronic, mechanical, photocopying, recording, broadcasting or otherwise without prior permission of the copyright holder except for reproduction in local/national/international daily press and regular printed publications on sale to the public within 90 days of the event to which the results/data relate and provided that the copyright symbol appears together with the name of the copyright holder.

The FÉDÉRATION INTERNATIONALE DE L'AUTOMOBILE logo, FÉDÉRATION INTERNATIONALE DE L'AUTOMOBILE, FIA logo, FIA, FIA FORMULA-E CHAMPIONSHIP, FIA FORMULA-E CHAMPIONSHIP logo and related marks are protected trademarks of the Fédération Internationale de l'Automobile (FIA), Chemin de Blandonnet 2, 1214 Vernier, Switzerland.

©2017, Fédération Internationale de l'Automobile (FIA)

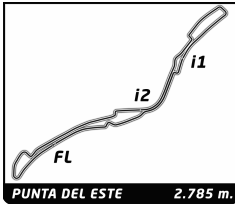


ABB FIA Formula E Championship

Round 6 - Punta del Este ePrix

Qualifying Group 4

Best Sector Times

 Official Timekeeper 

SECTOR 1			SECTOR 2		SECTOR 3		Pos	Driver	Ideal Lap	Best Lap	
Pos	Driver	Time	Driver	Time	Driver	Time					
1	3 N.PIQUET	20.574	25 J.VERGNE	25.514	25 J.VERGNE	27.554	1	25 J.VERGNE	1:13.672	1:13.672	(1)
2	25 J.VERGNE	20.604	9 S.BUEMI	25.671	2 S.BIRD	27.772	2	9 S.BUEMI	1:14.320	1:14.320	(2)
3	9 S.BUEMI	20.745	2 S.BIRD	25.775	9 S.BUEMI	27.904	3	2 S.BIRD	1:14.552	1:14.552	(3)
4	19 F.ROSENQVIST	20.790	19 F.ROSENQVIST	25.919	19 F.ROSENQVIST	28.395	4	19 F.ROSENQVIST	1:15.104	1:15.104	(4)
5	2 S.BIRD	21.005	3 N.PIQUET	36.102	3 N.PIQUET	32.522	5	3 N.PIQUET	1:29.198	1:42.656	(5)



ABB FIA Formula E Championship

Round 6 - Punta del Este ePrix

Qualifying Group 4

Fastest Lap Sequence

Official Timekeeper TAGHeuer

Practice Time	Driver	Team	Car	Time	Kph	Lap
3:25.856	2 Sam BIRD	DS Virgin Racing	DS Virgin DSV-03	1:37.117	103.2	2
4:34.221	19 Felix ROSENQVIST	Mahindra Racing	Mahindra M4Electro	1:31.590	109.5	2
4:40.408	2 Sam BIRD	DS Virgin Racing	DS Virgin DSV-03	1:14.552	134.5	3
6:06.427	25 Jean-Eric VERGNE	TECHEETAH	Renault Z.E. 17	1:13.672	136.1	2



FIA FORMULA E
CHAMPIONSHIP
2017-18

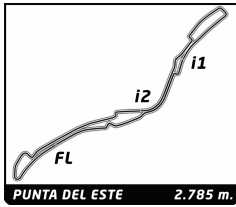


ABB FIA Formula E Championship

Round 6 - Punta del Este ePrix

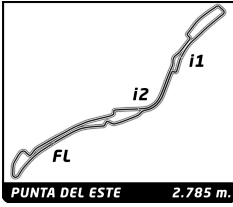
Qualifying Group 4

Analysis

Official Timekeeper TAG Heuer

■ 200KW ■ Personal Best ■ Session Best B Crossing the finish line in pit lane

Lap	Time	Sector 1	Sector 2	Sector 3	Kph	Elapsed	Lap	Time	Sector 1	Sector 2	Sector 3	Kph	Elapsed
2 Sam BIRD GBR													
DS Virgin Racing							DS Virgin DSV-03						
1	A	1:48.739	41.588	32.687	34.464	92.2	1	1:48.739					
2	A	1:37.117	■ 28.246	33.097	35.774	103.2	2	1:37.117					
3	A	1:14.552	■ 21.005	25.775	27.772	134.5	3	1:14.552					
4	A	1:30.451	■ 23.361	27.330	39.760	110.8	4	1:30.451					
3 Nelson PIQUET BRA													
Panasonic Jaguar Racing							Jaguar I-Type II						
1	B	3:25.149	1:58.910	41.387	44.852	48.9	1	3:25.149					
2	B	1:42.656	■ 34.032	36.102	32.522	97.7	2	1:42.656					
9 Sébastien BUEMI CHE													
Renault e.dams							Renault Z.E. 17						
1	B	3:32.505	2:24.537	32.975	34.993	47.2	1	3:32.505					
2	B	1:30.015	■ 25.399	32.566	32.050	111.4	2	1:30.015					
3	B	1:14.320	■ 20.745	25.671	27.904	134.9	3	1:14.320					
19 Felix ROSENQVIST SWE													
Mahindra Racing							Mahindra M4Electro						
1	A	3:02.631	1:44.556	39.451	38.624	54.9	1	3:02.631					
2	A	1:31.590	■ 27.596	33.232	30.762	109.5	2	1:31.590					
3	A	1:15.104	■ 20.790	25.919	28.395	133.5	3	1:15.104					
4	A	1:44.003	■ 23.787	35.278	44.938	96.4	4	1:44.003					
25 Jean-Eric VERGNE FRA													
TECHEETAH							Renault Z.E. 17						
1	B	4:52.755	■ 3:51.322	31.658	29.775	34.2	1	4:52.755					
2	B	1:13.672	■ 20.604	25.514	27.554	136.1	2	1:13.672					



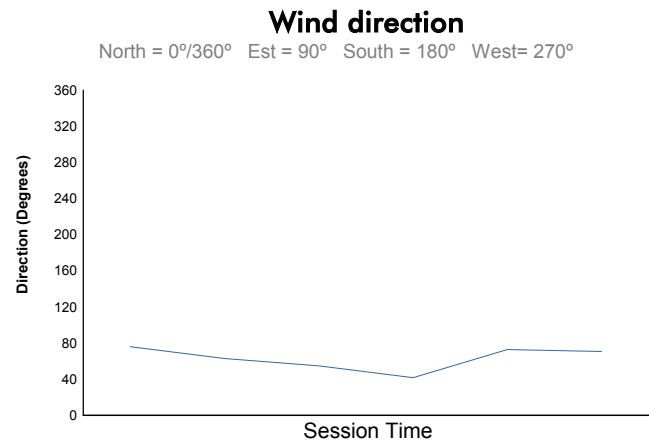
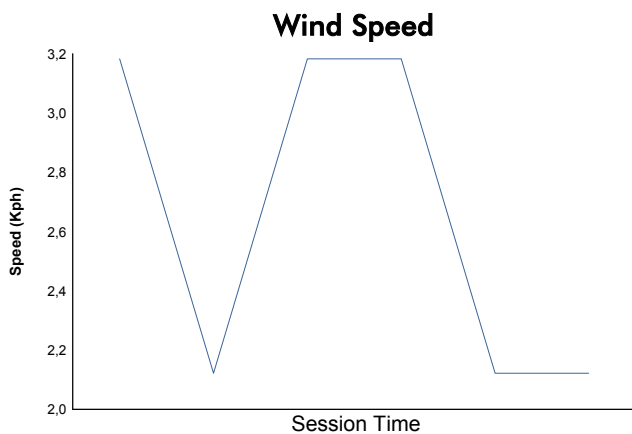
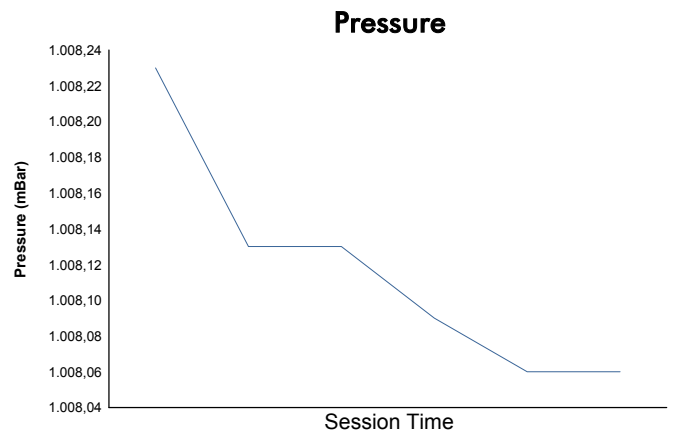
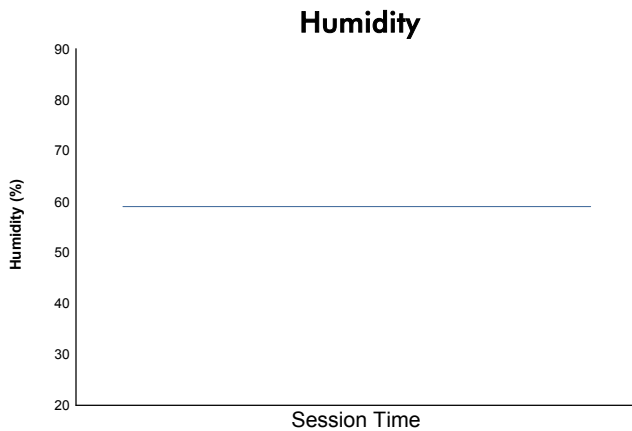
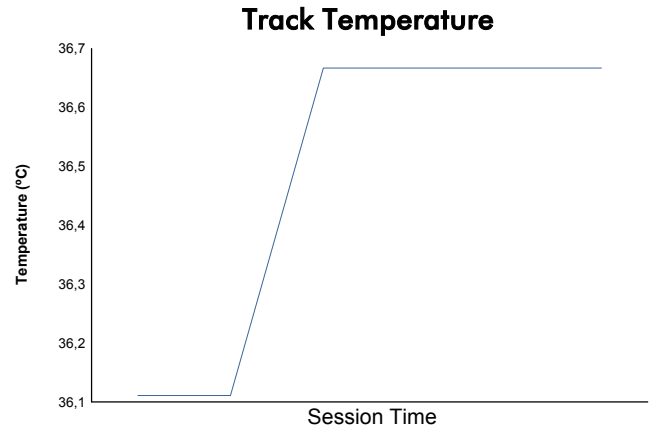
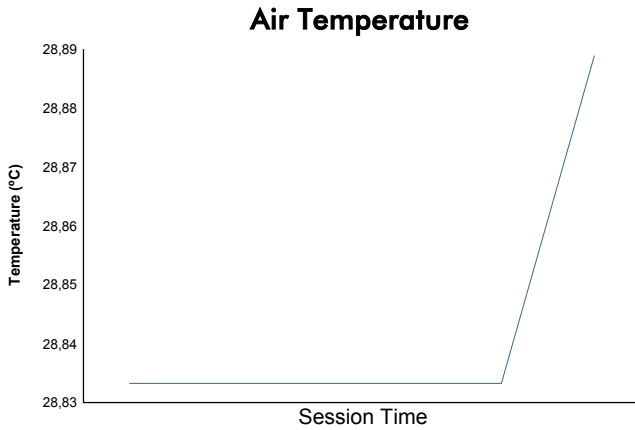
Round 6 - Punta del Este ePrix

ABB FIA Formula E Championship

Qualifying Group 4

Weather Report

Official Timekeeper 



Track Status: **DRY**



Doc No.

Date:

Time:

ABB FIA FORMULA E CHAMPIONSHIP

Round 6 - Punta del Este ePrix - Qualifying Groups

CLASSIFICATION

Official Timekeeper: TAGHeuer

POS	NO	DRIVER	NAT	TEAM	TIME	GAP	SESSION
1	25	Jean-Eric VERGNE	FRA	TECHEETAH	1:13.672		Qualifying Group 4
2	1	Lucas DI GRASSI	BRA	Audi Sport ABT Schaeffler	1:14.032	0.360	Qualifying Group 1
3	20	Mitch EVANS	NZL	Panasonic Jaguar Racing	1:14.093	0.421	Qualifying Group 3
4	36	Alex LYNN	GBR	DS Virgin Racing	1:14.135	0.463	Qualifying Group 2
5	16	Oliver TURVEY	GBR	NIO Formula E Team	1:14.181	0.509	Qualifying Group 3
6	66	Daniel ABT	DEU	Audi Sport ABT Schaeffler	1:14.224	0.552	Qualifying Group 3
7	9	Sébastien BUEMI	CHE	Renault e.dams	1:14.320	0.648	Qualifying Group 4
8	18	André LOTTERER	DEU	TECHEETAH	1:14.442	0.770	Qualifying Group 2
9	5	Maro ENGEL	DEU	Venturi Formula E Team	1:14.523	0.851	Qualifying Group 1
10	2	Sam BIRD	GBR	DS Virgin Racing	1:14.552	0.880	Qualifying Group 4
11	6	José Maria LOPEZ	ARG	DRAGON	1:14.605	0.933	Qualifying Group 2
12	7	Jérôme D'AMBROSIO	BEL	DRAGON	1:14.673	1.001	Qualifying Group 1
13	28	Antonio Felix DA COSTA	PRT	Andretti Formula E	1:14.973	1.301	Qualifying Group 2
14	19	Felix ROSENQVIST	SWE	Mahindra Racing	1:15.104	1.432	Qualifying Group 4
15	68	Luca FILIPPI	ITA	NIO Formula E Team	1:15.444	1.772	Qualifying Group 1
16	4	Edoardo MORTARA	CHE	Venturi Formula E Team	1:15.493	1.821	Qualifying Group 3
17	27	Tom BLOMQVIST	GBR	Andretti Formula E	1:16.424	2.752	Qualifying Group 1

NOT CLASSIFIED:

23	Nick HEIDFELD	DEU	Mahindra Racing	1:31.701	18.029	15.277	Qualifying Group 3
3	Nelson PIQUET	BRA	Panasonic Jaguar Racing	1:42.656	28.984	10.955	Qualifying Group 4
8	Nicolas PROST	FRA	Renault e.dams	1:53.358	39.686	10.702	Qualifying Group 2

Race Director:

Timekeeper

Series Partners:

Title Partner Global Partner Technical Partner Official Partners



No part of these results/data may be reproduced, stored in a retrieval system or transmitted in any form or by any means electronic, mechanical, photocopying, recording, broadcasting or otherwise without prior permission of the copyright holder except for reproduction in local/national/international daily press and regular printed publications on sale to the public within 90 days of the event to which the results/data relate and provided that the copyright symbol appears together with the name of the copyright holder.

The FÉDÉRATION INTERNATIONALE DE L'AUTOMOBILE logo, FÉDÉRATION INTERNATIONALE DE L'AUTOMOBILE, FIA logo, FIA, FIA FORMULA-E CHAMPIONSHIP, FIA FORMULA-E CHAMPIONSHIP logo and related marks are protected trademarks of the Fédération Internationale de l'Automobile (FIA), Chemin de Blandonnet 2, 1214 Vernier, Switzerland.

©2017, Fédération Internationale de l'Automobile (FIA)



Doc No.

Date:

Time:

ABB FIA FORMULA E CHAMPIONSHIP

Round 6 - Punta del Este ePrix - Super Pole

CLASSIFICATION

Official Timekeeper: TAG Heuer

POS	NO	DRIVER	NAT	TEAM	CAR	TIME	LAP	TOTAL	GAP	KPH
1	1	Lucas DI GRASSI	BRA	Audi Sport ABT Schaeffler	Audi e-tron FE04	1:13.948	2	3	-	135.6
2	36	Alex LYNN	GBR	DS Virgin Racing	DS Virgin DSV-03	1:14.189	2	3	+0.241	135.1
3	20	Mitch EVANS	NZL	Panasonic Jaguar Racing	Jaguar I-Type II	1:14.640	2	3	+0.692	134.3
4	16	Oliver TURVEY	GBR	NIO Formula E Team	NextEV NIO Sport 003	1:14.978	2	3	+1.030	133.7
5	25	Jean-Eric VERGNE	FRA	TECHEETAH	Renault Z.E. 17	1:16.806	2	3	+2.858	130.5

FASTEST LAP

1	L. DI GRASSI	BRA	Audi Sport ABT Schaeffler	Audi e-tron FE04	1:13.948 on Lap 2	135.6 Kph
---	--------------	-----	---------------------------	------------------	-------------------	-----------

Race Director:

Timekeeper

Series Partners:

Title Partner Global Partner Technical Partner Official Partners



No part of these results/data may be reproduced, stored in a retrieval system or transmitted in any form or by any means electronic, mechanical, photocopying, recording, broadcasting or otherwise without prior permission of the copyright holder except for reproduction in local/national/international daily press and regular printed publications on sale to the public within 90 days of the event to which the results/data relate and provided that the copyright symbol appears together with the name of the copyright holder.

The FÉDÉRATION INTERNATIONALE DE L'AUTOMOBILE logo, FÉDÉRATION INTERNATIONALE DE L'AUTOMOBILE, FIA logo, FIA, FIA FORMULA-E CHAMPIONSHIP, FIA FORMULA-E CHAMPIONSHIP logo and related marks are protected trademarks of the Fédération Internationale de l'Automobile (FIA), Chemin de Blandonnet 2, 1214 Vernier, Switzerland.

©2017, Fédération Internationale de l'Automobile (FIA)



FIA FORMULA E
CHAMPIONSHIP
2017-18

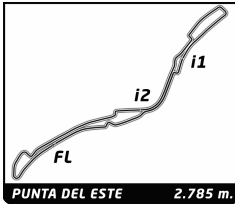


ABB FIA Formula E Championship

Round 6 - Punta del Este ePrix

Super Pole

Best Sector Times

Official Timekeeper TAG Heuer

SECTOR 1			SECTOR 2			SECTOR 3				
Pos	Driver	Time	Driver	Time	Driver	Time	Pos	Driver	Ideal Lap	Best Lap
1	36 A.LYNN	20.703	1 L.DI GRASSI	25.616	1 L.DI GRASSI	27.588	1	1 L.DI GRASSI	1:13.948	1:13.948 (1)
2	1 L.DI GRASSI	20.744	36 A.LYNN	25.630	36 A.LYNN	27.856	2	36 A.LYNN	1:14.189	1:14.189 (2)
3	20 M.EVANS	20.820	16 O.TURVEY	25.815	20 M.EVANS	27.968	3	20 M.EVANS	1:14.640	1:14.640 (3)
4	16 O.TURVEY	20.881	20 M.EVANS	25.852	16 O.TURVEY	28.282	4	16 O.TURVEY	1:14.978	1:14.978 (4)
5	25 J.VERGNE	21.273	25 J.VERGNE	26.401	25 J.VERGNE	29.132	5	25 J.VERGNE	1:16.806	1:16.806 (5)



Julius Bär



Qualcomm



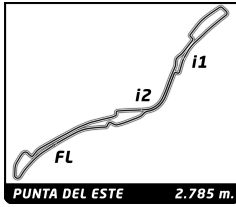


ABB FIA Formula E Championship

Round 6 - Punta del Este ePrix

Super Pole

Fastest Lap Sequence

Official Timekeeper 

Practice Time	Driver	Team	Car	Time	Kph	Lap
2:59.606	16 Oliver TURVEY	NIO Formula E Team	NextEV NIO Sport 003	1:14.978	133.7	2
5:30.513	36 Alex LYNN	DS Virgin Racing	DS Virgin DSV-03	1:14.189	135.1	2
10:31.497	1 Lucas DI GRASSI	Audi Sport ABT Schaeffler	Audi e-tron FE04	1:13.948	135.6	2



FIA FORMULA E
CHAMPIONSHIP
2017-18

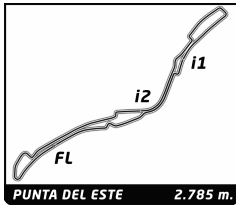


ABB FIA Formula E Championship

Round 6 - Punta del Este ePrix

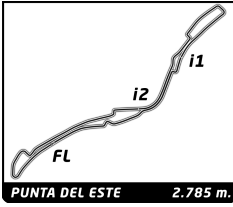
Super Pole

Analysis

Official Timekeeper TAG Heuer

■ 200KW ■ Personal Best ■ Session Best B Crossing the finish line in pit lane

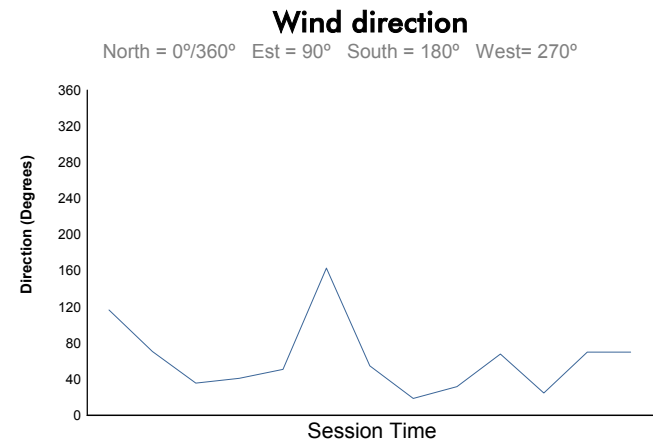
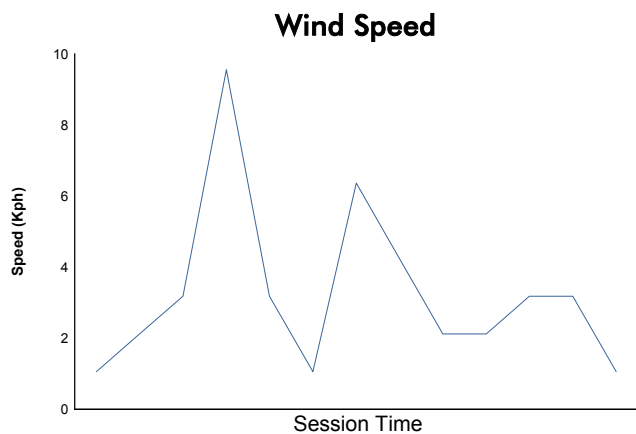
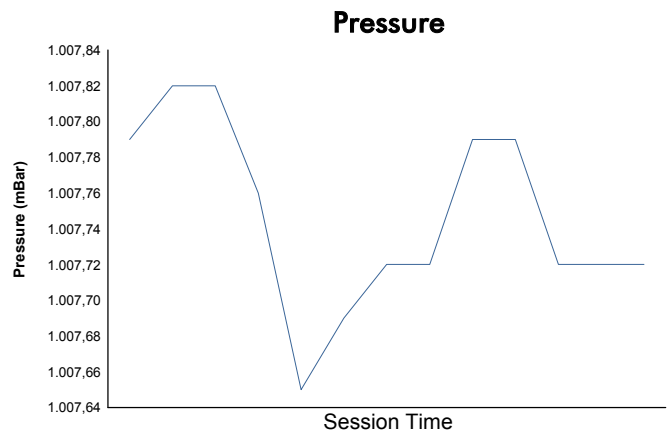
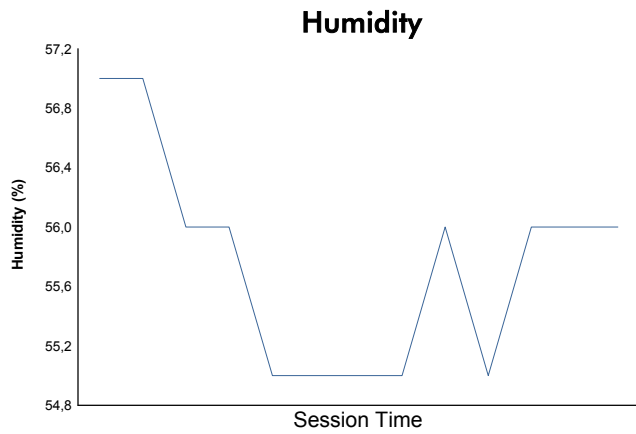
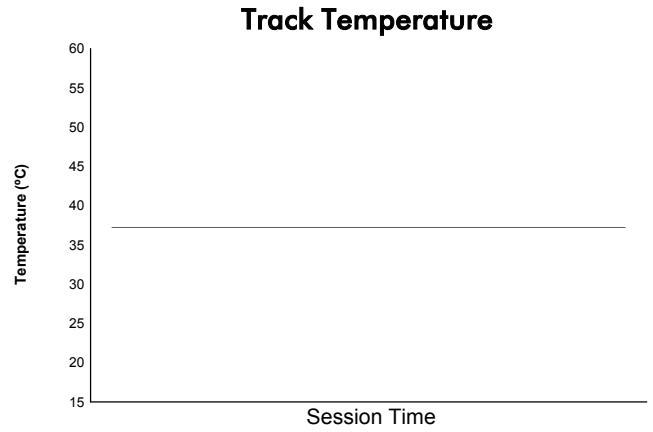
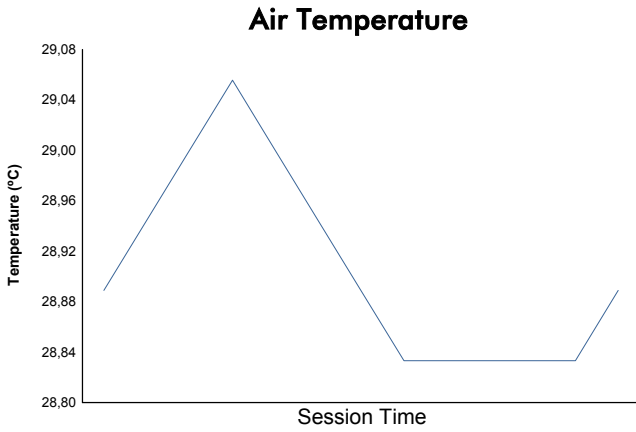
Lap	Time	Sector 1	Sector 2	Sector 3	Kph	Elapsed	Lap	Time	Sector 1	Sector 2	Sector 3	Kph	Elapsed
1 Lucas DI GRASSI BRA													
Audi Sport ABT Schaeffler Audi e-tron FE04													
1	A	9:17.549	■ 8:10.466	33.981	33.102	18.0	9:17.549						
2	A	1:13.948	■ 20.744	25.616	27.588	135.6	10:31.497						
3	A	1:31.530 B	■ 26.194	30.423	34.913	109.5	12:03.027						
16 Oliver TURVEY GBR													
NIO Formula E Team NextEV NIO Sport 003													
1	B	1:44.628	■ 30.896	37.652	36.080	95.8	1:44.628						
2	B	1:14.978	■ 20.881	25.815	28.282	133.7	2:59.606						
3	B	1:27.344 B	■ 23.717	27.352	36.275	114.8	4:26.950						
20 Mitch EVANS NZL													
Panasonic Jaguar Racing Jaguar I-Type II													
1	B	6:54.126	■ 5:36.201	41.199	36.726	24.2	6:54.126						
2	B	1:14.640	■ 20.820	25.852	27.968	134.3	8:08.766						
3	B	1:42.200 B	■ 31.223	32.398	38.579	98.1	9:50.966						
25 Jean-Eric VERGNE FRA													
TECHEETAH Renault Z.E. 17													
1	B	11:37.116	■ ...	34.080	31.959	14.4	11:37.116						
2	B	1:16.806	■ 21.273	26.401	29.132	130.5	12:53.922						
3	B	1:34.021 B	■ 27.029	28.003	38.989	106.6	14:27.943						
36 Alex LYNN GBR													
DS Virgin Racing DS Virgin DSV-03													
1	B	4:16.324	■ 3:02.503	36.832	36.989	39.1	4:16.324						
2	B	1:14.189	■ 20.703	25.630	27.856	135.1	5:30.513						
3	B	1:42.357 B	■ 22.781	29.236	50.340	98.0	7:12.870						



Round 6 - Punta del Este ePrix
ABB FIA Formula E Championship
Super Pole

Weather Report

Official Timekeeper 



Track Status: **DRY**



Doc No.

Date:

Time:

ABB FIA FORMULA E CHAMPIONSHIP

Round 6 - Punta del Este ePrix - Qualifying

FINAL CLASSIFICATION

Official Timekeeper: TAG Heuer

POS	NO	DRIVER	NAT	TEAM	GROUPS	SUPER POLE	TIME	GAP
1	25	Jean-Eric VERGNE	FRA	TECHEETAH	1:13.672	1:16.806	1:16.806	
2	1	Lucas DI GRASSI	BRA	Audi Sport ABT Schaeffler	1:14.032			
3	36	Alex LYNN	GBR	DS Virgin Racing	1:14.135			
4	16	Oliver TURVEY	GBR	NIO Formula E Team	1:14.181			
5	66	Daniel ABT	DEU	Audi Sport ABT Schaeffler	1:14.224		1:14.224	0.043 0.043
6	9	Sébastien BUEMI	CHE	Renault e.dams	1:14.320		1:14.320	0.139 0.096
7	18	André LOTTERER	DEU	TECHEETAH	1:14.442		1:14.442	0.261 0.122
8	5	Maro ENGEL	DEU	Venturi Formula E Team	1:14.523		1:14.523	0.342 0.081
9	2	Sam BIRD	GBR	DS Virgin Racing	1:14.552		1:14.552	0.371 0.029
10	7	Jérôme D'AMBROSIO	BEL	DRAGON	1:14.673		1:14.673	0.492 0.121
11	28	Antonio Felix DA COSTA	PRT	Andretti Formula E	1:14.973		1:14.973	0.792 0.300
12	19	Felix ROSENQVIST	SWE	Mahindra Racing	1:15.104		1:15.104	0.923 0.131
13	68	Luca FILIPPI	ITA	NIO Formula E Team	1:15.444		1:15.444	1.263 0.340
14	4	Edoardo MORTARA	CHE	Venturi Formula E Team	1:15.493		1:15.493	1.312 0.049
15	27	Tom BLOMQVIST	GBR	Andretti Formula E	1:16.424		1:16.424	2.243 0.931

NOT CLASSIFIED:

3	Nelson PIQUET	BRA	Panasonic Jaguar Racing	1:42.656	1:42.656	28.475	26.232
8	Nicolas PROST	FRA	Renault e.dams	1:53.358	1:53.358	39.177	10.702
20	Mitch EVANS	NZL	Panasonic Jaguar Racing				
23	Nick HEIDFELD	DEU	Mahindra Racing				
6	José Maria LOPEZ	ARG	DRAGON				

Car 23 - Cancellation of the best QP times - Stewards Doc No. 34
 Car 1, 36, 16 - Cancellation of SP times - Stewards Doc No. 38, 39, 40
 Car 20 - Cancellation of all QP and SP times - Stewards Doc No. 41
 Car 6 - Cancellation of all QP times - Stewards Doc No. 42

Stewards:

Timekeeper

Series Partners:



No part of these results/data may be reproduced, stored in a retrieval system or transmitted in any form or by any means electronic, mechanical, photocopying, recording, broadcasting or otherwise without prior permission of the copyright holder except for reproduction in local/national/international daily press and regular printed publications on sale to the public within 90 days of the event to which the results/data relate and provided that the copyright symbol appears together with the name of the copyright holder.

The FÉDÉRATION INTERNATIONALE DE L'AUTOMOBILE logo, FÉDÉRATION INTERNATIONALE DE L'AUTOMOBILE, FIA logo, FIA, FIA FORMULA-E CHAMPIONSHIP, FIA FORMULA-E CHAMPIONSHIP logo and related marks are protected trademarks of the Fédération Internationale de l'Automobile (FIA), Chemin de Blandonnet 2, 1214 Vernier, Switzerland.

©2017, Fédération Internationale de l'Automobile (FIA)



ABB FIA Formula E Championship

Round 6 - Punta del Este ePrix

Race (37 laps, 103,0 km.)

Starting Grid

Official Timekeeper 

1:53.358	Nicolas PROST	Renault e.dams	8	- 10 -	27	Andretti Formula E	1:16.424	Tom BLOMQUIST
	Nick HEIDFELD	Mahindra Racing	23	- 9 -	6	DRAGON		José María LOPEZ
1:15.444	Luca FILIPPI	NIO Formula E Team	68	- 8 -	20	Panasonic Jaguar Racing		Mitch EVANS
1:15.493	Edoardo MORTARA	Venturi Formula E Team	4	- 7 -	3	Panasonic Jaguar Racing	1:42.656	Nelson PIQUET
1:14.973	Antonio Felix DA COSTA	Andretti Formula E	28	- 6 -	19	Mahindra Racing	1:15.104	Felix ROSENQVIST
1:14.552	Sam BIRD	DS Virgin Racing	2	- 5 -	7	DRAGON	1:14.673	Jérôme D'AMBROSIO
1:14.442	André LOTTERER	TECHEETAH	18	- 4 -	5	Venturi Formula E Team	1:14.523	Maro ENGEL
1:14.224	Daniel ABT	Audi Sport ABT Schaeffler	66	- 3 -	9	Renault e.dams	1:14.320	Sébastien BUEMI
	Alex LYNN	DS Virgin Racing	36	- 2 -	16	NIO Formula E Team		Oliver TURVEY
1:16.806	Jean-Eric VERGNE	TECHEETAH	25	- 1 -	1	Audi Sport ABT Schaeffler		Lucas DI GRASSI

Pole

Car 68 - Drop of 3 grid positions - Speeding under red flag - Stewards' Document No. 22
 Cars 8 & 27 - Drop of 10 grid positions - Change of gearbox - Stewards' Document Nos. 47 & 48

Stewards:

Timekeeper:



FIA FORMULA E
CHAMPIONSHIP
2017-18

Doc No.

Date:

Time:

ABB FIA FORMULA E CHAMPIONSHIP
Round 6 - Punta del Este ePrix - Race (37 laps, 103,0 km.)

FINAL CLASSIFICATION

Official Timekeeper:

POS	PTS	NO	DRIVER	NAT	TEAM	VEHICLE	LAPS	TIME	GAP	KPH	Best	Lap
1	(28)	25	J. VERGNE	FRA	TECHEETAH	Renault Z.E. 17	37	50:43.809	-	121.9	1:17.282	25
2	(18)	1	L. DI GRASSI	BRA	Audi Sport ABT Schaeffler	Audi e-tron FE04	37	50:44.256	+0.447	121.9	1:17.314	25
3	(15)	2	S. BIRD	GBR	DS Virgin Racing	DS Virgin DSV-03	37	50:46.420	+2.611	121.8	1:17.220	25
4	(12)	20	M. EVANS	NZL	Panasonic Jaguar Racing	Jaguar I-Type II	37	50:47.884	+4.075	121.7	1:17.041	25
5	(10)	19	F. ROSENQVIST	SWE	Mahindra Racing	Mahindra M4Electro	37	50:48.033	+4.224	121.7	1:17.107	23
6	(8)	36	A. LYNN	GBR	DS Virgin Racing	DS Virgin DSV-03	37	50:51.481	+7.672	121.6	1:17.296	26
7	(6)	16	O. TURVEY	GBR	NIO Formula E Team	NextEV NIO Sport 003	37	50:55.627	+11.818	121.4	1:17.747	34
8	(5)	6	J. LOPEZ	ARG	DRAGON	PENSKE EV-2	37	50:56.421	+12.612	121.4	1:16.811	31
9	(2)	7	J. D'AMBROSIO	BEL	DRAGON	PENSKE EV-2	37	51:06.051	+22.242	121.0	1:17.030	23
10	(1)	5	M. ENGEL	DEU	Venturi Formula E Team	Venturi VM200-FE-03	37	51:10.102	+26.293	120.9	1:17.494	25
11		28	A. DA COSTA	PRT	Andretti Formula E	Andretti ATEC-03	37	51:11.144	+27.335	120.8	1:17.573	24
12		18	A. LOTTERER	DEU	TECHEETAH	Renault Z.E. 17	37	51:22.540	+38.731	120.4	1:17.679	16
13		68	L. FILIPPI	ITA	NIO Formula E Team	NextEV NIO Sport 003	37	51:23.735	+39.926	120.3	1:17.427	25
14		66	D. ABT	DEU	Audi Sport ABT Schaeffler	Audi e-tron FE04	37	51:26.948	+43.139	120.2	1:17.381	28
15		8	N. PROST	FRA	Renault e.dams	Renault Z.E. 17	37	51:31.003	+47.194	120.0	1:17.241	27
16		27	T. BLOMQVIST	GBR	Andretti Formula E	Andretti ATEC-03	37	51:43.108	+59.299	119.6	1:17.519	33
17		4	E. MORTARA	CHE	Venturi Formula E Team	Venturi VM200-FE-03	36	50:54.028	1 Lap	118.2	1:18.420	7

NOT CLASSIFIED

9			S. BUEMI	CHE	Renault e.dams	Renault Z.E. 17	29	41:16.815			1:17.843	28
3			N. PIQUET	BRA	Panasonic Jaguar Racing	Jaguar I-Type II	25	37:35.464			1:18.218	9
23			N. HEIDFELD	DEU	Mahindra Racing	Mahindra M4Electro	1	1:33.413				

POLE POSITION

25			J. VERGNE	FRA	TECHEETAH	Renault Z.E. 17		1:16.806			130.5 Kph	
----	--	--	-----------	-----	-----------	-----------------	--	----------	--	--	-----------	--

FASTEST LAP

6			J. LOPEZ	ARG	DRAGON	PENSKE EV-2		1:16.811 on Lap 31			130.5 Kph	
---	--	--	----------	-----	--------	-------------	--	--------------------	--	--	-----------	--

FASTEST LAP IN TOP 10

6			J. LOPEZ	ARG	DRAGON	PENSKE EV-2		1:16.811 on Lap 31			130.5 Kph	
---	--	--	----------	-----	--------	-------------	--	--------------------	--	--	-----------	--

Stewards

Timekeeper

Series Partners:

Title Partner Global Partner Technical Partner Official Partners



No part of these results/data may be reproduced, stored in a retrieval system or transmitted in any form or by any means electronic, mechanical, photocopying, recording, broadcasting or otherwise without prior permission of the copyright holder except for reproduction in local/national/international daily press and regular printed publications on sale to the public within 90 days of the event to which the results/data relate and provided that the copyright symbol appears together with the name of the copyright holder.

The FÉDÉRATION INTERNATIONALE DE L'AUTOMOBILE logo, FÉDÉRATION INTERNATIONALE DE L'AUTOMOBILE, FIA logo, FIA, FIA FORMULA-E CHAMPIONSHIP, FIA FORMULA-E CHAMPIONSHIP logo and related marks are protected trademarks of the Fédération Internationale de l'Automobile (FIA), Chemin de Blandonnet 2, 1214 Vernier, Switzerland.

©2017, Fédération Internationale de l'Automobile (FIA)

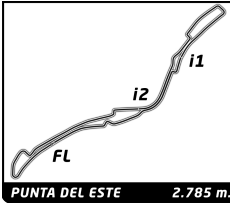


ABB FIA Formula E Championship

Round 6 - Punta del Este ePrix

Race

Lap Chart

Official Timekeeper 

Nr	Pos	Grid	LAP																																	
			1	2	3	4	5	6	7	8	9	10	11	12	13	14	15	16	17	18	19	20	21	22	23	24	25	26	27	28	29	30	31	32		
25	1	25	25	25	25	25	25	25	25	25	25	25	25	25	25	25	25	25	25	25	25	25	25	25	25	25	25	25	25	25	25	25	25	25	25	25
1	2	1	1	1	1	1	1	1	1	1	1	1	1	1	1	1	1	1	1	1	1	1	1	1	1	1	1	1	1	1	1	1	1	1	1	1
36	3	36	36	36	36	36	36	36	36	36	36	36	36	36	36	36	36	36	36	36	36	36	36	36	36	36	36	36	36	36	36	36	36	36	36	36
16	4	16	16	16	16	16	16	16	16	16	16	16	16	16	16	16	16	16	16	16	16	16	16	16	16	16	16	16	16	16	16	16	16	16	16	16
66	5	66	66	66	66	66	66	66	66	66	66	66	66	66	66	66	66	66	66	66	66	66	66	66	66	66	66	66	66	66	66	66	66	66	66	66
9	6	9	18	18	18	9	9	9	9	9	9	9	9	9	9	9	9	9	9	9	9	9	9	9	9	9	9	9	9	9	9	9	9	9	9	
18	7	18	2	2	2	18	18	18	2	2	2	2	5	5	5	5	19	19	19	19	19	19	19	19	19	19	19	19	19	19	19	19	19	19	19	
5	8	5	9	9	9	5	2	2	5	5	5	5	19	19	19	19	5	5	5	20	20	36	20	16	5	5	5	5	5	5	5	5	5	5		
2	9	2	5	5	5	5	5	5	28	28	28	28	28	28	28	28	20	20	20	20	20	20	20	5	6	19	16	5	6	6	6	6	6	6	6	
7	10	7	28	28	28	28	28	28	18	7	7	7	7	28	7	7	7	6	6	6	5	20	5	6	28	28	7	7	7	7	7	7	7	7		
28	11	28	7	7	7	7	7	7	19	19	19	19	20	7	28	6	6	7	28	28	7	16	6	28	7	7	28	28	28	28	28	28	28	28		
19	12	19	68	68	19	19	19	19	18	20	20	18	6	6	28	28	28	28	7	7	28	5	28	7	18	18	18	18	18	18	18	18	18	18		
4	13	4	19	19	68	68	68	68	20	20	18	18	68	4	4	4	18	18	18	27	8	28	7	18	68	68	68	68	68	68	68	68	68	68		
3	14	3	20	20	20	20	20	20	68	68	68	68	6	18	18	18	27	27	27	68	27	18	18	68	9	9	66	66	66	66	66	66	66	66		
68	15	68	3	3	3	3	3	3	4	4	4	4	6	6	4	68	68	68	68	68	68	68	8	68	68	68	9	66	66	27	27	27	27	27		
20	16	20	4	4	4	4	4	4	6	6	6	4	4	27	27	27	27	8	8	8	18	18	9	9	27	27	27	9	8	8	8	8	27	27		
23	17	23	23	6	6	6	6	27	27	27	27	27	8	8	8	8	4	9	9	9	9	9	9	27	27	8	8	8	8	8	8	8	8	8		
6	18	6	6	27	27	27	27	8	8	8	3	3	9	9	9	9	9	4	4	4	4	4	4	4	4	4	4	4	4	4	4	4	4	4		
8	19	8	27	8	8	8	3	3	3	8	8	3	3	3	3	3	3	3	3	3	3	3	3	3	3	3	3	3	3	3	3	3	3	3		
27	20	27	8																																	

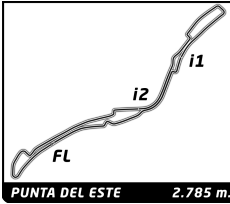


ABB FIA Formula E Championship

Round 6 - Punta del Este ePrix

Race

Lap Chart

Official Timekeeper 

		LAP					
Nr	Pos	33	34	35	36	37	
25	1	25	25	25	25	25	
1	2	1	1	1	1	1	
36	3	2	2	2	2	2	
16	4	20	20	20	20	20	
66	5	36	36	36	19	19	
9	6	19	19	19	36	36	
18	7	16	16	16	16	16	
5	8	6	6	6	6	6	
2	9	7	7	7	7	7	
7	10	5	5	5	5	5	
28	11	28	28	28	28	28	
19	12	68	68	68	68	18	
4	13	18	18	18	18	68	
3	14	66	66	66	66	66	
68	15	8	8	8	8	8	
20	16	27	27	27	27	27	
23	17	4	4	4	4	4	
6	18						
8	19						
27	20						

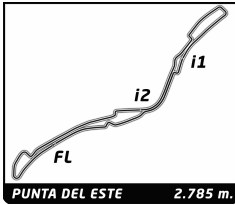


ABB FIA Formula E Championship

Round 6 - Punta del Este ePrix

Race

Best Sector Times

Official Timekeeper

SECTOR 1			SECTOR 2		SECTOR 3						
Pos	Driver	Time	Driver	Time	Driver	Time	Pos	Driver	Ideal Lap	Best Lap	
1	6 J.LOPEZ	21.740	8 N.PROST	26.198	7 J.D'AMBROSIO	28.553	1	6 J.LOPEZ	1:16.701	1:16.811	(1)
2	8 N.PROST	21.757	1 L.DI GRASSI	26.268	19 F.ROSENQVIST	28.560	2	19 F.ROSENQVIST	1:16.774	1:17.107	(4)
3	20 M.EVANS	21.782	20 M.EVANS	26.286	25 J.VERGNE	28.655	3	7 J.D'AMBROSIO	1:16.812	1:17.030	(2)
4	19 F.ROSENQVIST	21.784	6 J.LOPEZ	26.292	6 J.LOPEZ	28.669	4	20 M.EVANS	1:16.834	1:17.041	(3)
5	2 S.BIRD	21.844	36 A.LYNN	26.322	66 D.ABT	28.698	5	8 N.PROST	1:16.929	1:17.241	(6)
6	68 L.FILIPPI	21.877	2 S.BIRD	26.333	20 M.EVANS	28.766	6	2 S.BIRD	1:17.083	1:17.220	(5)
7	7 J.D'AMBROSIO	21.924	7 J.D'AMBROSIO	26.335	36 A.LYNN	28.780	7	36 A.LYNN	1:17.117	1:17.296	(8)
8	27 T.BLOMQVIST	21.926	5 M.ENGEL	26.411	18 A.LOTTERER	28.818	8	25 J.VERGNE	1:17.169	1:17.282	(7)
9	16 O.TURVEY	21.980	19 F.ROSENQVIST	26.430	28 A.DA COSTA	28.822	9	1 L.DI GRASSI	1:17.213	1:17.314	(9)
10	9 S.BUEMI	21.983	25 J.VERGNE	26.498	5 M.ENGEL	28.841	10	66 D.ABT	1:17.270	1:17.381	(10)
11	36 A.LYNN	22.015	27 T.BLOMQVIST	26.530	2 S.BIRD	28.906	11	27 T.BLOMQVIST	1:17.383	1:17.519	(13)
12	25 J.VERGNE	22.016	66 D.ABT	26.532	1 L.DI GRASSI	28.910	12	5 M.ENGEL	1:17.385	1:17.494	(12)
13	1 L.DI GRASSI	22.035	18 A.LOTTERER	26.550	27 T.BLOMQVIST	28.927	13	68 L.FILIPPI	1:17.403	1:17.427	(11)
14	66 D.ABT	22.040	28 A.DA COSTA	26.560	68 L.FILIPPI	28.948	14	18 A.LOTTERER	1:17.409	1:17.679	(15)
15	18 A.LOTTERER	22.041	68 L.FILIPPI	26.578	8 N.PROST	28.974	15	28 A.DA COSTA	1:17.442	1:17.573	(14)
16	28 A.DA COSTA	22.060	16 O.TURVEY	26.646	16 O.TURVEY	28.992	16	16 O.TURVEY	1:17.618	1:17.747	(16)
17	3 N.PIQUET	22.111	9 S.BUEMI	26.651	9 S.BUEMI	29.089	17	9 S.BUEMI	1:17.723	1:17.843	(17)
18	5 M.ENGEL	22.133	3 N.PIQUET	26.757	3 N.PIQUET	29.246	18	3 N.PIQUET	1:18.114	1:18.218	(18)
19	4 E.MORTARA	22.338	4 E.MORTARA	26.760	4 E.MORTARA	29.322	19	4 E.MORTARA	1:18.420	1:18.420	(19)



ABB FIA Formula E Championship

Round 6 - Punta del Este ePrix

Race

Fastest Lap Sequence

Official Timekeeper 

Practice Time	Driver	Team	Car	Time	Kph	Lap
2:43.828	25 Jean-Eric VERGNE	TECHEETAH	Renault Z.E. 17	1:19.410	126.3	2
2:44.182	1 Lucas DI GRASSI	Audi Sport ABT Schaeffler	Audi e-tron FE04	1:19.169	126.6	2
2:45.792	16 Oliver TURVEY	NIO Formula E Team	NextEV NIO Sport 003	1:19.112	126.7	2
2:51.855	20 Mitch EVANS	Panasonic Jaguar Racing	Jaguar I-Type II	1:19.036	126.9	2
4:02.842	25 Jean-Eric VERGNE	TECHEETAH	Renault Z.E. 17	1:19.014	126.9	3
4:04.177	36 Alex LYNN	DS Virgin Racing	DS Virgin DSV-03	1:19.000	126.9	3
4:13.528	6 José Maria LOPEZ	DRAGON	PENSKE EV-2	1:18.528	127.7	3
9:42.416	25 Jean-Eric VERGNE	TECHEETAH	Renault Z.E. 17	1:18.336	128.0	6
9:42.916	1 Lucas DI GRASSI	Audi Sport ABT Schaeffler	Audi e-tron FE04	1:18.200	128.2	6
9:45.241	9 Sébastien BUEMI	Renault e.dams	Renault Z.E. 17	1:18.102	128.4	6
9:54.334	6 José Maria LOPEZ	DRAGON	PENSKE EV-2	1:18.041	128.5	6
11:11.875	6 José Maria LOPEZ	DRAGON	PENSKE EV-2	1:17.541	129.3	7
19:04.798	6 José Maria LOPEZ	DRAGON	PENSKE EV-2	1:17.539	129.3	13
30:01.370	19 Felix ROSENQVIST	Mahindra Racing	Mahindra M4Electro	1:17.440	129.5	21
30:01.821	20 Mitch EVANS	Panasonic Jaguar Racing	Jaguar I-Type II	1:17.109	130.0	21
32:35.757	19 Felix ROSENQVIST	Mahindra Racing	Mahindra M4Electro	1:17.107	130.0	23
32:36.424	20 Mitch EVANS	Panasonic Jaguar Racing	Jaguar I-Type II	1:17.097	130.0	23
32:52.262	7 Jérôme D'AMBROSIO	DRAGON	PENSKE EV-2	1:17.030	130.2	23
34:07.385	6 José Maria LOPEZ	DRAGON	PENSKE EV-2	1:16.937	130.3	24
43:10.427	6 José Maria LOPEZ	DRAGON	PENSKE EV-2	1:16.811	130.5	31



FIA FORMULA E
CHAMPIONSHIP
2017-18

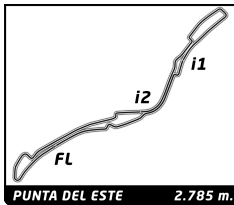


ABB FIA Formula E Championship

Round 6 - Punta del Este ePrix

Race

Analysis by lap

Official Timekeeper TAG Heuer

Lapped

Nr	Lap Time	Gap	Nr	Lap Time	Gap	Nr	Lap Time	Gap	Nr	Lap Time	Gap	Nr	Lap Time	Gap			
Lap 1																	
25	1:24.418		19	1:19.710	8.236	66	1:18.446	2.152	3	1:18.451	19.225	18	1:19.571	14.148			
1	1:25.013	0.595	68	1:20.370	8.696	9	1:18.102	2.825				68	1:19.538	14.468			
36	1:25.701	1.283	20	1:19.930	8.943	18	1:18.384	4.188	Lap 9								
16	1:26.680	2.262	3	1:19.797	9.352	2	1:18.560	4.830	25	1:18.040		6	1:19.497	14.911			
66	1:27.101	2.683	4	1:19.319	9.876	5	1:18.504	5.564	1	1:18.041	0.565	4	1:19.210	15.567			
18	1:27.547	3.129	6	1:18.528	10.686	28	1:18.421	6.135	36	1:18.228	1.557	27	1:19.010	18.983			
2	1:28.141	3.723	27	1:18.855	11.573	7	1:18.452	6.846	16	1:18.298	2.468	8	1:19.739	22.549			
9	1:28.646	4.228	8	1:19.714	13.599	19	1:18.437	7.322	66	1:18.222	2.810	9	1:38.174	24.837			
5	1:29.154	4.736	Lap 4						68	1:18.800	8.502	9	1:18.036	3.419	Lap 12		
28	1:29.872	5.454	25	1:28.766		20	1:18.829	8.854	2	1:18.239	5.474	25	1:18.020				
7	1:30.011	5.593	1	1:29.637	1.314	4	1:18.842	10.568	5	1:17.870	6.254	1	1:18.143	0.550			
68	1:31.258	6.840	36	1:30.826	3.395	6	1:18.041	11.918	28	1:18.127	7.291	36	1:18.251	1.413			
19	1:32.186	7.768	16	1:32.059	5.563	27	1:19.837	14.561	7	1:18.701	9.063	66	1:17.932	2.374			
20	1:32.819	8.401	66	1:32.341	6.436	8	1:20.604	16.230	19	1:17.981	10.125	16	1:19.500	3.574			
3	1:32.842	8.424	9	1:31.734	7.776	3	1:28.030	18.832	20	1:18.156	10.511	2	1:18.660	7.140			
4	1:33.139	8.721	18	1:33.907	9.092	Lap 7						68	1:19.658	12.608	5	1:18.500	8.059
23	1:33.413	8.995	5	1:32.916	9.605	25	1:18.735		6	1:19.868	13.641	19	1:17.793	9.159			
6	1:33.862	9.444	2	1:34.080	9.724	1	1:18.770	0.535	4	1:20.899	14.234	20	1:18.134	11.530			
27	1:34.325	9.907	28	1:33.055	10.383	36	1:18.729	1.136	27	1:19.593	18.111	28	1:20.013	12.016			
8	1:35.197	10.779	7	1:34.086	11.935	16	1:18.478	1.511	3	1:18.218	19.403	7	1:19.466	12.630			
Lap 2																	
25	1:19.410		19	1:35.052	14.522	66	1:18.418	1.835	8	1:19.830	20.284	6	1:18.175	15.066			
1	1:19.169	0.354	68	1:35.560	15.490	9	1:18.258	2.348	Lap 10						4	1:21.413	18.960
36	1:19.476	1.349	20	1:36.489	16.666	2	1:18.661	4.756	25	1:18.448		18	1:23.455	19.583			
16	1:19.112	1.964	3	1:36.574	17.160	5	1:19.200	6.029	1	1:18.277	0.394	68	1:23.418	19.866			
66	1:19.375	2.648	4	1:37.757	18.867	28	1:19.498	6.898	36	1:18.186	1.295	27	1:19.465	20.428			
18	1:19.896	3.615	6	1:40.355	22.275	18	1:21.791	7.244	16	1:18.255	2.275	8	1:20.433	24.962			
2	1:19.936	4.249	27	1:40.254	23.061	7	1:19.395	7.506	66	1:18.563	2.925	9	1:54.570	1:01.387			
9	1:19.776	4.594	8	1:39.584	24.417	19	1:19.131	7.718	9	1:20.247	5.218	Lap 13					
5	1:19.910	5.236	Lap 5						20	1:18.188	8.307	2	1:18.494	5.520	25	1:17.961	
28	1:19.785	5.829	25	2:52.472		68	1:19.798	9.565	5	1:18.297	6.103	1	1:17.912	0.501			
7	1:20.264	6.447	1	2:51.794	0.636	4	1:18.420	10.253	28	1:18.747	7.590	36	1:18.336	1.788			
68	1:19.910	7.340	36	2:50.312	1.235	6	1:17.541	10.724	7	1:18.534	9.149	66	1:17.703	2.116			
19	1:19.182	7.540	16	2:48.622	1.713	27	1:19.548	15.374	19	1:17.859	9.536	16	1:18.718	4.331			
20	1:19.036	8.027	66	2:48.078	2.042	8	1:19.623	17.118	20	1:18.075	10.138	2	1:17.790	6.969			
3	1:19.555	8.569	9	2:47.755	3.059	3	1:18.656	18.753	18	1:19.319	13.132	5	1:18.418	8.516			
4	1:20.260	9.571	18	2:47.520	4.140	Lap 8						68	1:19.325	13.485	19	1:17.688	8.886
6	1:21.138	11.172	2	2:47.354	4.606	25	1:17.979		6	1:18.776	13.969	20	1:17.901	11.470			
27	1:21.235	11.732	5	2:48.263	5.396	1	1:18.008	0.564	4	1:19.126	14.912	7	1:19.026	13.695			
8	1:21.530	12.899	28	2:48.139	6.050	36	1:18.212	1.369	27	1:18.865	18.528	28	1:20.157	14.212			
Lap 3																	
25	1:19.014		7	2:47.267	6.730	16	1:18.678	2.210	3	1:18.283	19.238	6	1:17.539	14.644			
1	1:19.103	0.443	19	2:45.171	7.221	66	1:18.772	2.628	8	1:19.529	21.365	4	1:19.455	20.454			
36	1:19.000	1.335	68	2:45.020	8.038	9	1:19.054	3.423	Lap 11						18	1:19.092	20.714
16	1:19.320	2.270	20	2:44.167	8.361	2	1:18.498	5.275	25	1:18.555		68	1:19.380	21.285			
66	1:19.227	2.861	3	2:44.450	9.138	5	1:18.374	6.424	1	1:18.588	0.427	27	1:19.343	21.810			
18	1:19.350	3.951	4	2:43.667	10.062	28	1:18.285	7.204	36	1:18.442	1.182	8	1:19.508	26.509			
2	1:19.175	4.410	6	2:42.410	12.213	7	1:18.875	8.402	16	1:18.374	2.094	3	2:07.686	1 Lap			
9	1:19.228	4.808	27	2:42.471	13.060	19	1:20.445	10.184	66	1:18.092	2.462	9	1:22.584	1:06.010			
5	1:19.233	5.455	8	2:42.017	13.962	18	1:20.978	10.243	2	1:19.535	6.500	Lap 14					
28	1:19.279	6.094	Lap 6						20	1:20.067	10.395	5	1:20.031	7.579	25	1:17.922	
7	1:19.182	6.615	25	1:18.336		68	1:19.404	10.990	19	1:19.535	6.500	1	1:17.954	0.533			
Lap 7																	
1	1:18.200	0.500	4	1:19.101	11.375	9	1:19.101	11.375	36	1:18.405	9.386	36	1:17.893	1.759			
36	1:18.243	1.142	6	1:19.068	11.813	6	1:19.068	11.813	28	1:20.988	10.023	66	1:18.096	2.290			
16	1:18.391	1.768	27	1:19.163	16.558	27	1:19.163	16.558	7	1:20.590	11.184	16	1:18.483	4.892			
Lap 8																	
8	1:19.355	18.494	8	1:19.355	18.494	8	1:19.355	18.494	20	1:19.833	11.416						



ABB FIA Formula E Championship

Round 6 - Punta del Este ePrix

Race

Analysis by lap

Official Timekeeper 

 Lapped

Nr	Lap Time	Gap	Nr	Lap Time	Gap	Nr	Lap Time	Gap	Nr	Lap Time	Gap	Nr	Lap Time	Gap
2	1:17.747	6.794	Lap 17			8	1:20.050	30.310	20	1:17.506	7.714	Lap 25		
5	1:18.129	8.723	25	1:18.242		27	1:24.171	32.911	66	1:22.149	7.728	25	1:17.282	
19	1:18.410	9.374	1	1:18.261	0.532	68	1:24.145	33.442	16	1:18.054	11.650	1	1:17.314	0.537
20	1:17.694	11.242	36	1:19.012	2.800	18	1:19.263	58.132	5	1:18.186	18.577	2	1:17.220	3.733
7	1:18.484	14.257	66	1:18.825	3.083	3	1:24.778	1 Lap	6	1:18.598	21.695	36	1:17.907	5.567
6	1:18.485	15.207	16	1:18.821	6.755	9	1:21.067	1:12.931	28	1:18.591	22.324	19	1:17.311	5.818
28	1:20.561	16.851	2	1:18.519	7.285	4	1:19.800	1:17.953	7	1:17.303	23.619	20	1:17.041	6.158
4	1:19.590	22.122	19	1:18.938	11.273	Lap 20			68	1:18.588	36.470	16	1:17.781	12.118
18	1:19.447	22.239	5	1:19.218	12.177	6	1:23.784		3	1:23.022	1 Lap	5	1:17.494	19.354
68	1:19.361	22.724	20	1:19.054	12.435	7	1:24.400	4.583	9	1:18.288	42.940	6	1:17.318	19.872
27	1:19.584	23.472	6	1:17.587	16.116	8	1:19.313	11.498	27	1:17.719	44.227	7	1:18.088	22.970
8	1:19.433	28.020	28	1:20.087	20.008	25	1:50.912	12.787	8	2:03.139	49.765	28	1:19.067	23.481
3	1:22.590	1 Lap	7	1:21.015	20.346	1	1:52.494	14.831	4	1:21.124	51.362	18	1:18.919	33.181
9	1:21.931	1:10.019	18	1:22.601	28.570	66	1:50.238	16.555	Lap 23			68	1:17.427	36.160
Lap 15			27	1:20.010	30.336	2	1:47.596	17.296	25	1:17.944		66	1:18.208	46.537
25	1:17.910		68	1:19.596	30.625	36	1:50.435	18.599	1	1:17.443	0.616	27	1:18.875	47.791
1	1:17.966	0.589	8	1:19.485	32.437	19	1:48.225	21.494	2	1:17.583	4.062	9	1:20.893	48.891
36	1:18.053	1.902	3	1:23.827	1 Lap	20	1:47.996	22.276	36	1:17.543	5.265	8	1:17.252	49.585
66	1:17.900	2.280	9	1:18.995	1:13.695	16	1:52.261	24.472	19	1:17.107	6.200	3	1:21.781	1 Lap
16	1:18.361	5.343	Lap 18			5	1:53.503	31.045	20	1:17.097	6.867	4	1:19.415	56.914
2	1:18.105	6.989	25	1:18.262		28	1:51.891	34.762	16	1:18.120	11.826	Lap 26		
19	1:18.300	9.764	1	1:18.268	0.538	18	1:18.985	38.992	5	1:18.332	18.965	25	1:17.626	
5	1:19.336	10.149	4	1:21.558	1 Lap	3	1:21.518	1 Lap	6	1:17.140	20.891	1	1:17.423	0.334
20	1:17.839	11.171	36	1:19.173	3.711	68	1:53.729	49.046	28	1:17.735	22.115	2	1:17.896	4.003
7	1:19.048	15.395	66	1:19.210	4.031	9	1:20.222	55.028	7	1:17.030	22.705	36	1:17.296	5.237
6	1:18.576	15.873	2	1:19.011	8.034	27	2:01.541	56.327	18	1:19.361	30.352	19	1:17.796	5.988
28	1:18.522	17.463	16	1:20.519	9.012	4	1:20.162	59.990	68	1:17.969	36.495	20	1:17.917	6.449
18	1:20.424	24.753	19	1:18.799	11.810	Lap 21			9	1:19.022	44.018	16	1:18.380	12.872
27	1:22.504	28.066	20	1:18.483	12.656	25	1:18.592		66	1:55.341	45.125	5	1:17.987	19.715
68	1:23.609	28.423	5	1:19.854	13.769	1	1:17.919	1.371	27	1:19.434	45.717	6	1:17.812	20.058
8	1:20.140	30.250	6	1:20.169	18.023	66	1:18.201	3.377	3	1:23.993	1 Lap	7	1:17.184	22.528
4	1:34.014	38.226	28	1:19.609	21.355	2	1:18.154	4.071	8	1:17.611	49.432	28	1:18.133	23.988
3	1:22.480	1 Lap	7	1:19.644	21.728	8	1:24.305	4.424	4	1:19.747	53.165	18	1:19.215	34.770
9	1:19.853	1:11.962	27	1:20.266	32.340	36	1:18.046	5.266	Lap 24			68	1:17.708	36.242
Lap 16			68	1:20.534	32.897	19	1:17.440	7.555	25	1:17.992		66	1:18.064	46.975
25	1:18.221		8	1:19.685	33.860	20	1:17.109	8.006	1	1:17.881	0.505	27	1:18.252	48.417
1	1:18.145	0.513	3	1:22.352	1 Lap	16	1:18.301	11.394	2	1:17.725	3.795	8	1:17.750	49.709
36	1:18.349	2.030	18	1:52.161	1:02.469	5	1:18.523	18.189	36	1:17.669	4.942	9	1:20.391	51.656
66	1:18.441	2.500	9	1:20.031	1:15.464	6	1:52.274	20.895	19	1:17.581	5.789	4	1:20.580	59.868
16	1:19.054	6.176	4	1:19.629	1:21.753	28	1:18.148	21.531	20	1:17.524	6.399	3	1:35.779	1 Lap
2	1:18.240	7.008	Lap 19			7	1:50.910	24.114	16	1:17.785	11.619	Lap 27		
19	1:19.034	10.577	25	1:23.600		18	1:19.668	27.281	5	1:18.169	19.142	25	1:17.821	
5	1:19.273	11.201	1	1:23.524	0.462	3	1:23.178	1 Lap	6	1:16.937	19.836	1	1:17.819	0.332
20	1:18.673	11.623	66	1:24.011	4.442	68	1:18.013	35.680	28	1:17.573	21.696	2	1:17.508	3.690
6	1:19.119	16.771	36	1:26.178	6.289	9	1:18.801	42.450	7	1:17.451	22.164	36	1:17.696	5.112
7	1:20.399	17.573	2	1:23.391	7.825	27	1:19.358	44.306	18	1:19.184	31.544	19	1:18.163	6.330
28	1:18.921	18.163	16	1:24.924	10.336	4	1:19.425	48.036	68	1:17.512	36.015	20	1:18.341	6.969
18	1:17.679	24.211	19	1:23.184	11.394	Lap 22			9	1:19.254	45.280	16	1:18.129	13.180
27	1:18.723	28.568	20	1:23.349	12.405	25	1:17.798		66	1:18.478	45.611	5	1:17.861	19.755
68	1:19.069	29.271	6	1:19.918	14.341	1	1:17.544	1.117	27	1:18.473	46.198	6	1:18.191	20.428
8	1:19.165	31.194	5	1:25.498	15.667	2	1:18.150	4.423	8	1:18.175	49.615	7	1:17.471	22.178
3	1:23.716	1 Lap	7	1:20.180	18.308	36	1:18.198	5.666	3	1:22.258	1 Lap	28	1:18.516	24.683
9	1:19.201	1:12.942	28	1:23.241	20.996	19	1:17.280	7.037	4	1:19.608	54.781	18	1:19.282	36.231
4	1:57.065	1:17.070												



FIA FORMULA E
CHAMPIONSHIP
2017-18

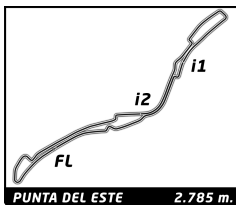


ABB FIA Formula E Championship

Round 6 - Punta del Este ePrix

Race

Analysis by lap

Official Timekeeper TAG Heuer

Lapped

Nr	Lap Time	Gap	Nr	Lap Time	Gap	Nr	Lap Time	Gap	Nr	Lap Time	Gap	Nr	Lap Time	Gap			
68	1:18.679	37.100	5	1:18.736	19.092	6	1:17.677	16.407	16	1:18.352	11.689						
66	1:17.854	47.008	7	1:17.317	19.596	7	1:18.455	22.042	6	1:19.060	14.213						
27	1:18.004	48.600	28	1:18.399	25.194	5	1:19.353	23.929	7	1:19.227	22.248						
8	1:17.241	49.129	18	1:18.885	37.984	28	1:18.802	29.275	5	1:19.460	25.847						
9	1:20.054	53.889	68	1:18.881	38.483	68	1:19.018	39.219	28	1:18.372	28.586						
4	1:19.736	1:01.783	66	1:17.468	44.711	18	1:18.111	40.808	68	1:17.932	39.447						
Lap 28			8	1:17.996	48.921	66	1:17.720	44.239	18	1:18.545	40.181						
25	1:18.421		27	1:18.988	49.665	8	1:17.621	47.713	66	1:18.139	44.248						
1	1:18.395	0.306	4	1:20.099	1:07.029	27	1:17.519	48.900	8	1:18.172	46.056						
2	1:17.733	3.002	Lap 31			4	1:20.694	1:16.281	27	1:20.783	57.386						
36	1:17.831	4.522	25	1:18.036		Lap 34			Lap 37								
20	1:17.650	6.198	1	1:18.073	0.363	25	1:18.727		25	1:19.552							
19	1:18.788	6.697	2	1:17.730	2.179	1	1:18.290	0.106	1	1:19.458	0.447						
16	1:18.099	12.858	36	1:17.694	3.459	2	1:17.901	0.967	2	1:21.019	2.611						
5	1:17.666	19.000	20	1:17.297	3.962	20	1:18.378	5.575	20	1:18.135	4.075						
6	1:17.406	19.413	19	1:18.567	9.286	36	1:18.525	6.407	19	1:17.154	4.224						
7	1:17.494	21.251	16	1:18.080	13.093	19	1:17.782	8.196	36	1:19.977	7.672						
28	1:18.324	24.586	6	1:16.811	17.504	16	1:17.747	12.266	4	1:20.331	1 Lap						
18	1:18.645	36.455	5	1:18.245	19.301	6	1:17.139	14.819	16	1:19.681	11.818						
68	1:18.497	37.176	7	1:18.268	19.828	7	1:18.039	21.354	6	1:17.951	12.612						
66	1:17.381	45.968	28	1:19.470	26.628	5	1:19.097	24.299	7	1:19.546	22.242						
27	1:18.220	48.399	68	1:17.958	38.405	28	1:18.618	29.166	5	1:19.998	26.293						
8	1:17.975	48.683	18	1:19.870	39.818	68	1:18.726	39.218	28	1:18.301	27.335						
9	1:17.843	53.311	66	1:17.855	44.530	18	1:17.977	40.058	18	1:18.102	38.731						
4	1:19.656	1:03.018	8	1:17.637	48.522	66	1:17.792	43.304	68	1:20.031	39.926						
Lap 29			27	1:17.942	49.571	8	1:17.531	46.517	66	1:18.443	43.139						
25	1:17.796		4	1:21.231	1:10.224	27	1:17.960	48.133	8	1:20.690	47.194						
1	1:17.825	0.335	Lap 32			Lap 35			27	1:21.465	59.299						
2	1:17.679	2.885	25	1:17.941		25	1:18.497										
36	1:17.750	4.476	1	1:18.172	0.594	1	1:18.885	0.494									
20	1:17.073	5.475	2	1:17.684	1.922	2	1:18.653	1.123									
19	1:19.363	8.264	36	1:17.899	3.417	4	1:24.307	1 Lap									
16	1:18.624	13.686	20	1:17.603	3.624	20	1:18.311	5.389									
5	1:17.544	18.748	19	1:17.830	9.175	36	1:18.330	6.240									
6	1:17.514	19.131	16	1:17.894	13.046	19	1:17.735	7.434									
7	1:17.216	20.671	6	1:16.986	16.549	16	1:17.918	11.687									
28	1:18.397	25.187	7	1:19.519	21.406	6	1:17.181	13.503									
18	1:18.832	37.491	5	1:21.035	22.395	7	1:18.514	21.371									
68	1:18.614	37.994	28	1:19.605	28.292	5	1:18.935	24.737									
66	1:17.463	45.635	68	1:17.556	38.020	28	1:17.895	28.564									
27	1:18.466	49.069	18	1:18.639	40.516	68	1:19.144	39.865									
8	1:18.430	49.317	66	1:17.749	44.338	18	1:18.425	39.986									
9	1:24.805	1:00.320	8	1:17.330	47.911	66	1:19.652	44.459									
4	1:20.100	1:05.322	27	1:17.570	49.200	8	1:18.214	46.234									
Lap 30			4	1:21.123	1:13.406	27	1:25.317	54.953									
25	1:18.392		Lap 33			Lap 36											
1	1:18.383	0.326	25	1:17.819		25	1:18.350										
2	1:17.992	2.485	1	1:17.768	0.543	1	1:18.397	0.541									
36	1:17.717	3.801	2	1:17.690	1.793	2	1:18.371	1.144									
20	1:17.618	4.701	20	1:20.119	5.924	20	1:18.453	5.492									
19	1:18.883	8.755	36	1:21.011	6.609	19	1:17.538	6.622									
16	1:17.755	13.049	19	1:17.785	9.141	36	1:19.357	7.247									
6	1:17.990	18.729	16	1:18.019	13.246	4	1:24.426	1 Lap									



ABB FIA Formula E Championship

Round 6 - Punta del Este ePrix

Race

Pit Stop Analysis

Official Timekeeper 

Nr.	In Time	In Driver	Out Time	Out Driver	Pit Time	T. Pit Time	Nr.	In Time	In Driver	Out Time	Out Driver	Pit Time	T. Pit Time
1		Audi Sport ABT Schaeffler Audi e-tron FE04					27		Andretti Formula E Andretti ATEC-03				
1	16:30:29.644	L. DI GRASSI	16:31:10.891	L. DI GRASSI	41.247	41.247	1	16:31:02.022	T. BLOMQUIST	16:31:53.067	T. BLOMQUIST	51.045	51.045
2		DS Virgin Racing DS Virgin DSV-03					28		Andretti Formula E Andretti ATEC-03				
1	16:30:36.973	S. BIRD	16:31:15.813	S. BIRD	38.840	38.840	1	16:30:50.180	A. DA COSTA	16:31:31.936	A. DA COSTA	41.756	41.756
3		Panasonic Jaguar Racing Jaguar I-Type II					36		DS Virgin Racing DS Virgin DSV-03				
1	16:21:00.831	N. PIQUET	16:21:55.001	N. PIQUET	54.170	54.170	1	16:30:35.411	A. LYNN	16:31:16.179	A. LYNN	40.768	40.768
4		Venturi Formula E Team Venturi VM200-FE-03					66		Audi Sport ABT Schaeffler Audi e-tron FE04				
1	16:25:48.988	E. MORTARA	16:26:34.213	E. MORTARA	45.225	45.225	1	16:30:33.661	D. ABT	16:31:14.113	D. ABT	40.452	40.452
5		Venturi Formula E Team Venturi VM200-FE-03					2	16:35:04.226	D. ABT	16:35:49.348	D. ABT	45.122	1:25.574
1	16:30:44.859	M. ENGEL	16:31:29.069	M. ENGEL	44.210	44.210	68		NIO Formula E Team NextEV NIO Sport 003				
6		DRAGON PENSKE EV-2					1	16:31:02.629	L. FILIPPI	16:31:45.385	L. FILIPPI	42.756	42.756
1	16:32:07.159	J. LOPEZ	16:32:50.514	J. LOPEZ	43.355	43.355							
7		DRAGON PENSKE EV-2											
1	16:32:11.808	J. D'AMBROSIO	16:32:53.436	J. D'AMBROSIO	41.628	41.628							
8		Renault e.dams Renault Z.E. 17											
1	16:33:43.054	N. PROST	16:34:35.387	N. PROST	52.333	52.333							
9		Renault e.dams Renault Z.E. 17											
1	16:20:23.582	S. BUEMI	16:21:05.222	S. BUEMI	41.640	41.640							
16		NIO Formula E Team NextEV NIO Sport 003											
1	16:30:39.532	O. TURVEY	16:31:21.826	O. TURVEY	42.294	42.294							
18		TECHEETAH Renault Z.E. 17											
1	16:28:15.917	A. LOTTERER	16:28:57.838	A. LOTTERER	41.921	41.921							
19		Mahindra Racing Mahindra M4Electro											
1	16:30:40.623	F. ROSENQVIS	16:31:19.908	F. ROSENQVIS	39.285	39.285							
20		Panasonic Jaguar Racing Jaguar I-Type II											
1	16:30:41.531	M. EVANS	16:31:21.202	M. EVANS	39.671	39.671							
25		TECHEETAH Renault Z.E. 17											
1	16:30:29.140	J. VERGNE	16:31:10.027	J. VERGNE	40.887	40.887							



FIA FORMULA E
CHAMPIONSHIP
2017-18

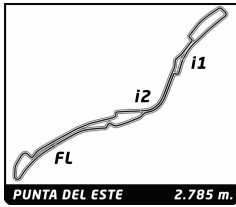


ABB FIA Formula E Championship

Round 6 - Punta del Este ePrix

Race

Analysis

Official Timekeeper TAG Heuer

■ 200KW ■ Personal Best ■ Session Best ■ Crossing the finish line in pit lane

Lap	Time	Sector 1	Sector 2	Sector 3	Kph	Elapsed	Lap	Time	Sector 1	Sector 2	Sector 3	Kph	Elapsed	
1	Lucas DI GRASSI					BRA	15	B	1:18.105	22.085	26.747	29.273	128.4	21:32.975
Audi Sport ABT Schaeffler Audi e-tron FE04							16	B	1:18.240	22.162	26.586	29.492	128.1	22:51.215
1	B	1:25.013	28.192	27.278	29.543	117.9	17	B	1:18.519	22.146	26.976	29.397	127.7	24:09.734
2	B	1:19.169	22.710	27.010	29.449	126.6	18	B	1:19.011	22.315	26.910	29.786	126.9	25:28.745
3	B	1:19.103	22.881	26.818	29.404	126.7	19	B	1:23.391 B	22.303	27.038	34.050	120.2	26:52.136
4	B	1:29.637	22.386	26.654	40.597	111.9	20	A	1:47.596	51.989	26.512	29.095	93.2	28:39.732
5	B	2:51.794	1:02.537	1:11.358	37.899	58.4	21	A	1:18.154	22.344	26.806	29.004	128.3	29:57.886
6	B	1:18.200	22.305	26.604	29.291	128.2	22	A	1:18.150	22.163	26.877	29.110	128.3	31:16.036
7	B	1:18.770	22.289	26.722	29.759	127.3	23	A	1:17.583	22.132	26.386	29.065	129.2	32:33.619
8	B	1:18.008	22.202	26.520	29.286	128.5	24	A	1:17.725	21.844	26.786	29.095	129.0	33:51.344
9	B	1:18.041	22.217	26.465	29.359	128.5	25	A	1:17.220	21.981	26.333	28.906	129.8	35:08.564
10	B	1:18.277	22.239	26.712	29.326	128.1	26	A	1:17.896	22.166	26.559	29.171	128.7	36:26.460
11	B	1:18.588	22.420	26.852	29.316	127.6	27	A	1:17.508	22.053	26.445	29.010	129.4	37:43.968
12	B	1:18.143	22.313	26.694	29.136	128.3	28	A	1:17.733	22.049	26.515	29.169	129.0	39:01.701
13	B	1:17.912	22.192	26.518	29.202	128.7	29	A	1:17.679	22.006	26.563	29.110	129.1	40:19.380
14	B	1:17.954	22.104	26.720	29.130	128.6	30	A	1:17.992	22.286	26.492	29.214	128.6	41:37.372
15	B	1:17.966	22.226	26.562	29.178	128.6	31	A	1:17.730	22.010	26.597	29.123	129.0	42:55.102
16	B	1:18.145	22.303	26.534	29.308	128.3	32	A	1:17.684	22.035	26.491	29.158	129.1	44:12.786
17	B	1:18.261	22.298	26.634	29.329	128.1	33	A	1:17.690	22.137	26.469	29.084	129.1	45:30.476
18	B	1:18.268	22.341	26.549	29.378	128.1	34	A	1:17.901	22.100	26.590	29.211	128.7	46:48.377
19	B	1:23.524 B	22.394	26.814	34.316	120.0	35	A	1:18.653	22.453	26.709	29.491	127.5	48:07.030
20	A	1:52.494	54.861	26.703	30.930	89.1	36	A	1:18.371	22.144	26.845	29.382	127.9	49:25.401
21	A	1:17.919	22.340	26.416	29.163	128.7	37	A	1:21.019	22.497	28.309	30.213	123.7	50:46.420
22	A	1:17.544	22.131	26.395	29.018	129.3								
23	A	1:17.443	22.046	26.375	29.022	129.5								
24	A	1:17.881	22.144	26.478	29.259	128.7								
25	A	1:17.314	22.136	26.268	28.910	129.7								
26	A	1:17.423	22.035	26.450	28.938	129.5								
27	A	1:17.819	22.229	26.494	29.096	128.8								
28	A	1:18.395	22.318	26.583	29.494	127.9								
29	A	1:17.825	22.391	26.488	28.946	128.8								
30	A	1:18.383	22.265	26.629	29.489	127.9								
31	A	1:18.073	22.329	26.693	29.051	128.4								
32	A	1:18.172	22.466	26.573	29.133	128.3								
33	A	1:17.768	22.193	26.408	29.167	128.9								
34	A	1:18.290	22.262	26.640	29.388	128.1								
35	A	1:18.885	23.034	26.556	29.295	127.1								
36	A	1:18.397	22.350	26.761	29.286	127.9								
37	A	1:19.458	22.631	26.758	30.069	126.2								
2	Sam BIRD					GBR	3	Nelson PIQUET					BRA	
DS Virgin Racing DS Virgin DSV-03							Panasonic Jaguar Racing Jaguar I-Type II							
1	B	1:28.141	30.659	27.494	29.988	113.7	1	A	1:32.842	33.336	27.959	31.547	108.0	1:32.842
2	B	1:19.936	22.567	27.818	29.551	125.4	2	A	1:19.555	23.008	27.071	29.476	126.0	2:52.397
3	B	1:19.175	22.434	27.068	29.673	126.6	3	A	1:19.797	22.755	27.470	29.572	125.6	4:12.194
4	B	1:34.080	22.567	28.320	43.193	106.6	4	A	1:36.574	23.213	28.448	44.913	103.8	5:48.768
5	B	2:47.354	1:03.285	1:07.026	37.043	59.9	5	A	2:44.450	1:02.946	1:06.796	34.708	61.0	8:33.218
6	B	1:18.560	22.073	26.800	29.687	127.6	6	A	1:28.030	22.180	35.661	30.189	113.9	10:01.248
7	B	1:18.661	22.535	26.729	29.397	127.5	7	A	1:18.656	22.268	26.935	29.453	127.5	11:19.904
8	B	1:18.498	22.184	26.886	29.428	127.7	8	A	1:18.451	22.146	26.881	29.424	127.8	12:38.355
9	B	1:18.239	22.339	26.632	29.268	128.1	9	A	1:18.218	22.111	26.850	29.257	128.2	13:56.573
10	B	1:18.494	22.064	26.723	29.707	127.7	10	A	1:18.283	22.280	26.757	29.246	128.1	15:14.856
11	B	1:19.535	23.425	26.864	29.246	126.1	11	A	2:01.650 B	22.507	43.911	55.232	82.4	17:16.506
12	B	1:18.660	22.371	26.887	29.402	127.5	12	B	2:07.686	1:07.743	28.867	31.076	78.5	19:24.192
13	B	1:17.790	22.157	26.594	29.039	128.9	13	B	1:22.590	22.432	28.626	31.532	121.4	20:46.782
14	B	1:17.747	22.129	26.533	29.085	129.0	14	B	1:22.480	23.002	28.701	30.777	121.6	22:09.262
							15	B	1:23.716	23.211	29.459	31.046	119.8	23:32.978
							16	B	1:23.827	23.649	28.814	31.364	119.6	24:56.805
							17	B	1:22.352	22.829	28.705	30.818	121.7	26:19.157
							18	B	1:24.778	23.212	28.672	32.894	118.3	27:43.935
							19	B	1:21.518	22.545	28.387	30.586	123.0	29:05.453
							20	B	1:23.178	23.415	28.538	31.225	120.5	30:28.631
							21	B	1:23.022	24.071	28.178	30.773	120.8	31:51.653
							22	B	1:23.993	22.772	28.267	32.954	119.4	33:15.646
							23	B	1:22.258	22.702	28.209	31.347	121.9	34:37.904
							24	B	1:21.781	22.707	28.532	30.542	122.6	35:59.685
							25	B	1:35.779 B	23.302	28.344	44.133	104.7	37:35.464
4	Edoardo MORTARA					CHE	4	Edoardo MORTARA					CHE	
Venturi Formula E Team Venturi VM200-FE-03							Venturi Formula E Team Venturi VM200-FE-03							
1	A	1:33.139	33.269	28.291	31.579	107.6	1	A	1:33.139	33.269	28.291	31.579	107.6	1:33.139
2	A	1:20.260	23.429	27.249	29.582	124.9	2	A	1:20.260	23.429	27.249	29.582	124.9	2:53.399
3	A	1:19.319	22.478	27.146	29.695	126.4	3	A	1:19.319	22.478	27.146	29.695	126.4	4:12.718



FIA FORMULA E
CHAMPIONSHIP
2017-18

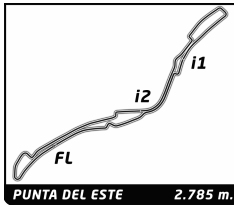


ABB FIA Formula E Championship

Round 6 - Punta del Este ePrix

Race

Analysis

Official Timekeeper TAG Heuer

Lap	Time	Sector 1	Sector 2	Sector 3	Kph	Elapsed	Lap	Time	Sector 1	Sector 2	Sector 3	Kph	Elapsed
4	A 1:37.757	23.115	28.367	46.275	102.6	5:50.475	23	B 1:18.332	22.436	26.617	29.279	128.0	32:48.522
5	A 2:43.667	1:02.927	1:06.659	34.081	61.3	8:34.142	24	B 1:18.169	22.616	26.508	29.045	128.3	34:06.691
6	A 1:18.842	22.381	27.095	29.366	127.2	9:52.984	25	B 1:17.494	22.210	26.438	28.846	129.4	35:24.185
7	A 1:18.420	22.338	26.760	29.322	127.9	11:11.404	26	B 1:17.987	22.305	26.708	28.974	128.6	36:42.172
8	A 1:19.101	22.467	27.152	29.482	126.7	12:30.505	27	B 1:17.861	22.285	26.486	29.090	128.8	38:00.033
9	A 1:20.899	22.893	27.183	30.823	123.9	13:51.404	28	B 1:17.666	22.287	26.538	28.841	129.1	39:17.699
10	A 1:19.126	22.631	26.920	29.575	126.7	15:10.530	29	B 1:17.544	22.145	26.411	28.988	129.3	40:35.243
11	A 1:19.210	22.475	27.076	29.659	126.6	16:29.740	30	B 1:18.736	22.133	26.911	29.692	127.3	41:53.979
12	A 1:21.413	22.492	28.735	30.186	123.1	17:51.153	31	B 1:18.245	22.441	26.654	29.150	128.1	43:12.224
13	A 1:19.455	22.553	27.052	29.850	126.2	19:10.608	32	B 1:21.035	22.296	26.720	32.019	123.7	44:33.259
14	A 1:19.590	22.900	26.840	29.850	126.0	20:30.198	33	B 1:19.353	22.887	27.089	29.377	126.3	45:52.612
15	A 1:34.014 B	23.555	29.582	40.877	106.6	22:04.212	34	B 1:19.097	22.601	27.015	29.481	126.8	47:11.709
16	B 1:57.065	59.297	27.668	30.100	85.6	24:01.277	35	B 1:18.935	22.639	26.892	29.404	127.0	48:30.644
17	B 1:21.558	23.474	28.373	29.711	122.9	25:22.835	36	B 1:19.460	22.748	27.164	29.548	126.2	49:50.104
18	B 1:19.629	22.687	27.088	29.854	125.9	26:42.464	37	B 1:19.998	22.956	27.360	29.682	125.3	51:10.102
19	B 1:19.800	22.845	26.988	29.967	125.6	28:02.264							
20	B 1:20.162	22.795	27.425	29.942	125.1	29:22.426							
21	B 1:19.425	22.723	27.087	29.615	126.2	30:41.851							
22	B 1:21.124	23.110	27.667	30.347	123.6	32:02.975							
23	B 1:19.747	22.930	27.134	29.683	125.7	33:22.722							
24	B 1:19.608	22.735	27.278	29.595	125.9	34:42.330							
25	B 1:19.415	22.742	27.107	29.566	126.2	36:01.745							
26	B 1:20.580	23.004	27.649	29.927	124.4	37:22.325							
27	B 1:19.736	22.821	27.185	29.730	125.7	38:42.061							
28	B 1:19.656	22.695	27.264	29.697	125.9	40:01.717							
29	B 1:20.100	22.947	27.392	29.761	125.2	41:21.817							
30	B 1:20.099	22.839	27.334	29.926	125.2	42:41.916							
31	B 1:21.231	22.961	27.884	30.386	123.4	44:03.147							
32	B 1:21.123	23.376	27.550	30.197	123.6	45:24.270							
33	B 1:20.694	23.175	27.345	30.174	124.2	46:44.964							
34	B 1:24.307	23.340	30.583	30.384	118.9	48:09.271							
35	B 1:24.426	23.230	31.130	30.066	118.8	49:33.697							
36	B 1:20.331	22.990	27.144	30.197	124.8	50:54.028							

Driver	Team	Time	Sector 1	Sector 2	Sector 3	Kph	Elapsed
6 José Maria LOPEZ	ARG DRAGON	1:33.862	35.380	27.970	30.512	106.8	1:33.862
2 A	1:21.138	24.731	26.930	29.477	123.6	2:55.000	
3 A	1:18.528	22.415	26.788	29.325	127.7	4:13.528	
4 A	1:40.355	22.763	28.091	49.501	99.9	5:53.883	
5 A	2:42.410	1:02.237	1:06.611	33.562	61.7	8:36.293	
6 A	1:18.041	22.096	26.453	29.492	128.5	9:54.334	
7 A	1:17.541	21.894	26.487	29.160	129.3	11:11.875	
8 A	1:19.068	22.432	27.184	29.452	126.8	12:30.943	
9 A	1:19.868	22.784	27.353	29.731	125.5	13:50.811	
10 A	1:18.776	22.098	26.837	29.841	127.3	15:09.587	
11 A	1:19.497	22.322	27.644	29.531	126.1	16:29.084	
12 A	1:18.175	22.471	26.676	29.028	128.3	17:47.259	
13 A	1:17.539	22.027	26.525	28.987	129.3	19:04.798	
14 A	1:18.485	22.801	26.850	28.834	127.7	20:23.283	
15 A	1:18.576	22.284	26.968	29.324	127.6	21:41.859	
16 A	1:19.119	22.644	27.126	29.349	126.7	23:00.978	
17 A	1:17.587	21.996	26.469	29.122	129.2	24:18.565	
18 A	1:20.169	22.822	27.775	29.572	125.1	25:38.734	
19 A	1:19.918	22.924	27.453	29.541	125.5	26:58.652	
20 A	1:23.784 B	23.236	27.000	33.548	119.7	28:22.436	
21 B	1:52.274	56.587	26.748	28.939	89.3	30:14.710	
22 B	1:18.598	22.872	26.628	29.098	127.6	31:33.308	
23 B	1:17.140	21.953	26.406	28.781	130.0	32:50.448	
24 B	1:16.937	21.852	26.363	28.722	130.3	34:07.385	
25 B	1:17.318	22.098	26.292	28.928	129.7	35:24.703	
26 B	1:17.812	22.058	26.751	29.003	128.8	36:42.515	
27 B	1:18.191	22.227	26.955	29.009	128.2	38:00.706	
28 B	1:17.406	22.103	26.479	28.824	129.5	39:18.112	
29 B	1:17.514	22.103	26.449	28.962	129.3	40:35.626	
30 B	1:17.990	22.054	26.793	29.143	128.6	41:53.616	
31 B	1:16.811	21.758	26.384	28.669	130.5	43:10.427	
32 B	1:16.986	21.740	26.329	28.917	130.2	44:27.413	
33 B	1:17.677	21.862	26.719	29.096	129.1	45:45.090	
34 B	1:17.139	21.999	26.365	28.775	130.0	47:02.229	
35 B	1:17.181	21.885	26.385	28.911	129.9	48:19.410	
36 B	1:19.060	23.202	26.743	29.115	126.8	49:38.470	
37 B	1:17.951	21.995	26.778	29.178	128.6	50:56.421	

Driver	Team	Time	Sector 1	Sector 2	Sector 3	Kph	Elapsed
5 Maro ENGEL	DEU Venturi Formula E Team	1:29.154	31.495	27.590	30.069	112.5	1:29.154
2 A	1:19.910	22.800	27.488	29.622	125.5	2:49.064	
3 A	1:19.233	22.778	26.893	29.562	126.5	4:08.297	
4 A	1:32.916	22.915	27.337	42.664	107.9	5:41.213	
5 A	2:48.263	1:04.784	1:06.838	36.641	59.6	8:29.476	
6 A	1:18.504	22.594	26.728	29.182	127.7	9:47.980	
7 A	1:19.200	22.456	27.147	29.597	126.6	11:07.180	
8 A	1:18.374	22.429	26.693	29.252	127.9	12:25.554	
9 A	1:17.870	22.209	26.534	29.127	128.8	13:43.424	
10 A	1:18.297	22.348	26.529	29.420	128.1	15:01.721	
11 A	1:20.031	23.901	26.931	29.199	125.3	16:21.752	
12 A	1:18.500	22.558	26.701	29.241	127.7	17:40.252	
13 A	1:18.418	22.519	26.816	29.083	127.9	18:58.670	
14 A	1:18.129	22.332	26.624	29.173	128.3	20:16.799	
15 A	1:19.336	22.646	26.780	29.910	126.4	21:36.135	
16 A	1:19.273	22.805	27.026	29.442	126.5	22:55.408	
17 A	1:19.218	22.769	26.995	29.454	126.6	24:14.626	
18 A	1:19.854	23.133	27.136	29.585	125.6	25:34.480	
19 A	1:25.498 B	23.027	27.862	34.609	117.3	26:59.978	
20 B	1:53.503	57.731	26.733	29.039	88.3	28:53.481	
21 B	1:18.523	22.616	26.674	29.233	127.7	30:12.004	
22 B	1:18.186	22.466	26.588	29.132	128.2	31:30.190	



FIA FORMULA E
CHAMPIONSHIP
2017-18

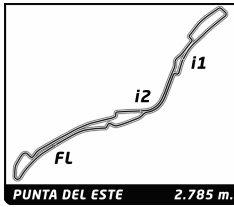


ABB FIA Formula E Championship

Round 6 - Punta del Este ePrix

Race

Analysis

Official Timekeeper TAGHeuer

Lap	Time	Sector 1	Sector 2	Sector 3	Kph	Elapsed	Lap	Time	Sector 1	Sector 2	Sector 3	Kph	Elapsed		
7 Jérôme D'AMBROSIO BEL DRAGON PENSKE EV-2							9 Sébastien BUEMI CHE Renault e.dams Renault Z.E. 17								
1	B	1:30.011	32.522	27.743	29.746	111.4	1:30.011	15	A	1:20.140	22.735	27.176	30.229	125.1	21:56.236
2	B	1:20.264	23.429	27.160	29.675	124.9	2:50.275	16	A	1:19.165	22.697	26.897	29.571	126.6	23:15.401
3	B	1:19.182	22.995	27.007	29.180	126.6	4:09.457	17	A	1:19.485	22.618	27.086	29.781	126.1	24:34.886
4	B	1:34.086	22.885	27.118	44.083	106.6	5:43.543	18	A	1:19.685	22.662	27.164	29.859	125.8	25:54.571
5	B	2:47.267	1:04.102	1:06.457	36.708	59.9	8:30.810	19	A	1:20.050	22.838	27.221	29.991	125.2	27:14.621
6	B	1:18.452	22.547	26.850	29.055	127.8	9:49.262	20	A	1:19.313	22.586	27.124	29.603	126.4	28:33.934
7	B	1:19.395	22.362	26.825	30.208	126.3	11:08.657	21	A	1:24.305	22.434	27.207	34.664	118.9	29:58.239
8	B	1:18.875	22.735	26.773	29.367	127.1	12:27.532	22	B	2:03.139	1:06.021	27.331	29.787	81.4	32:01.378
9	B	1:18.701	22.560	26.868	29.273	127.4	13:46.233	23	B	1:17.611	22.439	26.198	28.974	129.2	33:18.989
10	B	1:18.534	22.605	26.829	29.100	127.7	15:04.767	24	B	1:18.175	22.247	26.584	29.344	128.3	34:37.164
11	B	1:20.590	22.716	28.162	29.712	124.4	16:25.357	25	B	1:17.252	21.964	26.266	29.022	129.8	35:54.416
12	B	1:19.466	23.293	26.947	29.226	126.2	17:44.823	26	B	1:17.750	22.262	26.312	29.176	129.0	37:12.166
13	B	1:19.026	22.975	26.989	29.062	126.9	19:03.849	27	B	1:17.241	21.831	26.399	29.011	129.8	38:29.407
14	B	1:18.484	22.608	26.879	28.997	127.7	20:22.333	28	B	1:17.975	22.020	26.654	29.301	128.6	39:47.382
15	B	1:19.048	22.644	27.130	29.274	126.8	21:41.381	29	B	1:18.430	22.215	26.889	29.326	127.8	41:05.812
16	B	1:20.399	22.878	27.935	29.586	124.7	23:01.780	30	B	1:17.996	22.030	26.621	29.345	128.5	42:23.808
17	B	1:21.015	22.996	28.378	29.641	123.8	24:22.795	31	B	1:17.637	21.829	26.533	29.275	129.1	43:41.445
18	B	1:19.644	23.054	27.133	29.457	125.9	25:42.439	32	B	1:17.330	21.848	26.423	29.059	129.7	44:58.775
19	B	1:20.180	23.248	27.285	29.647	125.0	27:02.619	33	B	1:17.621	21.757	26.594	29.270	129.2	46:16.396
20	B	1:24.400	23.095	27.171	34.134	118.8	28:27.019	34	B	1:17.531	21.823	26.441	29.267	129.3	47:33.927
21	A	1:50.910	55.269	26.682	28.959	90.4	30:17.929	35	B	1:18.214	21.866	26.790	29.558	128.2	48:52.141
22	A	1:17.303	22.168	26.335	28.800	129.7	31:35.232	36	B	1:18.172	22.054	26.632	29.486	128.3	50:10.313
23	A	1:17.030	21.924	26.431	28.675	130.2	32:52.262	37	B	1:20.690	21.978	27.351	31.361	124.3	51:31.003
24	A	1:17.451	22.122	26.637	28.692	129.4	34:09.713								
25	A	1:18.088	22.470	26.740	28.878	128.4	35:27.801								
26	A	1:17.184	22.153	26.478	28.553	129.9	36:44.985								
27	A	1:17.471	22.114	26.582	28.775	129.4	38:02.456								
28	A	1:17.494	22.235	26.499	28.760	129.4	39:19.950								
29	A	1:17.216	22.046	26.536	28.634	129.8	40:37.166								
30	A	1:17.317	22.008	26.500	28.809	129.7	41:54.483								
31	A	1:18.268	22.428	26.738	29.102	128.1	43:12.751								
32	A	1:19.519	22.356	26.651	30.512	126.1	44:32.270								
33	A	1:18.455	22.729	26.651	29.075	127.8	45:50.725								
34	A	1:18.039	22.518	26.750	28.771	128.5	47:08.764								
35	A	1:18.514	22.607	26.675	29.232	127.7	48:27.278								
36	A	1:19.227	22.455	27.129	29.643	126.5	49:46.505								
37	A	1:19.546	22.922	27.181	29.443	126.0	51:06.051								
8 Nicolas PROST FRA Renault e.dams Renault Z.E. 17															
1	A	1:35.197	36.245	28.566	30.386	105.3	1:35.197	1	A	1:28.646	31.118	27.587	29.941	113.1	1:28.646
2	A	1:21.530	24.519	27.385	29.626	123.0	2:56.727	2	A	1:19.776	22.433	27.749	29.594	125.7	2:48.422
3	A	1:19.714	22.919	27.196	29.599	125.8	4:16.441	3	A	1:19.228	22.557	27.066	29.605	126.5	4:07.650
4	A	1:39.584	22.674	29.072	47.838	100.7	5:56.025	4	A	1:31.734	22.594	27.548	41.592	109.3	5:39.384
5	A	2:42.017	1:02.993	1:05.968	33.056	61.9	8:38.042	5	A	2:47.755	1:03.065	1:07.196	37.494	59.8	8:27.139
6	A	1:20.604	23.136	27.337	30.131	124.4	9:58.646	6	A	1:18.102	22.283	26.714	29.105	128.4	9:45.241
7	A	1:19.623	22.427	27.393	29.803	125.9	11:18.269	7	A	1:18.258	22.110	26.786	29.362	128.1	11:03.499
8	A	1:19.355	22.548	26.979	29.828	126.3	12:37.624	8	A	1:19.054	22.414	26.919	29.721	126.8	12:22.553
9	A	1:19.830	22.567	27.772	29.491	125.6	13:57.454	9	A	1:18.036	22.154	26.774	29.108	128.5	13:40.589
10	A	1:19.529	22.500	27.304	29.725	126.1	15:16.983	10	A	1:20.247	22.050	26.651	31.546	124.9	15:00.836
11	A	1:19.739	22.726	27.402	29.611	125.7	16:36.722	11	A	1:38.174	24.471	29.148	44.555	102.1	16:39.010
12	A	1:20.433	22.947	27.542	29.944	124.7	17:57.155	12	B	1:54.570	55.832	27.953	30.785	87.5	18:33.580
13	A	1:19.508	22.682	27.089	29.737	126.1	19:16.663	13	B	1:22.584	23.727	28.153	30.704	121.4	19:56.164
14	A	1:19.433	22.531	27.094	29.808	126.2	20:36.096	14	B	1:21.931	24.053	27.746	30.132	122.4	21:18.095
							15	B	1:19.853	23.740	26.849	29.264	125.6	22:37.948	
							16	B	1:19.201	22.487	27.356	29.358	126.6	23:57.149	
							17	B	1:18.995	22.095	27.077	29.823	126.9	25:16.144	
							18	B	1:20.031	23.085	27.473	29.473	125.3	26:36.175	
							19	B	1:21.067	23.477	27.549	30.041	123.7	27:57.242	
							20	B	1:20.222	23.133	27.126	29.963	125.0	29:17.464	
							21	B	1:18.801	22.616	27.096	29.089	127.2	30:36.265	
							22	B	1:18.288	22.183	26.955	29.150	128.1	31:54.553	
							23	B	1:19.022	22.290	27.054	29.678	126.9	33:13.575	
							24	B	1:19.254	22.493	27.399	29.362	126.5	34:32.829	
							25	B	1:20.893	23.333	28.035	29.525	123.9	35:53.722	
							26	B	1:20.391	24.214	26.985	29.192	124.7	37:14.113	
							27	B	1:20.054	22.483	27.326	30.245	125.2	38:34.167	
							28	B	1:17.843	21.983	26.762	29.098	128.8	39:52.010	
							29	B	1:24.805	22.496	27.025	35.284	118.2	41:16.815	



FIA FORMULA E
CHAMPIONSHIP
2017-18

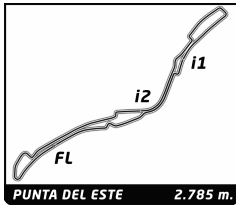


ABB FIA Formula E Championship

Round 6 - Punta del Este ePrix

Race

Analysis

Official Timekeeper TAG Heuer

Lap	Time	Sector 1	Sector 2	Sector 3	Kph	Elapsed	Lap	Time	Sector 1	Sector 2	Sector 3	Kph	Elapsed			
16	Oliver TURVEY	GBR						15	A	1:20.424	23.809	27.797	28.818	124.7	21:50.739	
	NIO Formula E Team	NextEV NIO Sport 003						16	A	1:17.679	22.041	26.660	28.978	129.1	23:08.418	
1	A	1:26.680	29.289	27.673	29.718	115.7	1:26.680	17	A	1:22.601	B	22.152	26.851	33.598	121.4	24:31.019
2	A	1:19.112	22.359	27.249	29.504	126.7	2:45.792	18	B	1:52.161	55.621	27.391	29.149	89.4	26:23.180	
3	A	1:19.320	22.702	27.242	29.376	126.4	4:05.112	19	B	1:19.263	22.745	27.080	29.438	126.5	27:42.443	
4	A	1:32.059	22.361	27.037	42.661	108.9	5:37.171	20	B	1:18.985	22.689	27.027	29.269	126.9	29:01.428	
5	A	2:48.622	1:01.777	1:09.556	37.289	59.5	8:25.793	21	B	1:19.668	22.602	27.649	29.417	125.8	30:21.096	
6	A	1:18.391	22.177	26.874	29.340	127.9	9:44.184	22	B	1:19.452	22.717	27.386	29.349	126.2	31:40.548	
7	A	1:18.478	22.186	26.791	29.501	127.8	11:02.662	23	B	1:19.361	22.734	27.113	29.514	126.3	32:59.909	
8	A	1:18.678	22.510	26.829	29.339	127.4	12:21.340	24	B	1:19.184	22.675	27.103	29.406	126.6	34:19.093	
9	A	1:18.298	22.218	26.964	29.116	128.0	13:39.638	25	B	1:18.919	22.664	27.099	29.156	127.0	35:38.012	
10	A	1:18.255	22.137	26.946	29.172	128.1	14:57.893	26	B	1:19.215	22.720	27.039	29.456	126.6	36:57.227	
11	A	1:18.374	22.246	26.891	29.237	127.9	16:16.267	27	B	1:19.282	22.702	27.297	29.283	126.5	38:16.509	
12	A	1:19.500	22.320	27.828	29.352	126.1	17:35.767	28	B	1:18.645	22.635	26.864	29.146	127.5	39:35.154	
13	A	1:18.718	22.415	27.048	29.255	127.4	18:54.485	29	B	1:18.832	22.436	26.994	29.402	127.2	40:53.986	
14	A	1:18.483	22.291	26.929	29.263	127.7	20:12.968	30	B	1:18.885	22.492	27.069	29.324	127.1	42:12.871	
15	A	1:18.361	22.202	26.938	29.221	127.9	21:31.329	31	B	1:19.870	23.224	27.210	29.436	125.5	43:32.741	
16	A	1:19.054	22.382	27.273	29.399	126.8	22:50.383	32	B	1:18.639	22.539	26.934	29.166	127.5	44:51.380	
17	A	1:18.821	22.387	27.168	29.266	127.2	24:09.204	33	B	1:18.111	22.347	26.677	29.087	128.4	46:09.491	
18	A	1:20.519	22.518	28.019	29.982	124.5	25:29.723	34	B	1:17.977	22.320	26.550	29.107	128.6	47:27.468	
19	A	1:24.924	B	23.047	27.422	34.455	118.1	26:54.647	35	B	1:18.425	22.435	26.792	29.198	127.8	48:45.893
20	B	1:52.261	55.998	27.221	29.042	89.3	28:46.908	36	B	1:18.545	22.633	26.821	29.091	127.6	50:04.438	
21	B	1:18.301	22.158	26.867	29.276	128.0	30:05.209	37	B	1:18.102	22.142	27.040	28.920	128.4	51:22.540	
22	B	1:18.054	22.142	26.801	29.111	128.4	31:23.263									
23	B	1:18.120	22.180	26.866	29.074	128.3	32:41.383	19	Felix ROSENQVIST	SWE						
24	B	1:17.785	22.113	26.646	29.026	128.9	33:59.168		Mahindra Racing	Mahindra M4Electro						
25	B	1:17.781	22.112	26.677	28.992	128.9	35:16.949	1	A	1:32.186	33.862	28.124	30.200	108.8	1:32.186	
26	B	1:18.380	22.239	27.040	29.101	127.9	36:35.329	2	A	1:19.182	22.352	27.240	29.590	126.6	2:51.368	
27	B	1:18.129	22.102	26.690	29.337	128.3	37:53.458	3	A	1:19.710	23.206	27.148	29.356	125.8	4:11.078	
28	B	1:18.099	22.121	26.721	29.257	128.4	39:11.557	4	A	1:35.052	22.637	27.481	44.934	105.5	5:46.130	
29	B	1:18.624	22.438	26.836	29.350	127.5	40:30.181	5	A	2:45.171	1:02.332	1:06.421	36.418	60.7	8:31.301	
30	B	1:17.755	21.980	26.707	29.068	128.9	41:47.936	6	A	1:18.437	22.442	26.861	29.134	127.8	9:49.738	
31	B	1:18.080	22.254	26.673	29.153	128.4	43:06.016	7	A	1:19.131	22.368	26.931	29.832	126.7	11:08.869	
32	B	1:17.894	22.087	26.700	29.107	128.7	44:23.910	8	A	1:20.445	23.565	27.146	29.734	124.6	12:29.314	
33	B	1:18.019	22.146	26.774	29.099	128.5	45:41.929	9	A	1:17.981	22.126	26.787	29.068	128.6	13:47.295	
34	B	1:17.747	22.042	26.710	28.995	129.0	46:59.676	10	A	1:17.859	22.207	26.649	29.003	128.8	15:05.154	
35	B	1:17.918	22.175	26.738	29.005	128.7	48:17.594	11	A	1:18.405	22.592	26.897	28.916	127.9	16:23.559	
36	B	1:18.352	22.130	26.978	29.244	128.0	49:35.946	12	A	1:17.793	22.184	26.719	28.890	128.9	17:41.352	
37	B	1:19.681	22.554	27.240	29.887	125.8	50:55.627	13	A	1:17.688	22.088	26.747	28.853	129.1	18:59.040	
								14	A	1:18.410	22.388	27.003	29.019	127.9	20:17.450	
								15	A	1:18.300	22.333	26.835	29.132	128.0	21:35.750	
								16	A	1:19.034	22.600	26.996	29.438	126.9	22:54.784	
								17	A	1:18.938	22.452	27.096	29.390	127.0	24:13.722	
								18	A	1:18.799	22.542	26.972	29.285	127.2	25:32.521	
								19	A	1:23.184	B	22.629	27.191	33.364	120.5	26:55.705
								20	B	1:48.225	52.900	26.616	28.709	92.6	28:43.930	
								21	B	1:17.440	21.988	26.626	28.826	129.5	30:01.370	
								22	B	1:17.280	22.047	26.513	28.720	129.7	31:18.650	
								23	B	1:17.107	22.071	26.476	28.560	130.0	32:35.757	
								24	B	1:17.581	21.997	26.743	28.841	129.2	33:53.338	
								25	B	1:17.311	21.974	26.430	28.907	129.7	35:10.649	
								26	B	1:17.796	22.285	26.693	28.818	128.9	36:28.445	
								27	B	1:18.163	22.132	26.984	29.047	128.3	37:46.608	
								28	B	1:18.788	■	22.184	27.109	29.495	127.3	39:05.396
								29	B	1:19.363	22.819	27.329	29.215	126.3	40:24.759	
								30	B	1:18.883	22.459	27.219	29.205	127.1	41:43.642	
								31	B	1:18.567	22.825	26.690	29.052	127.6	43:02.209	
								32	B	1:17.830	22.411	26.465	28.954	128.8	44:20.039	

Lap	Time	Sector 1	Sector 2	Sector 3	Kph	Elapsed	
18	André LOTTERER	DEU					
	TECHEETAH	Renault Z.E. 17					
1	A	1:27.547	30.393	27.446	29.708	114.5	1:27.547
2	A	1:19.896	22.863	27.546	29.487	125.5	2:47.443
3	A	1:19.350	22.586	27.157	29.607	126.4	4:06.793
4	A	1:33.907	22.628	27.208	44.071	106.8	5:40.700
5	A	2:47.520	1:03.123	1:07.237	37.160	59.8	8:28.220
6	A	1:18.384	22.126	26.961	29.297	127.9	9:46.604
7	A	1:21.791	23.018	27.772	31.001	122.6	11:08.395
8	A	1:20.978	23.742	27.138	30.098	123.8	12:29.373
9	A	1:20.058	23.423	27.106	29.529	125.2	13:49.431
10	A	1:19.319	22.558	27.182	29.579	126.4	15:08.750
11	A	1:19.571	22.515	27.571	29.485	126.0	16:28.321
12	A	1:23.455	22.603	30.411	30.441	120.1	17:51.776
13	A	1:19.092	22.541	27.314	29.237	126.8	19:10.868
14	A	1:19.447	23.103	26.979	29.365	126.2	20:30.315



FIA FORMULA E
CHAMPIONSHIP
2017-18

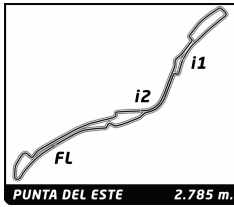


ABB FIA Formula E Championship

Round 6 - Punta del Este ePrix

Race

Analysis

Official Timekeeper TAGHeuer

■ 200KW ■ Personal Best ■ Session Best ■ B Crossing the finish line in pit lane

Lap	Time	Sector 1	Sector 2	Sector 3	Kph	Elapsed	Lap	Time	Sector 1	Sector 2	Sector 3	Kph	Elapsed
33	B 1:17.785	22.262	26.786	28.737	128.9	45:37.824	6	A 1:18.336	22.312	26.862	29.162	128.0	9:42.416
34	B 1:17.782	22.329	26.767	28.686	128.9	46:55.606	7	A 1:18.735	22.237	26.999	29.499	127.3	11:01.151
35	B 1:17.735	22.234	26.596	28.905	129.0	48:13.341	8	A 1:17.979	22.033	26.613	29.333	128.6	12:19.130
36	B 1:17.538	21.784	26.775	28.979	129.3	49:30.879	9	A 1:18.040	22.055	26.762	29.223	128.5	13:37.170
37	B 1:17.154	21.911	26.449	28.794	129.9	50:48.033	10	A 1:18.448	22.182	26.947	29.319	127.8	14:55.618

20	Mitch EVANS						NZL
	Panasonic Jaguar Racing			Jaguar I-Type II			
1	B 1:32.819	34.212	28.111	30.496	108.0	1:32.819	
2	B 1:19.036	22.596	26.894	29.546	126.9	2:51.855	
3	B 1:19.930	22.911	27.392	29.627	125.4	4:11.785	
4	B 1:36.489	23.113	28.574	44.802	103.9	5:48.274	
5	B 2:44.167	1:02.192	1:06.884	35.091	61.1	8:32.441	
6	B 1:18.829	22.436	26.903	29.490	127.2	9:51.270	
7	B 1:18.188	22.766	26.373	29.049	128.2	11:09.458	
8	B 1:20.067	23.285	27.084	29.698	125.2	12:29.525	
9	B 1:18.156	22.464	26.586	29.106	128.3	13:47.681	
10	B 1:18.075	22.436	26.651	28.988	128.4	15:05.756	
11	B 1:19.833	22.387	27.796	29.650	125.6	16:25.589	
12	B 1:18.134	22.195	26.841	29.098	128.3	17:43.723	
13	B 1:17.901	22.283	26.506	29.112	128.7	19:01.624	
14	B 1:17.694	21.938	26.676	29.080	129.0	20:19.318	
15	B 1:17.839	21.844	26.712	29.283	128.8	21:37.157	
16	B 1:18.673	22.446	26.784	29.443	127.4	22:55.830	
17	B 1:19.054	22.648	26.956	29.450	126.8	24:14.884	
18	B 1:18.483	22.264	26.897	29.322	127.7	25:33.367	
19	B 1:23.349 B	22.329	27.182	33.838	120.3	26:56.716	
20	A 1:47.996	52.909	26.286	28.801	92.8	28:44.712	
21	A 1:17.109	21.875	26.364	28.870	130.0	30:01.821	
22	A 1:17.506	22.090	26.415	29.001	129.4	31:19.327	
23	A 1:17.097	22.007	26.324	28.766	130.0	32:36.424	
24	A 1:17.524	22.011	26.436	29.077	129.3	33:53.948	
25	A 1:17.041	21.888	26.359	28.794	130.1	35:10.989	
26	A 1:17.917	22.222	26.823	28.872	128.7	36:28.906	
27	A 1:18.341	22.071	26.845	29.425	128.0	37:47.247	
28	A 1:17.650	22.233	26.633	28.784	129.1	39:04.897	
29	A 1:17.073	21.782	26.462	28.829	130.1	40:21.970	
30	A 1:17.618	21.903	26.699	29.016	129.2	41:39.588	
31	A 1:17.297	21.950	26.387	28.960	129.7	42:56.885	
32	A 1:17.603	22.016	26.477	29.110	129.2	44:14.488	
33	A 1:20.119	24.012	27.109	28.998	125.1	45:34.607	
34	A 1:18.378	22.361	26.799	29.218	127.9	46:52.985	
35	A 1:18.311	22.316	26.871	29.124	128.0	48:11.296	
36	A 1:18.453	22.255	26.828	29.370	127.8	49:29.749	
37	A 1:18.135	22.035	27.132	28.968	128.3	50:47.884	

23	Nick HEIDFELD						DEU
	Mahindra Racing			Mahindra M4Electro			
1	A 1:33.413	34.733	28.139	30.541	107.3	1:33.413	

25	Jean-Eric VERGNE						FRA
	TECHEETAH			Renault Z.E. 17			
1	A 1:24.418	27.427	27.577	29.414	118.8	1:24.418	
2	A 1:19.410	22.584	27.320	29.506	126.3	2:43.828	
3	A 1:19.014	22.526	27.188	29.300	126.9	4:02.842	
4	A 1:28.766	22.242	26.960	39.564	112.9	5:31.608	
5	A 2:52.472	1:01.341	1:13.048	38.083	58.1	8:24.080	

27	Tom BLOMQUIST						GBR
	Andretti Formula E			Andretti ATEC-03			
1	B 1:34.325	35.651	28.574	30.100	106.3	1:34.325	
2	B 1:21.235	24.699	27.099	29.437	123.4	2:55.560	
3	B 1:18.855	22.501	27.006	29.348	127.1	4:14.415	
4	B 1:40.254	22.732	28.264	49.258	100.0	5:54.669	
5	B 2:42.471	1:02.564	1:06.536	33.371	61.7	8:37.140	
6	B 1:19.837	22.541	27.534	29.762	125.6	9:56.977	
7	B 1:19.548	22.578	27.293	29.677	126.0	11:16.525	
8	B 1:19.163	22.736	27.123	29.304	126.7	12:35.688	
9	B 1:19.593	22.893	27.205	29.495	126.0	13:55.281	
10	B 1:18.865	22.648	26.937	29.280	127.1	15:14.146	
11	B 1:19.010	22.919	26.906	29.185	126.9	16:33.156	
12	B 1:19.465	22.362	27.172	29.931	126.2	17:52.621	
13	B 1:19.343	22.795	27.080	29.468	126.4	19:11.964	
14	B 1:19.584	22.976	27.171	29.437	126.0	20:31.548	
15	B 1:22.504	23.346	28.761	30.397	121.5	21:54.052	
16	B 1:18.723	22.314	27.061	29.348	127.4	23:12.775	
17	B 1:20.010	22.641	27.281	30.088	125.3	24:32.785	
18	B 1:20.266	23.044	27.767	29.455	124.9	25:53.051	
19	B 1:24.171 B	22.637	27.119	34.415	119.1	27:17.222	
20	A 2:01.541	1:04.907	27.229	29.405	82.5	29:18.763	
21	A 1:19.358	23.077	26.943	29.338	126.3	30:38.121	
22	A 1:17.719	22.090	26.601	29.028	129.0	31:55.840	
23	A 1:19.434	22.630	27.161	29.643	126.2	33:15.274	



FIA FORMULA E
CHAMPIONSHIP
2017-18

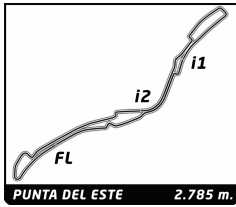


ABB FIA Formula E Championship

Round 6 - Punta del Este ePrix

Race

Analysis

Official Timekeeper TAGHeuer

Lap	Time	Sector 1	Sector 2	Sector 3	Kph	Elapsed	Lap	Time	Sector 1	Sector 2	Sector 3	Kph	Elapsed
24	A 1:18.473	22.153	26.961	29.359	127.8	34:33.747	1	A 1:25.701	28.760	27.232	29.709	117.0	1:25.701
25	A 1:18.875	22.853	26.869	29.153	127.1	35:52.622	2	A 1:19.476	22.535	27.059	29.882	126.2	2:45.177
26	A 1:18.252	22.303	26.885	29.064	128.1	37:10.874	3	A 1:19.000	22.627	26.738	29.635	126.9	4:04.177
27	A 1:18.004	22.068	26.830	29.106	128.5	38:28.878	4	A 1:30.826	22.464	26.707	41.655	110.4	5:35.003
28	A 1:18.220	22.136	26.734	29.350	128.2	39:47.098	5	A 2:50.312	1:01.993	1:10.455	37.864	58.9	8:25.315
29	A 1:18.466	22.174	26.935	29.357	127.8	41:05.564	6	A 1:18.243	22.144	26.694	29.405	128.1	9:43.558
30	A 1:18.988	22.896	26.793	29.299	126.9	42:24.552	7	A 1:18.729	22.193	26.606	29.930	127.3	11:02.287
31	A 1:17.942	22.150	26.681	29.111	128.6	43:42.494	8	A 1:18.212	22.232	26.656	29.324	128.2	12:20.499
32	A 1:17.570	22.056	26.587	28.927	129.3	45:00.064	9	A 1:18.228	22.193	26.652	29.383	128.2	13:38.727
33	A 1:17.519	21.926	26.530	29.063	129.3	46:17.583	10	A 1:18.186	22.172	26.625	29.389	128.2	14:56.913
34	A 1:17.960	22.019	26.722	29.219	128.6	47:35.543	11	A 1:18.442	22.155	26.794	29.493	127.8	16:15.355
35	A 1:25.317	22.161	33.104	30.052	117.5	49:00.860	12	A 1:18.251	22.266	26.617	29.368	128.1	17:33.606
36	A 1:20.783	22.584	28.064	30.135	124.1	50:21.643	13	A 1:18.336	22.453	26.530	29.353	128.0	18:51.942
37	A 1:21.465	23.381	27.795	30.289	123.1	51:43.108	14	A 1:17.893	22.290	26.520	29.083	128.7	20:09.835
							15	A 1:18.053	22.247	26.608	29.198	128.5	21:27.888
							16	A 1:18.349	22.283	26.619	29.447	128.0	22:46.237
							17	A 1:19.012	22.397	27.090	29.525	126.9	24:05.249
							18	A 1:19.173	22.696	27.018	29.459	126.6	25:24.422
							19	A 1:26.178 B	22.411	27.296	36.471	116.3	26:50.600
							20	B 1:50.435	54.246	26.677	29.512	90.8	28:41.035
							21	B 1:18.046	22.160	26.638	29.248	128.5	29:59.081
							22	B 1:18.198	22.311	26.739	29.148	128.2	31:17.279
							23	B 1:17.543	22.181	26.322	29.040	129.3	32:34.822
							24	B 1:17.669	22.354	26.535	28.780	129.1	33:52.491
							25	B 1:17.907	22.074	26.671	29.162	128.7	35:10.398
							26	B 1:17.296	22.015	26.449	28.832	129.7	36:27.694
							27	B 1:17.696	22.168	26.573	28.955	129.0	37:45.390
							28	B 1:17.831	22.046	26.699	29.086	128.8	39:03.221
							29	B 1:17.750	22.125	26.571	29.054	129.0	40:20.971
							30	B 1:17.717	22.082	26.648	28.987	129.0	41:38.688
							31	B 1:17.694	22.054	26.611	29.029	129.0	42:56.382
							32	B 1:17.899	22.031	26.652	29.216	128.7	44:14.281
							33	B 1:21.011	23.784	27.848	29.379	123.8	45:35.292
							34	B 1:18.525	22.310	26.766	29.449	127.7	46:53.817
							35	B 1:18.330	22.338	26.816	29.176	128.0	48:12.147
							36	B 1:19.357	22.439	26.854	30.064	126.3	49:31.504
							37	B 1:19.977	22.477	27.202	30.298	125.4	50:51.481

28	Antonio Felix DA COSTA	PRT				
	Andretti Formula E	Andretti ATEC-03				
1	A 1:29.872	31.928	27.877	30.067	111.6	1:29.872
2	A 1:19.785	22.939	27.039	29.807	125.7	2:49.657
3	A 1:19.279	22.710	27.184	29.385	126.5	4:08.936
4	A 1:33.055	22.905	27.150	43.000	107.7	5:41.991
5	A 2:48.139	1:05.064	1:06.376	36.699	59.6	8:30.130
6	A 1:18.421	22.402	26.851	29.168	127.8	9:48.551
7	A 1:19.498	22.347	27.065	30.086	126.1	11:08.049
8	A 1:18.285	22.597	26.819	28.869	128.1	12:26.334
9	A 1:18.127	22.259	26.767	29.101	128.3	13:44.461
10	A 1:18.747	22.490	27.079	29.178	127.3	15:03.208
11	A 1:20.988	23.314	27.650	30.024	123.8	16:24.196
12	A 1:20.013	22.979	27.120	29.914	125.3	17:44.209
13	A 1:20.157	22.886	27.352	29.919	125.1	19:04.366
14	A 1:20.561	23.002	28.240	29.319	124.5	20:24.927
15	A 1:18.522	22.437	26.867	29.218	127.7	21:43.449
16	A 1:18.921	22.698	26.789	29.434	127.0	23:02.370
17	A 1:20.087	22.785	27.593	29.709	125.2	24:22.457
18	A 1:19.609	22.727	27.250	29.632	125.9	25:42.066
19	A 1:23.241 B	22.777	26.976	33.488	120.4	27:05.307
20	B 1:51.891	55.598	27.056	29.237	89.6	28:57.198
21	B 1:18.148	22.492	26.587	29.069	128.3	30:15.346
22	B 1:18.591	22.659	26.796	29.136	127.6	31:33.937
23	B 1:17.735	22.303	26.587	28.845	129.0	32:51.672
24	B 1:17.573	22.156	26.595	28.822	129.2	34:09.245
25	B 1:19.067	22.430	26.844	29.793	126.8	35:28.312
26	B 1:18.133	22.363	26.916	28.854	128.3	36:46.445
27	B 1:18.516	22.303	27.094	29.119	127.7	38:04.961
28	B 1:18.324	22.325	26.856	29.143	128.0	39:23.285
29	B 1:18.397	22.412	26.721	29.264	127.9	40:41.682
30	B 1:18.399	22.287	26.950	29.162	127.9	42:00.081
31	B 1:19.470	22.726	27.075	29.669	126.2	43:19.551
32	B 1:19.605	23.221	27.112	29.272	125.9	44:39.156
33	B 1:18.802	22.760	26.829	29.213	127.2	45:57.958
34	B 1:18.618	22.636	26.769	29.213	127.5	47:16.576
35	B 1:17.895	22.487	26.560	28.848	128.7	48:34.471
36	B 1:18.372	22.060	26.993	29.319	127.9	49:52.843
37	B 1:18.301	22.348	26.903	29.050	128.0	51:11.144

36	Alex LYNN	GBR
	DS Virgin Racing	DS Virgin DSV-03

66	Daniel ABT	DEU				
	Audi Sport ABT Schaeffler	Audi e-tron FE04				
1	B 1:27.101	29.846	27.742	29.513	115.1	1:27.101
2	B 1:19.375	22.642	27.262	29.471	126.3	2:46.476
3	B 1:19.227	22.918	27.007	29.302	126.5	4:05.703
4	B 1:32.341	22.478	26.910	42.953	108.6	5:38.044
5	B 2:48.078	1:01.732	1:09.399	36.947	59.7	8:26.122
6	B 1:18.446	22.348	26.891	29.207	127.8	9:44.568
7	B 1:18.418	22.235	26.845	29.338	127.9	11:02.986
8	B 1:18.772	22.579	26.962	29.231	127.3	12:21.758
9	B 1:18.222	22.231	26.971	29.020	128.2	13:39.980
10	B 1:18.563	22.255	26.863	29.445	127.6	14:58.543
11	B 1:18.092	22.048	26.857	29.187	128.4	16:16.635
12	B 1:17.932	22.348	26.718	28.866	128.7	17:34.567
13	B 1:17.703	22.171	26.604	28.928	129.0	18:52.270
14	B 1:18.096	22.335	26.814	28.947	128.4	20:10.366
15	B 1:17.900	22.258	26.650	28.992	128.7	21:28.266
16	B 1:18.441	22.554	26.828	29.059	127.8	22:46.707
17	B 1:18.825	22.665	26.817	29.343	127.2	24:05.532
18	B 1:19.210	22.742	27.355	29.113	126.6	25:24.742



FIA FORMULA E
CHAMPIONSHIP
2017-18

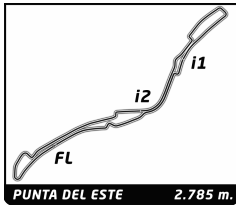


ABB FIA Formula E Championship

Round 6 - Punta del Este ePrix

Race

Analysis

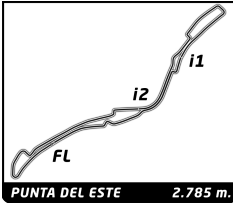
Official Timekeeper TAG Heuer

■ 200KW ■ Personal Best ■ Session Best ■ Crossing the finish line in pit lane

Lap	Time	Sector 1	Sector 2	Sector 3	Kph	Elapsed	Lap	Time	Sector 1	Sector 2	Sector 3	Kph	Elapsed
19	B 1:24.011	B 22.404	27.286	34.321	119.3	26:48.753	37	B 1:20.031	22.242	27.237	30.552	125.3	51:23.735
20	A 1:50.238	53.842	26.847	29.549	90.9	28:38.991							
21	A 1:18.201	22.559	26.766	28.876	128.2	29:57.192							
22	A 1:22.149	B 22.457	27.030	32.662	122.0	31:19.341							
23	A 1:55.341	58.527	27.190	29.624	86.9	33:14.682							
24	A 1:18.478	22.096	26.991	29.391	127.8	34:33.160							
25	A 1:18.208	22.520	26.729	28.959	128.2	35:51.368							
26	A 1:18.064	22.310	26.656	29.098	128.4	37:09.432							
27	A 1:17.854	22.071	26.849	28.934	128.8	38:27.286							
28	A 1:17.381	22.091	26.592	28.698	129.6	39:44.667							
29	A 1:17.463	22.060	26.614	28.789	129.4	41:02.130							
30	A 1:17.468	22.040	26.532	28.896	129.4	42:19.598							
31	A 1:17.855	22.162	26.631	29.062	128.8	43:37.453							
32	A 1:17.749	22.081	26.822	28.846	129.0	44:55.202							
33	A 1:17.720	22.131	26.722	28.867	129.0	46:12.922							
34	A 1:17.792	22.116	26.740	28.936	128.9	47:30.714							
35	A 1:19.652	22.913	27.219	29.520	125.9	48:50.366							
36	A 1:18.139	22.428	26.682	29.029	128.3	50:08.505							
37	A 1:18.443	22.375	26.736	29.332	127.8	51:26.948							

68 **Luca FILIPPI** ITA
NIO Formula E Team NextEV NIO Sport 003

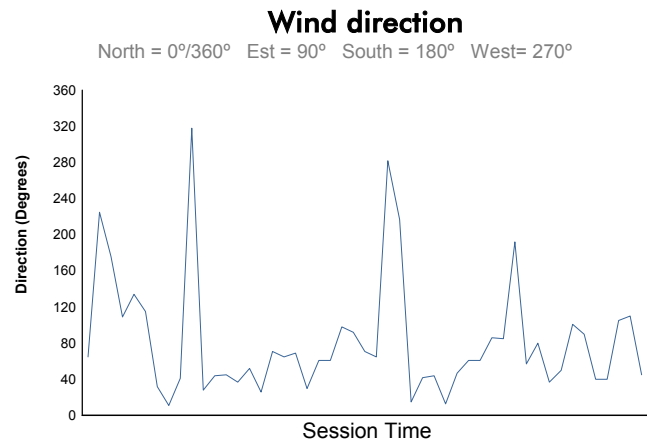
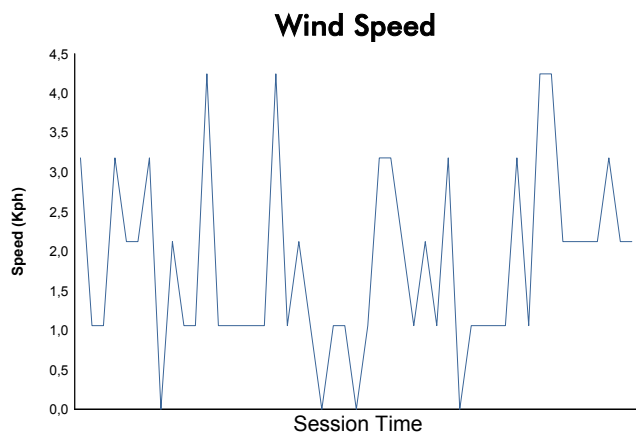
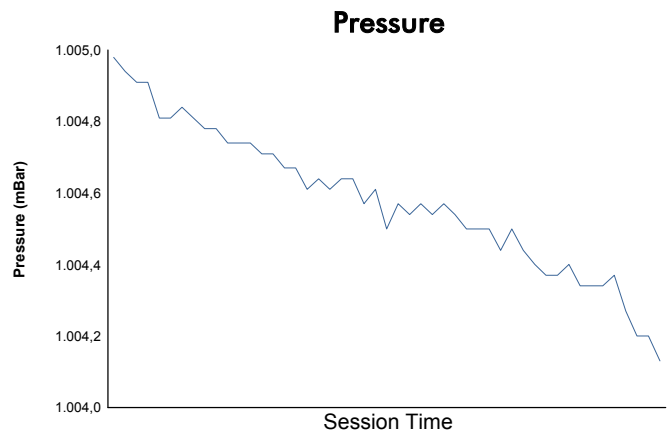
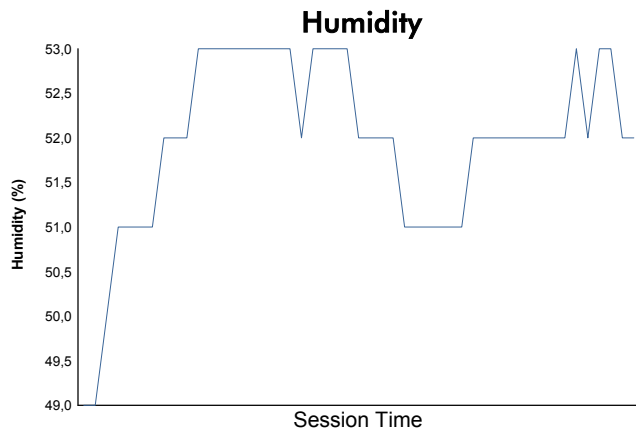
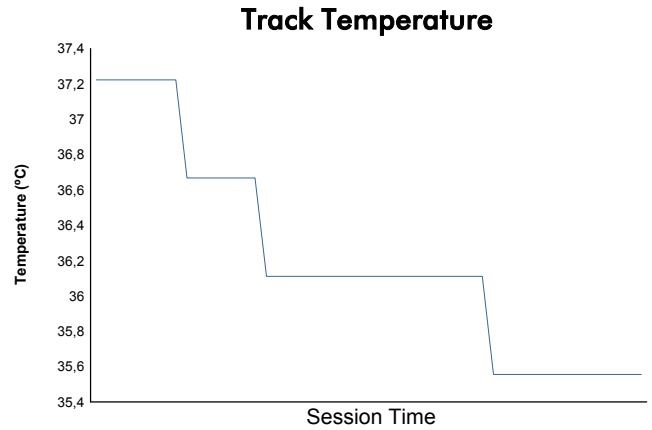
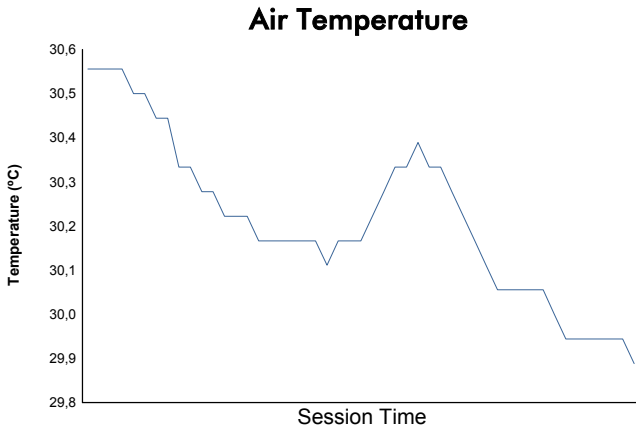
1	A 1:31.258	32.974	28.066	30.218	109.9	1:31.258
2	A 1:19.910	22.812	27.240	29.858	125.5	2:51.168
3	A 1:20.370	23.001	27.242	30.127	124.7	4:11.538
4	A 1:35.560	23.090	28.255	44.215	104.9	5:47.098
5	A 2:45.020	1:02.790	1:07.133	35.097	60.8	8:32.118
6	A 1:18.800	22.374	27.030	29.396	127.2	9:50.918
7	A 1:19.798	23.800	26.635	29.363	125.6	11:10.716
8	A 1:19.404	22.712	27.111	29.581	126.3	12:30.120
9	A 1:19.658	22.955	27.251	29.452	125.9	13:49.778
10	A 1:19.325	22.622	27.134	29.569	126.4	15:09.103
11	A 1:19.538	22.556	27.618	29.364	126.1	16:28.641
12	A 1:23.418	22.601	30.908	29.909	120.2	17:52.059
13	A 1:19.380	22.671	27.410	29.299	126.3	19:11.439
14	A 1:19.361	22.919	27.112	29.330	126.3	20:30.800
15	A 1:23.609	23.701	29.175	30.733	119.9	21:54.409
16	A 1:19.069	22.595	27.182	29.292	126.8	23:13.478
17	A 1:19.596	22.589	27.377	29.630	126.0	24:33.074
18	A 1:20.534	23.336	27.620	29.578	124.5	25:53.608
19	A 1:24.145	B 22.742	27.385	34.018	119.2	27:17.753
20	B 1:53.729	56.677	27.301	29.751	88.2	29:11.482
21	B 1:18.013	22.242	26.598	29.173	128.5	30:29.495
22	B 1:18.588	22.628	26.735	29.225	127.6	31:48.083
23	B 1:17.969	22.036	26.671	29.262	128.6	33:06.052
24	B 1:17.512	21.917	26.647	28.948	129.3	34:23.564
25	B 1:17.427	21.877	26.595	28.955	129.5	35:40.991
26	B 1:17.708	21.889	26.724	29.095	129.0	36:58.699
27	B 1:18.679	22.090	27.322	29.267	127.4	38:17.378
28	B 1:18.497	22.319	27.033	29.145	127.7	39:35.875
29	B 1:18.614	22.326	26.989	29.299	127.5	40:54.489
30	B 1:18.881	22.436	27.122	29.323	127.1	42:13.370
31	B 1:17.958	22.132	26.766	29.060	128.6	43:31.328
32	B 1:17.556	21.911	26.578	29.067	129.3	44:48.884
33	B 1:19.018	22.123	27.186	29.709	126.9	46:07.902
34	B 1:18.726	22.541	27.025	29.160	127.4	47:26.628
35	B 1:19.144	22.677	26.942	29.525	126.7	48:45.772
36	B 1:17.932	22.076	26.629	29.227	128.7	50:03.704



Round 6 - Punta del Este ePrix
ABB FIA Formula E Championship
Race

Weather Report

Official Timekeeper 



Track Status: **DRY**