

GAME NOTES

TORONTO RAPTORS BASKETBALL CLUB

2017-18 SCHEDULE

Day	Date	Opponent	Time (ET)/Result
Thu.	Oct. 19	Chicago	W 117-100
Sat.	Oct. 21	Philadelphia	W 128-94
Mon.	Oct. 23	at San Antonio	L 101-97
Wed.	Oct. 25	at Golden State	L 117-112
Fri.	Oct. 27	at L.A. Lakers	W 101-92
Mon.	Oct. 30	at Portland	W 99-85
Wed.	Nov. 1	at Denver	L 129-111
Fri.	Nov. 3	at Utah	W 109-100
Sun.	Nov. 5	Washington	L 107-96
Tue.	Nov. 7	Chicago	W 119-114
Thu.	Nov. 9	New Orleans	W 122-118
Sun.	Nov. 12	at Boston	L 95-94
Tue.	Nov. 14	at Houston	W 129-113
Wed.	Nov. 15	at New Orleans	W 125-116
Fri.	Nov. 17	New York	W 107-84
Sun.	Nov. 19	Washington	W 100-91
Wed.	Nov. 22	at New York	L 108-100
Fri.	Nov. 24	at Indiana	L 107-104
Sat.	Nov. 25	at Atlanta	W 112-78
Wed.	Nov. 29	Charlotte	W 126-113
Fri.	Dec. 1	Indiana	W 120-115
Tues.	Dec. 5	Phoenix	W 126-113
Fri.	Dec. 8	at Memphis	W 116-107
Sun.	Dec. 10	at Sacramento	W 102-87
Mon.	Dec. 11	at L.A. Clippers	L 96-91
Wed.	Dec. 13	at Phoenix	W 115-109
Fri.	Dec. 15	Brooklyn	W 120-87
Sun.	Dec. 17	Sacramento	W 108-93
Wed.	Dec. 20	at Charlotte	W 129-111
Thu.	Dec. 21	at Philadelphia	W 114-109
Sat.	Dec. 23	Philadelphia	W 102-86
Tues.	Dec. 26	at Dallas	L 98-93
Wed.	Dec. 27	at Oklahoma City	L 124-107
Fri.	Dec. 29	Atlanta	W 111-98
Mon.	Jan. 1	Milwaukee	W 131-127 (OT)
Wed.	Jan. 3	at Chicago	W 124-115
Fri.	Jan. 5	at Milwaukee	W 129-100
Mon.	Jan. 8	at Brooklyn	W 114-113 (OT)
Tue.	Jan. 9	Miami	L 90-89
Thu.	Jan. 11	Cleveland	W 133-99
Sat.	Jan. 13	Golden State	L 127-125
Mon.	Jan. 15	at Philadelphia	L 117-111
Wed.	Jan. 17	Detroit	W 96-91
Fri.	Jan. 19	San Antonio	W 86-83
Sat.	Jan. 20	at Minnesota	L 115-109
Wed.	Jan. 24	at Atlanta	W 108-93
Fri.	Jan. 26	Utah	L 97-93
Sun.	Jan. 28	L.A. Lakers	W 123-111
Tue.	Jan. 30	Minnesota	W 109-104
Thu.	Feb. 1	at Washington	L 122-119
Fri.	Feb. 2	Portland	W 130-105
Sun.	Feb. 4	Memphis	W 101-86
Tue.	Feb. 6	Boston	W 111-91
Thu.	Feb. 8	New York	W 113-88
Sun.	Feb. 11	at Charlotte	W 123-103
Tue.	Feb. 13	Miami	W 115-112
Wed.	Feb. 14	at Chicago	W 122-98
Fri.	Feb. 23	Milwaukee	L 122-119 (OT)
Mon.	Feb. 26	Detroit	W 123-94
Wed.	Feb. 28	at Orlando	W 117-104
Fri.	Mar. 2	at Washington	W 102-95
Sun.	Mar. 4	Charlotte	W 103-98
Tue.	Mar. 6	Atlanta	W 106-90
Wed.	Mar. 7	at Detroit	W 121-199 (OT)
Fri.	Mar. 9	Houston	W 108-105
Sun.	Mar. 11	at New York	W 132-106
Tue.	Mar. 13	at Brooklyn	W 116-102
Thu.	Mar. 15	at Indiana	W 106-99
Fri.	Mar. 16	Dallas	W 122-115 (OT)
Sun.	Mar. 18	Oklahoma City	L 132-125
Tue.	Mar. 20	at Orlando	W 93-86
Wed.	Mar. 21	at Cleveland	L 132-129
Fri.	Mar. 23	Brooklyn	W 116-112
Sun.	Mar. 25	L.A. Clippers	L 117-106
Tue.	Mar. 27	Denver	W 114-110
Sat.	Mar. 31	at Boston	7:30 p.m. #
Tue.	Apr. 3	at Cleveland	7:00 p.m.
Wed.	Apr. 4	Boston	7:00 p.m. *
Fri.	Apr. 6	Indiana	7:30 p.m.
Sun.	Apr. 8	Orlando	6:00 p.m. #
Mon.	Apr. 9	at Detroit	7:00 p.m.
Wed.	Apr. 11	at Miami	8:00 p.m.

KEY: ^ TNT * ESPN # NBA TV

GAME #76 - TORONTO RAPTORS (55-20) at BOSTON CELTICS (51-23)

SATURDAY, MARCH 31, 2018 - 7:30 P.M. - TD GARDEN

TV: SPORTSNET ONE - RADIO: SPORTSNET 590 THE FAN

TEAM NOTES

- The Toronto Raptors begin a two-game road trip (Mar. 31 - Apr. 3) Saturday night against the Boston Celtics at TD Garden. Toronto and Boston have split the first two meetings, with the home team winning both games. **Kyle Lowry** and **DeMar DeRozan** are averaging 21.0 and 19.5 points, respectively, in two games versus the Celtics this season. The Raptors will host Boston on Apr. 4 in the second game of a back-to-back set.
- Toronto needs one more win to tie the single-season franchise-record of 56 victories set during the 2015-16 campaign. This is the third straight year the Raptors have won at least 50 games. Prior to the 2015-16 season, Toronto had never recorded a 50-win season. The Raptors currently lead the Eastern Conference by 3.5 games over Boston and play the Celtics two more times.
- The Raptors have made at least 10 three-pointers in a franchise-record 17 consecutive games (Feb. 26 - Mar. 27). Toronto is shooting .385 (224-for-582) from three-point range during this span. The Raptors have made 10-or-more three-pointers in 55 games (46-9) this season; something they did 37 times last year.
- Toronto is averaging 32.9 three-point attempts (third in the NBA), up from 24.3 attempts last season. The Raptors have already set single-season franchise records in both three-pointers made and attempted (892-for-2464).
- Jonas Valanciunas** is averaging 12.7 points, 8.5 rebounds and 22.5 minutes in 71 games this season. Valanciunas is the only NBA player averaging at least 12.0 points and 8.0 rebounds in 25.0 minutes or fewer.
- Toronto's bench ranks fourth in the NBA in scoring (42.0 ppg). The Raptors ranked 26th in bench scoring each of the past two seasons (2015-17). Since Jan. 1, Toronto's bench leads the NBA averaging 45.1 points. The Raptors outscored Denver 53-29 in bench points Tuesday night. Toronto's second unit combined to score 31 of the team's 32 points in the fourth quarter. **Jakob Poeltl** scored all 12 of his points in the final quarter.
- Kyle Lowry** has made a single-season franchise-record 221 three-point field goals, topping his own record of 212 set during the 2015-16 campaign. Lowry is the only player in team history to make 200 three-pointers in a season. Lowry has made at least three three-pointers in each of his last seven games played (Mar. 15-27); shooting .582 (32-for-55) from beyond the arc during this span.
- The Raptors are 47-13 this season when recording 20-or-more assists in a game. Toronto dished out 20+ assists 34 times (26-8) last season. The Raptors currently rank sixth in the NBA in assists per game (24.2). **Kyle Lowry** leads the team averaging 6.8 assists, while **DeMar DeRozan** is averaging a career-high 5.2 assists. Lowry and DeRozan combined for 16 of Toronto's 33 assists Tuesday versus the Nuggets.
- Fred VanVleet** led the reserves in scoring for the 16th time this season with 15 points in 25 minutes Mar. 27 vs. Denver. VanVleet has now scored at least 14 points off the bench in five straight games (Mar. 16-27), shooting .528 (28-for-53) from the field and .529 (18-for-34) from three-point distance during this stretch. VanVleet has scored in double figures in eight of his last nine games played (Mar. 9-27).
- Toronto outscored the Nuggets 60-36 in the paint Tuesday night. The Raptors have scored at least 50 points in the paint three of the last four games (Mar. 21-27); averaging 52.5 points during this stretch. Toronto currently ranks sixth in the NBA (first in the East) in points in the paint per game (48.5). **DeMar DeRozan** is averaging a team-high 8.6 points in the paint this season.

PROBABLE STARTERS

F - OG ANUNOBY #3	MIN: 20.0	REB: 2.4	AST: 0.8	STL: 0.8	TO: 0.6	BLK: 0.2	PTS: 5.7
<ul style="list-style-type: none"> Averaging 5.7 points, 2.3 rebounds and 20.6 minutes in 55 games as a starter. Ranks eighth among rookies with a .358 (63-for-176) three-point field goal percentage. Has scored in double figures nine times (Last: 11 points - Feb. 1 at Washington). 							
F - SERGE IBAKA #9	MIN: 27.4	REB: 6.2	AST: 0.8	STL: 0.4	TO: 1.2	BLK: 1.3	PTS: 12.5
<ul style="list-style-type: none"> Ranks 15th in the NBA in blocks per game (1.29); has blocked multiple shots in 24 games. Toronto is a perfect 7-0 this season when he scores at least 20 points (Last: 21 points - Feb. 14 at Chicago). Shooting .516 (16-for-31) from the field over the last three games (Mar. 23-27). 							
C - JONAS VALANCIUNAS #17	MIN: 22.5	REB: 8.5	AST: 1.1	STL: 0.4	TO: 1.5	BLK: 0.9	PTS: 12.7
<ul style="list-style-type: none"> Ranks eighth in the NBA with a .570 (355-for-623) field goal percentage. Leads the team in double-digit rebounding games (25) and double-doubles (23). Has scored 20-or-more points in a single-season career-high 12 games (Last: 23 points - Mar. 23 vs. Brooklyn). 							
G - DEMAR DEROZAN #10	MIN: 34.1	REB: 3.9	AST: 5.2	STL: 1.1	TO: 2.2	BLK: 0.2	PTS: 23.3
<ul style="list-style-type: none"> Ranks 10th in NBA scoring (23.3 ppg) and fifth in free throws made (436). Averaging a career-high 5.2 assists; has dished out at least five assists in 46 games. The Raptors are 13-2 this season when he scores 30-or-more points (Last: 42 points - Mar. 7 at Detroit OT). 							
G - KYLE LOWRY #7	MIN: 32.3	REB: 5.6	AST: 6.8	STL: 1.1	TO: 2.3	BLK: 0.2	PTS: 16.6
<ul style="list-style-type: none"> Leads the NBA in charges drawn (32); had 15 charges drawn (tied for 12th in the NBA) in 60 games last season. Ranks ninth in the NBA averaging 6.8 assists and tied for third in three-point field goals (221). Averaging a career-high 5.6 rebounds; has collected 10-or-more rebounds 11 times (Last: Mar. 23 vs. Brooklyn). 							

2017-18 RECORDS

	W-L	EAST	WEST
OVERALL	55-20	36-9	19-11
HOME	31-7	20-3	11-4
AWAY	24-13	16-6	8-7
OVERTIME	4-1	3-1	1-0

INJURY REPORT

None

GAME DETAILS

Opponent: Boston Celtics
Date: Saturday, March 31
Tip-Off: 7:30 p.m.
Venue: TD Garden
TSN: Sportsnet One
Radio: Sportsnet 590 The FAN

SERIES RECAP VS. BOSTON

	OVERALL	HOME	ROAD
2017-18	1-1	1-0	0-1
ALL-TIME	36-51	24-20	12-31
STREAKS	Won 1	Won 5	Lost 2

LAST WIN:

February 6, 2018 (111-91)

LAST ROAD WIN:

December 9, 2016 (101-94)

LARGEST MARGIN OF VICTORY:

+31, April 20, 1997

LARGEST MARGIN OF DEFEAT:

-36, February 1, 2012

LAST TIME VS. BOSTON

GAME 53 - FEBRUARY 6, 2018
TORONTO 111, BOSTON 91

TORONTO -- Kyle Lowry scored 23 points, C.J. Miles had 20 and the Toronto Raptors routed the Celtics 111-91, snapping Boston's four-game winning streak ... DeMar DeRozan added 15 points, Delon Wright had 14 and Fred VanVleet 10 as Toronto won its fifth straight home meeting over Boston ... Kyrie Irving started for Boston after missing the previous three games because of a right quad contusion ... He scored 17 points in 22 minutes ... Terry Rozier scored 18 points, Marcus Morris had 12 and Jaylen Brown 11 for the Celtics ... Boston's Al Horford shot 1 for 5 and finished with two points in 24 minutes ... Toronto won its fifth straight home game and improved to 22-4 at Air Canada Centre, the best home mark in the NBA ... All six of Lowry's field goals were 3-pointers ... Lowry and Miles combined for 11 of Toronto's 17 3-pointers ... Lowry made his first three 3-point attempts but no other Raptor connected from long range in the first quarter ... Toronto led 22-18 after one ... Toronto's bench extended the lead in the second ... VanVleet scored 10 points and Wright had nine as the Raptors connected on 13 of 19 field goal attempts in the quarter to take a 58-37 lead at halftime ... Toronto had a 30-15 edge in bench scoring at halftime.

	1	2	3	4	TOT
BOSTON	18	19	23	31	91
TORONTO	22	36	25	28	111

NEXT GAME DETAILS

Opponent: Cleveland Cavaliers
Date: Tuesday, April 3
Tip-Off: 7 p.m.
Venue: Quicken Loans Arena
TSN: TSN 4/5
Radio: TSN 1050 Toronto

SERIES RECAP VS. CLEVELAND

	OVERALL	HOME	ROAD
2017-18	1-1	1-0	0-1
ALL-TIME	38-47	21-22	17-25
STREAKS	Lost 1	Won 1	Lost 1

LAST WIN:

January 11, 2018 (133-99)

LAST ROAD WIN:

April 12, 2017 (98-83)

LARGEST MARGIN OF VICTORY:

+34, January 11, 2018

LARGEST MARGIN OF DEFEAT:

-34, March 4, 1998

LAST TIME VS. CLEVELAND

GAME 72 - MARCH 21, 2018
CLEVELAND 132, TORONTO 129

CLEVELAND -- LeBron James scored 35 points and added 17 assists, his last setting up a late a 3-pointer by Kevin Love, as the undermanned Cavaliers rallied to beat the Raptors 132-129 ... The Cavs were down five rotational players and coach Tyrone Lue, who missed his second straight game for health reasons ... James added seven rebounds without committing a turnover in nearly 40 minutes ... James made three free throws in the final 7.8 seconds, but missed one with 3.9 seconds to go, giving Toronto a final shot ... DeMar DeRozan got a decent look on a 3-pointer -- contested by James -- at the horn but missed ... Love finished with 23 points and 12 rebounds and George Hill had 22 on 10-of-11 shooting for the Cavs ... Kyle Lowry scored 24 and DeRozan had 21 for the Raptors, who scored 79 points in the first half and were in control in the third quarter before James brought Cleveland back ... With the Cavs up 125-124, James drove the lane and whipped the ball into the corner to Love, who knocked down his 1,000th career 3-pointer ... C.J. Miles sat out with a flu bug.

	1	2	3	4	TOT
TORONTO	38	41	20	30	129
CLEVELAND	42	22	34	34	132

RECENT GAMES PLAYED

GAME 75 - MARCH 27, 2018
TORONTO 114, DENVER 110

TORONTO -- DeMar DeRozan, Jonas Valanciunas, and Fred VanVleet each scored 15 points and the Toronto Raptors beat the Nuggets 114-110 ... Nikola Jokic had 29 points and 16 rebounds, and Paul Millsap scored 20 points for the Nuggets ... Jakob Poeltl scored all of his 12 points in the fourth quarter, including eight straight for Toronto at one stretch ... Toronto outscored the Nuggets 53-29 in bench points ... Up 85-82 through three quarters, Denver reeled off five straight points in the first minute of the fourth to open an eight-point advantage ... Toronto answered with a 13-2 spurt over the next four minutes ... The Raptors led 111-101 after Poeltl capped his outburst with a layup with just over a minute left ... Back-to-back 3-pointers by Jamal Murray and Wilson Chandler cut it to 111-107 with 18 seconds remaining ... After VanVleet made a pair of free throws, Jokic banked home a 3 to make it 113-110 with 10 seconds to go, but Denver couldn't get any closer ... The Nuggets led 47-39 with 5:43 left in the second but Valanciunas scored eight points and Serge Ibaka had six as the Raptors rallied to tie it at 58 at halftime ... Kyle Lowry scored nine points in the first to help Toronto lead 25-23 after one.

	1	2	3	4	TOT
DENVER	23	35	27	25	110
TORONTO	25	33	24	32	114

GAME 74 - MARCH 25, 2018
LA CLIPPERS 117, TORONTO 106

TORONTO -- Lou Williams scored 26 points, 18 in the final quarter, and the Los Angeles Clippers overcame an 18-point first-quarter deficit to beat the Toronto Raptors 117-106 ... Tobias Harris scored 20 points, Montrezl Harrell had 19 points and Milos Teodosic 15 for the Clippers ... Williams connected on seven of 11 shot attempts in the fourth, scoring 12 consecutive points for the Clippers in one stretch ... Jonas Valanciunas had 16 points and 10 rebounds for the Raptors ... Fred VanVleet scored 16 points, Pascal Siakam had 15, and Serge Ibaka 12 ... Harrell and Williams each scored six points as the Clippers used a 16-2 run at the start of the fourth quarter to turn an 80-80 tie into a 14-point edge with 8:43 remaining ... Toronto rallied, cutting it to 105-100 on Ibaka's 3 with 2:58 to go ... After a Clippers timeout, Williams converted a three-point play, then added back-to-back jumpers to close out his 12-point run, giving the Clippers a 112-103 lead with 1:29 left ... Valanciunas scored 12 of Toronto's first 14 points and the Raptors led 27-9 after Ibaka's 3 at 5:49 of the first ... Los Angeles closed the quarter with a 19-8 run, cutting it to 35-28 after one ... VanVleet scored eight points in the second and Toronto led 60-53 at halftime.

	1	2	3	4	TOT
LA CLIPPERS	28	25	27	37	117
TORONTO	35	25	20	26	106

ADDITIONAL TEAM NOTES...

- The Raptors have the second-best home record in the NBA with a 31-7 (.816) mark. Toronto is averaging 113.1 points (tied for second in the NBA) and 12.0 three-point field goals at Air Canada Centre. The Raptors tied a franchise-record with 12 straight home victories earlier this season (Nov. 7 - Jan. 1). Air Canada Centre has been sold-out for 175 consecutive games (including playoffs) - the longest streak in team history. The franchise-record for home wins in a single-season is 32 set in 2015-16.
- Toronto has scored at least 120 points in a single-season franchise-record 24 games, second most in the NBA behind only Golden State (29). The Raptors are 21-3 this season when they score 120-or-more points.
- The Raptors won a franchise-record nine straight road games Feb. 11 - Mar. 20. Toronto has the fourth-best road record in the NBA (24-13) this season and has tied the franchise-record for road victories in a single-season set in 2015-16 (24).
- Toronto topped the 100-point mark in a franchise-best 23 consecutive games (Jan. 28 - Mar. 18), breaking the previous record of 20 games (Jan. 6 - Feb. 20, 2010).
- The Raptors tied their longest winning streak in franchise history with 11 straight victories Feb. 26 - Mar. 16. Toronto also won 11 consecutive games Jan. 6-30, 2016. The Raptors' average margin of victory during the win streak was 11.7 points.
- Toronto became the first team this season to secure a playoff berth with a 121-119 victory Mar. 7 at Detroit (OT). This marks the earlier date the Raptors have ever qualified for the postseason and the fewest number of games played (64) to qualify. Previously, the earliest Toronto has ever qualified for the playoffs was Mar. 23, 2016.
- The Raptors finished the month of February with an Eastern Conference-best 9-2 record, which included six victories of 20 points-or-more points. Toronto's average margin of victory last month was 19.3 points. According to Elias, the Raptors also had the best point differential (+15.27) in the month of February since the 1990 Phoenix Suns, who had a +15.33 point differential. Toronto averaged 117.5 points (fourth in the NBA) last month.
- DeMar DeRozan** was named the Eastern Conference Player of the Month for January. DeRozan earned the honour for the third time. He was named co-winner along with teammate **Kyle Lowry** in January 2016 and won for the first time in April 2015. DeRozan ranked second in the East in scoring (25.3 ppg) and added 5.9 assists as the Raptors went 10-5 in January. He scored at least 30 points in four games, highlighted by a franchise-record 52 points in an overtime victory Jan. 1 vs. Milwaukee. DeRozan had at least eight assists in four games and posted the highest assist average for any month of his nine-year career.
- DeMar DeRozan** scored a single-game franchise-record 52 points in an overtime victory Jan. 1 vs. Milwaukee. DeRozan shot 17-for-29 from the field, 5-for-9 from beyond the arc and a perfect 13-for-13 at the free throw line. The previous scoring record was held by **Vince Carter** (51 - Feb. 27, 2000 vs. PHX) and **Terrence Ross** (51 - Jan. 25, 2014 vs. LAC).
- Dwane Casey** was named Eastern Conference Coach of the Month for December. It's the fifth time in five seasons Casey has earned the honour, having previously won for December and January 2016, November 2014 and December 2013. Toronto finished the month with an Eastern Conference best 11-3 (.786) record and averaged a conference-high 111.0 points. The team's winning percentage marked the best December record in franchise history.
- Dwane Casey** coached his 500th game for the Raptors on Dec. 10 at Sacramento. Casey is the longest serving coach in franchise history (seven seasons) and the winningest. Under Casey's guidance the Raptors improved their win total in five consecutive seasons (2011-16), including a franchise-record 56 wins during the 2015-16 season. Casey's also holds the team record for playoff victories (17) and guided the Raptors to the 2016 Eastern Conference Finals for the first time.
- Scotiabank and MLSE have announced an expanded sponsorship and philanthropic partnership which will see the home of the Toronto Raptors transformed into the Scotiabank Arena in July, 2018.
- The Toronto Raptors and Sun Life Assurance Company of Canada expanded their long-standing partnership to feature a prominent program in support of diabetes awareness and prevention, and beginning in the 2017-18 season, include the first jersey patch partnership in the team's history. The Sun Life patch will appear on the front left shoulder of Raptors game jerseys. Jersey sponsorships will be introduced league-wide as part of a three-year NBA pilot program.

NBA G LEAGUE UPDATE - RAPTORS 905

PLAYERS	POINTS			10+	10+	DOUBLE-	TRIPLE-
	10-19	20-29	30+	REB	AST	DOUBLES	DOUBLES
Brown	15	8	5	3	10	10	1
McKinnie	21	5		7		6	
Miller	14	6	1				
Richardson	5	1					

REGULAR SEASON AVERAGES (RAPTORS 905 ONLY)

	GP	MIN	FG%	3FG%	FT%	REB	AST	ST	BS	PTS
Brown	32	33.2	.468	.330	.792	5.2	8.9	1.8	0.2	18.8
McKinnie	35	29.9	.447	.348	.714	7.5	1.4	0.7	0.3	14.0
Miller	34	27.9	.436	.376	.798	5.1	1.6	0.8	0.5	12.6
Richardson	12	21.0	.312	.283	.833	3.3	1.8	0.9	0.1	7.2

CAREER LEADERS...

POINTS

13,182	DeMar DeRozan
10,275	Chris Bosh
9,420	Vince Carter
7,609	Kyle Lowry
6,581	Andrea Bargnani

BLOCKS

600	Chris Bosh
480	Amir Johnson
451	Jonas Valanciunas
415	Vince Carter
405	Antonio Davis

DOUBLE-DOUBLES

239	Chris Bosh
130	Jonas Valanciunas
110	Antonio Davis
91	Jose Calderon
87	Kyle Lowry

STEALS

664	Doug Christie
651	DeMar DeRozan
650	Kyle Lowry
552	Morris Peterson
534	Vince Carter

GAMES STARTED

657	DeMar DeRozan
497	Chris Bosh
428	Jonas Valanciunas
409	Kyle Lowry
401	Vince Carter



Head coach **Dwane Casey** and his staff coached Team LeBron at the 67th NBA All-Star Game, which was played Sunday, Feb. 18 at Staples Center in Los Angeles. Casey was the first coach in franchise history to earn the honour. Under Casey's leadership the Raptors have won three Atlantic Division titles (2013-16) and advanced to the playoffs in a franchise-record four consecutive seasons (2013-17).

DeMar DeRozan and **Kyle Lowry** represented Toronto at the 2018 NBA All-Star Game in Los Angeles for a third straight season. DeRozan was voted as a starter by the fans, media and players, while Lowry was selected as a reserve by the coaches. DeRozan, a native of Compton, is a four-time All-Star and made his second straight start. He scored a team high-tying 21 points for Team Stephen. Lowry made his fourth consecutive All-Star appearance and recorded a game-high 11 assists for Team Stephen. Lowry also participated in his third straight Three-Point Contest as part of All-Star Saturday Night.

PLAYER OF THE WEEK

DeMar DeRozan has been selected as Eastern Conference Player of the Week 10 times during his nine seasons in Toronto, including five times this season. DeRozan was named East Player of the Week for games played Nov. 13-18, Dec. 18-24, Jan. 1-7, Feb. 26 - Mar. 4 and Mar. 5-11.

Nov. 13-18: Averaged 26.8 points, 7.3 rebounds and 6.0 assists in four victories, including a 129-113 road win against the Western Conference leading Houston Rockets.

Dec. 18-24: Averaged 34.0 points (third in the NBA), 4.3 assists and 4.0 rebounds in three games. He scored a then career-high 45 points Dec. 21 at Philadelphia.

Jan. 1-7: Averaged an NBA-high 35.7 points, 6.0 assists and 4.3 rebounds in three games. Highlighting DeRozan's week was a franchise-record 52-point performance Jan. 1 vs. Milwaukee in overtime.

Feb. 26 - Mar. 4: Averaged a team-high 20.8 points, 5.8 assists and 3.0 rebounds in four games. DeRozan led (or tied) the team in scoring during all four of Toronto's victories.

Mar. 5-11: Averaged a team-high 24.8 points, 4.5 rebounds and 4.3 assists as the Raptors won an NBA-best four games. Highlighting DeRozan's week was a 42-point performance during Toronto's 121-119 overtime victory Mar. 7 at Detroit. He made a coast-to-coast dunk with 4.6 seconds left in regulation to give Toronto the lead and assisted on Fred VanVleet's game-winning basket in overtime.

LAST TIME...

50+ points

Toronto: 52, DeMar DeRozan, January 1, 2018 vs. Milwaukee (OT).

Opponent: 50, Damian Lillard; March 4, 2016 vs. Portland.

40+ points

Toronto: 42, DeMar DeRozan; March 7, 2018 at Detroit (OT).

Opponent: 40, James Harden; March 9, 2018 vs. Houston.

Back-to-back 40+ points

Toronto: DeMar DeRozan; March 21, 2017 vs. Chicago OT (42) and March 23, 2017 at Miami (40).

20+ rebounds

Toronto: 23, Jonas Valanciunas, January 10, 2017 vs. Boston.

Opponent: 20, Andre Drummond, March 17, 2017 at Detroit.

20-point, 20-rebound games

Toronto: Chris Bosh, November 14, 2006 at Golden State (23 points, 22 rebounds).

Opponent: Jared Sullinger, January 15, 2014 at Boston (25 points, 20 rebounds).

15+ assists

Toronto: 15, Kyle Lowry, March 7, 2018 at Detroit (OT).

Opponent: 17, LeBron James, March 21, 2018 at Cleveland.

Triple-doubles

Toronto: Kyle Lowry, March 23, 2018 vs. Brooklyn (25 points, 10 rebounds, 12 assists).

Opponent: D'Angelo Russell, March 23, 2018 vs. Brooklyn (18 points, 11 rebounds, 13 assists).

Two 30+ scorers

Toronto: Kyle Lowry (36), DeMar DeRozan (30); November 29, 2017 vs. Charlotte.

Opponent: Stephen Curry (35), Kevin Durant (30); November 16, 2016 vs. Golden State.

Three 20+ scorers

Toronto: Kyle Lowry (25), Jonas Valanciunas (23), DeMar DeRozan (21); March 23, 2018 vs. Brooklyn.

Opponent: LeBron James (35), Kevin Love (23), George Hill (22); March 21, 2018 at Cleveland.

Four 20+ scorers

Toronto: DeMar DeRozan (33), Amir Johnson (25), Kyle Lowry (25), Greivis Vasquez (21); March 21, 2014 vs. Oklahoma City (2OT).

Opponent: Monta Ellis (27), Dorell Wright (26), Stephen Curry (23), David Lee (21); March 25, 2011 at Golden State.

Three Double Figure Rebounders

Toronto: Jonas Valanciunas (13), Amir Johnson (11), Rudy Gay (10); November 11, 2013 at Houston.

Opponent: Hassan Whiteside (15), Bam Adebayo (15), Goran Dragic (12); January 9, 2018 vs. Miami.

Three Players with Double-Doubles

Toronto: Jonas Valanciunas (21 points, 13 rebounds), Kyle Lowry (18 points, 11 assists), Serge Ibaka (11 points, 12 rebounds); January 8, 2018 at Brooklyn (OT).

Opponent: Goran Dragic (24 points, 12 rebounds), Bam Adebayo (16 points, 15 rebounds), Hassan Whiteside (13 points, 15 rebounds); January 9, 2018 vs. Miami.

Four Players with Double-Doubles

Toronto: Andrea Bargnani (28 points, 10 rebounds), Shawn Marion (16 points, 15 rebounds), Jose Calderon (13 points, 11 assists), Chris Bosh (11 points, 12 rebounds); February 22, 2009 vs. New York.

Opponent: Brevin Knight (19 points, 10 assists), Jumaine Jones (17 points, 11 rebounds), Gerald Wallace (11 points, 14 rebounds), Raymond Felton (10 points, 12 assists); April 9, 2006 vs. Charlotte.

2017-18 NOTABLE TRANSACTIONS...

JUNE 26: Selected forward OG Anunoby 23rd overall in the 2017 NBA Draft.

JUNE 28: Promoted Bobby Webster to general manager, Dan Tolzman to assistant general manager / vice president, player personnel and Keith Boyarsky to vice president, basketball strategy & research.

JULY 7: Re-signed free-agent forward-centre Serge Ibaka.

JULY 7: Re-signed free-agent guard Kyle Lowry.

JULY 9: Signed first-round draft pick OG Anunoby to a rookie-scale contract.

JULY 9: Signed guard-forward Malcolm Miller to a two-way contract and forward Alfonzo McKinnie to a multi-year contract.

JULY 13: Acquired centre Justin Hamilton from Brooklyn in exchange for forward DeMarre Carroll, a future first-round pick and a future second-round pick.

JULY 14: Waived centre Justin Hamilton

JULY 14: Acquired the draft rights to forward Emir Preldzic from Indiana in exchange for guard Cory Joseph.

JULY 18: Signed free-agent guard-forward C.J. Miles to a multi-year contract.

JULY 18: Signed free-agent forward Kennedy Meeks.

JULY 25: Signed free-agent guard Lorenzo Brown to a two-way contract.

AUGUST 15: Signed free-agent forward Kyle Wiltjer.

AUGUST 22: Signed free-agent forward K.J. McDaniels

SEPTEMBER 8: Named Luke Winn as the club's Director, Prospect Strategy.

SEPTEMBER 25: Signed free-agent guard Andy Rautins.

OCTOBER 7: Waived Kennedy Meeks, Andy Rautins and Kyle Wiltjer.

OCTOBER 8: Signed guard Norman Powell to a multi-year contract extension .

OCTOBER 11: Signed free-agent guard Davion Berry.

OCTOBER 14: Waived Davion Berry.

FEBRUARY 8: Acquired guard Malachi Richardson from Sacramento in exchange for forward Bruno Caboclo.

MARCH 6: Signed forward Nigel Hayes to a 10-day contract.

MARCH 16: Signed Nigel Hayes to a second 10-day contract.

PLAYERS	GAME LEADERS				POINTS			10+ REB	10+ AST	DOUBLE- DOUBLES	TRIPLE- DOUBLES
	PTS	REB	AST	BENCH PTS	10-19	20-29	30+				
Anunoby		1			8	1					
Brown											
DeRozan	46	2	23		17	37	15				
Ibaka	2	10			44	7		7		6	
Lowry	16	14	46		43	18	3	11	14	22	3
McKinnie											
Miles	2			30	27	6					
Miller											
Nogueira		2			2						
Poeltl		9		8	16			4		3	
Powell	2		1	8	15						
Richardson											
Siakam		2	1	10	21	1					
Valanciunas	8	38			35	12		26		24	
VanVleet	5		9	16	31	2					
Wright	1	3	7	15	23	2		1		1	

STARTING LINEUPS (11)

Centre	Forward	Forward	Guard	Guard	Record
Valanciunas	Ibaka	Powell	DeRozan	Lowry	10-3 (.769)
Nogueira	Ibaka	Powell	DeRozan	Lowry	0-1 (.000)
Ibaka	Siakam	Powell	DeRozan	Lowry	1-1 (.500)
Nogueira	Siakam	Powell	DeRozan	Lowry	1-0 (1.000)
Valanciunas	Ibaka	Anunoby	DeRozan	Lowry	34-13 (.723)
Valanciunas	Siakam	Anunoby	DeRozan	Lowry	1-0 (1.000)
Valanciunas	Miles	Anunoby	DeRozan	Lowry	2-0 (1.000)
Valanciunas	Ibaka	Anunoby	DeRozan	Wright	1-2 (.333)
Valanciunas	Miles	Anunoby	DeRozan	Wright	1-0 (1.000)
Valanciunas	Ibaka	Miller	DeRozan	Lowry	3-0 (1.000)
Valanciunas	Ibaka	Anunoby	Millers	Lowry	1-0 (1.000)

INACTIVE REPORT

Player	No. of Games	Dates
OG Anunoby	7	Mar. 2-13
Lorenzo Brown	48	Oct. 19 - Nov. 15, Dec. 20-27, Jan. 1-8, Jan. 15, Jan. 19-28, Feb. 2 - Mar. 16
Nigel Hayes	6	Mar. 6, Mar. 18-25
Serge Ibaka	3	Nov. 17, Dec. 17, Dec. 29
Kyle Lowry	4	Jan. 9-13, Mar. 16
K.J. McDaniels	2	Oct. 19-21
Alfonzo McKinnie	38	Oct. 21, Nov. 5, Nov. 9-12, Dec. 20 - Jan. 8, Jan. 11-17, Feb. 6 - Feb. 13, Feb. 23 - Mar. 4, Mar. 7, Mar. 11-27
C.J. Miles	11	Nov. 3, Nov. 24-25, Dec. 20-23, Jan. 30 - Feb. 2, Mar. 21-23
Malcolm Miller	51	Oct. 19 - Dec. 5, Dec. 13-17, Dec. 26 - Jan. 9, Jan. 15, Jan. 19 - Feb. 23, Mar. 25-27
Lucas Nogueira	11	Dec. 1-23
Norman Powell	6	Nov. 14-19, Mar. 15-16
Malachi Richardson	20	Feb. 13 - Mar. 27
Jonas Valanciunas	4	Oct. 23-30
Fred VanVleet	4	Jan. 17, Feb. 1, Mar. 18-20
Delon Wright	13	Nov. 17 - Dec. 13, Mar. 9

INJURY REPORT

Player	Games Missed	Dates	Injury	Status
OG Anunoby	7	Mar. 2-13	Right ankle sprain	
DeMar DeRozan	1	Mar. 20	Left thigh contusion	
Serge Ibaka	1	Oct. 30	Swelling, right knee	
	1	Nov. 17	Swelling, left knee	
	1	Dec. 17	Sore left knee	
Kyle Lowry	3	Jan. 9-13	Bruised tailbone	
Alfonzo McKinnie	2	Jan. 11-13	Swollen right knee	
C.J. Miles	1	Nov. 3	Flu-like symptoms	
	1	Dec. 15	Sore left shoulder	
	3	Dec. 20-23	Dental procedure	
	3	Jan. 30 - Feb. 2	Right knee soreness	
	2	Mar. 20-23	Gastroenteritis	
Lucas Nogueira	2	Oct. 25-27	Left ankle sprain	
	11	Dec. 1-23	Right calf	
Norman Powell	4	Nov. 14-19	Right hip pointer	
	2	Mar. 15-16	Left ankle sprain	
Fred VanVleet	1	Jan. 17	Right knee contusion	
	2	Mar. 18-20	Right hand contusion	
Jonas Valanciunas	4	Oct. 23-30	Left ankle sprain	
Delon Wright	12	Nov. 17 - Dec. 13	Right shoulder	

	Overall	Eastern	Western	Atlantic	Central	Southeast	Southwest	Northwest	Pacific	OT
Record	55-20	36-9	19-11	11-3	12-3	13-3	8-2	5-5	6-4	4-1
Home	31-7	20-3	11-4	7-0	7-1	6-2	5-0	3-2	3-2	2-1
Away	24-13	16-6	8-7	4-3	5-2	7-1	3-2	2-3	3-2	2-0

Current Streaks...

Overall	Won 1
Home	Won 1
Road	Lost 1

Attendance...

Home totals	753,596
Home average	19,831
Home sellouts	38

Record By Month...

October	4-2	February	9-2
November	9-5	March	12-3
December	11-3	April	0-0
January	10-5		

Longest Streaks...

Overall	Won 11, Lost 2 (4X)
Home	Won 12, Lost 1 (7X)
Road	Won 9, Lost 2 (4X)

Road total	648,288
Road average	17,521
Road sellouts	14

Record By Day...

Monday	4-3	Friday	14-3
Tuesday	10-2	Saturday	3-2
Wednesday	10-5	Sunday	8-4
Thursday	6-1		

Record When Offence Scores...

100 or more points	51-13
Less than 100 points	4-7

Record When Defence Allows...

100 or more points	30-15
Less than 100 points	25-5

Record When Offence Shoots...

50% or better from the field	19-3
Between 45-49% from the field	19-8
Between 40-44% from the field	16-6
Under 40% from the field	1-3

Record When Defence Allows....

50% or better from the field	8-7
Between 45-49% from the field	17-7
Between 40-44% from the field	17-5
Under 40% from the field	13-1

Record When Toronto has...

a better (or same) FG% than opponents	38-7
more (or same) rebounds than opponents	42-6
more (or same) assists than opponents	39-7
fewer (or same) turnovers than opponents	36-9

Record When Toronto has...

a lower FG% than opponent	17-13
fewer rebounds than opponent	13-14
fewer assists than opponent	16-13
more turnovers than opponent	19-11

Record When The Raptors...

	After first quarter	After first half	After third quarter
Lead	35-8	41-9	43-3
Trailed	17-11	13-10	9-16
Tied	3-1	1-1	3-1

	OT	1	2	3	4	5	6	7	8	9	10	11	12	13	14	15
Won	4	1	1	3	4	6	1	4	0	6	0	0	1	4	2	4
Lost	1	2	1	4	2	3	2	1	1	0	0	2	0	0	0	0

	16	17	18	19	20	21	22	23	24	25	26	27	28	29	30+
Won	3	1	1	1	2	0	0	1	1	2	1	0	0	1	4
Lost	0	1	1	0	0	0	0	0	0	0	0	0	0	0	0

BACK-TO-BACKS

SEASON SERIES

FIRST GAME

DATE	OPP	RESULT
Nov. 14	@HOU	W 129-113
Nov. 24	@IND	L 107-104
Dec. 10	@SAC	W 102-87
Dec. 20	@CHA	W 129-111
Dec. 26	@DAL	L 98-93
Jan. 8	@BKN	W 114-113 (OT)
Jan. 19	SAS	W 86-83
Feb. 1	@WAS	L 122-119
Feb. 13	MIA	W 115-112
Mar. 6	ATL	W 106-90
Mar. 15	@IND	W 106-99
Mar. 20	@ORL	W 93-86
Apr. 3	@CLE	
Apr. 8	ORL	

RECORD: 9-3 (.750)
2016-17 RECORD: 8-9 (.471)

SECOND GAME

DATE	OPP	RESULT
Nov. 15	@NOP	W 125-116
Nov. 25	@ATL	W 112-78
Dec. 11	@LAC	L 96-91
Dec. 21	@PHI	W 114-109
Dec. 27	@OKC	L 124-107
Jan. 9	MIA	L 90-89
Jan. 20	@MIN	L 115-109
Feb. 2	@POR	W 130-105
Feb. 14	@CHI	W 122-98
Mar. 7	@DET	W 121-119 (OT)
Mar. 16	DAL	W 122-115 (OT)
Mar. 21	@CLE	L 132-129
Apr. 4	BOS	
Apr. 9	@DET	

RECORD: 7-5 (.583)
2016-17 RECORD: 8-9 (.471)

Atlanta Hawks	4-0	Miami Heat	1-1
Boston Celtics	1-1	Milwaukee Bucks	2-1
Brooklyn Nets	4-0	Minnesota Timberwolves	1-1
Charlotte Hornets	4-0	New Orleans Pelicans	2-0
Chicago Bulls	4-0	New York Knicks	3-1
Cleveland Cavaliers	1-1	Oklahoma City Thunder	0-2
Dallas Mavericks	1-1	Orlando Magic	2-0
Denver Nuggets	1-1	Philadelphia 76ers	3-1
Detroit Pistons	3-0	Phoenix Suns	2-0
Golden State Warriors	0-2	Portland Trail Blazers	2-0
Houston Rockets	2-0	Sacramento Kings	2-0
Indiana Pacers	2-1	San Antonio Spurs	1-1
Los Angeles Clippers	0-2	Utah Jazz	1-1
Los Angeles Lakers	2-0	Washington Wizards	2-2
Memphis Grizzlies	2-0		

Largest comeback by Toronto: 22, Dec. 21 at Philadelphia.
Largest fourth quarter comeback by Toronto: 9, Mar. 23 vs. Brooklyn.
Largest comeback by opponent: 18, Mar. 25 vs. LA Clippers.
Largest fourth quarter comeback by opponent: 7, Dec. 11 at LA Clippers.

2017-18 TORONTO RAPTORS ROSTER

NO.	PLAYER	POS	HT	WT	BIRTHDATE	PRIOR TO NBA/HOME COUNTRY	NBA EXP.
3	OG Anunoby	F	6-8	232	07/17/1997	Indiana / England	R
4	Lorenzo Brown*	G	6-5	189	08/26/1990	North Carolina State / USA	3
10	DeMar DeRozan	G	6-7	221	08/07/1989	USC / USA	8
9	Serge Ibaka	F-C	6-10	235	09/18/1989	Ricoh Manresa (Spain) / Republic of Congo	8
7	Kyle Lowry	G	6-1	196	03/25/1986	Villanova / USA	11
34	Alfonzo McKinnie	F	6-8	215	09/17/1992	Wisconsin-Green Bay / USA	R
0	C.J. Miles	F-G	6-6	230	03/18/1987	Skyline H.S. (Dallas) / USA	12
13	Malcolm Miller*	G-F	6-7	210	03/06/1993	Holy Cross / USA	R
92	Lucas Nogueira	C	7-0	241	07/26/1992	Estudiantes (Spain) / Brazil	3
42	Jakob Poeltl	C	7-0	248	10/15/1995	Utah / Austria	1
24	Norman Powell	G	6-4	215	05/25/1993	UCLA / USA	2
22	Malachi Richardson	G	6-6	205	01/05/1996	Syracuse / USA	1
43	Pascal Siakam	F	6-9	230	04/02/1994	New Mexico State / Cameroon	1
17	Jonas Valanciunas	C	7-0	265	05/06/1992	Lietuvos Rytas (Lithuania) / Lithuania	5
23	Fred VanVleet	G	6-0	195	02/25/1994	Wichita State / USA	1
55	Delon Wright	G	6-5	183	04/26/1992	Utah / USA	2

* Two-way player

HEAD COACH: Dwane Casey (Kentucky)

ASSISTANT COACHES: Rex Kalamian (Cal Poly Pomona), Nick Nurse (Northern Iowa), Jama Mahlalela (British Columbia), Patrick Mutombo (Metro State), Jim Sann (Colorado)

ASSISTANT COACH/DIRECTOR OF SPORTS SCIENCE: Alex McKechnie (Leeds School of Physiotherapy)

ATHLETIC TRAINER: Scott McCullough (Toronto)

NUMERICAL ROSTER:

0	C.J. Miles	9	Serge Ibaka	22	Malachi Richardson	42	Jakob Poeltl
3	OG Anunoby	10	DeMar DeRozan	23	Fred VanVleet	43	Pascal Siaka
4	Lorenzo Brown	13	Malcolm Miller	24	Norman Powell	55	Delon Wright
7	Kyle Lowry	17	Jonas Valanciunas	34	Alfonzo McKinnie	92	Lucas Nogueira

HOW THE TEAM WAS ASSEMBLED:

Draft	Trade	Free Agent
2017 – Anunoby (1st round)	2018 – Richardson (February 8)	2017 – Brown (July 25)
2016 – Poeltl (1st round)	2017 – Ibaka (February 14)	2017 – Miles (July 18)
2016 – Siakam (1st round)	2015 – Powell (June 26)	2017 – McKinnie (July 9)
2015 – Wright (1st round)	2014 – Nogueira (June 30)	2017 – Miller (July 9)
2011 – Valanciunas (1st round)	2012 – Lowry (July 11)	2016 – VanVleet (July 18)
2009 – DeRozan (1st round)		

PRONOUNCIATION GUIDE:

OG Anunoby - O G Ann-uh-no-bee

Serge Ibaka: Surge ee-BAK-ah

Rex Kalamian: kah-LAY-mee-an

Jama Mahlalela: Jah-MAH MAH-la-lay-lah

Lucas Nogueira: no-GARE-uh

Jakob Poeltl: YAH-cub PUHR-tuhl

Malachi Richardson: MAL-uh-kai

Pascal Siakam: Pass-CAL See-AHK-am

Jonas Valanciunas: YO-nahs vah-lahn-CHEW-nahs

Delon Wright: Deh-LON

DWANE CASEY

HEAD COACH



Under Dwane Casey's leadership the Raptors have won three Atlantic Division championships and advanced to the postseason in a franchise-record four consecutive seasons. He has guided the club to a 261-215 (.554) regular-season mark, including the only two 50-win seasons in team history. He is the longest tenured coach in team history and is the franchise's all-time winningest coach.

The Raptors posted their second 50-win season in 2016-17, despite missing All-Star point guard Kyle Lowry for 21 games and integrating two new players into the rotation following the trade deadline. Casey earned his fourth Eastern Conference Coach of the Month honour in December. The Raptors averaged a conference-best 112.1 points with a +11.1-point differential. Toronto also finished the month ranked second defensively holding opponents to 101.1 points per game. He is the only coach in franchise history to earn the Coach of the Month award multiple times (January 2016, November 2014 and December 2013).

In 2015-16, Casey directed the Raptors to their fourth Atlantic Division championship and set a team record with 56 victories. It was the first time in franchise history the Raptors had topped 50 wins in a season. The Raptors finished second in the Eastern Conference, the highest position in franchise history. Casey showed an ability to adapt and succeed as he was missing two-fifths of his starting lineup for more than 60 games and started a rookie for 20 games following the All-Star break.

He earned his third Coach of the Month award for January after guiding the Raptors to a 12-2 mark, setting a team record for wins in January and the best winning percentage (.857) in a month with 10 or more games. The Raptors won a franchise-best 11 consecutive games (January 6-30) and swept a seven-game home stand for the first time in team history.

In 2014-15, Casey led the Raptors to a second consecutive Atlantic Division championship and 49 victories. His club had sole possession of first place in the Eastern Conference for the first time in team history and remained there from November 4 – January 1. The defensive-minded Casey showcased an up-tempo offence that set a franchise best with 726 made three-pointers and was the second-highest scoring unit in team history. They also finished in the Top-10 in the League for fewest turnovers for a third straight season.

In 2013-14, the Raptors recorded 48 wins, an Atlantic Division championship and the third overall seed in the Eastern Conference. Casey's squad also set a franchise record with 22 road wins and matched an all-time high with 16 victories against Western Conference opponents. Casey continued his emphasis on the defensive end of the court as Toronto ranked in the Top 10 in points allowed (98.0, 6th) and opponent field goal percentage (.450, 10th).

The season turned for Casey and the Raptors following a seven-player trade with Sacramento on December 9. From that point forward the club posted the best mark in the Eastern Conference at 41-22.

In the 2012-13 campaign, Casey and his coaching staff oversaw the marked development of a youthful core of players including DeMar DeRozan, Amir Johnson, Jonas Valanciunas and Terrence Ross. DeRozan established career highs in points, rebounds, assists and minutes. Johnson posted career bests in points, rebounds, assists, steals, blocks and minutes. Valanciunas earned NBA Eastern Conference Rookie of the Month honours.

In his first season with the Raptors, Casey took a unit that ranked near the bottom of the NBA in every defensive category and transformed the culture and results. The Raptors finished the 2011-12 campaign as the league's season leader for greatest improvement in opponent field goal percentage and opponent scoring. Toronto ranked in the Top 10 in fewest points allowed (9th), opponent field goal percentage (8th) and three-point field goal percentage (5th). The team had finished in the bottom third of the league in all three categories in the 2010-11 season.

Casey agreed to a multi-year contract extension June 7, 2016. He was named the eighth head coach in franchise history June 21, 2011 joining the organization just nine days after helping lead the Dallas Mavericks to the 2011 NBA Championship. Casey, 58, has served as a head coach, associate head coach and assistant coach in the NBA 20 of the past 21 years. He has coached in two NBA Finals (1996 and 2011) and two NBA All-Star Games (1996 and 1998).

Casey spent three seasons (2008-11) as an assistant with the Mavericks. Dallas posted a 162-84 (.659) mark during that span, winning 50 or more games in each of Casey's three seasons with the team. Casey was in charge of a defensive unit that held its opponents to 96.0 points per game (6th in the NBA) and .450 per cent shooting from the field (8th in the NBA) in the 2010-11 regular season. In the 2011 postseason, Casey's defense posted series victories over offensive powers the likes of Kobe Bryant, Kevin Durant, Russell Westbrook, LeBron James and Dwyane Wade. Dallas held its playoff opponents to 92.5 points per game and .447 per cent shooting from the floor.

Toronto is Casey's second stop as an NBA head coach. His first endeavor as a bench boss was with the Minnesota Timberwolves from 2005-07. He had the club in playoff contention with a 20-20 record when he was replaced January 25, 2007. His 2005-06 squad finished in the NBA's top 10 in fewest average points per game and lowest opponent field goal percentage.

Casey began his NBA coaching career in 1994 as an assistant with the Seattle Supersonics. He spent 11 seasons with the Sonics where he served under long-time NBA head coaches George Karl, Paul Westphal and Nate McMillan. He was promoted to associate head coach in November 2000. Nine of his teams in Seattle finished above .500 with five winning 50 or more games. The 1996 squad won the Western Conference Championship after finishing the regular season with a franchise record 64 victories.

In 14 seasons as an NBA assistant, Casey's teams have registered a 689-427 mark (.617) with eight campaigns of 50 or more wins. His teams have qualified for the playoffs in 11 of those 14 seasons.

Prior to joining the Sonics, Casey spent five years as a head coach in Japan. He also coached Japan's National Team with basketball legend Pete Newell. In the summer of 1998, Casey coached the team to its first World Championship appearance in 31 years.

From 1985-89, Casey was an assistant under legendary collegiate coach Eddie Sutton at the University of Kentucky. The Wildcats posted a 90-40 mark during that span. He also served as an assistant under Clem Haskins at Western Kentucky University from 1980-85.

Casey began his coaching career at Kentucky in 1979 as a graduate assistant under Joe B. Hall. While at UK, he recruited and coached eventual NBA players Winston Bennett, Sam Bowie, Rex Chapman, LeRon Ellis, Shawn Kemp, Chris Mills, Dirk Minnifield, Irving Thomas and Melvin Turpin.

Casey played collegiately at Kentucky and helped the Wildcats register a 30-2 record in his junior season and capture the 1978 NCAA Championship. A four-year letterman, Casey was named team captain his senior year and won Kentucky's all-academic award.

A native of Morganfield, Kentucky, Casey earned a degree in business administration from Kentucky in 1979. He and his wife, Brenda, have a daughter, Justine, and son, Zachary.

#3 OG ANUNOBY

Position: Forward
College: Indiana

Height: 6-8
Birthday: 7/17/1997

Weight: 232
NBA EXP: R

2017-18 SEASON:

- Averaging 5.9 points, 2.4 rebounds and 21.2 minutes in 50 games as a starter.
- Inactive for seven games (Mar. 2-11) due to a right ankle sprain.
- Scored seven points in 10 minutes Feb. 28 at Orlando; left the game in the second quarter with a right ankle sprain.
- Tied a career high with six rebounds Feb. 14 at Chicago.
- Did not return for the second half Feb. 11 at Charlotte due to a right ankle sprain.
- Registered a career-high three steals Jan. 26 vs. Utah.
- Scored 17 points and collected three rebounds Jan. 13 vs. Golden State.
- Tied a career best with six rebounds in a career-high 35 minutes Jan. 1 vs. Milwaukee.
- Set a career high with a team high-tying six rebounds Dec. 23 vs. Philadelphia.
- Scored in double figures in consecutive games (Dec. 17-20); totaling 31 points.
- Scored a career-high 20 points (7-9 FG, 6-7 3PT) and made a career-best six three-pointers Dec. 20 at Charlotte.
- Matched a then career high with 16 points Dec. 5 vs. Phoenix.
- Made his first career NBA start Nov. 14 at Houston; scored a then career-best 16 points in 30 minutes.
- Finished with nine points, three rebounds and two assists in 17 minutes off the bench in his NBA debut in the season-opener Oct. 19 vs. Chicago.
- Inactive for seven games. DNP once.

LAST FIVE GAMES

Date	Opp.	MIN	FG-A	3FG-A	FT-A	REB	AST	ST	BS	PTS
Mar. 20	@ORL	14:09	0-2	0-1	0-0	2	0	1	0	0
Mar. 21	@CLE	15:26	2-4	1-1	0-0	0	1	0	0	5
Mar. 23	BKN	12:34	1-1	0-0	0-0	0	2	2	1	2
Mar. 25	LAC	18:18	3-8	1-3	0-2	4	1	0	0	7
Mar. 27	DEN	16:26	3-6	1-2	0-0	3	1	0	0	7

#4 LORENZO BROWN

Position: Guard
College: NC State

Height: 6-5
Birthday: 8/26/1990

Weight: 189
NBA EXP: 3

2017-18 SEASON:

- Scored a season-best seven points (2-4 FG, 1-1 3PT, 2-2 FT) Mar. 20 at Orlando.
- Finished with six points and a season-high five assists Jan. 11 vs. Cleveland.
- Recorded two points, three rebounds and two assists Nov. 25 at Atlanta.
- Played 18 minutes off the bench in his Raptors debut Nov. 17 vs. New York.
- Inactive for 48 games. DNP 14 times.

LAST THREE GAMES

Date	Opp.	MIN	FG-A	3FG-A	FT-A	REB	AST	ST	BS	PTS
Mar. 20	@ORL	18:53	2-4	1-1	2-2	0	0	1	0	
Mar. 21	@CLE	DNP	-	-	-	-	-	-	-	-
Mar. 23	BKN	DNP	-	-	-	-	-	-	-	-
Mar. 25	LAC	DNP	-	-	-	-	-	-	-	-
Mar. 27	DEN	DNP	-	-	-	-	-	-	-	-

#10 DEMAR DEROZAN

Position: Guard
College: USC

Height: 6-7
Birthday: 8/7/1989

Weight: 221
NBA EXP: 8

2017-18 SEASON:

- Has been selected as Eastern Conference Player of the Week five times; Nov. 13-18, Dec. 18-24, Jan. 1-7, Feb. 26 - Mar. 4 and Mar. 5-11.
- DNP due to a left thigh contusion Mar. 20 at Orlando.
- Ejected late in the fourth quarter Mar. 18 vs. Oklahoma City.
- Scored 35 points and tied a career best with six three-point field goals Feb. 2 vs. Portland; set a career high with 10 three-point attempts.
- Named Eastern Conference Player of the Month for games played in January; ranked second in the East in scoring (25.3 ppg) and posted the highest assist average (5.9) for any month of his career.
- Selected as a starter for the 2018 NBA All-Star Game in Los Angeles on Jan. 18.
- Scored a game-high 42 points Jan. 13 vs. Golden State; passed Vince Carter (91) for most 30-point games in franchise history.
- Set a single-game franchise-record scoring 52 points (17-29 FG, 5-9 3PT, 13-13 FT) in an overtime victory Jan. 1 vs. Milwaukee.
- Scored a then career-high 45 points (13-21 FG, 6-9 3PT, 13-15 FT) and made a career-best six three-pointers Dec. 21 at Philadelphia.
- Recorded 25 points and a season-high nine assists Dec. 10 at Sacramento.
- Finished with two points and eight assists Nov. 25 at Atlanta; his streak of 113 consecutive games in double digits, one shy of Kyle Lowry's franchise-record, was snapped.
- Recorded 20+ points in nine straight games (Nov. 3-19); averaging 27.9 points.
- Netted 24 points and appeared in his 600th career game Oct. 27 at LA Lakers.
- Matched a career high with six steals Oct. 25 at Golden State.
- Made his franchise-record ninth season-opening start Oct. 19 vs. Chicago.
- DNP once.

LAST FIVE GAMES

Date	Opp.	MIN	FG-A	3FG-A	FT-A	REB	AST	ST	BS	PTS
Mar. 20	@ORL	DNP	-	-	-	-	-	-	-	-
Mar. 21	@CLE	35:25	6-15	0-3	9-10	3	5	0	0	21
Mar. 23	BKN	33:06	8-21	0-4	5-9	2	3	0	0	21
Mar. 25	LAC	34:02	3-12	0-1	5-5	2	7	0	0	11
Mar. 27	DEN	30:16	7-12	1-3	0-0	1	8	2	0	15

#9 SERGE IBAKA

Position: Forward-Centre
Country: Republic of Congo

Height: 6-10
Birthday: 9/18/1989

Weight: 235
NBA EXP: 8

2017-18 SEASON:

- Ejected late in the fourth quarter Mar. 18 vs. Oklahoma City.
- Ejected in the second quarter Mar. 9 at Detroit.
- Tied for the team lead in scoring with 20 points Feb. 14 at Chicago.
- Served a one-game league suspension Jan. 11 vs. Cleveland.
- Ejected in the third quarter Jan. 9 vs. Miami.
- Totaled 11 points, 12 rebounds and a season-high six blocks Jan. 8 at Brooklyn (OT).
- Scored 13 of his team-high 21 points in the first quarter Jan. 5 at Milwaukee.
- Suspended by the team Dec. 29 vs. Atlanta for a violation of team rules.
- Scored a season-high 24 points (11-16, 2-3 3PT) Dec. 20 at Charlotte.
- Inactive Dec. 17 vs. Sacramento with a sore left knee.
- Recorded 21 points and a season-best 13 rebounds Dec. 13 at Phoenix.
- Led the team in rebounds in consecutive games (Nov. 29 - Dec. 1); totaling 16 boards.
- Inactive Nov. 17 vs. New York with swelling, left knee.
- Did not play Oct. 30 at Portland due to swelling, right knee.
- Finished with a then season-high 21 points and five rebounds Oct. 21 vs. Philadelphia; made a career-high five three-pointers.
- DNP for one game. Inactive for three games. NWT once.

LAST FIVE GAMES

Date	Opp.	MIN	FG-A	3FG-A	FT-A	REB	AST	ST	BS	PTS
Mar. 20	@ORL	27:39	5-11	2-4	1-1	6	0	0	2	13
Mar. 21	@CLE	23:12	2-8	0-4	2-2	4	2	0	0	6
Mar. 23	BKN	30:37	5-8	0-1	0-0	4	1	1	2	10
Mar. 25	LAC	30:00	5-12	2-5	0-0	8	0	0	1	12
Mar. 27	DEN	24:53	6-11	1-4	0-0	6	2	1	4	13

#7 KYLE LOWRY

Position: Guard
College: Villanova

Height: 6-1
Birthday: 3/25/1986

Weight: 196
NBA EXP: 11

2017-18 SEASON:

- Tied a career high with four blocks Mar. 27 vs. Denver.
- Registered his 12th career triple-double and franchise-best 10th with Toronto (25 points, 12 assists, 10 rebounds) Mar. 23 vs. Brooklyn; broke his own single-season franchise-record of 212 made three-pointers set in 2015-16.
- Recorded a season-high 15 assists Mar. 7 at Detroit.
- Made his 1,000th three-pointer with Toronto on Feb. 28 at Orlando.
- Selected as a reserve for the 2018 NBA All-Star Game in Los Angeles on Jan. 23.
- Scored a season-high 40 points (14-25 FG, 6-10 3PT, 6-7 FT) Jan. 20 at Minnesota; his fourth career 40-point game.
- Ejected late in the fourth quarter Jan. 15 at Philadelphia.
- Inactive for three games (Dec. 9-13) with a bruised tailbone.
- Contributed 18 points and 11 assists Jan. 8 at Brooklyn; left the game in overtime with a back injury.
- Recorded 10 points, 12 assists and 10 rebounds Dec. 15 vs. Brooklyn.
- Scored a then season-high 36 points and made a career-best eight three-pointers Nov. 29 vs. Charlotte.
- Collected 10+ rebounds in a career-long three straight games (Nov. 22-25).
- Finished with 15 points, a career-high 13 rebounds and six assists Nov. 25 at Atlanta.
- Became the first player in franchise history to lead the team outright in points, rebounds and assists in consecutive games (Nov. 22-24).
- Scored 19 points Nov. 12 at Boston; passed Andrea Bargnani (6,581) for fourth place on the team's all-time scoring list.
- Ejected in the second quarter Nov. 5 vs. Washington.
- Contributed 19 points and a game-high 10 rebounds Oct. 30 at Portland; passed Morris Peterson (6,498) for fifth place on the Raptors' all-time scoring list.
- Recorded 11 points, 10 rebounds and 12 assists Oct. 27 at LA Lakers.
- Inactive four games.

LAST FIVE GAMES

Date	Opp.	MIN	FG-A	3FG-A	FT-A	REB	AST	ST	BS	PTS
Mar. 20	@ORL	36:32	9-17	7-13	0-0	5	8	0	0	25
Mar. 21	@CLE	32:38	7-10	6-9	4-4	4	7	0	0	24
Mar. 23	BKN	37:11	7-11	5-6	6-6	10	12	0	0	25
Mar. 25	LAC	37:38	4-9	3-7	0-0	6	8	1	0	11
Mar. 27	DEN	33:20	4-10	3-6	0-0	5	8	0	4	11

#0 C.J. MILES

Position: Forward-Guard
High School: Skyline

Height: 6-6
Birthday: 3/18/1987

Weight: 230
NBA EXP: 12

2017-18 SEASON:

- Inactive for two games (Mar. 21-23) due to gastroenteritis.
- Made multiple three-pointers in a career-long 11 straight games (Feb. 23 - Mar. 15); totaling 31 threes during this span.
- Scored a season-high 24 points (8-11 FG, 6-9 3PT, 2-2 FT) in 18 minutes Feb. 11 at Charlotte; tied a season best with six three-point field goals.
- Inactive for three games (Jan. 30 - Feb. 2) due to right knee soreness.
- Matched a career best with three blocks Jan. 20 at Minnesota.
- Scored a team-high 21 points in a season-high 26 minutes Jan. 17 vs. Detroit.
- Led the team with 20 points Dec. 27 at Oklahoma City and tied a season high with six three-point field goals.
- Missed three games (Dec. 20-23) following a dental procedure.
- Did not play Dec. 15 vs. Brooklyn with a sore left shoulder.
- Tied a career high with five steals Dec. 10 at Sacramento.
- Inactive (personal) for two games (Nov. 24-25).
- Scored in double figures in six straight games (Nov. 12-22); averaging 13.8 points.
- Netted 19 points and tied a season high with six three-pointers Nov. 14 at Houston.
- Inactive Nov. 3 at Utah with flu-like symptoms.
- Scored 22 points off the bench in his first game with the club Oct. 19 vs. Chicago; his six three-pointers was the most by a Raptors player in their debut with the team.
- Inactive for 11 games. DNP once.

LAST FIVE GAMES

Date	Opp.	MIN	FG-A	3FG-A	FT-A	REB	AST	ST	BS	PTS
Mar. 20	@ORL	20:37	1-9	1-7	0-0	4	2	1	0	3
Mar. 21	@CLE	INACTIVE - Gastroenteritis								
Mar. 23	BKN	INACTIVE - Gastroenteritis								
Mar. 25	LAC	20:51	4-12	3-10	0-0	1	0	0	0	11
Mar. 27	DEN	18:34	2-11	1-7	0-0	1	2	0	0	5

#34 ALFONZO McKINNIE

Position: Forward
College: UW-Green Bay

Height: 6-8
Birthday: 9/17/1992

Weight: 215
NBA EXP: R

2017-18 SEASON:

- Inactive for two games (Jan. 11-13) due to a swollen right knee.
- Recorded nine points, two rebounds and one block in nine minutes Nov. 1 at Denver.
- Made his NBA debut in the season-opener Oct. 19 vs. Chicago.
- Inactive for 38 games. DNP 24 times.

LAST FIVE GAMES

[illegible]

#13 MALCOLM MILLER

Position: Guard-Forward
College: Holy Cross

Height: 6-7
Birthday: 3/6/1993

Weight: 210
NBA EXP: R

2017-18 SEASON:

- Averaging 2.3 points, 1.5 rebounds and 14.6 minutes in four starts.
- Scored a career-high eight points (3-4 FG, 2-3 3PT) Mar. 11 at New York.
- Played 14 minutes in first career NBA start Mar. 4 vs. Charlotte.
- Played five minutes in his NBA debut Dec. 20 at Charlotte.
- Inactive for 51 games. DNP for nine games.

LAST FIVE GAMES

Date	Opp.	MIN	FG-A	3FG-A	FT-A	REB	AST	ST	BS	PTS
Mar. 20	@ORL	8:13	0-0	0-0	0-0	0		0	0	0
Mar. 21	@CLE	DNP - CD								
Mar. 23	BKN	DNP - CD								
Mar. 25	LAC	INACTIVE - G League Team (Two-way)								
Mar. 27	DEN	INACTIVE - G League Team (Two-way)								

Weight: 241
NBA EXP: 3

- Averaging 10.5 points, 7.5 rebounds, 2.5 blocks and 24.8 minutes in two starts.
- Inactive for 11 games (Dec. 1-23) with a right calf injury.
- Left the game in the fourth quarter Nov. 29 vs. Charlotte with a strained right calf.
- Recorded a career-high 17 points (7-8 FG, 1-1 3PT, 2-4 FT) and a season high-tying nine rebounds Oct. 30 at Portland; matched a career best with five blocks.
- DNP for two games (Oct. 25-27) due to a left ankle sprain.
- Recorded 10 points (5-7 FG) and a season and team-high nine rebounds Oct. 21 vs. Philadelphia.
- Inactive for 11 games. DNP 19 times.

LAST FIVE GAMES

Date	Opp.	MIN	FG-A	3FG-A	FT-A	REB	AST	ST	BS	PTS
Mar. 20	@ORL	17:14	2-2	0-0	0-2	4	0	0	2	4
Mar. 21	@CLE	DNP - CD								
Mar. 23	BKN	12:15	1-3	1-1	1-2	1	1	1	3	4
Mar. 25	LAC	DNP - CD								
Mar. 27	DEN	6:59	0-1	0-1	0-0	1	0	0	3	0

Weight: 248
NBA EXP: 1

2017-18 SEASON:

- Ranks 16th in the NBA in blocks per game (1.28).
- Is the only Raptor to appear in all 75 games this season.
- Scored all 12 of his points in the fourth quarter and led the team with eight rebounds Mar. 27 vs. Denver.
- Paced the reserves with 17 points and tied a career high with eight field goals Mar. 21 at Cleveland; set a career high with 13 field goal attempts.
- Blocked at least one shot in a career-long 13 straight games (Feb. 2 - Mar. 6).
- Recorded 13 points, a team-high eight rebounds, a career-best five assists and three blocks in a career-high 29 minutes Feb. 28 at Orlando.
- Registered a career-high three steals Feb. 26 vs. Detroit.
- Set a career high with five blocks Jan. 26 vs. Utah.
- Made his first career three-pointer Dec. 10 at Sacramento.
- Scored a career-high 18 points (8-8 FG, 2-5 FT) Dec. 1 vs. Indiana.
- Matched a then career high with 14 points Nov. 25 at Atlanta.
- Scored in double figures in three straight games (Oct. 21-25); averaging 12.0 points.
- Finished with 12 points and a career-high 14 rebounds Oct. 25 at Golden State; collected a career-high 11 offensive rebounds - one shy of the franchise-record.
- Recorded first career double-double with 10 points and a then career-best 12 rebounds Oct. 23 at San Antonio.
- Scored a then career-high 14 points Oct. 21 vs. Philadelphia.

LAST FIVE GAMES

Date	Opp.	MIN	FG-A	3FG-A	FT-A	REB	AST	ST	BS	PTS
Mar. 20	@ORL	11:04	2-2	0-0	0-0	2	1	1	0	4
Mar. 21	@CLE	26:41	8-13	0-0	1-2	8	1	1	1	17
Mar. 23	BKN	7:28	0-1	0-0	0-0	3	1	0	0	0
Mar. 25	LAC	25:12	2-6	0-0	1-4	9	2	0	3	5
Mar. 27	DEN	18:28	6-8	0-0	0-0	8	0	0	1	12

Weight: 215
NBA EXP: 2

2017-18 SEASON:

- Averaging 7.6 points, 1.8 rebounds, 1.8 assists and 22.3 minutes in 17 starts.
- Inactive for two games (Mar. 15-16) with a left ankle sprain.
- Scored in double digits in five straight games (Nov. 22 - Dec.1); averaging 12.8 points.
- Scored a team-high 17 points Nov. 25 at Atlanta.
- Inactive for four games (Nov. 14-19) with a right hip pointer.
- Left the game in the first quarter Nov. 12 at Boston with a right hip pointer.
- Set a season high with 19 points (7-13 FG, 1-4 3PT, 4-4 FT) Nov. 5 vs. Washington.
- Led the team with 14 points Nov. 1 at Denver.
- Recorded a team high-tying four assists Oct. 23 at San Antonio.
- Finished with 15 points and four rebounds in 25 minutes in his first career start on opening night Oct. 19 vs. Chicago.
- Inactive for six games. DNP six times.

LAST FIVE GAMES

Date	Opp.	MIN	FG-A	3FG-A	FT-A	REB	AST	ST	BS	PTS
Mar. 20	@ORL	17:54	4-7	2-4	0-0	2	1	0	1	10
Mar. 21	@CLE	10:14	2-3	0-1	0-0	1	0	0	0	4
Mar. 23	BKN	5:27	0-2	0-1	0-0	0	1	0	0	0
Mar. 25	LAC	DNP - CD								
Mar. 27	DEN	3:05	1-2	1-2	0-0	0	0	0	0	3

Weight: 205
NBA EXP: 1

2017-18 SEASON:

- Recorded two points (1-2 FG) and one rebound in five minutes in his Raptors debut Feb. 11 at Charlotte.
- Inactive for 20 games.
- Acquired from Sacramento on Feb. 8 in exchange for forward Bruno Caboclo.
- Averaged 3.5 points, 1.3 rebounds and 12.8 minutes in 25 games (four starts) with the Kings ... Scored in double figures twice.
- **NBA G League:** Appeared in six games with Reno, averaging 12.0 points, 5.3 rebounds and 28.9 minutes ... Shot .346 (9-26) from beyond the arc.

LAST FIVE GAMES

Date	Opp.	MIN	FG-A	3FG-A	FT-A	REB	AST	ST	BS	PTS
Mar. 20	@ORL	INACTIVE - G League Team (Assignment)								
Mar. 21	@CLE	INACTIVE - G League Team (Assignment)								
Mar. 23	BKN	INACTIVE - G League Team (Assignment)								
Mar. 25	LAC	INACTIVE - G League Team (Assignment)								
Mar. 27	DEN	INACTIVE - G League Team (Assignment)								

#43 PASCAL SIAKAM

Position: Forward **Height:** 6-9 **Weight:** 230
College: New Mexico St. **Birthday:** 4/2/1994 **NBA EXP:** 1

2017-18 SEASON:

- Averaging 14.3 points, 4.0 rebounds, 2.3 assists and 26.8 minutes in four starts.
- Tied a career high with six assists Mar. 27 vs. Denver.
- Matched a career high with six assists Mar. 11 at New York.
- Scored in double figures in a career-long four consecutive games (Feb. 14-28), averaging 14.8 points; led the bench in points in all four games.
- Tied a career best with six assists Feb. 26 vs. Detroit.
- Recorded a bench-high 14 points and a career-high six assists Feb. 8 vs. New York.
- Led the team with a season-high nine rebounds Nov. 19 vs. Washington.
- Finished with 13 points, four rebounds and a then career-best five assists in a career-high 34 minutes Nov. 17 vs. New York.
- Contributed 10 points and a team-high eight rebounds Nov. 1 at Denver.
- Scored in double figures in consecutive games (Oct. 25-27); totaling 38 points.
- Had 18 points and five rebounds Oct. 27 at LA Lakers.
- Scored a career-high 20 points (9-12 FG, 2-3 3PT) in 22 minutes in his first start of the season Oct. 25 at Golden State.
- DNP for one game.

LAST FIVE GAMES

Date	Opp.	MIN	FG-A	3FG-A	FT-A	REB	AST	ST	BS	PTS
Mar. 20	@ORL	20:21	3-9	1-2	1-2	7	1	1	1	8
Mar. 21	@CLE	26:16	4-9	1-3	0-0	2	4	0	1	9
Mar. 23	BKN	26:30	4-8	2-2	1-2	8	1	0	0	11
Mar. 25	LAC	18:51	6-8	2-2	1-2	6	1	0	0	15
Mar. 27	DEN	23:06	5-10	0-2	2-2	3	6	0	0	12

#17 JONAS VALANCIUNAS

Position: Centre **Height:** 7-0 **Weight:** 265
Country: Lithuania **Birthday:** 5/6/1992 **NBA EXP:** 5

2017-18 SEASON:

- Scored in double figures in a season-high 11 consecutive games (Feb. 28 - Mar. 18); averaging 15.7 points during this stretch.
- Contributed 16 points and a season high-tying 18 rebounds Mar. 15 at Indiana.
- Recorded team highs of 26 points and 14 rebounds Mar. 13 at Brooklyn; attempted a career-high 20 field goals.
- Led the team in both points and rebounds in consecutive games (Mar. 11-13).
- Set season highs with 28 points (12-16 FG, 2-2 3PT, 2-2 FT) and four blocks Jan. 26 vs. Utah; added 14 rebounds and made a career-best two three-point field goals.
- Finished with 16 points, 13 rebounds and three blocks Jan. 24 at Atlanta; passed Vince Carter (415) for third on the team's all-time blocks list.
- Recorded 17 points and 16 rebounds Jan. 17 vs. Detroit; matched a career high with 14 defensive rebounds.
- Totaled 15 points and a season-high 18 rebounds Jan. 11 vs. Cleveland.
- Scored 20-or-more points in consecutive games (Jan. 5-8); totaling 41 points.
- Scored all 20 of his points and grabbed nine of his 13 rebounds in the third quarter Jan. 5 at Milwaukee; became the first player since Luis Scola (Mar. 18, 2013) to outscore (20-19) and rebound (9-3) an opposing team in a single quarter.
- Recorded 13 points and a then season high-tying 15 rebounds Dec. 17 vs. Sacramento; passed Antonio Davis (110) for second on the Raptors' all-time double-doubles list.
- Led the team with a then season high-tying 23 points and matched a then season best with 15 rebounds Dec. 11 at LA Clippers.
- Inactive for four games (Oct. 23-30) with a left ankle sprain.
- Left the game late in the first half due to a left ankle sprain Oct. 21 vs. Philadelphia.
- Recorded game highs of 23 points and 15 rebounds in the season opener Oct. 19 vs. Chicago; set a franchise-record with his fourth career double-double on opening-night.
- Inactive for four games.

LAST FIVE GAMES

Date	Opp.	MIN	FG-A	3FG-A	FT-A	REB	AST	ST	BS	PTS
Mar. 20	@ORL	19:22	4-8	0-2	1-4	8	2	1	1	9
Mar. 21	@CLE	20:10	6-6	1-1	2-3	8	2	0	1	15
Mar. 23	BKN	21:18	8-14	1-4	6-6	8	0	0	0	23
Mar. 25	LAC	20:28	7-11	1-1	1-1	10	1	1	1	16
Mar. 27	DEN	22:33	6-10	0-1	3-4	7	0	0	4	15

#23 FRED VANVLEET

Position: Guard **Height:** 6-0 **Weight:** 195
College: Wichita State **Birthday:** 2/25/1994 **NBA EXP:** 1

2016-17 SEASON:

- Played a career-high 32 minutes Mar. 23 vs. Brooklyn.
- Inactive for two games (Mar. 18-20) due to a right hand contusion.
- Scored 12 points and set career highs in both free throws made and attempted (7-for-8) Mar. 2 at Washington.
- Reached double figures in scoring in a career-long nine straight games played (Jan. 28 - Feb. 14); averaging 12.8 points during this stretch.
- Led the team in assists in three consecutive games (Feb. 4-8); totaling 22 assists.
- Recorded 13 points, a career high-tying seven rebounds and a team-high eight assists Feb. 4 vs. Memphis.
- Inactive (personal) Feb. 1 at Washington.
- Scored a career-high 25 points (9-13 FG, 3-4 3PT, 4-4 FT) Jan. 28 vs. LA Lakers.
- Led the team in scoring with 19 points and matched a career best with seven rebounds Jan. 24 at Atlanta.
- Inactive Jan. 17 vs. Detroit with a right knee contusion.
- Left the game in the fourth quarter Jan. 15 at Philadelphia with a right knee contusion.
- Scored a then career-high 22 points and made a career-best six three-pointers Jan. 11 vs. Cleveland.
- Finished with seven points and a career-high seven rebounds Dec. 17 vs. Sacramento.
- Recorded eight points and a career and game-high nine assists Nov. 29 vs. Charlotte.
- Scored 16 points and recorded a career-best four steals Nov. 24 at Indiana.
- Inactive for four games. DNP once.

LAST FIVE GAMES

Date	Opp.	MIN	FG-A	3FG-A	FT-A	REB	AST	ST	BS	PTS
Mar. 20	@ORL	INACTIVE	INACTIVE	INACTIVE	INACTIVE	INACTIVE	INACTIVE	INACTIVE	INACTIVE	INACTIVE
Mar. 21	@CLE	29:13	6-13	4-9	0-0	1	5	3	0	16
Mar. 23	BKN	32:07	6-12	4-7	0-2	6	1	1	1	16
Mar. 25	LAC	22:07	6-9	4-6	0-0	0	2	0	0	16
Mar. 27	DEN	24:36	5-7	3-4	2-3	1	4	1	0	15

#55 DELON WRIGHT

Position: Guard **Height:** 6-5 **Weight:** 183
College: Utah **Birthday:** 4/26/1992 **NBA EXP:** 2

2017-18 SEASON:

- Averaging 9.5 points, 4.0 rebounds, 4.0 assists and 27.5 minutes in four starts.
- Registered 15 points and a career-high eight assists Mar. 18 vs. Oklahoma City.
- Scored 15 points and played a career-high 39 minutes Mar. 16 vs. Dallas (OT).
- Inactive Mar. 9 vs. Houston with a sprained right big toe.
- Led the team in scoring with 15 points (6-9 FG, 1-4 3PT, 2-2 FT) and tied a career high with four steals Feb. 4 vs. Memphis.
- Had 12 points and led the team with six rebounds and six assists Jan. 20 at Minnesota.
- Paced the reserves with 20 points (7-11 FG, 5-6 3PT, 1-2 FT) in 20 minutes Jan. 15 at Philadelphia; made a career-high five three-pointers.
- Matched a then career best with seven assists Jan. 5 at Milwaukee; added 12 points.
- Recorded first career double-double with career highs of 25 points (10-15 FG, 4-5 3PT, 1-1 FT) and 13 rebounds Jan. 3 at Chicago; tied a career best with four steals.
- Missed 12 games (Nov. 17 - Dec. 13) with a right shoulder injury.
- Left in the second quarter Nov. 15 at New Orleans with a right shoulder injury.
- Inactive for 13 games.

LAST FIVE GAMES

Date	Opp.	MIN	FG-A	3FG-A	FT-A	REB	AST	ST	BS	PTS
Mar. 20	@ORL	28:02	3-6	0-2	4-6	5	4	1	1	10
Mar. 21	@CLE	20:45	4-6	2-3	2-2	2	5	0	2	12
Mar. 23	BKN	21:27	1-5	1-3	1-2	1	3	0	0	4
Mar. 25	LAC	12:33	1-5	0-1	0-0	2	2	1	1	2
Mar. 27	DEN	17:44	2-4	2-2	0-0	1	2	2	0	6


SOCIAL MEDIA HANDLES



#3 OG Anunoby

@OAnunoby

oanunoby



#4 Lorenzo Brown

@Zo_Brown


officialzobrown



#10 DeMar DeRozan

@DeMar_DeRozan


demar_derozan



#9 Serge Ibaka

@sergeibaka


sergeibaka



#7 Kyle Lowry

@Klow7

kyle_lowry7



#34 Alfonzo McKinnie

@_Alvo_

alvo



#0 C.J. Miles

@masfresco

masfresco



#13 Malcolm Miller

@MalcMilil3

mlmili13



#92 Lucas Nogueira

@Bebe92

bebe92official



#42 Jakob Poeltl

@jakob

jakob



#24 Norman Powell

@npowell2404

normanpowell4



#22 Malachi Richardson

@KingMali23



#43 Pascal Siakam

@pskills43


pskills43



#17 Jonas Valanciunas

@JValanciunas


jvalanciunas



#23 Fred VanVleet

@FredVanVleet

fredvanvleet



#55 Delon Wright

@delonwright

delonwright

Raptors Media Relations		@RaptorsMR
Toronto Raptors		@Raptors
		raptors
MLSE Corporate Communications		@MLSEPR
		mlsepr
MLSE Foundation		@MLSEFoundation
		mlsefoundation
Raptors Dance Pak		@RaptorsDancePak
		raptorsdancepak
The Raptor		@the_raptor

2017-18 TORONTO TEAM HIGHS & LOWS

CATEGORY	HIGHS			LOWS		
	NO.	OPPONENT	DATE	NO.	OPPONENT	DATE
Points, Game	133	vs. Cleveland	01/11/2018	86	vs. San Antonio	01/19/2018
Points, Half	79 (1st)	at Cleveland	03/21/2018	38 (2nd)	at LA Clippers	12/11/2017
Points, Quarter	45 (2nd)	at Houston	11/14/2017	10 (3rd)	at New York	11/22/2017
Points, Overtime	17	vs. Milwaukee (OT)	01/01/2018	7	2X - last: at Detroit (OT)	03/07/2018
Margin of Victory/Defeat	+34	3X - last: vs. Cleveland	01/11/2018	-18	at Denver	11/01/2017
Largest Lead/Deficit	+45	at Atlanta	11/25/2017	-36	at Denver	11/01/2017
Field Goals	54	vs. Brooklyn	12/15/2017	30	at Dallas	12/26/2017
Field Goals Attempted	106	vs. Cleveland	01/11/2018	69	at Boston	11/12/2017
Field Goal PCT.	.592	at New Orleans (45-for-76)	11/15/2017	.337	at Dallas (30-for-89)	12/26/2017
3-Point FG	19	vs. Portland	02/02/2018	5	vs. Washington	11/05/2017
3-Point FGA	44	vs. Philadelphia	10/21/2017	21	vs. Miami	01/09/2018
3-Point PCT.	.520	vs. Chicago (13-for-25)	11/07/2017	.171	vs. Memphis (6-for-35)	02/04/2018
Free Throws	33	at Houston	11/14/2017	5	vs. Brooklyn	12/15/2017
Free Throws Attempted	42	at Houston	11/14/2017	8	vs. Atlanta	12/29/2017
Free Throw PCT.	1.000	at Chicago (19-for-19)	01/03/2018	.529	at Orlando (9-for-17)	03/20/2018
Offensive Rebounds	19	3X - last: at Indiana	03/15/2018	3	2X - last: at LA Clippers	12/11/2017
Defensive Rebounds	45	2X - last: at Chicago	02/14/2018	23	2X - last: at Cleveland	03/21/2018
Rebounds	63	vs. Cleveland	01/11/2018	31	vs. Oklahoma City	03/18/2018
Rebound Differential	+28	vs. Cleveland (63-to-35)	01/11/2018	-27	vs. Miami (37-to-64)	01/09/2018
Assists	38	at Chicago	02/14/2018	15	vs. Miami	01/09/2018
Assist Differential	+21	at Chicago (38-to-17)	02/14/2018	-15	at Denver (20-to-35)	11/01/2017
Steals	15	vs. Philadelphia	12/23/2017	3	5X - last: vs. LA Clippers	03/25/2018
Blocks	16	vs. Denver	03/27/2018	0	vs. Chicago	11/07/2017
Personal Fouls	31	at Philadelphia	01/15/2018	10	at Orlando	03/20/2018
Turnovers	22	at Philadelphia	12/21/2017	5	vs. Miami	01/09/2018
Turnover Differential	+14	vs. Brooklyn (10-to-24)	12/15/2017	-12	at Indiana (20-to-8)	03/15/2018

2017-18 OPPONENT TEAM HIGHS & LOWS

CATEGORY	HIGHS			LOWS		
	NO.	OPPONENT	DATE	NO.	OPPONENT	DATE
Points, Game	132	2X - last: at Cleveland	03/21/2018	78	at Atlanta	11/25/2017
Points, Half	81 (1st)	vs. Golden State	01/13/2018	30 (2nd)	vs. Sacramento	12/17/2017
Points, Quarter	43 (1st)	2X - last: vs. Golden State	01/13/2018	6 (2nd)	at Portland	10/30/2017
Points, Overtime	13	vs. Milwaukee (OT)	01/01/2018	5	at Detroit (OT)	03/07/2018
Margin of Victory/Defeat	+18	at Denver	11/01/2017	-34	3X - last: vs. Cleveland	01/11/2018
Largest Lead/Deficit	+36	at Denver	11/01/2017	-45	at Atlanta	11/25/2017
Field Goals	49	vs. Oklahoma City	03/18/2018	26	at Atlanta	11/25/2017
Field Goals Attempted	102	vs. Indiana	12/01/2017	73	2X - last: vs. Portland	02/02/2018
Field Goal PCT.	.603	at Cleveland (47-for-78)	03/21/2018	.330	vs. New York (30-for-91)	11/17/2017
3-Point FG	16	at Denver	11/01/2017	3	at LA Lakers	10/27/2017
3-Point FGA	39	at Houston	11/14/2017	12	vs. Minnesota	01/30/2018
3-Point PCT.	.625	at Cleveland (15-for-24)	03/21/2018	.130	at LA Lakers (3-for-23)	10/27/2017
Free Throws	35	at Houston	11/14/2017	3	at Orlando	03/20/2018
Free Throws Attempted	42	at Minnesota	01/20/2018	5	at Orlando	03/20/2018
Free Throw PCT.	1.000	at New Orleans (14-for-14)	11/15/2017	.467	vs. Detroit (7-for-15)	01/18/2018
Offensive Rebounds	20	vs. Miami	01/09/2018	0	vs. Phoenix	12/05/2017
Defensive Rebounds	44	2X - last: vs. Miami	01/09/2018	22	at New Orleans	11/15/2017
Rebounds	64	vs. Miami	01/09/2018	28	at Milwaukee	01/05/2018
Rebound Differential	+27	vs. Miami (64-to-37)	01/09/2018	-28	vs. Cleveland (35-to-63)	01/11/2018
Assists	35	at Denver	11/01/2017	11	at Utah	11/03/2017
Assist Differential	+15	at Denver (35-to-20)	11/01/2017	-21	at Chicago (17-to-38)	02/14/2018
Steals	14	2X - last: vs. Detroit	01/17/2018	2	3X - last: at Detroit (OT)	03/07/2018
Blocks	14	vs. Miami	01/09/2018	1	2X - last: vs. Brooklyn	12/15/2017
Personal Fouls	28	at Philadelphia	01/15/2018	12	2X - last: vs. Washington	11/19/2017
Turnovers	24	2X - last: at Philadelphia	12/21/2017	6	at Chicago	02/14/2018
Turnover Differential	+12	at Indiana (8-to-20)	03/15/2018	-14	vs. Brooklyn (24-to-10)	12/15/2017

2017-18 TORONTO INDIVIDUAL HIGHS

	<u>No.</u>	<u>Name</u>	<u>Opponent</u>	<u>Date</u>
Points, Game	52	DeMar DeRozan	vs. Milwaukee (OT)	01/01/2018
Points, Half	31 (2nd+OT)	DeMar DeRozan	at Detroit (OT)	03/07/2018
	28 (2nd)	DeMar DeRozan	at Detroit (OT)	03/07/2018
Points, Quarter	21 (1st)	DeMar DeRozan	vs. Golden State	01/13/2018
Field Goals	17	2X - last: DeMar DeRozan	vs. Golden State	01/13/2018
Field Goals Attempted	31	2X - last: DeMar DeRozan	vs. Golden State	01/13/2018
3-Point FG	8	Kyle Lowry	vs. Charlotte	11/29/2017
3-Point FGA	13	Kyle Lowry	at Orlando	03/20/2018
Free Throws	14	3X - last: DeMar DeRozan	at Memphis	12/08/2017
Free Throws Attempted	16	2X - last: DeMar DeRozan	at Houston	11/14/2017
Offensive Rebounds	11	Jakob Poeltl	at Golden State	10/25/2017
Defensive Rebounds	14	2X - last: Jonas Valanciunas	vs. Detroit	01/17/2018
Rebounds	18	Jonas Valanciunas	vs. Cleveland	01/11/2018
Assists	15	Kyle Lowry	at Detroit (OT)	03/07/2018
Steals	6	DeMar DeRozan	at Golden State	10/25/2017
Blocks	6	Serge Ibaka	at Brooklyn (OT)	01/08/2018
Turnovers	7	Kyle Lowry	at Philadelphia	12/21/2017

2017-18 OPPONENT INDIVIDUAL HIGHS

	<u>No.</u>	<u>Name</u>	<u>Opponent</u>	<u>Date</u>
Points, Game	40	James Harden	vs. Houston	03/09/2018
Points, Half	26 (2nd)	2X - last: Russell Westbrook	vs. Oklahoma City	03/18/2018
Points, Quarter	24 (1st)	D'Angelo Russell	at Brooklyn	03/13/2018
Field Goals	16	Bradley Beal	vs. Washington	11/05/2017
Field Goals Attempted	27	Tim Hardaway Jr.	at New York	11/22/2017
3-Point FG	7	3X - last: D'Angelo Russell	at Brooklyn	03/13/2018
3-Point FGA	12	5X - last: D'Angelo Russell	at Brooklyn	03/13/2018
Free Throws	19	James Harden	at Houston	11/14/2017
Free Throws Attempted	19	James Harden	at Houston	11/14/2017
Offensive Rebounds	7	2X - last: Andre Drummond	at Detroit (OT)	03/07/2018
Defensive Rebounds	14	3X - last: Andre Drummond	at Detroit (OT)	03/07/2018
Rebounds	21	Andre Drummond	at Detroit (OT)	03/07/2018
Assists	17	LeBron James	at Cleveland	03/21/2018
Steals	5	4X - last: Jonathan Isaac	at Orlando	03/20/2018
Blocks	5	4X - last: Bam Adebayo	vs. Miami	01/09/2018
Turnovers	9	James Harden	at Houston	11/14/2017

SEASON & CAREER HIGHS

#3 OG ANUNOBY									
SEASON HIGHS					CAREER HIGHS				
PTS	20	@CHA	12/20/17	20	@CHA	12/20/17			
FGM	7	@CHA	12/20/17	7	@CHA	12/20/17			
FGA	10	NYK	11/17/17	10	NYK	11/17/17			
3FGM	6	@CHA	12/20/17	6	@CHA	12/20/17			
3FGA	7	@CHA	12/20/17	7	@CHA	12/20/17			
FTM	6	GSW	01/13/18	6	GSW	01/13/18			
FTA	6	GSW	01/13/18	6	GSW	01/13/18			
OR	4	@GSW	10/25/17	4	@GSW	10/25/17			
DR	6	MIL	01/01/18	6	MIL	01/01/18			
REB	6	@CHI (3X)	02/14/18	6	@CHI (3X)	02/14/18			
AST	3	BKN	12/15/17	3	BKN	12/15/17			
STL	3	UTA	01/26/18	3	UTA	01/26/18			
BLK	1	BKN (11X)	03/23/18	1	BKN (11X)	03/23/18			
MIN	35	MIL	01/01/18	35	MIL	01/01/18			

#9 SERGE IBAKA									
SEASON HIGHS					CAREER HIGHS				
PTS	24	@CHA	12/20/17	31	@OKC*	11/13/16			
FGM	11	@CHA	12/20/17	13	@HOU*(2X)	02/07/17			
FGA	19	MIL	01/01/18	20	@HOU*(4X)	02/07/17			
3FGM	5	PHI	10/21/17	5	PHI	10/21/17			
3FGA	9	PHI	10/21/17	9	PHI (4X)	10/21/17			
FTM	5	@BKN	03/13/18	10	@CHA^	01/02/16			
FTA	6	@WAS	03/02/18	10	@CHA^5(X)	01/02/16			
OR	4	@NYK (2X)	03/11/18	9	PHX^	03/07/12			
DR	11	@IND	03/15/18	16	@MIL^	11/16/13			
REB	13	@PHX	12/13/17	22	DAL^	02/19/15			
AST	3	MIN (2X)	01/30/18	5	@NOP^	04/14/14			
STL	2	OKC (6X)	03/18/18	3	CHI*(6X)	01/24/17			
BLK	6	@BKN	01/08/18	11	DEN^	02/19/12			
MIN	39	@BKN	01/08/18	47	@NYK^(2X)	01/26/16			

^ - with Oklahoma City, * - with Orlando

#0 C.J. MILES									
SEASON HIGHS					CAREER HIGHS				
PTS	24	@CHA	02/11/18	40	MIN^	03/16/11			
FGM	8	@CHA	02/11/18	14	MIN^	03/16/11			
FGA	16	DET	01/17/18	22	@MEM* (3X)	04/15/15			
3FGM	6	@WAS (5X)	03/02/18	10	PHI#	01/07/14			
3FGA	12	DET (2X)	01/17/18	14	LAC* (2X)	12/10/14			
FTM	6	NYK	11/17/17	11	@DAL^	02/23/11			
FTA	6	NYK	11/17/17	12	@DAL^	02/23/11			
OR	2	@ORL (4X)	02/28/18	4	@WAS^	11/12/08			
DR	6	ATL	03/06/18	10	OKC*	04/12/15			
REB	7	ATL	03/06/18	10	OKC* (2X)	04/12/15			
AST	2	DEN (9X)	03/27/18	6	BOS#	03/27/13			
STL	5	@SAC	12/10/17	5	@SAC (2X)	12/10/17			
BLK	3	@MIN	01/20/18	3	@MIN (4X)	01/20/18			
MIN	27	ATL	03/06/18	50	@ATL^	03/25/12			

^ - with Utah, * - with Indiana, # - with Cleveland

#24 NORMAN POWELL										
SEASON HIGHS					CAREER HIGHS					
PTS	19	WAS	11/05/17	30	@BKN	04/13/16	PTS	19	WAS	11/05/17
FGM	7	@DET (4X)	03/07/18	12	@BKN	04/13/16	FGM	7	@DET (4X)	03/07/18
FGA	15	CLE	01/11/18	21	@MEM	01/25/17	FGA	15	CLE	01/11/18
3FGM	3	@DET (4X)	03/07/18	5	@BKN	04/13/16	3FGM	3	@DET (4X)	03/07/18
3FGA	6	@ATL (2X)	11/25/17	7	CHA (3X)	02/15/17	3FGA	6	@ATL (2X)	11/25/17
FTM	5	@MEM	12/08/17	14	IND	04/08/16	FTM	5	@MEM	12/08/17
FTA	5	@MEM	12/08/17	19	IND	04/08/16	FTA	5	@MEM	12/08/17
OR	1	@ORL (12X)	03/20/18	4	@BKN	02/05/17	OR	1	@ORL (12X)	03/20/18
DR	6	CLE (2X)	01/11/18	8	@BKN	04/13/16	DR	6	CLE (2X)	01/11/18
REB	6	CLE (2X)	01/11/18	9	@BKN	04/13/16	REB	6	CLE (2X)	01/11/18
AST	4	IND (3X)	12/01/17	5	@NOP (3X)	03/08/17	AST	4	IND (3X)	12/01/17
STL	3	@ATL (2X)	11/25/17	5	BKN (2X)	12/20/16	STL	3	@ATL (2X)	11/25/17
BLK	2	MIA (3X)	01/09/18	2	MIA (7X)	01/09/18	BLK	2	MIA (3X)	01/09/18
MIN	34	WAS	11/05/17	41	IND	04/08/16	MIN	34	WAS	11/05/17

#17 JONAS VALANCIUNAS									
SEASON HIGHS					CAREER HIGHS				
PTS	28	UTA	01/26/18	32	DET	10/26/16			
FGM	12	@BKN (2X)	03/13/18	14	DET	01/12/15			
FGA	20	@BKN	03/13/18	20	@BKN	03/13/18			
3FGM	2	CHA (6X)	02/11/18	2	CHA (6X)	02/11/18			
3FGA	4	BKN (3X)	03/23/18	4	BKN (3X)	03/23/18			
FTM	9	@NYK (2X)	03/11/18	16	WAS	04/03/13			
FTA	10	@NYK (2X)	03/11/18	18	WAS	04/03/13			
OR	8	@IND (2X)	03/15/18	11	BOS	01/10/17			
DR	14	DET (2X)	01/17/18	14	DET (3X)	01/17/18			
REB	18	@IND (2X)	03/15/18	23	BOS	01/10/17			
AST	3	HOU (8X)	03/09/18	3	HOU (19X)	03/09/18			
STL	2	HOU (6X)	03/09/18	3	@MEM (3X)	04/01/16			
BLK	4	DEN (3X)	03/27/18	7	@MEM	04/01/16			
MIN	31	@DET (3X)	03/07/18	45	OKC	03/21/14			

#10 DEMAR DEROZAN									
SEASON HIGHS					CAREER HIGHS				
PTS	52	MIL		01/01/18	52	MIL		01/01/18	
FGM	17	GSW (2X)		01/13/18	17	GSW (4X)		01/13/18	
FGA	31	GSW (2X)		01/13/18	38	CHI		03/21/17	
3FGM	6	POR (2X)		02/02/18	6	POR (2X)		02/02/18	
3FGA	10	POR		02/02/18	10	POR		02/02/18	
FTM	14	@MEM (3X)		12/08/17	24	POR		03/04/16	
FTA	16	@HOU (2X)		11/14/17	25	POR		03/04/16	
OR	3	HOU (3X)		03/09/18	6	@LAC		01/22/12	
DR	8	@NOP		11/15/17	11	@WAS (2X)		03/03/17	
REB	9	@NOP		11/15/17	13	@WAS (2X)		03/03/17	
AST	9	@SAC		12/10/17	12	@POR		02/01/14	
STL	6	@GSW		10/25/17	6	@GSW (2X)		10/25/17	
BLK	2	NYK (3X)		02/08/18	4	@SAC		12/05/12	
MIN	43	@DET (2X)		03/07/18	60	UTA		11/12/12	

#7 KYLE LOWRY						
SEASON HIGHS				CAREER HIGHS		
PTS	40	@ MIN	01/20/18	43	CLE	02/26/16
FGM	14	@ MIN	01/20/18	15	@ UTA (3X)	12/23/16
FGA	25	@ MIN	01/20/18	29	@ CHA	12/17/15
3FGM	8	CHA	11/29/17	8	CHA	11/29/17
3FGA	13	@ ORL	03/20/18	17	@ CHA	12/17/15
FTM	9	@ HOU	11/14/17	15	CLE^	01/13/09
FTA	10	MIL (2X)	01/01/18	16	@ PHI (2X)	01/18/17
OR	4	@ PHI	12/21/17	5	NOP (3X)	02/10/14
DR	12	@ ATL	11/25/17	12	@ ATL	11/25/17
REB	13	@ ATL	11/25/17	13	@ ATL	11/25/17
AST	15	@ DET	03/07/18	18	ATL* (2X)	12/31/11
STL	4	@ DET (2X)	03/07/18	7	MIA	03/13/15
BLK	4	DEN	03/27/18	4	DEN (2X)	03/27/18
MIN	41	@ DET (2X)	03/07/18	54	WAS	02/27/14

^ - with Memphis, * - with Houston

#92 LUCAS NOGUEIRA										
SEASON HIGHS					CAREER HIGHS					
PTS	17	@POR	10/30/17	17	@POR	10/30/17	PTS	17	@POR	10/30/17
FGM	7	@POR	10/30/17	7	@POR (2X)	10/30/17	FGM	7	@POR	10/30/17
FGA	8	@POR	10/30/17	9	GSW	12/05/15	FGA	8	@POR	10/30/17
3FGM	1	BKN (5X)	03/23/18	1	BKN (9X)	03/23/18	3FGM	1	BKN (5X)	03/23/18
3FGA	2	@ATL (3X)	01/24/18	2	@ATL (4X)	01/24/18	3FGA	2	@ATL (3X)	01/24/18
FTM	2	@WAS (7X)	03/02/18	5	@CHI	01/07/17	FTM	2	@WAS (7X)	03/02/18
FTA	4	@POR	10/30/17	7	@CHI	01/07/17	FTA	4	@POR	10/30/17
OR	3	ATL (2X)	12/29/17	5	UTA	01/05/17	OR	3	ATL (2X)	12/29/17
DR	7	@POR	10/30/17	7	@POR (6X)	10/30/17	DR	7	@POR	10/30/17
REB	9	@POR (2X)	10/30/17	11	SAS	01/24/17	REB	9	@POR (2X)	10/30/17
AST	2	@PHI (4X)	01/15/18	3	DET (4X)	02/12/17	AST	2	@PHI (4X)	01/15/18
STL	2	@OKC (5X)	12/27/17	3	LAC (5X)	02/06/17	STL	2	@OKC (5X)	12/27/17
BLK	5	@POR	10/30/17	5	@POR (2X)	10/30/17	BLK	5	@POR	10/30/17
MIN	30	@POR	10/30/17	42	@CHI	01/07/17	MIN	30	@POR	10/30/17

2017-18 RAPTORS QUARTER SCORES

SCORE						1st Q			2nd Q			3rd Q			4th Q			OT1		OT2		OT3		1st H			2nd H		
Date	Opp	W/L	Tor	Opp	(+/-)	Tor	Opp	(+/-)	Tor	Opp	(+/-)	Tor	Opp	(+/-)	Tor	Opp	(+/-)	Tor	Opp	Tor	Opp	Tor	Opp	Tor	Opp	(+/-)	Tor	Opp	(+/-)
Oct. 19	CHI	W	117	100	17	25	23	2	33	14	19	26	27	-1	33	36	-3							58	37	21	59	63	-4
Oct. 21	PHI	W	128	94	34	36	19	17	26	30	-4	40	22	18	26	23	3							62	49	13	66	45	21
Oct. 23 @	SAS	L	97	101	-4	23	21	2	27	29	-2	24	25	-1	23	26	-3							50	50		47	51	-4
Oct. 25 @	GSW	L	112	117	-5	26	29	-3	27	32	-5	33	30	3	26	26								53	61	-8	59	56	3
Oct. 27 @	LAL	W	101	92	9	19	26	-7	26	25	1	27	20	7	29	21	8							45	51	-6	56	41	15
Oct. 30 @	POR	W	99	85	14	29	29		25	6	19	27	26	1	18	24	-6							54	35	19	45	50	-5
Nov. 1 @	DEN	L	111	129	-18	19	34	-15	27	26	1	25	43	-18	40	26	14							46	60	-14	65	69	-4
Nov. 3 @	UTA	W	109	100	9	29	26	3	24	28	-4	36	28	8	20	18	2							53	54	-1	56	46	10
Nov. 5	WAS	L	96	107	-11	17	32	-15	29	30	-1	30	22	8	20	23	-3							46	62	-16	50	45	5
Nov. 7	CHI	W	119	114	5	29	26	3	36	19	17	33	36	-3	21	33	-12							65	45	20	54	69	-15
Nov. 9	NOP	W	122	118	4	34	32	2	32	28	4	26	32	-6	30	26	4							66	60	6	56	58	-2
Nov. 12 @	BOS	L	94	95	-1	24	24		25	20	5	27	33	-6	18	18								49	44	5	45	51	-6
Nov. 14 @	HOU	W	129	113	16	31	33	-2	45	31	14	27	30	-3	26	19	7							76	64	12	53	49	4
Nov. 15 @	NOP	W	125	116	9	29	34	-5	35	29	6	34	23	11	27	30	-3							64	63	1	61	53	8
Nov. 17	NYK	W	107	84	23	30	18	12	24	18	6	24	28	-4	29	20	9							54	36	18	53	48	5
Nov. 19	WAS	W	100	91	9	28	28		32	27	5	19	21	-2	21	15	6							60	55	5	40	36	4
Nov. 22 @	NYK	L	100	108	-8	34	26	8	25	22	3	10	41	-31	31	19	12							59	48	11	41	60	-19
Nov. 24 @	IND	L	104	107	-3	25	29	-4	35	21	14	20	31	-11	24	26	-2							60	50	10	44	57	-13
Nov. 25 @	ATL	W	112	78	34	28	25	3	39	14	25	32	19	13	13	20	-7							67	39	28	45	39	6
Nov. 29	CHA	W	126	113	13	32	25	7	39	27	12	22	33	-11	33	28	5							71	52	19	55	61	-6
Dec. 1	IND	W	120	115	5	27	32	-5	38	26	12	29	31	-2	26	26								65	58	7	55	57	-2
Dec. 5	PHX	W	126	113	13	36	23	13	19	23	-4	42	33	9	29	34	-5							55	46	9	71	67	4
Dec. 8 @	MEM	W	116	107	9	25	34	-9	32	28	4	35	31	4	24	14	10							57	62	-5	59	45	14
Dec. 10 @	SAC	W	102	87	15	22	17	5	32	29	3	25	21	4	23	20	3							54	46	8	48	41	7
Dec. 11 @	LAC	L	91	96	-5	30	19	11	23	32	-9	21	19	2	17	26	-9							53	51	2	38	45	-7
Dec. 13 @	PHX	W	115	109	6	37	31	6	21	21		34	27	7	23	30	-7							58	52	6	57	57	
Dec. 15	BKN	W	120	87	33	30	20	10	28	24	4	33	20	13	29	23	6							58	44	14	62	43	19
Dec. 17	SAC	W	108	93	15	35	30	5	26	33	-7	22	14	8	25	16	9							61	63	-2	47	30	17
Dec. 20 @	CHA	W	129	111	18	22	26	-4	41	21	20	36	32	4	30	32	-2							63	47	16	66	64	2
Dec. 21 @	PHI	W	114	109	5	30	31	-1	22	34	-12	34	23	11	28	21	7							52	65	-13	62	44	18
Dec. 23	PHI	W	102	86	16	27	27		28	19	9	26	17	9	21	23	-2							55	46	9	47	40	7
Dec. 26 @	DAL	L	93	98	-5	23	31	-8	30	26	4	24	28	-4	16	13	3							53	57	-4	40	41	-1
Dec. 27 @	OKC	L	107	124	-17	38	32	6	25	34	-9	25	36	-11	19	22	-3							63	66	-3	44	58	-14
Dec. 29	ATL	W	111	98	13	30	22	8	32	25	7	26	22	4	23	29	-6							62	47	15	49	51	-2
Jan. 1	MIL	W	131	127	(OT) 4	35	30	5	25	26	-1	28	28		26	30	-4	17	13					60	56	4	71	71	
Jan. 3 @	CHI	W	124	115	9	21	31	-10	35	28	7	34	31	3	34	25	9							56	59	-3	68	56	12
Jan. 5 @	MIL	W	129	110	19	33	24	9	28	35	-7	43	19	24	25	32	-7							61	59	2	68	51	17
Jan. 8 @	BKN	W	114	113	(OT) 1	26	19	7	19	25	-6	33	27	6	29	36	-7	7	6					45	44	1	69	69	
Jan. 9	MIA	L	89	90	-1	21	22	-1	20	29	-9	23	21	2	25	18	7							41	51	-10	48	39	9
Jan. 11	CLE	W	133	99	34	30	24	6	35	16	19	35	32	3	33	27	6							65	40	25	68	59	9
Jan. 13	GSW	L	125	127	-1	35	43	-8	19	38	-19	35	27	8	36	19	17							54	81	-27	71	46	25
Jan. 15 @	PHI	L	111	117	-6	23	32	-9	26	27	-1	26	34	-8	36	24	12							49	59	-10	62	58	4
Jan. 17	DET	W	96	91	5	31	18	13	23	33	-10	19	22	-3	23	18	5							54	51	3	42	40	2
Jan. 19	SAS	W	86	83	3	17	18	-1	27	19	8	19	23	-4	23	23								44	37	7	42	46	-4
Jan. 20 @	MIN	L	109	115	-6	28	26	2	34	28	6	21	33	-12	26	28	-2							62	54	8	47	61	-14
Jan. 24 @	ATL	W	108	93	15	28	16	12	30	24	6	27	25	2	23	28	-5							58	40	18	50	53	-3
Jan. 26	UTA	L	93	97	-4	24	30	-6	24	15	9	21	30	-9	24	22	2							48	45	3	45	52	-7
Jan. 28	LAL	W	123	111	12	28	21	7	31	28	3	32	28	4	32	34	-2							59	49	10	64	62	2
Jan. 30	MIN	W	109	104	5	19	27	-8	32	30	2	27	23	4	31	24	7							51	57	-6	58	47	11
Feb. 1 @	WAS	L	119	122	-3	34	27	7	28	28		25	33	-8	32	34	-2							62	55	7	57	67	-10
Feb. 2	POR	W	130	105	25	37	18	19																					

2017-18 RAPTORS STARTERS

Date	Opp	Result	Score	W	L	Forward	Forward	Centre	Guard	Guard
Oct. 19	CHI	W	117-100	1	0	Powell	Ibaka	Valanciunas	DeRozan	Lowry
Oct. 21	PHI	W	128-94	2	0	Powell	Ibaka	Valanciunas	DeRozan	Lowry
Oct. 23	@ SAS	L	101-97	2	1	Powell	Ibaka	Nogueira	DeRozan	Lowry
Oct. 25	@ GSW	L	117-112	2	2	Powell	Siakam	Ibaka	DeRozan	Lowry
Oct. 27	@ LAL	W	101-92	3	2	Powell	Siakam	Ibaka	DeRozan	Lowry
Oct. 30	@ POR	W	99-85	4	2	Powell	Siakam	Nogueira	DeRozan	Lowry
Nov. 1	@ DEN	W	129-111	4	3	Powell	Ibaka	Valanciunas	DeRozan	Lowry
Nov. 3	@ UTA	W	109-100	5	3	Powell	Ibaka	Valanciunas	DeRozan	Lowry
Nov. 5	WAS	L	107-96	5	4	Powell	Ibaka	Valanciunas	DeRozan	Lowry
Nov. 7	CHI	W	119-114	6	4	Powell	Ibaka	Valanciunas	DeRozan	Lowry
Nov. 9	NOP	W	122-118	7	4	Powell	Ibaka	Valanciunas	DeRozan	Lowry
Nov. 12	@ BOS	L	95-94	7	5	Powell	Ibaka	Valanciunas	DeRozan	Lowry
Nov. 14	@ HOU	W	129-113	8	5	Anunoby	Ibaka	Valanciunas	DeRozan	Lowry
Nov. 15	@ NOP	W	125-116	9	5	Anunoby	Ibaka	Valanciunas	DeRozan	Lowry
Nov. 17	NYK	W	107-84	10	5	Anunoby	Siakam	Valanciunas	DeRozan	Lowry
Nov. 19	WAS	W	100-91	11	5	Anunoby	Ibaka	Valanciunas	DeRozan	Lowry
Nov. 22	@ NYK	L	108-100	11	6	Anunoby	Ibaka	Valanciunas	DeRozan	Lowry
Nov. 24	@ IND	L	107-104	11	7	Anunoby	Ibaka	Valanciunas	DeRozan	Lowry
Nov. 25	@ ATL	W	112-78	12	7	Anunoby	Ibaka	Valanciunas	DeRozan	Lowry
Nov. 29	CHA	W	126-113	13	7	Anunoby	Ibaka	Valanciunas	DeRozan	Lowry
Dec. 1	IND	W	120-115	14	7	Anunoby	Ibaka	Valanciunas	DeRozan	Lowry
Dec. 5	PHX	W	126-113	15	7	Anunoby	Ibaka	Valanciunas	DeRozan	Lowry
Dec. 8	@ MEM	W	116-107	16	7	Anunoby	Ibaka	Valanciunas	DeRozan	Lowry
Dec. 10	@ SAC	W	102-87	17	7	Anunoby	Ibaka	Valanciunas	DeRozan	Lowry
Dec. 11	@ LAC	L	96-91	17	8	Anunoby	Ibaka	Valanciunas	DeRozan	Lowry
Dec. 13	@ PHX	W	115-109	18	8	Anunoby	Ibaka	Valanciunas	DeRozan	Lowry
Dec. 15	BKN	W	120-87	19	8	Anunoby	Ibaka	Valanciunas	DeRozan	Lowry
Dec. 17	SAC	W	108-93	20	8	Anunoby	Miles	Valanciunas	DeRozan	Lowry
Dec. 20	@ CHA	W	129-111	21	8	Anunoby	Ibaka	Valanciunas	DeRozan	Lowry
Dec. 21	@ PHI	W	114-109	22	8	Anunoby	Ibaka	Valanciunas	DeRozan	Lowry
Dec. 23	PHI	W	102-86	23	8	Anunoby	Ibaka	Valanciunas	DeRozan	Lowry
Dec. 26	@ DAL	W	98-93	23	9	Anunoby	Ibaka	Valanciunas	DeRozan	Lowry
Dec. 27	@ OKC	L	124-107	23	10	Anunoby	Ibaka	Valanciunas	DeRozan	Lowry
Dec. 29	ATL	W	111-98	24	10	Anunoby	Miles	Valanciunas	DeRozan	Lowry
Jan. 1	MIL	W	131-127 (OT)	25	10	Anunoby	Ibaka	Valanciunas	DeRozan	Lowry
Jan. 3	@ CHI	W	124-115	26	10	Anunoby	Ibaka	Valanciunas	DeRozan	Lowry
Jan. 5	@ MIL	W	129-110	27	10	Anunoby	Ibaka	Valanciunas	DeRozan	Lowry
Jan. 8	@ BKN	W	114-113 (OT)	28	10	Anunoby	Ibaka	Valanciunas	DeRozan	Lowry
Jan. 9	MIA	L	90-89	28	11	Anunoby	Ibaka	Valanciunas	DeRozan	Wright
Jan. 11	CLE	W	133-99	29	11	Anunoby	Miles	Valanciunas	DeRozan	Wright
Jan. 13	GSW	L	127-125	29	12	Anunoby	Ibaka	Valanciunas	DeRozan	Wright
Jan. 15	@ PHI	L	117-111	29	13	Anunoby	Ibaka	Valanciunas	DeRozan	Lowry
Jan. 17	DET	W	96-91	30	13	Anunoby	Ibaka	Valanciunas	DeRozan	Lowry
Jan. 19	SAS	W	86-83	31	13	Anunoby	Ibaka	Valanciunas	DeRozan	Lowry
Jan. 20	@ MIN	L	115-109	31	14	Anunoby	Ibaka	Valanciunas	DeRozan	Lowry
Jan. 24	@ ATL	W	108-93	32	14	Anunoby	Ibaka	Valanciunas	DeRozan	Lowry
Jan. 26	UTA	L	97-93	32	15	Anunoby	Ibaka	Valanciunas	DeRozan	Lowry
Jan. 28	LAL	W	123-111	33	15	Anunoby	Ibaka	Valanciunas	DeRozan	Lowry
Jan. 30	MIN	W	109-104	34	15	Anunoby	Ibaka	Valanciunas	DeRozan	Lowry
Feb. 1	@ WAS	L	122-119	34	16	Anunoby	Ibaka	Valanciunas	DeRozan	Lowry
Feb. 2	POR	W	130-105	35	16	Anunoby	Ibaka	Valanciunas	DeRozan	Lowry
Feb. 4	MEM	W	101-86	36	16	Anunoby	Ibaka	Valanciunas	DeRozan	Lowry
Feb. 6	BOS	W	111-91	37	16	Anunoby	Ibaka	Valanciunas	DeRozan	Lowry
Feb. 8	NYK	W	113-88	38	16	Anunoby	Ibaka	Valanciunas	DeRozan	Lowry
Feb. 11	@ CHA	W	123-103	39	16	Anunoby	Ibaka	Valanciunas	DeRozan	Lowry
Feb. 13	MIA	W	115-112	40	16	Anunoby	Ibaka	Valanciunas	DeRozan	Lowry
Feb. 14	@ CHI	W	122-98	41	16	Anunoby	Ibaka	Valanciunas	DeRozan	Lowry
Feb. 23	MIL	L	122-119 (OT)	41	17	Anunoby	Ibaka	Valanciunas	DeRozan	Lowry
Feb. 26	DET	W	123-94	42	17	Anunoby	Ibaka	Valanciunas	DeRozan	Lowry
Feb. 28	@ ORL	W	117-104	43	17	Anunoby	Ibaka	Valanciunas	DeRozan	Lowry
Mar. 2	@ WAS	W	102-95	44	17	Powell	Ibaka	Valanciunas	DeRozan	Lowry
Mar. 4	CHA	W	103-98	45	17	Miller	Ibaka	Valanciunas	DeRozan	Lowry
Mar. 6	ATL	W	106-90	46	17	Miller	Ibaka	Valanciunas	DeRozan	Lowry
Mar. 7	@ DET	W	121-119 (OT)	47	17	Powell	Ibaka	Valanciunas	DeRozan	Lowry
Mar. 9	HOU	W	108-105	48	17	Powell	Ibaka	Valanciunas	DeRozan	Lowry
Mar. 11	@ NYK	W	132-106	49	17	Powell	Ibaka	Valanciunas	DeRozan	Lowry
Mar. 13	@ BKN	W	116-102	50	17	Powell	Ibaka	Valanciunas	DeRozan	Lowry
Mar. 15	@ IND	W	106-99	51	17	Miller	Ibaka	Valanciunas	DeRozan	Lowry
Mar. 16	DAL	W	122-115 (OT)	52	17	Anunoby	Ibaka	Valanciunas	DeRozan	Wright
Mar. 18	OKC	L	132-125	52	18	Anunoby	Ibaka	Valanciunas	DeRozan	Lowry
Mar. 20	@ ORL	W	93-86	53	18	Anunoby	Ibaka	Valanciunas	Miller	Lowry
Mar. 21	@ CLE	L	132-129	53	19	Anunoby	Ibaka	Valanciunas	DeRozan	Lowry
Mar. 23	BKN	W	116-112	54	19	Anunoby	Ibaka	Valanciunas	DeRozan	Lowry
Mar. 25	LAC	L	117-106	54	20	Anunoby	Ibaka	Valanciunas	DeRozan	Lowry
Mar. 27	DEN	W	114-110	55	20	Anunoby	Ibaka	Valanciunas	DeRozan	Lowry
Mar. 31	@ BOS									
Apr. 3	@ CLE									
Apr. 4	BOS									
Apr. 6	IND									
Apr. 8	ORL									
Apr. 9	@ DET									
Apr. 11	@ MIA									

2017-18 RAPTORS GAME-BY-GAME STATISTICS

(ITP=points in the paint; SCP=second chance points; FBP=fast break points)

Date	Opp	Result	Score	Record	Starters	Bench	ITP	SCP	FBP	FG	FGA	FG%	3P	3PA	3P%	FT	FTA	FT%	OR	DR	TOT	A	PF	ST	TO	BS
Oct. 19	CHI	W	117-100	1-0	69	48	50	12	10	39	83	.470	13	29	.448	26	28	.929	13	36	49	26	19	10	17	4
Oct. 21	PHI	W	128-94	2-0	75	53	42	13	12	42	89	.472	13	44	.295	31	37	.838	8	43	51	23	29	5	13	10
Oct. 23	@ SAS	L	101-97	2-1	59	38	42	2	14	34	80	.425	10	37	.270	19	24	.792	5	29	34	17	30	11	15	4
Oct. 25	@ GSW	L	117-112	2-2	75	37	54	15	15	43	94	.457	8	34	.235	18	19	.947	17	25	42	30	16	10	18	6
Oct. 27	@ LAL	W	101-92	3-2	74	27	52	10	12	40	93	.430	7	29	.241	14	20	.700	9	31	40	27	24	12	14	4
Oct. 30	@ POR	W	99-85	4-2	75	24	46	12	2	39	87	.448	8	24	.333	13	17	.765	8	39	47	17	14	10	10	9
Nov. 1	@ DEN	L	129-111	4-3	52	59	58	10	10	42	85	.494	11	31	.355	16	25	.640	9	29	38	20	25	7	14	4
Nov. 3	@ UTA	W	109-100	5-3	83	26	36	9	10	38	71	.535	11	30	.367	22	28	.786	5	34	39	20	27	9	17	4
Nov. 5	WAS	L	107-96	5-4	60	36	56	3	12	37	80	.462	5	24	.208	17	27	.630	9	27	36	17	24	7	13	8
Nov. 7	CHI	W	119-114	6-4	85	34	50	14	13	44	81	.543	13	25	.520	18	24	.750	7	30	37	22	22	5	16	0
Nov. 9	NOP	W	122-118	7-4	85	37	46	19	12	45	98	.459	16	42	.381	16	23	.696	10	38	48	27	24	8	12	4
Nov. 12	@ BOS	L	95-94	7-5	57	37	34	10	2	32	69	.464	10	24	.417	20	23	.870	6	30	36	18	20	8	17	8
Nov. 14	@ HOU	W	129-113	8-5	79	50	48	4	15	41	78	.526	14	30	.467	33	42	.786	5	31	36	28	30	11	13	4
Nov. 15	@ NOP	W	125-116	9-5	85	40	42	8	22	45	76	.592	16	34	.471	19	20	.950	6	31	37	27	20	8	21	6
Nov. 17	NYK	W	107-84	10-5	72	35	56	12	26	44	78	.564	9	26	.346	10	11	.909	3	37	40	29	19	4	12	11
Nov. 19	WAS	W	100-91	11-5	61	39	50	13	12	40	90	.444	10	39	.256	10	14	.714	11	37	48	20	19	8	8	7
Nov. 22	@ NYK	L	108-100	11-6	63	37	40	14	10	37	87	.425	14	38	.368	12	18	.667	12	30	42	21	23	4	15	10
Nov. 24	@ IND	L	107-104	11-7	61	43	56	4	29	40	81	.494	9	30	.300	15	20	.750	7	35	42	17	20	14	20	4
Nov. 25	@ ATL	W	112-78	12-7	56	56	50	17	15	46	84	.548	13	32	.406	7	9	.778	11	35	46	31	22	10	16	3
Nov. 29	CHA	W	126-113	13-7	86	40	60	14	10	52	98	.531	14	32	.438	8	11	.727	11	28	39	24	23	6	9	2
Dec. 1	IND	W	120-115	14-7	70	50	70	20	14	48	97	.495	10	32	.312	14	21	.667	12	35	47	29	18	6	12	8
Dec. 5	PHX	W	126-113	15-7	79	47	42	10	15	44	92	.478	15	36	.417	23	26	.885	8	34	42	30	28	13	18	4
Dec. 8	@ MEM	W	116-107	16-7	79	37	40	10	41	37	78	.474	13	31	.419	29	33	.879	10	26	36	21	23	8	11	3
Dec. 10	@ SAC	W	102-87	17-7	74	28	36	10	11	39	87	.448	11	37	.297	13	19	.684	12	32	44	22	17	8	13	2
Dec. 11	@ LAC	L	96-91	17-8	74	17	36	5	23	32	80	.400	7	29	.241	20	26	.769	3	40	43	18	22	8	13	6
Dec. 13	@ PHX	W	115-109	18-8	99	16	48	21	10	40	92	.435	9	26	.346	26	31	.839	8	37	45	16	25	7	7	3
Dec. 15	BKN	W	120-87	19-8	76	44	74	14	20	54	97	.557	7	28	.250	5	9	.556	11	34	45	26	16	11	10	5
Dec. 17	SAC	W	108-93	20-8	71	37	40	15	21	36	85	.424	13	30	.433	23	28	.821	12	34	46	20	13	8	12	9
Dec. 20	@ CHA	W	129-111	21-8	87	42	54	5	14	49	91	.538	16	33	.485	15	18	.833	10	33	43	35	27	6	14	7
Dec. 21	@ PHI	W	114-109	22-8	88	26	36	15	6	35	85	.412	12	35	.343	32	35	.914	19	26	45	18	19	14	22	6
Dec. 23	PHI	W	102-86	23-8	70	32	40	11	13	35	85	.412	9	27	.333	23	26	.885	7	36	43	18	20	15	18	6
Dec. 26	@ DAL	L	98-93	23-9	59	34	34	11	19	30	89	.337	9	31	.290	24	32	.750	16	37	53	16	24	10	12	7
Dec. 27	@ OKC	L	124-107	23-10	57	50	48	7	12	36	85	.424	11	38	.289	24	26	.923	7	27	34	24	29	9	11	4
Dec. 29	ATL	W	111-98	24-10	68	43	56	21	8	46	105	.438	13	37	.351	6	8	.750	19	32	51	22	22	9	12	15
Jan. 1	MIL	W 131-127 (OT)	25-10	96	35	48	13	5		45	91	.495	14	33	.424	27	33	.818	6	34	40	25	20	8	13	8
Jan. 3	@ CHI	W	124-115	26-10	70	54	50	11	17	45	92	.489	15	38	.395	19	19	1.000	7	42	49	23	20	9	11	5
Jan. 5	@ MIL	W	129-110	27-10	81	48	62	18	11	48	86	.558	10	33	.303	23	28	.821	12	31	43	25	22	9	11	5
Jan. 8	@ BKN	W 114-113 (OT)	28-10	88	26	54	12	12		43	101	.426	10	34	.294	18	23	.783	8	43	51	19	27	7	15	12
Jan. 9	MIA	L	90-89	28-11	59	30	42	11	6	35	90	.389	7	21	.333	12	15	.800	7	30	37	15	16	7	5	12
Jan. 11	CLE	W	133-99	29-11	57	76	66	20	16	53	106	.500	18	42	.429	9	13	.692	18	45	63	31	25	3	9	7
Jan. 13	GSW	L	127-125	29-12	89	36	64	19	16	45	93	.484	8	25	.320	27	32	.844	14	30	44	22	23	3	10	2
Jan. 15	@ PHI	L	117-111	29-13	55	56	44	15	12	38	95	.400	9	32	.281	26	30	.867	12	32	44	20	31	8	15	1
Jan. 17	DET	W	96-91	30-13	56	40	40	16	9	34	80	.425	11	31	.355	17	23	.739	12	37	49	24	20	6	21	8
Jan. 19	SAS	W	86-83	31-13	64	22	32	5	4	34	85	.400	9	26	.346	9	14	.643	9	41	50	16	19	8	14	1
Jan. 20	@ MIN	L	115-109	31-14	80	29	40	20	15	39	83	.470	12	33	.364	19	21	.905	8	27	35	23	30	7	15	7
Jan. 24	@ ATL	W	108-93	32-14	61	47	40	9	23	39	89	.438	14	36	.389	16	25	.640	12	40	52	25	22	10	17	12
Jan. 26	UTA	L	97-93	32-15	67	26	54	18	15	37	95	.389	7	27	.259	12	17	.706	16	36	52	23	18	10	11	13
Jan. 28	LAL	W	123-111	33-15	62	61	62	19	16	46	92	.500	12	31	.387	19	25	.760	12	41	53	23	23	4	15	4
Jan. 30	MIN	W	109-104	34-15	74	35	50	12	13	39	81	.481	9	29	.310	22	26	.846	9	30	39	28	18	3	9	4
Feb. 1	@ WAS	L	122-119	34-16	96	23	46	20	5	44	83	.530	12	29	.414	19	24	.792	8	24	32	20	26	7	18	3
Feb. 2	POR	W	130-105	35-16	77	53	38	26	16	46	99	.465	19	40	.475	19	21	.905	17	25	42	21	23	5	6	4
Feb. 4	MEM	W	101-86	36-16	49	52	62	11	21	41	89	.461	6	35	.171	13	15	.867	10	34	44	21	20	13	12	7
Feb. 6	BOS	W	111-91	37-16	52	59	38	9	20	40	80	.500	17	36	.472	14	17	.824	5	35	40	29	18	10	15	4
Feb. 8	NYK	W	113-88	38-16	52	61	50	16	10	43	95	.453	16	43	.372	11	14	.786	9	43	52	31	17	11	9	5
Feb. 11	@ CHA	W	123-103	39-16	68	55	50	12	18	49	87	.563	18	37	.486	7	10	.700	6	34	40	35	24	7	13	8
Feb. 13	MIA	W	115-112	40-16	75	40	44	11	22	42	90	.467	13	35	.371	18	23	.783	7	33	40	24	19	7	8	3
Feb. 14	@ CHI	W	122-98	41-16	66	56	60	10	9	48	92	.522	14	38	.368	12	15	.800	5	45	50	38	22	5	8	8
Feb. 23	MIL	L 122-119 (OT)	41-17	78	41	52	8	6		43	90	.478	9	34	.265	24	26	.923	5	32	37	23	21	7	12	8
Feb. 26	DET	W	123-94	42-17	69	54	42	17	25	42	80	.525	17	38	.447	22	23	.957	6	41	47	31	18	10	18	7
Feb. 28	@ ORL	W	117-104	43-17	64	53	58	6	19	45	83	.542	12	30	.400	15	24	.625	7	35	42	33	22	9	1	

2017-18 OPPONENT GAME-BY-GAME STATISTICS

(ITP=points in the paint; SCP=second chance points; FBP=fast break points)

Date	Opp	Result	Score	Record	Starters	Bench	ITP	SCP	FBP	FG	FGA	FG%	3P	3PA	3P%	FT	FTA	FT%	OR	DR	TOT	A	PF	ST	TO	BS
Oct. 19	CHI	W	117-100	1-0	64	36	38	10	10	37	89	.416	10	32	.313	16	18	.889	10	29	39	22	23	7	19	2
Oct. 21	PHI	W	128-94	2-0	51	43	32	13	5	32	82	.390	8	24	.333	22	36	.611	8	33	41	18	26	5	20	4
Oct. 23	@ SAS	L	101-97	2-1	64	37	58	21	14	40	90	.444	5	20	.250	16	23	.696	18	37	55	19	22	4	20	12
Oct. 25	@ GSW	L	117-112	2-2	99	18	48	6	33	43	77	.558	12	26	.462	19	22	.864	6	31	37	32	15	10	17	7
Oct. 27	@ LAL	W	101-92	3-2	36	56	56	10	22	36	79	.456	3	23	.130	17	24	.708	9	40	49	20	22	7	21	6
Oct. 30	@ POR	W	99-85	4-2	68	17	36	11	0	31	80	.388	8	26	.308	15	19	.789	6	32	38	13	15	5	13	7
Nov. 1	@ DEN	L	129-111	4-3	76	53	52	17	20	47	88	.534	16	32	.500	19	29	.655	9	34	43	35	20	9	12	4
Nov. 3	@ UTA	W	109-100	5-3	64	36	46	12	10	35	80	.438	8	23	.348	22	24	.917	10	23	33	11	25	9	14	5
Nov. 5	WAS	L	107-96	5-4	82	25	38	19	17	40	85	.471	11	23	.478	16	23	.696	11	35	46	19	26	9	17	3
Nov. 7	CHI	W	119-114	6-4	56	58	40	14	8	40	80	.500	11	29	.379	23	28	.821	8	29	37	26	23	10	15	2
Nov. 9	NOP	W	122-118	7-4	96	22	58	4	14	44	82	.537	13	31	.419	17	25	.680	4	34	38	31	20	7	14	4
Nov. 12	@ BOS	L	95-94	7-5	69	26	38	21	9	35	87	.402	10	26	.385	15	19	.789	15	31	46	24	18	9	15	2
Nov. 14	@ HOU	W	129-113	8-5	90	23	40	24	4	33	79	.418	12	39	.308	35	41	.854	14	34	48	21	27	4	19	4
Nov. 15	@ NOP	W	125-116	9-5	76	40	64	14	20	46	91	.505	10	27	.370	14	14	1.000	10	22	32	31	21	13	14	3
Nov. 17	NYK	W	107-84	10-5	49	35	32	8	8	30	91	.333	9	23	.391	15	17	.882	14	29	43	17	12	7	10	4
Nov. 19	WAS	W	100-91	11-5	63	28	34	14	11	34	81	.420	11	19	.579	12	21	.571	8	35	43	20	12	5	14	3
Nov. 22	@ NYK	L	108-100	11-6	88	20	46	16	6	43	93	.462	8	24	.333	14	17	.824	13	34	47	29	19	8	12	7
Nov. 24	@ IND	L	107-104	11-7	76	31	44	14	17	38	83	.458	11	26	.423	20	27	.741	10	31	41	19	18	10	16	3
Nov. 25	@ ATL	W	112-78	12-7	40	38	26	12	8	26	75	.347	6	27	.222	20	23	.870	7	25	32	18	15	9	19	1
Nov. 29	CHA	W	126-113	13-7	58	55	40	15	12	37	79	.468	9	19	.474	30	35	.857	7	29	36	26	17	6	13	2
Dec. 1	IND	W	120-115	14-7	87	28	44	22	10	45	102	.441	8	26	.308	17	22	.773	15	31	46	21	17	7	10	5
Dec. 5	PHX	W	126-113	15-7	51	62	44	3	25	37	75	.493	9	24	.375	30	38	.789	0	35	35	23	24	7	17	4
Dec. 8	@ MEM	W	116-107	16-7	59	48	46	12	14	41	82	.500	9	27	.333	16	22	.727	11	24	35	24	25	8	17	3
Dec. 10	@ SAC	W	102-87	17-7	46	41	38	9	9	35	73	.479	10	23	.435	7	14	.500	7	35	42	15	17	7	21	6
Dec. 11	@ LAC	L	96-91	17-8	46	50	48	22	8	34	92	.370	8	36	.222	20	24	.833	14	43	57	18	20	6	12	7
Dec. 13	@ PHX	W	115-109	18-8	54	55	44	12	22	37	83	.446	8	24	.333	27	34	.794	10	31	41	20	24	3	11	9
Dec. 15	BKN	W	120-87	19-8	28	59	44	10	8	32	76	.421	7	23	.304	16	19	.842	6	31	37	15	14	4	24	1
Dec. 17	SAC	W	108-93	20-8	56	37	36	7	4	38	81	.469	11	26	.423	6	8	.750	6	26	32	25	19	9	17	9
Dec. 20	@ CHA	W	129-111	21-8	45	66	50	16	2	39	85	.459	7	23	.304	26	35	.743	8	31	39	21	18	10	12	6
Dec. 21	@ PHI	W	114-109	22-8	80	29	66	17	11	45	86	.523	9	29	.310	10	14	.714	13	27	40	27	27	14	24	6
Dec. 23	PHI	W	102-86	23-8	53	33	44	5	6	33	80	.412	7	27	.259	13	20	.650	7	34	41	19	23	10	23	7
Dec. 26	@ DAL	L	98-93	23-9	62	36	48	14	14	40	94	.426	6	24	.250	12	16	.750	16	40	56	20	24	5	14	11
Dec. 27	@ OKC	L	124-107	23-10	105	19	50	24	18	46	87	.529	9	25	.360	23	33	.697	15	37	52	25	26	9	12	7
Dec. 29	ATL	W	111-98	24-10	64	34	50	14	12	38	88	.432	9	24	.375	13	20	.650	14	34	48	21	15	6	18	7
Jan. 1	MIL	W 131-127 (OT)	25-10	85	42	52	12	16	4	44	93	.473	13	27	.481	26	28	.929	10	33	43	27	23	9	15	3
Jan. 3	@ CHI	W	124-115	26-10	76	39	46	12	12	43	93	.462	13	33	.394	16	19	.842	9	34	43	29	20	5	13	2
Jan. 5	@ MIL	W	129-110	27-10	62	48	56	5	18	41	77	.532	7	17	.412	21	29	.724	5	23	28	26	23	4	11	4
Jan. 8	@ BKN	W 114-113 (OT)	28-10	82	31	48	19	11	39	100	.390	12	33	.364	23	28	.821	11	44	55	22	27	8	16	2	
Jan. 9	MIA	L	90-89	28-11	55	35	58	17	13	39	97	.402	4	22	.182	8	10	.800	20	44	64	18	19	2	14	14
Jan. 11	CLE	W	133-99	29-11	51	48	50	10	14	34	89	.382	6	26	.231	25	30	.833	9	26	35	18	16	3	10	4
Jan. 13	GSW	L	127-125	29-12	95	32	46	5	20	47	81	.580	9	24	.375	24	28	.857	3	27	30	28	20	4	7	3
Jan. 15	@ PHI	L	117-111	29-13	83	34	58	10	15	40	81	.494	6	25	.240	31	38	.816	10	38	48	22	28	8	22	9
Jan. 17	DET	W	96-91	30-13	61	30	52	23	12	37	88	.420	10	28	.357	7	15	.467	11	31	42	22	20	14	15	7
Jan. 19	SAS	W	86-83	31-13	44	39	36	22	8	31	91	.341	5	20	.250	16	20	.800	17	39	56	18	13	9	12	7
Jan. 20	@ MIN	L	115-109	31-14	78	37	44	20	2	38	81	.469	7	16	.438	32	42	.762	15	29	44	21	20	4	11	3
Jan. 24	@ ATL	W	108-93	32-14	41	52	46	8	10	37	94	.394	7	21	.333	12	17	.706	12	35	47	19	21	8	17	9
Jan. 26	UTA	L	97-93	32-15	79	18	42	15	14	36	87	.414	10	21	.476	15	21	.714	10	37	47	20	16	7	13	5
Jan. 28	LAL	W	123-111	33-15	58	53	44	17	8	40	91	.440	8	25	.320	23	33	.697	13	31	44	22	21	9	14	4
Jan. 30	MIN	W	109-104	34-15	77	27	42	17	1	42	85	.494	5	12	.417	15	24	.625	10	30	40	21	19	4	8	2
Feb. 1	@ WAS	L	122-119	34-16	78	44	42	17	16	44	85	.518	10	30	.333	24	26	.923	12	32	44	30	21	10	16	2
Feb. 2	POR	W	130-105	35-16	80	25	52	7	7	37	73	.507	7	21	.333	24	33	.727	4	32	36	20	15	4	11	2
Feb. 4	MEM	W	101-86	36-16	67	19	36	7	12	29	81	.358	8	25	.320	20	23	.870	13	32	45	17	23	7	19	6
Feb. 6	BOS	W	111-91	37-16	40	51	34	16	9	33	83	.398	10	23	.435	15	20	.750	9	29	38	21	19	3	17	3
Feb. 8	NYK	W	113-88	38-16	53	35	38	6	2	33	83	.398	7	27	.259	15	18	.833	5	38	43	19	15	4	16	8
Feb. 11	@ CHA	W	123-103	39-16	57	46	44	11	8	38	89	.427	10	23	.435	17	23	.739	11	31	42	26	13	5	13	5
Feb. 13	MIA	W	115-112	40-16	60	52	48	6	12	42	86	.488	12	29	.414	16	19	.842	10	41	51	24	18	5	16	3
Feb. 14	@ CHI	W	122-98	41-16	51	47	52	8	14	39	91	.429	4	24	.167	16	20	.800	4	38	42	17	16	5	6	6
Feb. 23	MIL	L 122-119 (OT)	41-17	80	42	44	19	10	10	43	90	.478	13	26	.500	23	27	.852	13	38	51	21	24	6	21	3
Feb. 26	DET	W	123-94	42-17	62	32	50	10	11	36	94	.383	7	22	.318	15	20	.750	13	29	42	20	22	11	13	3
Feb. 28	@ ORL	W	117-104	43-17	66	38	38	10	21	39	82	.476	13	30	.433	13	23	.565	8	34	42	27	19	8	13	2
Mar. 2</																										