


1

1


Interactive

learning design  The Open University

2

2


Reused  
or found content

learning design  The Open University

3

3


Accessible

learning design  The Open University

4

4


Applied  
concepts

learning design  The Open University

5

5

Innovative  
approach to delivery

learning design  The Open University

6

6


Authentic  
learning activities

learning design  The Open University

7

7


Blended

learning design  The Open University

8

8


Theory  
-based

learning design  The Open University

9

9


Enquiry  
-or problem based

learning design  The Open University

10

10


Printed  
-based

learning design  The Open University

11

11

Online only

learning design  The Open University

12

12


Sustainable

learning design  The Open University

13

13

Open

learning design  The Open University

14


14

Research  
-based

learning design  The Open University


15

15

learning design  The Open University


16


16

learning design  The Open University

17

17




learning design  The Open University

18

18


Practice  
- or work based

learning design  The Open University

19

19


Active  
-discovery

learning design  The Open University

20

20


Student  
generated content

learning design  The Open University

21

21


Political  
or social

learning design  The Open University

22

22

Situated or  
contextualised  
learning

learning design  The Open University

23

23


Integrated & supported  
skills  
development

learning design  The Open University

24

24

Student choice  
(content)

learning design  The Open University

25

25

Media rich

learning design  The Open University

26

26


International

learning design  The Open University

27

27


Case-studies

learning design  The Open University

28

28


Critical

learning design  The Open University

29

29


Supervisor  
support

learning design  The Open  
University

30

30


Step-by-step  
instruction

learning design  The Open  
University

31

31


Guided  
learning pathway

learning design  The Open  
University

32

32

Student  
autonomy  
or independence


learning design  The Open  
University



33

33


Individual  
or personalised  
experience

learning design  The Open University

34

34

Scaffolded  
learning

learning design  The Open University

35

35


Mentor  
support

learning design  The Open University

36

36


Peer  
-support

learning design  The Open University

37

37


Individual  
or personalised  
support

learning design  The Open University

38

38

Skills support  
or training

learning design  The Open University

39

39


Tech. support  
or training

learning design  The Open University

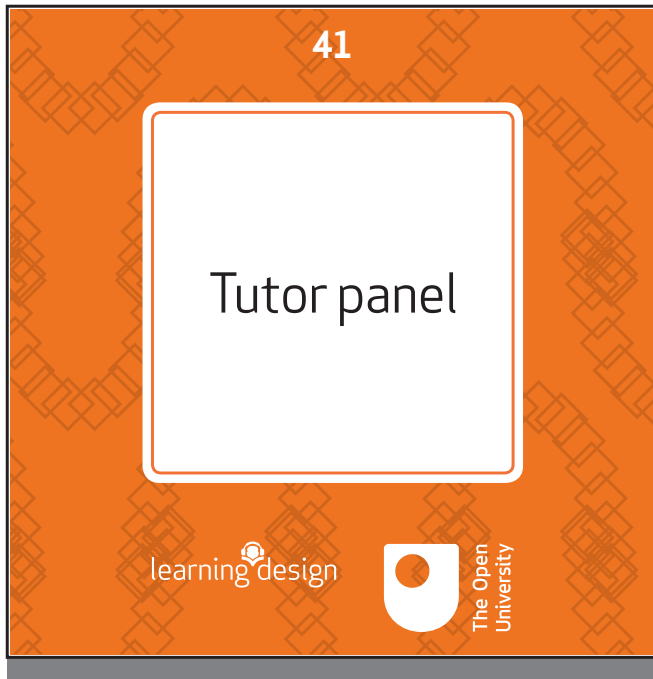
40

40

Allocated or  
named tutor

learning design  The Open University


41



41

Tutor panel

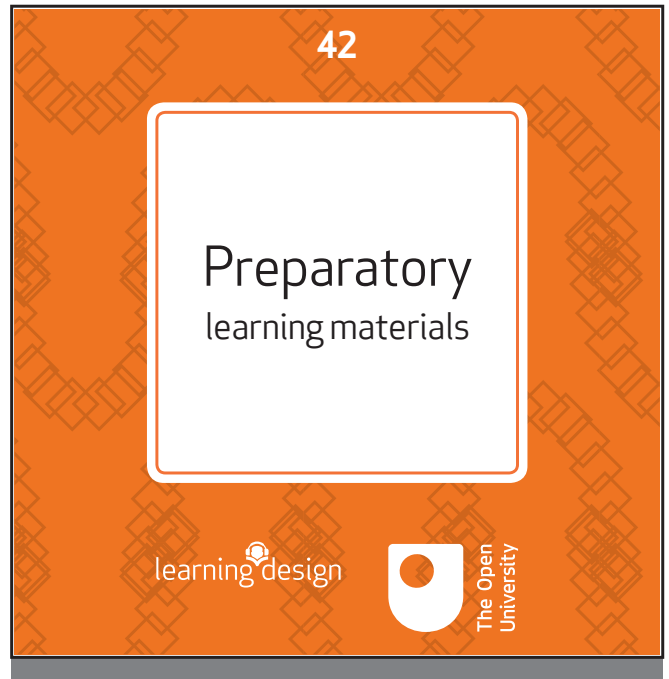
learning design



The Open University

This slide features an orange background with a repeating geometric pattern. A white rounded rectangle in the center contains the text 'Tutor panel'. At the top center is the number '41'. At the bottom left is the 'learning design' logo, and at the bottom right is 'The Open University' logo.


42



42

Preparatory  
learning materials

learning design



The Open University

This slide features an orange background with a repeating geometric pattern. A white rounded rectangle in the center contains the text 'Preparatory learning materials'. At the top center is the number '42'. At the bottom left is the 'learning design' logo, and at the bottom right is 'The Open University' logo.

43



43

Next steps  
materials

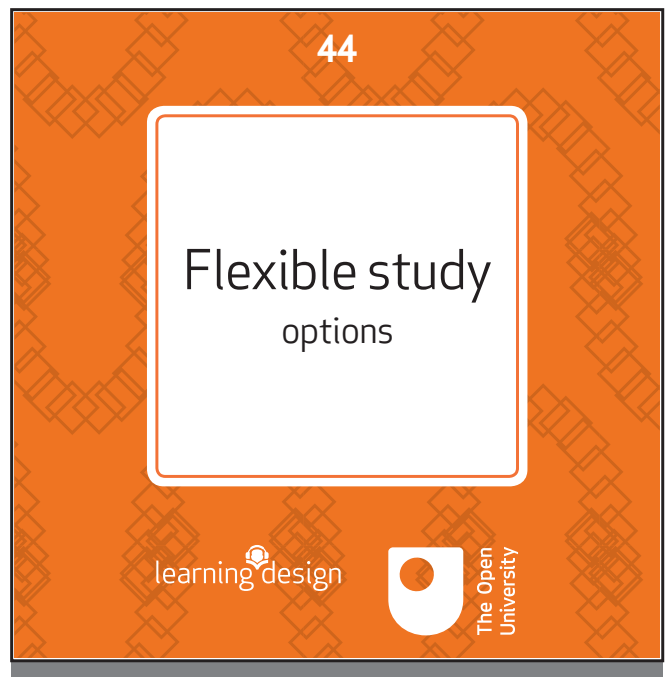
learning design



The Open University

This slide features an orange background with a repeating geometric pattern. A white rounded rectangle in the center contains the text 'Next steps materials'. At the top center is the number '43'. At the bottom left is the 'learning design' logo, and at the bottom right is 'The Open University' logo.


44



44

Flexible study  
options

learning design



The Open University


This slide features an orange background with a repeating geometric pattern. A white rounded rectangle in the center contains the text 'Flexible study options'. At the top center is the number '44'. At the bottom left is the 'learning design' logo, and at the bottom right is 'The Open University' logo.

45

45

Social events  
or community

learning design




The Open  
University

46

46

Career guidance or  
support

learning design




The Open  
University

47

47

learning design




The Open  
University

48

48

learning design




The Open  
University

49

49

learning design



The Open University

This slide features an orange background with a repeating geometric pattern of interlocking squares. A large white square with a thin orange border is centered on the slide. At the bottom, the text 'learning design' is on the left, and the Open University logo and name are on the right.

50

50

Feed-forward

learning design



The Open University


This slide features a purple background with a repeating pattern of stars. A large white square with a thin purple border is centered on the slide, containing the text 'Feed-forward'. At the bottom, the text 'learning design' is on the left, and the Open University logo and name are on the right.

51

51

Continuous  
assessment

learning design




The Open University

This slide features a purple background with a repeating pattern of stars. A large white square with a thin purple border is centered on the slide, containing the text 'Continuous assessment'. At the bottom, the text 'learning design' is on the left, and the Open University logo and name are on the right.

52

52

learning design



The Open University

This slide features a purple background with a repeating pattern of stars. A large white square with a thin purple border is centered on the slide. At the bottom, the text 'learning design' is on the left, and the Open University logo and name are on the right.

53

53

learning design

The Open University

54

54

learning design

The Open University

55

55

Computer  
marked assessment

learning design

The Open University

56

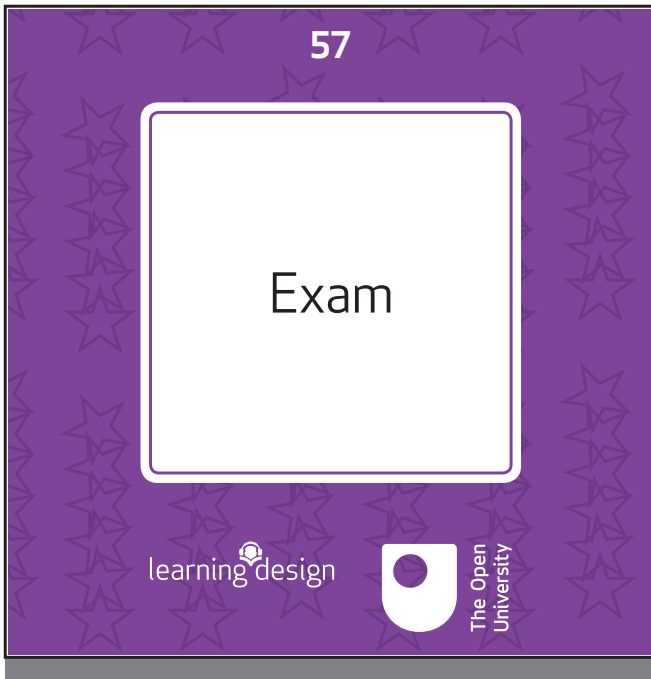
56

Student choice  
(assessment)

learning design


The Open University

57



57

Exam

learning design  The Open University

This slide features a purple background with a repeating star pattern. At the top center is the number '57'. A large white rounded square is centered on the slide, containing the word 'Exam'. At the bottom, the text 'learning design' is on the left, followed by the Open University logo and the text 'The Open University' on the right.

58



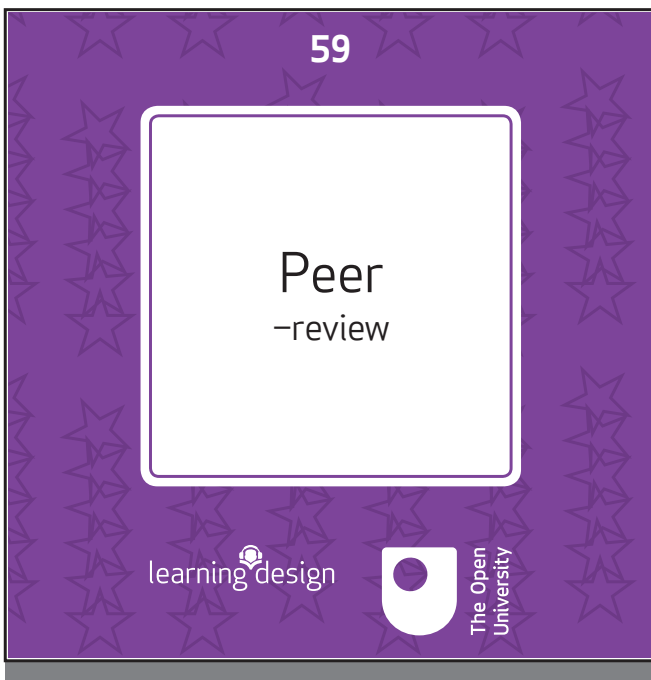
58

Self  
-assessment

learning design  The Open University


This slide features a purple background with a repeating star pattern. At the top center is the number '58'. A large white rounded square is centered on the slide, containing the text 'Self' on the top line and '-assessment' on the bottom line. At the bottom, the text 'learning design' is on the left, followed by the Open University logo and the text 'The Open University' on the right.

59



59

Peer  
-review

learning design  The Open University

This slide features a purple background with a repeating star pattern. At the top center is the number '59'. A large white rounded square is centered on the slide, containing the text 'Peer' on the top line and '-review' on the bottom line. At the bottom, the text 'learning design' is on the left, followed by the Open University logo and the text 'The Open University' on the right.

60



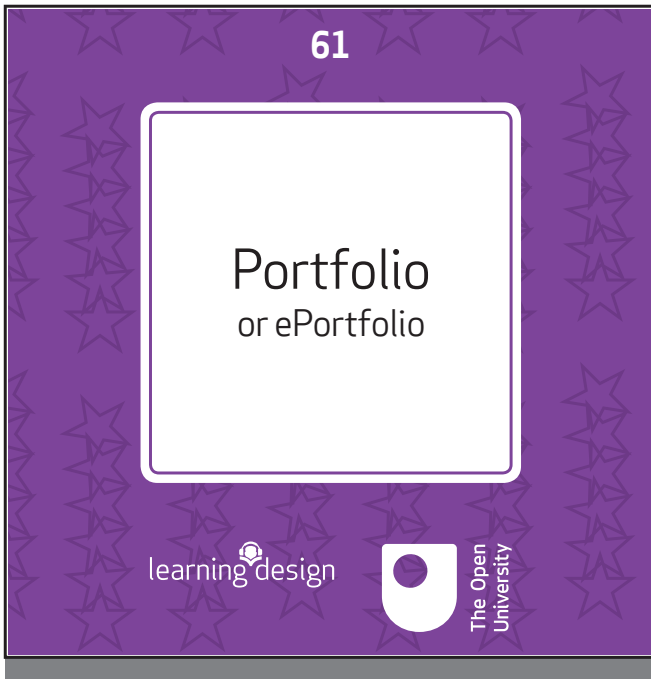
60

Reflective

learning design  The Open University


This slide features a purple background with a repeating star pattern. At the top center is the number '60'. A large white rounded square is centered on the slide, containing the word 'Reflective'. At the bottom, the text 'learning design' is on the left, followed by the Open University logo and the text 'The Open University' on the right.

61



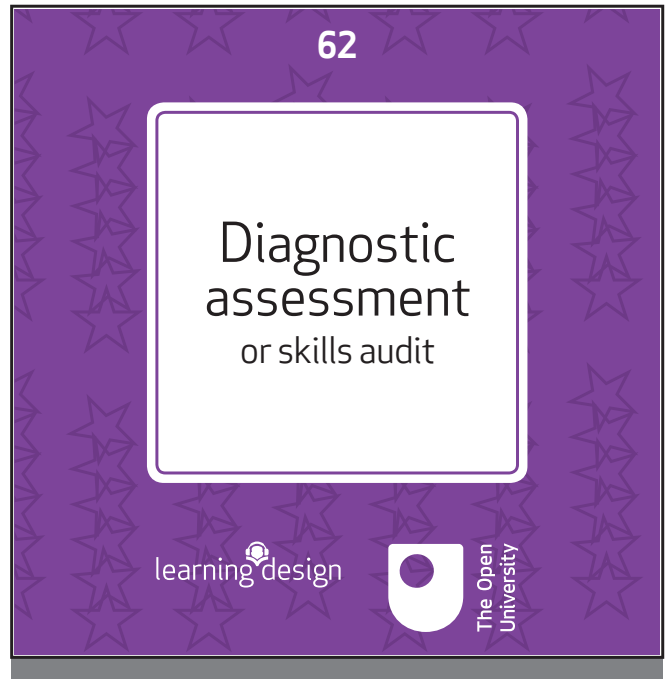
61

Portfolio  
or ePortfolio

learning design  The Open University


This slide features a purple background with a repeating star pattern. At the top center is the number '61'. A white rounded square contains the text 'Portfolio or ePortfolio'. At the bottom, the 'learning design' logo is on the left, and the 'The Open University' logo is on the right.

62



62

Diagnostic  
assessment  
or skills audit

learning design  The Open University

This slide features a purple background with a repeating star pattern. At the top center is the number '62'. A white rounded square contains the text 'Diagnostic assessment or skills audit'. At the bottom, the 'learning design' logo is on the left, and the 'The Open University' logo is on the right.

63



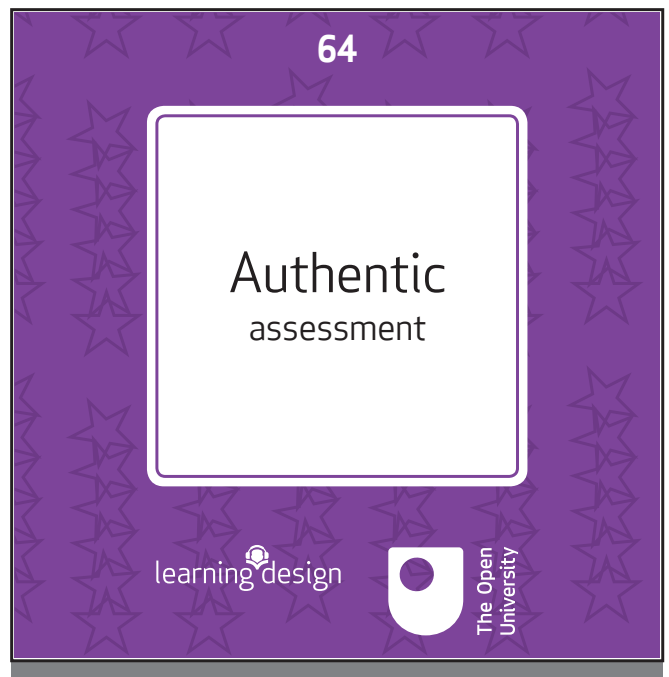
63

Blog

learning design  The Open University


This slide features a purple background with a repeating star pattern. At the top center is the number '63'. A white rounded square contains the text 'Blog'. At the bottom, the 'learning design' logo is on the left, and the 'The Open University' logo is on the right.

64



64

Authentic  
assessment

learning design  The Open University


This slide features a purple background with a repeating star pattern. At the top center is the number '64'. A white rounded square contains the text 'Authentic assessment'. At the bottom, the 'learning design' logo is on the left, and the 'The Open University' logo is on the right.



65

65

Innovative  
assessment

learning design  The Open University

This slide features a purple background with a repeating star pattern. At the top center is the number '65'. A white rounded rectangle in the center contains the text 'Innovative assessment'. At the bottom, the 'learning design' logo is on the left, and the 'The Open University' logo is on the right.

66

66

Tutor marked  
assessment


learning design  The Open University

This slide features a purple background with a repeating star pattern. At the top center is the number '66'. A white rounded rectangle in the center contains the text 'Tutor marked assessment'. At the bottom, the 'learning design' logo is on the left, and the 'The Open University' logo is on the right.

67

67

Feedback

learning design  The Open University

This slide features a purple background with a repeating star pattern. At the top center is the number '67'. A white rounded rectangle in the center contains the text 'Feedback'. At the bottom, the 'learning design' logo is on the left, and the 'The Open University' logo is on the right.

68

68

Learning or research  
journal


learning design  The Open University

This slide features a purple background with a repeating star pattern. At the top center is the number '68'. A white rounded rectangle in the center contains the text 'Learning or research journal'. At the bottom, the 'learning design' logo is on the left, and the 'The Open University' logo is on the right.

69

69

Formative  
assessment

learning design  The Open  
University

70

70


Integrated & supported  
PDP

learning design  The Open  
University

71

71

Student-led  
PDP

learning design  The Open  
University

72

72


Project

learning design  The Open  
University

73

73

Quiz(zes)

learning design  The Open University

This slide features a purple background with a repeating pattern of stars. At the top right, the number '73' is displayed. A large white rounded rectangle in the center contains the text 'Quiz(zes)'. At the bottom left is the 'learning design' logo, and at the bottom right is 'The Open University' logo.

74

74

Observation

learning design  The Open University

This slide features a purple background with a repeating pattern of stars. At the top right, the number '74' is displayed. A large white rounded rectangle in the center contains the text 'Observation'. At the bottom left is the 'learning design' logo, and at the bottom right is 'The Open University' logo.

75

75

Badges  
or 'soft' certification

learning design  The Open University

This slide features a purple background with a repeating pattern of stars. At the top right, the number '75' is displayed. A large white rounded rectangle in the center contains the text 'Badges or 'soft' certification'. At the bottom left is the 'learning design' logo, and at the bottom right is 'The Open University' logo.

76


76

Group  
tutorial(s)


learning design  The Open University

This slide features a teal background with a repeating pattern of circles. At the top right, the number '76' is displayed. A large white rounded rectangle in the center contains the text 'Group tutorial(s)'. At the bottom left is the 'learning design' logo, and at the bottom right is 'The Open University' logo.


77



78



79



80



81

81

Conference(s)

learning design  The Open University

This slide features a dark teal background with a pattern of light teal circles. At the top right, the number '81' is displayed. A large white rounded square is centered on the slide, containing the text 'Conference(s)'. At the bottom left, the text 'learning design' is accompanied by a small icon of a person with a gear. At the bottom right, the 'The Open University' logo is shown, consisting of a white shield with a teal circle inside, and the text 'The Open University' stacked vertically to its right.

82

82

Peer-to-peer  
interaction


learning design  The Open University

This slide features a dark teal background with a pattern of light teal circles. At the top right, the number '82' is displayed. A large white rounded square is centered on the slide, containing the text 'Peer-to-peer interaction'. At the bottom left, the text 'learning design' is accompanied by a small icon of a person with a gear. At the bottom right, the 'The Open University' logo is shown, consisting of a white shield with a teal circle inside, and the text 'The Open University' stacked vertically to its right.

83

83

Day  
school(s)

learning design  The Open University

This slide features a dark teal background with a pattern of light teal circles. At the top right, the number '83' is displayed. A large white rounded square is centered on the slide, containing the text 'Day school(s)'. At the bottom left, the text 'learning design' is accompanied by a small icon of a person with a gear. At the bottom right, the 'The Open University' logo is shown, consisting of a white shield with a teal circle inside, and the text 'The Open University' stacked vertically to its right.

84

84

Tutor-student  
interaction

learning design  The Open University

This slide features a dark teal background with a pattern of light teal circles. At the top right, the number '84' is displayed. A large white rounded square is centered on the slide, containing the text 'Tutor-student interaction'. At the bottom left, the text 'learning design' is accompanied by a small icon of a person with a gear. At the bottom right, the 'The Open University' logo is shown, consisting of a white shield with a teal circle inside, and the text 'The Open University' stacked vertically to its right.

85



85

Professional  
Community

learning design  The Open University

This slide features a dark teal background with a pattern of light teal circles. A white rounded square is centered on the slide, containing the text "Professional Community". At the top right of the slide, the number "85" is displayed. At the bottom, the "learning design" logo and "The Open University" logo are positioned on the left and right respectively.

86




86

Conversational

learning design  The Open University

This slide features a dark teal background with a pattern of light teal circles. A white rounded square is centered on the slide, containing the text "Conversational". At the top right of the slide, the number "86" is displayed. At the bottom, the "learning design" logo and "The Open University" logo are positioned on the left and right respectively.

87



87

Mentor-student  
interaction

learning design  The Open University

This slide features a dark teal background with a pattern of light teal circles. A white rounded square is centered on the slide, containing the text "Mentor-student interaction". At the top right of the slide, the number "87" is displayed. At the bottom, the "learning design" logo and "The Open University" logo are positioned on the left and right respectively.

88



88

Debate

learning design  The Open University

This slide features a dark teal background with a pattern of light teal circles. A white rounded square is centered on the slide, containing the text "Debate". At the top right of the slide, the number "88" is displayed. At the bottom, the "learning design" logo and "The Open University" logo are positioned on the left and right respectively.

89

89

Practice  
-placement

learning design  The Open University



90

90

Residential  
school(s)

learning design  The Open University



91

91

Collaborative

learning design  The Open University



92

92

Sharing

learning design  The Open University



93

93

Face to face

learning design  The Open University

94

94

Online synchronous communication

learning design  The Open University

95

95

Online asynchronous communication

learning design  The Open University

96

96

Personal learning network

learning design  The Open University