










-  Bus links with through tickets available
-  Interchange with London Underground
-  Interchange with other train services
-  Interchange with airport



Great Northern Route

This is a general guide to the basic daily service. Not all trains stop at all stations on each coloured line; please check the timetable.

Great Northern routes are shown in five different colours to help identify the general pattern; see below for details.

-  1 King's Lynn and Cambridge
-  2 Cambridge local
-  3 Peterborough
Trains do not serve Potters Bar, Hatfield, Welwyn Garden City, Welwyn North or Knebworth on Sundays
-  4 Hertford
 - Trains serve Moorgate on Mondays to Fridays until 2200
 - Trains serve London King's Cross after 2200 on Mondays to Fridays and all day on Saturdays and Sundays
 - Trains do not serve Hitchin and Letchworth Garden City on Saturdays and Sundays
-  5 Welwyn
 - Trains serve Moorgate on Mondays to Fridays until 2200
 - Trains serve London King's Cross at peak times, after 2200 on Mondays to Fridays and all day on Saturdays and Sundays

oyster
can be used in the
blue shaded area