


2017 Annual Report LOVIN' THE NUMBERS



Spay/
Neutered
7,092 animals

Rescued **198** cats and kittens and
1,168 dogs and puppies from high
risk shelters via our *Love Train*

Over 7,100
animals came through our intake doors
(the most in 10 years)



Grateful to the
1,887 adult, 531 junior,
and **132 Tiny Lions volunteers**

Involved **6,925** kids of all ages
in humane education

Strengthened the bond between **520**
doggies and their families through
affordable dog training



5,317
adoptions

PLUS 321
adoptions at Tiny Lions

More cats, more dogs, and more
animals than any other year!

An almost 18% increase over last year

Reunited **540** lost animals
with their families



Found jobs for over

190 cats

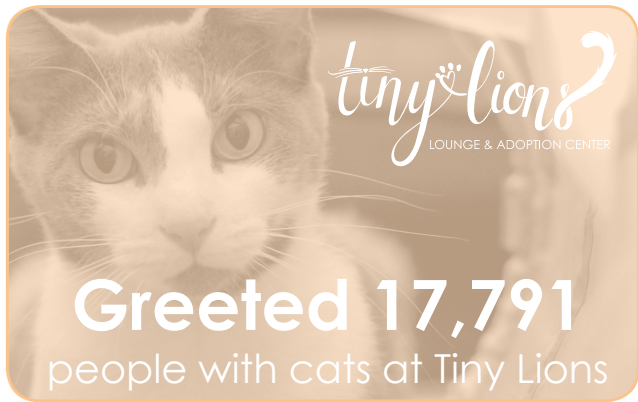
Kept families together by
responding to **520** calls on
the behavior helpline

Saved **41** puppies who came
in with parvovirus



Sent **145 dogs**
on PJ parties;

over **80%** made that
home their forever one



Greeted 17,791
people with cats at Tiny Lions

Sterilized **1,044** community cats

Provided 651

community animals with
needed nourishment through our
free pet food assistance program

Investigated **283** reports
of animal abuse



**Responded to
5,135 calls**
for sick or injured
stray animals
and wildlife

96.4%
Save Rate
(our best ever)

Volunteers donated 113,181
volunteer hours = **54+** full
time employees!

Humbled by the **43,000+ hours (77,387
days)** of care foster parents gave to
1,612 needy animals

Provided emergency harbor for **32**
animals whose families were in crisis

Won Best Charity and Best Local Non-profit
(Reader's Choice Awards, Current Magazine)

Aided **1,138** wild animals



899 people

**Walked & Wag-ged
to raise money**

Provided (office) sanctuary to
22 FeLV+ cats, who would otherwise
be euthanized

Made memories for **47** birthday kids at HSHV

Provided zen for
100 people/month via cat yoga



**Volunteers walked dogs
for nearly 21,000 hours**

(that's walking from San Francisco
to New York City... 66 times)

Vaccinated **1,153** animals at
our monthly low cost clinics

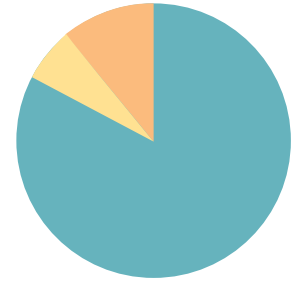
>40 scouts earned animal badges at HSHV

Statement of Revenue and Expenditures*

Revenue	2016	2017
Contributions, Special Events, Bequests	\$3,013,970	\$3,296,169
Clinic, Adoptions, Special Programs	\$3,240,099	\$3,906,254
Investment Income	\$366,692	\$503,963
Total Revenue	\$6,620,761	\$7,706,386

Expenses	2016	2017
Programs and Services	\$5,472,766	\$6,044,780
Management and General	\$241,312	\$312,241
Development	\$715,647	\$776,428
Total Expenses	\$6,429,725	\$7,133,449
Net Operating Gain (Loss)	\$191,036	\$572,937

2017 Expenditures



- 85% Programs and Services
- 11% Development
- 4% Management and General

85%
of every dollar goes to
mission-related services

*Based on 2017 unaudited financials. Audited statement available Summer 2018.



Received our **6th** consecutive 4/4 Charity Navigator rating, putting us in **top 5%** of rated charities

