



Guidelines for Academic Writing

at

Baden-Wuerttemberg Cooperative State University
Stuttgart

Department of International Business

Prof. Dr. Michael Nagel
Prof. Dr. Christian Schaller

as of October 2017 (version 1)

Preliminary Note

The following guidelines shall give a formal orientation for the production of flawless written seminar papers, project and bachelor theses in accordance with standard academic style composition. They are obligatory for all written papers and theses in the program of Business Administration – International Business at the Baden-Wuerttemberg Cooperative State University Stuttgart.

With these guidelines the following objectives should be achieved:

- Outline binding formal requirements for academic writing
- Highlight academic standards in terms of structure and content with reference to the below-mentioned standard works:
 - **Stickel-Wolf, C.; Wolf, J. (2013):** Wissenschaftliches Arbeiten und Lerntechniken. Erfolgreich studieren – gewusst wie! 7. Auflage, Wiesbaden, chapter 3.5, 3.7 and 3.8.
 - **Theisen, M. R. (2013):** Wissenschaftliches Arbeiten. Erfolgreich bei Bachelor- und Masterarbeiten. 16., vollständig überarbeitete Auflage, München, chapter 6-8.

Both the available citation guidelines and the above mentioned standard works might not cover all quotation cases that may occur. In such cases, it is recommended to cite and document sources at one's own discretion in terms of an academic work and on the basis of the outlined guidelines of this document.

Table of Contents

Preliminary Note	II
Table of Contents	III
List of Abbreviations	V
List of Figures	VI
1. Registration and Submission Process.....	1
2. Format	5
2.1 Language	6
2.2 Length	6
2.3 Font and Layout	6
3. Structure of Academic Papers.....	8
3.1 General information	8
3.2. Title page and Non-disclosure Note	8
3.3 Abstract and Preface	9
3.4 Table of Contents	9
3.5 List of Abbreviations, Figures and Tables.....	10
3.6 Appendix	11
3.7 References	12
3.8 Affidavit (or Statutory Declaration)	12
4. Citation and Documentation of Sources and References.....	13
4.1 Correct Citation.....	13
4.1.1 Direct Quotations	14
4.1.2 Indirect Quotations	15
4.1.3 Quotations from Secondary Sources	16
4.1.4 Quotations within Quotations	16
4.2 Usage of Footnotes and Guidelines for Documentation	17
4.3 Sources for Figures, Tables and Attachments.....	19
4.4 Source Directories	19
4.5 Details and Examples of Quotations and References	21
4.5.1 Specialist Literature.....	21
4.5.1.1 <i>Monographs, Dissertations, Habilitations and Scientific Series</i>	21
4.5.1.2 <i>Contributions in Collected Works and Works of Reference</i>	22
4.5.1.3 <i>Articles and Essays in Specialist Journals and Magazines</i>	23
4.5.1.4 <i>Newspaper Articles</i>	24
4.5.1.5 <i>Dictionaries</i>	25
4.5.1.6 <i>Other Sources</i>	25
4.5.2 Publications on the Internet.....	26

4.5.3 Jurisdiction, Standards and Collective Labour Agreements.....	27
4.5.4 Company-internal Sources.....	28
4.5.5 Interviews with Experts	29
Appendices.....	31
Bibliography.....	36
List of Internet Sources	36
Further Recommended Academic Literature.....	36
Special notes on Seminar Papers written in German.....	37

List of Abbreviations¹

anon	anonymous	o.V.	ohne Verfasserangabe
		o.J.	ohne Jahresangabe
		o.O.	ohne Ortsangabe
		Aufl.	Auflage
cf.	compare / confer	vgl.	vergleiche
col.	column	Sp.	Spalte
diss.	dissertation	Diss.	Dissertation
ed. / eds.	editor(s)	Hrsg.	Herausgeber
et al.	and others	u.a.	und andere
fig.	figure	Abb.	Abbildung
habil.	habilitation	Habil.	Habilitation
l. / ll.	line(s)	Z.	Zeile
no.	number	Nr.	Nummer
p. / pp.	page(s)	S.	Seite
q.v.	quod vide	q.v.	siehe auch
sic!	used to denote incorrect spelling within a quoted passage	sic!	wirklich, tatsächlich so
s.v.	sub voce (under “the keyword”)	s.v.	unter dem “Stichwort”
vol.	volume	Jg.	(Band bzw.) Jahrgang

¹ Please note: in general a list of abbreviations does not include any translation. For detailed information refer to chapter “3.5 List of Abbreviations, Figures and Tables” of these guidelines.

List of Figures

Fig. 1: Registration form for project thesis.....	3
Fig. 2: Registration form for bachelor thesis.....	5
Fig. 3: Example of layout of diagrams included in the text	11

1. Registration and Submission Process

The following paragraph explains the official registration and submission process regarding written papers and theses that has to be followed accordingly.

Seminar papers have to be submitted within the deadline set up by the lecturer as follows:

1. 1 stapled copy (hole-punched on the left), alternatively bound incl. list of references, appendix and signed statutory declaration
2. 1 electronic copy
 - a. Text file incl. list of references, appendix and statutory declaration (does not have to be signed)
 - b. Uploaded as **pdf format** on the eLearning platform Moodle under the rubric "Digitale Abgabe"
 - i. **Electronic copy on CD or USB-stick is not accepted!**
 - ii. The file name has to incl. the student's name!
 - iii. Only the **final version** has to be uploaded!
 - c. **Important:**
 - i. Quoted internal empirical sources (e.g. company-internal documents, transcripts of interviews) have to be provided either as appendix or uploaded within a zip-file on Moodle
 - ii. If required, additional empirical analyses (e.g. SPSS-files, MaxQDA-files) can be provided within a zip-file on Moodle
 - iii. Files on Moodle cannot exceed 20MB
 - d. **Note:**
 - i. Submission is only complete, if the academic paper has been provided as hardcopy and electronic version on Moodle within the deadline
 - ii. Seminar papers might be checked on plagiarism if requested by lecturer

In terms of project theses the following steps have to be taken:

1. Final registration of the project thesis (I or II) has to be carried out latest 6 weeks prior to submission of the written paper
2. The registration form (for project thesis I or II) is available as download and an example can be found in Fig. 1 below. It has to be filled out, get approved, signed and then uploaded on the web portal of the study program "International Business": <http://studium.dhbw-stuttgart.de/ib/pruefungsleistungen/projektarbeiten/anmeldung/>

3. The project thesis I or II has to be submitted within the deadline set by the head of programme. Relevant data can be found on the web portal of the study program "International Business": <http://studium.dhbw-stuttgart.de/ib/plaene/studienverlauf/> or https://it.dhbw-stuttgart.de/DHermine/?DB=Termine_IB
4. Both project theses have to be submitted as follows:
 - a. 1 bound copy (adhesive or spiral binding) with a transparent or hard cover incl. list of references, appendix and signed statutory declaration
 - b. 1 electronic copy
 - i. Text file incl. list of references, appendix and statutory declaration (does not have to be signed)
 - ii. Uploaded as pdf format on the eLearning platform Moodle under the rubric "Digitale Abgabe"
 - (1) **Electronic copy on CD or USB-stick is not accepted!**
 - (2) The file name has to incl. the student's name!
 - (3) Only the **final version** has to be uploaded!
 - c. **Important:**
 - i. Quoted internal empirical sources (e.g. company-internal documents, transcripts of interviews) have to be provided either as appendix or uploaded within a zip-file on Moodle
 - ii. If required, additional empirical analyses (e.g. SPSS-files, MaxQDA-files) can be provided within a zip-file on Moodle
 - iii. Files on Moodle cannot exceed 20MB
 - d. **Note:**
 - i. Submission is only complete, if the academic paper has been provided as hardcopy and electronic version on Moodle
 - ii. They have to be delivered to the students office in person or via registered letter with reply advice latest on the final day of submission by 1:00 pm and within the same deadline uploaded on Moodle
 - iii. Project theses will be checked on plagiarism
 - e. Detailed information on project theses can be found on the web portal of the study program "International Business"²

² Cf. Anon (publication date unknown f), <http://studium.dhbw-stuttgart.de> (status as of July 3, 2015).


 DHBW Duale Hochschule Baden-Württemberg Stuttgart		EWL-International Business Prof. Dr. Michael Nager Prof. Dr. Christian Schaller	
THEMENVORSCHLAG PROJEKTARBEIT I			
Name:			
Kurs: STG-			
Titel der Arbeit:			
Problemstellung und Relevanz:			
Forschungsfrage(n):			
Theoretischer Bezugsrahmen:			
Forschungsansatz und -design:			
Gliederung:			
Ausbildungsbetrieb:		Firmenstempel/ Unterschrift:	
FirmenbetreuerIn:			
Telefon:			
Ort, Datum:			

Fig. 1: Registration form for project thesis³

Regarding bachelor theses the following steps have to be taken:

1. The deadline for final registration of the bachelor thesis is on the officially announced starting date of work on the academic paper
2. The registration form is available as download and an example can be found in Fig. 2 below. It has to be filled out, get approved, signed and then uploaded on the web portal of the study program "International Business":
<http://studium.dhbw-stuttgart.de/ib/pruefungsleistungen/bachelorarbeit/anmeldung/>
3. The bachelor thesis has to be submitted within the deadline set by the head of programme. Relevant data can be found on the web portal of the study program "International Business": <http://studium.dhbw-stuttgart.de/ib/plaene/studienverlauf/> or https://it.dhbw-stuttgart.de/DHermine/?DB=Termine_IB
4. Formal requirements for the submission of the thesis are as mentioned below:
 - a. 1 bound copy (adhesive or spiral binding) with a transparent or hard cover incl. list of references, attachments and signed statutory declaration
 - b. 1 electronic copy
 - i. Text file incl. list of references, appendix and statutory declaration (does not have to be signed)

³ Found in: Anon (publication date unknown d), <http://studium.dhbw-stuttgart.de> (status as of August 20, 2015).

- ii. Uploaded as pdf format on the eLearning platform Moodle under the rubric "Digitale Abgabe"

(1) **Electronic copy on CD or USB-stick is not accepted!**

(2) The file name has to incl. the student's name!

(3) Only the **final version** has to be uploaded!

c. **Important:**

- i. Quoted internal empirical sources (e.g. company-internal documents, transcripts of interviews) have to be provided either as appendix or uploaded within a zip-file on Moodle
- ii. If required, additional empirical analyses (e.g. SPSS-files, MaxQDA-files) can be provided within a zip-file on Moodle
- iii. Files on Moodle cannot exceed 20MB

d. **Note:**

- i. Submission is only complete, if the academic paper has been provided as hardcopy (incl. 5 copies of the table of contents of the academic paper) and electronic version on Moodle
 - ii. They have to be delivered to the students office in person or via registered letter with reply advice latest on the final day of submission by 1:00 pm and within the same deadline uploaded on Moodle
 - iii. Bachelor theses will be checked on plagiarism
- e. Detailed information on bachelor thesis can be found on the web portal of the study program "International Business"⁴

⁴ Cf. Anon (publication date unknown c), <http://studium.dhbw-stuttgart.de> (status as of July 3, 2015).


 DHBW Duale Hochschule Baden-Württemberg Stuttgart		BWL-International Business Prof. Dr. Michael Nagel Prof. Dr. Christian Schüller	
THEMENVORSCHLAG BACHELORARBEIT			
Name:			
Kurs: STG-			
Titel der Arbeit:			
Problemstellung und Relevanz:			
Forschungsfrage(n):			
Theoretischer Bezugsrahmen:			
Forschungsansatz und -design:			
Gliederung:			
DHBW-Wunschbetreuer:			
<input type="checkbox"/> Keine Betreuerpräferenz:			
Ausbildungsbetrieb:		Firmenstempel/ Unterschrift:	
FirmenbetreuerIn:			
Telefon:			
Ort, Datum:			

Fig. 2: Registration form for bachelor thesis⁵

All academic papers (project theses I and II as well as bachelor thesis) are evaluated upon the same report form.⁶

Changes in the topic have to be approved by the supervising tutor and the head of department. Otherwise the academic paper will be declined for grading and is rated as failed.⁷

2. Format

The following chapter outlines general format specifications determined by the head of study programme. They are obligatory for all academic papers. Paragraph 2.1 deals with aspects on language, whereas chapter 2.2 focuses on the length of academic papers and finally paragraph 2.3 points out the requirements in terms of font and layout.

⁵ Found in: Anon (publication date unknown a), <http://studium.dhbw-stuttgart.de> (status as of September 2, 2015).

⁶ Cf. Anon (publication date unknown b, e), <http://studium.dhbw-stuttgart.de> (status as of July 3, 2015).

⁷ Cf. Anon (publication date unknown c, f), <http://studium.dhbw-stuttgart.de> (status as of July 3, 2015).

2.1 Language

Both project and bachelor theses have to be written in English. For seminar papers it depends on the lecturer's instructions. Orthography, punctuation and grammar should meet either generally accepted British or American English spelling and grammar rules throughout the work. The phraseology must be factually clear and based upon academic standards that are explained in detail by both Stickel-Wolf; Wolf⁸ and Theisen⁹.

2.2 Length

Seminar papers and project as well as bachelor theses should have the following length of continuous text including graphics but excluding title page, table of contents, further lists (e.g. list of abbreviations), references and appendices:

- Seminar papers: 10-15 pages
- Project thesis: 20-30 pages
- Bachelor thesis: 60-80 pages

According to the study and examination regulations not previously approved deviations will lead to an appropriate deterioration of grades.

2.3 Font and Layout

All academic papers have to be written with the use of a word processor. The following rules apply for font and layout:

Font:

- Main Text: Arial with font size 11 pt., spacing after: 12 pt., line spacing: 1.5; max. of 40 lines per page
- Headings: Highlighting through e.g. bold print, italics, spaced letters, underlining
- Footnotes: Arial with font size 10 pt., single-spaced and indented
- Bibliography: Arial with font size 11 pt., line spacing: 1.0 with blank line between entries
- Page number: Arial with font size 11 pt.

⁸ Cf. Stickel-Wolf, C.; Wolf, J. (2013), pp. 219-228.

⁹ Cf. Theisen, M. R. (2013), pp. 154-159.

Layout:

- DIN-A4; printed out on white paper
- Top Margin: 2.5 cm
- Bottom Margin: 1.5 cm
- Left Margin: 4.0 cm
- Right Margin: 1.5 cm
- Text alignment: Full justification; automatic syllabification is recommended
- Blank lines in the text:
 - One blank line should be inserted between chapter headings and after each chapter
 - New chapters of the academic paper can begin on a new page
 - Large spaces between new chapters and previous chapter or paragraph should be avoided
- Page Number:
 - Centered in the top margin
 - No page number on the cover page and the Declaration of Honour
 - Roman numerical page numbers:
 - Pages upfront the main body of the text should be numbered using Roman numerals (I, II, III, etc.)
 - I should be used for the title page but should not be printed, followed by II, III etc. for preface, non-disclosure note, table of contents, etc.
 - Arabic numerical page numbers: the remainder of the text, including appendices and sources should be numbered using Arabic numerals (1, 2, 3 etc.)
 - Attachments in the appendix have to show (additionally to the page number) a consecutive appendix number (if consisting of several parts, a sub-number followed by a slash has to be assigned; e.g. appendix 1, appendix 4, appendix 5/1, appendix 5/2, appendix 6 etc.). They should either be inserted in front of the appendix title or subtitle (e.g. title of a table) or separately at the same height as the page number, top right; examples can be found in the Appendices of these guidelines
 - The bibliography has to be filed after the appendix and by continuing the pagination. It is not a part of the appendix
 - Footnotes contain sources or additional information. They have to be numbered consecutively (if not using a word processor the numbering should start afresh with each page). The notes should be separated from

the text by a 4.0 cm long continuous line. By using a word processor this is done automatically

3. Structure of Academic Papers

This chapter deals with basic principles regarding the structure of academic papers, starting with general information in paragraph 3.1 and followed by detailed explanations on main components of academic papers in paragraphs 3.2 to 3.8.

3.1 General information

The base of all academic papers is formed by the outline that allows the reader to easily follow the author's train of thought. Useful guidelines on how to structure academic papers can be found in Stickel-Wolf; Wolf¹⁰ and Theisen¹¹.

All academic work has to be composed according to the order as mentioned below:

- Title page (see Appendix 1)
- Non-disclosure note (where applicable)
- Abstract (possible, but not necessary)
- Preface (where applicable)
- Table of contents (see Appendix 2)
- List of abbreviations, figures and tables (where applicable)
- Text: introduction, main sections and conclusion
- Appendix with list of attachments (where applicable)
- List of references (see e.g. Bibliography)
- Statutory Declaration (see Appendix 3)

3.2. Title page and Non-disclosure Note

The title page should be written according to the template in Appendix 1. If an agreement has been made with the partner company about the confidentiality of the contents of the paper, there should be a non-disclosure note on page II containing the following

¹⁰ Cf. Stickel-Wolf, C.; Wolf, J. (2013), pp. 181-190.

¹¹ Cf. Theisen, M. R. (2013), pp. 117-121.

statement: "The contents of the work may not be made available to any third party without the permission of the training company".

Additional notes on both title page and non-disclosure note can be found in Stickel-Wolf; Wolf¹² and Theisen¹³.

3.3 Abstract and Preface

Generally, an abstract is composed of a brief description of the goal of the paper, the research, the research methods and structure, the findings and the conclusions. Academic papers may include an abstract, but in most cases it is not considered as necessary.¹⁴ The content of the preface though is not directly linked to the actual topic of the paper. This involves for example a personal statement regarding the development of the topic or the mention of a supporting person or institution. But only in particularly justified cases should one make use of mentions.¹⁵

3.4 Table of Contents

The table of contents is an integral and mandatory part of an academic paper. It shows all of the components of the academic work that follow the title page, with the respective page numbers.

Two main aspects have to be considered when setting up the table of contents:

- Choose the decimal numbering system based upon the tiered principle¹⁶ (example in Appendix 2)
- Make use of the word processor's function to set up automatically the table of contents

For further important guidelines regarding table of contents, please refer to Stickel-Wolf; Wolf¹⁷ and Theisen¹⁸.

¹² Cf. Stickel-Wolf, C.; Wolf, J. (2013), pp. 247-248, p. 263.

¹³ Cf. Theisen, M. R. (2013), pp. 208-209, p. 217.

¹⁴ Cf. Stickel-Wolf, C.; Wolf, J. (2013), p. 249.

¹⁵ Cf. Stickel-Wolf, C.; Wolf, J. (2013), p. 250; see also Theisen, M. R. (2013), pp. 215-217.

¹⁶ Cf. Theisen, M. R. (2013), pp. 118-119.

¹⁷ Cf. Stickel-Wolf, C.; Wolf, J. (2013), pp. 250-252.

¹⁸ Cf. Theisen, M. R. (2013), pp. 210-211.

3.5 List of Abbreviations, Figures and Tables

Generally, abbreviations should be avoided within the text as far as possible. Especially in the following cases, abbreviations should not be listed:

- Commonly used abbreviations listed in the Duden
- Abbreviations mentioned in the List of Abbreviations of these guidelines
- Abbreviations only used if citing sources, e.g. in footnotes or bibliography
- No more than three different abbreviated terms (even if these appear repeatedly); in such cases the abbreviation should appear in brackets right after the term when it is mentioned for the first time; for example: "(...) the increasing adoption of enterprise resource planning (ERP) systems supports the optimization of business processes."

If a list of abbreviations¹⁹ is part of an academic paper, then it has to follow the table of contents. Additional notes on abbreviations can be found in Stickel-Wolf; Wolf²⁰ and Theisen²¹.

Regarding the usage of figures and tables, both standard works provide useful design notes that should be taken into account.²² Apart from that, the following aspects have to be considered:

- Consistent layout throughout the academic paper based upon the principles of completeness, accuracy, clearness, and high graphical quality (e.g. in terms of resolution and readability)
- Lettering has to be in English
- Sources of figures and tables must be mentioned in the footnotes²³
- Set up a list of figures resp. tables²⁴, if there are more than three of them included in the text

The graphic below shows the correct layout of figures and tables included in the text:

¹⁹ An example can be found in the "List of Abbreviations" of these guidelines.

²⁰ Cf. Stickel-Wolf, C.; Wolf, J. (2013), pp. 253-254.

²¹ Cf. Theisen, M. R. (2013), pp. 212-214.

²² Cf. Stickel-Wolf, C.; Wolf, J. (2013), pp. 245-247; see also Theisen, M. R. (2013), pp. 187-193.

²³ For detailed information please refer to chapter "4.3 Sources for Figures, Tables and Attachments" of these guidelines.

²⁴ An example can be found in the "List of Figures" of these guidelines.

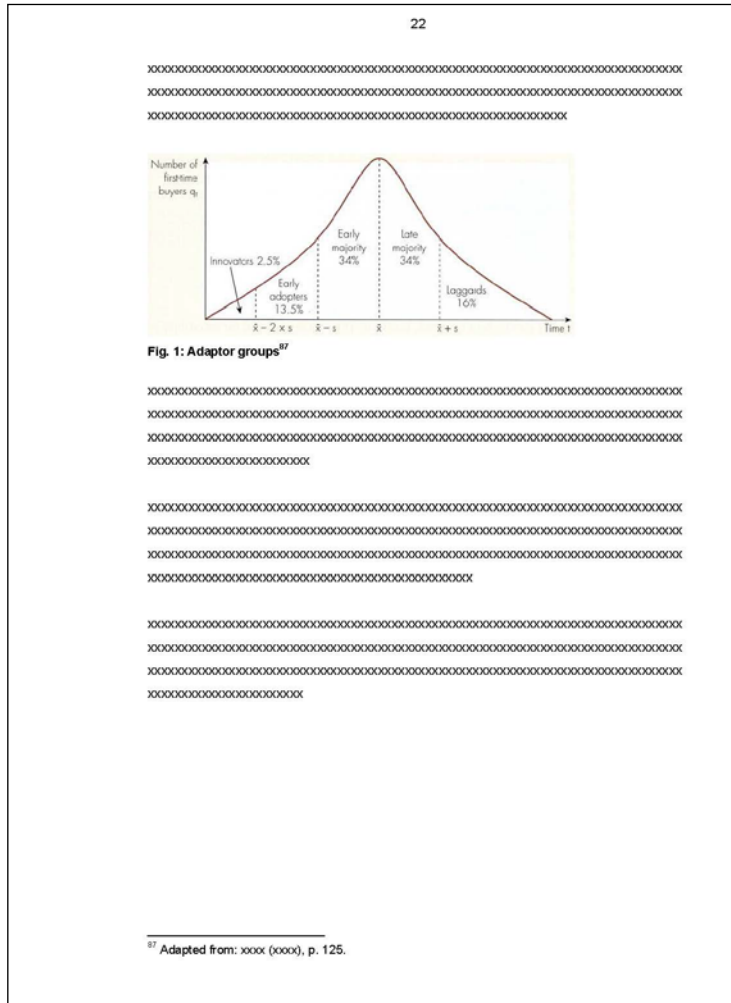


Fig. 3: Example of layout of diagrams included in the text

3.6 Appendix

Quoted internal empirical sources (e.g. company-internal documents, transcripts of interviews) have to be provided as attachments in the appendix. Attention has to be paid to the scope of the appendix. It should be well balanced to the main text (max. 1:1).²⁵

Documentation of sources of appendices in both footnotes and list of references is mandatory.

The appendix should begin on a new page after the main body of the text with a list of appendices. Therein, all appendices have to be listed continuously with their correct

²⁵ Cf. Stickel-Wolf, C.; Wolf, J. (2013), pp. 260-261; see also Theisen, M. R. (2013), pp. 194-195.

description, i.e. identical to the appendix number, subheading and page number as well as based upon the same layout as the list of figures and tables.²⁶

Please note: In case company-internal, publicly not available documents, are not provided in the appendix, they have to be uploaded within a zip-file on Moodle in order to allow access to the reader. Apart from that and if required, additional empirical analyses (e.g. SPSS-files, MaxQDA-files) can be provided to the reader within a zip-file on Moodle.

3.7 References

All sources used within the main text and appendices have to be indicated in the relevant listings. Documents that do not appear in the above mentioned parts must not be listed in the source directories. As a general rule, the listings start on a new page and have to be set up in alphabetical order upon the authors' name. The most important list is the bibliography, which should offer an overview of the relevant and current specialist literature on the subject and have a considerable scope.

Detailed information on the different source directories and categories of bibliography as well as methods and instructions regarding quotations can be found in chapter "4.4 Source Directories" and chapter "4.5 Details and Examples of Quotations and References" of these guidelines.

3.8 Affidavit (or Statutory Declaration)

According to the examination rules and regulations, a statutory declaration must be attached to every seminar paper, project and bachelor thesis.²⁷ The statement must be attached after the bibliography and should be the final page (no page number) of every copy of the paper. The hardcopy of the academic paper must contain an original signature on the affidavit.²⁸

²⁶ Example in the "Appendices" of these guidelines.

²⁷ Example in Appendix 3 of these guidelines.

²⁸ Cf. Stickel-Wolf, C.; Wolf, J. (2013), pp. 263-264; see also Theisen, M. R. (2013), pp. 239-241.

4. Citation and Documentation of Sources and References

In this chapter the binding method of citation (paragraph 4.1) and indication of sources (paragraphs 4.2 to 4.5) for academic works within the study program are explained and illustrated by examples and with reference to the standard works mentioned in the Preliminary Note.

4.1 Correct Citation

Based on the copyright law from September 9, 1965 quotations of sources are a legal requirement. For any statements, thoughts and results that have been taken from other sources (company internal sources, interviews with experts, and any acknowledged academic literature) the original source must always be indicated.²⁹ Thereby the following aspects have to be ensured:

- The short documentation in the footnote can be assigned to the full documentation in the list of references
- The reference to the footnote in the text should be indicated by an Arabic superscript
- All sources are available to the reader; literature that is not available cannot be quoted
- In exceptional cases where sources cannot be made available due to confidentiality (company-internal sources) but the information is absolutely relevant for the academic work at least the source has to be mentioned and listed

Further important notes on citation requirements in academic work can be found in Stickel-Wolf; Wolf³⁰ and Theisen³¹.

Generally, it must be clear whether the quoted text is taken verbatim (direct quotation) or just paraphrased, i.e. writing the gist or meaning of the quote (indirect quotation). In very rare cases, it is allowed to cite from secondary sources. The different citation forms are explained in detail in the following sections 4.1.1 to 4.1.4 and should be complemented by relevant information of both standard works.

²⁹ For further details see chapter "4.1.3 Quotations from Secondary Sources" of these guidelines.

³⁰ Cf. Stickel-Wolf, C.; Wolf, J. (2013), pp. 228-230.

³¹ Cf. Theisen, M. R. (2013), pp. 159-161.

4.1.1 Direct Quotations

A direct quotation is the case, if text from a third party is included literally into one's own academic paper.³² In general, direct quotations should only be used if it depends on the exact wording or when dealing with particularly concise formulations. In all other cases, paraphrasing is preferable.³³

Every direct quotation must be written within double quotation marks. If a longer text (more than five lines) needs to be quoted, then it is recommended to indent the text by three spaces using single line spacing. In the footnotes, the source should be stated right after the number of the footnote by giving the surname of the author.³⁴

Example:

(text): "Psychographic segmentation involves grouping people according to their lifestyle and personality characteristics."¹

(footnote): ¹ Jobber, D. (2007), p. 285.

A direct quote may not differ in any way from its original source even if the text is written in an old orthography or if the punctuation is incorrect. Mistakes in quoted text passages can be marked with (sic!) to show that the author has been aware of these peculiarities.³⁵ Only obvious printing errors may be corrected.

It is allowed to translate direct quotations e.g. from German into English. By doing so, the following wording has to be added: "(author's own translation)". The original citation though should be included in a footnote.³⁶

Quotations must not be taken out of context. The quotation may not be used to give any other meaning apart from that of the original context. It is also allowed to use ellipses to show that parts of a quotation have been omitted. The omission of a single word should be indicated by two periods (..), whereas the omission of two words or more should be indicated by three periods (...). If the original text is supplemented or added by own but necessary insertions, these have to be put in square brackets.³⁷

Example:

(text): Bloomberg's survey on MBA compensation reveals that: "Surprisingly, though, age stops giving graduates a [significant] pay advantage fairly quickly."²

³² Cf. Theisen, M. R. (2013), p. 169.

³³ Cf. Stickel-Wolf, C.; Wolf, J. (2013), pp. 230-231.

³⁴ Cf. Stickel-Wolf, C.; Wolf, J. (2013), pp. 237-238; see also Theisen, M. R. (2013), p. 169, 174.

³⁵ Cf. Stickel-Wolf, C.; Wolf, J. (2013), p. 238; see also Theisen, M. R. (2013), p. 172.

³⁶ Cf. Stickel-Wolf, C.; Wolf, J. (2013), pp. 238-239; see also Theisen, M. R. (2013), p. 173.

³⁷ Cf. Stickel-Wolf, C.; Wolf, J. (2013), p. 238; see also Theisen, M. R. (2013), pp. 170-171.

(footnote): ² Kitroeff, N.; Rodkin, J. (2015), <http://www.bloomberg.com> (status as of July 10, 2015).

If you want to highlight any particular part of the text, this should be marked by adding the following wording: "(author's own accentuation)".

Example:

(text): "Another way of assessing the impacts of traits on leadership is through the concept of **emotional intelligence** (author's own accentuation), which emerged in the 1990s as an important area of study in psychology."³

(footnote): ³ Northouse, P. G. (2013), p. 27.

4.1.2 Indirect Quotations

Academic papers are predominantly based upon indirect quotations (paraphrasing). Even in such cases, it is necessary to indicate the exact source. It must be unambiguously clear that other people's thoughts or ideas are reproduced.³⁸

Paraphrases are not put in quotation marks. However, it is necessary to add the abbreviation "cf." in the footnotes before stating the source.³⁹

Example:

(text): Successful transnational alliances are based on trust developed between the involved parties.⁴

(footnote): ⁴ Cf. Deresky, H. (2014), p. 134.

The extent of the paraphrase must be clearly discernable. This is achieved by placing the footnote number right after the paraphrased quote.⁴⁰ If the indirect quotation is though extensive, then the footnote number can be placed at the beginning of the paraphrased section (after an introductory sentence or clause).

Example:

(text): The four key elements of the BrandAsset Consulting model are as follows:⁵

(footnote): ⁵ Cf. Czinkota, M. R.; Ronkainen, I. A. (2013), p. 381.

³⁸ Cf. Stickel-Wolf, C.; Wolf, J. (2013), p. 231; see also Theisen, M. R. (2013), p. 174.

³⁹ Cf. Stickel-Wolf, C.; Wolf, J. (2013), p. 239; see also Theisen, M. R. (2013), p. 174.

⁴⁰ Cf. Stickel-Wolf, C.; Wolf, J. (2013), p. 237; see also Theisen, M. R. (2013), p. 175.

4.1.3 Quotations from Secondary Sources

As a general rule, both direct or indirect quotations should be based on primary sources. Only in cases when the original work could not be accessed at all, is it allowed to quote from secondary sources.⁴¹

In the footnote, the original source with all relevant bibliographic details (e.g. title, place and year of publication) has to be documented first. This is followed by an additional note "cited in:" and details of the secondary source in the form of a short documentation. Unlike the secondary source, the original source is not listed in the bibliography.

Example:

(text): Back in the 1990s scientists focused on “(...) leadership traits associated with ‘social intelligence’, characterized as those abilities to understand one’s own and others’ feelings, behaviors, and thoughts and to act appropriately.”⁶

(footnote): ⁶ Marlow, H. A. (1986), Social intelligence: Evidence for multidimensionality and construct independence, *Journal of Educational Psychology*, vol. 78, pp. 52-58, cited in: Northouse, P. G. (2013), p. 22.

4.1.4 Quotations within Quotations

Verbatim citations within direct quotations have to be marked both at the beginning and end by single quotation marks (‘...’).⁴²

Example:

(text): Pearce and Robinson place an emphasis on the cultural norm *guanxi* by saying: “Although networking is important anywhere to do business, the difference in China is that ‘*guanxi* networks are not just commercial, but also social, involving the exchange both of favor and affection’.”⁷

(footnote): ⁷ Pearce II, J. A.; Robinson Jr., R. B. (2000), p. 31.

⁴¹ Cf. Stickel-Wolf, C.; Wolf, J. (2013), p. 232; see also Theisen, M. R. (2013), p. 178.

⁴² Cf. Stickel-Wolf, C.; Wolf, J. (2013), p. 238; see also Theisen, M. R. (2013), p. 179.

4.2 Usage of Footnotes and Guidelines for Documentation

The usage of footnotes has two main purposes: either to indicate sources of a quote or to add further explanatory references, e.g. delimitations, explanation of details or definitions that would otherwise interrupt the text flow if included therein.⁴³

Example:

(text): "Trade among Canada, Mexico, and the United States has increased dramatically since NAFTA⁸ took effect, with total trade exceeding \$939.4 billion in 2010."⁹

(footnote):

⁸ NAFTA (North American Free Trade Agreement) is a trading bloc – the world's largest free market - between the United States, Canada and Mexico that came into effect on January 1, 1994.

⁹ Cf. Czinkota, M. R.; Ronkainen, I. A. (2013), p. 110.

As a general rule, short documentations in the footnotes should provide the following basic information:

Author(s) surname, initial of first name (year of publication), page(s)

Furthermore, there are some important aspects explained in detail below that have to be considered regarding the documentation of sources in footnotes. Additionally to that, please refer to Stickel-Wolf; Wolf⁴⁴ and Theisen⁴⁵.

Multiple authors should be divided by a semicolon (;). If there are more than three authors just the name of the first author is mentioned followed by "et al."

Examples:

¹⁰ Cf. Kirsch, J.; Müllerschön, B. (2009), p. 23.

¹¹ Cf. Rade, K. et al. (2002), p. 35.

In case more than one work from an author with the same year of publication is quoted, the year should be followed by a lower case. This differentiation should also be included in the list of references.

Examples:

¹² Cf. Schuler, M. (2002a), p. 35.

¹³ Schuler, M. (2002b), pp. 19-20.

⁴³ Cf. Stickel-Wolf, C.; Wolf, J. (2013), p. 236; see also Theisen, M. R. (2013), pp. 166-167, 185-187.

⁴⁴ Cf. Stickel-Wolf, C.; Wolf, J. (2013), pp. 233-234, 236-237.

⁴⁵ Cf. Theisen, M. R. (2013), pp. 163-165, 201-203.

When referring to multiple literary sources in a footnote, the individual sources should be separated by a semicolon (;). It is also permitted to write explanatory notes (e.g. "see also....").

Example: ¹⁴ Cf. Stickel-Wolf, C; Wolf, J. (2013), p. 250; see also Theisen, M. R. (2013), p. 217.

If the author of a quoted source is unknown, the note "Anon" has to be provided.

Example: ¹⁵ Cf. Anon (2002), p. 8.

In case the date of publication of the source is unknown the footnote should be added by the wording "publication date unknown", where applicable including small letters for differentiation.

Examples:

¹⁶ Cf. Anon (publication date unknown a), p. 3.

¹⁷ Anon (publication date unknown b), pp. 9-12.

Sources in footnotes must provide a specific page or column reference the relevant text passage refers to. When stating page numbers it is necessary to indicate whether the quotation is taken from one page only or whether it continues over the following page(s).

Examples:

¹⁸ Cf. Theisen, M. R. (2013), p. 169.

¹⁹ Cf. Stickel-Wolf, C.; Wolf, J. (2013), pp. 230-232.

Basically, the same applies when stating column numbers, e.g. when using collected editions as source then they have to be stated as follows: col. 1706-1710.

Additional information can be indicated in the footnote by using the wording "see also". It should be used either if reference to many different authors needs to be made or if the reader should be made aware of other authors, who have written extensively about this specific subject. To refer to a text passage elsewhere in one's own paper "q.v." can be used. However, for a comparison with an external work it is more appropriate to use "cf.".

4.3 Sources for Figures, Tables and Attachments

The sources for graphics and tables in the text or appendices have to be indicated in the footnotes. The number of the footnote should be included at the end of the figure's title. If the graphic or table appears in its original form⁴⁶ the source itself should include the note: "Found in:". However, if the figure has been modified the note: "Adapted from:" has to be mentioned. In cases graphics and tables are designed by the author, then the footnote should include the wording: "Author's own illustration". If the figure is created based upon a source, then reference has to be given as follows: "Author's own illustration based on ...". In case the lettering has been translated into English the note: "(translated by the author)" should be added.

The sources should be indicated using the same format (short documentation) as for other quotations in footnotes.

Example:

Fig. 14: The relationship of vision, strategies, plans, and budgets²⁰

- Unmodified: ²⁰ Found in: Kotter, J. P. (2012), p. 73.
- Modified: ²⁰ Adapted from: Kotter, J. P. (2012), p. 73.
- Own figure: ²⁰ Author's own illustration
- Own figure: ²⁰ Author's own illustration based on Kotter, J. P. (2012), p. 73.

4.4 Source Directories

There are different source directories, which should be differentiated from each other as follows:

- Bibliography (e.g. books; essays and articles in specialist journals, magazines and newspapers; contributions in collected works; other sources)
- List of Internet sources
- List of court decisions
- List of administration directives
- List of company-internal documents
- List of interviews (e.g. face-to-face and telephone interviews with experts)

Whereas a bibliography is always essential, the other directories should only be included if required. Directories should be included following the appendix and in the order as given above. General requirements on the bibliography and especially on its structure and

⁴⁶ General rule: graphics/tables must not be copied from the original source and implemented into the academic paper. The author has to create the graphic/table by oneself without any modifications.

design are explained in detail in Stickel-Wolf; Wolf⁴⁷ and Theisen⁴⁸. Apart from that, the below mentioned aspects have to be considered when setting up source directories:

- Include all source entries without any sub-categories, in alphabetical order according to the (first named) author's surname; the author's first name(s) should be indicated by their initials
- All authors (or editors) should be named when quoting a source; in case there is more than one author or editor, the names should be separated by a semicolon
- Collected works (editors' works) should include the editor's name, which should be followed by the abbreviation "ed." in brackets; editors' works should appear only in the bibliography in connection with the quoted contribution⁴⁹
- The last named author or editor has to be followed by the year of publication, written in brackets
- If the author published more than one work in the same year and these are included in the bibliography, they should be differentiated by a lower case following the year of publication; these distinctive lower cases should be identical to those used in the footnotes in the text⁵⁰
- The year of publication (or if applicable the added lower case) has to be followed by a colon (:) that leads to the title of the published work
- For a better readability, all entries (including the colons) up to this point should be written in bold type
- After the complete title and between main title and sub-titles a full stop has to be included; all further information (e.g. edition and place of publication by monographs) should be separated by commas
- Multiple places of publication should be divided by a comma (,). If there are more than three places of publication just the name of the first is mentioned followed by "et al."
- The publishing house and ISBN should not be included in the list of sources
- Each entry in the list of sources has to be followed by a full stop (.)
- **Important:** Sources must not be falsified, i.e. never use English wording for a German source

⁴⁷ Cf. Stickel-Wolf, C.; Wolf, J. (2013), pp. 254-260.

⁴⁸ Cf. Theisen, M. R. (2013), pp. 122-132, 218-228.

⁴⁹ Details can be found in chapter "4.5.1.2 Contributions in Collected Works and Works of Reference" of these guidelines.

⁵⁰ See also chapter "4.2 Usage of Footnotes and Guidelines for Documentation" of these guidelines.

4.5 Details and Examples of Quotations and References

The way of citing sources in terms of scope and order of requested data may vary depending on the type of source. The following paragraphs 4.5.1 to 4.5.5 explain in detail how to cite and give reference depending on the different kinds of sources.

The information given is binding and should be complemented by the two standard works of Stickel-Wolf; Wolf and Theisen. Apart from that, the general usage of the software “Citavi” enables students to do research and documentation of sources and references according to the standard academic guidelines of our study program of Business Administration - International Business at the Baden-Wuerttemberg Cooperative State University Stuttgart.⁵¹ Academic writing will then be much easier, faster, and even safer in terms of correct citation and avoidance of plagiarism. For all academic papers, the citation style “BWL-IB-Style”⁵² should be chosen. It covers all standard cases as explained in these guidelines.

4.5.1 Specialist Literature

The following literary genres and types of specialist literature can be considered:

- (e-)Books (e.g. monographs)
- Dissertations and habilitations
- Scientific series
- Contributions in collected works or reference works
- Articles and essays in specialist journals, magazines and newspapers
- Dictionaries

4.5.1.1 Monographs, Dissertations, Habilitations and Scientific Series

Short documentation in the footnote:

(Cf.) Author(s) surname, initial of first name (year of publication), page(s).

Example:²¹ Cf. Czinkota, M. R.; Ronkainen, I. A. (2013), p. 110.

⁵¹ The software “Citavi” can be used by students free of charge due to the DHBW campus license.

⁵² This output style for the study program BWL-IB is available for download on the web portal of the study program “International Business”: <http://studium.dhbw-stuttgart.de/ib/pruefungsleistungen/projektarbeiten/uebersicht/> or <http://studium.dhbw-stuttgart.de/ib/pruefungsleistungen/bachelorarbeit/>.

Full documentation in the bibliography:

Author(s) surname, initial of first name (or if applicable editor's name) (year): title of the work. If necessary **sub-title**. Where applicable **dissertation, habilitation, scientific series, volume** and **edition**, followed by **place of publication**.

Additionally to that, some further aspects have to be taken into account:⁵³

- In case of:
 - a dissertation or habilitation the abbreviation "Diss." resp. "Habil." has to be included following the title and if applicable the subtitle
 - a dissertation or habilitation that has not been published the name of the university that had accepted the paper should be mentioned
 - the monograph was published within a scientific series⁵⁴ (this is often the case with dissertations), the scientific series and if applicable editor, volume and edition have to be mentioned
- The volume number should only be added if there are multiple volumes; by doing so the abbreviation "vol." should be used
- The number of the edition and if required additional information such as "revised edition" has to be included only if the quotation comes from an edition other than the first
- ebooks have to be quoted based upon their physical (offline) source and not upon the online source (internet source)

Examples:

Kirsch, J.; Müllerschön, B. (2009): Marketing kompakt. 6., überarb. u. erw. Auflage, Sternenfels.

Scharf, A.; Schubert, B. (2001a): Marketing. Einführung in Theorie und Praxis. 3. Auflage, Stuttgart.

Weißbach, R. (2006): Nachfragebündelung als Marketinginstrument. Diss., Business-to-Business-Marketing, Wiesbaden.

4.5.1.2 Contributions in Collected Works and Works of Reference

Short documentation in the footnote:

(Cf.) Author(s) surname, initial of first name (year of publication), page(s) of the contribution.

⁵³ Cf. Stickel-Wolf, C.; Wolf, J. (2013), p. 255-259; see also Theisen, M. R. (2013), pp. 220-224.

⁵⁴ Scientific series are a set of works that are published on a topic in a series of a publishing house.

Example:²² Cf. Hoffmann, F. (1980), col. 1427.

Full documentation in the bibliography:

Surname, initial of first name (year): title or keyword. Where applicable **sub-title**. **In: Surname, initial of first name (ed./eds.): title of the collection.** If necessary **sub-title**. Where applicable **scientific series, volume, edition, place of publication, page(s) or column(s)** of contribution.

Apart from that, some additional notes have to be considered:

- The short documentation of collected works and works of reference⁵⁵ always refers to the author
- Regarding volume and edition, please refer to chapter "4.5.1.1 Monographs, Dissertations, Habilitations and Scientific Series"
- Pages and if applicable, columns of the complete contribution (comprising more than one page) should always be written in the format: "pp. XX-YY" and "col. XX-YY"

Examples:

Hoffmann, F. (1980): Organisation. In: Grochla, E. (ed.): Handwörterbuch der Organisation. 2., überarbeitete Auflage, Stuttgart, col. 1425-1431.

Wall, E. A.; Berry, L. L. (2001): Designing the Service Factory for Customers and Employees. In: Bruhn, M.; Stauss, B. (eds.): Dienstleistungsmanagement Jahrbuch 2001. Interaktionen im Dienstleistungsbereich. Wiesbaden, pp. 521-531.

4.5.1.3 Articles and Essays in Specialist Journals and Magazines

Short documentation in the footnote:

(Cf.) Author(s) surname, initial of first name (year of publication), page(s) of article or essay.

Example:²³ Cf. Homburg, C. (1991), pp. 137-144.

Full documentation in the bibliography:

Surname, initial of first name (year): essay title. If applicable **sub-title**. **Title of journal or magazine, volume, journal or magazine number, page(s)** of article or essay.

⁵⁵ Collected works and works of reference are works with contributions of several authors.

Please note:

- The title of a journal or magazine⁵⁶ should be mentioned without the word “in:” (requested for German-language quotations); generally the title is underlined or written in italics (the consistent use of a format is compulsory)⁵⁷
- Journal or magazine number should be indicated by “no. xx”
- Special issues are numbered consecutively within one year and would replace the journal or magazine number but not the volume; the latter refers to the year of publication
- Journals have to be quoted based upon their physical (offline) source and not upon the online source (internet source)
- The above mentioned documentation guidelines should be complemented by additional information presented in both standard works⁵⁸

Examples:

Homburg, C. (1991): Cross-Validation and Information Criteria in Causal Modeling. Journal of Marketing Research, vol. 28, no. 2, pp. 137-144.

Eichhorn, S. (1991a): Krankenhausmanagement. Führungsaufgaben und Leitungsorganisation. führen & wirtschaften, Jg. 8, Nr. 4, pp. 244-250.

Eichhorn, S. (1991b): Krankenhausmanagement. Gegenwärtige Situation und Perspektiven. Die Betriebswirtschaft, Jg. 51, Nr. 4, pp. 455-465.

Schäffer, U.; Weber, J. (2015): Budgetierung und Planung. Auf ein Neues! Controlling and Management Review, Sonderausgabe 1-2015, pp. 76-81.

4.5.1.4 Newspaper Articles

Short documentation in the footnote:

(Cf.) Author(s) surname, initial of first name (year of publication), page(s).

Example:²⁴ Cf. Darendorf, R. (1975), p. 9.

Full documentation in the bibliography:

Surname, initial of first name (year): headline/title of the article. Where applicable **sub-title. Name of newspaper, issue number of day month year, page(s).**

⁵⁶ For a list of journals and magazines, please refer to Appendix 4 of these guidelines.

⁵⁷ Cf. Brink, A. (2013b), p. 8.

⁵⁸ Cf. Stichel-Wolf, C.; Wolf, J. (2013), p. 255, pp. 258-259; see also Theisen, M. R. (2013), pp. 226-228.

Additionally to that, please consider the below-mentioned aspects:

- The name of the newspaper should be mentioned without the word “in:”
- The date of publication of the particular edition should always be complete (DD/MM/YYYY); the month may be written as a number or given in full (the consistent use of a format is compulsory)

Examples:

Dahrendorf, R. (1975): Sollen die Briten von uns lernen? Die Zeit, Nr. 39 of September 19, 1975, p. 9.

Anon (1991): Bergleute bangen um ihre Arbeit. Badische Zeitung, Nr. 136 of June 15, 1991, p. 10.

4.5.1.5 Dictionaries

Short documentation in the footnote:

(Cf.) Name of dictionary (year of publication), s.v. keyword.

Example:²⁵ Cf. Gabler Wirtschaftslexikon (2009), s.v. Marketing.

Full documentation in the bibliography:

Name of Dictionary (year of publication): s.v. keyword, edition, place of publication.

Example: Gabler Wirtschaftslexikon (2009): s.v. Marketing, 17. Auflage, München.

4.5.1.6 Other Sources

The above mentioned citation and documentation guidelines apply accordingly for publicly available documents⁵⁹ assigned to other sources.

Examples for documentation in the bibliography:

Scharf, A.; Schubert, B.; Volkmer, H.-P. (1996): Conjointanalyse und Multimedia. Überprüfung von Produktkonzepten für neue Nahrungs- und Genussmittel mittels multimedialer adaptiver Conjointanalyse. Beiträge zur Marketingwissenschaft, Arbeitspapier Nr. 3, Institut für Marketing und Handel, Georg-August-Universität Göttingen, Göttingen.

Dr. Ing. h.c. F. Porsche AG (2015): Geschäftsbericht 2014, <http://www.porsche.com/germany/aboutporsche/overview/dataandfacts/> (status as of August 13, 2015).⁶⁰

⁵⁹ Examples are business reports, work reports and research papers. Handouts from lectures, however, do not belong to the category of scientific work and should not be quoted or listed in the directory of other sources.

⁶⁰ For citation rules see chapter “4.5.2 Publications on the Internet” of these guidelines.

Anon (2001): Wirtschaftliche Entwicklungen im Euro-Währungsgebiet. In: Europäische Zentralbank (ed.): Monatsbericht Juni 2001, pp. 9-73.

4.5.2 Publications on the Internet

Short documentation in the footnote:

(Cf.) Author(s) surname, initial of first name (year of publication), domain (status as of date of retrieving).

Examples:

²⁶ Cf. Anon (publication date unknown), <http://www.dhbw-stuttgart.de> (status as of July 28, 2015).

²⁷ Cf. Anon (2011), <http://www.dhbw-stuttgart.de> (status as of July 28, 2015).

Full documentation in the list of Internet sources:

Surname, initial of first name (year): headline/title of Internet page/-source, complete URL (status as of date of retrieving).

Examples:

Anon (publication date unknown): Profil, <http://www.dhbw-stuttgart.de/themen/bachelor/fakultaet-wirtschaft/bwl-international-business/profil/> (status as of July 28, 2015).

Anon (2011): Rahmenstudienplan, http://www.dhbw-stuttgart.de/fileadmin/dateien/International_Business/Rahmenstudienplan_IB.pdf (status as of July 28, 2015).

Please note:

- **Important:** in any circumstance, books and journals should be quoted based upon their physical (offline) source and not upon the online source (internet source)
- Author and date of publication are often found at the end of a website
- Academic essays and articles published online are labelled with a so-called DOI-number (Digital Object Identifier) that can be mentioned instead of the URL; additionally to that the date of publication or web version (alternatively: web version number) and date of retrieving has to be indicated⁶¹
- Further notes on publications from the Internet can be found in Brink⁶² and both standard works⁶³
- For quotations from intranet pages please refer to chapter “4.5.4 Company-internal Sources” of these guidelines.

⁶¹ Cf. Theisen, M. R. (2013), pp. 231-232.

⁶² Cf. Brink, A. (2013a), pp. 123-126.

⁶³ Cf. Stickel-Wolf, C.; Wolf, J. (2013), pp. 256-257; see also Theisen, M. R. (2013), pp. 228-234.

Examples for documentation of online sources with DOI-number:

²⁸ Cf. Müller, A.-L.; Pflieger, R. (2014), <http://link.springer.com> (status as of August 12, 2015).

²⁹ Cf. Müller, A.-L.; Pflieger, R. (2014), <http://dx.doi.org> (status as of August 12, 2015).

Müller, A.-L.; Pflieger, R. (2014): Business transformation towards sustainability (19/07/2014), <http://link.springer.com/article/10.1007/s40685-014-0011-y/fulltext.html> (status as of August 12, 2015).

Müller, A.-L.; Pflieger, R. (2014): Business transformation towards sustainability (19/07/2014), <http://dx.doi.org/10.1007/s40685-014-0011-y> (status as of August 12, 2015).

4.5.3 Jurisdiction, Standards and Collective Labour Agreements

For quotation and documentation of sources based upon jurisdiction, ISO or DIN standards and collective labour agreements, the following guidelines have to be considered:⁶⁴

- Wording of laws, ISO/DIN standards or collective labour agreements:
 - For a better understanding, wording of laws/articles should be quoted within the text and only exceptionally included in brackets; in case of indirect citations, the abbreviation “cf.” is replaced by “see”
 - Documentation only in footnotes or in brackets within the text but not in any source directory
 - If necessary: version or year should be added, otherwise the relevant version at the time of development of the paper is assumed
 - **Example:**³⁰ See § 433 BGB.
- Legal commentaries:
 - Quoted indirectly in the same way as books and other papers
 - If published as loose-leaf collection, they are listed as collected works in the bibliography including status of quoted collection resp. reference number of delivery
- Court decisions (court rulings and court orders) and administration directives:
 - Particular full documentation in both footnotes and list of sources
 - Included in a list of court decisions resp. administration directives
 - Information in footnote and source directory:

Court and kind of decision from day/month/year, number of decision and/or reference number, title and year of publication, page(s).
 - **Example court ruling:**

Supreme tax court ruling from 17/10/2001, VII R 34/86, BStBl. 2001 II, p. 123.

⁶⁴ Cf. Theisen, M. R. (2013), pp. 181-185, 225-226, 234-235.

- **Example for administration directives:**

Minister of Finance: communication from 11/07/1974, IV C I – p. 1340-32/74, BStBl. 1974 I, pp. 442-492.

4.5.4 Company-internal Sources

For documentation of company-internal sources, please consider the below-mentioned aspects:

- In general: sources that cannot be made available to the reader must not be quoted
- Quoted sources have to be included in a list of company-internal documents, which can be divided into in-house bibliography and a list of intranet sources if required
- Reference in both footnote and list of references must include a note of accessibility to non-publicly available information, e.g. if the reader can find the source in the appendix or within the zip-file on Moodle; the source has to have the same designation in both list of references and in the appendix or as the electronic file
- **Important:** As a general rule, the internal source and not the appendix or the electronic file itself has to be quoted
- Industrial protection symbols and copyright notices (e.g. ®, ©) have to be quoted.⁶⁵

Short documentation in the footnote:

(Cf.) Author(s) surname, initial of first name (year internal, Appendix or Moodle file), page(s).

(Cf.) Author(s) surname, initial of first name (year internal, Appendix or Moodle file), domain (status as of date of retrieving).

Examples:

³¹ Cf. Gawantka, A. (2011 internal, Appendix), p. 15.

³² Cf. Anon (2011 internal, Moodle file), <https://intranet.ger.siemens.de> (status as of July 21, 2011).

Full documentation in the in-house bibliography:

Author(s) surname, initial of first name (or if applicable editor's name) (year internal, Appendix or electronic file): title of the work. If necessary **sub-title**. Where applicable **dissertation, habilitation, scientific series, volume and edition**, followed by **place of publication**.

⁶⁵ Cf. Theisen, M. R. (2013), p. 237.

Example: In-house bibliography

Gawantka, A. (2011 internal, Appendix): B-to-B-Marketing, Cologne.

Full documentation in the list of intranet sources:

Surname, initial of first name (year internal, Appendix or Moodle file): headline/title of Intranet page/-source, complete URL (status as of date of retrieving).

Example: List of intranet sources

Anon (2011 internal, Moodle file): Duale Ausbildung bei Siemens, https://intranet.ger.siemens.de/komplette_Seite_angeben.pdf (status as of July 21, 2011).

4.5.5 Interviews with Experts

Short documentation in the footnote:

(Cf.) Surname, initial of first name (year, Appendix or Moodle file), face-to-face / telephone interview, date of meeting, if applicable line(s) of transliteration.

Example:

³³ Cf. Meixner, B. (2003, Moodle file), face-to-face interview, August 20, 2003, ll. 20-22.

Full documentation in the list of interviews:

Surname (of the interlocutor), initial of first name (year, Appendix or Moodle file): position, company name incl. legal form of the company, place of the headquarters, face-to-face/telephone interview, date and if applicable place of meeting.

Examples:

Meixner, B. (2003, Moodle file): Head of Marketing International, H. Bahlsens Keksfabrik KG, Hannover, face-to-face interview on August 20, 2003 in Stuttgart.

Please note:

- Interviews with experts have to be recorded in writing and made available to the reader in the same way as those mentioned in chapter “4.5.4 Company-internal Sources“
- Reference in both footnote and list of references must include a note of accessibility to non-publicly available information, e.g. if the reader can find the source in the appendix or within the zip-file on Moodle; the source has to have the same designation in both list of references and in the appendix or as the electronic file
- A list of interviews has to be set up for the inclusion of talks with subject-specific specialists. It should be added at the end of the list of sources

- In case the interviewed person (or company) wants to remain anonymous the interviewee (resp. the company) will be quoted as “Interlocutor 1”, “Interlocutor 2”, etc. (or “Company 1”, “Company 2”, etc.)

Appendices

List of Appendices

Appendix number	name	page
1	Template for the contents and layout of the title page of academic papers	32
2	Example of the decimal numbering system	33
3	Template for the Statutory Declaration	34
4	Selection of specialist journals and magazines	35

Appendix 1: Template for the contents and layout of the title page of academic papers

Subject

BACHELOR THESIS or PROJECT THESIS or SEMINAR PAPER

submitted on

DHBW Stuttgart
Business Administration

International Business

course name: e.g. WIB 13 A

semester: x. semester

by

candidate's first and last name

Partner company: *(has to be mentioned; company stamp just optional)*

Supervisor at the partner company: *(has to be mentioned; signature just optional)*

Supervising lecturer: *(has to be mentioned; signature just optional)*

Appendix 2: Example of the decimal numbering system**Table of Contents**

Non-disclosure note (<i>where applicable</i>).....	II
Table of contents.....	III
List of abbreviations (<i>where applicable</i>).....	IV
List of figures and tables (<i>where applicable</i>).....	V
1. Introduction.....	1
2. Part one.....	3
2.1 Chapter one.....	3
2.1.1 Section one.....	3
2.1.2 Section two.....	4
2.2 Chapter two.....	5
2.2.1 Section one.....	5
2.2.1.1 Paragraph one.....	6
2.2.1.2 Paragraph two.....	7
2.2.1.3 Paragraph three.....	8
2.2.2 Section two.....	9
2.2.2.1 Paragraph one.....	9
2.2.2.2 Paragraph two.....	10
.....	
3. Part two (<i>where applicable</i>).....	32
3.1 Chapter one.....	32
3.2 Chapter two.....	34
.....	
4. Conclusion.....	40
Appendix.....	41
References.....	48

Appendix 3: Template for the Statutory Declaration

Statutory Declaration

"I hereby affirm,

1. that I personally wrote the bachelor thesis (or project thesis or seminar paper) without any help from a third party;
2. that I have clearly indicated the thoughts of other authors and literary quotes adopted directly or indirectly from other sources at the appropriate places within the document;
3. that I or anyone else have not submitted my bachelor thesis (or project thesis or seminar paper) nor any parts thereof for any other examinations.

I am aware that a false declaration will entail legal consequences."

(place, date)

(signature)

Appendix 4: Selection of specialist journals and magazines

Below is an extract of distinguished, leading academic journals in the field of general business management and marketing based upon the latest ranking of the VHB-JOURQUAL3⁶⁶.

A+ and A journals of general business management:⁶⁷:

- American Economic Review
- Econometrica
- Academy of Management Journal (AMJ)
- Journal of Political Economy
- Administrative Science Quarterly (ASQ)
- Academy of Management Review (AMR)
- Management Science
- Strategic Management Journal (SMJ)
- The RAND Journal of Economics
- Journal of Industrial Economics

A+ and A journals of marketing:⁶⁸

- Journal of Marketing Research
- Journal of Marketing
- Journal of Consumer Research
- Marketing Science
- International Journal of Research in Marketing
- Journal of the Academy of Marketing Science
- Journal of Retailing
- Journal of Service Research – JSR
- Journal of Product Innovation Management (JPIM)
- Journal of Consumer Psychology

⁶⁶ VHB-JOURQUAL3 is a ranking of relevant academic business-management journals set up by the German Association "Verband der Hochschullehrer für Betriebswirtschaft e.V."

⁶⁷ Cf. Verband der Hochschullehrer für Betriebswirtschaft e.V. (publication date unknown a), <http://vhbonline.org> (status as of September 1, 2015).

⁶⁸ Cf. Verband der Hochschullehrer für Betriebswirtschaft e.V. (publication date unknown b), <http://vhbonline.org> (status as of September 1, 2015).

Bibliography

Brink, A. (2013a): Anfertigung Wissenschaftlicher Arbeiten: Ein Prozessorientierter Leitfaden zur Erstellung von Bachelor-, Master- und Diplomarbeiten. 5., aktualisierte und erweiterte Auflage, Wiesbaden.

Brink, A. (2013b): Anfertigung Wissenschaftlicher Arbeiten: Ein Prozessorientierter Leitfaden zur Erstellung von Bachelor-, Master- und Diplomarbeiten. Anfertigung wissenschaftlicher Arbeiten in Englisch. 5., aktualisierte und erweiterte Auflage, Wiesbaden.

Stickel-Wolf, C.; Wolf, J. (2013): Wissenschaftliches Arbeiten und Lerntechniken. Erfolgreich studieren – gewusst wie! 7. Auflage, Wiesbaden.

Theisen, M. R. (2013): Wissenschaftliches Arbeiten. Erfolgreich bei Bachelor- und Masterarbeit. 16., vollständig überarbeitete Auflage, München.

List of Internet Sources

Anon (publication date unknown a): Anmeldung und Formular Bachelorarbeit, <http://studium.dhbw-stuttgart.de/ib/pruefungsleistungen/bachelorarbeit/anmeldung/> (status as of September 2, 2015).

Anon (publication date unknown b): Bachelorarbeit Übersicht, <http://studium.dhbw-stuttgart.de/ib/pruefungsleistungen/bachelorarbeit/uebersicht/> (status as of July 3, 2015).

Anon (publication date unknown c): Wichtige Informationen zur Bachelorarbeit, <http://studium.dhbw-stuttgart.de/ib/pruefungsleistungen/bachelorarbeit/wichtige-informationen/> (status as of July 3, 2015).

Anon (publication date unknown d): Anmeldung und Formular Projektarbeiten, <http://studium.dhbw-stuttgart.de/ib/pruefungsleistungen/projektarbeiten/anmeldung/> (status as of August 20, 2015).

Anon (publication date unknown e): Projektarbeiten Übersicht, <http://studium.dhbw-stuttgart.de/ib/pruefungsleistungen/projektarbeiten/uebersicht/> (status as of July 3, 2015).

Anon (publication date unknown f): Wichtige Informationen zu den Projektarbeiten, <http://studium.dhbw-stuttgart.de/ib/pruefungsleistungen/projektarbeiten/wichtige-informationen/> (status as of July 3, 2015).

Verband der Hochschullehrer für Betriebswirtschaft e.V. (publication date unknown a): Teilrating Allgemeine Betriebswirtschaftslehre, <http://vhbonline.org/service/jourqual/vhb-jourqual-3/teilrating-abwl/> (status as of September 1, 2015).

Verband der Hochschullehrer für Betriebswirtschaft e.V. (publication date unknown b): Teilrating Marketing, <http://vhbonline.org/service/jourqual/vhb-jourqual-3/teilrating-mark/> (status as of September 1, 2015).

Further Recommended Academic Literature

Kornmeier, M. (2014): Wissenschaftlich schreiben nach dem Gugelhupf-Prinzip. Stuttgart.

Special notes on Seminar Papers written in German

In case seminar papers are written in German the following aspects have to be considered in terms of quotation and documentation of sources:

- For applicable abbreviations please refer to the List of Abbreviations
- Highlighting any particular part of the text, this should be marked by adding the wording: "(Hervorhebung durch Verf.)"
- Own translations have to be marked by: "(Übersetzung des Verf.)"
- Stating page numbers, column numbers or lines it is necessary to indicate whether the quotation is taken e.g. from one page only or whether it continues over the following page(s)

Examples:

- ³⁴ Vgl. Theisen, M. R. (2013), S. 169.
- ³⁵ Vgl. Stickel-Wolf, C.; Wolf, J. (2013), S. 230-232.
- German language quotations from specialist journals and magazines as well as from newspaper articles do request the introductory word "in:" before the title is mentioned
- Internet sources should be cited as follows:

- Short documentation in the footnote:

(Vgl.) **Nachname, V.orname (Jahr), Domain (Stand: Datum des Abrufs).**

Example:

³⁶ Vgl. o.V. (2011), <http://www.dhbw-stuttgart.de> (Stand: 28.07.2015)

- Full documentation in the list of internet sources:

Nachname, V.orname (Jahr): Titel/Thema der Internet-Seite/-Quelle, **komplette URL (Stand: Datum des Abrufs), ggf. Seite(n).**

Example:

O.V. (2011): Rahmenstudienplan, http://www.dhbw-stuttgart.de/fileadmin/dateien/International_Business/Rahmenstudienplan_IB.pdf (Stand: 28.07.2015).

- Company-internal sources do require the additional note "intern" after the year of publication
- Sources for graphics and tables should include the following notes illustrated in the

Example:

Abb. 14: Der Zusammenhang zwischen Vision, Strategien, Plänen und Budgets³⁷
(Übersetzung des Verf.)

- Unmodified: ³⁷ Enthalten in: Kotter, J. P. (2012), p. 73.
- Modified: ³⁷ In Anlehnung an: Kotter, J. P. (2012), p. 73.
- Own figure: ³⁷ Eigene Darstellung
- Own figure: ³⁷ Eigene Darstellung basierend auf Kotter, J. P. (2012), p. 73.