


WELCOME TO THE MOST ADVANCED SEPTA YET.

Riding our Regional Rail Lines just got more comfortable. And better looking. Introducing the all new Silverliner V, now riding all lines. Designed with a smoother ride and revved up performance.

SEPTA Regional Rail takes you to great destinations throughout southeastern Pennsylvania, while maximizing your miles per dollar and leaving a smaller carbon footprint. Riding the rails is a great time to kick back and relax. In fact, last year over 35 million riders did just that.

Interested in seeing what the future of SEPTA has in store for you? Test ride the all new Silverliner V today at a station near you.



THE 2012 SEPTA
SILVERLINER V BOASTS
A LARGER CABIN,
WIDER SEATS, AND
BIGGER WINDOWS
TO TAKE IN THE
AMAZING VIEWS.

(Although you might spend more time
checking out the views inside than out.)



CONVENIENT EXITS

More doors provide faster loading and unloading of passengers.
Because once you've arrived at your stop, nothing should stop you.

Local assembly and many
locally-made parts.

SPECIFICATIONS

- Speed: Up to 100 m.p.h.
- Length: 85 feet
- Seating: 109

DESTINATION SIGNS

PERFORMANCE SUSPENSION


Technological advancements mean a smoother ride
keeping your morning coffee where it belongs. In your cup.

WHEELCHAIR ACCESSIBLE

With wider aisles and floor-level doorway boarding,
each car accommodates two wheelchair riders.

EXTERNAL PASSENGER ADDRESS SYSTEM


GPS directed.



BIGGER WINDOWS

Larger windows provide more light for a more comfortable environment. Just like that, your commute is looking brighter.

Silverliner V is unlike any SEPTA train you've ever known. It's all new. All better. Take it for a test ride today and discover why your commute will never be the same.



SAFETY & SECURITY


- Video Security System
- Passenger Assistance Intercom
- Built to demanding structural standards

BICYCLES ABOARD

Two bikes fit on each car (wheelchairs have priority).

GREEN BRAKING

During braking, the AC drive motors create their own electricity to feed the onboard lighting, heating/cooling and other auxiliary equipment. What is not used is fed back in the overhead electrical system for other trains to use. Another benefit? These high-efficiency brakes stop you sooner.



SLEEKER LINES. BOLDER STYLE.

Silverliner V is a natural beauty. Innovation has never looked this good.



SEPTA

SEPTA

THE 2012 SEPTA SILVERLINER V.



Automatic temperature control ensures maximum comfort, and a better sound system delivers loud and clear announcements.



Getting on and off your SEPTA train has never been so easy. We're taking the hassle out of your commute, one ride at a time.