

1992 NCAA CHAMPIONS



HISTORY

PEPPERDINE HISTORY

Beginning its 69th season of intercollegiate play, the Pepperdine baseball program has long been known as one of the nation's finest.

Since fielding its initial team at the old campus in South-Central Los Angeles back in 1939, Pepperdine has established a baseball tradition that is rich in history. Pepperdine has compiled a cumulative record of 1,786-1,244-22 (.589) and has won 17 West Coast Conference championships. Additionally, the Waves have appeared in postseason play 27 times, including 24 appearances in the NCAA Tournament.

The Pepperdine baseball program reached the pinnacle in June 1992 as the Waves captured the College World Series title for the first time in school history. Pepperdine defeated local rival Cal State Fullerton in the championship game by a final score of 3-2 in front of 17,000 fans at Rosenblatt Stadium in Omaha, Neb.

Former Pepperdine players who have enjoyed successful professional careers include Bill Bathe, Ryan Christianson, Mike Feters, Gail Hopkins, Chad Krueger, Mark Lee, Keith McDonald, Rob Picciolo, Mike Scott (the 1996 National League Cy Young Award winner) and Andy Stankiewicz. Former Pepperdine players on 2008 Major League rosters include Dan Haren (Arizona Diamondbacks), Noah Lowry (San Francisco Giants), David Newhan (Houston Astros), Randy Wolf (San Diego Padres) and Matt Wise (New York Mets).

Pepperdine became an established collegiate baseball power in the 1950s under the guidance of head coach John Scolinos. The Waves advanced to the District 8 Playoffs in 1955, 1957 and 1960. The 1957 team was within one game of a College World Series berth before losing to eventual national champion California in Berkeley.

In the mid-1970s, Pepperdine won three consecutive WCC titles under the guidance of Wayne Wright, who later served as the University's Director of Athletics. The team competed in the District 8 Playoffs in 1974, 1975 and 1976.

Pepperdine advanced to the College World Series for the first time in 1979 under then-first-year head coach Dave Gorrie. After finishing second in the rugged Southern California Baseball Association, Pepperdine won the Mid-East Regional in East Lansing, Mich., defeating San Diego State in the title game by a final score of 13-2.

The Waves lost their opening game at the 1979 College World Series to Arkansas by a final score of 5-4, but rebounded to defeat Miami (9-4), Mississippi State (5-4) and Texas (6-4) before being eliminated by SCBA rival Cal State Fullerton by a final count of 8-5. Pepperdine finished third at the eight-team event and compiled a school-record total of 53 victories.

Pepperdine's success continued during the 1980s, as the team advanced to the NCAA Tournament in 1982, 1985, 1986, 1987, 1988 and 1989. The 1982, 1985, 1986 and 1988 teams advanced to their respective regional championship rounds only to be eliminated. The 1987 team established a school record by winning 21 consecutive games and was ranked as high as #2 in the national polls.

The WCC was reinstated for baseball prior to the 1984 campaign, and Pepperdine has been the league's dominant program, winning or sharing 14 of the 24 championships to date.

Pepperdine shook off years of frustration in 1992 as the team defeated Hawaii by a final score of 9-0 to win the NCAA West Regional at Tucson, Ariz. The Waves quickly became the crowd favorite at the 1992 College World Series, posting shutout wins over Wichita State (6-0) and Texas (7-0). After recording a dramatic come-from-behind 5-4 win over Texas, Pepperdine edged Cal State Fullerton, 3-2, in the first-ever NCAA championship game to feature two teams from the same state.

Pepperdine continued its success in the 1990s and compiled a 381-189-3 (.668) record during the decade. The winning percentage of .668 ranked 18th nationally among the winningest teams of the decade. The Waves capped off the decade by posting a 46-16 overall record and advancing to the championship game of the 1999 Los Angeles Regional at USC. Pepperdine finished the year with a Top 20 ranking and was ranked as high as #3 during the season.

The 2006 season marked a first in program history as Pepperdine was selected as a regional site and hosted its first-ever NCAA Regional. The Waves were seeded #1 in the regional and registered wins over Missouri and UCLA before eventually falling to the Tigers in the championship game.

Pepperdine made it 30 consecutive 30-win seasons in 2007 after registering a 35-22 overall record, and advanced to the NCAA Tournament for the fifth straight season.

1 College World Series Title
1992

2 College World Series Appearances
1979, 1992

24 NCAA Championship Berths
1955, 1957, 1960, 1974, 1975, 1976, 1979, 1982, 1985, 1986, 1987, 1988, 1989, 1991, 1992, 1993, 1995, 1999, 2001, 2003, 2004, 2005, 2006, 2007

17 West Coast Conference Titles
1974, 1975, 1976, 1984, 1985, 1986, 1987, 1988, 1989, 1991, 1992, 1993, 1995, 2001, 2004, 2005, 2006

30 Major League Baseball Players
Patrick Ahearn, Bill Bathe, Ryan Christenson, Paul Faries, Mike Feters, Danny Garcia, Mike Gates, Dan Haren, Gail Hopkins, Matt Howard, Chad Kreuter, Jalal Leach, Mark Lee, Noah Lowry, David Matranga, Keith McDonald, Steve Montgomery, David Newhan, Will Ohman, Rob Picciolo, Ryan Radmanovich, Steve Rodriguez, Dane Sardinha, Mike Scott, Doug Simons, Andy Stankiewicz, Jason Thompson, Derek Wallces, Matt Wise, Randy Wolf




1992 NCAA CHAMPIONS

YEARLY RESULTS

YEAR	COACH	OVERALL				CONFERENCE				FINISH	POSTSEASON
		W	L	T	PCT	W	L	T	PCT		
1939	Wade Ruby	8	10		.444	—	—		—	—	—
1940	Benny Lefebvre	5	9		.357	—	—		—	—	—
1941	Benny Lefebvre	5	9		.357	—	—		—	—	—
1942	Maurice Ruby	4	8		.333	—	—		—	—	—
1943	no team										
1944	Shan Denniston	2	10		.167	—	—		—	—	—
1945	Clarence Shaffer	9	4		.692	—	—		—	—	—
1946	John Scolinos	17	8		.680	—	—		—	—	—
1947	John Scolinos	18	16		.529	—	—		—	—	—
1948	John Scolinos	17	14		.548	—	—		—	—	—
1949	John Scolinos	12	9		.571	—	—		—	—	—
1950	John Scolinos	22	18		.550	—	—		—	—	—
1951	John Scolinos	23	15		.605	—	—		—	—	—
1952	John Scolinos	11	15		.433	—	—		—	—	—
1953	John Scolinos	15	16		.484	—	—		—	—	—
1954	John Scolinos	17	10		.630	—	—		—	—	—
1955	John Scolinos	19	12		.613	—	—		—	—	NCAA District Playoffs
1956	John Scolinos	15	23		.395	—	—		—	—	—
1957	John Scolinos	19	14		.576	—	—		—	—	NCAA District Playoffs
1958	John Scolinos	16	17		.485	—	—		—	—	—
1959	John Scolinos	13	20		.394	—	—		—	—	—
1960	John Scolinos	29	12		.707	—	—		—	—	NCAA District Playoffs
1961	Walter Glass	12	19		.387	—	—		—	—	—
1962	Benny Lefebvre	17	15		.531	—	—		—	—	NCAA College Division Playoffs
1963	Gary Marks	26	8		.765	—	—		—	—	NCAA College Division Playoffs
1964	Gary Marks	11	25		.306	—	—		—	—	—
1965	Gary Marks	17	17		.500	—	—		—	—	NCAA College Division Playoffs
1966	Gary Marks	12	25		.324	—	—		—	—	—
1967	Gary Marks	9	21		.300	—	—		—	—	—
1968	Gail Hopkins	9	28		.243	6	14		.300	7th WCC	—
1969	Wayne Wright	9	31	2	.238	3	17		.150	T-7th WCC	—
1970	Wayne Wright	20	22		.476	9	12		.429	5th WCC	—
1971	Wayne Wright	20	24		.455	8	13		.381	6th WCC	—
1972	Wayne Wright	24	17		.585	11	7		.611	2nd WCC	—
1973	Wayne Wright	17	28		.378	7	11		.389	5th WCC	—
1974	Wayne Wright	38	12		.760	15	3		.833	1st WCC	NCAA District Playoffs
1975	Wayne Wright	37	13		.740	14	2		.875	1st WCC	NCAA Regional
1976	Wayne Wright	29	19	1	.602	16	2		.889	1st WCC	NCAA Regional
1977	Bob Zuber	23	27	2	.462	12	11		.522	4th SCBA	—
1978	Bob Zuber	36	18	2	.649	20	8		.714	2nd SCBA	—
1979	Dave Gorrie	53	18		.757	19	9		.679	2nd SCBA	NCAA College World Series
1980	Dave Gorrie	30	25	2	.544	17	11		.607	3rd SCBA	—
1981	Dave Gorrie	31	25		.553	14	14		.500	5th SCBA	—
1982	Dave Gorrie	46	21	1	.684	21	7		.750	2nd SCBA	NCAA Regional
1983	Dave Gorrie	33	20	1	.620	15	13		.536	5th SCBA	—
1984	Dave Gorrie	41	21		.661	16	12		.571	T-4th SCBA/1st WCC	—
1985	Dave Gorrie	52	15	1	.772	20	4		.833	1st WCC	NCAA Regional
1986	Dave Gorrie	38	21	2	.639	19	5		.792	T-1st WCC	NCAA Regional
1987	Dave Gorrie	48	12	3	.786	22	2		.917	1st WCC	NCAA Regional
1988	Dave Gorrie	37	24	1	.605	19	4	1	.813	1st WCC	NCAA Regional
1989	Andy Lopez	41	19	1	.680	20	4		.833	1st WCC	NCAA Regional
1990	Andy Lopez	37	23		.617	24	12		.667	2nd WCC	—
1991	Andy Lopez	41	17	1	.703	25	10		.714	1st WCC	NCAA Regional
1992	Andy Lopez	48	11	1	.808	23	4		.852	1st WCC	NCAA CHAMPIONS
1993	Andy Lopez	41	17		.707	24	6		.800	1st WCC	NCAA Regional
1994	Andy Lopez	33	20		.623	20	10		.667	2nd WCC	—
1995	Pat Harrison	36	19	1	.652	23	3	1	.870	1st WCC	NCAA Regional
1996	Pat Harrison	33	19		.635	19	6		.760	2nd WCC	—
1997	Frank Sanchez	34	25		.576	20	8		.714	2nd WCC	—
1998	Frank Sanchez	32	22		.592	21	9		.700	2nd WCC	—
1999	Frank Sanchez	46	16		.742	21	9		.700	2nd WCC	NCAA Regional
2000	Frank Sanchez	36	23		.610	22	8		.733	2nd WCC	—
2001	Frank Sanchez	42	18		.700	25	5		.833	1st WCC	NCAA Regional
2002	Frank Sanchez	31	32		.492	18	12		.600	2nd WCC	—
2003	Frank Sanchez	36	25		.590	23	7		.767	2nd WCC	NCAA Regional
2004	Steve Rodriguez	30	32		.484	19	11		.633	1st WCC	NCAA Regional
2005	Steve Rodriguez	41	23		.641	21	9		.700	1st WCC	NCAA Regional
2006	Steve Rodriguez	42	21		.667	15	6		.714	T-1st WCC	NCAA Regional
2007	Steve Rodriguez	35	22		.614	14	7		.667	3rd WCC	NCAA Regional
Totals	68 seasons	1,786	1,244	22	.589	700	327	2	.681		

ALL-TIME COACHING RECORDS

YEAR(S)	HEAD COACH (SEASONS)	W	L	T	PCT.
1979-88	Dave Gorrie (10)	409	202	11	.666
1946-60	John Scolinos (15)	263	219		.546
1997-03	Frank Sanchez (7)	257	161		.615
1989-94	Andy Lopez (6)	241	107	3	.691
1969-76	Wayne Wright (8)	195	166	3	.540
2004-Present	Steve Rodriguez (4)	148	98		.602
1963-67	Gary Marks (5)	75	96		.439
1995-96	Pat Harrison (2)	69	38	1	.644
1977	Bob Zuber (2)	59	45	4	.565
1940-41, '62	Benny Lefebvre (3)	27	33		.450
1961	Walter Glass (1)	12	19		.387
1945	Clarence Shaffer (1)	9	4		.692
1968	Gail Hopkins (1)	9	28		.243
1939	Wade Ruby (1)	8	10		.444
1942	Maurice Ruby (1)	4	8		.333
1944	Shan Denniston (1)	2	10		.167
TOTAL	16 Coaches (68 Seasons)	1,786	1,244	22	.589



GARY MARKS



GAIL HOPKINS



DAVE GORRIE




PAT HARRISON




ANDY LOPEZ



FRANK SANCHEZ



WAYNE WRIGHT



BOB ZUBER

RECORD VS. OPPONENTS

Arizona..... 10-33-1	Hartford..... 2-0	Occidental..... 5-1	UC Davis..... 3-0
Arizona State..... 9-12-1	Harvard..... 1-0	Oklahoma..... 1-0	UC Irvine..... 37-25-2
Arkansas..... 0-1	Hawaii..... 2-8	Oklahoma State..... 3-2	UCLA..... 35-49-3
Auburn..... 1-0	Hawaii-Hilo..... 4-5	Oral Roberts..... 1-1	UC Riverside..... 10-3
Azusa Pacific..... 15-14	Houston..... 2-2	Oregon State..... 7-3	UC San Diego..... 2-0
			UC Santa Barbara..... 66-45-3
Biola..... 6-0	Kansas State..... 0-1	Pacific..... 10-6	UNLV..... 17-17
Brigham Young..... 13-6	Kentucky..... 1-1	Pasadena City College..... 10-2	USC..... 36-71-1
		Portland..... 50-7	U.S. International..... 25-3
California..... 20-21	La Verne..... 8-1	Redlands..... 5-0	Utah..... 2-0
California Baptist..... 6-2	Lewis-Clark State..... 1-1	Rhode Island..... 1-0	Utah State..... 1-0
California Lutheran..... 23-8	Long Beach State..... 57-55-2		
Cal Poly Pomona..... 34-31-1	Louisville..... 1-0	St. John's..... 2-1	Virginia Commonwealth..... 1-0
Cal Poly San Luis Obispo..... 18-9	Loyola Marymount..... 131-68	Saint Mary's..... 114-23	Washington..... 2-0
Cal State Dominguez Hills..... 35-12-2	Lubbock Christian..... 1-1	Sacramento State..... 5-7	Washington State..... 5-4
Cal State Fullerton..... 44-58		San Diego..... 116-56	Western Carolina..... 1-0
Cal State Hayward..... 2-0-2	Miami..... 1-0	San Diego State..... 25-29	Westmont..... 37-9
Cal State Los Angeles..... 56-30	Michigan..... 4-1	San Francisco..... 102-36	Whittier..... 22-6
Cal State Northridge..... 36-32-2	Michigan State..... 1-0	San Francisco State..... 0-2-1	Wichita State..... 3-2
Cal Tech..... 2-0	Middle Tennessee State..... 1-0	San Jose State..... 4-10	Williamette..... 1-0
Cal Western..... 1-1	Minnesota..... 4-3	Santa Clara..... 82-53-2	Winthrop..... 2-1
Central Florida..... 1-0	Mississippi State..... 1-0	South Carolina..... 1-0	Wyoming..... 1-0
Central Michigan..... 2-0	Missouri..... 5-4	Southern California College..... 12-0	
Chapman..... 17-14		Southern Illinois..... 1-0	
Claremont-Mudd..... 2-0	Nebraska..... 2-2	Southeast Louisiana..... 1-0	
Coastal Carolina..... 1-2	Nevada..... 48-20	Southwest Missouri State..... 1-0	
	New Mexico..... 3-0	Stanford..... 6-26	
Dartmouth..... 3-1	New Mexico State..... 1-0		
	New Orleans..... 1-0	Texas..... 8-6	
East Carolina..... 0-1	North Carolina State..... 1-0	Texas A&M..... 1-1	
	Northern Arizona..... 1-0	Texas-Pan American..... 1-0	
Fresno State..... 24-36	Northern Colorado..... 1-0	Texas Southern..... 1-0	
	Northwestern..... 5-0	Tulane..... 8-10	
Georgia Tech..... 0-2	Notre Dame..... 0-1		
Gonzaga..... 42-19			
Grand Canyon..... 2-1			

PEPPERDINE

ALL-TIME ROSTER

PEPPER DINE

A
 Jay Adams, P 1998-01
 Patrick Ahearne, P 1991-92
 Matt Aidem, INF 2006-07
 Tim Alcantar, OF 1970-73
 Brian Allen, INF-DH 1985-88
 Dan Anderson, P-OF 1982, 86
 Manny Arana, INF 1997-98
 Albert Arrieta, P 1979
 Alan Ascherl, DH-C 1979-81
 Jerry Aschoff, P 1991-92
 Steve Ashley, C 1994-95
 Michael Askay, P 1999-00
 Paul Avery, P 1998

B
 Vince Bailey, OF 1977-78
 Rich Bakke, P 1985
 Nezi Balelo, INF 1984-85
 Dane Ball, OF 1999-01
 Willie Baptist, INF 1967-70
 Richard Barnwell, OF 1988-89
 Jacob Barrack, P 2001-04
 Bill Bathe, C 1981
 Michael Beattie, DH 2003-06
 Kevin Beavers, P 2001-02
 Bruce Beck, P 1975-76
 Ryan Beglin, OF 2004-05
 Greg Bero, C 1970-73
 Brad Bierley, OF 1982-85
 Dan Bir, OF 1998-99
 Bill Blanchette, INF 1989
 Jud Blanchford, INF 1989-91
 Danny Bobadilla, INF 1998
 Brandon Boesch, P 2001-04
 Lee Boles, P 1970
 Ray Boyd, C 1975, 77
 Riley Breckenridge, INF 1995
 Kenny Briggs, OF 1980
 Cory Brightwell, OF 2001-04
 Craig Brown, C 1971
 Dennis Brown, OF 1977
 Donald Brown, OF 2005-07
 Eric Brubaker, P 1993-97
 Arlando Bryant, OF 1977
 Dennis Burbank, P 1988
 Jerid Buttell, OF 2003

C
 Tony Caira, OF 1970
 Blaine Calder, INF 1974-75
 Tony Cameron, P 1974-77
 Nelson Caraballo, C 2002-05
 Jim Carrillo, P 1974-76
 James Carroll, P 2002-03
 Nick Carter, P 1970-73
 Sean Casey, P 1989-90
 Jim Causky, INF 1980-82
 Jason Cavnar, C 2000
 Armando Cervantes, P 1992
 Frank Charles, C 1988-89
 Rick Chessman, P 1997-98
 Ryan Christianson, OF 1993-95
 Woody Clifforde, OF 1999-01
 Jason Cohen, INF 1994-95
 Brad Cole, P 1980
 Paul Coleman, P 2003-06
 Doug Corbin, INF 1973-74
 Rick Cornell, DH-OF 1975-76
 Jeremy Coronado, OF 1999-00
 Robert Corrales, INF 1975
 Stephen Correa, P 1999-00
 Chris Cosbey, OF 1995-98
 Bob Costello, OF 1978
 Chris Costley, INF 1986-87
 Dan Cowgill, C-OF 1974-76
 Mike Craig, UT 2004-06
 Britt Craven, P 1988-90
 Scott Craven, INF 1989-90
 Justin Cuellar, P 1996
 Dave Curran, P 1975-78
 Fran Cutty, P 1980

D
 Brandon Daguio, OF 2003-06
 John Damon, INF 1980-81
 Chase d'Arnaud, INF 2006-07
 Robert Damwijk, INF 1977-78
 Jim Deane, OF 1977
 Ron Dearth, INF 1979-81
 Dustin Decker, P 2001
 Robert Della Grotta, P 2004-07
 Kevin Dell'Amico, C 1991-94
 Steve Dell'Amico, P-OF 1984-87
 Robert Dickmann, P 2007

Trent Diedrich, C 2007
 Jason Dietrich, P 1994
 Mike DiReda, INF 1986
 Brad Ditto, INF 1981
 Randy Doerges, P 1994-95
 Nicholas Dolle, P 2001
 Jason Dominguez, UT 2005-07
 Jim Doyle, INF 1987-90
 Steve Dresser, INF 1970-73
 Patrick Dubar, P 1985-88
 Steve Duda, P 1990-93
 Jason Durbin, OF 2002-04
 Jordan Durrance, P 2007
 Denny Duron, INF 2006-07

E
 Eric Ekdahl, INF 1990-93
 Matt Elser, P 1979-81
 Barry Enright, P 2005-07
 Steve Erickson, C-OF 1984-87
 Alex Esquerria, INF 1980-81
 Mauricio Estavil, P 1993-94
 Kevin Estrada, SS 2003
 Austin Evans, OF 1998-00
 Joseph Evans, INF 2007

F
 Michael Falco, OF 2000
 Paul Faries, INF 1984-87
 Daniel Farris, P 2007
 Simon Ferrer, INF 2000-02
 Tyler Ferrer, INF 1997-98
 Mike Fetters, P 1984-86
 Chuck Fick, C 1978-79
 Tracy Fikes, OF 1975-76
 Bill Fletcher, P 1970-71
 Eldon Ford, P 1970
 Paul Franklin, P 1981
 Gary Franzen, P 1973
 Matthew Frazee, INF 2007
 Dave Frigaard, P 1979-80
 Doug Fritz, OF 1981-82
 Jon Furman, P 1981-82

G
 Ruben Gamboa, INF 1993-96
 Bob Ganger, P 1977-78
 Danny Garcia, INF 1999-01
 Reggie Garcia, P 1986
 Tony Garcia, INF 1999-01
 Dan Garrett, OF 1970-71
 Gede Gaspar, P 1994
 Mike Gates, INF 1978-79
 Nick Gaudi, P 2006-07
 Donnie Gause, INF 1973
 Jay Gehrke, P 1999
 Marc Gerhardt, INF 1970
 Jeff Gibbons, P 1993-96
 Lucas Gingrich, C 2005
 Rian Glassford, P 1992
 Tim Gloyd, INF 1978-79
 Damian Gomez, C 2003-04
 Dylan Gonzalez, P 2005-07
 Gerardo Gonzalez, INF 1995-96
 Ruben Gonzalez, INF 1987
 Curt Gossett, P 1991
 Jeff Graham, P 1988-89
 Ken Granger, C 1997
 Rick Grasinger, INF 1976-77
 Steve Gray, INF 1972-73
 Greg Gregory, P 1993-96
 Phil Griffith, INF 1987-88
 John Guarino, OF 1974

H
 Brent Haapanen, C 2002-04
 Randy Hacker, P 1987-90
 Mickey Hall, P 1973-74
 Mike Hamman, P 1989
 Jeff Hancock, OF-C 1976-78
 Pat Hardie, P 1981
 Daniel Haren, P-DH 1999-01
 Jonathan Harmston, P 2007
 Jerry Harper, C 1978
 Ty Harper, INF-DH 2002-03
 J.T. Harrison, INF 1996
 Chuck Haser, P 1970-71
 Wayne Helm, P 1988-89
 Bob Helson, OF 1977-80
 Jim Helvey, P 1970-72
 Ryan Heroy, INF 2006-07
 Dan Heydenfeldt, P 1984
 Emery Hill, OF 1977
 Rick Hirtenstein, OF-P 1986-89
 Robert Hobbs, P 2002-05

Justin Hodgdon, INF 1995-96
 Adam Housley, P 1990-94
 Matt Howard, INF 1986-89
 Gary Humpston, INF 1978-80
 Brett Hunter, P 2006-07
 Michael Hurd, P 2002

I
 Bob Iezza, P 1980-83
 Bruce Ihle, INF 1970

J
 Kevin Jacobson, INF 1977-78
 Jeff Jens, P 1975-78
 Wes Jermyn, INF 1970-73
 Cecil Johnson, OF 1970
 Chris Johnson, INF 1982-85
 Chuck Johnson, OF 1981
 James Johnson, P 2003-06
 John Johnson, OF 1989-90
 Bob Jones, P 1981-82
 Jim Jones, P 1982-83
 Lance Jordan, P 1996

K
 Damon Katz, INF-P 1997-00
 Gary Kaysinger, P 1970-71
 Chris Kelly, OF 2001-03
 Danny Kelly, INF 2003-06
 Shawn Kennedy, P 1993
 Steve Kirkpatrick, OF 1985-87
 Rob Klebba, INF 1974-77
 Steve Kleen, P-INF 2002-05
 Nick Kliebert, INF 2003-06
 Chase Kliment, OF 2004
 Paul-Michael Klingsberg, INF 2007
 Taylor Klosowski, OF 2003-05
 Kea Kometani, P 2002-05
 Tim Konarski, INF-OF 1985
 Kevin Kondo, P 1987-89
 Doug Konoske, P 2006-07
 Dennis Konrady, INF 1995-96
 Michael Kramer, C 1997-99
 Chad Kreuter, C 1983-85
 Gary Kukaua, OF 1984-88
 Peter Kuld, C 1987
 Gary Kurtz, P 1978-81
 John Kuzmic, P 1989-91

L
 John Luis, DH-OF 1977-79
 A.J. Lakovich, INF 1997
 Kipp Landis, P 1987-90
 Sky Lasowitz, P 1991-92
 Floyd LaVergne, OF 1971-72
 Jalal Leach, OF 1988-90
 Jason LeBlanc, P 1993-96
 Daniel Lee, UT 2007
 Larry Lee, INF 1982-83
 Mark Lee, P 1975-76
 Brent Lewis, 1B 2004
 Tony Lewis, P 1984-87
 Mark Liber, P 1978-79
 Ty Lioi, C-OF 1980-82
 Doug Long, INF 1977
 Jere Longenecker, INF 1980-83
 Steve Longo, C 1979-81
 Andy Lopez, OF 2001-02
 Mark Lopez, OF 1994-97
 Jack Love, P 1984-85
 David Lovell, INF 1990-93
 Noah Lowry, P 2000-01
 Pedro Loza OF 1996-98
 Carlos Luevano, P 1977
 Clay Luraschi, OF 1995-96

M
 David Main, INF 1991-92
 Scott Marrett, P 1983-85
 Chris Martin, INF 1987-90
 Gardner Martin, INF 1983
 Erik Martinez OF 1993-94
 David Matranga, INF 1996-98
 Mike McCurdy, C 1970-72
 Ron McDaniel, INF 1970-71
 Keith McDonald, C 1994
 Matt McElreath, OF 1992-93
 Tad McMurray, P 1977
 Joe Medina, OF 1975-76
 Carlo Mejia, INF 1974-76
 Rick Mejia, OF 1971-74
 James Melcher, P 1995-97
 Dan Melendez, INF 1990-92
 Ryan Merkle, OF 1999
 Dennis Migliazzo, P 1972-73

John Miller, P 1983
 Matt Miller, P 1992
 Scott Miller, OF 1980-81
 Derek Mills, P 2002-03
 Rock Mills, C 2001-02
 Chris Milton, INF 1991-94
 Bryan Minkel, P 2005-06
 David Miramontes, P 1984-85
 Ed Montague, INF-OF 2001-02
 Martin Montano, P-OF 1981-84
 Tim Montez, P 1980-84
 Steve Montgomery, P 1990-92
 Mitch Moore, OF 1981
 Richard Mora, P 1973-74
 Ryan Moskau, P 1996
 Bill Mottram, INF 1971
 Keith Mucha, INF 1980
 Scott Muckey, INF 1973-74
 Pat Murphy, P 1973-74
 Jeff Myers, P 1990-92

N
 Bryan Nabors, P 1980-83
 David Newhan, INF 1994-95
 Chad Nichols, P 1993
 Rick Nicholson, INF 1971-72
 Randy Nicholson, OF 1978
 Brad Norris, INF 1983-84
 Matt Nuez, OF 1992

O
 Josh Oder, OF 1995-98
 Travis Oglesby, DH 1997
 Pat O'Hara, INF 1992-94
 Will Ohman, P 1997-98
 Adam Olbrychowski, P 2005-07
 Adrian Ortiz, OF 2005-07
 Mike Otto, P 1979-80
 Brian Ozols, P 2005-06

P
 Ted Pallas, P 1978-80
 Joey Parker, OF 2004-05
 Jason Payne, OF 2000-02
 Jorge Paz, OF 1991-94
 Jeff Pearce, OF 1990
 Jack Perez, P 1971-72
 Bob Perez, C 1982-83
 Phil Perry, INF-DH 1976
 Bruce Petillo, C 1991
 Jim Phillips, INF 1973-76
 Peter Phillips, P 2002-05
 Mark Philpart, P 1975, 78
 Rob Picciolo, INF 1974
 Jared Pitney, INF 1998-01
 Randy Poladian, P 1973
 Ford Poland, P 1975-78
 Jason Provisor, P 2000
 Larry Puckett, INF 1970
 Dave Pullman, P 1983

R
 Ryan Radmanovich, OF 1993
 Greg Ramirez, P 2000-03
 Kevin Ratterman, OF 1984
 Steve Ray, P-OF 1978-79
 Steve Ray, OF 1971
 G.J. Raymundo, INF 1998-99
 Greg Reece, P 1970-72
 Dave Reed, P 1996-99
 Rob Reid, INF 1995-97
 Jerry Renfro, INF 1971-74
 David Rhoades, INF 1982-83
 Steve Rodriguez, INF 1990-92
 Victor Rollo, P 1982-85
 Patrick Rooney, INF 2002-05
 David Rosato, INF 1994-96
 Mat Rowe, P 1983-84
 Tom Ruegger, OF 1975-78

S
 Drew Saberhagen, P 2005-06
 John Sacchi, INF 1991-94
 Luke Salas, OF 2004-07
 Justin Sandberg, IF-OF 2004-06
 Dana Saraceno, INF 1981-83
 Dane Sardinha, C 1998-00
 Duke Sardinha, INF 2000-02
 Steve Scanlon, P 1986-87
 Brian Scharkey, P-OF 1984-85
 Jay Schellin, OF 1979-80
 Steve Schenewerk, P 1997-00
 Dave Schuler, OF 1979-80
 Josh Schultz, P 1991-94
 Mike Scott, P 1974-76

Chime Serra, P 1996
 Chris Sheff, OF 1990-92
 Ralph Sheffield, OF 1982-83
 Andy Shilbo, P 1996-98
 Scott Shockey, INF-OF 1986-89
 Doug Simons, P 1986-88
 Ben Simonton, OF 1991
 Greg Simpson, P 1983
 Scott Singelyn, P 1987
 Dave Sites, P 1976-77
 Chris Sloniger, INF 1985-88
 David Smart, P 2002-05
 Jon Smith, P 1982-85
 Steve Smith, INF 1975-76
 Jamin Soderstrom, C 2000
 Kevin Solt, P 1986
 Tim Soto, INF 1975-78
 Chris Spieth, OF 1997-00
 Andy Stankiewicz, INF 1983-86
 Don Stearns, OF 1983
 Walt Steele, INF 1978-79
 Craig Stiveson, P 1987-90
 Hanson Street, INF 2007
 David Sugden, C 1996-98
 Richard Sundstrom, P 1998-99
 Randy Swan, P 1977-78

T
 Travis Tartamella, C 2007
 Eric Thames, OF 2007
 Ryan Thibault, P 1990
 Bill Thomas, INF 1970-71
 Jason Thompson OF 1991
 Rick Thurman, P 1981-83
 Greg Tippin 1994-95
 Matt Torres, P 1995-96
 Tony Torres, P 1978
 Chad Tracy, C 2004-06
 Mark Tracy, C/1B 2007
 Tony Treul, OF 1994
 Mike Truschke, C 1987-90
 Peter Truschke, OF 1990-91
 Brad Tucker, P 1998-99
 Brent Tucker, P 1974
 Dennis Twombly, C 1995-96

U
 David Uribes, INF 2003-06

V
 Eric Valenzuela, P 1999-01
 Tim Vasquez, P 1995
 Marc Villalobos, C 1990-91
 Sam Voita, C 1993
 Scott Vollmer, C 1990-93
 Dan Vorhies, P 1970-72

W
 Derek Wallace, P 1990-92
 Mark Wasikowski, INF 1992-93
 Micah Weathers, P 1997
 Scott Wegner, P 1970-73
 Robby Welles, INF 1993
 Matt Wersel, P 1999-00
 Michael Wertz C 1998
 Jeremy White, OF 1997-00
 Skip Willis, OF 1972-75
 Matt Wise, P 1994-95
 Randy Wolf, P 1995-97
 Doug Wolfe, INF 1979
 John Workman, P 1994-97
 Danny Worth, OF 2005-07
 John Wyman, OF 1981

Y
 Jimmy Yates, OF 1996-97
 Selwyn Young, DH-SS 1978-80

Z
 Dave Zembo, OF 1973
 Steve Zorn, INF 1997-98
 Rick Zuber, P 1977

* All-time roster includes players from 1970-2007.

HONORS & AWARDS

NATIONAL COACH

OF THE YEAR

1992 Andy Lopez

WEST COAST CONFERENCE

PLAYER OF THE YEAR

1976 Mark Lee (P)
 1985 Brad Bierley (OF)
 1987 Steve Erickson (OF)
 Paul Faries (3B)
 1989 Rick Hirtensteiner (OF)
 1992 Steve Rodriguez (2B)
 1995 Ryan Christenson (OF)
 2000 Dane Sardinha (C)
 2001 Dan Haren (P/DH)
 2003 Kevin Estrada (SS)
 2005 Chad Tracy (C)

WEST COAST CONFERENCE

PITCHER OF THE YEAR

1985 Scott Marrett
 1986 Mike Fetters
 1988 Doug Simons
 1989 Britt Craven
 1990 Britt Craven
 1992 Patrick Ahearne
 1993 Steve Duda
 1997 Randy Wolf
 1999 Jay Adams
 2001 Noah Lowry
 2003 Greg Ramirez
 2005 Paul Coleman
 2006 Barry Enright

WEST COAST CONFERENCE

FRESHMAN OF THE YEAR

1974 Mike Scott (P)
 1975 Tom Soto (SS)
 1987 Craig Stiveson (P)
 1988 Dennis Burbank (P)
 1991 Jorge Paz (OF)
 1993 Jason LeBlanc (P)
 1995 Randy Wolf (P)
 1997 Steve Schenewerk (P)
 1999 Dan Haren (P)
 2005 Barry Enright (P)

WEST COAST CONFERENCE

COACH OF THE YEAR

1974 Wayne Wright
 1975 Wayne Wright
 1976 Wayne Wright
 1985 Dave Gorrie
 1987 Dave Gorrie
 1989 Andy Lopez
 1991 Andy Lopez
 1992 Andy Lopez
 1993 Andy Lopez
 1995 Pat Harrison
 1999 Frank Sanchez
 2003 Frank Sanchez

SOUTHERN CALIFORNIA

BASEBALL ASSOCIATION

PITCHER OF THE YEAR

1982 John Furman

ALL-COLLEGE

WORLD SERIES

1979 Mike Gates (2B)
 1992 Patrick Ahearne (P)
 Dan Melendez (1B)
 Steve Rodriguez (2B)
 Scott Vollmer (C)

ALL-AMERICANS

ALL-AMERICA

BASEBALL NEWS
 1982 Jon Furman (P) 2nd tm

AMERICAN BASEBALL COACHES ASSOCIATION

1979 Mike Gates (2B) 1st tm
 1987 Paul Faries (SS) 3rd tm
 1991 Patrick Ahearne (P) 1st tm
 Steve Montgomery (P) 1st tm
 Steve Rodriguez (P) 2nd tm
 1992 Patrick Ahearne (P) 1st tm
 Steve Montgomery (P) 2nd tm
 1999 Jay Gehrke (P) 1st tm
 2001 Noah Lowry (P) 2nd tm
 Jared Pitney (1B) 3rd tm

BASEBALL AMERICA

1982 Jon Furman (P) 1st tm
 1985 Brad Bierley (OF) 1st tm
 Scott Marrett (P) 1st tm
 1989 Rick Hirtensteiner (OF) 1st tm
 1991 Steve Rodriguez (2B) 1st tm
 1992 Patrick Ahearne (P) 1st tm
 Dan Melendez (1B) 2nd tm
 Steve Montgomery (P) 3rd tm
 Steve Rodriguez (2B) 3rd tm

1993 Steve Duda (P) 2nd tm
 1995 Ryan Christenson (OF) 3rd tm
 1997 Randy Wolf (P) 2nd tm
 1999 Jay Gehrke (P) 1st tm
 Dane Sardinha (C) 3rd tm
 2000 Dane Sardinha (C) 1st tm
 2001 Noah Lowry (P) 1st tm
 Dan Haren (UT) 2nd tm
 2007 Barry Enright (P) 3rd tm

COLLEGIATE BASEBALL

1991 Steve Montgomery (P) 2nd tm
 Steve Rodriguez (2B) 3rd tm
 1992 Patrick Ahearne (P) 1st tm
 Dan Melendez (1B) 2nd tm
 Steve Montgomery (P) 2nd tm
 Steve Rodriguez (2B) 3rd tm
 Steve Duda (P) 3rd tm
 1995 Ryan Christenson (OF) 3rd tm
 1997 Randy Wolf (P) 2nd tm
 1999 Jay Gehrke (P) 1st tm
 Jay Adams (P) 3rd tm
 Dane Sardinha (C) 3rd tm
 2000 Dane Sardinha (C) 3rd tm
 2001 Noah Lowry (P) 2nd tm
 Dan Haren (UT) 3rd tm
 2005 Chad Tracy (C) 2nd tm
 2007 Barry Enright (P) 3rd tm

NATIONAL COLLEGIATE

BASEBALL WRITERS

ASSOCIATION

1997 Randy Wolf (P) 1st tm
 1999 Jay Gehrke (P) 2nd tm
 Jay Adams (P) 3rd tm
 2005 Steve Kleen (P) 1st tm

THE SPORTING NEWS

2000 Dane Sardinha (C) 1st tm


USA TODAY/

BASEBALL WEEKLY


1999 Jay Gehrke (P) 1st tm

OTHER ALL-AMERICANS

1963 Gail Hopkins (C)
 1965 Dayle Campbell (1B)
 1974 Pat Murphy (P)
 1975 Carlo Mejia (3B)
 1985 Brad Bierley (OF)
 Scott Marrett (P)
 1986 Mike Fetters (P)
 1990 Chris Martin (SS)
 1993 Scott Vollmer (C)



BARRY ENRIGHT



NOAH LOWRY

FRESHMAN ALL-AMERICANS

BASEBALL AMERICA

1990 Steve Duda (P)
 Steve Rodriguez (2B)
 1999 Dan Haren (P)
 2003 David Uribes (SS)
 2006 Brett Hunter (P)

COLLEGIATE BASEBALL

1997 Steve Schenewerk (P)
 1999 Dan Haren (P)
 2003 David Uribes (SS)
 2004 Chad Tracy (C)
 2005 Barry Enright (P)
 2006 Chase d'Arnaud (3B)

ALL-CONFERENCE

- 1969 Willie Baptist (UT)
- 1970 Willie Baptist (2B)
- 1972 Tim Alcanter (OF)
- 1973 Skip Willis (OF)
- 1974 Carlo Mejia (3B)
Pat Murphy (P)
Mike Scott (P)
Skip Willis (OF)
- 1975 Dan Cowgill (C)
Mark Lee (P)
Carlo Mejia (3B)
Mike Scott (P)
Steve Smith (2B)
Tom Soto (SS)
Skip Willis (OF)
- 1976 Tony Cameron (P)
Jeff Hancock (OF)
Mark Lee (P)
Mike Scott (P)
- 1977 Tony Cameron (P)
Tom Soto (SS)
- 1978 Bob Ganger (P)
- 1979 Mike Gates (2B)
Tim Gloyd (P)
- 1980 Garry Humpston (1B)
- 1981 John Damon (IF)
- 1982 Jon Furman (P)
Larry Lee (P)
- 1984 Martin Montano (OF)
- 1985 Nezi Balelo (SS)
Brad Bierley (OF)
Paul Faries (3B)
Scott Marrett (P)
- 1986 Mike Fetters (P)
Steve Kirkpatrick (OF)
Tony Lewis (P)
- 1987 Steve Erickson (OF)
Paul Faries (3B)
Ruben Gonzalez (DH)
Rick Hirtensteiner (OF)
Peter Kuld (C)
Scott Shockey (1B)
Doug Simons (P)
Craig Stiveson (P)
- 1988 Rick Hirtensteiner (OF)
Scott Shockey (1B)
Doug Simons (P)
- 1989 Richard Barnwell (OF)
Britt Craven (P)
Wayne Helm (P)
Rick Hirtensteiner (OF)
Matt Howard (2B)
- 1990 Britt Craven (P)
Jim Doyle (3B)
Chris Martin (SS)
Dan Melendez (1B)
- 1991 Patrick Ahearne (P)
Steve Montgomery (P)
Steve Rodriguez (2B)
- 1992 Patrick Ahearne (P)
Steve Duda (P)
David Main (DH)
Dan Melendez (1B)
Steve Montgomery (P)
Steve Rodriguez (2B)
Chris Sheff (OF)
Scott Vollmer (C)
- 1993 Keven Dell'Amico (OF)
Steve Duda (P)
Eric Ekdahl (SS)
Jason LeBlanc (P)
Scott Vollmer (C)
Mark Wasikowski (3B)
- 1994 Ryan Christenson (OF)
Ruben Gamboa (3B)
Cade Gaspar (P)
Josh Schulz (P)
- 1995 Eric Brubaker (P)
Ryan Christenson (OF)
Ruben Gamboa (1B)
Gerardo Gonzalez (DH)
Dennis Konrady (INF)
David Newhan (OF)
Randy Wolf (P)

- 1996 Gerardo Gonzalez (1B)
Randy Wolf (P)
- 1997 Ty Ferrer (1B)
Mark Lopez (OF)
David Matranga (SS)
Randy Wolf (P)
- 1998 G.J. Raymundo (3B)
David Sugden (DH)
Brad Tucker (P)
Steve Zorn (1B)
- 1999 Jay Adams (P)
Jay Gehrke (P)
Damon Katz (2B)
G.J. Raymundo (3B)
Dane Sardinha (C)
- 2000 Danny Garcia (OF)
Dan Haren (P)
Dane Sardinha (C)
- 2001 Dane Ball (OF)
Woody Cliffords (OF)
Danny Garcia (2B)
Tony Garcia (SS)
Dan Haren (P/DH)
Noah Lowry (P)
Jared Pitney (1B)
- 2002 Ed Montague (OF)
- 2003 Kevin Estrada (SS)
Greg Ramirez (P)
Jacob Barrack (P)
David Uribes (2B)
- 2004 Jacob Barrack (P)
Brent Lewis (1B)
David Uribes (SS)
Steve Kleen (OF)
- 2005 Paul Coleman (P)
Steve Kleen (OF)
Chad Tracy (C)
- 2006 Chase d'Arnaud (3B)
Barry Enright (P)
Brett Hunter (P)
Nick Kliebert (1B)
David Uribes (2B)
- 2007 Donald Brown (OF)
Barry Enright (P)
Adam Olbrychowski (P)
Adrian Ortiz (OF)
Danny Worth (SS)

Pepperdine has competed in the West Coast Conference from 1968-76 and 1984-present. Pepperdine competed in the Southern California Baseball Association from 1977-84.



DANE SARDINHA

ALL-DISTRICT 8/ALL-WEST COAST

- 1960 Ben Burnett (P)
Cliff Warren (1B)
- 1963 Stan Skeen (P)
Tom Snyder (OF)
Bob Williams (OF)
- 1964 Roger Pembroke (SS/P)
- 1970 Willie Baptist (2B)
Dan Garrett (OF)
- 1974 Rob Picciolo (SS)
- 1975 Mike Scott (P)
- 1976 Mark Lee (P)
- 1977 Tom Soto (SS)
- 1978 Bob Ganger (P)
- 1979 Mike Gates (2B)
- 1980 Tim Gloyd (SS)
- 1982 Jon Furman (P)
Larry Lee (2B)
- 1985 Brad Bierley (OF)
- 1986 Mike Fetters (P)
- 1987 Paul Faries (3B)
- 1988 Ruben Gonzalez (DH)
- 1989 Rick Hirtensteiner (OF)
- 1990 Chris Martin (SS)
- 1991 Patrick Ahearne (P)
Steve Montgomery (P)
Steve Rodriguez (2B)
Patrick Ahearne (P)
Steve Montgomery (P)
Steve Duda (P)
Eric Ekdahl (SS)
- 1995 Ryan Christenson (OF)
David Newhan (SS)
- 1997 Randy Wolf (P)
- 1999 Jay Gehrke (P)
Jay Adams (P)
Dane Sardinha (C)
- 2001 Danny Garcia (2B)
Dan Haren (P)
Noah Lowry (P)
Jared Pitney (1B)

WCC/RAWLINGS 40TH ANNIVERSARY TEAM (1968-2007)

- Patrick Ahearne
- Steve Duda
- Mike Fetters
- Dan Haren
- Rick Hirtensteiner
- Mark Lee
- Noah Lowry
- Steve Montgomery
- Steve Rodriguez
- Dane Sardinha
- Mike Scott
- David Uribes
- Randy Wolf

PEPPERDINE ATHLETICS HALL OF FAME INDUCTEES

- 1980 Gail Hopkins (C)
Clark Rex (C/Coach)
John Scolinos (Coach)
- 1981 Dayle Campbell (OF)
Chuck Gibbon (P)
- 1982 Gary Marks (P/IF/Coach)
Rob Picciolo (IF)
- 1983 Mike Scott (P)
- 1984 Harry Jenkins (OF)
Mark Lee (P)
Wayne Wright (Coach/AD)
- 1988 David Gorrie (Coach)
- 1989 Skip Willis (OF)
- 1996 Pat Murphy (P)
- 1999 Andy Lopez (Coach)

CoSIDA ACADEMIC


- ALL-AMERICANS
- 1989 Rick Hirtensteiner
- CoSIDA ACADEMIC ALL-DISTRICT
- 2002 Cory Brightwell
- 2003 Cory Brightwell
- 2005 Steve Kleen

WEST COAST CONFERENCE

- ALL-ACADEMIC
- 1995 John Workman (P)
- 1996 John Workman (P)
- 1997 Eric Brubaker (P)
John Workman (P)
- 1998 Andy Shibillo (P)
David Sudgeon (DH)
Jay Gehrke (P)
- 1999 Austin Evans (OF)
- 2000 Cory Brightwell (OF)
Robert Hobbs (P)
Steve Kleen (P)
Kea Kometani (P)
- 2004 Cory Brightwell (OF)
Steve Kleen (P/DH)
Nick Kliebert (INF)
Kea Kometani (P)
- 2005 Steve Kleen (1B/P)
Nick Kliebert (INF)
Kea Kometani (P)
- 2006 Nick Kliebert (INF)
Chad Tracy (C)

WEST COAST CONFERENCE

- SCHOLAR-ATHLETE OF THE YEAR
- 1989 Rick Hirtensteiner (OF/P)
- 2006 Nick Kliebert (INF)



RICK HIRTENSTEINER

JOHN SCOLINOS AWARD

The John Scolinos Award is given annually to a Pepperdine baseball player in recognition of exemplary behavior during a season or career. The recipient will be honored for demonstrating strong character traits including humility, resourcefulness, loyalty, honesty, work ethic, Christian behavior and sportsmanship, which contribute to outstanding performance and dedicated efforts both on and beyond the baseball diamond. The legendary Scolinos was Pepperdine's head coach from 1946-60.

- 2005 Cory Brightwell
- 2006 Steve Kleen
- 2007 Paul Coleman
- 2008 Barry Enright

CAREER BATTING RECORDS

BATTING AVERAGE

1.	.368	John Gates	1947-50
2.	.367	Steve Rodriguez	1990-92
3.	.362	G.J. Raymundo	1998-99
4.	.358	Steve Zorn	1997-98
5.	.352	Ryan Christenson	1993-95
6.	.344	Austin Evans	1998-00
7.	.343	Dave Schuler	1979-80
8.	.343	Harry Jenkins	1968-70
9.	.342	Dan Melendez	1990-92
10.	.341	Danny Garcia	1999-01
	.341	Paul Faries	1984-87

(minimum 200 AB/two seasons)

SLUGGING PERCENTAGE

1.	.642	G.J. Raymundo	1998-99
2.	.599	Dane Sardinha	1998-00
3.	.555	Dan Melendez	1990-92
4.	.549	Chad Tracy	2004-06
5.	.547	Gerardo Gonzalez	1995-96
6.	.545	Mike Gates	1978-79
7.	.544	David Main	1991-92
8.	.543	Ryan Christenson	1993-95
9.	.541	Brad Bierley	1982-85
10.	.537	Richard Barnwell	1988-89

(minimum 200 AB/two seasons)

ON-BASE PERCENTAGE

1.	.469	John Damon	1980-81
2.	.459	Dan Melendez	1990-92
3.	.453	Ralph Sheffield	1982-83
4.	.447	Ryan Christenson	1993-95
5.	.444	G.J. Raymundo	1998-99
	.444	Woody Cliffords	1999-01
7.	.441	Rick Hirtensteiner	1986-89
8.	.439	Steve Erickson	1984-87
9.	.434	Chad Kreuter	1983-85
	.434	Garry Humpston	1978-80

(minimum 200 AB/two seasons)

STOLEN BASE PERCENTAGE

1.	.892	Tim Gloyd (91-102)	1978-79
2.	.875	John Damon (63-72)	1980-81
3.	.851	David Rhoades (57-67)	1982-83
4.	.836	Skip Willis (148-177)	1972-75
5.	.833	Chris Sheff (65-78)	1990-92
6.	.831	Danny Garcia (54-65)	1999-01
	.831	Paul Faries (103-124)	1984-87
	.831	Ryan Christenson (49-59)	1993-95
9.	.828	Andy Stankiewicz (101-122)	1983-86
10.	.826	Brad Bierley (71-86)	1982-85

(minimum 50 attempts/two seasons)

GAMES PLAYED

1.	249	Paul Faries	1984-87
2.	244	Steve Erickson	1984-87
3.	242	Patrick Rooney	2002-05
4.	241	David Uribes	2003-06
5.	239	Rick Hirtensteiner	1986-89
6.	235	Luke Salas	2004-07
7.	232	Brad Bierley	1982-85
8.	226	Scott Shockey	1986-89
9.	222	Chris Johnson	1982-85
10.	221	Andy Stankiewicz	1983-86

AT-BATS

1.	986	David Uribes	2003-06
2.	921	Paul Faries	1984-87
3.	882	Patrick Rooney	2002-05
4.	877	Rick Hirtensteiner	1986-89
5.	822	Luke Salas	2004-07
6.	795	Scott Shockey	1986-89
7.	792	Steve Erickson	1984-87
8.	755	Andy Stankiewicz	1983-86
9.	754	Chris Johnson	1982-85
10.	751	Chad Tracy	2004-06

RUNS

1.	232	David Uribes	2003-06
2.	228	Rick Hirtensteiner	1986-89
3.	187	Paul Faries	1984-87
	187	Steve Rodriguez	1990-92
5.	180	Brad Bierley	1982-85
6.	172	Andy Stankiewicz	1983-86
7.	169	Steve Erickson	1984-87
8.	163	Woody Cliffords	1999-01
9.	161	Skip Willis	1972-75
10.	157	Matt Howard	1986-89

HITS

1.	328	David Uribes	2003-06
2.	314	Paul Faries	1984-87
3.	295	Rick Hirtensteiner	1986-89
4.	271	Steve Rodriguez	1990-92
5.	253	Steve Erickson	1984-87
6.	251	Chad Tracy	2004-06
	251	Luke Salas	2004-07
8.	245	Jared Pitney	1998-01
9.	241	Scott Shockey	1986-89
10.	238	Patrick Rooney	2002-05

DOUBLES

1.	60	Scott Shockey	1986-89
2.	59	Danny Worth	2005-07
3.	57	Rick Hirtensteiner	1986-89
	57	Chad Tracy	2004-06
5.	54	Jared Pitney	1998-01
	54	Dane Sardinha	1998-00
	54	Danny Garcia	1999-01
8.	51	David Uribes	2003-06
9.	47	Woody Cliffords	1999-01
	47	Cory Brightwell	2001-04
10.	46	Jere Longenecker	1980-83

TRIPLES

1.	17	Rick Hirtensteiner	1986-89
2.	16	Chris Cosby	1995-98
3.	15	Brad Bierley	1982-85
4.	14	Ralph Sheffield	1982-83
5.	12	Adrian Ortiz	2005-07
6.	11	Matt Howard	1986-89
	11	Steve Rodriguez	1990-92
	11	Bob Helsom	1977-80
9.	10	Chris Sheff	1990-92
	10	Ted Bridges	1961-64
	10	Tom Ruegger	1975-78

HOME RUNS

1.	45	Dane Sardinha	1998-00
2.	39	Chris Kelly	2001-03
3.	35	Brad Bierley	1982-85
4.	30	Chad Tracy	2004-06
	30	Jared Pitney	1998-01
6.	29	G.J. Raymundo	1998-99
7.	28	Dan Melendez	1990-92
	28	Rick Hirtensteiner	1986-89
9.	26	Scott Shockey	1986-89
10.	24	Chris Martin	1987-90

RUNS BATTED IN

1.	197	Scott Shockey	1986-89
2.	182	Jared Pitney	1998-01
3.	176	Rick Hirtensteiner	1986-89
4.	173	Dane Sardinha	1998-00
	173	Brad Bierley	1982-85
6.	165	Paul Faries	1984-87
7.	154	Dan Melendez	1990-92
	154	Chad Tracy	2004-06
	154	Steve Erickson	1984-87
10.	148	Bob Helsom	1977-80

TOTAL BASES

1.	470	Rick Hirtensteiner	1986-89
2.	429	Dane Sardinha	1998-00
3.	428	David Uribes	2003-06
4.	412	Chad Tracy	2004-06
5.	402	Brad Bierley	1982-85
6.	400	Paul Faries	1984-87
7.	395	Jared Pitney	1998-01
8.	389	Scott Shockey	1986-89
9.	377	Steve Rodriguez	1990-92
10.	357	Chris Kelly	2001-03

WALKS

1.	165	Steve Erickson	1984-87
2.	138	Rick Hirtensteiner	1986-89
3.	129	Dan Melendez	1990-92
	129	Chad Kreuter	1983-85
5.	124	Brad Bierley	1982-85
6.	123	Woody Cliffords	1999-01
7.	121	Andy Stankiewicz	1983-86
8.	120	Ralph Sheffield	1982-83
9.	117	Martin Montano	1981-84
10.	111	Garry Humpston	1978-80

HIT BY PITCH

1.	46	Damon Katz	1997-00
2.	42	David Uribes	2003-06
3.	29	Tim Alcantar	1970-73
	29	Keven Dell'Amico	1991-94
5.	28	Cory Brightwell	2001-04
	28	Danny Garcia	1999-01
7.	27	Tony Garcia	1999-01
	27	Rick Hirtensteiner	1986-89
9.	26	Steve Kleen	2002-05
10.	24	David Matranga	1996-98
	24	Rock Mills	2001-02
	24	Jay Schellin	1979-80

STRIKEOUTS

1.	148	Patrick Rooney	2002-05
2.	145	Rick Hirtensteiner	1986-89
3.	139	Dane Sardinha	1998-00
4.	132	Chris Kelly	2001-03
5.	121	Jared Pitney	1998-01
6.	114	Jalal Leach	1988-90
7.	112	Mike Truschke	1987-90
8.	108	Greg Bero	1970-73
	108	Duke Sardinha	1999-02
10.	105	Cory Brightwell	2001-04


STOLEN BASES

1.	148	Skip Willis	1972-75
2.	103	Paul Faries	1984-87
3.	101	Andy Stankiewicz	1983-86
4.	98	Steve Erickson	1984-87
5.	91	Tim Gloyd	1978-79
6.	88	Ralph Sheffield	1982-83
7.	83	Dave Schuler	1979-80
8.	82	Steve Rodriguez	1990-92
9.	72	David Uribes	2003-06
10.	71	Brad Bierley	1982-85

FIELDING PCT.

1.	.998	Garry Humpston	1978-80
2.	.996	Dan Melendez	1990-92
3.	.992	Gerardo Gonzalez	1995-96
4.	.991	Michael Kramer	1997-99
	.991	Nelson Caraballo	2002-05
6.	.990	Chris Johnson	1982-85
7.	.989	Jared Pitney	1998-01
8.	.987	Steve Kleen	2002-05
	.987	Chad Tracy	2004-06
	.987	Rock Mills	2001-02

(min. 400 chances/two seasons)



DAVID URIBES

PEPPERDINE

CAREER PITCHING RECORDS

EARNED RUN AVERAGE

1.	1.80	Mark Lee	1975-76
2.	1.97	Randy Wolf	1995-97
3.	2.06	Pat Murphy	1973-74
4.	2.10	Mike Scott	1974-76
5.	2.31	Steve Duda	1990-93
6.	2.52	Noah Lowry	2000-01
7.	2.57	Steve Montgomery	1990-92
8.	2.62	Mark Liber	1978-79
9.	2.68	Stan Skeen	1961-64
	2.68	Richard Mora	1973-74
	2.68	Randy Swan	1977-78

(minimum 100 IP/two seasons)

OPPONENT BATTING AVERAGE

1.	.202	Noah Lowry	2000-01
2.	.211	Randy Wolf	1995-97
3.	.223	Mauricio Estavil	1993-94
4.	.236	Brett Hunter	2006-07
5.	.237	Adam Housley	1990-94
6.	.237	Eric Brubaker	1993-97
7.	.242	Daniel Haren	1999-01
8.	.249	Dave Reed	1996-99
9.	.261	Paul Coleman	2003-06
10.	.265	Greg Gregory	1993-96

(minimum 100 IP/two seasons)

FEWEST WALKS ALLOWED PER 9 INNINGS

1.	1.58	Barry Enright	2005-07
2.	1.98	Daniel Haren	1999-01
3.	2.02	Steve Duda	1990-93
4.	2.03	Patrick Ahearne	1991-92
5.	2.08	Jay Adams	1998-01
6.	2.17	Eric Brubaker	1993-97
7.	2.18	Andy Shibillo	1996-98
8.	2.24	Bob Ganger	1977-78
9.	2.43	Greg Reece	1970-72
10.	2.45	James Johnson	2003-06

(min. 100 IP/two seasons)

MOST STRIKEOUTS PER 9 INNINGS

1.	10.12	Noah Lowry	2000-01
2.	9.54	Mauricio Estavil	1993-94
3.	9.44	Larry Craig	1960-61
4.	9.37	Randy Wolf	1995-97
5.	9.11	Andy Shibillo	1996-98
6.	8.64	Wayne Helm	1988-89
7.	8.42	Steve Montgomery	1990-92
8.	8.31	Rick Thurman	1981-83
9.	8.14	Brett Hunter	2006-07
10.	7.96	Jacob Barrack	2001-04

(minimum 100 IP)

WINS

1.	44	Steve Duda	1990-93
2.	35	Barry Enright	2005-07
3.	33	Mike Feters	1984-86
4.	29	Daniel Haren	1999-01
5.	28	Doug Simons	1986-88
6.	27	Britt Craven	1988-90
7.	27	Steve Schenewerk	1997-00
8.	26	Patrick Ahearne	1991-92
9.	26	Mike Scott	1974-76
10.	25	Jacob Barrack	2001-04
	25	Randy Wolf	1995-97

LOSSES

1.	18	Brandon Boesch	2001-04
2.	17	Greg Gregory	1993-96
3.	16	Dan Vorhies	1970-72
4.	15	Gary Kurtz	1978-81
5.	14	Kea Kometani	2002-05
	14	Tony Cameron	1974-77
	14	Greg Ramirez	2000-03
	14	Mike Scott	1974-76
9.	13	Paul Coleman	2003-06
	13	Mike Feters	1984-86
	13	Jim Drews	1950,52-53
	13	Jason LeBlanc	1993-96

SAVES

1.	28	Steve Kleen	2002-05
2.	18	Jay Gehrke	1999
3.	16	Mauricio Estavil	1993-94
	16	Eric Brubaker	1993-97
5.	14	Jason Dominguez	2005-07
6.	13	Steve Montgomery	1990-92
	13	Brett Hunter	2006-07
8.	12	Derek Wallace	1990-92
	12	Greg Reece	1970-72
10.	11	Steve Scanlon	1986-87

APPEARANCES

1.	97	Steve Kleen	2002-05
2.	90	Paul Coleman	2003-06
	90	Kea Kometani	2002-05
4.	87	Steve Schenewerk	1997-00
5.	82	Eric Brubaker	1993-97
6.	79	Steve Montgomery	1990-92
7.	77	John Workman	1994-97
	77	Mike Feters	1984-86
9.	75	Greg Ramirez	2000-03
10.	74	James Johnson	2003-06

GAMES STARTED

1.	62	Steve Duda	1990-93
2.	56	Barry Enright	2005-07
3.	53	Greg Gregory	1993-96
4.	49	Mike Feters	1984-86
5.	48	Daniel Haren	1999-01
6.	47	Jason LeBlanc	1993-96
7.	46	Brandon Boesch	2001-04
8.	44	Britt Craven	1988-90
	44	Randy Wolf	1995-97
10.	42	Mike Scott	1974-76

COMPLETE GAMES

1.	22	Mike Scott	1974-76
2.	21	Steve Duda	1990-93
3.	19	Mike Feters	1984-86
4.	18	Doug Simons	1986-88
5.	15	Britt Craven	1988-90
	15	Randy Wolf	1995-97
7.	13	Daniel Haren	1999-01
	13	Bob Iezza	1980-83
9.	11	Mark Lee	1975-76
	11	Scott Marrett	1983-85

SHUTOUTS

1.	7	Randy Wolf	1995-97
2.	5	Patrick Ahearne	1991-92
	5	Doug Simons	1986-88
	5	Britt Craven	1988-90
	5	Mike Scott	1974-76
	5	Steve Duda	1990-93
7.	3	Greg Gregory	1993-96
	3	Jay Adams	1998-01
	3	Mike Feters	1984-86
	3	Bob Ganger	1977-78
	3	Daniel Haren	1999-01

INNINGS PITCHED

1.	427.2	Steve Duda	1990-93
2.	361.2	Mike Feters	1984-86
3.	354.2	Daniel Haren	1999-01
4.	353.0	Barry Enright	2005-07
5.	343.2	Mike Scott	1974-76
6.	322.2	Britt Craven	1988-90
7.	316.2	Kea Kometani	2002-05
8.	315.0	Randy Wolf	1995-97
	315.0	Steve Schenewerk	1997-00
10.	311.2	Jay Adams	1998-01

HITS ALLOWED

1.	379	Steve Schenewerk	1997-00
2.	377	Barry Enright	2005-07
3.	362	Kea Kometani	2002-05
4.	360	Steve Duda	1990-93
5.	358	Brandon Boesch	2001-04
6.	331	Greg Ramirez	2000-03
7.	325	Daniel Haren	1999-01
8.	320	Britt Craven	1988-90
9.	319	Jay Adams	1998-01
10.	316	Jacob Barrack	2001-04

RUNS ALLOWED

1.	207	Brandon Boesch	2001-04
2.	202	Steve Schenewerk	1997-00
3.	178	Greg Ramirez	2000-03
4.	174	Mike Feters	1984-86
5.	167	Kea Kometani	2002-05
6.	160	Jim Drews	1950,52-53
7.	159	Bob Iezza	1980-83
	159	Barry Enright	2005-07
9.	156	Jacob Barrack	2001-04
10.	154	Paul Coleman	2003-06

WALKS

1.	197	Mike Feters	1984-86
2.	171	Jim Drews	1950,52-53
3.	152	Mike Scott	1974-76
4.	146	Bryan Nabors	1980-83
5.	144	Tony Lewis	1984-87
6.	141	Martin Montano	1981-84
	141	Rick Thurman	1981-83
8.	140	Patrick Dubar	1985-88
9.	139	Tony Cameron	1974-77
10.	136	Bob Iezza	1980-83

STRIKEOUTS


1.	328	Randy Wolf	1995-97
2.	292	Mike Feters	1984-86
3.	277	Daniel Haren	1999-01
4.	275	Steve Duda	1990-93
5.	265	Paul Coleman	2003-06
6.	262	Jacob Barrack	2001-04
7.	249	Greg Ramirez	2000-03
8.	247	Andy Shibillo	1996-98
9.	237	Kea Kometani	2002-05
10.	232	Mike Scott	1974-76

HOME RUNS ALLOWED

1.	32	Barry Enright	2005-07
2.	28	Steve Schenewerk	1997-00
3.	26	Greg Ramirez	2000-03
4.	25	Daniel Haren	1999-01
	25	Jason LeBlanc	1993-96
	25	Jacob Barrack	2001-04
7.	23	Paul Coleman	2003-06
8.	22	Andy Shibillo	1996-98
9.	20	Brandon Boesch	2001-04
10.	18	Bob Ganger	1977-78

WILD PITCHES

1.	35	Kea Kometani	2002-05
2.	29	Steve Schenewerk	1997-00
3.	26	Britt Craven	1988-90
	26	Mike Feters	1984-86
5.	25	Brandon Boesch	2001-04
	25	Paul Coleman	2003-06
7.	24	Jacob Barrack	2001-04
	24	Tim Montez	1980-82,84
9.	18	Steve Montgomery	1990-92
10.	17	Scott Marrett	1983-85
	17	Bob Iezza	1980-83
	17	Patrick Dubar	1985-88



PEPPER DINE

SEASON BATTING RECORDS

BATTING AVERAGE

1.	.463	Chuck Gibbon	1950
2.	.444	Ed Roginson	1946
3.	.419	Steve Rodriguez	1991
4.	.412	Dan Garrett	1970
5.	.410	Clark Rex	1959
6.	.408	John Gates	1950
7.	.402	John Gates	1949
8.	.398	Don Gifford	1956
9.	.397	Steve Zorn	1998
10.	.397	Jared Pitney	2001

(minimum 75 AB)

SLUGGING PERCENTAGE

1.	.788	Chuck Gibbon	1950
2.	.722	Brad Bierley	1985
3.	.694	G.J. Raymundo	1999
4.	.665	Jared Pitney	2001
5.	.654	Dane Sardinha	1999
6.	.647	Chris Martin	1990
7.	.641	Ruben Gonzalez	1987
8.	.634	Dane Sardinha	2000
9.	.631	Ed Montague	2002
10.	.622	Chris Kelly	2003

(minimum 75 AB)

ON-BASE PERCENTAGE

1.	.511	Garry Humpston	1980
2.	.497	David Sugden	1998
3.	.496	Rick Hirtensteiner	1989
4.	.491	John Damon	1981
5.	.490	Chad Kreuter	1985
6.	.486	Steve Erickson	1987
7.	.478	Steve Rodriguez	1991
8.	.477	Gail Hopkins	1963
9.	.475	Dan Melendez	1992
10.	.474	Ryan Christenson	1995

(minimum 75 AB)

STOLEN BASE PERCENTAGE

1.	1.000	Danny Garcia (26-26)	2000
2.	.935	Skip Willis (29-31)	1972
3.	.903	Ryan Christenson (28-31)	1994
4.	.900	Kevin Estrada (36-40)	2003
	.900	Andy Stankiewicz (27-30)	1984
6.	.897	John Damon (26-29)	1980
7.	.893	Tim Gloyd (67-75)	1979
8.	.889	Tim Gloyd (24-27)	1978
	.889	Nezi Balelo (24-27)	1985
10.	.885	Chris Sheff (23-26)	1991

(minimum 25 attempts)

GAMES PLAYED

1.	68	Steve Erickson	1985
	68	Ralph Sheffield	1982
	68	Chris Johnson	1985
	68	Brad Bierley	1985
	68	Jere Longenecker	1982
	68	Jim Jones	1982
7.	67	Nezi Balelo	1985
	67	Chad Kreuter	1985
	67	Larry Lee	1982
	67	Mike Gates	1979

AT-BATS

1.	269	Kevin Estrada	2003
2.	267	David Uribes	2005
	267	Jere Longenecker	1982
4.	263	Brad Bierley	1985
5.	262	David Uribes	2004
6.	260	Dane Sardinha	1999
7.	256	Chad Tracy	2005
	256	Nezi Balelo	1985
9.	254	Duke Sardinha	2002
	254	Chad Tracy	2006

RUNS

1.	74	David Uribes	2004
	74	Ryan Christenson	1995
3.	69	Brad Bierley	1985
4.	68	Rick Hirtensteiner	1989
5.	65	Chris Martin	1990
6.	63	6 players	

HITS

1.	104	Steve Rodriguez	1991
2.	95	Dane Sardinha	1999
	95	Jared Pitney	2001
4.	94	Chad Tracy	2005
5.	93	Brad Bierley	1985
6.	91	Jere Longenecker	1982
7.	89	Danny Garcia	2001
8.	88	Kevin Estrada	2003
9.	87	Steve Rodriguez	1992
10.	86	Rick Hirtensteiner	1987
	86	Jalal Leach	1990

DOUBLES

1.	26	Dane Sardinha	1999
2.	24	Danny Worth	2006
3.	23	Chris Kelly	2003
	23	Woody Cliffords	2001
5.	22	Chad Tracy	2005
	22	Jared Pitney	2001
	22	Chris Cosbey	1998
8.	20	5 players	

TRIPLES

1.	12	Ralph Sheffield	1983
2.	8	Brad Bierley	1983
3.	7	Adrian Ortiz	2005
	7	Chris Cosbey	1997
	7	Ryan Christenson	1995
6.	6	Matt Howard	1989
	6	Brian Scharkey	1984
	6	Chris Sheff	1991
	6	Chris Cosbey	1998
10.	5	12 players	

HOME RUNS

1.	27	Brad Bierley	1985
2.	18	Chris Kelly	2002
3.	17	Dane Sardinha	2000
	17	Ruben Gonzalez	1987
5.	16	G.J. Raymundo	1999
6.	15	Chris Kelly	2003
	15	Dane Sardinha	1999
8.	14	Chris Martin	1990
	14	Jared Pitney	2001
10.	13	Dane Sardinha	1998
	13	G.J. Raymundo	1998
	13	Ryan Radmanovich	1993
	13	Rock Mills	2002

RUNS BATTED IN

1.	75	Brad Bierley	1985
2.	72	Dane Sardinha	2000
3.	68	G.J. Raymundo	1999
4.	67	Jared Pitney	2001
	67	Ruben Gonzalez	1987
6.	65	Chris Martin	1990
7.	63	Dane Sardinha	1999
	63	Scott Shockey	1989
9.	62	Bob Helsom	1979
10.	61	Chad Tracy	2005

TOTAL BASES

1.	190	Brad Bierley	1985
2.	170	Dane Sardinha	1999
3.	159	Jared Pitney	2001
4.	156	Chad Tracy	2005
5.	153	Chris Kelly	2003
6.	152	G.J. Raymundo	1999
7.	147	Dane Sardinha	2000
8.	146	Steve Rodriguez	1991
9.	143	Mike Gates	1979
	143	Ruben Gonzalez	1987

WALKS

1.	88	Chad Kreuter	1985
2.	62	Ralph Sheffield	1982
3.	58	Ralph Sheffield	1983
4.	52	Steve Erickson	1985
5.	51	Garry Humpston	1979
	51	John Damon	1981
	51	Dan Melendez	1990
8.	48	Mike Gates	1979
9.	47	Bob Helsom	1979
10.	46	Doug Fritz	1982

HIT BY PITCH

1.	24	Jay Schellini	1979
2.	20	Garry Humpston	1980
3.	16	Rock Mills	2001
4.	15	Damon Katz	2000
	15	Steve Kleen	2004
6.	14	David Uribes	2004
	14	Ron Dearth	1980
	14	Rick Hirtensteiner	1989
	14	Damon Katz	1999
	14	Ryan Heroy	2007

STRIKEOUTS

1.	54	Matt McElreath	1993
2.	53	Chris Kelly	2002
3.	48	Dane Sardinha	1998
4.	47	Duke Sardinha	2002
	47	Dane Sardinha	2000
6.	46	Cleo Harris	1960
7.	45	Rick Hirtensteiner	1986
8.	44	Dane Sardinha	1999
9.	43	6 players	


STOLEN BASES

1.	67	Tim Gloyd	1979
2.	55	Ralph Sheffield	1982
3.	48	Skip Willis	1974
4.	47	Dave Schuler	1980
5.	44	Doug Fritz	1982
6.	38	Skip Willis	1975
7.	37	Steve Erickson	1985
	37	John Damon	1981
	37	David Rhoades	1982
10.	36	Dave Schuler	1979
	36	Kevin Estrada	2003

FIELDING

(Highest fielding pct., min. 100 chances)

1.	1.000	Cory Brightwell	2004
	1.000	Brad Bierley	1985
	1.000	Donald Brown	2006
4.	.998	Garry Humpston	1979
5.	.998	Garry Humpston	1980
6.	.998	Garry Humpston	1978
7.	.997	Dan Melendez	1992
8.	.996	Dan Melendez	1991
9.	.995	Dan Melendez	1990
10.	.995	Rick Grasinger	1977



BRAD BIERLEY

PEPPERDINE

SEASON PITCHING RECORDS

EARNED RUN AVERAGE

1.	1.25	Eric Brubaker	1995
2.	1.25	Stan Skeen	1963
3.	1.43	Pat Murphy	1974
4.	1.44	Tom Blunt	1963
5.	1.45	Mark Lee	1975
6.	1.49	Steve Montgomery	1991
7.	1.55	Mike Scott	1975
8.	1.59	Albert Arrieta	1979
9.	1.60	Scott Wegner	1973
10.	1.64	Steve Duda	1993

(minimum 50 IP)

OPPONENT BATTING AVERAGE

1.	.183	Cade Gaspar	1994
2.	.186	Jason Dietrich	1994
3.	.193	Steve Montgomery	1992
4.	.195	Randy Wolf	1996
5.	.198	Mauricio Estavil	1994
6.	.199	Noah Lowry	2001
7.	.201	Patrick Ahearne	1992
8.	.205	Randy Wolf	1995
9.	.206	Steve Duda	1992
10.	.209	Ben Burnett	1960
	.209	Noah Lowry	2000

(minimum 50 IP)

MOST STRIKEOUTS PER 9 INNINGS

1.	12.24	Tom Blunt	1963
2.	10.77	Jason Dietrich	1994
3.	10.66	Larry Craig	1960
4.	10.54	Will Ohman	1998
5.	10.53	Noah Lowry	2001
6.	10.34	Steve Montgomery	1992
7.	10.24	Dan Vorhies	1970
8.	10.19	Randy Wolf	1996
9.	9.92	Andy Shibillo	1998
10.	9.63	Mike Fetters	1986

(minimum 50 IP)

WINS

1.	16	Jon Furman	1982
2.	15	Scott Marrett	1985
	15	Patrick Ahearne	1992
4.	14	Noah Lowry	2001
	14	Mark Lee	1975
6.	13	Mike Fetters	1986
	13	Barry Enright	2006
	13	Pat Murphy	1974
9.	12	Steve Duda	1993
	12	Steve Duda	1990
	12	Britt Craven	1990
	12	Barry Enright	2007

LOSSES

1.	12	Joe Aversa	1966
2.	8	Dan Vorhies	1971
	8	Stan Blunt	1962
	8	Tony Cameron	1977
	8	Jim Drews	1953
	8	Pat Murphy	1973
7.	7	11 players	

SAVES

1.	18	Jay Gehrke	1999
2.	17	Steve Kleen	2005
3.	12	Jason Dominguez	2007
4.	11	Steve Scanlon	1987
	11	Mauricio Estavil	1994
	11	Brett Hunter	2006
7.	10	Derek Wallace	1990
8.	9	Greg Reece	1972
	9	Steve Montgomery	1992
	9	Eric Brubaker	1996
	9	Kea Kometani	2003

APPEARANCES

1.	37	Kea Kometani	2003
2.	35	Steve Montgomery	1992
3.	32	Steve Kleen	2004
	32	Steve Kleen	2003
5.	31	Eric Brubaker	1995
	31	Adam Housley	1993
	31	Jay Gehrke	1999
	31	Paul Coleman	2004
9.	30	Mauricio Estavil	1994
	30	John Workman	1996

GAMES STARTED

1.	21	Jerry Aschoff	1991
2.	20	Barry Enright	2006
3.	19	Patrick Ahearne	1992
	19	Scott Marrett	1985
	19	Bob Ganger	1978
	19	Mike Scott	1976
	19	Mike Fetters	1986
8.	18	Barry Enright	2005
	18	Steve Duda	1993
	18	Kea Kometani	2005
	18	Jacob Barrack	2004
	18	Brad Tucker	1999
	18	Barry Enright	2007

COMPLETE GAMES

1.	12	Mike Fetters	1986
2.	11	Doug Simons	1988
	11	Mike Scott	1975
4.	10	Tony Troncale	1949
	10	Mark Lee	1975
	10	Scott Marrett	1985
7.	9	Larry Craig	1961
8.	8	6 players	

SHUTOUTS

1.	3	Mike Scott	1974
	3	Steve Duda	1992
	3	Jay Adams	1999
	3	Mike Fetters	1986
	3	Britt Craven	1990
	3	Bob Ganger	1978
	3	Randy Wolf	1995
	3	Patrick Ahearne	1992
9.	2	several players	

INNINGS PITCHED

1.	147.2	Mike Fetters	1986
2.	142.2	Scott Marrett	1985
	142.2	Patrick Ahearne	1992
4.	139.1	Mike Scott	1975
5.	137.0	Steve Duda	1993
6.	134.0	Britt Craven	1989
7.	132.1	Jon Furman	1982
8.	131.1	Barry Enright	2007
9.	130.2	Tony Troncale	1949
	130.2	Tony Lewis	1986

HITS ALLOWED

1.	145	Kea Kometani	2004
	145	Barry Enright	2006
3.	142	Brandon Boesch	2002
4.	138	Kea Kometani	2005
5.	134	Tony Troncale	1949
6.	126	Mike Fetters	1986
7.	122	Kevin Beavers	2002
8.	119	Jon Furman	1982
9.	118	Patrick Ahearne	1991
	118	Jacob Barrack	2004

RUNS ALLOWED

1.	94	Tony Troncale	1949
2.	86	Phil Seyb	1949
3.	84	Joe Aversa	1966
4.	75	Brandon Boesch	2004
5.	74	Brandon Boesch	2002
6.	72	Mike Fields	1966
	72	Mike Fetters	1986
8.	67	Stan Blunt	1962
	67	Kevin Beavers	2002
	67	Jacob Barrack	2004
	67	Jim Drews	1953

WALKS ALLOWED

1.	73	Mike Fetters	1985
2.	71	Jon Furman	1982
3.	68	Rick Thurman	1983
4.	67	Mike Fetters	1986
5.	66	Patrick Dubar	1986
	66	Stan Blunt	1962
7.	64	John Kuzmic	1989
	64	Mike Fields	1966
9.	63	Stu Hopper	1950
10.	61	Stan Skeen	1963

STRIKEOUTS

1.	158	Mike Fetters	1986
2.	142	Noah Lowry	2001
3.	128	Randy Wolf	1997
4.	127	Patrick Ahearne	1992
5.	114	Steve Duda	1993
6.	111	Randy Wolf	1996
	111	Andy Shibillo	1998
8.	107	Jacob Barrack	2004
9.	103	Daniel Haren	2000
10.	102	Wayne Helm	1989

HOME RUNS ALLOWED

1.	14	Barry Enright	2006
2.	12	Kevin Beavers	2002
	12	Greg Ramirez	2002
	12	Daniel Haren	2000
5.	11	Jacob Barrack	2004
6.	10	Jason LeBlanc	1995
	10	Stan Blunt	1962
	10	Barry Enright	2005
	10	Derek Mills	2002
	10	Paul Avery	1998

MOST HIT BATTERS

1.	19	Brandon Boesch	2004
2.	17	Greg Ramirez	2003
3.	15	Brandon Boesch	2003
4.	14	Wayne Helm	1989
5.	13	Paul Coleman	2005
	13	Greg Ramirez	2002
7.	12	Derek Mills	2002
	12	Brad Tucker	1998
9.	11	Daniel Haren	2000
	11	James Carroll	2002
	11	Jacob Barrack	2004
	11	Greg Ramirez	2001



DAN HAREN

PEPPERCORN

SEASON TEAM RECORDS

BATTING

BATTING AVERAGE

1.	.328	1987
2.	.324	1999
3.	.318	2001
4.	.311	1998
5.	.310	1991
6.	.307	1950
7.	.304	1985
8.	.304	1989
9.	.303	2004
	.303	1992

SLUGGING PERCENTAGE

1.	.501	1987
2.	.494	1999
3.	.489	1998
4.	.478	1992
5.	.467	1989
	.467	2001
7.	.461	2002
8.	.458	1993
9.	.452	1950
10.	.451	1990

ON-BASE PERCENTAGE

1.	.465	1972
2.	.404	1981
	.404	1987
4.	.403	1999
	.403	1960
6.	.400	1982
7.	.396	1991
8.	.395	1989
9.	.393	2001
	.393	1990
	.393	1980

GAMES

1.	71	1979
2.	68	1982
	68	1985
4.	64	2005
5.	63	1987
	63	2002
	63	2006
8.	62	2004
	62	1984
	62	1988
	62	1999

AT-BATS

1.	2,286	1979
2.	2,234	2005
3.	2,213	2002
4.	2,210	1985
5.	2,201	2004
6.	2,176	2006
7.	2,164	1999
8.	2,158	1982
9.	2,121	2003
10.	2,116	2001
	2,116	1987

RUNS

1.	492	1979
2.	475	1982
3.	447	1999
4.	441	1987
5.	428	1985
6.	426	1992
7.	415	2001
8.	409	1989
9.	400	1991
10.	397	2000

HITS

1.	701	1999
2.	695	1987
3.	673	2001
4.	672	1985
5.	668	2004
6.	662	1979
7.	660	2005
8.	653	2006
9.	651	2002
10.	631	1982

DOUBLES

1.	150	1999
2.	140	1992
3.	131	2002
4.	130	2004
5.	129	2001
6.	127	2003
7.	124	2006
8.	123	2005
9.	120	1998
10.	117	1988

TRIPLES

1.	22	1991
	22	1983
3.	21	1989
	21	1980
5.	20	1981
	20	1978
7.	18	1984
	18	1979
9.	17	1988
	17	1960
	17	1970
	17	1950
	17	1999

HOME RUNS

1.	74	1987
2.	73	2002
3.	64	1998
4.	63	1985
5.	61	1999
6.	60	1993
	60	1992
8.	58	1989
9.	56	2001
	56	2004

RUNS BATTED IN

1.	421	1979
2.	410	1982
3.	409	1987
	409	1999
5.	378	1985
6.	373	2001
	373	1992
8.	364	1998
9.	363	2002
10.	360	1989
	360	2000

TOTAL BASES

1.	1,068	1999
2.	1,061	1987
3.	1,021	2002
4.	990	2004
5.	988	2001
6.	983	1985
7.	962	1992
8.	937	1998
9.	927	1979
10.	914	2005

WALKS

1.	395	1972
2.	385	1982
3.	363	1979
4.	310	1981
5.	304	1984
6.	294	1983
7.	292	1980
8.	288	1985
9.	284	1960
10.	278	1986

STRIKEOUTS

1.	420	2002
2.	363	2004
3.	354	2003
4.	342	2000
5.	340	2001
6.	323	1993
	323	1999
8.	318	1990
9.	316	2007
10.	306	1997

STOLEN BASES

1.	271	1982
2.	191	1979
3.	183	1985
4.	178	1983
5.	138	1980
	138	1987
7.	132	1974
	132	1989
9.	126	1981
10.	125	1991

PITCHING

EARNED RUN AVERAGE

1.	1.62	1963
2.	2.15	1975
3.	2.23	1974
4.	2.65	1993
5.	2.95	1979
6.	2.98	1978
7.	3.04	1992
8.	3.10	1973
9.	3.16	1996
10.	3.33	1994
	3.33	2007

OPPONENT BATTING AVERAGE

1.	.228	1960
2.	.229	1983
3.	.231	1994
4.	.232	1985
5.	.233	1989
6.	.233	1992
7.	.237	1986
8.	.242	1993
9.	.243	1996
10.	.247	2001

MOST STRIKEOUTS/9 INN.

1.	8.80	1963
2.	8.03	1960
3.	7.74	1992
4.	7.71	1998
5.	7.20	2004
6.	7.18	1993
7.	7.09	2001
8.	7.08	1997
9.	7.00	1970
10.	6.91	2000

WINS

1.	53	1979
2.	52	1985
3.	48	1987
	48	1992
5.	46	1982
	46	1999
7.	42	2006
	42	2001
9.	41	2005
	41	1991
	41	1984
	41	1993
	41	1989

LOSSES

1.	32	2002
	32	2004
3.	28	1973
4.	27	1977
	27	1966
6.	25	1980
	25	1964
	25	2003
	25	1997
10.	24	1971
	24	1988

SAVES

1.	24	1987
2.	22	2005
3.	20	1999
4.	17	2007
5.	15	1979
	15	2006
	15	1994
	15	1974
9.	14	1972
	14	1990

COMPLETE GAMES

1.	26	1986
	26	1975
3.	21	1988
	21	1985
5.	20	1962
	20	1979
7.	19	1982
8.	17	1989
9.	16	1983
	16	1997

SHUTOUTS

1.	12	1992
	12	1986
3.	11	1978
4.	10	1990
5.	8	1974
	8	1999
	8	1996
8.	7	1991
9.	6	2001
	6	1997

RUNS

1.	418	2002
2.	383	2004
3.	315	1982
4.	308	1988
5.	299	2000
6.	296	1980
7.	294	1987
8.	293	1998
9.	292	1985
10.	290	2005

WALKS

1.	339	1982
2.	308	1979
3.	293	1985
4.	284	1987
5.	281	1983
	281	1980
7.	269	1984
8.	265	1986
	265	1976
10.	257	1981

STRIKEOUTS

1.	445	1992
2.	434	2005
3.	433	2004
4.	422	1998
5.	420	2001
6.	399	1997
	399	2000
8.	393	1993
9.	383	1999
	383	2003
	383	1982

HOME RUNS

1.	64	2002
2.	48	2000
3.	45	1984
4.	44	2004
	44	1986
6.	42	1997
	42	2003
8.	41	1998
9.	38	1982
10.	37	1987

WILD PITCHES

1.	59	2004
2.	50	2002
3.	49	1989
4.	48	2003
5.	45	1985
6.	43	1998
7.	42	1987
8.	41	1997
9.	39	1980
	39	2005

FIELDING

FIELDING PERCENTAGE

1.	.975	1985
	.975	2000
	.975	2006
4.	.973	2003
	.973	1996
	.973	1992
	.973	2007
8.	.972	1999
9.	.970	1977
	.970	1997
	.970	1978

PUTOUTS

1.	1,742	1985
2.	1,716	2005
3.	1,683	2006
4.	1,678	1982
5.	1,664	2002
6.	1,649	1999
7.	1,624	2004
8.	1,621	2003
9.	1,602	1984
10.	1,600	2001

ASSISTS

1.	874	1985
2.	824	1984
3.	760	1999
4.	755	1991
5.	742	1988
6.	739	1989
7.	734	1990
8.	731	2002
9.	721	1987
10.	717	1992

ERRORS

1.	125	1966
2.	118	1949
3.	113	1960
4.	105	1995
	105	1953
6.	97	1982
7.	95	1984
8.	93	1976
9.	90	2002
10.	85	1994

PEPPERDINE

MISCELLANEOUS RECORDS

INDIVIDUAL, GAME

BATTING

Runs.....	5, Ryan Christenson, vs. Loyola Marymount (4/3/1994)
	Brad Bierley, vs. SoCal College (2/12/1983)
Hits.....	5, 26 players, last: Steve Kleen, at Houston (2/20/2005)
Home Runs.....	3, 5 players, last: David Newhan vs. Cal Poly (2/21/1995)
Runs Batted In.....	8, David Main, vs. San Francisco (2/28/1992)
	OrvilleFranchuck, vs. Westmont (3/7/1964)
Walks.....	5, Woody Cliffords, vs. Cal Poly (2/23/2001)
Strikeouts.....	5, Greg Bero, vs. Cal State Los Angeles (3/6/1970)

PITCHING

Innings Pitched.....	13, Mike Fetters, vs. Long Beach State (3/31/1984)
Strikeouts.....	16, Paul Coleman, vs. New Orleans (3/5/2005)
Strikeouts (7-Inning Game).....	12, Tony Lewis, vs. USIU (5/4/1985)
Walks.....	12, Lee Boles, vs. UC Santa Barbara (4/11/69)

Consecutive Scoreless Innings.....	27.0, Mike Scott (Feb. 23-Apr. 4, 1975)
Consecutive Scoreless Innings, 2 Seasons.....	30.2, Doug Simons (Apr. 30, 1986-Mar. 3, 1987)

SINGLE SEASON, TEAM

Wins.....	53 in 1979
Losses.....	31 in 1969
Winning Percentage.....	.808 (48-11-1) in 1992
Consecutive Wins.....	21 (Mar. 29-May 5, 1987)
Consecutive Wins To Open Season.....	9, (Jan. 29-Feb. 19, 1999)
Consecutive Losses.....	12 (Apr. 26-May 13, 1969 and Mar. 23-Apr. 13, 1973)
Fewest Wins.....	9 in 1967, 1968 and 1969
Fewest Losses.....	8 in 1963
Errors Committed.....	115 in 1982
Double Plays Turned.....	91 in 1984
Stolen Bases.....	271 in 1982
Most Wins, Home.....	31 in 1985
Fewest Wins, Home.....	9 in 1973
Most Losses, Home.....	15 in 1980
Fewest, Losses, Home.....	1 in 1992

PEPPERDINE NO-HITTERS

DENNIS MIGLIAZZO

Feb. 26, 1972: Pepperdine at UC San Diego

PEP	1	4	2	0	2	0	0	—	9	14	4
UCSD	0	0	0	0	0	0	0	—	0	0	3

MIKE SCOTT

Feb. 17, 1976: Cal Lutheran at Pepperdine

CLC	0	0	0	0	0	0	0	0	—	0	0	2	
PEP	1	0	0	0	1	0	1	0	x	—	3	7	0

BOB IEZZA

March 28, 1981: Cal State Fullerton at Pepperdine

CSUF	0	0	0	0	0	0	0	0	—	0	0	2	
PEP	0	0	0	1	0	0	0	1	x	—	2	5	1

SCOTT MARRETT

Feb. 20, 1985: La Verne at Pepperdine

LV	0	0	0	0	0	0	0	0	—	0	0	3	
PEP	1	0	1	0	0	0	0	0	x	—	2	6	0

RANDY WOLF


March 15, 1996: Gonzaga at Pepperdine

GON	0	0	0	0	0	0	0	0	—	0	0	2	
PEP	0	0	0	0	0	0	0	2	x	—	2	5	2

SEASON OPENERS

YEAR	OPPONENT	SCORE	YEAR	OPPONENT	SCORE
1954	Cal Tech	W 9-0	1982	Saint Mary's	W 10-1
1955	Whittier College	W 33-2	1983	Westmont	W 5-3
1956	Cal Poly Pomona	L 5-3	1984	Cal State Los Angeles	L 14-7
1957	Cal Poly Pomona	W 7-1	1985	UC Santa Barbara	T 6-6 (10)
1958	Loyola Marymount	W 3-2	1986	UCLA	W 8-5
1959	Whittier College	W 5-0	1987	UC Santa Barbara	W 11-9
1960	Redlands	W 6-4	1988	UCLA	L 9-3
1961	Whittier	W 7-0	1989	Westmont	W 9-1
1962	Fresno State	L 12-5	1990	Westmont	W 8-5
1963	Claremont-Mudd	W 10-2	1991	Westmont	W 21-0
1964	UCLA	W 8-7	1992	Westmont	W 8-5
1965	San Diego	W 7-4	1993	Cal Poly Pomona	W 4-2
1966	Cal State Fullerton	W 11-2	1994	Westmont	W 11-5
1967	Arizona	L 3-1	1995	Westmont	W 4-3
1968	Fresno State	L 9-1	1996	Westmont	W 12-1
1969	Cal State Fullerton	W 12-11	1997	Nevada	L 8-6
1970	Cal State Los Angeles	L 3-2	1998	Nevada	W 7-5
1971	Cal State Fullerton	L 6-5	1999	Nevada	W 6-2
1972	Cal State Fullerton	W 3-1	2000	USC	L 7-3
1973	Whittier	W 5-2	2001	Cal State Fullerton	W 5-2
1974	USC	L 6-1	2002	Nevada	W 2-0
1975	Azusa Pacific	L 3-0	2003	Washington	W 1-0
1976	Arizona	L 13-2	2004	UC Irvine	W 8-7
1977	Westmont	L 3-1	2005	at UC Santa Barbara	W 8-4
1978	USC	W 3-0	2006	UNLV	W 5-4
1979	Cal Poly Pomona	L 8-6	2007	UNLV	W 4-3
1980	Cal Poly Pomona	L 5-3			
1981	Cal Poly Pomona	W 10-2			

Pepperdine record in season openers: 36-16-1



RANDY WOLF

PEPPERDINE

YEARLY BATTING LEADERS

BATTING AVERAGE

1970	Dan Garrett411
1971	Rick Nicholson335
1972	Skip Willis348
1973	Scott Muckey293
1974	Carlo Mejia344
1975	Steve Smith320
1976	Jeff Hancock340
1977	Tom Soto325
1978	Tom Ruegger353
1979	Mike Gates364
1980	Keith Mucha352
1981	Bill Bathe363
1982	Doug Fritz345
1983	Brad Bierley324
1984	Martin Montano353
1985	Brad Bierley354
1986	Paul Faries356
1987	***Steve Erickson393
1988	Rick Hirtensteiner337
1989	Rick Hirtensteiner366
1990	Jalal Leach363
1991	Steve Rodriguez419
1992	Dan Melendez354
1993	Eric Ekdahl324
1994	Ryan Christenson341
1995	***Ryan Christenson376
1996	David Rosato341
1997	Mark Lopez340
1998	***Steve Zorn397
1999	G.J. Raymundo379
2000	Dane Sardinha353
2001	***Jared Pitney397
2002	Ed Montague359
2003	Chris Kelly337
2004	Steve Kleen373
2005	***Chad Tracy367
2006	David Uribes374
2007	Danny Worth344

RUNS SCORED

1970	Larry Puckett29
1971	S. Dresser/B. Thomas23
1972	Skip Willis35
1973	Scott Muckey42
1974	Skip Willis48
1975	Skip Willis36
1976	Jeff Hancock27
1977	Tom Ruegger36
1978	Mike Gates37
1979	Mike Gates/Tim Gloyd63
1980	Dave Schuler54
1981	John Damon46
1982	Jere Longenecker60
1983	Brad Bierley50
1984	Andy Stankiewicz63
1985	***Brad Bierley69
1986	Andy Stankiewicz59
1987	Steve Erickson60
1988	Rick Hirtensteiner56
1989	Rick Hirtensteiner68
1990	Chris Martin65
1991	Steve Rodriguez63
1992	***Steve Rodriguez62
1993	Scott Vollmer45
1994	***Ryan Christenson54
1995	***Ryan Christenson74
1996	Dennis Konrady41
1997	Rob Reid63
1998	Chris Cosbey51
1999	G.J. Raymundo60
2000	Woody Cliffords56
2001	***Woody Cliffords63
2002	Cory Brightwell53
2003	Kevin Estrada53
2004	***David Uribes74
2005	David Uribes60
2006	David Uribes53
2007	Adrian Ortiz51

RUNS BATTED IN

1970	Marc Gerhardt38
1971	Dan Garrett24
1972	Tim Alcanter38
1973	Scott Muckey21
1974	Carlo Mejia38
1975	Carlo Mejia34
1976	Dan Cowgill24
1977	Bob Helsom31
1978	Tom Ruegger35
1979	Bob Helsom62
1980	Keith Mucha39
1981	Bill Bathe48
1982	Jere Longenecker57
1983	Jim Jones38
1984	Martin Montano44
1985	***Brad Bierley75
1986	Paul Faries50
1987	Ruben Gonzalez67
1988	Scott Shockey54
1989	***Scott Shockey63
1990	Chris Martin65
1991	Dan Melendez60
1992	***Scott Vollmer53
1993	Ryan Radmanovich41
1994	Ryan Christenson44
1995	David Newhan48
1996	Gerardo Gonzalez46
1997	David Matrang50
1998	Steve Zorn52
1999	G.J. Raymundo68
2000	Dane Sardinha72
2001	***Jared Pitney67
2002	Chris Kelly50
2003	Chris Kelly55
2004	Steve Kleen56
2005	***Chad Tracy61
2006	Chad Tracy46
2007	Eric Thames44

TRIPLES

1970	Tony Caira5
1971	Rick Mejia4
1972	Tim Alcanter5
1973	Scott Muckey/Skip Willis2
1974	Three Players3
1975	Steve Smith3
1976	Four Players1
1977	Tom Ruegger5
1978	Mike Gates4
1979	Mike Gates4
1980	Bob Helsom5
1981	John Damon3
1982	L. Lee/J. Longenecker3
1983	Brad Bierley8
1984	Brian Scharkey6
1985	Brad Bierley4
1986	Rick Hirtensteiner5
1987	Steve Kirkpatrick4
1988	R. Hirtensteiner/M. Howard5
1989	Matt Howard6
1990	Steve Rodriguez5
1991	Chris Sheff6
1992	Chris Sheff3
1993	Dell'Amico/Radmanovich3
1994	Three Players2
1995	***Ryan Christenson7
1996	Chris Cosbey/Josh Oder2
1997	***Chris Cosbey7
1998	Chris Cosbey6
1999	G.J. Raymundo3
2000	Three Players2
2001	Danny Garcia3
2002	Cory Brightwell2
2003	K. Estrada/C. Brightwell3
2004	***David Uribes4
2005	***Adrian Ortiz7
2006	Chad Tracy/Luke Salas4
2007	***Eric Thames5

WALKS

1970	Marc Gerhardt18
1971	Steve Dresser27
1972	Steve Dresser27
1973	Skip Willis43
1974	Skip Willis35
1975	Skip Willis31
1976	Phil Perry32
1977	Bob Helsom30
1978	Garry Humpston28
1979	Mike Gates48
1980	Bob Helsom33
1981	John Damon54
1982	Ralph Sheffield62
1983	Ralph Sheffield58
1984	Montano/Stankiewicz40
1985	Steve Erickson52
1986	Steve Erickson44
1987	Steve Erickson38
1988	Rick Hirtensteiner43
1989	Rick Hirtensteiner42
1990	Dan Melendez51
1991	John Damon37
1992	Dan Melendez41
1993	E. Ekdahl/Radmanovich27
1994	Christenson/D. Newhan34
1995	Ryan Christenson39
1996	Dennis Konrady43
1997	David Matrang41
1998	David Matrang29
1999	Woody Cliffords40
2000	Woody Cliffords45
2001	Woody Cliffords38
2002	Ed Montague29
2003	David Uribes34
2004	Brent Lewis35
2005	Steve Kleen36
2006	Donald Brown42
2007	Donald Brown37

AT-BATS

1970	Larry Puckett159
1971	Bill Thomas170
1972	Jerry Renfro160
1973	Scott Muckey181
1974	Rob Picciolo198
1975	Steve Smith203
1976	Steve Smith186
1977	Tom Soto206
1978	Mike Gates181
1979	Mike Gates237
1980	Dave Schuler208
1981	Bill Bathe179
1982	Jere Longenecker267
1983	Larry Lee205
1984	Andy Stankiewicz242
1985	Brad Bierley263
1986	Andy Stankiewicz233
1987	Steve Kirkpatrick244
1988	Matt Howard243
1989	Matt Howard237
1990	Steve Rodriguez241
1991	Steve Rodriguez248
1992	Steve Rodriguez250
1993	Mark Wasikowski224
1994	Ryan Christenson211
1995	Ryan Christenson226
1996	Josh Oder183
1997	Rob Reid242
1998	Chris Cosbey237
1999	Dane Sardinha260
2000	Woody Cliffords234
2001	Woody Cliffords250
2002	Duke Sardinha315
2003	Kevin Estrada269
2004	David Uribes262
2005	David Uribes267
2006	Chad Tracy254
2007	Adrian Ortiz243

HITS

1970	Dan Garrett56
1971	Steve Dresser48
1972	Skip Willis45
1973	Scott Muckey53
1974	Skip Willis58
1975	Steve Smith65
1976	Rob Klebba56
1977	Tom Soto67
1978	Tom Ruegger59
1979	Mike Gates85
1980	Dave Schuler73
1981	Bill Bathe65
1982	Jere Longenecker91
1983	Brad Bierley59
1984	Chris Johnson77
1985	***Brad Bierley93
1986	Paul Faries78
1987	***Rick Hirtensteiner86
1988	Matt Howard79
1989	Matt Howard82
1990	Jalal Leach86
1991	***Steve Rodriguez104
1992	***Steve Rodriguez87
1993	Mark Wasikowski70
1994	Ryan Christenson72
1995	***Ryan Christenson85
1996	Josh Oder59
1997	Rob Reid77
1998	Chris Cosbey85
1999	***Dane Sardinha95
2000	Dane Sardinha82
2001	***Jared Pitney95
2002	Ty Harper84
2003	Kevin Estrada88
2004	S. Kleen/D. Uribes84
2005	***Chad Tracy94
2006	David Uribes85
2007	A. Ortiz/D. Worth83

DOUBLES

1970	Steve Dresser8
1971	Three Players4
1972	Wes Jermyn11
1973	Scott Muckey10
1974	Rob Picciolo10
1975	Steve Smith14
1976	Jeff Hancock14
1977	Bob Helsom12
1978	Tom Ruegger14
1979	Mike Gates19
1980	Dave Schuler12
1981	John Damon14
1982	Jere Longenecker20
1983	Jim Jones15
1984	Chris Johnson/C. Kreuter15
1985	Nezi Balelo15
1986	Rick Hirtensteiner16
1987	Steve Kirkpatrick17
1988	Hirtensteiner/Shockey17
1989	M. Howard/S. Shockey17
1990	Jim Doyle20
1991	Chris Sheff18
1992	M. McElreath/Wasikowski18
1993	David Lovell14
1994	Ruben Gamboa12
1995	***Ruben Gamboa16
1996	Gerardo Gonzalez17
1997	Josh Oder19
1998	***Chris Cosbey22
1999	***Dane Sardinha26
2000	Danny Garcia19
2001	***Woody Cliffords23
2002	Duke Sardinha20
2003	Chris Kelly23
2004	Steve Kleen20
2005	***Chad Tracy22
2006	***Danny Worth24
2007	Danny Worth19

HOME RUNS

1970	Marc Gerhardt5
1971	Dan Garrett4
1972	Tim Alcanter6
1973	Steve Dresser3
1974	Carlo Mejia4
1975	Carlo Mejia8
1976	Jeff Hancock7
1977	Jeff Hancock5
1978	Mike Gates/Tom Soto5
1979	Mike Gates11
1980	Bob Helsom9
1981	Bill Bathe10
1982	Jim Jones7
1983	Jim Jones6
1984	Andy Stankiewicz11
1985	***Brad Bierley27
1986	Kirkpatrick/Stankiewicz4
1987	***Ruben Gonzalez17
1988	Scott Shockey9
1989	***Rick Hirtensteiner12
1990	Chris Martin14
1991	Steve Rodriguez7
1992	Dan Melendez12
1993	Ryan Radmanovich13
1994	Keith McDonald7
1995	***David Newhan11
1996	Gerardo Gonzalez7
1997	David Matrang11
1998	Raymundo/Sardinha13
1999	G.J. Raymundo16
2000	Dane Sardinha17
2001	Jared Pitney14
2002	Chris Kelly18
2003	Chris Kelly15
2004	***Chad Tracy12
2005	***Chad Tracy12
2006	Justin Tellam8
2007	Ryan Heroy7

STOLEN BASES

1970	Willie Baptist14
1971	Three Players10
1972	Skip Willis29
1973	Skip Willis33
1974	Skip Willis48
1975	Skip Willis38
1976	Phil Perry16
1977	Tom Ruegger11
1978	Tim Gloyd24
1979	Tim Gloyd67
1980	Dave Schuler47
1981	John Damon39
1982	Ralph Sheffield55
1983	Ralph Sheffield33
1984	Andy Stankiewicz27
1985	Steve Erickson37
1986	Andy Stankiewicz34
1987	Steve Erickson34
1988	Rick Hirtensteiner18
1989	Richard Barnwell27
1990	Chris Martin31
1991	Steve Rodriguez32
1992	Steve Rodriguez35
1993	Ryan Radmanovich17
1994	Ryan Christenson28
1995	David Newhan35
1996	Cosbey/Konrady10
1997	Rob Reid14
1998	Chris Cosbey15
1999	Austin Evans20
2000	Danny Garcia26
2001	Danny Garcia27
2002	Ed Montague10
2003	Kevin Estrada36
2004</		

YEARLY PITCHING LEADERS

EARNED RUN AVERAGE

1970	Chuck Haser	3.19
1971	Greg Reece	2.62
1972	Dennis Migliazzo	2.59
1973	Scott Wegner	1.59
1974	Pat Murphy	1.42
1975	Mark Lee	1.44
1976	Mark Lee	2.41
1977	Randy Swan	2.60
1978	Bob Ganger	1.83
1979	Albert Arrieta	1.58
1980	Gary Kurtz	2.16
1981	Jon Furman	3.28
1982	Jon Furman	2.38
1983	Rick Thurman	2.91
1984	Mike Fetters	2.84
1985	***Scott Marrett	2.08
1986	***Tony Lewis	2.49
1987	***Craig Stiveson	2.72
1988	***Doug Simons	2.43
1989	Britt Craven	2.89
1990	***Steve Duda	2.93
1991	***Steve Montgomery	1.49
1992	***Steve Montgomery	1.74
1993	***Steve Duda	1.64
1994	***Jason Dietrich	1.66
1995	***Eric Brubaker	1.25
1996	Randy Wolf	2.02
1997	***Randy Wolf	1.79
1998	***Will Ohman	2.80
1999	***Jay Adams	2.56
2000	***Dan Haren	3.08
2001	***Noah Lowry	1.71
2002	Jacob Barrack	3.26
2003	Brandon Boesch	2.83
2004	Jacob Barrack	3.91
2005	Kea Kometani	3.17
2006	Paul Coleman	2.59
2007	***Barry Enright	1.99

WINS

1970	Greg Reece	5
1971	Jack Peres	8
1972	Dan Vorhies	7
1973	Rich Mora	7
1974	Pat Murphy	13
1975	Mark Lee	14
1976	Tony Cameron	9
1977	Bob Ganger	7
1978	Bob Ganger	11
1979	Arrieta/G. Kurtz/T. Pallas	10
1980	Gary Kurtz/Tim Montez	6
1981	Jon Furman	6
1982	Jon Furman	16
1983	Rick Thurman	10
1984	Mike Fetters	10
1985	***Scott Marrett	15
1986	Mike Fetters	13
1987	Doug Simons	11
1988	D. Burbank/D. Simons	11
1989	Britt Craven	10
1990	Britt Craven/Steve Duda	12
1991	Patrick Ahearne/S. Duda	11
1992	***Patrick Ahearne	15
1993	***Steve Duda	12
1994	Cade Gaspar	6
1995	***Eric Brubaker	10
1996	Randy Wolf	7
1997	Randy Wolf	9
1998	Brad Tucker	8
1999	***Jay Adams	11
2000	Dan Haren	8
2001	***Noah Lowry	14
2002	Brandon Boesch	6
2003	***G. Ramirez/J. Barrack	9
2004	J. Barrack/K. Kometani	8
2005	***B. Enright/K. Kometani	10
2006	***Barry Enright	13
2007	***Barry Enright	12

LOSSES

1970	Dan Vorhies	6
1971	Dan Vorhies	8
1972	Dennis Migliazzo	5
1973	Pat Murphy	8
1974	Mike Scott	5
1975	Mark Lee	5
1976	Mike Scott	6
1977	Tony Cameron	8
1978	Ted Pallas	4
1979	Ted Pallas	5
1980	Gary Kurtz	7
1981	Matt Elser/Gary Kurtz	5
1982	Bob Iezza	4
1983	Bryan Nabors/R. Thurman	5
1984	Martin Montano	7
1985	Mike Fetters/Tony Lewis	4
1986	Mike Fetters	7
1987	Doug Simons	4
1988	Patrick Dubar	6
1989	Wayne Helm	5
1990	Ryan Thibault	5
1991	P. Ahearne/J. Aschoff	5
1992	Four Players	2
1993	A. Housley/J. LeBlanc	4
1994	Matt Wise	6
1995	Greg Gregory	5
1996	Greg Gregory	5
1997	Dave Reed/John Workman	5
1998	Will Ohman	22
1999	Four Players	3
2000	Dan Haren	5
2001	Greg Ramirez	4
2002	B. Boesch/K. Beavers/J. Carroll	5
2003	Brandon Boesch	5
2004	Brandon Boesch	7
2005	Kea Kometani	5
2006	Paul Coleman	5
2007	B. Enright/B. Hunter	5

SAVES

1971	N. Carter/G. Reece	3
1972	Greg Reece	9
1973	Scott Wegner	7
1974	Don Hall	6
1975	Bruce Beck	5
1976	Mark Lee	6
1977	Bob Ganger	5
1978	Jeff Jens	5
1979	Mike Otto	6
1980	Matt Elser/Mike Otto	3
1981	Elser/Iezza/Montez	2
1982	Nabors/Rollo/Smith	2
1983	Rick Thurman	2
1984	D. Miramontes/Montano	5
1985	Mike Fetters	5
1986	M. Fetters/R. Hirtenstein	2
1987	***Steve Scanlon	11
1988	Wayne Helm	2
1989	Randy Hacker	4
1990	***Derek Wallace	10
1991	Steve Montgomery	4
1992	***Steve Montgomery	9
1993	Mauricio Estavil	5
1994	***Mauricio Estavil	11
1995	***Eric Brubaker	6
1996	Eric Brubaker	9
1997	John Workman	3
1998	Will Ohman	5
1999	***Jay Gehrke	18
2000	***Damon Katz/Noah Lowry	5
2001	K. Beavers/G. Ramirez	3
2002	Jacob Barrack	4
2003	Kea Kometani	9
2004	Steve Kleen	8
2005	***Steve Kleen	17
2006	***Brett Hunter	11
2007	***Jason Dominguez	12

APPEARANCES

1970	Lee Boles	17
1971	Jack Peres/Greg Reece	20
1972	Greg Reece	20
1973	Scott Wegner	26
1974	Don Hall/Rich Mora	24
1975	Mike Scott	23
1976	Mark Lee	26
1977	Bob Ganger	26
1978	Bob Ganger	21
1979	Mike Otto	24
1980	Mike Otto	27
1981	Tim Montez	17
1982	Jon Furman	23
1983	Rick Thurman	19
1984	Martin Montano	26
1985	Mike Fetters	28
1986	Mike Fetters	28
1987	Steve Scanlon	24
1988	Dennis Burbank	20
1989	Britt Craven/Wayne Helm	20
1990	Derek Wallace	28
1991	Steve Montgomery	27
1992	Steve Montgomery	35
1993	Adam Housley	31
1994	Mauricio Estavil	30
1995	Eric Brubaker	31
1996	John Workman	30
1997	John Workman	22
1998	Will Ohman	27
1999	Jay Gehrke	31
2000	Noah Lowry	29
2001	Greg Ramirez	24
2002	Derek Mills	23
2003	Kea Kometani	37
2004	Steve Kleen	32
2005	Steve Kleen	29
2006	Brett Hunter	29
2007	Jason Dominguez	29

INNINGS PITCHED

1970	Bill Fletcher	77.7
1971	Jack Peres	99.7
1972	Jack Peres	93.7
1973	Rich Mora	99.3
1974	Pat Murphy	119.3
1975	Mike Scott	139.3
1976	Mike Scott	117.0
1977	Bob Ganger	90.3
1978	Bob Ganger	122.7
1979	Ted Pallas	125.7
1980	Gary Kurtz	101.3
1981	Tim Montez	80.3
1982	Jon Furman	132.3
1983	Bob Iezza	108.0
1984	Martin Montano	116.0
1985	Scott Marrett	142.7
1986	Mike Fetters	147.7
1987	Craig Stiveson	119.7
1988	Doug Simons	130.3
1989	Britt Craven	134.0
1990	Britt Craven	123.7
1991	Patrick Ahearne	118.3
1992	Patrick Ahearne	142.7
1993	Steve Duda	137.0
1994	Cade Gaspar	82.3
1995	Randy Wolf	96.0
1996	Randy Wolf	98.0
1997	Randy Wolf	121.0
1998	Andy Shiblio	100.7
1999	Jay Adams	119.2
2000	Dan Haren	117.0
2001	Dan Haren	129.2
2002	Brandon Boesch	109.1
2003	Greg Ramirez	122.0
2004	Kea Kometani	120.0
2005	Kea Kometani	127.2
2006	Barry Enright	124.1
2007	Barry Enright	131.1

STRIKEOUTS

1970	Dan Vorhies	69
1971	Jack Peres	78
1972	Dennis Migliazzo	60
1973	Pat Murphy	80
1974	Pat Murphy	83
1975	Mike Scott	91
1976	Tony Cameron	88
1977	Tony Cameron	72
1978	Bob Ganger	80
1979	Ted Pallas	46
1980	Fran Cutty	43
1981	Jon Furman/Bob Iezza	52
1982	Jon Furman	88
1983	Rick Thurman	101
1984	Martin Montano	57
1985	Scott Marrett	80
1986	***Mike Fetters	158
1987	Craig Stiveson	82
1988	Doug Simons	83
1989	***Wayne Helm	102
1990	Britt Craven	65
1991	Patrick Ahearne	82
1992	***Patrick Ahearne	127
1993	***Steve Duda	114
1994	Cade Gaspar	67
1995	Randy Wolf	89
1996	Randy Wolf	111
1997	***Randy Wolf	128
1998	***Andy Shiblio	111
1999	Jay Adams	91
2000	Dan Haren	103
2001	***Noah Lowry	142
2002	Greg Ramirez	72
2003	***Greg Ramirez	98
2004	***Jacob Barrack	107
2005	Kea Kometani	100
2006	Paul Coleman	97
2007	Barry Enright	91

WALKS

1971	Jack Peres	49
1972	Dennis Migliazzo	29
1973	Mickey Hall	45
1974	Pat Murphy	51
1975	Mike Scott	53
1976	Tony Cameron	52
1977	Tony Cameron	49
1978	Randy Swan	34
1979	Ted Pallas	48
1980	Fran Cutty	55
1981	Jon Furman/Tim Montez	40
1982	Jon Furman	71
1983	Rick Thurman	68
1984	Mike Fetters	57
1985	Mike Fetters	73
1986	Mike Fetters	67
1987	Craig Stiveson	61
1988	Dennis Burbank	57
1989	John Kuzmic	64
1990	Ryan Thibault	43
1991	Jerry Aschoff	44
1992	Jerry Aschoff	42
1993	Greg Gregory	25
1994	Greg Gregory	36
1995	Randy Wolf	36
1996	Randy Wolf	27
1997	S. Schenewerk/R. Wolf	25
1998	Paul Avery	46
1999	Brad Tucker	48
2000	Eric Valenzuela	38
2001	Noah Lowry	41
2002	Brandon Boesch	33
2003	Jacob Barrack	37
2004	Kea Kometani	40
2005	Paul Coleman	41
2006	Paul Coleman	37
2007	Brett Hunter	47

COMPLETE GAMES

1972	Jack Peres	5
1973	Pat Murphy	14
1974	Pat Murphy	13
1975	Mike Scott	11
1976	Mike Scott	6
1977	Dave Curran	3
1978	Bob Ganger	8
1979	Ted Pallas	7
1980	Gary Kurtz	6
1981	Bob Iezza/Tim Montez	3
1982	Jon Furman	15
1983	Bob Iezza	7
1984	Martin Montano/Mat Rowe	2
1985	Scott Marrett	10
1986	Mike Fetters	12
1987	Craig Stiveson	6
1988	Doug Simons	11
1989	Britt Craven	7
1990	Britt Craven	6
1991	Patrick Ahearne	6
1992	Steve Duda	5
1993	Steve Duda	8
1994	Cade Gaspar	4
1995	Randy Wolf	4
1996	Randy Wolf	4
1997	Randy Wolf	7
1998	Andy Shiblio	3
1999	Jay Adams	5
2000	Dan Haren	5
2001	Dan Haren	6
2002	Derek Mills	2
2003	Greg Ramirez	4
2004	Kea Kometani	3
2005	K. Kometani/P. Coleman	2
2006	J. Johnson/B. Enright	1
2007	Barry Enright	2

SHUTOUTS

1973	Pat Murphy	1
1974	Mike Scott	3
1975	Mike Scott	4
1976	Mike Scott	2
1977	Dave Curran	2
1978	Bob Ganger	3
1979	—	—
1980	—	—
1981	—	—
1982	—	—
1983	—	—
1984	Mike Fetters	2
1985	Scott Marrett	2
1986	Mike Fetters	3
1987	Doug Simons	2
1988	D. Burbank/D. Simons	1
1989	Sean Casey/Britt Craven	2
1990	Britt Craven	3
1991	Patrick Ahearne	2
1992	P. Ahearne/S. Duda	3
1993	G. Gregory/Jason LeBlanc	1
1994	Cade Gaspar/Matt Wise	1
1995	Randy Wolf	3
1996	Greg Gregory/Randy Wolf	2
1997	S. Schenewerk/R. Wolf	2
1998	—	—
1999	Jay Adams	3
2000	Dan Haren	2
2001	Noah Lowry/Dan Haren	1
2002	Jacob Barrack	1
2003	B. Boesch/G. Ramirez	1
2004	—	—
2005	Paul Coleman	2
2006	—	—
2007	Barry Enright	1

*** led the WCC

PEPPER DINE

1992 NATIONAL CHAMPIONS

SEASON RESULTS

Overall Record: 48-11-1

WCC: 23-4 (First)

OPPONENT		SCORE
WESTMONT	W	8-5
USC	W	5-3
at USC	W	10-9
CAL POLY POMONA	W	8-6
CHAPMAN	W	5-2
at Stanford	L	1-7
at Stanford	L	3-4
at Stanford	L	3-4 (10)
CAL STATE DOMINGUEZ HILLS	W	7-6
NORTHWESTERN	W	19-8
NORTHWESTERN	W	8-2
at Long Beach State	L	5-6
* at San Francisco	W	14-0
* at San Francisco	W	3-2
* at San Francisco	L	5-11
* SANTA CLARA	W	1-0
* SANTA CLARA	W	13-0
at UCLA	L	4-9
* at Loyola Marymount	W	17-4
* at Loyola Marymount	W	7-1
* at Loyola Marymount	W	6-2
LONG BEACH STATE	T	4-4 (8)
HARTFORD	W	5-0
HARTFORD	W	11-10
* at St. Mary's	W	13-1
* at St. Mary's	L	2-4
* at St. Mary's	L	4-6
STANFORD	W	5-4
* SAN DIEGO	W	2-0
* SAN DIEGO	W	5-0
* SAN DIEGO	L	2-4
* at San Diego	W	3-1
* at San Diego	W	6-1
* at San Diego	W	2-1
UC SANTA BARBARA	W	10-6
* SAN FRANCISCO	W	14-0
* SAN FRANCISCO	W	5-2
* SAN FRANCISCO	W	6-1
at UC Santa Barbara	L	7-9
at Chapman	W	5-2
* at Santa Clara	W	9-8
* at Santa Clara	W	8-7
* at Santa Clara	W	16-0
* at Santa Clara	W	10-1
at UC Irvine	W	4-3
CAL STATE NORTHRIDGE	W	11-2
* LOYOLA MARYMOUNT	W	6-1
* LOYOLA MARYMOUNT	W	3-2
* LOYOLA MARYMOUNT	W	17-2
at Cal State Northridge	W	6-4 (15)
UCLA	W	16-8
† Fresno State	W	5-4 (10)
† Southeastern Louisiana	W	8-5
† Washington	W	11-0
† Hawaii	L	3-6
† Hawaii	W	9-0
‡ Wichita State	W	6-0
‡ Texas	W	7-0
‡ Texas	W	5-4
‡ Cal State Fullerton	W	3-2

* West Coast Conference game
 † NCAA West Regional (Tucson, Ariz.)
 ‡ NCAA College World Series (Omaha, Neb.)



1992 PEPPERDINE ROSTER

NO.	NAME	POS.	YR.	HOMETOWN
3	John Sacchi	2B	So.	Los Angeles, Calif.
4	Chris Milton	SS	So.	Hacienda Heights, Calif.
5	David Lovell	3B	Jr.	Honolulu, Hawaii
8	Kevin Dell'Amico	C	So.	Los Angeles, Calif.
9	Steve Rodriguez	2B	Jr.	Las Vegas, Nev.
11	Jorge Paz	OF	So.	Claremont, Calif.
14	Scott Vollmer	C	Jr.	Irvine, Calif.
15	Mauricio Estavil	P	Fr.	Culver City, Calif.
19	Steve Duda	P	Jr.	Whittier, Calif.
20	Pat O'Hara	1B	Fr.	Palos Verdes, Calif.
21	Matt Nuez	OF	Jr.	Lakewood, Calif.
23	Dan Melendez	1B	Jr.	Los Angeles, Calif.
24	Sky Lasowitz	P	Sr.	Los Angeles, Calif.
25	Josh Schultz	P	So.	Tacoma, Wash.
27	Derek Wallace	P	Jr.	Oxnard, Calif.
28	David Main	1B	Sr.	Downey, Calif.
29	Jerry Aschoff	P	Sr.	Orange, Calif.
30	Matt McElreath	OF	Jr.	Sherman Oaks, Calif.
31	Steve Montgomery	P	Jr.	Corona del Mar, Calif.
32	Jeff Myers	P	Jr.	Carlsbad, Calif.
34	Erik Ekdahl	SS	Jr.	Mission Viejo, Calif.
35	Chris Sheff	OF	Jr.	Laguna Hills, Calif.
40	Adam Housley	OF	So.	Napa, Calif.
44	Mark Wasikowski	3B	Sr.	Seal Beach, Calif.
55	Patrick Ahearne	P	Sr.	Los Angeles, Calif.

HEAD COACH: Andy Lopez
ASSISTANT COACH: Bill Springman
ASSISTANT COACH: Steve Kling
ASSISTANT COACH: Steve Boaz

1992 PEPPERDINE HONORS

ALL-AMERICANS	Patrick Ahearne	Dan Melendez
	Steve Montgomery	Steve Rodriguez
WCC PLAYER OF THE YEAR	Steve Rodriguez	
WCC PITCHER OF THE YEAR	Patrick Ahearne	
WCC COACH OF THE YEAR	Andy Lopez	
ALL-WCC	Patrick Ahearne	Steve Duda
	David Main	Dan Melendez
	Steve Montgomery	Steve Rodriguez
	Chris Sheff	Scott Vollmer
ALL-COLLEGE WORLD SERIES	Patrick Ahearne	Dan Melendez
	Steve Rodriguez	Scott Vollmer

1992 COLLEGE WORLD SERIES LINESCORES

Game 1 (May 30, 1992)
PEPPERDINE 6, WICHITA STATE 0
 Pepperdine 0 1 3 2 0 0 0 0 0 — 6 8 1
 Wichita State 0 0 0 0 0 0 0 0 0 — 0 3 1
 Ahearne, Montgomery (8) and Vollmer; Gaudrone, Brandley (4), Bluma (8) and Mirabelli. W: Ahearne. L: Gaudrone. 2B: Nuez (W). HR: Melendez (P), Rodriguez (P).

Game 8 (June 1, 1992)
PEPPERDINE 7, TEXAS 0
 Texas 0 0 0 0 0 0 0 0 0 — 0 8 0
 Pepperdine 2 0 3 0 0 0 1 1 x — 7 8 1
 Harrison, Vaught (3), Kjos (4), Selensky (7), Spurck (7) and Abbe; Wallace, Montgomery (7) and Vollmer. W: Wallace. L: Harrison. 2B: Main (P), Vollmer (P), Abbe (T). HR: Melendez (P), Vollmer (P).

Game 12 (June 4, 1992)
PEPPERDINE 5, TEXAS 4
 Texas 0 0 0 0 0 0 4 0 0 — 4 5 1
 Pepperdine 0 1 0 0 0 0 4 0 x — 5 10 3
 Kieschnick, Dickens (7) and Abbe; Duda, Montgomery (7) and Vollmer. W: Montgomery. L: Kieschnick. 2B: Wasikowski (P), Melendez (P). HR: Hickman (T), Rodriguez (P).

Game 14 (June 6, 1992)
PEPPERDINE 3, CAL STATE FULLERTON 2
 Pepperdine 2 0 0 0 1 0 0 0 0 — 3 8 0
 Cal St. Fullerton 0 0 0 1 0 0 0 1 0 — 2 4 0
 Ahearne, Wallace (7), Montgomery (8) and Vollmer; Naulty, Chavez (2), Dembisky (7). W: Ahearne. L: Naulty. 2B: Main (P), Melendez (P). HR: Ekdahl (P).




In an all-California championship game, Pepperdine bested local rival Cal State Fullerton by the score of 3-2 to claim the 1992 College World Series at Rosenblatt Stadium in Omaha, Neb.

Under the direction of head coach Andy Lopez, Pepperdine advanced to the CWS after winning the NCAA West Regional Championship at Tucson, Ariz. The Waves quickly became a crowd favorite at Rosenblatt Stadium after opening CWS action with impressive shutout wins over Wichita State and Texas.

In order to advance to the championship game, Pepperdine needed to defeat Texas a second time. The Longhorns used a four-run rally in the top half of the seventh inning to take a 4-1 lead, but the advantage was short-lived, as Steve Rodriguez connected for a dramatic grand slam in the bottom half of the inning to propel the Waves to a 5-4 win. In the championship game, Patrick Ahearne, Derek Wallace and Steve Montgomery turned in solid efforts on the mound, and Eric Ekdahl's solo home run in the fifth inning proved to be the game-winning blow.

The 1992 team was inducted into the Pepperdine Hall of Fame in December 1999.

1992 PEPPERDINE BASEBALL CAPTURES CHAMPIONSHIP AT COLLEGE WORLD SERIES



PEPPERDINE

1979 COLLEGE WORLD SERIES

SEASON RESULTS

Overall Record: 53-18

SCBA: 19-9 (Second)

OPPONENT		SCORE
at Cal Poly Pomona	L	6-8
WESTMONT	W	3-2
CALIFORNIA	W	6-4
at UCLA	W	10-9
UCLA	L	1-2
USC	W	9-4
CAL STATE NORTHRIDGE	W	11-9
at Stanford	L	8-9
at Stanford	W	7-2
at San Jose State	L	6-7
at San Jose State	L	0-4
at Cal State Northridge	W	12-9
WHITTIER	W	7-3
WHITTIER	W	2-0
CAL LUTHERAN	W	12-1
at Cal State Dominguez Hills	W	6-5
BIOLA	W	4-1
NEVADA-LAS VEGAS	W	14-13
NEW MEXICO	W	7-0
GONZAGA	W	10-7
at Azusa Pacific	W	15-9
NEW MEXICO	W	6-3
NEBRASKA	L	2-3
Washington State	W	6-2
Oregon State	W	2-1
# Fresno State	W	10-2
# Nevada-Las Vegas	W	17-1
# Nevada-Las Vegas	W	9-5
# Wyoming	W	6-5
# Oregon State	W	7-4
STANFORD	W	8-5
* LOYOLA MARYMOUNT	W	3-2
* at Loyola Marymount	W	8-4
* at Loyola Marymount	W	2-1
* UC IRVINE	L	2-3
at Biola	W	6-0
* at UC Santa Barbara	L	4-5
* UC SANTA BARBARA	W	8-1
* UC SANTA BARBARA	W	9-0
AZUSA PACIFIC	W	7-0
* SAN DIEGO	L	3-4
CAL STATE DOMINGUEZ HILLS	W	13-6
* at Cal State Fullerton	W	5-3
* CAL STATE FULLERTON	W	10-9
* CAL STATE FULLERTON	L	7-8
* LONG BEACH STATE	L	0-2
at UC Santa Barbara	W	8-7
* at Cal State Los Angeles	W	6-0
* CAL STATE LOS ANGELES	W	6-5
* CAL STATE LOS ANGELES	W	6-0
* at Cal State Fullerton	L	2-8
* SAN DIEGO	L	0-2
* at San Diego	W	12-3
* at San Diego	W	5-2
* LOYOLA MARYMOUNT	L	0-3
CHAPMAN	L	4-5
* UC IRVINE	W	13-2
* at UC Irvine	L	3-4
* at UC Irvine	W	8-4
* CAL STATE LOS ANGELES	W	12-3
* LONG BEACH STATE	W	6-3
* at Long Beach State	W	6-3
* at Long Beach State	W	3-2
† at Michigan State	W	15-0
† San Diego State	W	15-9
† San Diego State	W	13-2
‡ Arkansas	L	4-5
‡ Miami	W	9-3
‡ Mississippi State	W	5-4
‡ Texas	W	6-4
‡ Cal State Fullerton	L	5-8

* Southern California Baseball Association game
 # Central Valley Baseball Tournament (Fresno, Calif.)
 † NCAA Mid-East Regional (East Lansing, Mich.)
 ‡ NCAA College World Series (Omaha, Neb.)



1979 PEPPERDINE ROSTER

NO.	NAME	POS.	YR.	HOMETOWN
1	Tim Gloyd	SS	Sr.	Auburn, Calif.
3	Selwyn Young	DH/SS	Jr.	Malibu, Calif.
4	Bobby Helsom	RF	Jr.	El Segundo, Calif.
5	Mike Gates	2B	Sr.	Reseda, Calif.
7	Chuck Fick	C	Sr.	Torrance, Calif.
10	Jay Schellin	CF	Jr.	Arcadia, Calif.
12	Matt Elser	P	Fr.	Los Angeles, Calif.
14	Mark Liber	P	Sr.	Grand Junction, Colo.
15	Mike Otto	P	Jr.	Durham, Calif.
16	John Lais	DH/OF	Sr.	Tarzana, Calif.
17	Albert Arrieta	P	Jr.	Montebello, Calif.
18	Doug Wolfe	2B	Fr.	Los Alamitos, Calif.
19	Dave Frigaard	P	Fr.	Spokane, Wash.
20	Walt Steele	1B	Sr.	Van Nuys, Calif.
21	Gary Humpston	1B	Jr.	Santa Monica, Calif.
22	Steve Ray	P/OF	Sr.	Torrance, Calif.
24	Ron Dearth	3B	Fr.	Lakewood, Calif.
25	Gary Kurtz	P	So.	El Cajon, Calif.
26	Alan Ascherl	DH/C	Fr.	Buellton, Calif.
28	Dave Schuler	OF	Jr.	Artesia, Calif.
29	Steve Longo	C	Fr.	Anaheim, Calif.
30	Ted Pallas	P	So.	Los Angeles, Calif.

HEAD COACH: Dave Gorrie
 ASSISTANT COACH: Scott Muckey
 ASSISTANT COACH: Robert Damwijk

1979 PEPPERDINE HONORS

ALL-AMERICAN

Mike Gates

ALL-DISTRICT

Mike Gates


ALL-SCBA

Mike Gates

Tim Gloyd

ALL-COLLEGE WORLD SERIES

Mike Gates



MIKE GATES

1979 COLLEGE WORLD SERIES LINESCORES

Game 1 (June 1, 1979)

ARKANSAS	5	PEPPERDINE	4										
Arkansas	0	1	0	0	0	0	2	2	0	—	5	10	0
Pepperdine	3	0	0	1	0	0	0	0	0	—	4	11	2

Erwin, Krueger (2) and Reynolds; Pallas, Liber (7), Otto (8) and Fick. W: Krueger. L: Liber. 2B: Ray (A), McReynolds (A), Humpston (P). 3B: E. Wallace (A). HR: Steele (P), Brumble (A).

Game 3 (June 2, 1979)

PEPPERDINE	9	MIAMI	3										
Miami	2	0	0	0	0	1	0	0	0	—	3	7	2
Pepperdine	0	0	3	3	1	0	1	1	x	—	9	13	3

Heaton, Morrison (4), Rajsich (5) and Batter; Arrieta and Fick. W: Arrieta. L: Heaton. 2B: Brewer (M), Jones (M), Gaters (P), Batter (M).

Game 10 (June 4, 1979)

PEPPERDINE	5	MISSISSIPPI STATE	4											
Pepperdine	0	0	2	0	0	0	0	2	0	1	—	5	8	1
Mississippi St.	0	2	0	0	0	2	0	0	0	0	—	4	6	0

G. Kurtz, Elser (6) and Fick; Reagan, Cliburn (3), K. Kurtz (8). W: Elser. L: K. Kurtz. 2B: Conner (M). 3B: Dixon (M).

Game 12 (June 6, 1979)

PEPPERDINE	6	TEXAS	4										
Pepperdine	1	0	0	0	0	0	0	4	1	—	6	10	1
Texas	0	0	0	0	3	0	0	1	0	—	4	10	1

Pallas, Arrieta (8) and Fick; Don Gleaton, Walker (8) and Shannon. W: Pallas. L: Don Gleaton. 2B: Schuler (P), Gates (P), Humpston (P).

Game 14 (June 7, 1979)

CAL STATE FULLERTON	8	PEPPERDINE	5										
CS Fullerton	2	1	0	0	3	0	1	1	0	—	8	16	0
Pepperdine	3	0	0	0	2	0	0	0	0	—	5	8	5

Weatherman, Sutton (1), Hudson (7) and Kingslover; Arrieta, Elser (4), Liber (5), Otto (7) and Fick. W: Sutton. L: Elser. 2B: Hanggie (F), Vejar (F), Lais (P). HR: Steele (P).

1979 PEPPERDINE BASEBALL FINISHES THIRD AT COLLEGE WORLD SERIES

Under first-year head coach Dave Gorrie, Pepperdine made its first-ever appearance at the College World Series and finished third.

After placing second in the rugged Southern California Baseball Association (SCBA), Pepperdine won the Mid-East Regional in East Lansing, Mich., defeating San Diego State in the title game by a final score of 13-2.

The Waves lost their opening game at the 1979 College World Series to Arkansas by a final score of 5-4, but rebounded to defeat Miami (9-3), Mississippi State (5-4, in 10 innings) and Texas (6-4) before being eliminated by SCBA rival Cal State Fullerton by a final count of 8-5.

Pepperdine finished third at the eight-team event, and compiled a school-record total of 53 victories.

The 1979 team was inducted into the Pepperdine Hall of Fame in December 1999.



POSTSEASON RESULTS

- 1955 NCAA DISTRICT 8 PLAYOFFS**
(at Fresno, Calif.)
Pepperdine 14, Willamette 11
San Jose State 9, Pepperdine 2
Fresno State 8, Pepperdine 7
- 1957 NCAA DISTRICT 8 PLAYOFFS**
(at Portland, Ore.)
Portland 5, Pepperdine 4
Pepperdine 6, Portland 5
Pepperdine 7, Portland 6
(at Berkeley, Calif.)
California 4, Pepperdine 2
Pepperdine 10, California 6
California 10, Pepperdine 3
- 1960 NCAA DISTRICT 8 PLAYOFFS**
(at Los Angeles, Calif.)
USC 10, Pepperdine 3
USC 10, Pepperdine 3
- 1962 DISTRICT 8 COLLEGE DIVISION PLAYOFFS**
(at Pasadena, Calif.)
Pepperdine 14, Pasadena 0
(at Claremont, Calif.)
Westmont 9, Pepperdine 0
- 1963 DISTRICT 8 COLLEGE DIVISION PLAYOFFS**
(at Los Angeles, Calif.)
Pepperdine 12, Chapman 1
- 1965 DISTRICT 8 COLLEGE DIVISION PLAYOFFS**
(at Reno, Nev.)
Nevada 9, Pepperdine 4
Pepperdine 6, Sacramento State 2
- 1974 NCAA DISTRICT 8 PLAYOFFS**
(at Los Angeles, Calif.)
Pepperdine 4, USC 2
USC 4, Pepperdine 1
USC 12, Pepperdine 1
- 1975 NCAA WEST REGIONAL**
(at Los Angeles, Calif.)
Pepperdine 4, Arizona 3
Cal State Fullerton 2, Pepperdine 1
Pepperdine 5, USC 2
Pepperdine 5, Cal State Fullerton 4
Cal State Fullerton 6, Pepperdine 4
- 1976 NCAA WEST REGIONAL**
(at Pullman, Wash.)
Washington State 8, Pepperdine 2
Pepperdine 4, Northern Colorado 2
Cal State Fullerton 11, Pepperdine 3
- 1979 NCAA MIDEAST REGIONAL**
(at East Lansing, Mich.)
Pepperdine 15, Michigan State 0
Pepperdine 15, San Diego State 9
Pepperdine 13, San Diego State 2
- COLLEGE WORLD SERIES**
(at Omaha, Neb.)
Arkansas 5, Pepperdine 4
Pepperdine 9, Miami 3
Pepperdine 5, Mississippi State 4 (10)
Pepperdine 6, Texas 4
Cal State Fullerton 8, Pepperdine 5
- 1982 NCAA WEST I REGIONAL**
(at Fresno, Calif.)
Fresno State 14, Pepperdine 5
Pepperdine 13, Hawaii 9
Pepperdine 11, Fresno State 8
Stanford 15, Pepperdine 8
- 1985 NCAA WEST I REGIONAL**
(at Palo Alto, Calif.)
Nebraska 4, Pepperdine 2
Pepperdine 6, Oregon State 1
Pepperdine 7, Nebraska 6
Pepperdine 5, Stanford 1
Stanford 7, Pepperdine 1
- 1986 NCAA CENTRAL REGIONAL**
(at Austin, Texas)
Pepperdine 11, Pan American 0
Pepperdine 5, Southern Illinois 3
Arizona 10, Pepperdine 6
Pepperdine 2, Texas 0 (10)
Arizona 5, Pepperdine 3
- 1987 NCAA WEST II REGIONAL**
(at Tempe, Ariz.)
Pepperdine 7, Arizona 3
Pepperdine 10, SW Missouri State 4
Arizona State 4, Pepperdine 2
UCLA 21, Pepperdine 5
- 1988 NCAA WEST II REGIONAL**
(at Tempe, Ariz.)
Pepperdine 10, Oklahoma 1
Pepperdine 11, Central Michigan 8
Pepperdine 5, Central Michigan 4 (14)
Arizona State 11, Pepperdine 4
Arizona State 10, Pepperdine 5
- 1989 NCAA WEST II REGIONAL**
(at Reno, Calif.)
Michigan 4, Pepperdine 3
Wichita State 12, Pepperdine 1
- 1991 NCAA WEST I REGIONAL**
(at Los Angeles, Calif.)
Creighton 5, Pepperdine 3
USC 17, Pepperdine 7
- 1992 NCAA WEST REGIONAL**
(at Tucson, Ariz.)
Pepperdine 5, Fresno State 4 (10)
Pepperdine 8, Southeastern Louisiana 3
Pepperdine 11, Washington 0
Hawaii 6, Pepperdine 3
Pepperdine 9, Hawaii 0
- COLLEGE WORLD SERIES**
(at Omaha, Neb.)
Pepperdine 6, Wichita State 0
Pepperdine 7, Texas 0
Pepperdine 5, Texas 4
Pepperdine 3, Cal State Fullerton 2
- 1993 NCAA WEST II REGIONAL**
(at Tempe, Ariz.)
Pepperdine 4, Minnesota 1
Cal State Northridge 7, Pepperdine 6
St. John's 4, Pepperdine 1
- 1995 NCAA WEST REGIONAL**
(at Fresno, Calif.)
Pepperdine 9, Fresno State 5
Long Beach State 14, Pepperdine 3
Pepperdine 18, Mid. Tenn. St. 17 (12)
Long Beach State 9, Pepperdine 5
- 1999 WCC CHAMPIONSHIP SERIES**
(at Los Angeles, Calif.)
Loyola Marymount 3, Pepperdine 2
Pepperdine 18, Loyola Marymount 2
Loyola Marymount 7, Pepperdine 6
- NCAA LOS ANGELES REGIONAL**
(at Los Angeles, Calif.)
Pepperdine 4, Harvard 0
USC 5, Pepperdine 3
Pepperdine 12, Virginia Commonwealth 5
Pepperdine 4, USC 3
USC 12, Pepperdine 7
- 2000 WCC CHAMPIONSHIP SERIES**
(at Los Angeles, Calif.)
Loyola Marymount 19, Pepperdine 5
Loyola Marymount 6, Pepperdine 2
- 2001 WCC CHAMPIONSHIP SERIES**
(at Malibu, Calif.)
Gonzaga 7, Pepperdine 6
Pepperdine 10, Gonzaga 0
Pepperdine 8, Gonzaga 5
- NCAA LOS ANGELES REGIONAL**
(at Los Angeles, Calif.)
Pepperdine 4, Fresno State 0
USC 4, Pepperdine 3
Fresno State 8, Pepperdine 6
- 2002 WCC CHAMPIONSHIP SERIES**
(at Malibu, Calif.)
San Diego 7, Pepperdine 3
Pepperdine 15, San Diego 4
San Diego 5, Pepperdine 3
- 2003 WCC CHAMPIONSHIP SERIES**
(at Malibu, Calif.)
San Diego 8, Pepperdine 2
Pepperdine 7, San Diego 6 (10 inn.)
San Diego 3, Pepperdine 1
- NCAA LONG BEACH REGIONAL**
(at Long Beach, Calif.)
Long Beach 6, Pepperdine 1
Minnesota 7, Pepperdine 5
- 2004 WCC CHAMPIONSHIP SERIES**
(at Los Angeles, Calif.)
Pepperdine 5, Loyola Marymount 1
Pepperdine 12, Loyola Marymount 10
- NCAA FULLERTON REGIONAL**
(at Fullerton, Calif.)
Pepperdine 15, Arizona State 5
Pepperdine 7, Cal State Fullerton 6 (10)
Cal State Fullerton 15, Pepperdine 1
Cal State Fullerton 16, Pepperdine 3
- 2005 WCC CHAMPIONSHIP SERIES**
(at Los Angeles, Calif.)
Loyola Marymount 7, Pepperdine 3
Pepperdine 7, Loyola Marymount 5
Pepperdine 18, Loyola Marymount 8
- NCAA LONG BEACH REGIONAL**
(at Long Beach, Calif.)
USC 7, Pepperdine 3
Pepperdine 2, Rhode Island 1
Pepperdine 6, Lon Beach State 3
Pepperdine 9, USC 2
USC 5, Pepperdine 2
- 2006 WCC CHAMPIONSHIP SERIES**
(at San Francisco, Calif.)
San Francisco 7, Pepperdine 6
Pepperdine 11, San Francisco 0
Pepperdine 8, San Francisco 5
- NCAA MALIBU REGIONAL**
(at Malibu, Calif.)
Pepperdine 3, Missouri 2
Pepperdine 6, UCLA 0
Missouri 4, Pepperdine 1
Missouri 8, Pepperdine 3
- 2007 NCAA LONG BEACH REGIONAL**
(at Long Beach, Calif.)
UCLA 7, Pepperdine 3
Long Beach State 6, Pepperdine 3

NCAA District/Regional Playoffs: 43-46 (24 apps.)
College World Series: 7-2 (2 apps.)
NCAA College Division Playoffs: 3-2 (3 apps.)
WCC Championship Series: 11-11 (8 apps.)