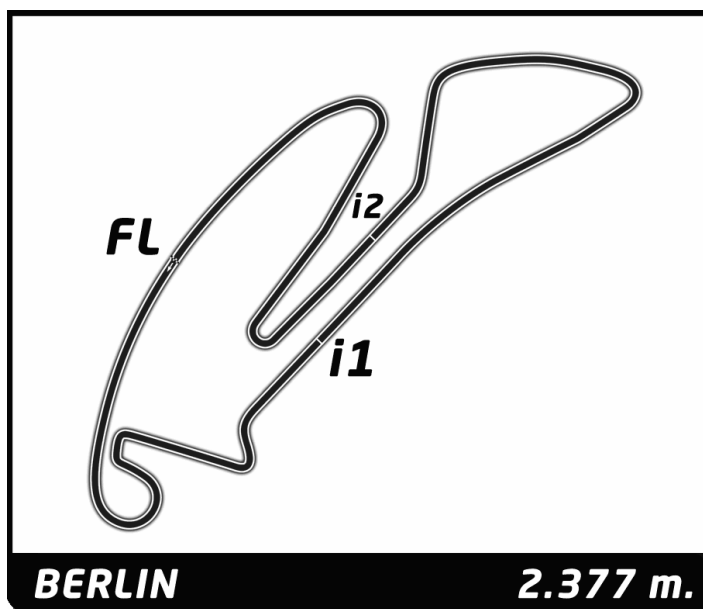


Round 9 - Berlin ePrix

ABB FIA Formula E Championship
Results Booklet





FIA FORMULA E
CHAMPIONSHIP
2017-18

Doc No.

Date:

Posted at:

ABB FIA FORMULA E CHAMPIONSHIP

Round 9 - Berlin ePrix - Non Qualifying Practice 1

CLASSIFICATION

Official Timekeeper: TAG Heuer

POS	NO	DRIVER	NAT	TEAM	CAR	TIME	LAP	TOTAL	GAP	KPH
1	23	Nick HEIDFELD	DEU	Mahindra Racing	Mahindra M4Electro	1:09.697	12	12	-	122.8
2	9	Sébastien BUEMI	CHE	Renault e.dams	Renault Z.E. 17	1:10.171	22	23	+0.474	121.9
3	25	Jean-Eric VERGNE	FRA	TECHEETAH	Renault Z.E. 17	1:10.350	17	21	+0.653	121.6
4	19	Felix ROSENQVIST	SWE	Mahindra Racing	Mahindra M4Electro	1:10.543	17	23	+0.846	121.3
5	16	Oliver TURVEY	GBR	NIO Formula E Team	NextEV NIO Sport 003	1:10.588	15	24	+0.891	121.2
6	36	Alex LYNN	GBR	DS Virgin Racing	DS Virgin DSV-03	1:10.616	16	24	+0.919	121.2
7	1	Lucas DI GRASSI	BRA	Audi Sport ABT Schaeffler	Audi e-tron FE04	1:10.687	19	21	+0.990	121.1
8	20	Mitch EVANS	NZL	Panasonic Jaguar Racing	Jaguar I-Type II	1:10.741	15	21	+1.044	121.0
9	8	Nicolas PROST	FRA	Renault e.dams	Renault Z.E. 17	1:10.783	21	23	+1.086	120.9
10	66	Daniel ABT	DEU	Audi Sport ABT Schaeffler	Audi e-tron FE04	1:10.800	21	22	+1.103	120.9
11	2	Sam BIRD	GBR	DS Virgin Racing	DS Virgin DSV-03	1:10.824	23	24	+1.127	120.8
12	3	Nelson PIQUET	BRA	Panasonic Jaguar Racing	Jaguar I-Type II	1:10.995	15	22	+1.298	120.5
13	68	Luca FILIPPI	ITA	NIO Formula E Team	NextEV NIO Sport 003	1:11.005	14	21	+1.308	120.5
14	28	Antonio Felix DA COSTA	PRT	Andretti Formula E	Andretti ATEC-03	1:11.011	20	20	+1.314	120.5
15	4	Tom DILLMANN	FRA	Venturi Formula E Team	Venturi VM200-FE-03	1:11.136	14	20	+1.439	120.3
16	18	André LOTTERER	DEU	TECHEETAH	Renault Z.E. 17	1:11.161	14	20	+1.464	120.3
17	7	Jérôme D'AMBROSIO	BEL	DRAGON	PENSKE EV-2	1:11.193	16	21	+1.496	120.2
18	5	Maro ENGEL	DEU	Venturi Formula E Team	Venturi VM200-FE-03	1:11.326	5	22	+1.629	120.0
19	6	José Maria LOPEZ	ARG	DRAGON	PENSKE EV-2	1:11.338	19	21	+1.641	120.0
20	27	Stéphane SARRAZIN	FRA	Andretti Formula E	Andretti ATEC-03	1:11.767	6	23	+2.070	119.2

FASTEST LAP

23	N. HEIDFELD	DEU	Mahindra Racing	Mahindra M4Electro	1:09.697 on Lap 12	122.8 Kph
----	-------------	-----	-----------------	--------------------	--------------------	-----------

Race Director

Timekeeper

Series Partners:

Title Partner Global Partner Technical Partner Official Partners



Julius Bär



Qualcomm



No part of these results/data may be reproduced, stored in a retrieval system or transmitted in any form or by any means electronic, mechanical, photocopying, recording, broadcasting or otherwise without prior permission of the copyright holder except for reproduction in local/national/international daily press and regular printed publications on sale to the public within 90 days of the event to which the results/data relate and provided that the copyright symbol appears together with the name of the copyright holder.

The FÉDÉRATION INTERNATIONALE DE L'AUTOMOBILE logo, FÉDÉRATION INTERNATIONALE DE L'AUTOMOBILE, FIA logo, FIA, FIA FORMULA-E CHAMPIONSHIP, FIA FORMULA-E CHAMPIONSHIP logo and related marks are protected trademarks of the Fédération Internationale de l'Automobile (FIA), Chemin de Blandonnet 2, 1214 Vernier, Switzerland.

©2017, Fédération Internationale de l'Automobile (FIA)



FIA FORMULA E
CHAMPIONSHIP
2017-18

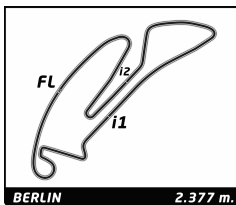


ABB FIA Formula E Championship
Round 9 - Berlin ePrix
Non Qualifying Practice 1

Best Sector Times

Official Timekeeper TAG Heuer

SECTOR 1			SECTOR 2		SECTOR 3					
Pos	Driver	Time	Driver	Time	Driver	Time	Pos	Driver	Ideal Lap	Best Lap
1	23 N.HEIDFELD	24.995	23 N.HEIDFELD	21.609	23 N.HEIDFELD	23.093	1	23 N.HEIDFELD	1:09.697	1:09.697 (1)
2	25 J.VERGNE	25.186	9 S.BUEMI	21.639	9 S.BUEMI	23.237	2	9 S.BUEMI	1:10.165	1:10.171 (2)
3	36 A.LYNN	25.265	1 L.DI GRASSI	21.697	16 O.TURVEY	23.358	3	25 J.VERGNE	1:10.278	1:10.350 (3)
4	9 S.BUEMI	25.289	25 J.VERGNE	21.716	25 J.VERGNE	23.376	4	1 L.DI GRASSI	1:10.477	1:10.687 (7)
5	19 F.ROSENQVIST	25.297	19 F.ROSENQVIST	21.727	36 A.LYNN	23.376	5	36 A.LYNN	1:10.481	1:10.616 (6)
6	1 L.DI GRASSI	25.303	66 D.ABT	21.748	20 M.EVANS	23.431	6	19 F.ROSENQVIST	1:10.523	1:10.543 (4)
7	2 S.BIRD	25.305	36 A.LYNN	21.840	66 D.ABT	23.434	7	16 O.TURVEY	1:10.588	1:10.588 (5)
8	3 N.PIQUET	25.354	2 S.BIRD	21.847	2 S.BIRD	23.447	8	2 S.BIRD	1:10.599	1:10.824 (11)
9	8 N.PROST	25.356	20 M.EVANS	21.850	1 L.DI GRASSI	23.477	9	66 D.ABT	1:10.617	1:10.800 (10)
10	16 O.TURVEY	25.365	16 O.TURVEY	21.865	19 F.ROSENQVIST	23.499	10	20 M.EVANS	1:10.741	1:10.741 (8)
11	4 T.DILLMANN	25.391	8 N.PROST	21.873	68 L.FILIPPI	23.503	11	8 N.PROST	1:10.783	1:10.783 (9)
12	66 D.ABT	25.435	28 A.DA COSTA	21.908	3 N.PIQUET	23.534	12	3 N.PIQUET	1:10.830	1:10.995 (12)
13	20 M.EVANS	25.460	3 N.PIQUET	21.942	18 A.LOTTERER	23.537	13	28 A.DA COSTA	1:10.969	1:11.011 (14)
14	28 A.DA COSTA	25.471	7 J.D'AMBROSIO	21.950	8 N.PROST	23.554	14	68 L.FILIPPI	1:11.005	1:11.005 (13)
15	68 L.FILIPPI	25.527	18 A.LOTTERER	21.963	5 M.ENGEL	23.561	15	18 A.LOTTERER	1:11.043	1:11.161 (16)
16	7 J.D'AMBROSIO	25.528	6 J.LOPEZ	21.973	7 J.D'AMBROSIO	23.565	16	7 J.D'AMBROSIO	1:11.031	1:11.193 (17)
17	18 A.LOTTERER	25.531	68 L.FILIPPI	21.975	28 A.DA COSTA	23.590	17	4 T.DILLMANN	1:11.136	1:11.136 (15)
18	5 M.ENGEL	25.557	4 T.DILLMANN	22.063	27 S.SARRAZIN	23.671	18	5 M.ENGEL	1:11.186	1:11.326 (18)
19	6 J.LOPEZ	25.615	5 M.ENGEL	22.068	4 T.DILLMANN	23.682	19	6 J.LOPEZ	1:11.319	1:11.338 (19)
20	27 S.SARRAZIN	25.726	27 S.SARRAZIN	22.147	6 J.LOPEZ	23.731	20	27 S.SARRAZIN	1:11.544	1:11.767 (20)

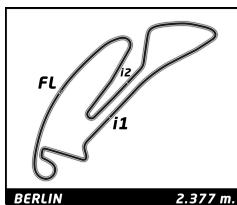


ABB FIA Formula E Championship

Round 9 - Berlin ePrix

Non Qualifying Practice 1

Fastest Lap Sequence

Official Timekeeper TAG Heuer

Practice Time	Driver	Team	Car	Time	Kph	Lap
2:36.693	1 Lucas DI GRASSI	Audi Sport ABT Schaeffler	Audi e-tron FE04	1:13.476	116.5	2
5:24.785	16 Oliver TURVEY	NIO Formula E Team	NextEV NIO Sport 003	1:11.660	119.4	3
5:37.152	3 Nelson PIQUET	Panasonic Jaguar Racing	Jaguar I-Type II	1:11.299	120.0	3
5:38.995	23 Nick HEIDFELD	Mahindra Racing	Mahindra M4Electro	1:10.731	121.0	3
34:50.616	16 Oliver TURVEY	NIO Formula E Team	NextEV NIO Sport 003	1:10.588	121.2	15
36:35.585	19 Felix ROSENQVIST	Mahindra Racing	Mahindra M4Electro	1:10.543	121.3	17
40:31.310	25 Jean-Eric VERGNE	TECHEETAH	Renault Z.E. 17	1:10.350	121.6	17
44:20.919	9 Sébastien BUEMI	Renault e.dams	Renault Z.E. 17	1:10.171	121.9	22
45:39.863	23 Nick HEIDFELD	Mahindra Racing	Mahindra M4Electro	1:09.697	122.8	12

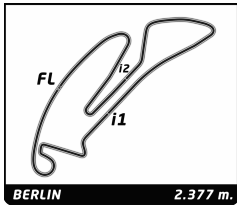


ABB FIA Formula E Championship Round 9 - Berlin ePrix Non Qualifying Practice 1

Analysis

Official Timekeeper TAGHeuer

200KW Personal Best Session Best B Crossing the finish line in pit lane

Table with 7 columns: Lap, Time, Sector 1, Sector 2, Sector 3, Kph, Elapsed. Rows 1-21 for driver Stéphane SARRAZIN.

Table for driver 27 Stéphane SARRAZIN (FRA), Andreotti Formula E, Andreotti ATEC-03. Rows 1-23.

Table for driver 28 Antonio Felix DA COSTA (PRT), Andreotti Formula E, Andreotti ATEC-03. Rows 1-7.

Table with 7 columns: Lap, Time, Sector 1, Sector 2, Sector 3, Kph, Elapsed. Rows 8-20 for driver Alex LYNN.

36 Alex LYNN GBR DS Virgin Racing DS Virgin DSV-03

Table with 7 columns: Lap, Time, Sector 1, Sector 2, Sector 3, Kph, Elapsed. Rows 1-24 for driver Alex LYNN.

66 Daniel ABT DEU Audi Sport ABT Schaeffler Audi e-tron FE04

Table with 7 columns: Lap, Time, Sector 1, Sector 2, Sector 3, Kph, Elapsed. Rows 1-14 for driver Daniel ABT.



FIA FORMULA E
CHAMPIONSHIP
2017-18

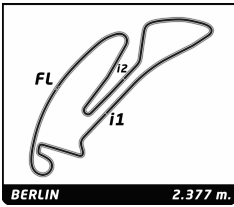


ABB FIA Formula E Championship

Round 9 - Berlin ePrix

Non Qualifying Practice 1

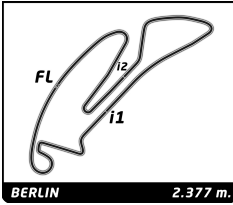
Analysis

Official Timekeeper TAG Heuer

■ 200KW ■ Personal Best ■ Session Best ■ B Crossing the finish line in pit lane

Lap		Time	Sector 1	Sector 2	Sector 3	Kph	Elapsed	Lap	Time	Sector 1	Sector 2	Sector 3	Kph	Elapsed
15	B	1:10.994	25.571	21.989	23.434	120.5	35:48.812							
16	B	1:38.166	33.158	34.262	30.746	87.2	37:26.978							
17	B	1:10.873	25.435	21.817	23.621	120.7	38:37.851							
18	B	1:22.902	29.703	28.749	24.450	103.2	40:00.753							
19	B	1:11.034	25.521	21.909	23.604	120.5	41:11.787							
20	B	1:41.770	31.609	39.646	30.515	84.1	42:53.557							
21	B	1:10.800	25.479	21.748	23.573	120.9	44:04.357							
22	B	1:15.115	27.599	23.859	23.657	113.9	45:19.472							

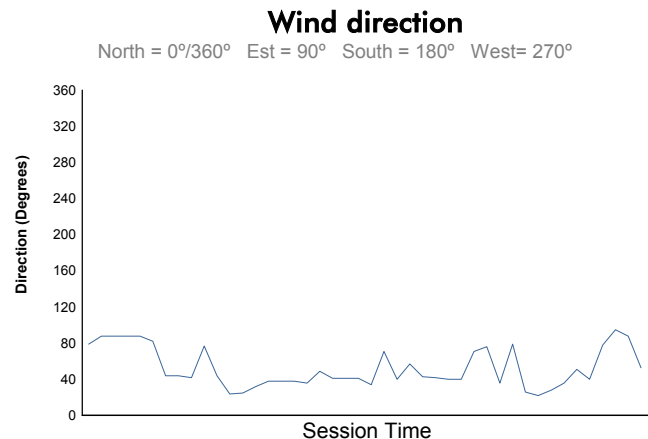
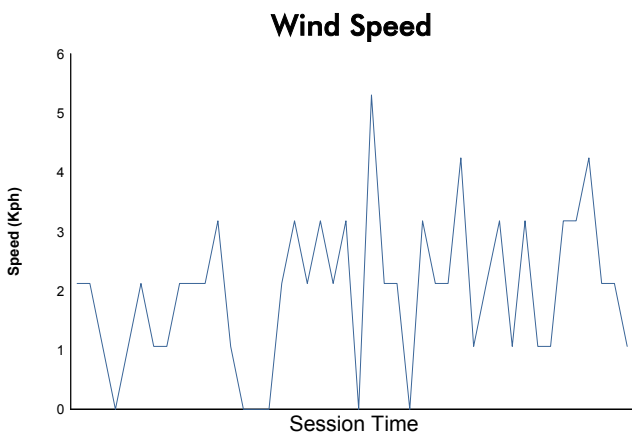
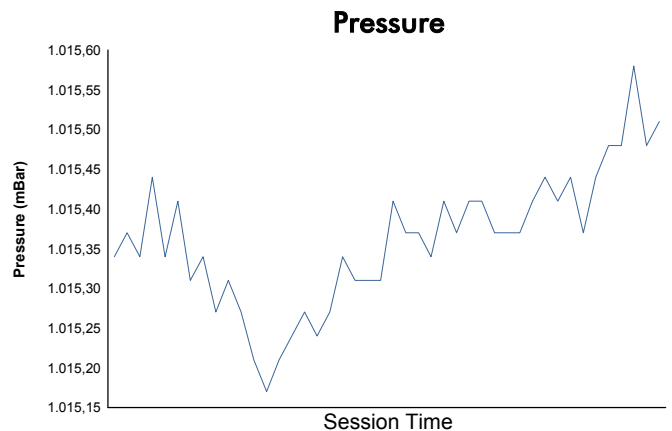
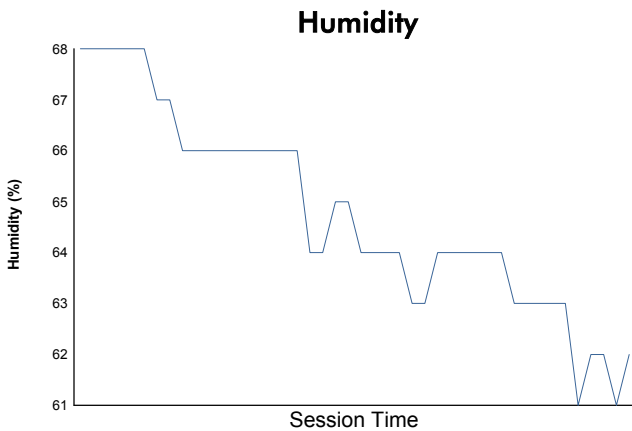
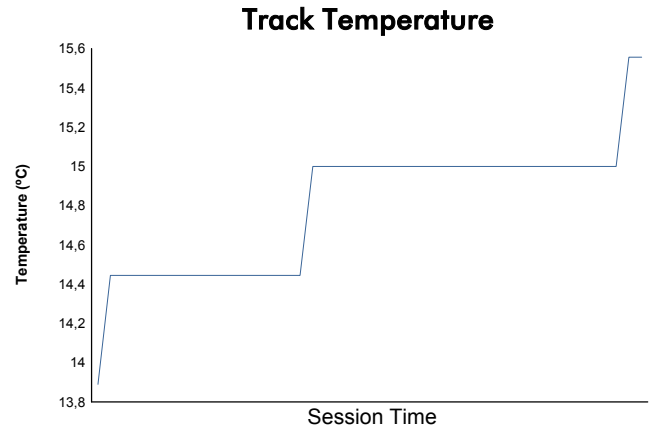
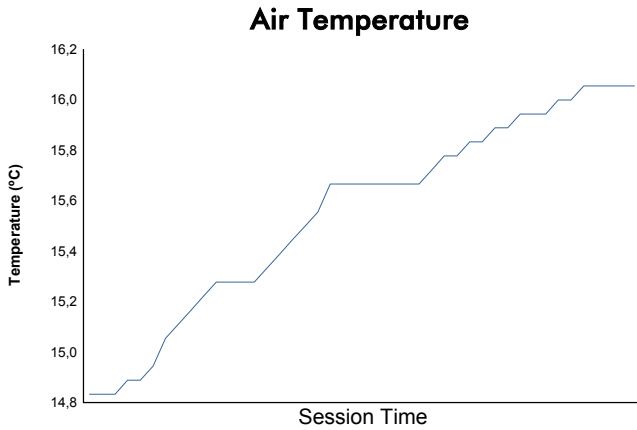
68		Luca FILIPPI		ITA			
		NIO Formula E Team		NextEV NIO Sport 003			
1	A	2:39.114	1:35.520	32.377	31.217	53.8	2:39.114
2	A	1:59.415	36.747	50.000	32.668	71.7	4:38.529
3	A	1:16.402	25.828	22.214	28.360	112.0	5:54.931
4	A	1:12.259	25.637	22.979	23.643	118.4	7:07.190
5	A	1:17.630	25.741	22.073	29.816	110.2	8:24.820
6	A	1:11.709	25.861	22.134	23.714	119.3	9:36.529
7	A	1:12.734	25.887	22.135	24.712	117.7	10:49.263
8	A	1:17.247	26.372	25.515	25.360	110.8	12:06.510
9	A	1:12.270	25.750	22.449	24.071	118.4	13:18.780
10	A	1:15.258	26.982	23.402	24.874	113.7	14:34.038
11	A	1:16.187	27.123	24.245	24.819	112.3	15:50.225
12	B	18:07.819 B	28.582	59.958	...	7.9	33:58.044
13	B	1:31.981	32.170	32.965	26.846	93.0	35:30.025
14	B	1:11.005	25.527	21.975	23.503	120.5	36:41.030
15	B	1:11.569	25.693	22.230	23.646	119.6	37:52.599
16	B	1:15.624	26.734	23.768	25.122	113.2	39:08.223
17	B	1:16.401	27.511	23.763	25.127	112.0	40:24.624
18	B	1:14.792	26.874	22.951	24.967	114.4	41:39.416
19	B	1:18.981	27.273	23.955	27.753	108.3	42:58.397
20	B	1:16.245	27.653	22.328	26.264	112.2	44:14.642
21	B	1:12.336	25.942	22.407	23.987	118.3	45:26.978



Round 9 - Berlin ePrix
 ABB FIA Formula E Championship
 Non Qualifying Practice 1

Weather Report

Official Timekeeper 



Track Status: **DRY**



FIA FORMULA E
CHAMPIONSHIP
2017-18

Doc No.

Date:

Posted at:

ABB FIA FORMULA E CHAMPIONSHIP

Round 9 - Berlin ePrix - Non Qualifying Practice 2

CLASSIFICATION

Official Timekeeper: TAG Heuer

POS	NO	DRIVER	NAT	TEAM	CAR	TIME	LAP	TOTAL	GAP	KPH
1	25	Jean-Eric VERGNE	FRA	TECHEETAH	Renault Z.E. 17	1:09.438	16	16	-	123.2
2	19	Felix ROSENQVIST	SWE	Mahindra Racing	Mahindra M4Electro	1:09.533	17	21	+0.095	123.1
3	18	André LOTTERER	DEU	TECHEETAH	Renault Z.E. 17	1:09.568	18	18	+0.130	123.0
4	1	Lucas DI GRASSI	BRA	Audi Sport ABT Schaeffler	Audi e-tron FE04	1:09.584	12	15	+0.146	123.0
5	9	Sébastien BUEMI	CHE	Renault e.dams	Renault Z.E. 17	1:09.606	11	16	+0.168	122.9
6	66	Daniel ABT	DEU	Audi Sport ABT Schaeffler	Audi e-tron FE04	1:09.636	11	13	+0.198	122.9
7	7	Jérôme D'AMBROSIO	BEL	DRAGON	PENSKE EV-2	1:09.682	3	9	+0.244	122.8
8	36	Alex LYNN	GBR	DS Virgin Racing	DS Virgin DSV-03	1:09.883	15	18	+0.445	122.5
9	20	Mitch EVANS	NZL	Panasonic Jaguar Racing	Jaguar I-Type II	1:09.945	3	16	+0.507	122.3
10	2	Sam BIRD	GBR	DS Virgin Racing	DS Virgin DSV-03	1:09.946	3	18	+0.508	122.3
11	16	Oliver TURVEY	GBR	NIO Formula E Team	NextEV NIO Sport 003	1:09.982	3	18	+0.544	122.3
12	23	Nick HEIDFELD	DEU	Mahindra Racing	Mahindra M4Electro	1:10.037	9	10	+0.599	122.2
13	3	Nelson PIQUET	BRA	Panasonic Jaguar Racing	Jaguar I-Type II	1:10.132	3	15	+0.694	122.0
14	5	Maro ENGEL	DEU	Venturi Formula E Team	Venturi VM200-FE-03	1:10.332	3	21	+0.894	121.7
15	6	José Maria LOPEZ	ARG	DRAGON	PENSKE EV-2	1:10.378	13	15	+0.940	121.6
16	68	Luca FILIPPI	ITA	NIO Formula E Team	NextEV NIO Sport 003	1:10.426	3	20	+0.988	121.5
17	28	Antonio Felix DA COSTA	PRT	Andretti Formula E	Andretti ATEC-03	1:10.434	3	15	+0.996	121.5
18	8	Nicolas PROST	FRA	Renault e.dams	Renault Z.E. 17	1:10.450	3	15	+1.012	121.5
19	4	Tom DILLMANN	FRA	Venturi Formula E Team	Venturi VM200-FE-03	1:10.456	16	20	+1.018	121.5
20	27	Stéphane SARRAZIN	FRA	Andretti Formula E	Andretti ATEC-03	1:10.735	3	18	+1.297	121.0

FASTEST LAP

25	J. VERGNE	FRA	TECHEETAH	Renault Z.E. 17	1:09.438 on Lap 16	123.2 Kph
----	-----------	-----	-----------	-----------------	--------------------	-----------

Race Director

Timekeeper

Series Partners:

Title Partner Global Partner Technical Partner Official Partners



Julius Bär



Qualcomm



No part of these results/data may be reproduced, stored in a retrieval system or transmitted in any form or by any means electronic, mechanical, photocopying, recording, broadcasting or otherwise without prior permission of the copyright holder except for reproduction in local/national/international daily press and regular printed publications on sale to the public within 90 days of the event to which the results/data relate and provided that the copyright symbol appears together with the name of the copyright holder.

The FÉDÉRATION INTERNATIONALE DE L'AUTOMOBILE logo, FÉDÉRATION INTERNATIONALE DE L'AUTOMOBILE, FIA logo, FIA, FIA FORMULA-E CHAMPIONSHIP, FIA FORMULA-E CHAMPIONSHIP logo and related marks are protected trademarks of the Fédération Internationale de l'Automobile (FIA), Chemin de Blandonnet 2, 1214 Vernier, Switzerland.

©2017, Fédération Internationale de l'Automobile (FIA)



FIA FORMULA E
CHAMPIONSHIP
2017-18

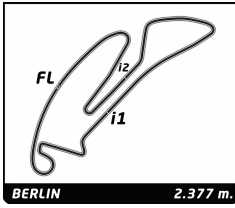


ABB FIA Formula E Championship

Round 9 - Berlin ePrix

Non Qualifying Practice 2

Best Sector Times

Official Timekeeper TAG Heuer

SECTOR 1			SECTOR 2			SECTOR 3				
Pos	Driver	Time	Driver	Time	Driver	Time	Pos	Driver	Ideal Lap	Best Lap
1	18 A.LOTTERER	24.909	9 S.BUEMI	21.383	9 S.BUEMI	22.929	1	9 S.BUEMI	1:09.410	1:09.606 (5)
2	25 J.VERGNE	24.969	66 D.ABT	21.395	20 M.EVANS	23.053	2	25 J.VERGNE	1:09.430	1:09.438 (1)
3	66 D.ABT	25.001	25 J.VERGNE	21.403	25 J.VERGNE	23.058	3	66 D.ABT	1:09.454	1:09.636 (6)
4	19 F.ROSENQVIST	25.007	19 F.ROSENQVIST	21.423	66 D.ABT	23.058	4	18 A.LOTTERER	1:09.524	1:09.568 (3)
5	36 A.LYNN	25.008	7 J.D'AMBROSIO	21.427	1 L.DI GRASSI	23.069	5	19 F.ROSENQVIST	1:09.533	1:09.533 (2)
6	1 L.DI GRASSI	25.036	1 L.DI GRASSI	21.446	19 F.ROSENQVIST	23.103	6	1 L.DI GRASSI	1:09.551	1:09.584 (4)
7	23 N.HEIDFELD	25.059	18 A.LOTTERER	21.503	16 O.TURVEY	23.111	7	7 J.D'AMBROSIO	1:09.673	1:09.682 (7)
8	2 S.BIRD	25.076	16 O.TURVEY	21.564	18 A.LOTTERER	23.112	8	2 S.BIRD	1:09.824	1:09.946 (10)
9	9 S.BUEMI	25.098	2 S.BIRD	21.576	7 J.D'AMBROSIO	23.113	9	20 M.EVANS	1:09.843	1:09.945 (9)
10	7 J.D'AMBROSIO	25.133	20 M.EVANS	21.590	36 A.LYNN	23.167	10	36 A.LYNN	1:09.883	1:09.883 (8)
11	3 N.PIQUET	25.155	3 N.PIQUET	21.620	2 S.BIRD	23.172	11	16 O.TURVEY	1:09.982	1:09.982 (11)
12	20 M.EVANS	25.200	6 J.LOPEZ	21.661	5 M.ENGEL	23.173	12	3 N.PIQUET	1:10.011	1:10.132 (13)
13	68 L.FILIPPI	25.228	5 M.ENGEL	21.687	23 N.HEIDFELD	23.233	13	23 N.HEIDFELD	1:10.037	1:10.037 (12)
14	6 J.LOPEZ	25.242	4 T.DILLMANN	21.690	3 N.PIQUET	23.236	14	6 J.LOPEZ	1:10.239	1:10.378 (15)
15	8 N.PROST	25.262	36 A.LYNN	21.708	4 T.DILLMANN	23.285	15	5 M.ENGEL	1:10.241	1:10.332 (14)
16	16 O.TURVEY	25.307	28 A.DA COSTA	21.728	68 L.FILIPPI	23.307	16	68 L.FILIPPI	1:10.312	1:10.426 (16)
17	28 A.DA COSTA	25.341	23 N.HEIDFELD	21.745	27 S.SARRAZIN	23.314	17	4 T.DILLMANN	1:10.325	1:10.456 (19)
18	4 T.DILLMANN	25.350	68 L.FILIPPI	21.777	28 A.DA COSTA	23.319	18	28 A.DA COSTA	1:10.388	1:10.434 (17)
19	5 M.ENGEL	25.381	8 N.PROST	21.792	6 J.LOPEZ	23.336	19	8 N.PROST	1:10.450	1:10.450 (18)
20	27 S.SARRAZIN	25.558	27 S.SARRAZIN	21.863	8 N.PROST	23.396	20	27 S.SARRAZIN	1:10.735	1:10.735 (20)

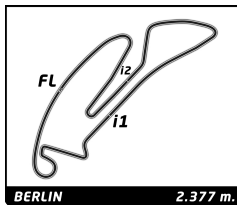


ABB FIA Formula E Championship

Round 9 - Berlin ePrix

Non Qualifying Practice 2

Fastest Lap Sequence

Official Timekeeper TAG Heuer

Practice Time	Driver	Team	Car	Time	Kph	Lap
2:53.639	9 Sébastien BUEMI	Renault e.dams	Renault Z.E. 17	1:23.668	102.3	2
3:58.497	23 Nick HEIDFELD	Mahindra Racing	Mahindra M4Electro	1:20.814	105.9	2
4:03.816	9 Sébastien BUEMI	Renault e.dams	Renault Z.E. 17	1:10.177	121.9	3
4:17.734	1 Lucas DI GRASSI	Audi Sport ABT Schaeffler	Audi e-tron FE04	1:09.609	122.9	3
22:28.902	9 Sébastien BUEMI	Renault e.dams	Renault Z.E. 17	1:09.606	122.9	11
25:22.657	19 Felix ROSENQVIST	Mahindra Racing	Mahindra M4Electro	1:09.533	123.1	17
25:56.201	25 Jean-Eric VERGNE	TECHEETAH	Renault Z.E. 17	1:09.438	123.2	16



FIA FORMULA E CHAMPIONSHIP 2017-18

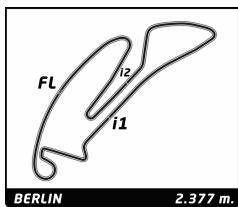


ABB FIA Formula E Championship Round 9 - Berlin ePrix Non Qualifying Practice 2

Analysis

Official Timekeeper TAGHeuer

200KW Personal Best Session Best B Crossing the finish line in pit lane

Table with columns: Lap, Time, Sector 1, Sector 2, Sector 3, Kph, Elapsed. Rows for drivers: Lucas DI GRASSI, Sam BIRD, Nelson PIQUET, Tom DILLMANN, Maro ENGEL, José Maria LOPEZ.

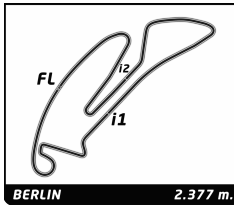


ABB FIA Formula E Championship Round 9 - Berlin ePrix Non Qualifying Practice 2

Analysis

Official Timekeeper TAGHeuer

Table with 7 columns: Lap, Time, Sector 1, Sector 2, Sector 3, Kph, Elapsed. Rows 8-15 showing lap data for Jérôme D'Ambrosio.

Table with 7 columns: Lap, Time, Sector 1, Sector 2, Sector 3, Kph, Elapsed. Rows 1-9 showing lap data for Jérôme D'Ambrosio.

Table with 7 columns: Lap, Time, Sector 1, Sector 2, Sector 3, Kph, Elapsed. Rows 1-15 showing lap data for Nicolas Prost.

Table with 7 columns: Lap, Time, Sector 1, Sector 2, Sector 3, Kph, Elapsed. Rows 1-16 showing lap data for Sébastien Buemi.

Legend: 200KW, Personal Best, Session Best, Crossing the finish line in pit lane

Table for driver Oliver TURVEY (GBR) showing lap data (1-18) with columns for Lap, Time, Sector 1-3, Kph, and Elapsed.

Table for driver André LOTTERER (DEU) showing lap data (1-18) with columns for Lap, Time, Sector 1-3, Kph, and Elapsed.

Table for driver Felix ROSENQVIST (SWE) showing lap data (1-12) with columns for Lap, Time, Sector 1-3, Kph, and Elapsed.

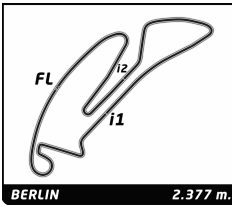


ABB FIA Formula E Championship Round 9 - Berlin ePrix Non Qualifying Practice 2

Analysis

Official Timekeeper TAGHeuer

Table with 7 columns: Lap, Time, Sector 1, Sector 2, Sector 3, Kph, Elapsed. Rows 13-21 showing driver performance.

Driver profile for Mitch EVANS (NZL) driving Panasonic Jaguar Racing Jaguar I-Type II. Includes lap times and sector data.

Driver profile for Nick HEIDFELD (DEU) driving Mahindra Racing Mahindra M4Electro. Includes lap times and sector data.

Driver profile for Jean-Eric VERGNE (FRA) driving TECHEETAH Renault Z.E. 17. Includes lap times and sector data.

Table with 7 columns: Lap, Time, Sector 1, Sector 2, Sector 3, Kph, Elapsed. Rows 14-16 showing driver performance.

Driver profile for Stéphane SARRAZIN (FRA) driving Andretti Formula E Andretti ATEC-03. Includes lap times and sector data.

Driver profile for Antonio Felix DA COSTA (PRT) driving Andretti Formula E Andretti ATEC-03. Includes lap times and sector data.

Driver profile for Alex LYNN (GBR) driving DS Virgin Racing DS Virgin DSV-03. Includes lap times and sector data.



FIA FORMULA E
CHAMPIONSHIP
2017-18

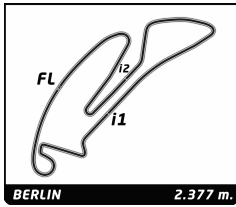


ABB FIA Formula E Championship

Round 9 - Berlin ePrix

Non Qualifying Practice 2

Analysis

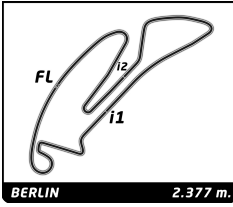
Official Timekeeper TAG Heuer

■ 200KW ■ Personal Best ■ Session Best ■ Crossing the finish line in pit lane

Lap	Time	Sector 1	Sector 2	Sector 3	Kph	Elapsed	Lap	Time	Sector 1	Sector 2	Sector 3	Kph	Elapsed
13	B 1:42.678	44.298	29.865	28.515	83.3	23:39.697							
14	B 1:22.361	■ 29.792	27.315	25.254	103.9	25:02.058							
15	B 1:09.883	■ 25.008	21.708	23.167	122.5	26:11.941							
16	B 1:24.637	■ 29.308	28.816	26.513	101.1	27:36.578							
17	B 1:11.359	25.741	22.033	23.585	119.9	28:47.937							
18	B 1:23.860	33.641	26.725	23.494	102.0	30:11.797							

66 Daniel ABT		DEU				
Audi Sport ABT Schaeffler		Audi e-tron FE04				
1	B 2:08.516	1:07.966	30.260	30.290	66.6	2:08.516
2	B 1:38.226	■ 32.430	32.823	32.973	87.1	3:46.742
3	B 1:09.735	■ 25.001	21.676	23.058	122.7	4:56.477
4	A 5:27.794	■ 26.307	24.473	4:37.014	26.1	10:24.271
5	A 1:25.882	33.682	23.635	28.565	99.6	11:50.153
6	A 1:13.007	25.337	22.156	25.514	117.2	13:03.160
7	A 1:10.475	25.229	21.795	23.451	121.4	14:13.635
8	B 9:13.294	■ 25.413	21.934	8:25.947	15.5	23:26.929
9	B 1:40.731	40.006	32.705	28.020	85.0	25:07.660
10	B 1:31.010	■ 31.244	26.257	33.509	94.0	26:38.670
11	B 1:09.636	■ 25.106	21.395	23.135	122.9	27:48.306
12	B 1:17.841	■ 27.400	25.992	24.449	109.9	29:06.147
13	B 1:13.756	25.505	23.588	24.663	116.0	30:19.903

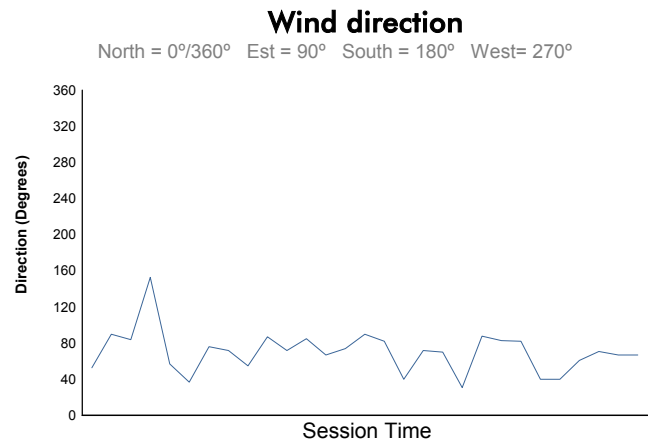
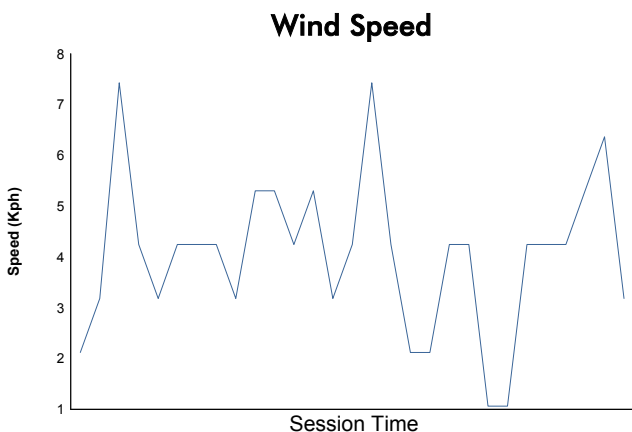
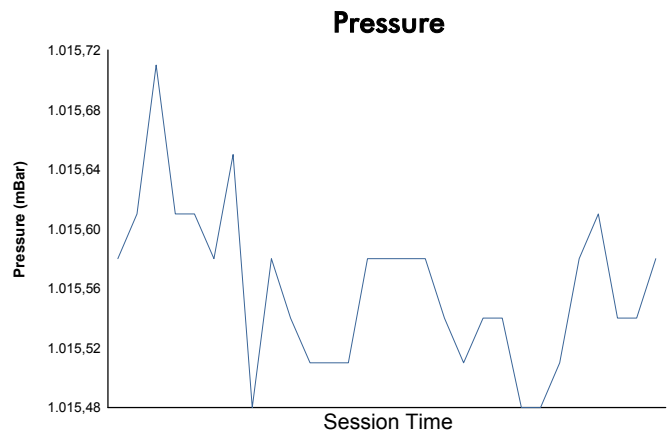
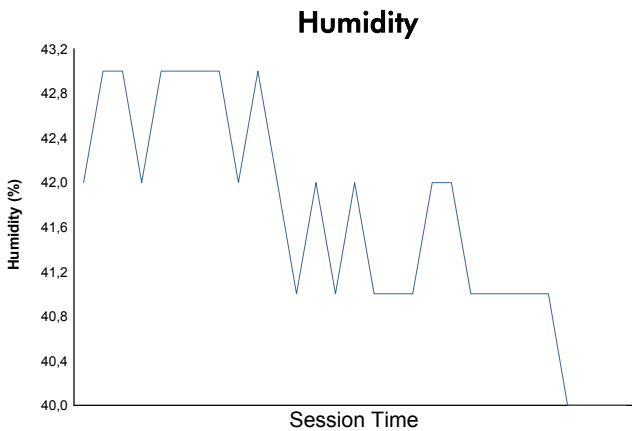
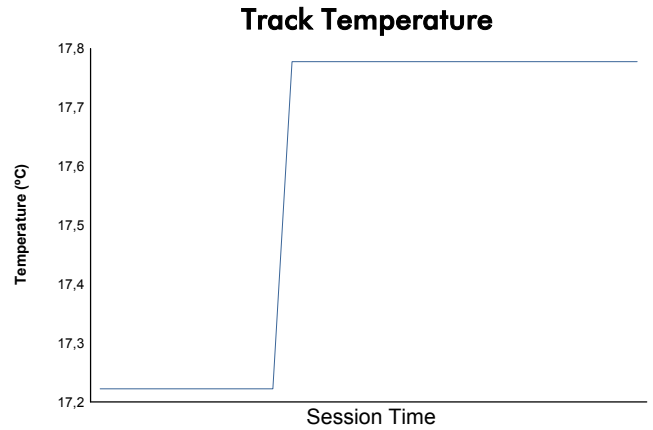
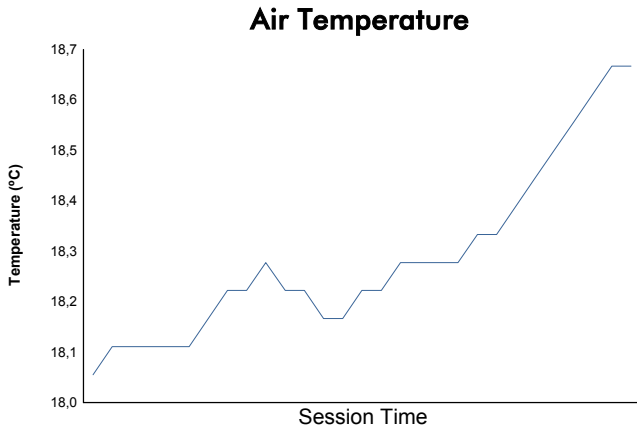
68 Luca FILIPPI		ITA				
NIO Formula E Team		NextEV NIO Sport 003				
1	A 2:47.030	1:46.314	30.157	30.559	51.2	2:47.030
2	A 1:21.573	■ 28.424	24.053	29.096	104.9	4:08.603
3	A 1:10.426	■ 25.342	21.777	23.307	121.5	5:19.029
4	A 1:23.058	■ 28.451	26.542	28.065	103.0	6:42.087
5	A 1:11.679	25.655	22.125	23.899	119.4	7:53.766
6	A 1:12.610	25.969	22.740	23.901	117.9	9:06.376
7	A 1:15.663	27.260	23.665	24.738	113.1	10:22.039
8	A 1:14.886	26.907	23.003	24.976	114.3	11:36.925
9	A 1:15.540	27.644	22.946	24.950	113.3	12:52.465
10	A 1:14.923	26.785	23.084	25.054	114.2	14:07.388
11	B 5:52.276	■ 27.433	23.009	5:01.834	24.3	19:59.664
12	B 1:29.513	32.990	28.327	28.196	95.6	21:29.177
13	B 1:17.986	■ 28.892	24.828	24.266	109.7	22:47.163
14	B 1:10.693	■ 25.228	21.962	23.503	121.0	23:57.856
15	B 1:12.934	■ 25.648	23.044	24.242	117.3	25:10.790
16	B 1:11.920	25.968	22.229	23.723	119.0	26:22.710
17	B 1:12.383	25.750	22.388	24.245	118.2	27:35.093
18	B 1:11.858	25.912	22.186	23.760	119.1	28:46.951
19	B 1:11.975	25.833	22.251	23.891	118.9	29:58.926
20	B 1:12.213	26.026	22.195	23.992	118.5	31:11.139



Round 9 - Berlin ePrix
 ABB FIA Formula E Championship
 Non Qualifying Practice 2

Weather Report

Official Timekeeper 



Track Status: **DRY**



Doc No.

Date:

Posted at:

ABB FIA FORMULA E CHAMPIONSHIP

Round 9 - Berlin ePrix - Qualifying Group 1

CLASSIFICATION

Official Timekeeper: TAG Heuer

POS	NO	DRIVER	NAT	TEAM	CAR	TIME	LAP	TOTAL	GAP	KPH
1	66	Daniel ABT	DEU	Audi Sport ABT Schaeffler	Audi e-tron FE04	1:09.774	3	3	-	- 122.6
2	16	Oliver TURVEY	GBR	NIO Formula E Team	NextEV NIO Sport 003	1:09.943	3	3	+0.169	+0.169 122.3
3	20	Mitch EVANS	NZL	Panasonic Jaguar Racing	Jaguar I-Type II	1:10.087	3	3	+0.313	+0.144 122.1
4	3	Nelson PIQUET	BRA	Panasonic Jaguar Racing	Jaguar I-Type II	1:10.270	3	3	+0.496	+0.183 121.8
5	18	André LOTTERER	DEU	TECHEETAH	Renault Z.E. 17	1:10.598	3	3	+0.824	+0.328 121.2

FASTEST LAP

66	D. ABT	DEU	Audi Sport ABT Schaeffler	Audi e-tron FE04	1:09.774 on Lap 3	122.6 Kph
----	--------	-----	---------------------------	------------------	-------------------	-----------

Race Director:

Timekeeper

Series Partners:

Title Partner Global Partner Technical Partner Official Partners



No part of these results/data may be reproduced, stored in a retrieval system or transmitted in any form or by any means electronic, mechanical, photocopying, recording, broadcasting or otherwise without prior permission of the copyright holder except for reproduction in local/national/international daily press and regular printed publications on sale to the public within 90 days of the event to which the results/data relate and provided that the copyright symbol appears together with the name of the copyright holder.

The FÉDÉRATION INTERNATIONALE DE L'AUTOMOBILE logo, FÉDÉRATION INTERNATIONALE DE L'AUTOMOBILE, FIA logo, FIA, FIA FORMULA-E CHAMPIONSHIP, FIA FORMULA-E CHAMPIONSHIP logo and related marks are protected trademarks of the Fédération Internationale de l'Automobile (FIA), Chemin de Blandonnet 2, 1214 Vernier, Switzerland.

©2017, Fédération Internationale de l'Automobile (FIA)



FIA FORMULA E
CHAMPIONSHIP
2017-18

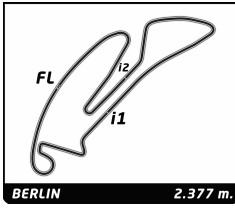


ABB FIA Formula E Championship
Round 9 - Berlin ePrix
Qualifying Group 1

Best Sector Times

Official Timekeeper TAG Heuer

SECTOR 1			SECTOR 2		SECTOR 3		Pos	Driver	Ideal Lap	Best Lap	
Pos	Driver	Time	Driver	Time	Driver	Time					
1	66 D.ABT	25.143	66 D.ABT	21.479	66 D.ABT	23.152	1	66 D.ABT	1:09.774	1:09.774	(1)
2	16 O.TURVEY	25.147	20 M.EVANS	21.593	16 O.TURVEY	23.180	2	16 O.TURVEY	1:09.943	1:09.943	(2)
3	20 M.EVANS	25.165	16 O.TURVEY	21.616	3 N.PIQUET	23.316	3	20 M.EVANS	1:10.087	1:10.087	(3)
4	18 A.LOTTERER	25.173	3 N.PIQUET	21.704	20 M.EVANS	23.329	4	3 N.PIQUET	1:10.270	1:10.270	(4)
5	3 N.PIQUET	25.250	18 A.LOTTERER	21.924	18 A.LOTTERER	23.501	5	18 A.LOTTERER	1:10.598	1:10.598	(5)

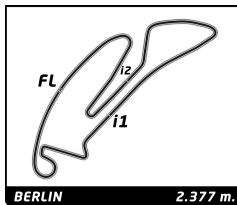


ABB FIA Formula E Championship

Round 9 - Berlin ePrix

Qualifying Group 1

Fastest Lap Sequence

Official Timekeeper TAGHeuer

Practice Time	Driver	Team	Car	Time	Kph	Lap
5:08.078	18 André LOTTERER	TECHEETAH	Renault Z.E. 17	1:28.818	96.3	2
5:14.889	3 Nelson PIQUET	Panasonic Jaguar Racing	Jaguar I-Type II	1:20.443	106.4	2
6:18.676	18 André LOTTERER	TECHEETAH	Renault Z.E. 17	1:10.598	121.2	3
6:25.159	3 Nelson PIQUET	Panasonic Jaguar Racing	Jaguar I-Type II	1:10.270	121.8	3
6:32.765	66 Daniel ABT	Audi Sport ABT Schaeffler	Audi e-tron FE04	1:09.774	122.6	3



FIA FORMULA E
CHAMPIONSHIP
2017-18

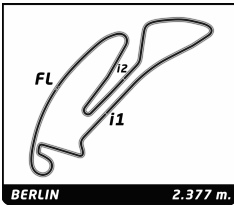


ABB FIA Formula E Championship

Round 9 - Berlin ePrix

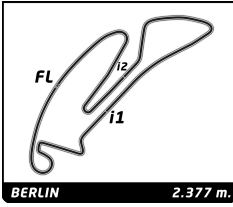
Qualifying Group 1

Analysis

Official Timekeeper TAG Heuer

■ 200KW ■ Personal Best ■ Session Best ■ B Crossing the finish line in pit lane

Lap	Time	Sector 1	Sector 2	Sector 3	Kph	Elapsed	Lap	Time	Sector 1	Sector 2	Sector 3	Kph	Elapsed
3 Nelson PIQUET BRA													
Panasonic Jaguar Racing Jaguar I-Type II													
1	B	3:54.446	2:57.382	28.656	28.408	36.5	3:54.446						
2	B	1:20.443	■	30.652	24.623	25.168	106.4	5:14.889					
3	B	■	1:10.270	■	25.250	■	21.704	■	23.316	121.8	6:25.159		
16 Oliver TURVEY GBR													
NIO Formula E Team NextEV NIO Sport 003													
1	A	3:59.421	3:04.131	28.219	27.071	35.7	3:59.421						
2	A	1:28.928	■	30.228	28.660	30.040	96.2	5:28.349					
3	A	■	1:09.943	■	25.147	■	21.616	■	23.180	122.3	6:38.292		
18 André LOTTERER DEU													
TECHEETAH Renault Z.E. 17													
1	B	3:39.260	2:40.016	29.729	29.515	39.0	3:39.260						
2	B	1:28.818	■	32.524	30.652	25.642	96.3	5:08.078					
3	B	■	1:10.598	■	25.173	■	21.924	■	23.501	121.2	6:18.676		
20 Mitch EVANS NZL													
Panasonic Jaguar Racing Jaguar I-Type II													
1	A	4:06.391	3:10.296	28.264	27.831	34.7	4:06.391						
2	A	1:28.594	■	30.485	28.093	30.016	96.6	5:34.985					
3	A	■	1:10.087	■	25.165	■	21.593	■	23.329	122.1	6:45.072		
66 Daniel ABT DEU													
Audi Sport ABT Schaeffler Audi e-tron FE04													
1	B	4:00.068	3:03.120	28.951	27.997	35.6	4:00.068						
2	B	1:22.923	■	29.860	27.438	25.625	103.2	5:22.991					
3	B	■	1:09.774	■	25.143	■	21.479	■	23.152	122.6	6:32.765		



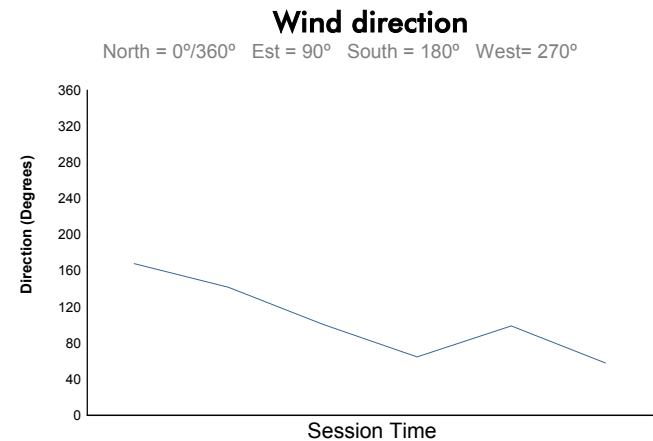
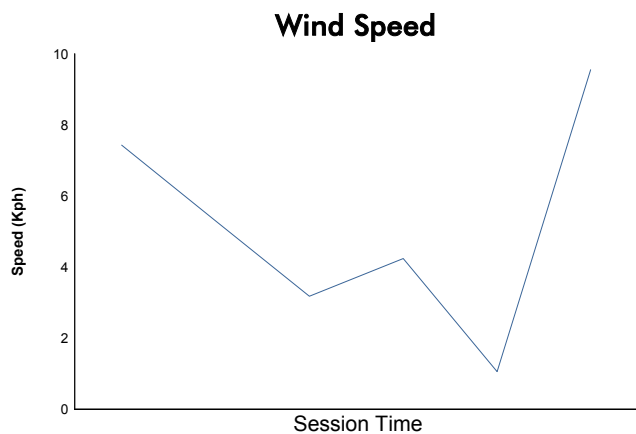
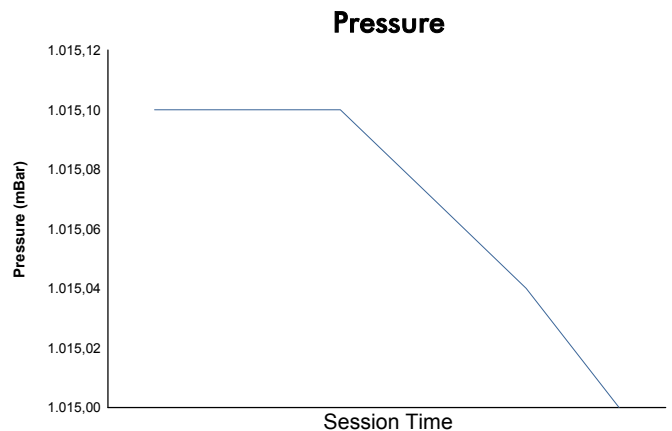
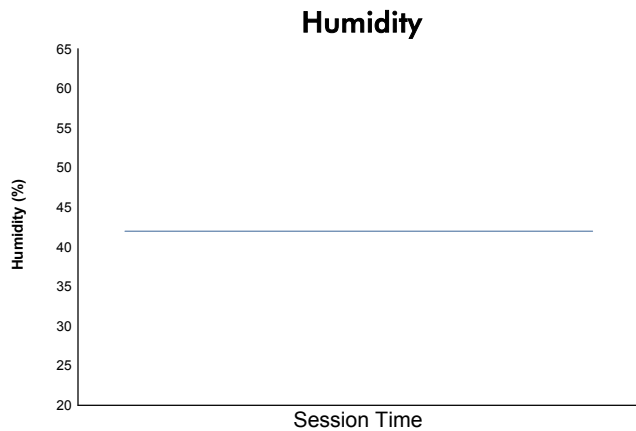
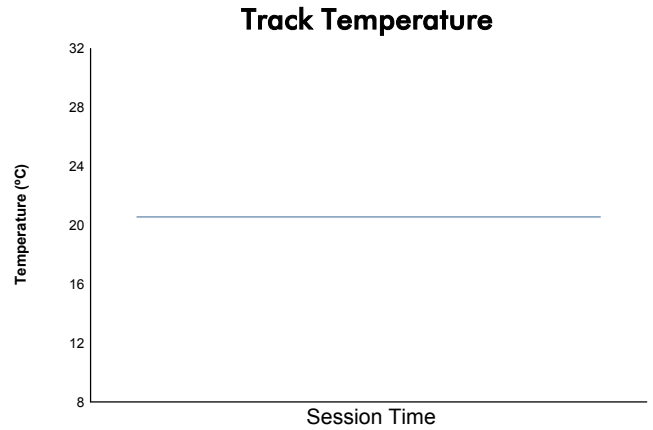
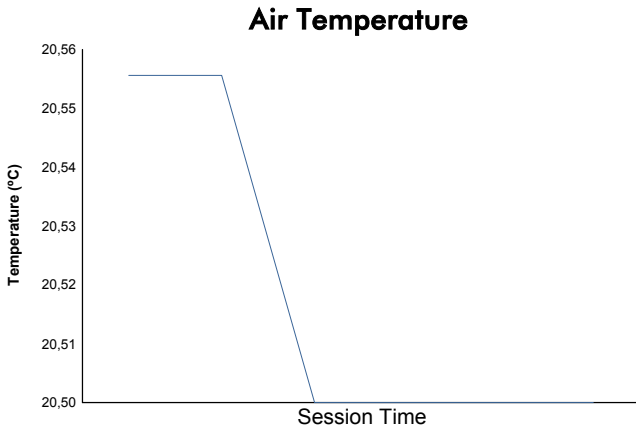
Round 9 - Berlin ePrix

ABB FIA Formula E Championship

Qualifying Group 1

Weather Report

Official Timekeeper 



Track Status: **DRY**



Doc No.

Date:

Posted at:

ABB FIA FORMULA E CHAMPIONSHIP

Round 9 - Berlin ePrix - Qualifying Group 2

CLASSIFICATION

Official Timekeeper: TAG Heuer

POS	NO	DRIVER	NAT	TEAM	CAR	TIME	LAP	TOTAL	GAP	KPH
1	36	Alex LYNN	GBR	DS Virgin Racing	DS Virgin DSV-03	1:10.002	3	3	-	122.2
2	6	José Maria LOPEZ	ARG	DRAGON	PENSKE EV-2	1:10.105	3	3	+0.103	121.8
3	5	Maro ENGEL	DEU	Venturi Formula E Team	Venturi VM200-FE-03	1:10.248	3	3	+0.246	121.8
4	23	Nick HEIDFELD	DEU	Mahindra Racing	Mahindra M4Electro	1:10.264	3	3	+0.262	121.8
5	28	Antonio Felix DA COSTA	PRT	Andretti Formula E	Andretti ATEC-03	1:10.417	3	3	+0.415	121.5

FASTEST LAP

36	A. LYNN	GBR	DS Virgin Racing	DS Virgin DSV-03	1:10.002 on Lap 3	122.2 Kph
----	---------	-----	------------------	------------------	-------------------	-----------

Race Director:

Timekeeper

Series Partners:

Title Partner Global Partner Technical Partner Official Partners



No part of these results/data may be reproduced, stored in a retrieval system or transmitted in any form or by any means electronic, mechanical, photocopying, recording, broadcasting or otherwise without prior permission of the copyright holder except for reproduction in local/national/international daily press and regular printed publications on sale to the public within 90 days of the event to which the results/data relate and provided that the copyright symbol appears together with the name of the copyright holder.

The FÉDÉRATION INTERNATIONALE DE L'AUTOMOBILE logo, FÉDÉRATION INTERNATIONALE DE L'AUTOMOBILE, FIA logo, FIA, FIA FORMULA-E CHAMPIONSHIP, FIA FORMULA-E CHAMPIONSHIP logo and related marks are protected trademarks of the Fédération Internationale de l'Automobile (FIA), Chemin de Blandonnet 2, 1214 Vernier, Switzerland.

©2017, Fédération Internationale de l'Automobile (FIA)



FIA FORMULA E
CHAMPIONSHIP
2017-18

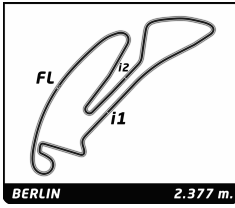


ABB FIA Formula E Championship
Round 9 - Berlin ePrix
Qualifying Group 2

Best Sector Times

Official Timekeeper TAG Heuer

SECTOR 1			SECTOR 2		SECTOR 3		Pos	Driver	Ideal Lap	Best Lap	
Pos	Driver	Time	Driver	Time	Driver	Time					
1	36 A.LYNN	25.055	6 J.LOPEZ	21.560	36 A.LYNN	23.232	1	36 A.LYNN	1:10.002	1:10.002	(1)
2	23 N.HEIDFELD	25.184	23 N.HEIDFELD	21.680	6 J.LOPEZ	23.255	2	6 J.LOPEZ	1:10.105	1:10.105	(2)
3	28 A.DA COSTA	25.236	5 M.ENGEL	21.694	5 M.ENGEL	23.289	3	5 M.ENGEL	1:10.248	1:10.248	(3)
4	5 M.ENGEL	25.265	36 A.LYNN	21.715	28 A.DA COSTA	23.303	4	23 N.HEIDFELD	1:10.264	1:10.264	(4)
5	6 J.LOPEZ	25.290	28 A.DA COSTA	21.878	23 N.HEIDFELD	23.400	5	28 A.DA COSTA	1:10.417	1:10.417	(5)

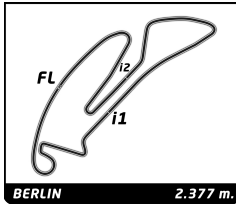


ABB FIA Formula E Championship

Round 9 - Berlin ePrix

Qualifying Group 2

Fastest Lap Sequence

Official Timekeeper TAGHeuer

Practice Time	Driver	Team	Car	Time	Kph	Lap
3:28.810	36 Alex LYNN	DS Virgin Racing	DS Virgin DSV-03	1:26.339	99.1	2
3:49.952	6 José María LOPEZ	DRAGON	PENSKE EV-2	1:20.056	106.9	2
4:38.812	36 Alex LYNN	DS Virgin Racing	DS Virgin DSV-03	1:10.002	122.2	3



FIA FORMULA E
CHAMPIONSHIP
2017-18

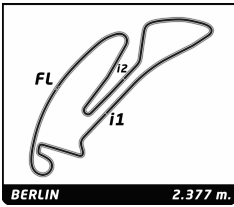


ABB FIA Formula E Championship

Round 9 - Berlin ePrix

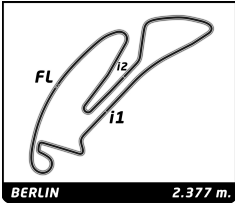
Qualifying Group 2

Analysis

Official Timekeeper TAG Heuer

■ 200KW ■ Personal Best ■ Session Best ■ Crossing the finish line in pit lane

Lap	Time	Sector 1	Sector 2	Sector 3	Kph	Elapsed	Lap	Time	Sector 1	Sector 2	Sector 3	Kph	Elapsed
5 Maro ENGEL DEU Venturi Formula E Team Venturi VM200-FE-03													
1	A	3:04.930	2:12.449	26.118	26.363	46.3	3:04.930						
2	A	1:22.636	■ 29.571	26.750	26.315	103.6	4:27.566						
3	A	1:10.248	■ 25.265	21.694	23.289	121.8	5:37.814						
6 José Maria LOPEZ ARG DRAGON PENSKE EV-2													
1	B	2:29.896	1:30.035	32.515	27.346	57.1	2:29.896						
2	B	1:20.056	■ 27.665	25.969	26.422	106.9	3:49.952						
3	B	1:10.105	■ 25.290	21.560	23.255	122.1	5:00.057						
23 Nick HEIDFELD DEU Mahindra Racing Mahindra M4Electro													
1	A	4:01.743	3:06.499	26.721	28.523	35.4	4:01.743						
2	A	1:19.465	■ 27.962	25.280	26.223	107.7	5:21.208						
3	A	1:10.264	■ 25.184	21.680	23.400	121.8	6:31.472						
28 Antonio Felix DA COSTA PRT Andretti Formula E Andretti ATEC-03													
1	A	2:59.845	2:02.132	28.910	28.803	47.6	2:59.845						
2	A	1:23.332	■ 32.012	26.451	24.869	102.7	4:23.177						
3	A	1:10.417	■ 25.236	21.878	23.303	121.5	5:33.594						
36 Alex LYNN GBR DS Virgin Racing DS Virgin DSV-03													
1	A	2:02.471	1:00.545	32.437	29.489	69.9	2:02.471						
2	A	1:26.339	■ 31.880	28.462	25.997	99.1	3:28.810						
3	A	1:10.002	■ 25.055	21.715	23.232	122.2	4:38.812						



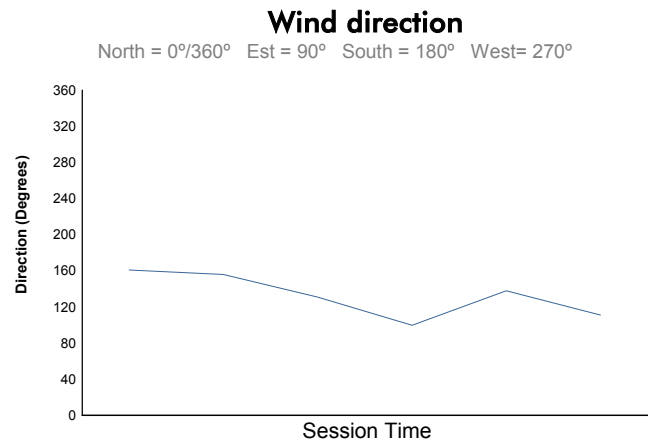
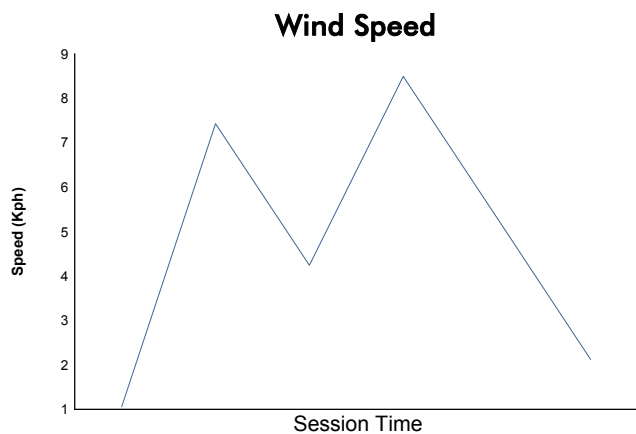
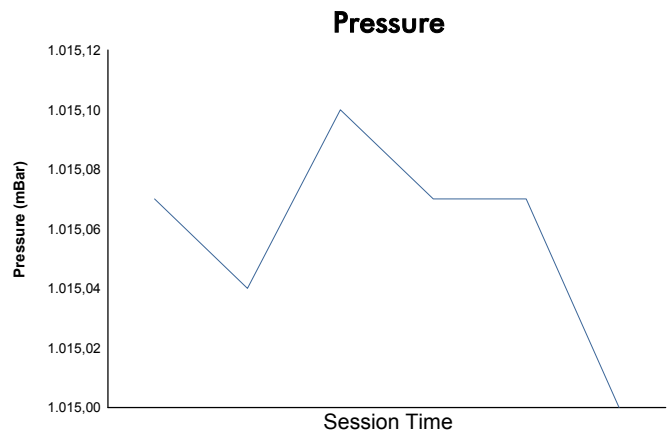
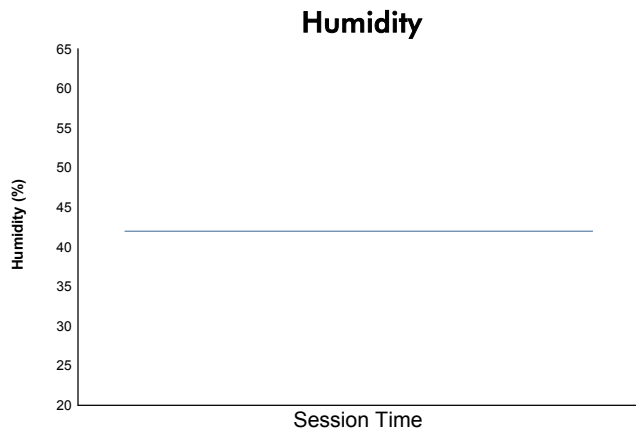
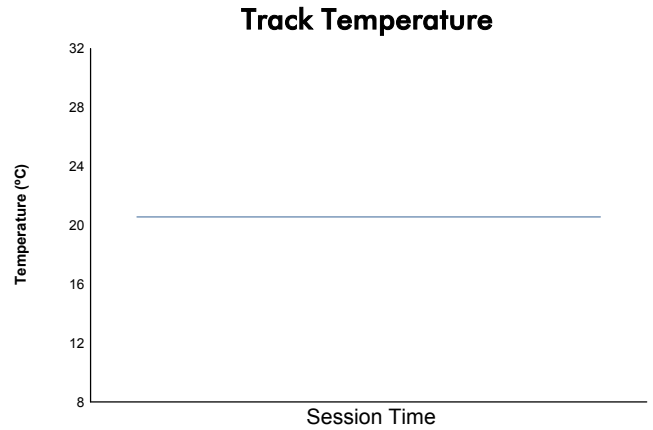
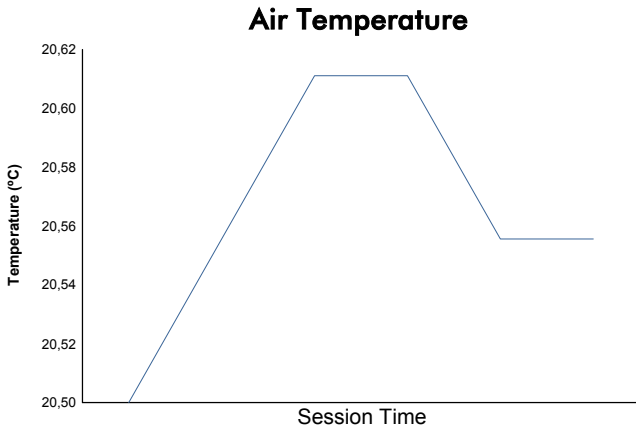
Round 9 - Berlin ePrix

ABB FIA Formula E Championship

Qualifying Group 2

Weather Report

Official Timekeeper 



Track Status: **DRY**



Doc No.

Date:

Posted at:

ABB FIA FORMULA E CHAMPIONSHIP

Round 9 - Berlin ePrix - Qualifying Group 3

CLASSIFICATION

Official Timekeeper: TAG Heuer

POS	NO	DRIVER	NAT	TEAM	CAR	TIME	LAP	TOTAL	GAP	KPH
1	7	Jérôme D'AMBROSIO	BEL	DRAGON	PENSKE EV-2	1:09.938	3	3	-	122.4
2	4	Tom DILLMANN	FRA	Venturi Formula E Team	Venturi VM200-FE-03	1:10.214	3	3	+0.276	121.9
3	27	Stéphane SARRAZIN	FRA	Andretti Formula E	Andretti ATEC-03	1:10.315	3	3	+0.377	121.7
4	68	Luca FILIPPI	ITA	NIO Formula E Team	NextEV NIO Sport 003	1:10.601	3	3	+0.663	121.2
5	8	Nicolas PROST	FRA	Renault e.dams	Renault Z.E. 17	1:10.618	3	3	+0.680	121.2

FASTEST LAP

7	J. D'AMBROSIO	BEL	DRAGON	PENSKE EV-2	1:09.938 on Lap 3	122.4 Kph
---	---------------	-----	--------	-------------	-------------------	-----------

Race Director:

Timekeeper

Series Partners:

Title Partner Global Partner Technical Partner Official Partners



No part of these results/data may be reproduced, stored in a retrieval system or transmitted in any form or by any means electronic, mechanical, photocopying, recording, broadcasting or otherwise without prior permission of the copyright holder except for reproduction in local/national/international daily press and regular printed publications on sale to the public within 90 days of the event to which the results/data relate and provided that the copyright symbol appears together with the name of the copyright holder.

The FÉDÉRATION INTERNATIONALE DE L'AUTOMOBILE logo, FÉDÉRATION INTERNATIONALE DE L'AUTOMOBILE, FIA logo, FIA, FIA FORMULA-E CHAMPIONSHIP, FIA FORMULA-E CHAMPIONSHIP logo and related marks are protected trademarks of the Fédération Internationale de l'Automobile (FIA), Chemin de Blandonnet 2, 1214 Vernier, Switzerland.

©2017, Fédération Internationale de l'Automobile (FIA)



FIA FORMULA E
CHAMPIONSHIP
2017-18

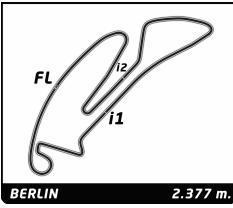


ABB FIA Formula E Championship
Round 9 - Berlin ePrix
Qualifying Group 3

Best Sector Times

Official Timekeeper TAGHeuer

SECTOR 1			SECTOR 2		SECTOR 3						
Pos	Driver	Time	Driver	Time	Driver	Time	Pos	Driver	Ideal Lap	Best Lap	
1	J.D'AMBROSIO	25.185	J.D'AMBROSIO	21.570	J.D'AMBROSIO	23.183	1	J.D'AMBROSIO	1:09.938	1:09.938	(1)
2	T.DILLMANN	25.247	T.DILLMANN	21.670	S.SARRAZIN	23.221	2	T.DILLMANN	1:10.214	1:10.214	(2)
3	S.SARRAZIN	25.307	N.PROST	21.733	T.DILLMANN	23.297	3	S.SARRAZIN	1:10.315	1:10.315	(3)
4	L.FILIPPI	25.454	L.FILIPPI	21.782	L.FILIPPI	23.365	4	L.FILIPPI	1:10.601	1:10.601	(4)
5	N.PROST	25.505	S.SARRAZIN	21.787	N.PROST	23.380	5	N.PROST	1:10.618	1:10.618	(5)

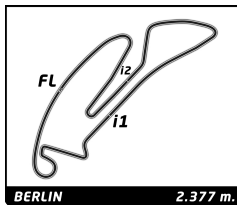


ABB FIA Formula E Championship

Round 9 - Berlin ePrix

Qualifying Group 3

Fastest Lap Sequence

Official Timekeeper TAG Heuer

Practice Time	Driver	Team	Car	Time	Kph	Lap
3:04.771	8 Nicolas PROST	Renault e.dams	Renault Z.E. 17	1:28.025	97.2	2
4:13.599	27 Stéphane SARRAZIN	Andretti Formula E	Andretti ATEC-03	1:26.537	98.9	2
4:15.389	8 Nicolas PROST	Renault e.dams	Renault Z.E. 17	1:10.618	121.2	3
4:45.930	4 Tom DILLMANN	Venturi Formula E Team	Venturi VM200-FE-03	1:10.214	121.9	3
4:57.428	7 Jérôme D'AMBROSIO	DRAGON	PENSKE EV-2	1:09.938	122.4	3



FIA FORMULA E
CHAMPIONSHIP
2017-18

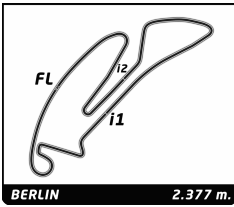


ABB FIA Formula E Championship

Round 9 - Berlin ePrix

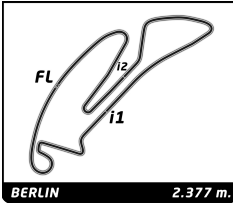
Qualifying Group 3

Analysis

Official Timekeeper TAG Heuer

■ 200KW ■ Personal Best ■ Session Best ■ B Crossing the finish line in pit lane

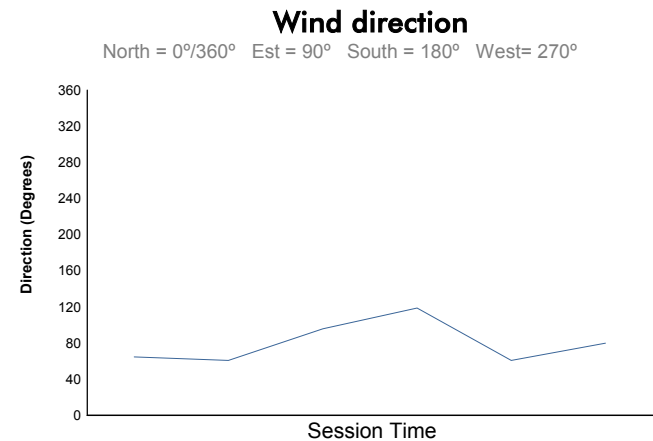
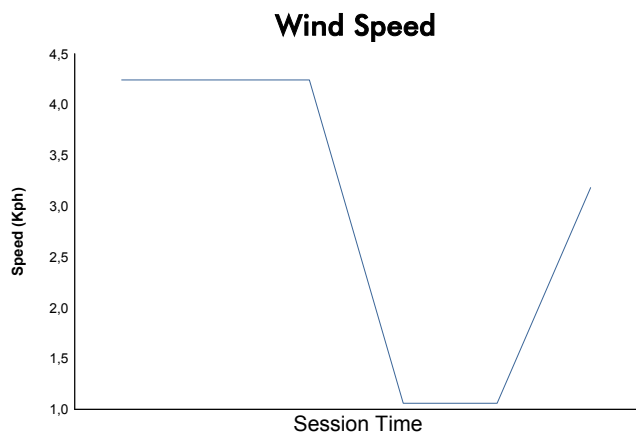
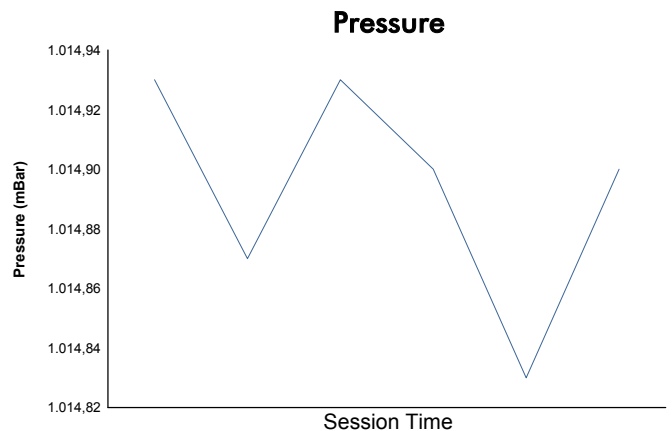
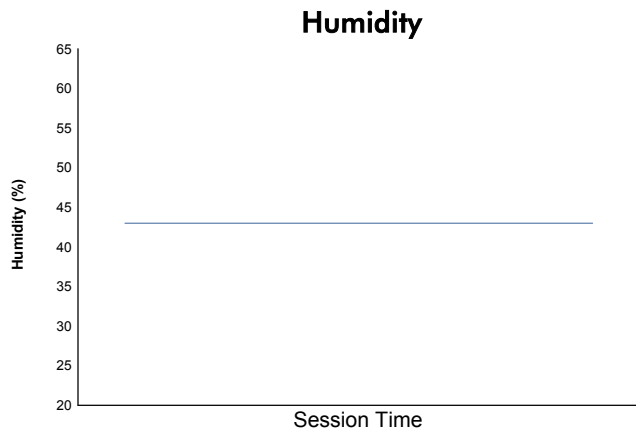
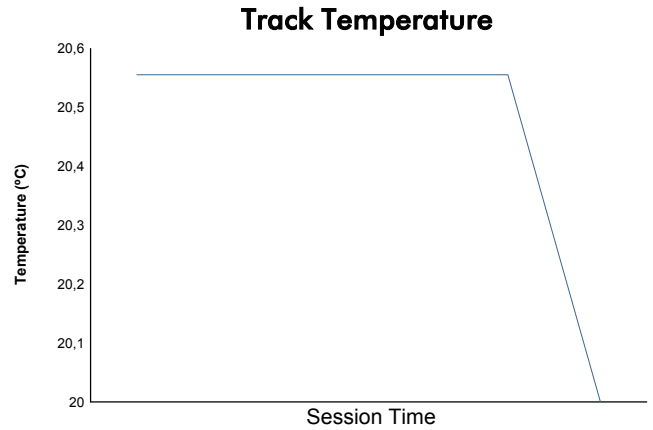
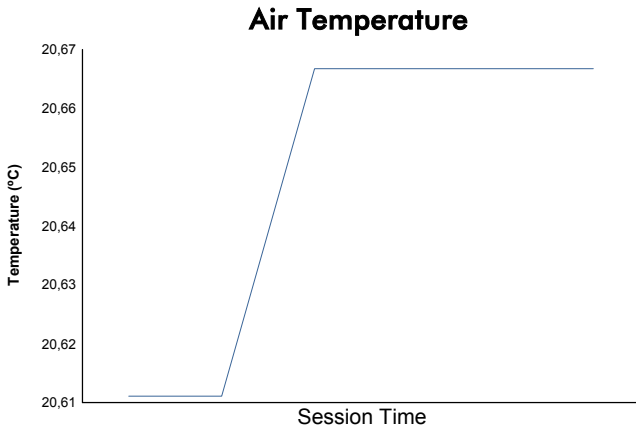
Lap	Time	Sector 1	Sector 2	Sector 3	Kph	Elapsed	Lap	Time	Sector 1	Sector 2	Sector 3	Kph	Elapsed
4 Tom DILLMANN FRA													
Venturi Formula E Team							Venturi VM200-FE-03						
1	B	2:03.481	59.433	31.953	32.095	69.3	2:03.481						
2	B	1:32.235	■	35.660	28.978	27.597	92.8	3:35.716					
3	B	1:10.214	■	25.247	21.670	23.297	121.9	4:45.930					
7 Jérôme D'AMBROSIO BEL													
DRAGON							PENSKE EV-2						
1	B	2:18.526	1:20.236	28.064	30.226	61.8	2:18.526						
2	B	1:28.964	■	31.777	29.391	27.796	96.2	3:47.490					
3	B	1:09.938	■	25.185	21.570	23.183	122.4	4:57.428					
8 Nicolas PROST FRA													
Renault e.dams							Renault Z.E. 17						
1	B	1:36.746	40.084	28.034	28.628	88.5	1:36.746						
2	B	1:28.025	■	29.738	32.056	26.231	97.2	3:04.771					
3	B	1:10.618	■	25.505	21.733	23.380	121.2	4:15.389					
27 Stéphane SARRAZIN FRA													
Andretti Formula E							Andretti ATEC-03						
1	A	2:47.062	1:48.744	29.562	28.756	51.2	2:47.062						
2	A	1:26.537	■	31.395	28.616	26.526	98.9	4:13.599					
3	A	1:10.315	■	25.307	21.787	23.221	121.7	5:23.914					
68 Luca FILIPPI ITA													
NIO Formula E Team							NextEV NIO Sport 003						
1	B	2:09.715	1:00.304	36.666	32.745	66.0	2:09.715						
2	B	1:30.801	■	33.560	30.394	26.847	94.2	3:40.516					
3	B	1:10.601	■	25.454	21.782	23.365	121.2	4:51.117					



Round 9 - Berlin ePrix
 ABB FIA Formula E Championship
 Qualifying Group 3

Weather Report

Official Timekeeper 



Track Status: **DRY**



Doc No.

Date:

Posted at:

ABB FIA FORMULA E CHAMPIONSHIP

Round 9 - Berlin ePrix - Qualifying Group 4

CLASSIFICATION

Official Timekeeper: TAG Heuer

POS	NO	DRIVER	NAT	TEAM	CAR	TIME	LAP	TOTAL	GAP	KPH
1	1	Lucas DI GRASSI	BRA	Audi Sport ABT Schaeffler	Audi e-tron FE04	1:09.620	3	3	-	122.9
2	25	Jean-Eric VERGNE	FRA	TECHEETAH	Renault Z.E. 17	1:09.765	2	2	+0.145	122.7
3	19	Felix ROSENQVIST	SWE	Mahindra Racing	Mahindra M4Electro	1:09.951	3	3	+0.331	122.3
4	9	Sébastien BUEMI	CHE	Renault e.dams	Renault Z.E. 17	1:09.994	3	3	+0.374	122.3
5	2	Sam BIRD	GBR	DS Virgin Racing	DS Virgin DSV-03	1:10.087	3	3	+0.467	122.1

FASTEST LAP

1	L. DI GRASSI	BRA	Audi Sport ABT Schaeffler	Audi e-tron FE04	1:09.620 on Lap 3	122.9 Kph
---	--------------	-----	---------------------------	------------------	-------------------	-----------

Race Director:

Timekeeper

Series Partners:

Title Partner Global Partner Technical Partner Official Partners



No part of these results/data may be reproduced, stored in a retrieval system or transmitted in any form or by any means electronic, mechanical, photocopying, recording, broadcasting or otherwise without prior permission of the copyright holder except for reproduction in local/national/international daily press and regular printed publications on sale to the public within 90 days of the event to which the results/data relate and provided that the copyright symbol appears together with the name of the copyright holder.

The FÉDÉRATION INTERNATIONALE DE L'AUTOMOBILE logo, FÉDÉRATION INTERNATIONALE DE L'AUTOMOBILE, FIA logo, FIA, FIA FORMULA-E CHAMPIONSHIP, FIA FORMULA-E CHAMPIONSHIP logo and related marks are protected trademarks of the Fédération Internationale de l'Automobile (FIA), Chemin de Blandonnet 2, 1214 Vernier, Switzerland.

©2017, Fédération Internationale de l'Automobile (FIA)



FIA FORMULA E
CHAMPIONSHIP
2017-18

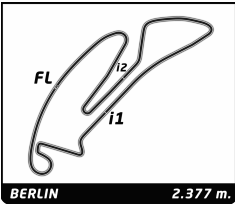


ABB FIA Formula E Championship
Round 9 - Berlin ePrix
Qualifying Group 4

Best Sector Times

Official Timekeeper TAG Heuer

SECTOR 1			SECTOR 2		SECTOR 3		Pos	Driver	Ideal Lap	Best Lap	
Pos	Driver	Time	Driver	Time	Driver	Time					
1	25 J.VERGNE	25.129	1 L.DI GRASSI	21.303	1 L.DI GRASSI	23.027	1	1 L.DI GRASSI	1:09.620	1:09.620	(1)
2	9 S.BUEMI	25.204	25 J.VERGNE	21.440	2 S.BIRD	23.094	2	25 J.VERGNE	1:09.765	1:09.765	(2)
3	19 F.ROSENQVIST	25.214	19 F.ROSENQVIST	21.460	25 J.VERGNE	23.196	3	19 F.ROSENQVIST	1:09.951	1:09.951	(3)
4	2 S.BIRD	25.253	9 S.BUEMI	21.579	9 S.BUEMI	23.211	4	9 S.BUEMI	1:09.994	1:09.994	(4)
5	1 L.DI GRASSI	25.290	2 S.BIRD	21.740	19 F.ROSENQVIST	23.277	5	2 S.BIRD	1:10.087	1:10.087	(5)

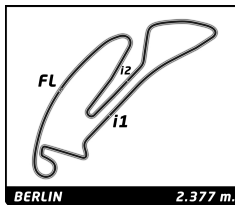


ABB FIA Formula E Championship

Round 9 - Berlin ePrix

Qualifying Group 4

Fastest Lap Sequence

Official Timekeeper TAG Heuer

Practice Time	Driver	Team	Car	Time	Kph	Lap
2:54.720	9 Sébastien BUEMI	Renault e.dams	Renault Z.E. 17	1:22.990	103.1	2
3:43.281	19 Felix ROSENQVIST	Mahindra Racing	Mahindra M4Electro	1:20.214	106.7	2
4:04.714	9 Sébastien BUEMI	Renault e.dams	Renault Z.E. 17	1:09.994	122.3	3
4:10.046	25 Jean-Eric VERGNE	TECHEETAH	Renault Z.E. 17	1:09.765	122.7	2
4:19.857	1 Lucas DI GRASSI	Audi Sport ABT Schaeffler	Audi e-tron FE04	1:09.620	122.9	3



FIA FORMULA E
CHAMPIONSHIP
2017-18

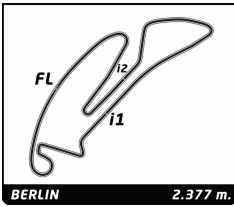


ABB FIA Formula E Championship

Round 9 - Berlin ePrix

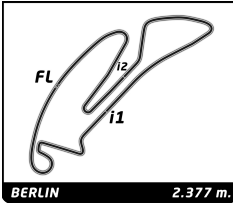
Qualifying Group 4

Analysis

Official Timekeeper TAG Heuer

■ 200KW ■ Personal Best ■ Session Best B Crossing the finish line in pit lane

Lap	Time	Sector 1	Sector 2	Sector 3	Kph	Elapsed	Lap	Time	Sector 1	Sector 2	Sector 3	Kph	Elapsed	
1	Lucas DI GRASSI BRA Audi Sport ABT Schaeffler Audi e-tron FE04													
1 B	1:40.515	42.379	28.845	29.291	85.1	1:40.515								
2 B	1:29.722	31.654	30.492	27.576	95.4	3:10.237								
3 B	1:09.620	25.290	21.303	23.027	122.9	4:19.857								
2	Sam BIRD GBR DS Virgin Racing DS Virgin DSV-03													
1 B	1:43.019	43.595	29.237	30.187	83.1	1:43.019								
2 B	1:37.230	33.187	36.186	27.857	88.0	3:20.249								
3 B	1:10.087	25.253	21.740	23.094	122.1	4:30.336								
9	Sébastien BUEMI CHE Renault e.dams Renault Z.E. 17													
1 B	1:31.730	38.213	25.619	27.898	93.3	1:31.730								
2 B	1:22.990	29.647	25.638	27.705	103.1	2:54.720								
3 B	1:09.994	25.204	21.579	23.211	122.3	4:04.714								
19	Felix ROSENQVIST SWE Mahindra Racing Mahindra M4Electro													
1 B	2:23.067	1:22.516	30.544	30.007	59.8	2:23.067								
2 B	1:20.214	30.412	25.432	24.370	106.7	3:43.281								
3 B	1:09.951	25.214	21.460	23.277	122.3	4:53.232								
25	Jean-Eric VERGNE FRA TECHEETAH Renault Z.E. 17													
1 B	3:00.281	2:06.044	27.092	27.145	47.5	3:00.281								
2 B	1:09.765	25.129	21.440	23.196	122.7	4:10.046								



Round 9 - Berlin ePrix

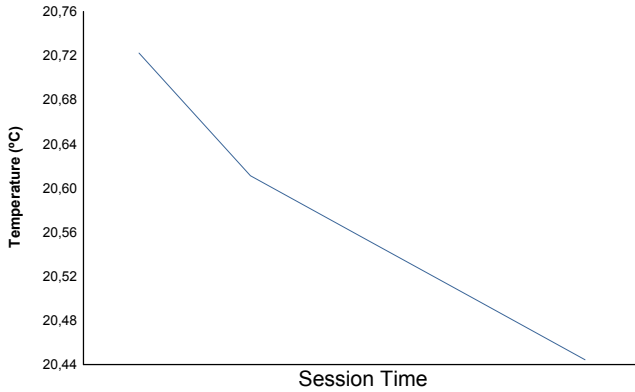
ABB FIA Formula E Championship

Qualifying Group 4

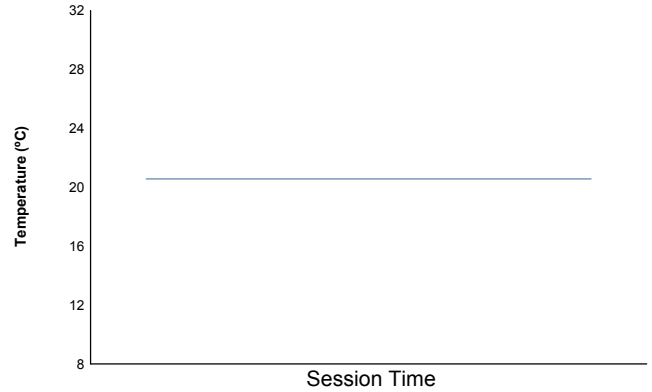
Weather Report

Official Timekeeper 

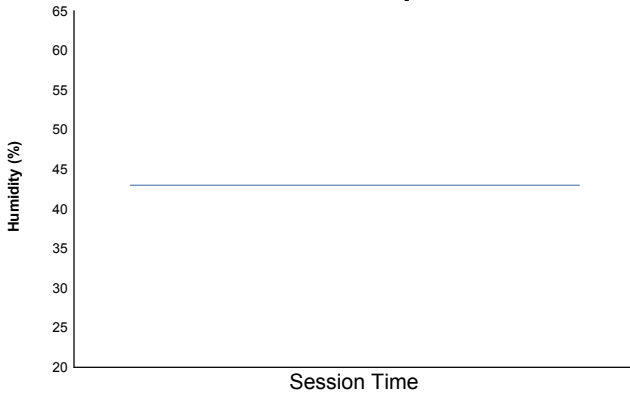
Air Temperature



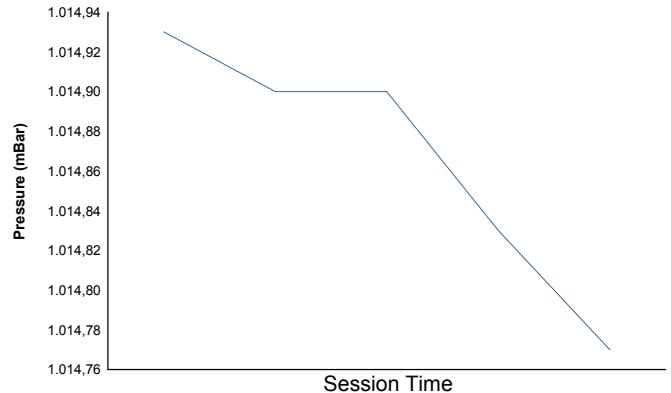
Track Temperature



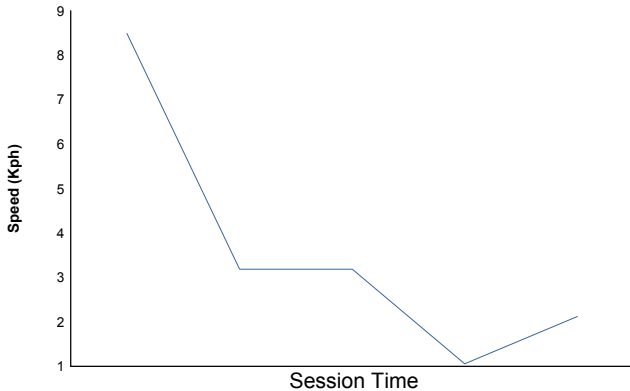
Humidity



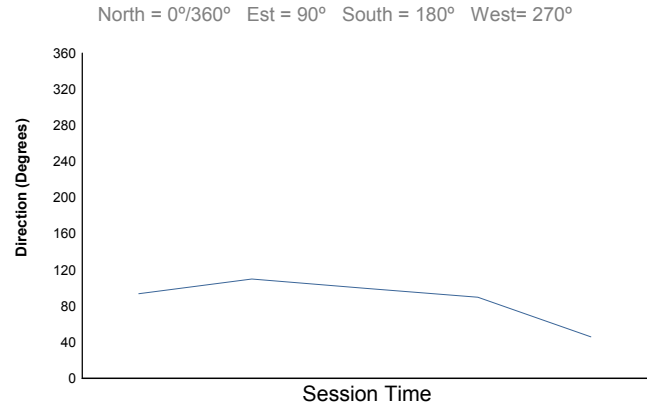
Pressure



Wind Speed



Wind direction



Track Status: **DRY**



Doc No.

Date:

Posted at:

ABB FIA FORMULA E CHAMPIONSHIP

Round 9 - Berlin ePrix - Qualifying Groups

CLASSIFICATION

Official Timekeeper: TAGHeuer

POS	NO	DRIVER	NAT	TEAM	TIME	GAP	SESSION
1	1	Lucas DI GRASSI	BRA	Audi Sport ABT Schaeffler	1:09.620		Qualifying Group 4
2	25	Jean-Eric VERGNE	FRA	TECHEETAH	1:09.765	0.145	Qualifying Group 4
3	66	Daniel ABT	DEU	Audi Sport ABT Schaeffler	1:09.774	0.154	Qualifying Group 1
4	7	Jérôme D'AMBROSIO	BEL	DRAGON	1:09.938	0.318	Qualifying Group 3
5	16	Oliver TURVEY	GBR	NIO Formula E Team	1:09.943	0.323	Qualifying Group 1
6	19	Felix ROSENQVIST	SWE	Mahindra Racing	1:09.951	0.331	Qualifying Group 4
7	9	Sébastien BUEMI	CHE	Renault e.dams	1:09.994	0.374	Qualifying Group 4
8	36	Alex LYNN	GBR	DS Virgin Racing	1:10.002	0.382	Qualifying Group 2
9	20	Mitch EVANS	NZL	Panasonic Jaguar Racing	1:10.087	0.467	Qualifying Group 1
10	2	Sam BIRD	GBR	DS Virgin Racing	1:10.087	0.467	Qualifying Group 4
11	6	José Maria LOPEZ	ARG	DRAGON	1:10.105	0.485	Qualifying Group 2
12	4	Tom DILLMANN	FRA	Venturi Formula E Team	1:10.214	0.594	Qualifying Group 3
13	5	Maro ENGEL	DEU	Venturi Formula E Team	1:10.248	0.628	Qualifying Group 2
14	23	Nick HEIDFELD	DEU	Mahindra Racing	1:10.264	0.644	Qualifying Group 2
15	3	Nelson PIQUET	BRA	Panasonic Jaguar Racing	1:10.270	0.650	Qualifying Group 1
16	27	Stéphane SARRAZIN	FRA	Andretti Formula E	1:10.315	0.695	Qualifying Group 3
17	28	Antonio Felix DA COSTA	PRT	Andretti Formula E	1:10.417	0.797	Qualifying Group 2
18	18	André LOTTERER	DEU	TECHEETAH	1:10.598	0.978	Qualifying Group 1
19	68	Luca FILIPPI	ITA	NIO Formula E Team	1:10.601	0.981	Qualifying Group 3
20	8	Nicolas PROST	FRA	Renault e.dams	1:10.618	0.998	Qualifying Group 3

Race Director:

Timekeeper

Series Partners:

Title Partner Global Partner Technical Partner Official Partners



No part of these results/data may be reproduced, stored in a retrieval system or transmitted in any form or by any means electronic, mechanical, photocopying, recording, broadcasting or otherwise without prior permission of the copyright holder except for reproduction in local/national/international daily press and regular printed publications on sale to the public within 90 days of the event to which the results/data relate and provided that the copyright symbol appears together with the name of the copyright holder.

The FÉDÉRATION INTERNATIONALE DE L'AUTOMOBILE logo, FÉDÉRATION INTERNATIONALE DE L'AUTOMOBILE, FIA logo, FIA, FIA FORMULA-E CHAMPIONSHIP, FIA FORMULA-E CHAMPIONSHIP logo and related marks are protected trademarks of the Fédération Internationale de l'Automobile (FIA), Chemin de Blandonnet 2, 1214 Vernier, Switzerland.

©2017, Fédération Internationale de l'Automobile (FIA)



Doc No.

Date:

Posted at:

ABB FIA FORMULA E CHAMPIONSHIP

Round 9 - Berlin ePrix - Super Pole

CLASSIFICATION

Official Timekeeper: TAG Heuer

POS	NO	DRIVER	NAT	TEAM	CAR	TIME	LAP	TOTAL	GAP	KPH
1	66	Daniel ABT	DEU	Audi Sport ABT Schaeffler	Audi e-tron FE04	1:09.472	2	2	-	123.2
2	16	Oliver TURVEY	GBR	NIO Formula E Team	NextEV NIO Sport 003	1:09.735	2	2	+0.263	122.7
3	25	Jean-Eric VERGNE	FRA	TECHEETAH	Renault Z.E. 17	1:09.991	2	2	+0.519	122.3
4	7	Jérôme D'AMBROSIO	BEL	DRAGON	PENSKA EV-2	1:10.054	2	2	+0.582	122.2
5	1	Lucas DI GRASSI	BRA	Audi Sport ABT Schaeffler	Audi e-tron FE04	1:10.498	2	2	+1.026	121.4

FASTEST LAP

66	D. ABT	DEU	Audi Sport ABT Schaeffler	Audi e-tron FE04	1:09.472 on Lap 2	123.2 Kph
----	--------	-----	---------------------------	------------------	-------------------	-----------

Race Director:

Timekeeper

Series Partners:

Title Partner Global Partner Technical Partner Official Partners



No part of these results/data may be reproduced, stored in a retrieval system or transmitted in any form or by any means electronic, mechanical, photocopying, recording, broadcasting or otherwise without prior permission of the copyright holder except for reproduction in local/national/international daily press and regular printed publications on sale to the public within 90 days of the event to which the results/data relate and provided that the copyright symbol appears together with the name of the copyright holder.

The FÉDÉRATION INTERNATIONALE DE L'AUTOMOBILE logo, FÉDÉRATION INTERNATIONALE DE L'AUTOMOBILE, FIA logo, FIA, FIA FORMULA-E CHAMPIONSHIP, FIA FORMULA-E CHAMPIONSHIP logo and related marks are protected trademarks of the Fédération Internationale de l'Automobile (FIA), Chemin de Blandonnet 2, 1214 Vernier, Switzerland.

©2017, Fédération Internationale de l'Automobile (FIA)



FIA FORMULA E
CHAMPIONSHIP
2017-18

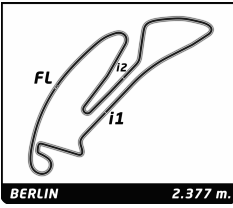


ABB FIA Formula E Championship

Round 9 - Berlin ePrix

Super Pole

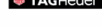
Best Sector Times

Official Timekeeper TAG Heuer

SECTOR 1			SECTOR 2		SECTOR 3		Pos	Driver	Ideal Lap	Best Lap	
Pos	Driver	Time	Driver	Time	Driver	Time					
1	66 D.ABT	25.012	66 D.ABT	21.293	16 O.TURVEY	23.147	1	66 D.ABT	1:09.472	1:09.472	(1)
2	16 O.TURVEY	25.092	1 L.DI GRASSI	21.423	66 D.ABT	23.167	2	16 O.TURVEY	1:09.735	1:09.735	(2)
3	1 L.DI GRASSI	25.143	25 J.VERGNE	21.493	7 J.D'AMBROSIO	23.209	3	25 J.VERGNE	1:09.991	1:09.991	(3)
4	25 J.VERGNE	25.235	16 O.TURVEY	21.496	25 J.VERGNE	23.263	4	7 J.D'AMBROSIO	1:10.054	1:10.054	(4)
5	7 J.D'AMBROSIO	25.287	7 J.D'AMBROSIO	21.558	1 L.DI GRASSI	23.932	5	1 L.DI GRASSI	1:10.498	1:10.498	(5)



Julius Bär



Qualcomm



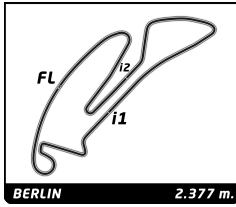


ABB FIA Formula E Championship

Round 9 - Berlin ePrix

Super Pole

Fastest Lap Sequence

Official Timekeeper TAGHeuer

Practice Time	Driver	Team	Car	Time	Kph	Lap
2:43.042	16 Oliver TURVEY	NIO Formula E Team	NextEV NIO Sport 003	1:09.735	122.7	2
7:26.121	66 Daniel ABT	Audi Sport ABT Schaeffler	Audi e-tron FE04	1:09.472	123.2	2



FIA FORMULA E
CHAMPIONSHIP
2017-18

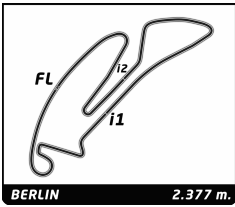


ABB FIA Formula E Championship

Round 9 - Berlin ePrix

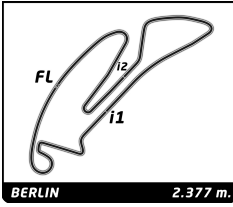
Super Pole

Analysis

Official Timekeeper TAG Heuer

■ 200KW ■ Personal Best ■ Session Best B Crossing the finish line in pit lane

Lap	Time	Sector 1	Sector 2	Sector 3	Kph	Elapsed	Lap	Time	Sector 1	Sector 2	Sector 3	Kph	Elapsed
1 Lucas DI GRASSI BRA													
Audi Sport ABT Schaeffler Audi e-tron FE04													
1	B	11:08.962	...	32.161	26.084	12.8	11:08.962						
2	B	1:10.498	25.143	21.423	23.932	121.4	12:19.460						
7 Jérôme D'AMBROSIO BEL													
DRAGON PENSKE EV-2													
1	B	3:56.109	3:02.200	27.001	26.908	36.2	3:56.109						
2	B	1:10.054	25.287	21.558	23.209	122.2	5:06.163						
16 Oliver TURVEY GBR													
NIO Formula E Team NextEV NIO Sport 003													
1	A	1:33.307	38.358	28.405	26.544	91.7	1:33.307						
2	A	1:09.735	25.092	21.496	23.147	122.7	2:43.042						
25 Jean-Eric VERGNE FRA													
TECHEETAH Renault Z.E. 17													
1	B	8:37.220	7:43.218	28.466	25.536	16.5	8:37.220						
2	B	1:09.991	25.235	21.493	23.263	122.3	9:47.211						
66 Daniel ABT DEU													
Audi Sport ABT Schaeffler Audi e-tron FE04													
1	B	6:16.649	5:19.493	30.962	26.194	22.7	6:16.649						
2	B	1:09.472	25.012	21.293	23.167	123.2	7:26.121						



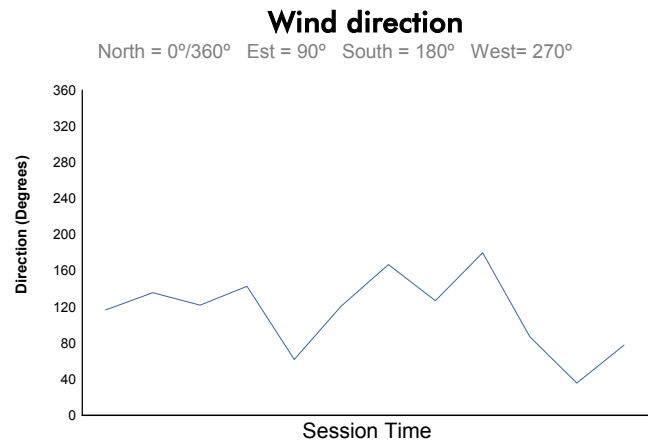
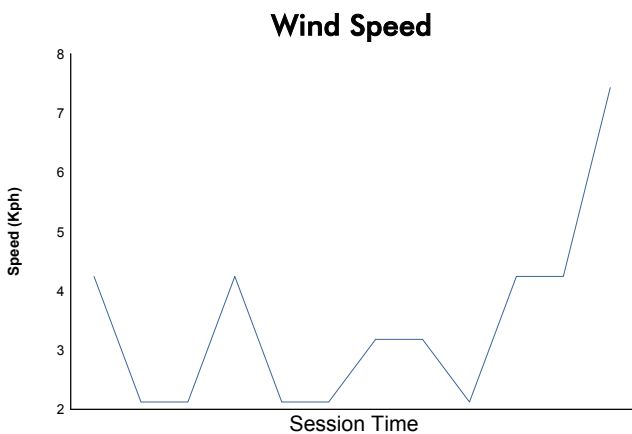
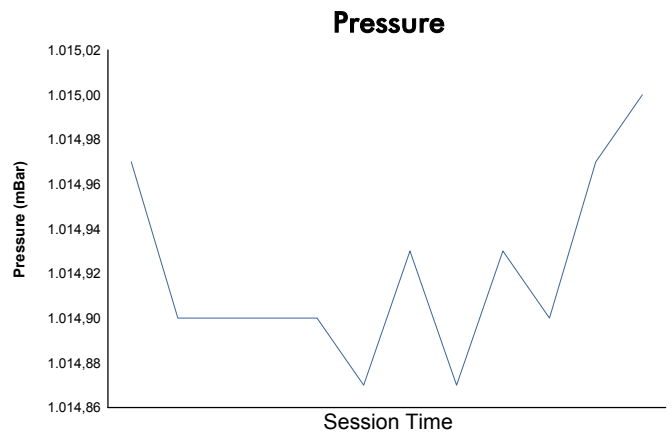
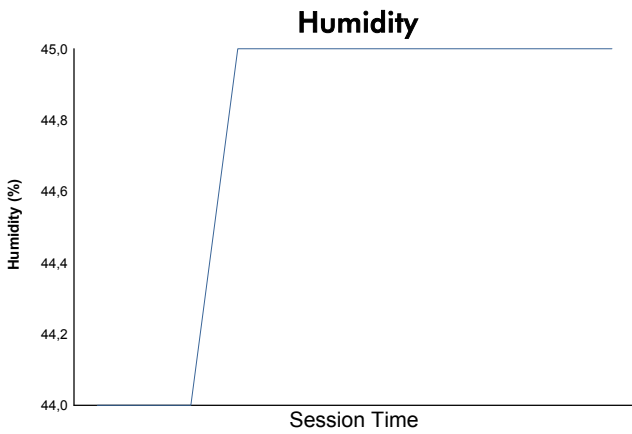
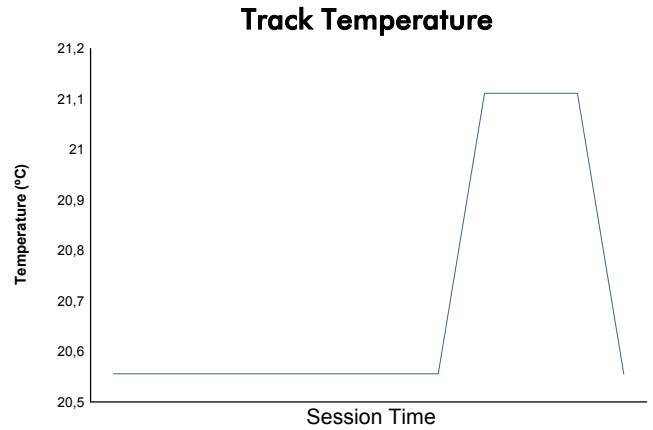
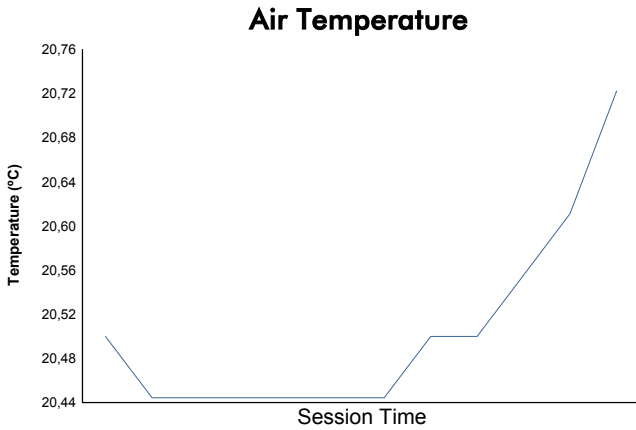
Round 9 - Berlin ePrix

ABB FIA Formula E Championship

Super Pole

Weather Report

Official Timekeeper 



Track Status: **DRY**



Doc No.

Date:

Posted at:

ABB FIA FORMULA E CHAMPIONSHIP

Round 9 - Berlin ePrix - Qualifying

FINAL CLASSIFICATION

Official Timekeeper: TAG Heuer

POS	NO	DRIVER	NAT	TEAM	GROUPS	SUPER POLE	TIME	GAP	
1	66	Daniel ABT	DEU	Audi Sport ABT Schaeffler	1:09.774	1:09.472	1:09.472		
2	16	Oliver TURVEY	GBR	NIO Formula E Team	1:09.943	1:09.735	1:09.735	0.263	0.263
3	25	Jean-Eric VERGNE	FRA	TECHEETAH	1:09.765	1:09.991	1:09.991	0.519	0.256
4	7	Jérôme D'AMBROSIO	BEL	DRAGON	1:09.938	1:10.054	1:10.054	0.582	0.063
5	1	Lucas DI GRASSI	BRA	Audi Sport ABT Schaeffler	1:09.620	1:10.498	1:10.498	1.026	0.444
<hr/>									
6	19	Felix ROSENQVIST	SWE	Mahindra Racing	1:09.951		1:09.951		
7	9	Sébastien BUEMI	CHE	Renault e.dams	1:09.994		1:09.994	0.043	0.043
8	36	Alex LYNN	GBR	DS Virgin Racing	1:10.002		1:10.002	0.051	0.008
9	20	Mitch EVANS	NZL	Panasonic Jaguar Racing	1:10.087		1:10.087	0.136	0.085
10	2	Sam BIRD	GBR	DS Virgin Racing	1:10.087		1:10.087	0.136	0.000
11	6	José Maria LOPEZ	ARG	DRAGON	1:10.105		1:10.105	0.154	0.018
12	4	Tom DILLMANN	FRA	Venturi Formula E Team	1:10.214		1:10.214	0.263	0.109
13	5	Maro ENGEL	DEU	Venturi Formula E Team	1:10.248		1:10.248	0.297	0.034
14	23	Nick HEIDFELD	DEU	Mahindra Racing	1:10.264		1:10.264	0.313	0.016
15	3	Nelson PIQUET	BRA	Panasonic Jaguar Racing	1:10.270		1:10.270	0.319	0.006
16	27	Stéphane SARRAZIN	FRA	Andretti Formula E	1:10.315		1:10.315	0.364	0.045
17	28	Antonio Felix DA COSTA	PRT	Andretti Formula E	1:10.417		1:10.417	0.466	0.102
18	18	André LOTTERER	DEU	TECHEETAH	1:10.598		1:10.598	0.647	0.181
19	68	Luca FILIPPI	ITA	NIO Formula E Team	1:10.601		1:10.601	0.650	0.003
20	8	Nicolas PROST	FRA	Renault e.dams	1:10.618		1:10.618	0.667	0.017

Stewards:

Timekeeper

Series Partners:

Title Partner Global Partner Technical Partner Official Partners



Julius Bär



Qualcomm



No part of these results/data may be reproduced, stored in a retrieval system or transmitted in any form or by any means electronic, mechanical, photocopying, recording, broadcasting or otherwise without prior permission of the copyright holder except for reproduction in local/national/international daily press and regular printed publications on sale to the public within 90 days of the event to which the results/data relate and provided that the copyright symbol appears together with the name of the copyright holder.

The FÉDÉRATION INTERNATIONALE DE L'AUTOMOBILE logo, FÉDÉRATION INTERNATIONALE DE L'AUTOMOBILE, FIA logo, FIA, FIA FORMULA-E CHAMPIONSHIP, FIA FORMULA-E CHAMPIONSHIP logo and related marks are protected trademarks of the Fédération Internationale de l'Automobile (FIA), Chemin de Blandonnet 2, 1214 Vernier, Switzerland.

©2017, Fédération Internationale de l'Automobile (FIA)

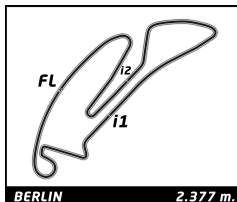


ABB FIA Formula E Championship

Round 9 - Berlin ePrix

Race (45 laps, 107,0 km.)

Starting Grid

Official Timekeeper 

1:10.598 André LOTTERER <small>TECHEETAH</small> 18	- 10 -	8 Renault e.dams	1:10.618 Nicolas PROST
1:10.601 Luca FILIPPI <small>NIO Formula E Team</small> 68	- 9 -	28 Andretti Formula E	1:10.417 Antonio Felix DA COSTA
1:10.315 Stéphane SARRAZIN <small>Andretti Formula E</small> 27	- 8 -	3 Panasonic Jaguar Racing	1:10.270 Nelson PIQUET
1:10.264 Nick HEIDFELD <small>Mahindra Racing</small> 23	- 7 -	5 Venturi Formula E Team	1:10.248 Maro ENGEL
1:10.214 Tom DILLMANN <small>Venturi Formula E Team</small> 4	- 6 -	6 DRAGON	1:10.105 José Maria LOPEZ
1:10.087 Sam BIRD <small>DS Virgin Racing</small> 2	- 5 -	20 Panasonic Jaguar Racing	1:10.087 Mitch EVANS
1:10.002 Alex LYNN <small>DS Virgin Racing</small> 36	- 4 -	9 Renault e.dams	1:09.994 Sébastien BUEMI
1:09.951 Felix ROSENQVIST <small>Mahindra Racing</small> 19	- 3 -	1 Audi Sport ABT Schaeffler	1:10.498 Lucas DI GRASSI
1:10.054 Jérôme D'AMBROSIO <small>DRAGON</small> 7	- 2 -	25 TECHEETAH	1:09.991 Jean-Eric VERGNE
1:09.735 Oliver TURVEY <small>NIO Formula E Team</small> 16	- 1 -	66 Audi Sport ABT Schaeffler	1:09.472 Daniel ABT



Pole

Car 18 - Drop of 10 grid positions - Causing a collision - Stewards' Document No. 51 (R08 Paris ePrix)

Stewards:

Timekeeper:

Doc No.

Date:

Posted at:

ABB FIA FORMULA E CHAMPIONSHIP

Round 9 - Berlin ePrix - Race (45 laps, 107,0 km.)

FINAL CLASSIFICATION

Official Timekeeper: 

POS	PTS	NO	DRIVER	NAT	TEAM	VEHICLE	LAPS	TIME	GAP	KPH	Best	Lap
1	(29)	66	D. ABT	DEU	Audi Sport ABT Schaeffler	Audi e-tron FE04	45	55:35.546	-	115.4	1:12.409	26
2	(18)	1	L. DI GRASSI	BRA	Audi Sport ABT Schaeffler	Audi e-tron FE04	45	55:42.304	+6.758	115.2	1:12.675	26
3	(15)	25	J. VERGNE	FRA	TECHEETAH	Renault Z.E. 17	45	55:48.440	+12.894	115.0	1:12.488	45
4	(12)	9	S. BUEMI	CHE	Renault e.dams	Renault Z.E. 17	45	55:52.828	+17.282	114.9	1:13.080	30
5	(10)	16	O. TURVEY	GBR	NIO Formula E Team	NextEV NIO Sport 003	45	55:55.166	+19.620	114.8	1:13.171	19
6	(8)	20	M. EVANS	NZL	Panasonic Jaguar Racing	Jaguar I-Type II	45	56:00.132	+24.586	114.6	1:13.057	27
7	(6)	2	S. BIRD	GBR	DS Virgin Racing	DS Virgin DSV-03	45	56:10.156	+34.610	114.3	1:12.999	45
8	(4)	5	M. ENGEL	DEU	Venturi Formula E Team	Venturi VM200-FE-03	45	56:13.360	+37.814	114.2	1:13.518	37
9	(2)	18	A. LOTTERER	DEU	TECHEETAH	Renault Z.E. 17	45	56:19.905	+44.359	113.9	1:12.818	42
10	(1)	23	N. HEIDFELD	DEU	Mahindra Racing	Mahindra M4Electro	45	56:21.477	+45.931	113.9	1:13.440	10
11		19	F. ROSENQVIST	SWE	Mahindra Racing	Mahindra M4Electro	45	56:21.927	+46.381	113.9	1:13.655	36
12		3	N. PIQUET	BRA	Panasonic Jaguar Racing	Jaguar I-Type II	45	56:24.633	+49.087	113.8	1:13.120	38
13		4	T. DILLMANN	FRA	Venturi Formula E Team	Venturi VM200-FE-03	45	56:25.696	+50.150	113.7	1:13.530	35
14		8	N. PROST	FRA	Renault e.dams	Renault Z.E. 17	45	56:25.927	+50.381	113.7	1:13.298	26
15		28	A. DA COSTA	PRT	Andretti Formula E	Andretti ATEC-03	45	56:28.261	+52.715	113.6	1:13.706	30
16		36	A. LYNN	GBR	DS Virgin Racing	DS Virgin DSV-03	45	56:28.546	+53.000	113.6	1:13.707	30
17		68	L. FILIPPI	ITA	NIO Formula E Team	NextEV NIO Sport 003	45	56:28.848	+53.302	113.6	1:13.505	15
18		6	J. LOPEZ	ARG	DRAGON	PENSKE EV-2	45	56:29.157	+53.611	113.6	1:13.408	20
19		7	J. D'AMBROSIO	BEL	DRAGON	PENSKE EV-2	45	56:29.835	+54.289	113.6	1:13.723	6
20		27	S. SARRAZIN	FRA	Andretti Formula E	Andretti ATEC-03	45	56:42.500	+1:06.954	113.2	1:13.669	26

POLE POSITION

66	D. ABT	DEU	Audi Sport ABT Schaeffler	Audi e-tron FE04	1:09.472	123.2 Kph
----	---------------	-----	---------------------------	------------------	----------	-----------

FASTEST LAP

66	D. ABT	DEU	Audi Sport ABT Schaeffler	Audi e-tron FE04	1:12.409 on Lap 26	118.2 Kph
----	---------------	-----	---------------------------	------------------	--------------------	-----------

FASTEST LAP IN TOP 10

66	D. ABT	DEU	Audi Sport ABT Schaeffler	Audi e-tron FE04	1:12.409 on Lap 26	118.2 Kph
----	---------------	-----	---------------------------	------------------	--------------------	-----------

Stewards

Timekeeper

Series Partners:



No part of these results/data may be reproduced, stored in a retrieval system or transmitted in any form or by any means electronic, mechanical, photocopying, recording, broadcasting or otherwise without prior permission of the copyright holder except for reproduction in local/national/international daily press and regular printed publications on sale to the public within 90 days of the event to which the results/data relate and provided that the copyright symbol appears together with the name of the copyright holder.

The FÉDÉRATION INTERNATIONALE DE L'AUTOMOBILE logo, FÉDÉRATION INTERNATIONALE DE L'AUTOMOBILE, FIA logo, FIA, FIA FORMULA-E CHAMPIONSHIP, FIA FORMULA-E CHAMPIONSHIP logo and related marks are protected trademarks of the Fédération Internationale de l'Automobile (FIA), Chemin de Blandonnet 2, 1214 Vernier, Switzerland.

©2017, Fédération Internationale de l'Automobile (FIA)

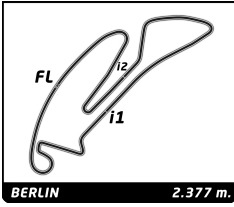


ABB FIA Formula E Championship

Round 9 - Berlin ePrix

Race

Lap Chart

Official Timekeeper 

Nr	Pos	Grid	LAP																																
			1	2	3	4	5	6	7	8	9	10	11	12	13	14	15	16	17	18	19	20	21	22	23	24	25	26	27	28	29	30	31	32	
66	1	66	66	66	66	66	66	66	66	66	66	66	66	66	66	66	66	66	66	66	66	66	66	66	66	66	66	66	66	66	66	66	66	66	66
16	2	16	16	16	16	16	16	16	16	16	16	16	16	16	16	16	16	16	16	16	16	16	16	16	16	16	16	16	16	16	16	16	16	16	16
25	3	25	7	25	25	25	25	25	25	25	25	25	1	16	16	16	16	16	16	16	16	16	16	16	25	16	16	16	16	16	16	16	16	16	16
7	4	7	25	7	1	1	1	1	1	1	1	1	9	9	9	9	9	9	9	9	9	9	25	25	9	9	9	9	9	9	9	9	9	9	
1	5	1	1	1	7	9	9	9	9	9	9	9	25	25	25	25	25	25	25	25	25	25	9	9	20	25	25	25	25	25	25	25	25	25	25
19	6	19	9	9	9	7	7	7	7	7	7	7	7	7	7	20	20	20	20	20	20	20	20	2	20	7	20	20	20	20	20	20	20	20	
9	7	9	2	2	2	2	2	2	20	20	20	20	20	20	20	20	20	7	7	7	7	7	7	5	7	20	7	7	7	7	2	2	2	2	
36	8	36	20	20	20	20	20	2	2	2	2	2	2	2	2	2	2	2	2	2	2	2	4	2	2	2	2	2	2	2	7	7	7	7	
20	9	20	36	5	5	5	5	5	5	5	5	5	5	5	5	5	5	5	5	5	5	5	6	6	6	6	6	6	6	6	6	6	6	6	
2	10	2	5	36	36	36	36	36	4	4	23	23	23	23	23	23	23	23	23	23	23	6	5	5	23	3	5	23	23	23	23	23	23	23	
6	11	6	4	4	4	4	4	4	23	23	4	4	4	4	4	4	4	6	6	23	23	23	5	16	23	19	19	19	5	5	5	5	5	5	
4	12	4	6	6	6	6	6	6	36	6	6	6	6	6	6	6	6	4	4	4	4	4	4	8	19	5	5	5	19	19	19	19	19	19	
5	13	5	3	3	3	3	23	23	6	3	3	3	3	3	3	3	3	19	19	19	19	19	28	4	4	4	4	4	4	4	4	4	4	4	
23	14	23	23	23	23	23	3	3	3	19	19	19	19	19	19	19	3	3	3	3	3	3	3	18	68	3	3	3	3	3	3	3	3	3	
3	15	3	19	19	19	19	19	19	36	27	28	28	28	28	28	28	28	28	28	28	28	18	18	3	36	68	68	68	68	68	28	28	28	28	28
27	16	27	28	27	27	27	27	27	27	27	28	27	27	27	27	27	18	18	18	18	18	18	8	8	7	28	28	28	28	28	68	36	36	36	36
28	17	28	27	28	28	28	28	28	28	28	36	18	18	18	18	18	27	27	8	8	8	8	28	28	6	36	36	36	36	36	36	36	36	36	36
68	18	68	68	68	18	18	18	18	18	18	18	36	36	8	8	8	8	8	27	27	27	27	68	68	23	18	18	18	18	18	18	18	18	18	18
8	19	8	18	18	68	8	8	8	8	8	8	8	8	8	8	8	36	36	36	36	36	36	68	27	19	8	8	8	8	8	8	8	8	8	
18	20	18	8	8	8	68	68	68	68	68	68	68	68	68	68	68	68	68	68	68	68	68	36	36	36	27	27	27	27	27	27	27	27	27	27

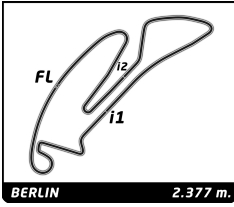


ABB FIA Formula E Championship

Round 9 - Berlin ePrix

Race

Lap Chart

Official Timekeeper 

		LAP													
Nr	Pos	33	34	35	36	37	38	39	40	41	42	43	44	45	
66	1	66	66	66	66	66	66	66	66	66	66	66	66	66	
16	2	1	1	1	1	1	1	1	1	1	1	1	1	1	
25	3	9	25	25	25	25	25	25	25	25	25	25	25	25	
7	4	25	9	9	9	9	9	9	9	9	9	9	9	9	
1	5	16	16	16	16	16	16	16	16	16	16	16	16	16	
19	6	20	20	20	20	20	20	20	20	20	20	20	20	20	
9	7	2	2	2	2	2	2	2	2	2	2	2	2	2	
36	8	5	5	5	5	5	5	5	5	5	5	5	5	5	
20	9	7	6	6	6	6	6	6	6	6	6	6	23	18	
2	10	6	23	4	4	4	4	4	4	4	3	3	18	23	
6	11	23	7	7	23	23	23	23	23	23	4	23	19	19	
4	12	19	4	23	19	19	19	19	3	3	23	19	4	3	
5	13	4	19	19	7	3	3	3	19	19	19	18	3	4	
23	14	3	3	3	3	7	7	7	7	7	18	4	6	8	
3	15	28	28	36	36	18	18	18	18	18	7	7	8	28	
27	16	36	36	18	18	36	36	36	36	36	8	8	36	36	
28	17	18	18	28	28	28	28	28	8	8	8	36	36	68	
68	18	8	8	8	8	8	8	28	28	28	28	28	68	6	
8	19	68	68	68	68	68	68	68	68	68	68	68	7	7	
18	20	27	27	27	27	27	27	27	27	27	27	27	27	27	



FIA FORMULA E
CHAMPIONSHIP
2017-18

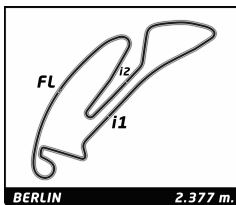


ABB FIA Formula E Championship

Round 9 - Berlin ePrix

Race

Best Sector Times

Official Timekeeper TAG Heuer

SECTOR 1			SECTOR 2		SECTOR 3		Pos	Driver	Ideal Lap	Best Lap	
Pos	Driver	Time	Driver	Time	Driver	Time					
1	25 J.VERGNE	25.906	19 F.ROSENQVIST	22.252	66 D.ABT	23.986	1	1 L.DI GRASSI	1:12.367	1:12.675	(3)
2	18 A.LOTTERER	25.909	1 L.DI GRASSI	22.271	2 S.BIRD	23.995	2	66 D.ABT	1:12.387	1:12.409	(1)
3	8 N.PROST	25.963	6 J.LOPEZ	22.340	1 L.DI GRASSI	23.997	3	19 F.ROSENQVIST	1:12.409	1:13.655	(16)
4	66 D.ABT	26.007	66 D.ABT	22.394	8 N.PROST	24.015	4	25 J.VERGNE	1:12.488	1:12.488	(2)
5	19 F.ROSENQVIST	26.009	18 A.LOTTERER	22.474	9 S.BUEMI	24.067	5	18 A.LOTTERER	1:12.489	1:12.818	(4)
6	20 M.EVANS	26.011	25 J.VERGNE	22.479	25 J.VERGNE	24.103	6	8 N.PROST	1:12.611	1:13.298	(10)
7	9 S.BUEMI	26.025	28 A.DA COSTA	22.535	18 A.LOTTERER	24.106	7	9 S.BUEMI	1:12.675	1:13.080	(7)
8	4 T.DILLMANN	26.039	3 N.PIQUET	22.550	16 O.TURVEY	24.131	8	2 S.BIRD	1:12.853	1:12.999	(5)
9	5 M.ENGEL	26.070	9 S.BUEMI	22.583	19 F.ROSENQVIST	24.148	9	6 J.LOPEZ	1:12.871	1:13.408	(11)
10	6 J.LOPEZ	26.079	20 M.EVANS	22.591	4 T.DILLMANN	24.241	10	4 T.DILLMANN	1:12.929	1:13.530	(15)
11	1 L.DI GRASSI	26.099	68 L.FILIPPI	22.621	5 M.ENGEL	24.268	11	20 M.EVANS	1:12.953	1:13.057	(6)
12	23 N.HEIDFELD	26.110	8 N.PROST	22.633	7 J.D'AMBROSIO	24.284	12	16 O.TURVEY	1:12.985	1:13.171	(9)
13	2 S.BIRD	26.137	16 O.TURVEY	22.634	36 A.LYNN	24.286	13	5 M.ENGEL	1:13.036	1:13.518	(14)
14	7 J.D'AMBROSIO	26.167	4 T.DILLMANN	22.649	27 S.SARRAZIN	24.287	14	23 N.HEIDFELD	1:13.050	1:13.440	(12)
15	16 O.TURVEY	26.220	23 N.HEIDFELD	22.651	23 N.HEIDFELD	24.289	15	3 N.PIQUET	1:13.120	1:13.120	(8)
16	36 A.LYNN	26.249	5 M.ENGEL	22.698	3 N.PIQUET	24.289	16	28 A.DA COSTA	1:13.251	1:13.706	(18)
17	28 A.DA COSTA	26.279	2 S.BIRD	22.721	68 L.FILIPPI	24.316	17	7 J.D'AMBROSIO	1:13.273	1:13.723	(20)
18	3 N.PIQUET	26.281	27 S.SARRAZIN	22.732	20 M.EVANS	24.351	18	68 L.FILIPPI	1:13.296	1:13.505	(13)
19	68 L.FILIPPI	26.359	7 J.D'AMBROSIO	22.822	28 A.DA COSTA	24.437	19	36 A.LYNN	1:13.363	1:13.707	(19)
20	27 S.SARRAZIN	26.404	36 A.LYNN	22.828	6 J.LOPEZ	24.452	20	27 S.SARRAZIN	1:13.423	1:13.669	(17)

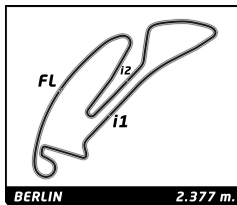


ABB FIA Formula E Championship

Round 9 - Berlin ePrix

Race

Fastest Lap Sequence

Official Timekeeper TAG Heuer

Practice Time	Driver	Team	Car	Time	Kph	Lap
2:30.514	66 Daniel ABT	Audi Sport ABT Schaeffler	Audi e-tron FE04	1:13.311	116.7	2
3:43.749	66 Daniel ABT	Audi Sport ABT Schaeffler	Audi e-tron FE04	1:13.235	116.8	3
3:46.419	25 Jean-Eric VERGNE	TECHEETAH	Renault Z.E. 17	1:13.167	117.0	3
3:47.270	1 Lucas DI GRASSI	Audi Sport ABT Schaeffler	Audi e-tron FE04	1:13.010	117.2	3
25:46.252	66 Daniel ABT	Audi Sport ABT Schaeffler	Audi e-tron FE04	1:12.993	117.2	21
26:12.057	18 André LOTTERER	TECHEETAH	Renault Z.E. 17	1:12.967	117.3	21
27:24.876	18 André LOTTERER	TECHEETAH	Renault Z.E. 17	1:12.819	117.5	22
31:08.946	66 Daniel ABT	Audi Sport ABT Schaeffler	Audi e-tron FE04	1:12.496	118.0	25
32:21.355	66 Daniel ABT	Audi Sport ABT Schaeffler	Audi e-tron FE04	1:12.409	118.2	26

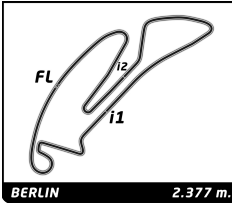


ABB FIA Formula E Championship

Round 9 - Berlin ePrix

Race

Analysis by lap

Official Timekeeper TAG Heuer

Lapped

Nr	Lap Time	Gap	Nr	Lap Time	Gap	Nr	Lap Time	Gap	Nr	Lap Time	Gap	Nr	Lap Time	Gap
6	1:14.249	25.224	Lap 29			5	1:13.818	31.296	66	1:13.407		7	1:15.731	39.142
23	1:14.295	26.154	66	1:13.193		19	1:14.244	33.838	1	1:13.321	3.908	3	1:13.820	39.942
19	1:14.645	27.646	1	1:13.845	2.579	4	1:13.563	35.068	25	1:13.840	15.457	36	1:13.991	44.583
5	1:14.061	28.020	16	1:13.742	11.622	3	1:13.904	37.751	9	1:14.742	15.987	18	1:13.801	45.301
4	1:14.105	31.666	9	1:13.212	14.392	28	1:13.917	41.019	16	1:14.855	16.531	28	1:14.172	46.505
3	1:13.895	33.374	25	1:13.468	15.220	36	1:14.000	41.830	20	1:13.444	20.531	8	1:14.090	47.035
68	1:14.630	35.733	20	1:13.489	20.078	18	1:14.316	43.225	2	1:13.878	30.794	68	1:13.934	47.316
28	1:13.920	36.290	2	1:14.326	26.896	8	1:14.192	44.256	5	1:13.984	33.289	27	1:14.279	51.152
36	1:13.852	37.021	7	1:15.404	27.208	68	1:14.967	44.538	6	1:14.402	34.626			
18	1:13.883	37.525	6	1:13.826	28.641	27	1:14.091	46.704	23	1:14.497	35.279	Lap 37		
8	1:13.298	39.406	23	1:13.925	29.118	Lap 32			7	1:16.018	35.561	66	1:13.573	
27	1:13.669	41.345	5	1:13.714	30.220	66	1:13.452		4	1:13.792	35.924	1	1:13.690	4.830
Lap 27			19	1:14.048	31.584	1	1:13.611	3.549	19	1:15.190	36.713	25	1:13.242	15.204
66	1:12.674		4	1:13.620	34.239	16	1:14.024	13.503	3	1:13.880	39.230	9	1:13.442	16.207
1	1:12.885	1.408	3	1:13.940	36.291	9	1:13.359	14.277	28	1:14.171	43.428	16	1:13.703	17.514
16	1:14.488	10.224	28	1:14.085	39.718	25	1:13.277	15.039	36	1:13.989	43.783	20	1:13.807	21.202
9	1:13.335	14.226	36	1:13.895	40.445	20	1:13.397	20.409	18	1:13.950	44.440	2	1:13.557	32.403
25	1:13.196	14.741	68	1:14.833	41.023	2	1:14.425	29.490	8	1:14.060	45.177	5	1:13.518	34.193
20	1:13.057	19.525	18	1:14.451	41.538	7	1:15.633	31.843	68	1:13.766	45.976	6	1:13.669	36.097
7	1:14.471	23.571	8	1:14.689	42.388	6	1:15.496	32.230	27	1:14.242	49.370	4	1:14.129	37.104
2	1:13.995	24.822	27	1:14.316	44.692	23	1:15.020	32.376	Lap 35			23	1:13.935	37.681
6	1:14.180	26.730	Lap 30			5	1:14.658	32.502	66	1:13.320		19	1:13.982	38.408
23	1:14.009	27.489	66	1:13.289		19	1:13.908	34.294	1	1:13.964	4.552	3	1:13.926	40.295
5	1:13.707	29.053	1	1:13.703	2.993	4	1:13.555	35.171	25	1:13.437	15.574	7	1:15.375	40.944
19	1:14.774	29.746	16	1:13.824	12.157	3	1:13.858	38.157	9	1:13.737	16.404	18	1:13.867	45.595
4	1:13.544	32.536	9	1:13.080	14.183	28	1:14.536	42.103	16	1:14.121	17.332	36	1:15.116	46.126
3	1:14.115	34.815	25	1:13.181	15.112	36	1:14.099	42.477	20	1:13.919	21.130	28	1:13.887	46.819
68	1:14.432	37.491	20	1:13.381	20.170	18	1:13.679	43.452	2	1:14.436	31.910	8	1:13.825	47.287
28	1:14.206	37.822	2	1:13.770	27.377	8	1:13.553	44.357	5	1:14.014	33.983	68	1:14.151	47.894
36	1:14.077	38.424	7	1:14.434	28.353	68	1:14.198	45.284	6	1:14.092	35.398	27	1:14.584	52.163
18	1:14.057	38.908	6	1:13.970	29.322	27	1:14.527	47.779	4	1:13.530	36.134	Lap 38		
8	1:13.419	40.151	23	1:13.941	29.770	Lap 33			7	1:14.779	37.020	66	1:13.598	
27	1:13.921	42.592	5	1:13.580	30.511	66	1:13.404		23	1:15.488	37.447	1	1:13.903	5.135
Lap 28			19	1:14.332	32.627	1	1:13.849	3.994	19	1:14.560	37.953	25	1:13.712	15.318
66	1:13.031		4	1:13.588	34.538	9	1:13.779	14.652	3	1:13.821	39.731	9	1:13.410	16.019
1	1:13.550	1.927	3	1:13.878	36.880	25	1:13.389	15.024	36	1:13.738	44.201	16	1:13.853	17.769
16	1:13.880	11.073	28	1:13.706	40.135	16	1:14.984	15.083	18	1:13.989	45.109	20	1:13.338	20.942
9	1:13.178	14.373	36	1:13.707	40.863	20	1:13.489	20.494	28	1:15.834	45.942	2	1:13.858	32.663
25	1:13.235	14.945	18	1:13.693	41.942	2	1:14.237	30.323	8	1:14.697	46.554	5	1:13.873	34.468
20	1:13.288	19.782	68	1:14.870	42.604	5	1:13.614	32.712	68	1:14.335	46.991	6	1:14.320	36.819
7	1:14.457	24.997	8	1:13.998	43.097	7	1:14.511	32.950	4	1:13.530	36.134	4	1:14.025	37.531
2	1:13.972	25.763	27	1:14.243	45.646	6	1:14.805	33.631	7	1:14.779	37.020	23	1:13.894	37.977
6	1:14.309	28.008	Lap 31			23	1:15.217	34.189	23	1:15.488	37.447	19	1:14.335	39.145
23	1:13.928	28.386	66	1:13.033		19	1:14.040	34.930	19	1:14.560	37.953	3	1:13.120	39.817
5	1:13.677	29.699	1	1:13.430	3.390	4	1:13.772	35.539	3	1:13.821	39.731	7	1:14.760	42.106
19	1:14.014	30.729	16	1:13.807	12.931	3	1:14.004	38.757	25	1:13.570	15.535	18	1:13.753	45.750
4	1:14.307	33.812	25	1:13.135	15.214	28	1:13.965	42.664	9	1:13.543	16.338	36	1:14.040	46.568
3	1:13.760	35.544	9	1:13.220	14.370	36	1:14.128	43.201	16	1:13.661	17.384	28	1:14.016	47.237
28	1:14.035	38.826	20	1:13.327	20.464	18	1:13.849	43.897	20	1:13.447	20.968	8	1:13.919	47.608
68	1:14.923	39.383	2	1:14.173	28.517	8	1:13.571	44.524	2	1:14.118	32.419	68	1:14.085	48.381
36	1:14.350	39.743	7	1:14.342	29.662	68	1:13.737	45.617	5	1:13.874	34.248	27	1:14.844	53.409
18	1:14.403	40.280	6	1:13.897	30.186	27	1:14.160	48.535	6	1:14.212	36.001	Lap 39		
8	1:13.772	40.892	23	1:14.071	30.808	Lap 34			4	1:14.023	36.548	66	1:13.804	
27	1:14.008	43.569				4	1:14.160	48.535	23	1:13.481	37.319	1	1:13.958	5.289
						19	1:13.655	37.999	19	1:13.655	37.999			

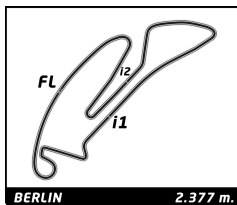


ABB FIA Formula E Championship

Round 9 - Berlin ePrix

Race

Analysis by lap

Official Timekeeper 

 Lapped

Nr	Lap Time	Gap	Nr	Lap Time	Gap	Nr	Lap Time	Gap	Nr	Lap Time	Gap	Nr	Lap Time	Gap
25	1:13.356	14.870	18	1:13.583	45.337	16	1:13.776	19.266						
9	1:13.503	15.718	36	1:13.776	47.160	20	1:14.182	23.641						
16	1:13.469	17.434	8	1:13.636	47.637	2	1:14.146	35.618						
20	1:13.679	20.817	28	1:13.848	48.941	5	1:14.192	37.893						
2	1:13.562	32.421	68	1:13.824	49.633	23	1:14.537	44.379						
5	1:13.806	34.470	27	1:15.038	57.273	18	1:13.785	45.164						
6	1:14.086	37.101				19	1:15.839	46.298						
4	1:14.187	37.914	Lap 42			4	1:15.153	46.951						
23	1:14.201	38.374	66	1:13.157		3	1:18.022	47.307						
19	1:13.927	39.268	1	1:13.743	6.349	6	1:21.292	50.336						
3	1:13.751	39.764	25	1:13.348	14.631	8	1:15.321	50.835						
7	1:14.748	43.050	9	1:13.334	16.361	36	1:15.215	51.328						
18	1:13.751	45.697	16	1:13.699	18.269	28	1:14.880	51.724						
36	1:14.039	46.803	20	1:13.994	21.977	68	1:15.265	52.665						
8	1:13.690	47.494	2	1:13.999	33.868	7	1:18.118	53.137						
28	1:14.807	48.240	5	1:13.928	36.190	27	1:15.979	1:04.372						
68	1:14.316	48.893	6	1:15.608	40.491	Lap 45								
27	1:14.923	54.528	3	1:14.554	41.207	66	1:14.007							
Lap 40			4	1:16.198	41.551	1	1:14.012	6.758						
66	1:13.758		23	1:15.604	41.725	25	1:12.488	12.894						
1	1:13.810	5.341	19	1:14.370	42.243	9	1:14.230	17.282						
25	1:13.549	14.661	18	1:12.818	44.998	16	1:14.361	19.620						
9	1:13.897	15.857	7	1:15.081	46.831	20	1:14.952	24.586						
16	1:13.636	17.312	8	1:13.724	48.204	2	1:12.999	34.610						
20	1:13.618	20.677	36	1:14.675	48.678	5	1:13.928	37.814						
2	1:13.823	32.486	28	1:13.792	49.576	18	1:13.202	44.359						
5	1:14.019	34.731	68	1:13.523	49.999	23	1:15.559	45.931						
6	1:13.995	37.338	27	1:15.134	59.250	19	1:14.090	46.381						
4	1:14.102	38.258	Lap 43			3	1:15.787	49.087						
23	1:13.943	38.559	66	1:13.424		4	1:17.206	50.150						
3	1:13.778	39.784	1	1:13.279	6.204	8	1:13.553	50.381						
19	1:14.607	40.117	25	1:12.896	14.103	28	1:14.998	52.715						
7	1:14.392	43.684	9	1:13.706	16.643	36	1:15.679	53.000						
18	1:13.228	45.167	16	1:13.690	18.535	68	1:14.644	53.302						
36	1:13.752	46.797	20	1:13.951	22.504	6	1:17.282	53.611						
8	1:13.678	47.414	2	1:14.073	34.517	7	1:15.159	54.289						
28	1:14.024	48.506	5	1:13.980	36.746	27	1:16.589	1:06.954						
68	1:14.087	49.222	6	1:15.022	42.089									
27	1:14.878	55.648	3	1:14.547	42.330									
Lap 41			23	1:14.586	42.887									
66	1:13.413		19	1:14.685	43.504									
1	1:13.835	5.763	18	1:12.850	44.424									
25	1:13.192	14.440	4	1:16.716	44.843									
9	1:13.740	16.184	7	1:14.657	48.064									
16	1:13.828	17.727	8	1:13.779	48.559									
20	1:13.876	21.140	36	1:13.904	49.158									
2	1:13.953	33.026	28	1:13.737	49.889									
5	1:14.101	35.419	68	1:13.870	50.445									
6	1:14.115	38.040	27	1:15.612	1:01.438									
4	1:13.665	38.510	Lap 44											
23	1:14.132	39.278	66	1:13.045										
3	1:13.439	39.810	1	1:13.594	6.753									
19	1:14.326	41.030	25	1:13.355	14.413									
7	1:14.636	44.907	9	1:13.461	17.059									

Doc No.

Date:

Time:

ABB FIA FORMULA E CHAMPIONSHIP

Round 9 - Berlin ePrix - Race

PIT STOPS CLASSIFICATION

Official Timekeeper: 

POS	NO	DRIVER	NAT	TEAM	VEHICLE	TIME	GAP
1	9	Sébastien BUEMI	CHE	Renault e.dams	Renault Z.E. 17	29.804	
2	1	Lucas DI GRASSI	BRA	Audi Sport ABT Schaeffler	Audi e-tron FE04	29.850	+0.046
3	7	Jérôme D'AMBROSIO	BEL	DRAGON	PENSKE EV-2	30.164	+0.360
4	68	Luca FILIPPI	ITA	NIO Formula E Team	NextEV NIO Sport 003	30.575	+0.771
5	16	Oliver TURVEY	GBR	NIO Formula E Team	NextEV NIO Sport 003	30.656	+0.852
6	36	Alex LYNN	GBR	DS Virgin Racing	DS Virgin DSV-03	30.994	+1.190
7	28	Antonio Felix DA COSTA	PRT	Andretti Formula E	Andretti ATEC-03	31.018	+1.214
8	2	Sam BIRD	GBR	DS Virgin Racing	DS Virgin DSV-03	31.602	+1.798
9	5	Maro ENGEL	DEU	Venturi Formula E Team	Venturi VM200-FE-03	31.650	+1.846
10	19	Felix ROSENQVIST	SWE	Mahindra Racing	Mahindra M4Electro	32.034	+2.230
11	23	Nick HEIDFELD	DEU	Mahindra Racing	Mahindra M4Electro	32.559	+2.755
12	25	Jean-Eric VERGNE	FRA	TECHEETAH	Renault Z.E. 17	32.621	+2.817
13	6	José María LOPEZ	ARG	DRAGON	PENSKE EV-2	32.832	+3.028
14	66	Daniel ABT	DEU	Audi Sport ABT Schaeffler	Audi e-tron FE04	33.196	+3.392
15	27	Stéphane SARRAZIN	FRA	Andretti Formula E	Andretti ATEC-03	33.402	+3.598
16	3	Nelson PIQUET	BRA	Panasonic Jaguar Racing	Jaguar I-Type II	33.932	+4.128
17	20	Mitch EVANS	NZL	Panasonic Jaguar Racing	Jaguar I-Type II	34.307	+4.503
18	4	Tom DILLMANN	FRA	Venturi Formula E Team	Venturi VM200-FE-03	34.671	+4.867
19	8	Nicolas PROST	FRA	Renault e.dams	Renault Z.E. 17	38.408	+8.604
20	18	André LOTTERER	DEU	TECHEETAH	Renault Z.E. 17	43.328	+13.524

Series Partners:



No part of these results/data may be reproduced, stored in a retrieval system or transmitted in any form or by any means electronic, mechanical, photocopying, recording, broadcasting or otherwise without prior permission of the copyright holder except for reproduction in local/national/international daily press and regular printed publications on sale to the public within 90 days of the event to which the results/data relate and provided that the copyright symbol appears together with the name of the copyright holder.

The FÉDÉRATION INTERNATIONALE DE L'AUTOMOBILE logo, FÉDÉRATION INTERNATIONALE DE L'AUTOMOBILE, FIA logo, FIA, FIA FORMULA-E CHAMPIONSHIP, FIA FORMULA-E CHAMPIONSHIP logo and related marks are protected trademarks of the Fédération Internationale de l'Automobile (FIA), Chemin de Blandonnet 2, 1214 Vernier, Switzerland.

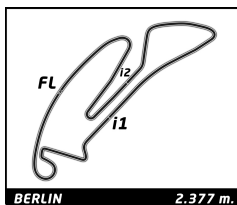


ABB FIA Formula E Championship

Round 9 - Berlin ePrix

Race

Pit Stop Analysis

Official Timekeeper 

Nr.	In Time	In Driver	Out Time	Out Driver	Pit Time	T. Pit Time	Nr.	In Time	In Driver	Out Time	Out Driver	Pit Time	T. Pit Time
1		Audi Sport ABT Schaeffler Audi e-tron FE04					25		TECHEETAH Renault Z.E. 17				
1	18:31:57.085	L. DI GRASSI	18:32:26.935	L. DI GRASSI	29.850	29.850	1	18:32:05.756	J. VERGNE	18:32:38.377	J. VERGNE	32.621	32.621
2		DS Virgin Racing DS Virgin DSV-03					27		Andretti Formula E Andretti ATEC-03				
1	18:32:14.127	S. BIRD	18:32:45.729	S. BIRD	31.602	31.602	1	18:31:15.312	S. SARRAZIN	18:31:48.714	S. SARRAZIN	33.402	33.402
3		Panasonic Jaguar Racing Jaguar I-Type II					28		Andretti Formula E Andretti ATEC-03				
1	18:32:22.240	N. PIQUET	18:32:56.172	N. PIQUET	33.932	33.932	1	18:32:26.729	A. DA COSTA	18:32:57.747	A. DA COSTA	31.018	31.018
4		Venturi Formula E Team Venturi VM200-FE-03					36		DS Virgin Racing DS Virgin DSV-03				
1	18:32:19.444	T. DILLMANN	18:32:54.115	T. DILLMANN	34.671	34.671	1	18:32:27.998	A. LYNN	18:32:58.992	A. LYNN	30.994	30.994
5		Venturi Formula E Team Venturi VM200-FE-03					66		Audi Sport ABT Schaeffler Audi e-tron FE04				
1	18:32:18.730	M. ENGEL	18:32:50.380	M. ENGEL	31.650	31.650	1	18:31:52.736	D. ABT	18:32:25.932	D. ABT	33.196	33.196
6		DRAGON PENSKE EV-2					68		NIO Formula E Team NextEV NIO Sport 003				
1	18:30:58.678	J. LOPEZ	18:31:31.510	J. LOPEZ	32.832	32.832	1	18:32:26.245	L. FILIPPI	18:32:56.820	L. FILIPPI	30.575	30.575
7		DRAGON PENSKE EV-2											
1	18:30:57.141	J. D'AMBROSIO	18:31:27.305	J. D'AMBROSIO	30.164	30.164							
8		Renault e.dams Renault Z.E. 17											
1	18:32:24.055	N. PROST	18:33:02.463	N. PROST	38.408	38.408							
9		Renault e.dams Renault Z.E. 17											
1	18:32:06.919	S. BUEMI	18:32:36.723	S. BUEMI	29.804	29.804							
16		NIO Formula E Team NextEV NIO Sport 003											
1	18:30:44.901	O. TURVEY	18:31:15.557	O. TURVEY	30.656	30.656							
18		TECHEETAH Renault Z.E. 17											
1	18:32:17.377	A. LOTTERER	18:33:00.705	A. LOTTERER	43.328	43.328							
19		Mahindra Racing Mahindra M4Electro											
1	18:31:03.541	F. ROSENQVIST	18:31:35.575	F. ROSENQVIST	32.034	32.034							
20		Panasonic Jaguar Racing Jaguar I-Type II											
1	18:32:08.912	M. EVANS	18:32:43.219	M. EVANS	34.307	34.307							
23		Mahindra Racing Mahindra M4Electro											
1	18:31:00.627	N. HEIDFELD	18:31:33.186	N. HEIDFELD	32.559	32.559							



FIA FORMULA E CHAMPIONSHIP 2017-18

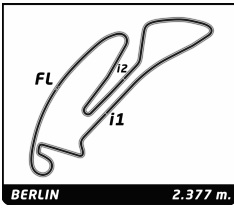


ABB FIA Formula E Championship Round 9 - Berlin ePrix Race

Analysis

Official Timekeeper TAGHeuer

200KW Personal Best Session Best B Crossing the finish line in pit lane

Table with columns: Lap, Time, Sector 1, Sector 2, Sector 3, Kph, Elapsed. Contains race data for Lucas Di Grassi (Audi Sport ABT Schaeffler) and Nelson Piquet (Panasonic Jaguar Racing).



FIA FORMULA E CHAMPIONSHIP 2017-18

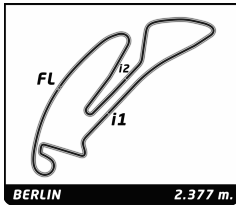


ABB FIA Formula E Championship Round 9 - Berlin ePrix Race

Analysis

Official Timekeeper TAGHeuer

200KW Personal Best Session Best Crossing the finish line in pit lane

Table with columns: Lap, Time, Sector 1, Sector 2, Sector 3, Kph, Elapsed. Rows 37-45.

Table for driver José Maria LOPEZ (ARG) with columns: Lap, Time, Sector 1, Sector 2, Sector 3, Kph, Elapsed. Rows 1-45.

Table for driver Jérôme D'AMBROSIO (BEL) with columns: Lap, Time, Sector 1, Sector 2, Sector 3, Kph, Elapsed. Rows 1-45.

Table for driver Nicolas PROST (FRA) with columns: Lap, Time, Sector 1, Sector 2, Sector 3, Kph, Elapsed. Rows 1-6.



FIA FORMULA E CHAMPIONSHIP 2017-18

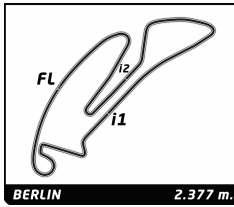


ABB FIA Formula E Championship Round 9 - Berlin ePrix Race

Analysis

Official Timekeeper TAGHeuer

Table with 14 columns: Lap, Time, Sector 1, Sector 2, Sector 3, Kph, Elapsed. Contains race data for 45 laps and driver details for Sébastien BUEMI and Oliver TURVEY.



FIA FORMULA E CHAMPIONSHIP 2017-18

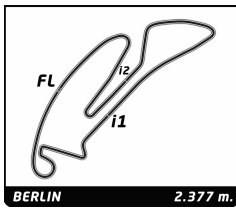


ABB FIA Formula E Championship Round 9 - Berlin ePrix Race

Analysis

Official Timekeeper TAGHeuer

Table with 14 columns: Lap, Time, Sector 1, Sector 2, Sector 3, Kph, Elapsed. Contains race data for drivers 27-45.

Table for driver 18, André LOTTERER, DEU, Renault Z.E. 17. Contains 36 rows of lap data.

Table for driver 19, Felix ROSENQVIST, SWE, Mahindra Racing. Contains 45 rows of lap data.



FIA FORMULA E CHAMPIONSHIP 2017-18

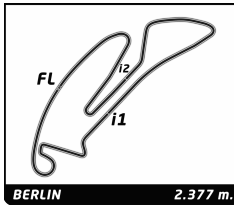


ABB FIA Formula E Championship Round 9 - Berlin ePrix Race

Analysis

Official Timekeeper TAGHeuer

Table with columns: Lap, Time, Sector 1, Sector 2, Sector 3, Kph, Elapsed. Contains race data for drivers Mitch EVANS (NZL) and Jean-Eric VERGNE (FRA).

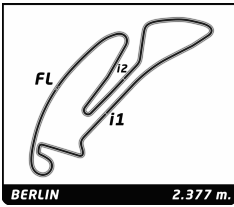


ABB FIA Formula E Championship
Round 9 - Berlin ePrix
Race

Analysis

Official Timekeeper TAGHeuer

Lap	Time	Sector 1	Sector 2	Sector 3	Kph	Elapsed	Lap	Time	Sector 1	Sector 2	Sector 3	Kph	Elapsed
17	A 1:14.127	26.598	22.956	24.573	115.4	21:02.548	27	B 1:13.921	26.572	23.062	24.287	115.8	34:16.621
18	A 1:13.994	26.380	23.047	24.567	115.6	22:16.542	28	B 1:14.008	26.520	22.926	24.562	115.6	35:30.629
19	A 1:14.031	26.408	22.970	24.653	115.6	23:30.573	29	B 1:14.316	26.564	23.166	24.586	115.1	36:44.945
20	A 1:14.001	26.505	23.125	24.371	115.6	24:44.574	30	B 1:14.243	26.556	23.085	24.602	115.3	37:59.188
21	A 1:13.726	26.388	22.912	24.426	116.1	25:58.300	31	B 1:14.091	26.404	23.093	24.594	115.5	39:13.279
22	A 1:13.904	26.330	23.150	24.424	115.8	27:12.204	32	B 1:14.527	26.696	23.114	24.717	114.8	40:27.806
23	B 1:40.307 B	26.242	23.069	50.996	85.3	28:52.511	33	B 1:14.160	26.517	23.077	24.566	115.4	41:41.966
24	B 1:16.432	29.437	22.755	24.240	112.0	30:08.943	34	B 1:14.242	26.620	23.114	24.508	115.3	42:56.208
25	B 1:13.431	26.141	23.009	24.281	116.5	31:22.374	35	B 1:14.432	26.623	23.121	24.688	115.0	44:10.640
26	B 1:13.200	26.256	22.717	24.227	116.9	32:35.574	36	B 1:14.279	26.516	23.283	24.480	115.2	45:24.919
27	B 1:13.196	26.204	22.743	24.249	116.9	33:48.770	37	B 1:14.584	26.645	23.268	24.671	114.7	46:39.503
28	B 1:13.235	26.107	22.748	24.380	116.8	35:02.005	38	B 1:14.844	26.797	23.391	24.656	114.3	47:54.347
29	B 1:13.468	26.267	22.798	24.403	116.5	36:15.473	39	B 1:14.923	26.840	23.418	24.665	114.2	49:09.270
30	B 1:13.181	26.209	22.588	24.384	116.9	37:28.654	40	B 1:14.878	26.698	23.515	24.665	114.3	50:24.148
31	B 1:13.135	26.092	22.641	24.402	117.0	38:41.789	41	B 1:15.038	26.806	23.442	24.790	114.0	51:39.186
32	B 1:13.277	26.247	22.516	24.514	116.8	39:55.066	42	B 1:15.134	26.758	23.536	24.840	113.9	52:54.320
33	B 1:13.389	26.324	22.703	24.362	116.6	41:08.455	43	B 1:15.612	26.960	23.858	24.794	113.2	54:09.932
34	B 1:13.840	26.397	22.949	24.494	115.9	42:22.295	44	B 1:15.979	26.989	23.974	25.016	112.6	55:25.911
35	B 1:13.437	26.331	22.669	24.437	116.5	43:35.732	45	B 1:16.589	27.052	24.015	25.522	111.7	56:42.500
36	B 1:13.570	26.368	22.917	24.285	116.3	44:49.302	<div style="border: 1px solid black; padding: 5px;"> 28 Antonio Felix DA COSTA PRT Andretti Formula E Andretti ATEC-03 </div>						
37	B 1:13.242	26.160	22.699	24.383	116.8	46:02.544							
38	B 1:13.712	26.314	22.848	24.550	116.1	47:16.256							
39	B 1:13.356	26.287	22.741	24.328	116.7	48:29.612							
40	B 1:13.549	26.301	22.824	24.424	116.3	49:43.161							
41	B 1:13.192	26.225	22.604	24.363	116.9	50:56.353							
42	B 1:13.348	26.306	22.830	24.212	116.7	52:09.701							
43	B 1:12.896	26.030	22.700	24.166	117.4	53:22.597							
44	B 1:13.355	25.960	22.919	24.476	116.7	54:35.952							
45	B 1:12.488	25.906	22.479	24.103	118.0	55:48.440							
<div style="border: 1px solid black; padding: 5px;"> 27 Stéphane SARRAZIN FRA Andretti Formula E Andretti ATEC-03 </div>						1	A 1:26.363	36.927	24.473	24.963	99.1	1:26.363	
						2	A 1:14.195	26.458	23.204	24.533	115.3	2:40.558	
						3	A 1:14.272	26.711	23.125	24.436	115.2	3:54.830	
						4	A 1:14.460	26.799	23.070	24.591	114.9	5:09.290	
						5	A 1:14.232	26.730	22.951	24.551	115.3	6:23.522	
						6	A 1:14.358	26.783	22.906	24.669	115.1	7:37.880	
						7	A 1:14.246	26.657	23.040	24.549	115.3	8:52.126	
						8	A 1:14.172	26.745	22.919	24.508	115.4	10:06.298	
						9	A 1:14.951	26.952	23.202	24.797	114.2	11:21.249	
						10	A 1:15.173	26.726	23.701	24.746	113.8	12:36.422	
11	A 1:14.414	26.841	23.085	24.488	115.0	13:50.836							
12	A 1:14.447	26.760	23.150	24.537	114.9	15:05.283							
13	A 1:14.288	26.760	22.929	24.599	115.2	16:19.571							
14	A 1:14.623	26.904	23.087	24.632	114.7	17:34.194							
15	A 1:15.496	26.742	23.833	24.921	113.3	18:49.690							
16	A 1:15.040	27.141	23.164	24.735	114.0	20:04.730							
17	A 1:15.233	27.153	23.295	24.785	113.7	21:19.963							
18	A 1:14.305	26.702	23.072	24.531	115.2	22:34.268							
19	A 1:14.633	26.767	23.107	24.759	114.7	23:48.901							
20	A 1:15.417	26.917	23.826	24.674	113.5	25:04.318							
21	A 1:14.813	26.864	23.280	24.669	114.4	26:19.131							
22	B 1:43.727 B	27.380	23.914	52.433	82.5	28:02.858							
23	B 1:16.875	29.289	23.182	24.404	111.3	29:19.733							
24	B 1:15.227	27.199	23.517	24.511	113.8	30:34.960							
25	B 1:14.071	26.701	23.003	24.367	115.5	31:49.031							
26	B 1:13.669	26.513	22.732	24.424	116.2	33:02.700							



FIA FORMULA E
CHAMPIONSHIP
2017-18

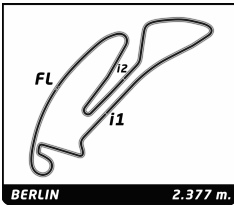


ABB FIA Formula E Championship

Round 9 - Berlin ePrix

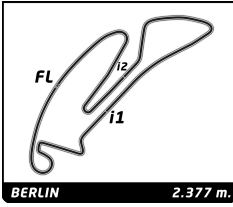
Race

Analysis

Official Timekeeper TAG Heuer

■ 200KW ■ Personal Best ■ Session Best ■ B Crossing the finish line in pit lane

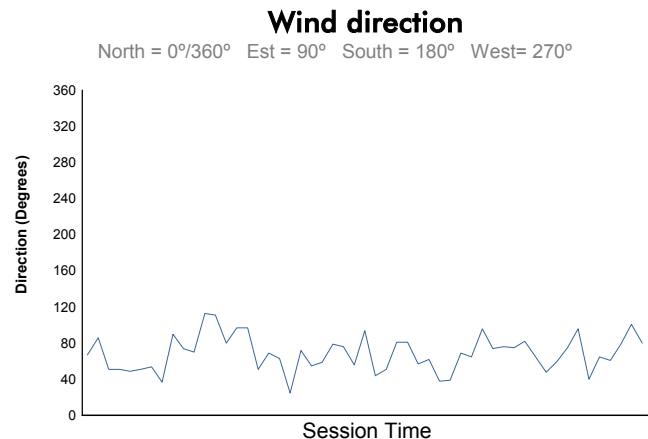
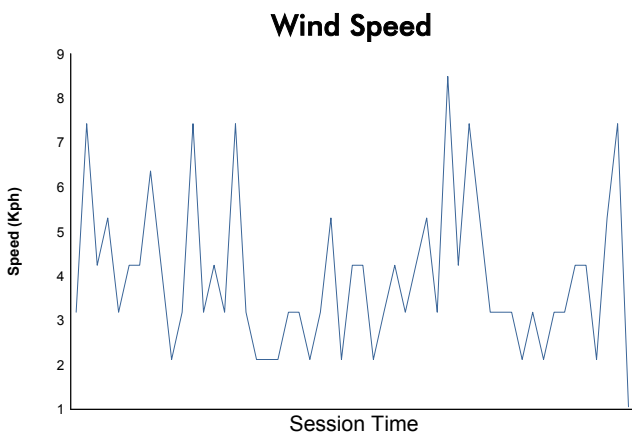
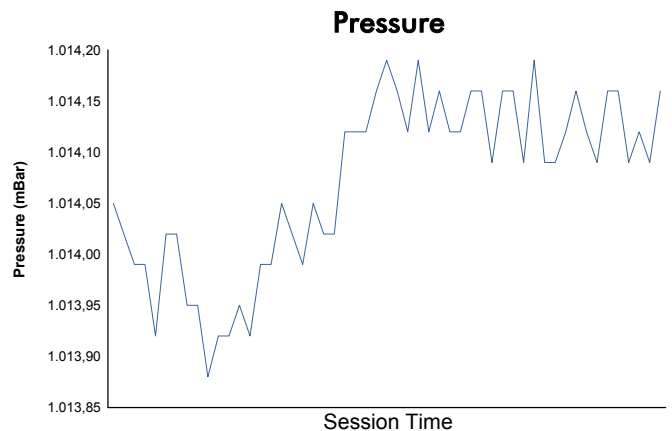
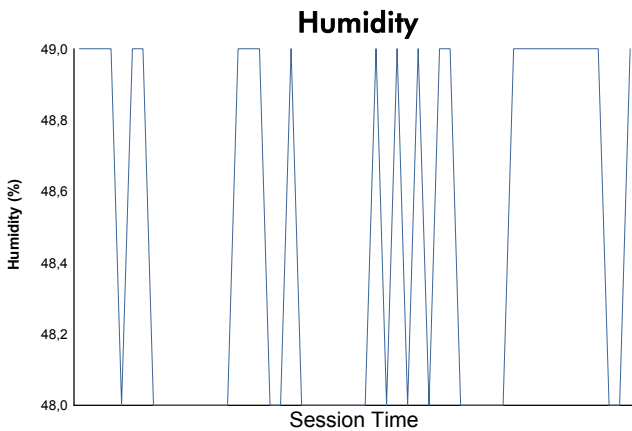
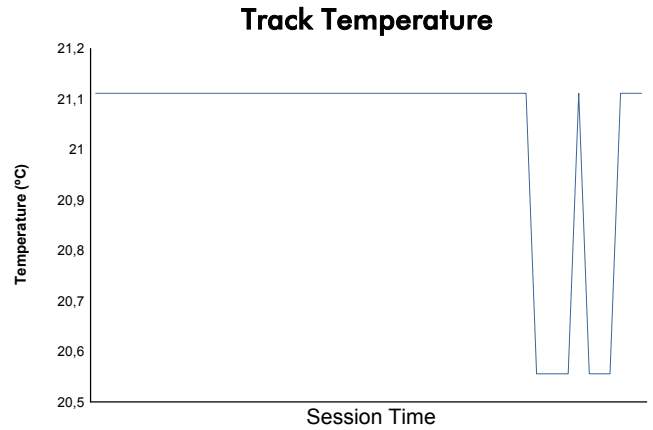
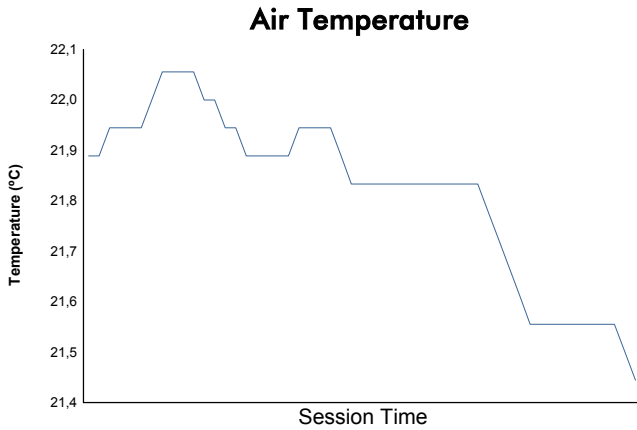
Lap		Time	Sector 1	Sector 2	Sector 3	Kph	Elapsed	Lap		Time	Sector 1	Sector 2	Sector 3	Kph	Elapsed
7	A	1:14.961	27.163	23.205	24.593	114.2	9:01.057								
8	A	1:14.847	26.712	23.231	24.904	114.3	10:15.904								
9	A	1:14.841	26.852	23.244	24.745	114.3	11:30.745								
10	A	1:14.707	26.765	23.292	24.650	114.5	12:45.452								
11	A	1:13.998	26.599	22.929	24.470	115.6	13:59.450								
12	A	1:14.153	26.626	22.956	24.571	115.4	15:13.603								
13	A	1:13.752	26.504	22.811	24.437	116.0	16:27.355								
14	A	1:13.798	26.558	22.924	24.316	116.0	17:41.153								
15	A	1:13.505	26.378	22.670	24.457	116.4	18:54.658								
16	A	1:13.780	26.417	22.787	24.576	116.0	20:08.438								
17	A	1:13.618	26.394	22.842	24.382	116.2	21:22.056								
18	A	1:13.677	26.479	22.775	24.423	116.1	22:35.733								
19	A	1:13.999	26.444	22.912	24.643	115.6	23:49.732								
20	A	1:14.024	26.545	22.698	24.781	115.6	25:03.756								
21	A	1:14.196	26.554	23.097	24.545	115.3	26:17.952								
22	A	1:14.238	26.564	23.066	24.608	115.3	27:32.190								
23	B	1:38.771 B	26.626	22.858	49.287	86.6	29:10.961								
24	B	1:17.541	29.575	23.393	24.573	110.4	30:28.502								
25	B	1:13.956	26.606	22.872	24.478	115.7	31:42.458								
26	B	1:14.630	26.795	23.097	24.738	114.7	32:57.088								
27	B	1:14.432	26.588	23.043	24.801	115.0	34:11.520								
28	B	1:14.923	26.695	23.610	24.618	114.2	35:26.443								
29	B	1:14.833	27.308	23.017	24.508	114.4	36:41.276								
30	B	1:14.870	26.465	23.741	24.664	114.3	37:56.146								
31	B	1:14.967	26.361	23.249	25.357	114.1	39:11.113								
32	B	1:14.198	26.565	22.902	24.731	115.3	40:25.311								
33	B	1:13.737	26.448	22.876	24.413	116.1	41:39.048								
34	B	1:13.766	26.382	22.826	24.558	116.0	42:52.814								
35	B	1:14.335	26.545	22.948	24.842	115.1	44:07.149								
36	B	1:13.934	26.486	22.682	24.766	115.7	45:21.083								
37	B	1:14.151	26.697	22.766	24.688	115.4	46:35.234								
38	B	1:14.085	26.744	22.621	24.720	115.5	47:49.319								
39	B	1:14.316	26.509	22.996	24.811	115.1	49:03.635								
40	B	1:14.087	26.776	22.760	24.551	115.5	50:17.722								
41	B	1:13.824	26.700	22.645	24.479	115.9	51:31.546								
42	B	1:13.523	26.359	22.623	24.541	116.4	52:45.069								
43	B	1:13.870	26.501	22.804	24.565	115.8	53:58.939								
44	B	1:15.265	26.900	23.542	24.823	113.7	55:14.204								
45	B	1:14.644	26.802	22.956	24.886	114.6	56:28.848								



Round 9 - Berlin ePrix
ABB FIA Formula E Championship
Race

Weather Report

Official Timekeeper 



Track Status: **DRY**