

THE
WEAVER'S ASSISTANT,

EXPLAINING

IN A FAMILIAR MANNER, THE FIRST PRINCIPLES OF

THE

ART OF WEAVING.

CONTAINING UPWARDS OF

EIGHTY DIFFERENT DRAFTS :

AMONG WHICH ARE COMPRISED, MANY CURIOUS AND

FIGURED DRAFTS,

BOTH OF

DIAPERS AND COVERLETS :

TO WHICH IS ADDED,

Observations on Draft Painting.

WITH AN APPENDIX,

CONTAINING SEVERAL USEFUL TABLES

BY PHILO BLAKEMAN.

BRIDGEPORT :

PRINTED BY N. L. SKINNER.

1818.

DISTRICT OF CONNECTICUT, &c.

* ~ ~ *
 L S
* ~ ~ *

BE it Remembered, That on the tenth day of April, in the forty-second year of the Independence of the United States of America, *PHILO BLAKEMAN*, of the said District, hath deposited in this office the title of a Book, the right whereof he claims as Author, in the words following, to wit:

The Weaver's Assistant; explaining in a familiar manner, the first principles of the Art of Weaving, containing upwards of eighty different drafts; among which are comprised, many curious and figured drafts, both of Diapers and Coverlets: to which is added, Observations on Draft Painting. By *PHILO BLAKEMAN*.

In conformity to the Act of the Congress of the United States, entitled, "An Act for the encouragement of learning, by securing the copies of Maps, Charts and Books, to the authors and proprietors of such Copies, during the time therein mentioned.

R. I. INGERSOLL,

Clerk of the District of Connecticut.

A true copy of Record, examined and sealed by me,

R. I. INGERSOLL,

Clerk of the District of Connecticut.

PREFACE.

THE WEAVER'S TRADE, owing to various causes, remained in ancient years, in rather a low state of reputation, but has since gradually been gaining ground, and within a few years past, it has risen in point of reputation, very rapidly, until it has now arrived to an exalted pitch, and claims a high rank among the most honourable of the Manufacturing Arts. As the principle of independence seems happily rising in the breasts of true Americans, this trade, in a peculiar manner, keeps pace with it; and it may positively be asserted, that the knowledge of this useful branch of our Manufactures, is now at a higher state of perfection than has ever been known in this country, and is still increasing. It is confidently believed that few, if any part of the most curious productions of the Old Countries, in this art, is beyond the knowledge of the American Weaver.

It seems then a matter of no little surprise, that an art as useful as any branch of American Manufactures, should have remained so long, without any guide or help, facilitating the acquirement of it; but as no such work is extant, or has ever appeared in this country,* the propriety of a work of this kind, particularly at the present period, has been very forcibly suggested to the mind of the Author; more especially on account of the repeated applications he has met with, from different persons, for instructions in this art, and for drafts of different kinds; and by a remarkable fact, that single drafts are now selling for, from three to five dollars, and some even as high as *ten dollars*.

It was the intention of the Author when he first set about composing this work, to have extended it beyond its present size, and to have embraced the most curious production of figured work he could meet with; but he soon found that no adequate description of these could be given without engrav-

* From the repeated inquiries of the Author among the most respectable Booksellers in different places, and his frequent perusals of different catalogues, he is convinced, he is warranted in this assertion.

ings; which would greatly enhance the expence of the work, without increasing its utility.

This work is therefore particularly calculated to explain in as clear a manner as possible, the first principles of the art of WEAVING, and to such an extent, as is deemed expedient for a weaver, whose main object is, the rendering of his labour in this business, profitable. The work therefore, is believed to embrace every principle, relating to this art, as far as would be advantageous.

It contains, as may be seen by the title-page, upwards of EIGHTY different drafts, comprising mostly every handsome work in diapers and coverlets, that are generally met with, and many entirely original; together with Observations, on *Draft*; *Painting*; the knowledge of which is very essential to every weaver. To which is annexed, an Appendix, containing several useful Tables, which cannot fail of proving very beneficial, and highly convenient to every weaver.

Of the merits of the work, the Author presumes not to speak. It may be observed, however, that on these alone, the work relies for success and patronage. No pains have therefore been taken in procuring subscriptions; neither has any application been made for the attainment of recommendations.

The pains and labour of placing in form so many different drafts, without *any kind of helps*, has been very considerable; and should there be found inaccuracies in the work, (notwithstanding the care that has been taken to prevent it,) it is hoped, and confidently expected, they will be overlooked by the generous reader. It is, however, the candid opinion of the Author, that but few, if any, exist.

To a judicious and enlightened Public, the work is humbly and cheerfully submitted. If found of sufficient merit, to ensure the approbation of the Public, the Author will not look upon the labour and expense he has bestowed upon it, with regret.

THE AUTHOR.



THE WEAVER'S ASSISTANT.



AS the terms made use of by weavers are various, and frequently differ; in order to be perfectly understood, it seems requisite to give an explanation of the terms made use of, in this work.

GEER—That through which the warp is drawn, in order to prepare it for the reed. This is sometimes called *harness*.

HEDDLES—The twine through which the warp is drawn, frequently called (but improperly) *hevels*.

SHAFTS—The pieces of wood on which the heddles are placed.

REED—That which the warp is last drawn through; used for beating the fillen, called by some, *slay*.

SPLITS—The separate pieces of cane or steel, of which the reed is made, sometimes called *reeds*, or *dents*.

SHADES—The part of a geer, composed of shafts and heddles, called also, *leaves*, *wings*, or *shafts*.

LAMS—The pieces of wood on which the cords suspended from the geers, are generally fastened, sometimes called *spring-shafts*.

TREADLES—The pieces of timber on which the feet are placed to perform the treading. *Spelt variously*.

WARP—The threads of yarn in the loom which the fillen crosses. Sometimes called (but improperly) *web*; and sometimes *chain*, or *string*.

FILLEN—The threads which are wove in crossing the warp, sometimes called *wast*, (but improperly,) and sometimes properly enough, *woof*.

TWILL—A certain rise of threads in cloth, sometimes called (but very improperly) *trill*, and sometimes properly, *wale*.

POWER—Any number of shades operating so as to form a *spot* or *figure*; rightly enough termed, *division*.

DOUBLER—Two threads in the warp working together without any thread in the fillen crossing them; frequently termed a *flat*.

B the beginning of a draft.

E. the ending of a draft.

C. the centre, or middle spot of a draft.

R. S. and s. signifies in drawing, you must draw from the beginning of your draft to S. and then draw over again from R. to s. and then begin again at the beginning.

| | Placed over or under any part of a draft, contains remarks or explanations, which has immediate reference to the draft as far as they extend.

| *Single Bar*, is placed between the number of threads drawn on different *powers*.

|| *Double Bar*, ends some particular spot or figure in a draft.

_____ Represent the *shades*, on which the warp is drawn ;

and figures placed thus, $\frac{1}{2}$ denote the manner of draw-

ing the warp, viz.: the 1, signifying one thread drawn first on the second shade, and figure 2, denoting the second thread drawn on the first shade, and so of any greater number.

Note. That in numbering the shades, we always begin at the nearest shade as we sit in the loom, calling it the first shade; the next to it the second, and so on, let the number be ever so great. When we are speaking only of four shades, and occasionally speak of two collectively—if of the first and second, we say the two near shades; if of the second and third, we say the two middle; if of the third and fourth, we say the two far; and if of the first and fourth, the extremes, or outside and inside shades. In speaking of the treadels, we always begin to number at the right hand when in the loom; calling the right treadel the first, the next to it the second, &c.

The character [O] placed in the spaces, represents the cording on the treadels, and always represents the shade immediately below which it is placed.

		0
		0
	0	
	0	
	2	1

Thus on four shades, denoting two cords on your first treadel, one attached to your fourth shade, and one to your third shade; and two cords likewise on your second treadel, one attached to the 2d shade, and one to the first.

That part of work which is performed by raising one-half

of the work, and (*that every other thread as drawn*) through which the sizen passes, is called *plane cloth*; and may be wrought on any number of shades, *above one*.

That which raises two threads together, two up and two down, makes, what is called, doublers, or flats; and may also be performed on any number of shades, *above one*.

That which is wrought on three shades, by a rule, is called a three leaf twill, whether two-thirds are up and one down, or two-thirds down and one up.

That which is wrought on four shades, whether 3-4ths, one-half, or one-fourth is up, is called a four leaf twill; if one-half is up, it is called kersey, or kersymere; if one-fourth, or three-fourths, it is called bed-ticking, ticking, or siernell.

A work which the sizen passes over or under a number of threads continually, and by that means makes a *figure*, or *spot*, is generally termed *floating-work*.

A representation of a Draft as Drawn for Plane Cloth, on two Leaves.

	0	1
0		2
2	1	

Cording

Drawing

Note. Throughout all this work, drafts are drawn from the right hand to the left; a method which most weavers approve.

A representation of a Work as Drawn on four Leaves.

	0	1
0		2
0		3
0		4
4	3	2
1		

twice with one foot, which is called *regular treading*; to remedy which, we hang the work so as to tread from the right hand and from the left *in* towards the middle, which is called *right and left cording*, and *right and left treading*: the work will then stand thus:—

But this method of treading regular, (*that is*) beginning at the right hand, and treading towards the left, as the figures stand under the shades, subjects us to the inconvenience of treading cross-legged, or treading

	0			
0		0		
0				
2	4	3	1	

Having made these explanations, we now proceed to the description of various kinds of drafts.

First, we will give the different methods of operation on three Leaves.

	0	0		0	0		0	0	1		
0			0				0	0		0	2
0			0				0			0	3
5th M. reg.	4th M. reg.	3d M. reg.	2d M. reg.	2	1	3	2	1			
				2d M. right & left.		1st me- thod, regular					

DOUBLE CORDINGS.

	0	0	00	00	00	00	00	0	0	
0	0		0	0		0	0		0	0
	0	0	0	0		0	0		0	0
5th M. reg.	4th M. reg.	3d M. reg.	2d M. reg.	2	3	1	3	2	1	
				1st M. right & left.			1st M. reg.			

DRAFT OF FOUR LEAVES.

										B.
3	1	1	2	3	4	2	3	4	1	
1	3	4	1	2	3	3	4	1	2	
4	2	3	3	1	2	4	1	2	3	
2	4	2	4	4	1	1	2	3	4	
10 M	9 M	8 M	7 M	6 M	5 M	4 M	3 M	2 M	1 M	
3	4	3	1	2	1	4	3	4		
4	3	1	2	4	3	2	2	2		
2	1	2	4	3	4	3	4	1		
1	2	4	3	1	2	1	1	3		
19 M	18 M	17 M	16 M	15 M	14 M	13 M	12 M	11 M		

Note. The four first methods will be found the same, only differing in the beginning; and from the fifth to the ninth is the same, only the beginning is different. From the ninth to the nineteenth, will be found the various ways of changing the order of drawing.

The manner of Cording, agreeable to the above methods of Drawing.

	0		0	0	0	0	0	0	0
	0	0	0	0	0	0	0	0	0
	0	0	0	0	0	0	0	0	0
Single Cording, 2 M									
Double Cording, 1 M. right and left.									
Double Cording, 1 M. reg.									
Right and left cording, 1st method.									
Singlecording, reg. 1st me- thod.	4	3	2	1					
	0	0	0	0	0	0	0	0	0
	0	0	0	0	0	0	0	0	0
	0	0	0	0	0	0	0	0	0
Double cord ing, right and left, 2 M.									
Double cord- ing, reg. 2 M.									
Single cord ing, right and left, 2 M.									

Method of Performing Plane Cloth, agreeable to the above methods of Drawing, with two Treadels.

	0	0	0
	0	0	0
	0	0	0
This answers to the 12 16, 18 and 19 methods			
This answers to the 10 11, 13, 14, 15 & 17 M.			
This answers to the five first methods.			

The above examples are deemed sufficient to enable the learner to follow through all the different methods of drawing on four leaves, and to place both the double and single cordings, with either the regular, or right and left cordings, without any further aid.—*Note.* Single cordings will generally operate in the same manner as double, by keeping down two treadels instead of one; but in some instances we cannot perform exactly the same work in the double, as we can in the single cordings, particularly in making diamonds. It is generally the practice to take the cording, first in the regular form, it being a ruleable method, and much easier done; and then take it off in the right and left form; in doing which, you must observe the numbers as they stand at the bottom of the work: then change your numbers except the 1, by placing the 2 at the left hand side, and the 3 will stand at the second from the right, and the 4 at the third, as may be seen by the foregoing examples—which may serve to shew for any greater number: however, some further examples will be given in their proper places.

We will now give a few examples of TREBLE CORDING, of three cords on a treadel.

0	0 0	0 0 0	0 0 0	0 0 0	1
0	0 0 0	0 0 0	0 0 0	0 0 0	2
0	0 0 0	0 0 0	0 0 0	0 0 0	3
0	0 0 0	0 0 0	0 0 0	0 0 0	4
3 M. reg.		4 3 2 1	2 4 3 1	4 3 2 1	
		2 M.	1st method, right and left.	1st method, regular.	
			0 0 0		
			0 0 0		
			0 0 0		
			4 M. reg.		

DRAFT OF M.'S AND O.'S.

0	0	E.	4	4	4	1	1	1	B.	E.	1	1	B.	1	B.				
0	0	1	1	1	1	4	4	1	1	4	4	1	1	1	1				
0	0	4	4	1	1	1	1	4	4	1	1	4	4	4	4				
0	0	1	1	4	4	4	4	4	4	4	4	4	4	4	4				
2 4 3 1												2d method.				1st method preferred.			

Tread alternately on the first and fourth, or (as the figures now stand) the 1 and 2, until the plane spot is square, say from ten to fourteen shoots; then change on your other two treadels and observe the same.

DRAFT OF M.'S AND O.'S.

0	0	E.	1	1	B.
0	0	6	6	1	1
0	0	1	1	6	6
0	0	6	6	1	1
Regular.					

Note. This is wove the same as M.'s and O.'s only, a less number of shoots before you change treadels.

DRAFT OF IRISH STITCH.

			8	E.	7	B.	1	E.	5	B.	1
		0			6	2		7		3	
		0			5	3		8	6		
	0				8	4				4	2
						2d method, tread as you draw.			1st method, tread as you draw.		

DRAFT, to WEAVE a BAG WHOLE without a SEAM.

	0	0	0		0		1	1
	0	0	0		0		2	3
			0		0	0	3	2
	0				0	0	4	
	Reg. take up.				Reg. take down.		This spot must only be drawn at the beginning and end.	

Note. When there is an inequality, that is, more shades to be taken down at one time than another, it is now better to perform the work by means of weights and *top castles*, which raises *up*, instead of taking down the shades; and in order to perform this draft by taking *up*, the first and last spots must be drawn to make the selvage close, as follows:

	3		3
	2		1
			2
Last spot.			1st spot.

Begin with the fillen at the left; but if you wish one side to be open, begin the fillen at the right hand.

KERSEY NET.

	0	1
0		2
	0	3
0		4
Regular.		

FUSTIAN.

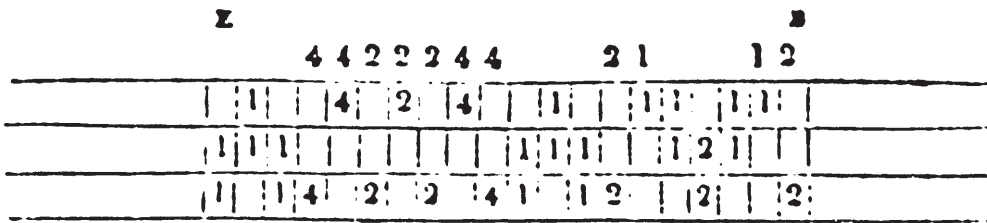
	0	6	2	3	n
0		5	1		4
	0		4		5 1
0			3		6 2
Regular.					

VEST PATTERN.

		E		B
0	0	2	3	1
0	0		3	1
		0		6
	0			1
				6

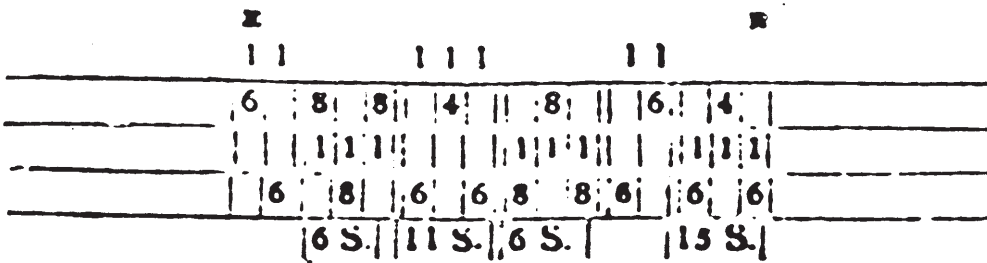
Note. The warp, all cotton dyed black; the fillen, cotton or wool dyed black, and coarse white to weave in occasionally, say 1 shoot in ten. The third treadle to be used only when you want to weave the white.

THE TREADING TO DOUBLE RINGS.

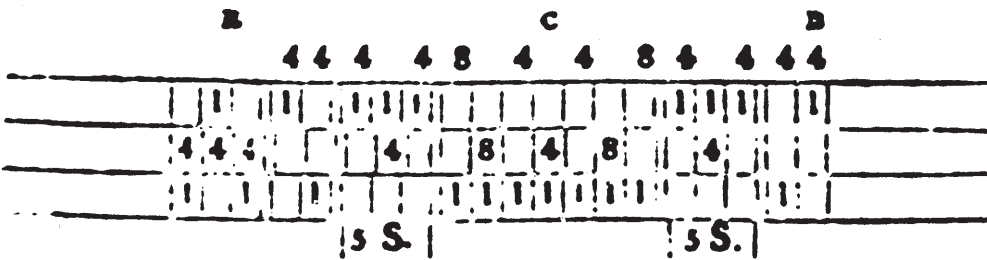


Note. Tread as you draw, is a general rule among weavers; but in many instances we must, in order to vary the figure, deviate from this rule. In this draft, if we follow the general rule, it will perform what we term square work; but by following the draft of treading, it makes what is called Lock-H'acel, which is our intention.

10 THE GRAND SPY.



11 SINGLE COMPASS.



12 THE FANCY.



13 SQUARE CHINA, WITH A DOUBLE CIRCLE.

1	4	1	1	1	1	1	1	1	1	1	1	1	1	1	1	1	1	1	1	1
4	4	4	10	4	4	10	10	4	4	10	10	4	4	10	4	4	10	4	4	
1	1	1						1	1	1	1	1	1	1	1	1	1	1	1	
4	4	4	10	5	10	4	10	4	10	5	10	4	10	4	4	10	4	4	1	
5S.																				

14 DOUBLE ROSE.

1	1	1	2	4	4	4	3	1	2	3	1	1	1	1	1	1	1	1	1	1
4	4	4	4	4	3	1	2	3	1	2	3	1	1	1	1	1	1	1	1	2
1	1	1											2	4	4	4	4	3	1	2
													2	4	4	4	3	1	1	2
5S.																				

RECORDER.

3	1	1	1	2	3	1	3	1	1	1	1	1	1	1	1	1	1	1	1
3	1	1	1	2	3	1	2	3	1	2	3	1	1	1	1	1	1	1	1
	3	1																	
	2	3	1	1	2	3	1	1	1	1	1	1	1	1	1	1	1	1	1
2	2	2	2	2	3	1	2	2	2	2	2	2	2	2	2	2	2	2	2
Full ending.																			

WEAVER'S ASSISTANT.

15 CHURCH WINDOWS.

1 1 1 1 1 1 1										1 1		a
4	10	10	4	4	10	4	4	4	4			
1	1	1					1	1	1	1		
10	10	4	10	4	4	4	4					
5 S.												

E		1 1 1 1 1 1 1 1										C	
	4	4	10	4	4	10	10	4					
1		1	1	1					1	1			
4	4	4	4	10	4	10		10	4				
5 S.													

16 COMPASS WORK.

10 10 4 4 4 10 10										4 4		B
1	1	1	1	1	1	1	1	1	1			
						4	4	4	4	4		
1	1	1	1	1	1	1	1	1	1	1		
5 S.												

E		4 4			
	1	1	1		
	4	4	4	4	4
	1	1	1	1	1
5 S. full ending			5 S.		

DIAMOND COVERLET.

Note. This is every way performed exactly as *Diamond Kersey*.


BIRD'S-EYE COVERLET.

2 4 3 1				4 2 3 1				E B	
0 0				0 0				4 1	
0	0	0		0	0			3	2
0	0			0	0			2	3
0	0			0	0			1	4
6 8 7 5				6 8 5 7					
2d method.				1st method.					

THE GERMAN DRAFT.

O			E			B		
						31	31	31
	0		4	4	2	2	2	
	0		2	2	2	4	4	
	0		31	31	31			

Note. This is a work in small checks for *Carpets* or *Coverlets*; the warp brown tow or linen; the fillen black and white; wove thread and thread, except when the work is changed; you must then weave two threads—say of black. This may be performed on any even number of shades.



DIFFERENT FIGURES OF DIAPERS

ON FIVE SHADES.



ENGLISH DIAPER.

O O O			E			B		
			1	1		1	1	
	0	0		1				
	0	0			1			
	0	0				1		
	0		4	4	5	5	4	
	0		4	4	5	5	4	
4 3 2 1						5 5		

Note. It may not be improper to observe, (notwithstanding the draft appears evident,) that one half of the work, *namely*, every other thread is drawn on the first shade; and in treading, the fifth treadel which takes down the first shade, is tread every other shoot, by the left foot; the right foot changing to perform the draft.

DIMITY FUSTIAN.

	0		1
	0		2
	0		3
	0 0		4
	0 0		5
3	2	1	

Note. This work is composed of linen and cotton warp, and cotton fillen. In warping, you must warp three threads of linen and two of cotton, and draw the linen on the three further shades. and the cotton on the two near shades. The three linen threads are to be drawn in one split, and the two cotton in another.

CALIMANCO—(Erroneously called Callamink.)

	0	1
	0	2
	0	3
0		4
0		5

Note. This work is altogether of worsted.

SHAW'L DRAFT, 1.

TOP-CASTLE CORDING WITHOUT WEIGHTS.

	0	0	0 0 0	E	B
	0	0	0 0		1 1
	0	0	0 0 0		
	0	0	0 0 0		
	0 0 0 0		0	4 4	4 4
	Lower lams.		Upper lams.		

Note. This may be performed without top-castle, the cording being the same as five shade Diaper; but as has been before observed, when there is an inequality in springing the work, the top-castle is preferable. The warp of this work is cotton, undyed; the fillen blue or black, and sometimes the

WEAVER'S ASSISTANT.

colours are various. In treading *this*, you first operate with your second treadel, and then change to your first, and so continue until you finish your first figure; then observe the same of the other figure, otherwise, should you tread as you draw, you will make *square work*, which is not intended in this draft.

SHAWL DRAFT, 2.

ORDER.	E		C		B
	1	1			
	4 4 4 4 4	4 4 4 4 4	4 4 4 4 4	4 4 4 4 4	4 4 4 4 4
	Weave 7 spots.	Weave 7 spots.	Weave 3 spots.		

DIFFERENT COVERLET DRAFTS

ON SIX SHADES.

CARRIAGE WHEEL.

	E			C			1			B			
	0	0	1	0	1	1	0	1	1	0	1	1	
0	0	0	1	0	1	1	0	1	1	0	1	1	
0	0	0	1	0	1	1	0	1	1	0	1	1	
0	0	0	1	0	1	1	0	1	1	0	1	1	
		0											
			4	4	4	4	4	4	4	8	8	8	4
			4	4	4	4	8	8	8	16	16	8	8
			4	4	4	4	8	8	8	16	16	8	8
			4	4	4	4	8	8	8	16	16	8	8

Note. This work is called *single carrier*, or *close work*, and is drawn one-half on the two first shades; being drawn one thread on the shade designated by the figure 1, the next thread on the second shade, the third thread on the same shade as your first thread was drawn on, and the fourth thread on the first shade, &c. The numbering figures therefore are placed between the first and second shades, equally representing both. In performing the treading, either the first or second treadel must be down continually, with the one that is performing the draft; some, however, change, treading first *one* with the draft treadel, and then the *other* alternately: but I prefer keeping one continually down without changing. In performing the plane work, or the binding gain, we tread the first and second together, and the seventh.

LADIES' FANCY.

A BEAUTIFUL FIGURE.

E.	1	1	1	1	1	1	1	1	1	1	1	1	1	1	1	1	1	1	1	1	1	C			
	1																								
24	4	4	4	4	16	8	8	4	8	8	4	4	4	4	4	4	8	8	16	4	4	4	4	24	4

BORDER TO LADIES' FANCY.

1					1
8	4	4	8	4	4

Full end.
inK.

Note. The cording to this, as well as similar drafts, is the same as the Carriage Wheel.

THE LADIES' CHOICE.

	1						1	1	1	1	1	1	1	B			
1																	
		1		1													
8	8	8	8	4	8	8	16	4	4	16	4	4	4	16	4	4	16

F						1			1	1	1	1	1			
		1		1			1							1		
	1		1		1			1						1		
8	8	4	8	8	8	8	4	4	4	4	4	4	4	4	4	4

Note. The border to this is the same as the Ladies' Fancy.

THE NINE SNOW-BALLS.

							C							
1	1	1	1	1	1	1	1	1	1	1	1	1	1	
	1		1		1			1		1		1		
8	8	4	4	4	4	16	4	16	4	4	4	4	8	8

Ss							1	1					R
		1		1					1		1		1
	1		1		1								
12	2	4	12	12	8	8	8	8	12	12	4	12	12

WEAVER'S ASSISTANT.

FLEMISH DIMITY FUSTIAN.

		0			1		
			0			2	
		0			5		
		0			6		
		0	0		7	3	
		0	0		8	4	
		4	3	2	1		

Note. Warp two threads of linen and two of cotton, and slay as plane.

SATTINET.

		0			0				1
			0					0	2
		0						0	3
			0					0	4
		0						0	5
		0						0	6
Regular, 3d method.			Regular, round wale, 2d method.			6 4 3 5 3 1 1st method.			

COTTON RIB.

		0	0			0			1
			0	0		0			2
			0	0		0			3
		0	0			0			4
			0	0		0	0		5
		0	0			0	0		6
2d method.				1st method preferred.					

Note. This, both warp and fillen, is of cotton dyed black; and drawn four threads in one split, and two in another.

DIMITY.

	0	0		0	0		0	0		0	0		0	0	1
	0	0		0			0	0	0		0		0	0	2
	0		0	0	0		0		0	0	0		0		3
		0				0		0				0	0		4
	0			0					0	0				0	5
			0		0		0					0			6
	2	4	6	5	3	1		6	4	2	5	3	1	Reg.	
														l m.	



FLOATING WORK COVERLET

ON EIGHT LEAVES.

S c s R
1 1 1 1 1 1 1 1 1 1

								6	4	4	6		4	4	6	
													1	1	1	1
								8	4	8			4	4	4	8
	1	1		1	1	1	1					1	1			
	6		4		4		4		4		6					
		1	1	1				1	1	1						
	6	4		4	6		6	4		4	6					

	0	0		0
	0			0
	0	0	0	
	0	0	0	
	0			0
	0			0
	0	0	0	
	0	0	0	

Note. The four first treadcis are for the draft; the other two for binding yarn or plane. Tread only one down at once.

DIAPER COVERLETS

ON EIGHT LEAVES.

1. THE HINGE.

				F.					B
0	0 0 0			1	1	1	1	1	
0	0	0	0	2	2	2	2	2	
	0	0	0	3	3	3	3	3	
		0	0	24	8	24	8	8	
0	0	0	0		1	1	1	1	
0	0	0	0		2	2	2	2	
0	0	0	0		3	3	3	3	
	0	0	0		12	12	8	48	

1st method, regular.

All of white, red or green.

All of black.

Tread as you draw.

0 0 0 0				0 0 0 0			
0	0	0	0	0	0	0	0
0	0	0	0	0	0	0	0
	0	0	0	0	0	0	0
0			0	0		0	0
	0		0		0	0	0
		0	0	0	0	0	0
			0	0		0	0

3d method, regular.

2d method, regular.

0 0 0 0				0 0 0 0			
	0		0	0		0	0
0	0	0		0	0	0	0
0			0	0	0	0	0
	0	0	0		0	0	0
		0	0	0	0	0	0
0	0	0	0		0	0	0
		0	0	0		0	0

2 4 6 8 7 5 3 1
1st method, right & left.

4th method, regular.

Note. To these methods of cordings, might be added numerous other forms, but not strictly methodical. The above, however, are abundantly sufficient.

There will be no difficulty in understanding the drawing of this, and similar drafts, if you attend to the form of drawing, as is exhibited by the figures on the draft; it being drawn right through on the *powers* on which the figures are placed, until you complete the number expressed by the lower, or *numbering figure*.

The warp of these coverlets is generally of two colours; the fillen likewise is of two colours, but different from the warp. The warp of some, however, are of white, and the fillen blue or black.

2. THE CROSS.

	C			C		
	1	1	1	1	1	1
	2	2	2	2	2	
	3	3	3	3	3	
	8	12	8	4	4	
	1	1	1	1	1	1
	2	2	2	2	2	2
	3	3	3	3	3	3
	20	20	4	52	4	

White.

Blue.

Note: In warping, we generally warp one-half of a streak first, that when sewed together, it will make one entire streak. Cording as *the Hinge*.

3. THE EXPRESS.

	B			B		
	1	1	1	1	1	1
	2	2	2	2	2	2
	3	3	3	3	3	3
	4	4	8	12	8	
	1	1	1	1	1	
	2	2	2	2	2	
	3	3	3	3	3	
	4	36	4	12	12	

Black.

White.

Note. All drafts of this kind, are corded after the manner annexed to *the Hinge*.

WEAVER'S ASSISTANT.

4. THE PARTY.

E	C		C	B
1	1	1	1	1
2	2	2	2	2
3	3	3	3	3
20	4	20	8	8
1	1	1	1	1
2	2	2	2	2
3	3	3	3	3
8	8	8	28	8
Black.		White.		

5. THE CENTER.

E	C		C	B
1	1	1	1	1
2	2	2	2	2
3	3	3	3	3
12	4	12	4	4
1	1	1	1	1
2	2	2	2	2
3	3	3	3	3
12	4	12	36	4

6. THE SUN-FLOWER.

C		C
1	1	1
2	2	2
3	3	3
4	24	12
1	1	1
2	2	2
3	3	3
52	52	12

7. THE WILDERNESS.

	1		1		1		1	c	1		1		1
	2		2		2		2		2		2		2
	3		3		3		3		3		3		3
	12		4		12		24		8		8		8
	1		1		1		1		1		1		1
	2		2		2		2		2		2		2
	3		3		3		3		3		3		3
	68		8		8		68		8		8		8

Note. The warp of this is all of white, and the fillen blue.

8. LITTLE SUN-FLOWER.

			1		1		1		1		1		1
			2		2		2		2		2		2
			3		3		3		3		3		3
			8		8		36		4		4		16
			1		1		1		1		1		1
			2		2		2		2		2		2
			3		3		3		3		3		3
			8		28		8		8		4		8

White.

Black.

10. SOLOMON'S TEMPLE.

			1		1		1
			2		2		2
			3		3		3
			16		4		16
			1		1		1
			2		2		2
			3		3		3
			80		8		80
	Ends full.			Warp white.			

9. THE DIRECT.

			1		1		1
			2		2		2
			3		3		3
			28		12		28
			1		1		1
			2		2		2
			3		3		3
			12		12		40
			4		4		40
				The warp white.			

5. THE VILLAGE DRAFT.

1	1	1	1	1	1	1	1	1	1		
2	2	2	2	2	2	2	2	2	2		
3	3	3	3	3	3	3	3	3	3		
20	8	8	20	4	20	8	8	20			
	1	1	1	5	1	1	1	1	1	1	
	2	2	2	6	2	2	2	2	2	2	
	3	3	3	7	3	3	3	3	3	3	
	12	4	12	40	4	12	4	12	40		

6. THE CITY DRAFT.

E								C		B	
1	1	1	1	1	1	1	1	1	1		
2	2	2	2	2	2	2	2	2	2		
3	3	3	3	3	3	3	3	3	3		
20	12	8	8	12	20	4	4				
	1	1	1	1	1	1	1	1	1	1	
	2	2	2	2	2	2	2	2	2	2	
	3	3	3	3	3	3	3	3	3	3	
	12	12	8	12	12	40	4	40			

SCRATCH DIAMOND.

0	0			0	0	0		7	8	7	7	1				
0				0	0	0		1	6	1	7	6	1	6	2	
				0	0	0	0		2	5	2	6	5	2	5	3
				0	0	0	0		3	4	3	5	4	3	4	4
				0	0	0	0		4	3	4	4	3	4	3	5
				0	0	0	0		5	2	5	3	2	5	2	6
				0	0	0	0		6	1	6	2	1	6	1	7
				0	0	0			7		7	1		7		8

WEAVER'S ASSISTANT.

										WEAVER'S ASSISTANT.																														
00000 0										11 11 121212 5 5 5 5 5 11 11 11 11 11 11 11 11 11 11 11 11																														
10	0	0	0	0	0	0	0	0	0	1	10	1	0	1	1	11	11	4	1	4	1	4	1	4	1	4	1	10	1	10	1	10	1	10	2	2				
0	0	0	0	0	0	0	0	0	0	2	9	2	9	2	10	10	10	3	2	3	2	3	2	3	2	3	2	9	2	9	2	9	3	3	3	3				
0	0	0	0	0	0	0	0	0	0	3	8	3	8	3	9	9	9	2	3	2	3	2	3	2	3	8	3	8	3	8	3	8	4	4	4	4	4			
0	0	0	0	0	0	0	0	0	0	4	7	4	7	4	8	8	8	1	4	1	4	1	4	1	4	7	4	7	4	7	4	7	4	7	5	5	5	5		
0	0	0	0	0	0	0	0	0	0	5	6	5	6	5	7	7	7	5	5	5	5	5	5	5	5	6	5	6	5	6	5	6	5	6	6	6	6	6		
0	0	0	0	0	0	0	0	0	0	1	4	1	4	1	4	7	7	4	7	4	7	4	7	4	7	4	7	4	7	4	7	4	7	4	7	7	7	7		
0	0	0	0	0	0	0	0	0	0	2	3	2	3	2	3	8	8	3	8	3	8	3	8	3	8	4	4	4	4	4	4	4	4	4	8	8	8	8	8	
0	0	0	0	0	0	0	0	0	0	3	2	3	2	3	2	9	9	2	9	2	9	2	9	3	3	3	3	3	3	3	3	3	3	3	9	9	9	9	9	
0	0	0	0	0	0	0	0	0	0	4	1	4	1	4	1	10	1	10	1	10	1	10	1	10	2	2	2	2	2	2	2	2	2	10	1	10	1	10	10	10
0	0	0	0	0	0	0	0	0	0	5	5	5	5	5	11	11	11	11	11	11	11	11	11	11	11	11	11	11	11	11	11	11	11	11	11	11	11	11	11	

Note. This is a good figure. Tread as you draw, and draw three in a split.

WEAVER'S ASSISTANT.
THE BLAZING STAR.

	8	1	1	1	1	1	B
	3	2	2	2	2	2	2
	2	3	3	3	3	3	3
	1	4	8	12	20	32	
	8	5	1	1	1	1	
	3	6	2	2	2	2	
	2	7	3	3	3	3	
	1	8	8	12	20	32	
		9	1	1	1	1	
		10	2	2	2	2	
		11	3	3	3	3	
		12	8	12	20	32	

	0 0 0 0	0	0	F	32	20	12		
	0	0	0	0	3	3	3		
	0	0	0	0	2	2	2		
	0	0	0	0	1	1	1		
		0	0	0	0	32	20	12	
		0	0	0	0	3	3	3	
		0	0	0	0	2	2	2	
		0	0	0	0	1	1	1	
		0		0	0	0	32	20	12
		0		0	0	0	3	3	3
		0		0	0	0	2	2	2
		0		0	0	0	1	1	1

Note. This is a fine large figure for table linen, and is highly approved. Tread as you draw, and draw three threads in a split.

DIAPER ON FIFTEEN SHADES.

												B			
14						4			14			1			
				1	13							3	1	13	2
				2	12							2	2	12	3
				3	11							1	3	11	4
				4	10							4		10	5
				5	9				4	1			9	6	
				6	8				1	3	2			8	7
				7	7				2	2	3			7	8
				8	6				3	1	4			6	9
				9	5				4		5			5	10
4		4		10	4		4	1						4	11
3	1	3		11	3	1	3	2						3	12
2	2	2		12	2	2	2	3						2	13
1	3	1		13	1	3		4						1	14
	4			14		4		5							15
5 times				4 tim.		5 times.			5 times.			5 tim.		4 tim.	

												E	
0 0 0 0				0		0		4		5			
0	0	0	0	0		0		3	1	4			
0	0	0	0	0		0		2	2	3			
0	0	0	0	0		0		1	3	2			
0	0	0	0	0		0		4	1				
			0	0		0				4	5		
			0	0	0	0	0			3	1	4	
			0	0	0	0	0			2	2	3	
			0	0	0	0	0			1	3	2	
			0	0	0	0	0			4	1		
			0			0	0	0	0				
			0			0	0	0	0				
			0			0	0	0	0				
			0			0	0	0	0				
			0			0	0	0	0				
5 times.				5 times.									

Note. This is a very handsome figure, and a damask flourish.

DIAPER ON SIXTEEN SHADES.

0 0 0 0 0				0 0				R	16 7				15 1						
0				0	0	0	0	0					1	5	6	1	14	2	
				0	0	0	0	0					2	4	5	2	13	3	
				0	0	0	0	0					3	13	4	3	12	4	
				0	0	0	0	0					4	12	3	4	11	5	
				0	0	0	0	0					5	11	2	5	10	6	
				0	0	0	0	0					6	10	1	6	9	7	
				0	0	0	0	0					7	9		7	8	8	
				0	0	0	0	0					7	8	8		7	9	
				0	0	0	0	0					1	6	9	7		6	10
				0	0	0	0	0					2	5	10	6		5	11
				0	0	0	0	0					3	4	11	5		4	12
				0	0	0	0	0					4	3	12	4		3	13
				0	0	0	0	0					5	2	13	3		2	14
				0	0	0	0	0					6	1	14	2		1	15
				0	0	0	0	0					7		15	1			6
												6 times.	4 tim	6 tim	4 tim.				

Note. This is a fine large conspicuous figure.

DRAFT TO WEAVE A BAG WHOLE, IRISH STITCH.

0 0 0				0 0 0				9				1						
0				0	0	0	0	0					13			5		
				0	0	0	0	0					15	11				
				0	0	0	0	0							7		3	
				0	0	0	0	0	0	0	0	0			10			2
				0	0	0	0	0	0	0	0	0			14		6	
				0	0	0	0	0	0	0	0	0	0	0	16	12		
				0	0	0	0	0	0	0	0	0				8		4

Regular. Take up.

Note. This may be performed with eight treadels by double treading, which is attended with some difficulty. This method is therefore preferred.

WEAVER'S ASSISTANT.

BORDER.

Σ				B		
				1	1	1
				3	3	
				2	2	
				8	8	
				1	1	1
				3	3	3
				2	2	2
				8	16	8
1	1	1	1			
3	3	3	3			
2	2	2	2			
8	8	8	8			
	1	1	1			
	3	3	3			
	2	2	2			
	8	16	8			

0	0	0	0	0	0	0	0	0	0
0	0	0	0	0	0	0	0	0	0
	0		0		0	0	0		0
0		0		0	0	0	0	0	0
0	0	0	0	0	0	0	0		0
	0		0		0		0	0	0
0		0		0		0		0	0
		0	0	0	0	0	0	0	0
	0		0	0	0	0	0	0	0
	0	0	0		0		0		0
0	0	0	0		0		0		0
0	0	0		0	0	0	0	0	0
	0		0	0	0	0		0	0
0		0	0	0	0		0		0

Take up.

2. DOUBLE CARPET COVERLET ON SIXTEEN SHADES.

R										B									
1										1									
			3										3						
			2										2						
			64										64						
		1		1								1		1					
		3		3								3		3					
		2		2								2		2					
		16		8								16		8					
	1				1		1		1		1				1		1		1
	3				3		3		3		3				3		3		3
	2				2		2		2		2				2		2		2
	16				8		8		8		8				8		8		8
	1				1		1		1		1				1		1		1
	3				3		3		3		3				3		3		3
	2				2		2		2		2				2		2		2
	32				16		16		16		16				16		16		16

S										s									
			1			1							1			1			
			3			3							3			3			
			2			2							2			2			
			16			16							16			16			
	1			1			1		1		1			1			1		1
	3			3			3		3		3			3			3		3
	2			2			2		2		2			2			2		2
	16			8			8		16		8			8			8		8
	1			1			1		1		1			1			1		1
	3			3			3		3		3			3			3		3
	2			2			2		2		2			2			2		2
	32			16			32		32		16			16			16		16

OBSERVATIONS
ON
DRAFT PAINTING.



DRAFT PAINTING, is the art of delineating the whole of a draft, representing the whole figure, exactly as it will appear when wove; and is generally drawn first, miniaturely with a pencil on a slate, and then taken off more conspicuously on paper with a hair pencil, or pen.

The *Rule* for performing it, for *floating work coverlets*, is as follows :

First, cast your eye along the draft, and observe the highest number, designated by the *numbering figure* in the draft; which in *floating work coverlets*, never ought to exceed ten. Then (if you have not a scale and dividers by you.) take any convenient distance, (generally less than an inch,) and divide it into as many equal parts, as the highest *numbering figure* denotes. Then take from your guage, or scale the distance of as many of those parts, as is contained in number in the first bar of your draft, beginning at the right hand, and draw a line, at equal distance, (from a line previously drawn,) at full length, across the sheet or slate, carefully observing on which shades the figures are placed;—if on the first and second, place the letter N (signifying *near shades*) between your lines, both at the bottom and top: then take the next bar, and observe the highest numbering figure in *that* likewise, and take the distance from your guage, drawing another line parallel to your last, equal to the distance taken, observing on which shades the figures in this bar are placed. If on the second and third, place the letter M between the two last lines, signifying *middle shades*—follow this rule through your draft, placing the letter F for the third and fourth shades,

and the letter E for the first and fourth, taking every bar, one after another, until you finish your draft.

Having gone through your draft, and taken every distance, as expressed by the highest figure in each bar, turn your paper, and cross every line in exactly the same manner as you proceeded the first time over, placing the letters N, M, F, and E, as they occur, occasionally, as before. Having thus delineated your draft, your next step is to *paint* it. To perform which, you must observe the letters that is placed between the two upper lines on your paper. If the letter N follow across the two lines beginning at your right hand, fill every square or check wherever you find the letter N placed. Then take the next lines, and fill every square, according to the letter placed at the ends of the line, and so continue through the whole of your delineation, and you will have the exact figure, as the draft will make when wove.

Note. By attending to this rule, many diaper drafts may be painted.

APPENDIX.

A TABLE,

EXHIBITING AT ONE VIEW,

*The number of Yards, any number of Runs from 5 to 60, will
warp to every even number of Beers, from 14 to 60.*

EXPLANATION OF THE TABLE.

THE left hand column of each page, contains the number of Runs, which, for conveniency, is continued on the three first pages of the Table, as high as 32; and the other pages continues the Table, from 33 to 60 Runs. The number of Beers is expressed at the head of each column.

EXAMPLES.

How many Yards will 20 Runs warp to 30 Beers?—Look along down your left hand column until you come to 20; then follow the line across the page, until you come into the up and down column, where stands at the top the number of Beers you seek, namely, 30; and we find 25 yards, and 12 Nots over.

Again, suppose we would know how many Yards 35 Runs will warp to 40 Beers. Look 35 on the page, in the left hand column as before; then run across till you come into the column, at the head of which stands 40, and you have 35 yards and 7 nots over.

	<i>Beers</i> 14		<i>Beers</i> 16		<i>Beers</i> 18		<i>Beers</i> 20		<i>Beers</i> 22		<i>Beers</i> 24		<i>Beers</i> 26		<i>Beers</i> 28		<i>Beers</i> 30	
	<i>Yards.</i>	<i>Nois.</i>	<i>Yards.</i>	<i>Nois.</i>	<i>Yards.</i>	<i>Nois.</i>	<i>Yards.</i>	<i>Nois.</i>	<i>Yards.</i>	<i>Nois.</i>	<i>Yards.</i>	<i>Nois.</i>	<i>Yards.</i>	<i>Nois.</i>	<i>Yards.</i>	<i>Nois.</i>	<i>Yards.</i>	<i>Nois.</i>
5	13	2	11	6	10	5	9	5	8	8	8	0	7	5	6	13	6	7
6	16	0	14	1	12	6	11	4	10	5	9	7	8	12	8	4	7	11
7	18	5	16	4	14	7	13	3	12	2	11	2	10	5	9	9	9	0
8	21	2	18	7	16	8	15	2	13	10	12	10	11	11	11	0	0	5
9	24	0	21	1	18	9	17	1	15	7	14	5	13	4	12	6	11	9
10	26	5	23	4	21	0	19	0	17	4	16	0	14	11	13	11	12	14
11	29	2	25	7	23	1	20	10	19	1	17	7	16	4	15	2	14	3
12	32	0	28	2	25	2	22	9	20	10	19	2	17	10	16	8	15	7
13	34	5	30	5	27	3	24	8	22	7	20	10	19	3	17	13	16	12
14	37	2	32	8	29	4	26	7	24	4	22	5	20	10	19	4	18	1
15	40	0	35	2	31	5	28	6	26	1	24	0	22	3	20	10	19	5
16	42	5	37	5	33	6	30	5	27	9	25	7	23	9	22	1	20	10
17	45	2	40	0	35	7	32	4	29	6	27	2	25	5	23	6	21	14
18	48	0	42	3	37	8	34	3	31	3	28	10	26	9	24	12	23	3
19	50	5	44	6	40	0	36	2	33	0	30	5	28	2	26	3	24	8
20	53	2	47	0	42	1	38	1	34	9	32	0	29	8	27	8	25	12
21	56	0	49	3	44	2	40	0	36	6	33	7	31	1	28	14	27	1
22	58	5	51	6	46	3	41	9	38	3	35	2	32	8	30	5	28	6
23	61	2	54	1	48	4	43	8	40	0	36	10	34	1	31	10	29	10
24	64	0	56	4	50	5	45	7	41	8	38	5	35	7	33	1	30	15
25	66	5	58	7	52	6	47	6	43	5	40	0	37	0	34	7	32	4
26	69	2	61	1	54	7	49	5	45	2	41	7	38	7	35	12	33	8
27	72	0	63	4	56	8	51	4	46	11	43	2	40	0	37	3	34	13
28	74	5	65	7	58	9	53	3	48	8	44	10	41	6	38	9	36	2
29	77	2	68	2	61	0	55	2	50	5	46	5	42	13	40	0	37	6
30	80	0	70	5	63	1	57	1	52	2	48	0	44	6	41	3	38	11
31	82	5	72	8	65	2	59	0	53	10	49	7	45	12	42	11	40	0
32	85	2	75	2	67	3	60	10	55	7	51	2	47	5	44	2	41	4

	Beers. 32		Beers. 34		Beers. 36		Beers. 38		Beers. 40		Beers. 42		Beers. 44		Beers. 46		Beers. 48	
Runs.	Yards.	Yols.	Yards.	Yols.	Yards.	Yols.	Yards.	Yols.	Yards.	Yols.	Yards.	Yols.	Yards.	Yols.	Yards.	Yols.	Yards.	Yols.
5	5	15	5	10	5	5	5	0	4	16	4	12	4	8	4	4	4	0
6	7	1	6	12	6	6	6	0	5	15	5	10	5	5	5	0	4	20
7	8	4	7	14	7	7	7	0	6	14	6	8	6	2	5	20	5	15
8	9	7	8	16	8	8	8	0	7	13	7	6	6	22	6	16	6	10
9	10	10	10	0	9	9	9	0	8	12	8	4	7	19	7	12	7	5
10	11	13	11	2	10	10	10	0	9	11	9	2	8	16	8	8	8	0
11	12	16	12	4	11	11	11	0	10	10	10	0	9	13	9	4	8	20
12	14	2	13	6	12	12	12	0	11	9	10	20	10	10	10	0	9	15
13	15	5	14	8	13	13	13	0	12	8	11	16	11	7	10	20	10	10
14	16	8	15	10	14	14	14	0	13	7	12	16	12	4	11	16	11	5
15	17	11	16	12	15	15	15	0	14	6	13	14	13	1	12	12	12	0
16	18	14	17	14	16	16	16	0	15	5	14	12	13	2	13	8	12	20
17	20	0	18	16	17	17	17	0	16	4	15	10	14	18	14	4	13	15
18	21	3	20	0	18	18	18	0	17	3	16	8	15	15	15	0	14	10
19	2	6	21	2	20	0	19	0	18	2	17	5	16	12	15	20	15	5
20	23	9	22	4	21	1	20	0	19	1	18	4	17	9	16	16	16	0
21	24	12	23	6	22	2	21	0	20	0	19	2	18	6	17	12	16	20
22	25	15	24	8	23	3	22	0	20	20	20	0	19	3	18	8	17	15
23	27	1	25	10	24	4	23	0	21	19	20	20	20	0	9	4	18	10
24	28	4	26	12	25	5	24	0	22	18	21	18	20	20	20	0	19	5
25	29	7	27	14	26	6	25	0	23	17	22	16	21	17	20	20	20	0
26	30	10	28	16	27	7	26	0	24	16	23	14	22	14	21	16	20	20
27	31	13	30	0	28	8	27	0	25	15	24	12	23	11	22	12	21	15
28	32	16	31	2	29	9	28	0	26	14	25	10	24	8	23	8	22	10
29	34	2	32	4	30	10	29	0	27	13	26	8	25	5	24	4	23	5
30	35	5	33	6	31	11	30	0	28	12	27	6	26	2	25	0	24	0
31	36	8	34	8	32	12	31	0	29	11	28	4	26	22	25	20	24	20
32	37	11	35	10	33	13	32	0	30	10	29	2	27	19	26	16	25	15

APPENDIX.

Runs.	Beers 50		Beers 52		Beers 54		Beers 56		Beers 58		Beers 60	
	Yards.	Nois.	Yards.	Nois.	Yards.	Nois.	Yards.	Nois.	Yards.	Nois.	Yards.	Nois.
5	3	22	3	16	3	13	3	10	3	7	3	4
6	4	16	4	8	4	4	4	0	3	27	3	24
7	5	10	5	0	4	24	4	20	4	16	4	12
8	6	4	5	20	5	15	5	10	5	5	5	0
9	6	24	6	12	6	6	6	0	5	25	5	20
10	7	18	7	4	6	26	6	20	6	14	6	8
11	8	12	7	24	7	17	7	10	7	3	6	28
12	9	6	8	16	8	8	8	0	7	23	7	16
13	10	0	9	8	8	28	8	20	8	12	8	4
14	10	20	10	0	9	19	9	10	9	1	8	24
15	11	14	10	20	10	10	10	0	9	21	9	12
16	12	8	11	12	11	1	10	20	10	10	10	0
17	13	2	12	4	11	21	11	10	10	30	10	20
18	13	22	12	24	12	12	12	0	11	19	11	8
19	14	16	13	16	13	3	12	20	12	8	11	28
20	15	10	14	8	13	23	13	10	12	28	12	16
21	16	4	15	0	14	14	14	0	13	17	13	4
22	16	24	15	20	15	5	14	20	14	6	13	24
23	17	18	16	12	15	25	15	10	14	26	14	12
24	18	12	17	4	16	16	16	0	15	15	15	0
25	19	6	17	24	17	7	16	20	16	4	15	20
26	20	0	18	16	18	27	17	10	16	24	16	8
27	20	20	19	8	19	18	18	0	17	13	16	28
28	21	14	20	0	20	9	18	20	18	2	17	16
29	22	8	20	20	20	0	19	10	18	22	18	4
30	23	2	21	12	20	20	20	0	19	11	18	24
31	23	22	22	4	21	11	20	20	20	0	19	12
32	24	16	22	24	22	2	21	10	20	20	20	0

Runs.	Beers. 14		Beers. 16		Beers. 18		Beers. 20		Beers. 22		Beers. 24		Beers. 26		Beers. 28	
	Yards.	Nois.	Yards.	Nois.	Yards.	Nois.	Yards.	Nois.	Yards.	Nois.	Yards.	Nois.	Yards.	Nois.	Yards.	Nois.
33	88	0	77	5	69	4	62	9	57	4	52	10	48	12	45	7
34	90	5	80	0	71	5	64	8	59	1	54	5	50	8	45	13
35	93	2	82	3	73	6	66	7	60	10	56	0	51	11	43	7
36	96	0	84	6	75	7	68	6	62	7	57	7	53	4	49	9
37	98	5	87	0	77	8	70	5	64	4	59	2	54	11	51	0
38	101	2	89	3	80	0	72	4	66	1	60	10	56	4	52	6
39	104	0	91	6	82	1	74	3	67	9	62	5	57	10	53	11
40	106	5	94	1	84	2	76	2	69	5	64	0	59	3	55	2
41	109	2	96	4	86	3	78	1	71	3	65	7	60	10	56	8
42	112	0	98	7	88	4	80	0	73	0	67	2	62	8	57	13
43	114	5	101	1	90	5	81	9	74	9	68	10	63	9	59	4
44	117	2	103	4	92	6	83	8	76	6	70	5	65	5	60	10
45	120	0	105	7	94	7	85	7	78	3	72	0	66	9	62	1
46	122	5	108	2	96	8	87	6	80	0	73	7	68	2	63	6
47	125	2	110	5	98	9	89	5	81	8	75	2	69	8	64	12
48	128	0	112	8	101	0	91	4	83	5	76	10	71	1	66	3
49	130	5	115	2	103	1	93	3	85	2	78	5	72	8	67	8
50	133	2	117	5	105	2	95	2	86	11	80	0	74	1	68	14
51	136	0	120	0	107	3	97	1	88	8	81	7	75	7	70	5
52	138	5	122	3	109	4	99	0	90	5	83	2	77	0	71	10
53	141	2	124	6	111	5	100	10	92	2	84	10	78	7	73	1
54	144	0	127	0	113	6	102	9	93	10	86	5	80	0	74	7
55	146	5	129	3	115	7	104	8	95	7	88	0	81	6	75	12
56	149	2	131	6	117	8	106	7	97	4	89	7	82	13	77	3
57	152	0	134	1	120	0	108	6	99	1	91	2	84	6	78	9
58	154	5	136	4	122	1	110	5	100	10	92	10	85	12	80	5
59	157	2	138	7	124	2	112	4	102	7	94	5	87	5	81	3
60	160	0	141	1	126	3	114	3	104	4	96	6	88	10	82	11

	<i>Beers</i>		<i>Beers</i>		<i>Beers</i>		<i>Beers</i>		<i>Beers</i>		<i>Beers</i>		<i>Beers</i>	
	30	32	34	36	38	40	42	44	46	48	50	52	54	56
<i>Russ.</i>	<i>Yards.</i>	<i>Yols.</i>	<i>Yards.</i>	<i>Yols.</i>	<i>Yards.</i>	<i>Yols.</i>	<i>Yards.</i>	<i>Yols.</i>	<i>Yards.</i>	<i>Yols.</i>	<i>Yards.</i>	<i>Yols.</i>	<i>Yards.</i>	<i>Yols.</i>
33	42	9 38	14	36	12 34	14 33	0 31	9 30	0 28	16	27	12		
34	43	13 40	0	37	14 35	15 34	0 32	8 30	20 29	13	28	8		
35	45	2 41	3	38	16 36	16 35	0 33	7 31	18 30	10	29	4		
36	46	7 42	6	40	0 37	17 36	0 34	6 32	16 31	7	30	0		
37	47	11 43	9	41	2 38	18 37	0 35	5 33	14 32	4	30	20		
38	49	0 44	12	42	4 40	0 38	0 36	4 34	12 33	1	31	16		
39	50	5 45	15	43	6 41	1 39	0 37	3 35	10 33	21	32	12		
40	51	9 47	1	44	8 42	2 40	0 38	2 36	8 34	18	33	8		
41	52	14 48	4	45	10 43	3 41	0 39	1 37	6 35	15	34	4		
42	54	3 49	7	46	12 44	4 42	0 40	0 38	4 36	12	35	0		
43	55	7 50	10	47	14 45	5 43	0 40	20 39	2 37	9	35	20		
44	56	12 51	13	48	16 46	6 44	0 41	19 40	0 38	6	36	16		
45	58	1 52	16	50	0 47	7 45	0 42	18 40	20 39	3	37	12		
46	59	5 54	2	51	2 48	8 46	0 43	17 41	18 40	0	38	8		
47	60	10 55	5	52	4 49	9 47	0 44	16 42	16 40	20	39	4		
48	61	14 56	8	53	6 50	10 48	0 45	15 43	14 41	17	40	0		
49	63	3 57	11	54	8 51	11 49	0 46	14 44	12 42	14	40	20		
50	64	8 58	14	55	10 52	12 50	0 47	13 45	10 43	11	41	16		
51	65	12 60	0	56	12 53	13 51	0 48	12 46	8 44	8	42	12		
52	67	1 61	3	57	14 54	14 52	0 49	11 47	6 45	5	43	8		
53	63	6 62	6	58	16 55	15 53	0 50	10 48	4 46	2	44	4		
54	69	10 63	9	60	0 56	16 54	0 51	9 49	2 46	22	45	0		
55	70	15 64	12	61	2 57	17 55	0 52	8 50	0 47	19	45	20		
56	72	4 65	15	62	4 58	18 56	0 53	7 50	20 48	16	46	16		
57	73	8 67	1	63	6 60	0 57	0 54	6 51	18 49	13	47	12		
58	74	13 68	4	64	8 61	1 58	0 55	5 52	16 50	10	48	8		
59	76	2 69	7	65	10 62	2 59	0 56	4 53	14 51	7	49	4		
60	77	6 70	10	66	12 63	3 60	0 57	3 54	12 52	4	50	0		

	<i>Beers</i>		<i>Beers</i>		<i>Beers</i>		<i>Beers</i>		<i>Beers</i>		<i>Beers</i>		<i>Beers</i>	
	30	32	34	36	38	40	42	44	46	Yards.	Yards.	Yards.	Yards.	
<i>Runs.</i>	<i>Yards.</i>	<i>Yards.</i>	<i>Yards.</i>	<i>Yards.</i>	<i>Yards.</i>	<i>Yards.</i>	<i>Yards.</i>	<i>Yards.</i>	<i>Yards.</i>	<i>Yards.</i>	<i>Yards.</i>	<i>Yards.</i>	<i>Yards.</i>	
33	42	9 38	14 36	12 34	14 33	0 31	9 30	0 28	16 27	12				
34	43	13 40	0 37	14 35	15 34	0 52	8 30	20 29	13 28	8				
35	45	2 41	3 38	16 36	16 35	0 33	7 31	18 30	10 29	4				
36	46	7 42	6 40	0 37	17 36	0 34	6 32	16 31	7 30	0				
37	47	11 43	9 41	2 38	18 37	0 35	5 33	14 32	4 30	20				
38	49	0 44	12 42	4 40	0 38	0 36	4 34	12 33	1 31	16				
39	50	5 45	15 43	6 41	1 39	0 37	3 35	10 33	21 32	12				
40	51	9 47	1 44	8 42	2 40	0 38	2 36	8 34	18 33	8				
41	52	14 48	4 45	10 43	3 41	0 39	1 37	6 35	15 34	4				
42	54	3 49	7 46	12 44	4 42	0 40	0 38	4 36	12 35	0				
43	55	7 50	10 47	14 45	5 43	0 40	20 39	2 37	9 35	20				
44	56	12 51	13 48	16 46	6 44	0 41	19 40	0 38	6 36	16				
45	58	1 52	16 50	0 47	7 45	0 42	18 40	20 39	3 37	12				
46	59	5 54	2 51	2 48	8 46	0 43	17 41	18 40	0 38	8				
47	60	10 55	5 52	4 49	9 47	0 44	16 42	16 40	20 39	4				
48	61	14 56	8 53	6 50	10 48	0 45	15 43	14 41	17 40	0				
49	63	3 57	11 54	8 51	11 49	0 46	14 44	12 42	14 40	20				
50	64	8 58	14 55	10 52	12 50	0 47	13 45	10 43	11 41	16				
51	65	12 60	0 56	12 53	13 51	0 48	12 46	8 44	8 42	12				
52	67	1 61	3 57	14 54	14 52	0 49	11 47	6 45	5 43	8				
53	63	6 62	6 58	16 55	15 53	0 50	10 48	4 46	2 44	4				
54	69	10 63	9 60	0 56	16 54	0 51	9 49	2 46	22 45	0				
55	70	15 64	12 61	2 57	17 55	0 52	8 50	0 47	19 45	20				
56	72	4 65	15 62	4 58	18 56	0 53	7 50	20 48	16 46	16				
57	73	8 67	1 63	6 60	0 57	0 54	6 51	18 49	13 47	12				
58	74	13 68	4 64	8 61	1 58	0 55	5 52	16 50	10 48	8				
59	76	2 69	7 65	10 62	2 59	0 56	4 53	14 51	7 49	4				
60	77	6 70	10 66	12 63	3 60	0 57	3 54	12 52	4 50	0				

	Beers 48		Beers 50		Beers 52		Beers 54		Beers 56		Beers 58		Beers 60	
	Runs.	Yards.	Yards.	Yols.	Yards.	Yols.	Yards.	Yols.	Yards.	Yols.	Yards.	Yols.	Yards.	Yols.
33	26	10	25	10	23	16	22	22	22	0	21	9	20	20
34	27	5	26	4	24	8	23	13	22	20	21	29	21	8
35	28	0	26	24	25	0	24	4	23	10	22	18	21	28
36	28	20	27	18	25	20	24	24	24	0	23	7	22	16
37	29	15	28	12	26	12	25	15	24	20	23	27	23	4
38	30	10	29	6	27	4	26	6	25	10	24	16	23	24
39	31	5	30	0	27	24	26	26	26	0	25	5	24	12
40	32	0	30	20	28	16	27	17	26	20	25	25	25	0
41	32	20	31	14	29	8	28	8	27	10	26	14	25	20
42	33	15	32	8	30	0	28	28	28	0	27	3	26	8
43	34	10	33	2	30	20	29	19	28	20	27	23	26	28
44	35	5	33	22	31	12	30	10	29	10	28	12	27	16
45	36	0	34	16	32	4	31	1	30	0	29	1	28	4
46	36	20	35	10	32	24	31	21	30	20	29	21	28	24
47	37	15	36	4	33	16	32	12	31	10	30	10	29	12
48	38	10	36	24	34	8	33	3	32	0	30	30	30	0
49	39	5	37	18	35	0	33	23	32	20	31	19	30	20
50	40	0	38	12	35	20	34	14	33	10	32	8	31	8
51	40	20	39	6	36	12	35	5	34	0	32	28	31	28
52	41	15	40	0	37	4	35	25	34	20	33	17	32	16
53	42	10	40	20	37	24	36	16	35	10	34	6	33	4
54	43	5	41	14	38	16	37	7	36	0	34	26	33	24
55	44	0	42	8	39	8	37	27	36	20	35	15	34	12
56	44	20	43	2	40	0	38	18	37	10	36	4	35	0
57	45	15	43	22	40	20	39	9	38	0	36	24	35	20
58	46	10	44	16	41	12	40	0	38	20	37	15	36	8
59	47	5	45	10	42	4	40	20	39	10	38	2	36	28
60	48	0	46	4	42	24	41	11	40	0	38	22	37	16

We may observe, that respecting the exact number of Nots required, to warp a Yard, to different numbers of Beers, a diversity of opinions exist among weavers; so that hardly any two agree together about it. And, indeed, this is not to be wondered at, when we consider, that the length of a piece, is materially affected, merely by the difference of weaving; for the same length of chain, if wove thin and slightly, and strained tight when weaving, will overgo considerably in length, what it would when wove firm and solid, and with a proper degree of tenseness. Besides, there is much variation in yarn, some will shrink considerable, whilst others will retain nearly its net length, after it is wove into cloth. These circumstances are not sufficiently attended to by weavers in general, and by many entirely overlooked. Now, were it not for these considerations, (particularly the latter,) we might, without any difficulty, fix on a standard from which there would be no variation; but as the case now stands, and as we have these difficulties to encounter, (besides others which might be mentioned,) we must, in some measure, have recourse to experience and observation, to assist us, in bringing the matter to a sufficient degree of exactness. It is necessary, however, that we should have proper data, from whence to make our calculation on this matter, and to found our tables. The course of many years practice, has convinced the Author, that the following RULE will be found to be, perhaps, as exact, if not more so, than any other.

THE RULE,

To determine how many Nots will warp a Yard, to any number of Beers.

Halve the number of Beers, and call them Nots; to which add as many threads as there are Beers.

EXAMPLE.

Let 40 Beers be the number. Then say, one half of 40 is 20; to which add 40. calling it threads, which makes one Not; which, added to 20, makes 21 Nots per Yard for 40 Beers; and so in like manner, for any other number.

In the formation of the preceding Table, this rule has been nearly adhered to, yet not invariably ; for in several instances where there were only a few threads variation in the ratio from a half, or whole Not, no particular account was taken in the casting of the odd threads, which would affect the work but in a very small degree, and perhaps have added nothing to the accuracy of it. The amount is set down to the nearest full Not ; and it may be observed, that in order that the above rule may hold good, every thread ought to measure six feet and two inches, which is the circumference of reels in general ; but some vary, and measure no more than six feet.

The above Table may be relied on, as being both correct and accurate. It will prove convenient and useful to every weaver, and save him much time, which would necessarily be employed in casting up the account for himself.

A TABLE,

SHOWING

*How many Bouts must be Warped, to make any even number of
Beers, from 14 to 60, with, from 10 to 30 Spools.*

This is a very ready and convenient Table, and will prove very serviceable to the warper. It will save him both time and trouble, which he would of necessity have to bestow, in the computation for himself.

There will be no difficulty in understanding this Table, it being on the same plan as the former. But it may be expedient to give an

EXAMPLE.

Suppose we would know how many Bouts we must Warp with 21 Spools to make 36 Beers. Look along down the left hand column, until you find 21; then run across the page, until you fall into the column, at the head of which stands the number of Beers you have in view, namely, 36; and you will find 32 Bouts and 24 Threads over.

Spools.	Beers. 14		Beers. 16		Beers. 18		Beers. 20		Beers. 22		Beers. 24		Beers. 26		Beers. 28		Beers. 30	
	Bouls.	Threads.	Bouls.	Threads.	Bouls.	Threads.	Bouls.	Threads.	Bouls.	Threads.	Bouls.	Threads.	Bouls.	Threads.	Bouls.	Threads.	Bouls.	Threads.
10	26	12	30	8	34	4	38	0	41	16	45	12	49	8	53	4	57	0
11	24	4	27	14	31	2	34	12	38	0	41	10	44	20	48	8	51	18
12	22	4	25	8	28	12	31	16	34	20	38	0	41	4	44	8	47	12
13	20	12	23	10	26	8	29	6	32	4	35	2	38	0	40	24	43	22
14	19	0	21	20	24	12	27	4	29	24	32	16	35	8	38	0	40	20
15	17	22	20	8	22	24	25	10	27	26	20	12	32	28	35	14	38	0
16	16	20	19	0	21	12	23	24	26	4	28	16	30	28	33	8	35	20
17	15	22	17	30	20	4	22	12	24	20	26	28	29	2	31	10	33	18
18	14	28	16	32	19	0	21	4	23	8	25	12	27	16	29	20	31	24
19	14	0	16	0	18	0	20	0	22	0	24	0	26	0	28	0	30	0
20	13	12	15	8	17	4	19	0	20	36	22	32	24	28	26	24	28	20
21	12	28	14	20	16	12	18	4	19	38	21	30	23	22	25	14	27	6
22	12	4	13	36	15	24	17	12	19	0	20	32	22	20	24	8	25	40
23	11	20	13	10	14	40	16	24	18	8	19	38	21	22	23	6	24	36
24	11	4	12	32	14	12	15	40	17	20	19	0	20	28	22	8	23	36
25	10	32	12	8	13	34	15	10	16	36	18	12	19	38	21	14	22	40
26	10	6	11	36	13	8	14	32	16	4	17	28	19	0	20	24	21	48
27	9	46	11	14	12	36	14	4	15	26	16	48	18	16	19	58	21	6
28	9	28	10	48	12	12	13	32	14	52	16	16	17	36	19	0	20	26
29	9	10	10	28	11	46	13	6	14	24	15	42	17	2	8	20	19	38
30	8	52	10	8	11	24	12	40	13	56	15	12	16	28	17	44	19	0

	Beers. 32		Beers. 34		Beers. 36		Beers. 38		Beers. 40		Beers. 42		Beers. 44		Beers. 46		Beers. 48	
Shoos.	Bouts.	Threads.	Bouts.	Threads.	Bouts.	Threads.	Bouts.	Threads.	Bouts.	Threads.	Bouts.	Threads.	Bouts.	Threads.	Bouts.	Threads.	Bouts.	Threads.
10	60	16	64	12	68	8	72	4	76	0	79	16	83	12	87	8	91	4
11	55	6	58	16	62	4	65	14	69	2	72	12	76	0	79	10	82	20
12	50	16	53	20	57	0	60	4	63	8	66	12	69	16	72	20	76	0
13	46	20	49	18	52	16	55	14	58	12	61	10	64	8	67	6	70	4
14	43	12	46	4	48	24	51	16	54	8	57	0	59	20	62	12	65	4
15	40	16	43	2	45	18	48	4	50	20	53	6	55	22	58	8	60	24
16	38	0	40	12	42	24	45	4	47	16	49	28	52	8	54	20	57	0
17	35	26	38	0	40	8	42	16	44	24	46	32	49	6	51	14	53	22
18	33	28	35	32	38	0	40	4	42	8	44	12	46	16	48	20	50	24
19	32	0	31	0	36	0	38	0	40	0	42	0	44	0	46	0	48	0
20	30	16	32	12	34	8	36	4	38	0	39	36	41	32	43	28	45	24
21	28	40	30	32	32	24	34	16	36	8	38	0	39	34	41	26	43	18
22	27	28	29	16	31	4	32	36	34	24	36	12	38	0	39	32	41	20
23	26	20	28	4	29	34	31	18	33	2	34	32	36	16	38	0	39	30
24	25	16	26	44	28	24	30	4	31	32	33	12	34	40	36	20	38	0
25	24	16	25	42	27	18	28	44	30	20	31	46	33	22	34	48	36	24
26	23	20	24	44	26	16	27	40	29	12	30	36	32	8	33	32	35	4
27	22	28	23	50	25	18	26	40	28	8	29	30	30	52	32	20	33	42
28	21	40	23	4	24	24	25	44	27	8	28	28	29	48	31	12	32	32
29	20	56	22	16	23	34	24	52	26	12	27	30	28	48	30	8	31	26
30	20	16	21	32	22	48	24	4	25	20	26	36	27	52	29	8	30	24

APPENDIX.

Spools.	Beers. 50		Beers. 52		Beers. 54		Beers. 56		Beers. 58		Beers. 60	
	Bouls.	Threads.	Bouls.	Threads.	Bouls.	Threads.	Bouls.	Threads.	Bouls.	Threads.	Bouls.	Threads.
10	95	0	98	16	102	12	106	8	110	4	114	0
11	86	8	89	18	93	6	96	16	100	4	103	14
12	79	4	82	3	85	12	88	16	91	20	95	0
13	73	2	76	0	78	24	81	22	84	20	87	18
14	67	24	70	16	73	8	76	0	78	20	81	12
15	63	10	65	26	68	12	70	28	73	14	76	0
16	59	12	61	24	64	4	66	16	68	28	71	2
17	55	30	58	4	60	12	62	20	64	28	67	2
18	52	28	54	32	57	0	59	4	61	8	63	12
19	50	0	52	0	54	0	56	0	58	0	60	0
20	47	20	49	16	51	12	53	8	55	4	57	0
21	45	10	47	2	43	36	50	28	52	20	54	12
22	43	8	44	40	46	28	48	16	50	4	51	56
23	41	14	42	44	44	28	46	12	47	42	49	26
24	39	28	41	8	42	36	44	16	45	44	47	24
25	38	0	39	26	41	2	42	28	44	4	45	30
26	36	28	38	0	39	24	40	48	42	20	43	44
27	35	10	36	32	38	0	39	22	40	44	42	12
28	33	52	35	16	36	36	38	0	39	20	40	40
29	32	44	34	4	35	32	36	40	38	0	39	18
30	31	40	32	56	34	12	35	28	36	44	38	0

A TABLE,

SHOWING

*The number of Threads contained in every number of Beers,
from 1 to 60.*

Beers.	Threads.	Beers.	Threads.
1	38	31	1178
2	76	32	1216
3	114	33	1254
4	152	34	1292
5	190	35	1330
6	228	36	1368
7	266	37	1406
8	304	38	1444
9	342	39	1482
10	380	40	1520
11	418	41	1558
12	456	42	1596
13	494	43	1634
14	532	44	1672
15	570	45	1710
16	608	46	1748
17	646	47	1786
18	684	48	1824
19	722	49	1862
20	760	50	1900
21	798	51	1938
22	836	52	1976
23	874	53	2014
24	912	54	2052
25	950	55	2090
26	988	56	2128
27	1026	57	2166
28	1064	58	2204
29	1102	59	2242
30	1140	60	2280

Note. This Table, as well as the preceding, is computed at 38 Threads to a Beer; a standard, by which Reeds are generally made. Most weavers, therefore, fix on this number, as a foundation on which they build their calculations on this subject. A practice, however, almost, or quite universal, prevails at factories, of reckoning 40 Threads to a Beer; a number in every respect preferable to the former. But it is a matter much to be doubted, whether this number will ever be adopted, so as to become an invariable standard.

CONTENTS.



	Page
<i>Explanation of Terms,</i> - - - - -	5
<i>Representation of a Work on two Leaves,</i> - - - - -	7
<i>Do. do. on four Leaves,</i> - - - - -	ib.
<i>Different Operations on three Leaves,</i> - - - - -	8
<i>Different Methods of Drawing on four Leaves,</i> - - - - -	ib.
<i>Manner of Cording, corresponding with the 19 Methods of Drawing,</i> - - - - -	9
<i>Method of performing Plane Cloth, answering to the above,</i> - - - - -	ib.
<i>Treble Cording on four Leaves,</i> - - - - -	10
<i>Draft of Kersey, or Kerseymere,</i> - - - - -	11
— <i>Bed-tick</i> - - - - -	ib.
— <i>Diamond Kersey,</i> - - - - -	ib.
— <i>M.'s and O.'s,</i> - - - - -	12
— <i>N.'s and O.'s,</i> - - - - -	ib.
— <i>Irish Stich,</i> - - - - -	ib.
— <i>Huckaback,</i> - - - - -	13
— <i>Morris Diaper,</i> - - - - -	ib.
<i>Small Morris Diaper,</i> - - - - -	ib.
<i>Bag Whole, (Plane Cloth),</i> - - - - -	14
<i>Fustian,</i> - - - - -	ib.
<i>Kersey Net,</i> - - - - -	ib.
<i>Vest Pattern,</i> - - - - -	ib.
<i>Swansdown,</i> - - - - -	15
<i>Floating Work Coverlet,</i> - - - - -	ib.
<i>Irish Delight,</i> - - - - -	ib.
<i>Royal Beauty,</i> - - - - -	16
<i>Beauty,</i> - - - - -	ib.
<i>Snow Draft,</i> - - - - -	ib.
<i>Friend's Fancy Diamond,</i> - - - - -	ib.
<i>The Fair,</i> - - - - -	ib.
<i>The Ladies Delight,</i> - - - - -	17
<i>The Wonder,</i> - - - - -	ib.
<i>Double Rings,</i> - - - - -	ib.

	Page
<i>The Grand Spy,</i>	81
<i>Single Compass,</i>	ib.
<i>The Fancy,</i>	ib.
<i>Square China, with a Double Circle,</i>	19
<i>Double Rose,</i>	ib.
<i>Church Windows,</i>	20
<i>Compass Work,</i>	ib.
<i>Diamond Coverlet,</i>	ib.
<i>Bird's-eye Coverlet,</i>	ib.
<i>The German Draft,</i>	21
<i>Diapers on five Shades,</i>	ib.
<i>English Diaper,</i>	ib.
<i>Fancy Diaper</i>	22
<i>Beautiful Figure,</i>	ib.
<i>New Figure,</i>	ib.
<i>Circular Figure,</i>	ib.
<i>Dimity Fustian,</i>	23
<i>Calimanco,</i>	ib.
<i>Shawl Draft, 1,</i>	ib.
<i>Shawl Draft, 2,</i>	24
<i>Coverlet Drafts on six Shades,</i>	25
<i>Carriage Wheel,</i>	ib.
<i>Ladies' Fancy,</i>	26
<i>Ladies' Choice,</i>	27
<i>Nine Snow-Balls,</i>	ib.
<i>Flemish Dimity Fustian,</i>	28
<i>Sattinet,</i>	ib.
<i>Cotton Rib,</i>	ib.
<i>Dimity,</i>	29
<i>Floating Work Coverlet on eight Leaves,</i>	ib.
<i>Diaper Coverlets on eight Leaves,</i>	30
<i>The Hinge,</i>	ib.
<i>The Cross,</i>	31
<i>The Express,</i>	ib.
<i>The Party,</i>	32
<i>The Center,</i>	ib.
<i>The Sun-flower,</i>	ib.
<i>The Wilderness,</i>	33
<i>Little Sun-flower,</i>	ib.
<i>The Direct,</i>	ib.
<i>Solomon's Temple,</i>	ib.
<i>Damask Diaper,</i>	34

	Page
<i>The Fancy Draft,</i> - - - - -	34
<i>Lines and Squares,</i> - - - - -	ib.
<i>The Country Draft,</i> - - - - -	ib.
<i>Basket Diaper,</i> - - - - -	ib.
<i>The Village Draft,</i> - - - - -	35
<i>The City Draft,</i> - - - - -	ib.
<i>Scratch Diamond,</i> - - - - -	ib.
<i>Bag Whole, Kercay and Bed tick</i> - - - - -	36
<i>Double Diamonds,</i> - - - - -	37
<i>Mock Carpet Coverlet,</i> - - - - -	ib.
<i>Diaper on ten Leaves,</i> - - - - -	38
<i>Diamonds and Half Diamonds,</i> - - - - -	ib.
<i>Diaper on twelve Shades,</i> - - - - -	39
<i>The Blazing Star,</i> - - - - -	42
<i>Diaper on fifteen Shades,</i> - - - - -	43
<i>———— sixteen Shades,</i> - - - - -	44
<i>Bag Whole, (Irish Stitch),</i> - - - - -	ib.
<i>Double Carpet Coverlets,</i> - - - - -	45
<i>Observations on Draft Painting,</i> - - - - -	49
<i>A Table, exhibiting the number of Yards, any number of Runs, from 5 to 60, will waste to any even number of Beers, from 14 to 60,</i> - - - - -	51
<i>A Table, showing how many Bouts must be Wasted, to make any even number of Beers, from 14 to 60, with, from 10 to 30 Spools,</i> - - - - -	60
<i>A Table, showing the number of Threads contained in every number of Beers, from 1 to 60,</i> - - - - -	54

ERRATA.

- Page 8, for "*Draft of four Leaves,*" read "*Drawing on four Leaves.*"
- 9, at the left hand of the page, at the top, to "*Single cording, 2 M.*" add "*regular.*"
- 10, near the bottom, to "*2 M.*" add "*regular.*"
- 12, for "*8,*" placed on the 4th shade, in the Cording of the Draft of the Irish Stitch, read "*0.*"

In some instances through the work, *bars*, through the Cordings, were inadvertently omitted.