



2017-18

COASTAL CAROLINA UNIVERSITY
CHANTICLEER



JAYLEN SHAW

ARTUR LABINOWICZ

FACT BOOK



SUN BELT™

**TRE BROWN**

0 Freshman • Guard • 6-2 • 160
Tacoma, Wash.

**AJAY SANDERS**

1 Junior • Guard • 6-4 • 195
Greenville, N.C.

**ARTUR LABINOWICZ**

2 Sophomore • Guard • 6-4 • 190
Charlotte, N.C.

**CHRISTIAN ADAMS**

4 Junior • Guard • 6-3 • 190
Winston Salem, N.C.

**JAYLEN SHAW**

5 Senior • Guard • 6-1 • 190
Hartsville, S.C.

**TYRELL GUMBS-FRATER**

10 Sophomore • Guard • 6-3 • 180
Richmond Hill, Ontario

**JOSH PETERSON**

11 Sophomore • Guard • 5-10 • 165
Woodbridge, Va.

**MATT LINDSEY**

13 Junior • Guard • 6-1 • 190
North Myrtle Beach, S.C.

**AMIDOU BAMBA**

15 Sophomore • Forward • 6-8 • 240
Toronto, Ontario

**DEMARIO BECK**

20 Senior • Forward • 6-8 • 220
Cochran, Ga.

**BILL MUSE, JR.**

22 Junior • Guard • 6-2 • 190
Muskogee, Okla.

**JOSH COLEMAN**

30 Senior • Center • 6-9 • 240
Alpharetta, Ga.

**ZAC CUTHBERTSON**

40 Junior • Forward • 6-7 • 185
New Bern, N.C.

**CLIFF ELLIS**

HC 10th Year at Coastal Carolina
199-129 at CCU • 811-478 Overall

**BENNY MOSS**

AC 7th Year at Coastal Carolina

**PATRICK BLAKE**

AC 3rd Year at Coastal Carolina

**PATRICE DAYS**

AC 1st Year at Coastal Carolina

**MATT HURT**

6th Year at Coastal Carolina
Director of Operations

**TRAVIS EATON**

1st Year at Coastal Carolina
Video Coordinator

PRONUNCIATION GUIDE

Chanticleers (SHAWN-tuh-clears)

2 - Artur Labinowicz (R'Tur) (Lah' bin o wits)

15 - Amidou Bamba (Ah' mih do) (Bahm' buh)

40 - Zach Cuthbertson (Cuth' bert suhn)

AC - Patrice Days (Pah' trees)



GENERAL INFORMATION

2017-18 Schedule	2
Roster	3
Quick Facts / Roster Breakdown	4

MEDIA INFORMATION

Coastal Carolina Media Relations	5
Media Policies	6
Media Outlets	7
Coastal Carolina University	8
Sun Belt Conference	9
Sun Belt Conference Composite Schedule	10
Sun Belt Championship Bracket	11
The HTC Center	12-13
The HTC Center Facility Records	14-17

COACHES/STAFF

Head Coach Cliff Ellis	18-21
Associate Head Coach Benny Moss	22
Assistant Coach Patrick Blake	23
Assistant Coach Patrice Days	24
Director of Operations Matt Hurt	25
Video Coordinator Travis Eaton	25
Basketball Support Staff	25

PLAYER PROFILES

#2 Artur Labinowicz	26-27
#4 Christian Adams	28-29
#5 Jaylen Shaw	30-31
#11 Josh Peterson	32
#15 Amidou Bamba	33-34
#20 DeMario Beck	35-36
#30 Josh Coleman	37-38
#0 Tre Brown	39
#40 Zac Cuthbertson	40
#10 Tyrell Gumbs-Frater	41
#13 Matt Lindsey	42
#22 Bill Muse, Jr.	43
#1 Ajay Sanders	44

2016-17 YEAR IN REVIEW

Year In Review	45-46
Schedule & Results	47
Individual Statistics	48
Game-By-Game Statistics	49-50
Points-Rebounds-Assists	51
Game Highs/Lows	52
Miscellaneous Statistics	53
Sun Belt Conference Review	54
Sun Belt Conference Statistics	55-57
Box Scores	58-67

RECORDS AND HISTORY

All-Time Honors and Awards	68-69
All-Time Coaching Records	70
Individual Single Game Records	71
Individual Single Season Records	72
Individual Career Records	73
Team Single Game Records	74
Team Single Season Records	74
1,000 Point Club	75-77
Single Season Records by Class	78
Annual Leaders	79-80
NCAA Tournament Teams	81-84
All-Time Letter Winners	85-86
Honored Numbers	87
All-Time Records vs. Opponents	88-90
All-Time Series Records	91-102
All-Time Results	103-112

CREDITS

This rich, robust and immensely satisfying 2017-18 Coastal Carolina fact book is a production of the Coastal Carolina Media Relations Office. It was written and edited by Darrell Orand, Assistant Director of Media Relations. I thank my predecessors for help compiling this information. Editorial assistance by Mike Cawood, Chris Henry. Photo Credits: Judy Jones. Cover design by Daniel Mableton. Copyright 2017 - Coastal Carolina University.

2017-18 SUN BELT

PRESEASON INFORMATION

The Sun Belt Conference Preseason Poll is taken by a vote of the conference's head coaches and media members.

SUN BELT PRESEASON POLL

TEAM (first place votes)	Points
1. Texas Arlington (9)	128
2. Georgia State (1)	116
3. Troy (1)	115
4. Georgia Southern	114
5. Louisiana (1)	113
6. Texas State	71
7. Arkansas State	68
8. Coastal Carolina	67
9. South Alabama	43
10. Little Rock	37
11. Appalachian State	35
12. Louisiana Monroe	28

PRESEASON ALL-SUN BELT

FIRST TEAM

Kevin Hervey, UTA (Preseason Player of the Year)
 Tookie Brown, Georgia Southern
 Ike Smith, Georgia Southern
 Erick Neal, UTA
 Jordon Varnado, Troy

SECOND TEAM

Jaylen Shaw, Coastal Carolina
 Ronshad Shabazz, Appalachian State
 D'Marcus Simonds, Georgia State
 Bryce Washington, Louisiana
 Wesley Person, Troy

THIRD TEAM

DeMario Beck, Coastal Carolina
 Mike Hughes, Georgia Southern
 Frank Bartley, Louisiana
 Travis Munnings, Louisiana Monroe
 Nijal Pearson, Texas State

Coastal Carolina University (CCU) does not discriminate on the basis of race, color, religion, sex, national origin, age, genetic information, mental or physical disability, or status as a disabled or Vietnam-era veteran in its admissions policies, programs, activities or employment practices. For more information relating to discrimination, please contact the CCU Title IX Coordinator/EEO Investigator; Coastal Carolina University, Kearns Hall 104B, Conway, SC; Title IX email titleix@coastal.edu; office phone 843-349-2382; Title IX cell phone 843-333-6229; EEO email eeo@coastal.edu; or the U.S. Dept. of Education Office for Civil Rights at www2.ed.gov/ocr.

2017-18 SCHEDULE



Date	Day	Opponent	Site	Time
Nov. 10	Fri.	PIEDMONT INTERNATIONAL	Conway, S.C. (The HTC Center)	7:30 p.m.
Nov. 14	Tues.	at Lamar	Beaumont, Texas (Montagne Center)	TBA
ISLAND OF THE BAHAMAS SHOWCASE				
Nov. 17	Fri.	vs. Texas - San Antonio	Nassau, Bahamas (Kendel Isaacs Gymnasium)	TBA
Nov. 18	Sat.	vs. TBD	Nassau, Bahamas (Kendel Isaacs Gymnasium)	TBA
Nov. 19	Sun.	vs. TBD	Nassau, Bahamas (Kendel Isaacs Gymnasium)	TBA
Nov. 21	Tues.	vs. ST. ANDREWS <small>Island of the Bahamas Showcase Mainland</small>	Conway, S.C. (The HTC Center)	3:00 p.m.
Nov. 29	Wed.	WOFFORD	Conway, S.C. (The HTC Center)	7:00 p.m.
Dec. 2	Sat.	LAMAR	Conway, S.C. (The HTC Center)	TBA
Dec. 6	Wed.	at Hampton	Hampton, Va. (Convocation Coliseum)	7:00 p.m.
Dec. 9	Sat.	at South Carolina <small>SEC Network</small>	Columbia, S.C. (Colonial Life Arena)	3:00 p.m.
Dec. 18	Mon.	WAKE FOREST	Conway, S.C. (The HTC Center)	7:00 p.m.
Dec. 22	Fri.	COLLEGE OF CHARLESTON	Conway, S.C. (The HTC Center)	7:00 p.m.
Dec. 29	Fri.	TEXAS ARLINGTON * <small>SUN BELT</small>	Conway, S.C. (The HTC Center)	7:30 p.m.
Dec. 31	Sun.	TEXAS STATE *	Conway, S.C. (The HTC Center)	3:30 p.m.
Jan. 4	Thur.	at UL Monroe *	Monroe, La. (Fant-Ewing Coliseum)	7:00 p.m.
Jan. 6	Sat.	at Louisiana *	Lafayette, N.C. (Cajundome)	7:00 p.m.
Jan. 11	Thur.	GEORGIA SOUTHERN *	Conway, S.C. (The HTC Center)	7:30 p.m.
Jan. 13	Sat.	GEORGIA STATE *	Conway, S.C. (The HTC Center)	3:30 p.m.
Jan. 18	Thur.	at South Alabama *	Mobile, Ala. (Mitchell Center)	7:05 p.m.
Jan. 20	Sat.	at Troy *	Troy, Ala. (Trojan Arena)	4:15 p.m.
Jan. 25	Thur.	ARKANSAS STATE *	Conway, S.C. (The HTC Center)	7:30 p.m.
Jan. 27	Sat.	LITTLE ROCK *	Conway, S.C. (The HTC Center)	3:30 p.m.
Feb. 1	Thur.	at Texas State *	San Marcos, Texas (Strahan Coliseum)	7:30 p.m.
Feb. 3	Sat.	at Texas Arlington *	Arlington, Texas (College Park Center)	4:15 p.m.
Feb. 10	Sat.	APPALACHIAN STATE *	Conway, S.C. (The HTC Center)	3:30 p.m.
Feb. 15	Thur.	TROY *	Conway, S.C. (The HTC Center)	7:30 p.m.
Feb. 17	Sat.	SOUTH ALABAMA *	Conway, S.C. (The HTC Center)	3:30 p.m.
Feb. 22	Thur.	at Little Rock *	Little Rock, Ark. (Jack Stephens Center)	7:00 p.m.
Feb. 24	Sat.	at Arkansas State *	Jonesboro, Ark. (Convocation Center)	7:00 p.m.
March 3	Sat.	at Appalachian State *	Boone N.C. (Holmes Convocation Center)	3:30 p.m.
SUN BELT CHAMPIONSHIP				
March 7	Wed.	Sun Belt Championship First Round <small>ESPN3</small>	New Orleans, La.	TBA
March 9	Fri.	Sun Belt Championship Quarterfinals <small>ESPN3</small>	New Orleans, La.	TBA
March 10	Sat.	Sun Belt Championship Semifinals <small>ESPN3</small>	New Orleans, La.	TBA
March 11	Sun.	Sun Belt Championship <small>ESPN2</small>	New Orleans, La.	TBA
NCAA DIVISION I MEN'S BASKETBALL CHAMPIONSHIP				
March 14-15		NCAA Division I Men's Basketball First Four	Dayton, Ohio (Univ. of Dayton Arena)	TBA
March 16-18		NCAA Division I Men's Basketball 2nd and 3rd Rounds	Various Sites	TBA
March 23-25		NCAA Division I Men's Basketball Regional Rounds	Various Sites	TBA
April 1, 3		NCAA Division I Men's Basketball Final Four	San Antonio, Texas (Alamodome)	TBA

BOLD — Home Games

* — Sun Belt Conference Game

SUN BELT - Sun Belt Network Online Broadcast

Games on the ESPN family of networks (ESPN/ESPN2/ESPNU/ESPN3) will also be available on the WatchESPN app

NOTE: All times local

2017-18 CHANTICLEERS

NUMERICAL ROSTER

No.	Name	Yr.	Pos.	Ht.	Wt.	Hometown/High School/Previous School
0	Tre Brown	Fr.	G	6-2	160	Tacoma, Wash. / Lincoln High School
1	Ajay Sanders	Jr.	G	6-4	195	Winterville, N.C. / Olney Central College
2	Artur Labinowicz	So.	G	6-4	190	Charlotte, N.C. / Combine Academy
4	Christian Adams	Jr.	G	6-3	190	Winston-Salem, N.C. / Calvary Baptist Day School
5	Jaylen Shaw	Sr.	G	6-1	190	Hartsville, S.C. / South Carolina
10	Tyrell Gumbs-Frater	So.	G	6-3	180	Richmond Hill, Ontario / Odessa Junior College
11	Josh Peterson	So.	G	5-10	165	Woodbridge, Va. / C.D. Hylton High School
13	Matt Lindsey	Jr.	G	6-1	190	North Myrtle Beach, S.C. / Cape Fear Community College
15	Amidou Bamba	So.	F	6-8	240	Toronto, Ontario / High Point Christian Academy (Fla.)
20	Demario Beck	Sr.	F	6-8	220	Cochran, Ga. / South Georgia Technical College
22	Bill Muse, Jr.	Jr.	G	6-2	190	Muskogee, Okla. / Connors State College
30	Josh Coleman	Jr.	C	6-9	240	Alpharetta, Ga. / Saint Francis High School
40	Zac Cuthbertson	Jr.	F	6-7	185	New Bern, N.C. / Eastern Community College

ALPHABETICAL ROSTER

No.	Name	Yr.	Pos.	Ht.	Wt.	Hometown/High School (Previous School)
4	Adams, Christian	Jr.	G	6-3	190	Winston-Salem, N.C./Calvary Baptist Day School
15	Bamba, Amidou	So.	F	6-8	240	Toronto, Ontario/High Point Christian Academy (Fla.)
20	Beck, Demario	Sr.	F	6-8	220	Cochran, Ga./South Georgia Technical College
0	Brown, Tre	Fr.	G	6-2	160	Tacoma, Wash. / Lincoln High School
30	Coleman, Josh	Jr.	C	6-9	240	Alpharetta, Ga./Saint Francis HS
40	Cuthbertson, Zac	Jr.	F	6-7	185	New Bern, N.C./Eastern Community College
10	Gumbs-Frater, Tyrell	So.	G	6-3	180	Richmond Hill, Ontario / Odessa Junior College
2	Labinowicz, Artur	So.	G	6-4	190	Charlotte, N.C./Combine Academy
13	Lindsey, Matt	Jr.	G	6-1	190	North Myrtle Beach, S.C. / Cape Fear Community College
22	Muse, Jr., Bill	Jr.	G	6-2	190	Muskogee, Okla./Connors State College
11	Peterson, Josh	So.	G	5-10	165	Woodbridge, Va./C.D. Hylton HS
1	Sanders, Ajay	Jr.	G	6-4	195	Winterville, N.C./Olney Central College
5	Shaw, Jaylen	R-Sr.	G	6-1	190	Hartsville, S.C./Hartsville HS/University of South Carolina

Head Coach: Cliff Ellis (Florida State, 1968) — 10th Year at Coastal Carolina

Associate Head Coach: Benny Moss (Charlotte, 1992)

Assistant Coach: Patrick Blake (Louisville, 2009)

Assistant Coach: Patrice Days (New Orleans, 2010)

Director of Basketball Operations: Matt Hurt (Alice Lloyd, 2007)

Video Coordinator: Travis Eaton (North Carolina State, 2014)

Athletic Trainer: Steven Silversparre (California State-Chico, 2012)

Speed, Strength and Conditioning Coach: Matt Donalson (Culver-Stockton, 2008)

Pronunciation Guide

Chanticleers (SHON-tih-clears)

0 – Tre (Traa) Brown

1 – Ajay (Aay'-Jay) Sanders

2 – Artur (Are'-tour) Labinowicz (lah-Ben'-oh-wich)

15 – Amidou (Ah'-mah-do) Bamba (Bahm'-bah)

20 – DeMario (de Mah' ree oh) Beck

40 – Zac Cuthbertson (Cuthh-burt-suhn)

WHAT IS A CHANTICLEER?

The Chanticleer (SHON-tih-clears) gives Coastal Carolina University one of the most unique nicknames in all of sports. Chanticleer comes from Chaucer's Canterbury Tales. A Chanticleer is a rooster who rules the barnyard with cunning and wit. His competitiveness never wanes as he battles to the end, using his brains to come out on top every time.



By Class

Seniors (2)

Demario Beck

Jaylen Shaw

Juniors (6)

Christian Adams

Josh Coleman

Zac Cuthbertson

Matt Lindsey

Bill Muse, Jr.

Ajay Sanders

Sophomores (4)

Amidou Bamba

Tyrell Gumbs-Frater

Artur Labinowicz

Josh Peterson

Freshmen (1)

Tre Brown

By State/Country

Canada

Amidou Bamba (Toronto)

Tyrell Gumbs-Frater (Richmond Hill)

Georgia

Demario Beck (Cochran)

Josh Coleman (Alpharetta)

North Carolina

Christian Adams (Winston-Salem)

Zac Cuthbertson (New Bern)

Artur Labinowicz (Charlotte)

Ajay Sanders (Winterville)

Oklahoma

Bill Muse, Jr. (Muskogee)

South Carolina

Matt Lindsey (North Myrtle Beach)

Jaylen Shaw (Hartsville)

Virginia

Josh Peterson (Woodbridge)

Washington

Tre Brown (Tacoma)

GENERAL INFORMATION

Name of Institution	Coastal Carolina University
Location	Conway, S.C.
Founded	1954
Enrollment	10,479
Nickname	Chanticleers
Pronunciation of Nickname	SHAWN-tuh-clears
School Colors	Teal (PMS 322), Bronze (PMS 322) & Black (Process Black)
Arena (Capacity)	The HTC Center (3,212)
Year Opened	2012
Press Row Phone	843.349.2528
Conference	Sun Belt
President (Alma Mater, Year)	David A. DeCenzo, Ph.D. (Maryland, 1978)
Director of Athletics (Alma Mater, Year)	Matt Hogue (South Carolina, 1993)
NCAA Faculty Representative	Mark Mitchell
Athletic Department Phone	843.349.2820
Ticket Office Phone	843.347.8499

TEAM INFORMATION

2016-17 Overall Record	20-19
2016-17 Conference Record (Finish)	10-8 (t-6th)
2017 Sun Belt Tournament	Quarterfinals
2016-17 Postseason	CBI Tournament Championship
Final Postseason Opponent	Wyoming
Postseason Result	L, 59-83
Starters Returning/Lost	2/3
Letter Winners Returning/Lost	7/7
Returning Redshirts	0
Newcomers	8

HISTORY

First Year	1964-65
Overall All-Time Record	646-620 (.510)
All-Time Big South/Sun Belt Record	258-214 (.547)
Big South Regular Season Championships	6
	1987-88 • 1988-89 • 1989-90 • 1990-97 • 2009-10 • 2010-11
Big South Tournament Championships	4
	1991 • 1993 • 2014 • 2015
NCAA Tournament Appearances	4
	1991 • 1993 • 2014 • 2015
NIT Appearances	2
	2010 • 2011

BASKETBALL STAFF

Head Coach (Alma Mater, Year, Seasons at Coastal)	Cliff Ellis (Florida State, 1968, 10th)
Career Record (Years)/Career Division I Record (Years)	811-478(42)/ 733-466(39)
Record at Coastal (Years)	199-129 (9)
Best Time of Day to Reach Coach Ellis	Through SID
Associate Head Coach (Alma Mater, Year)	Benny Moss (Charlotte, 1992)
Assistant Coach (Alma Mater, Year)	Patrice Days (New Orleans, 2010)
Assistant Coach (Alma Mater, Year)	Patrick Blake (Louisville, 2009)
Director of Basketball Operations (Alma Mater, Year)	Matt Hurt (Alice Lloyd, 2007)
Video Coordinator (Alma Mater, Year)	Travis Eaton (North Carolina State, 2017)
Athletic Trainer (Alma Mater, Year)	Steven Silversparre (Cal State-Chico, 2012)
Speed, Strength & Conditioning Coach (Alma Mater, Year)	Matt Donelson (Culver-Stockton, 2008)
Basketball Office Administrative Assistant	Bonnie Neal

2017-18 ROSTER BREAKDOWN

Starters Returning (2)		Cl.	Pos.	Ht.	GP-GS	PPG	RPG	A	BLK	STL	MIN/G
5	Jaylen Shaw	Sr.	G	6-1	39-37	14.3	3.3	148	5	53	30.6
20	Demario Beck	Sr.	F	6-8	39-34	10.0	7.9	25	38	25	26.3

Starters Lost (3)					GP-GS	PPG	RPG	A	BLK	STL	MIN/G
10	Shivaughn Wiggins		Graduated		19-11	9.9	2.7	51	0	12	28.2
22	Elijah Wilson		Graduated		39-38	13.1	3.2	49	2	38	30.3
45	Colton Ray St-Cyr		Graduated		37-37	9.4	6.4	88	14	37	26.9

Other Returning Letter Winners (5)		Cl.	Pos.	Ht.	GP-GS	PPG	RPG	A	BLK	STL	MIN/G
2	Artur Labinowicz	So.	G	6-4	39-7	6.5	3.9	39	8	25	22.0
15	Amidou Bamba	So.	F	6-8	37-11	4.6	3.9	13	27	3	16.1
32	Josh Coleman	Jr.	C	6-9	29-12	2.8	2.8	2	9	3	11.3
4	Christian Adams	Jr.	G	6-3	13-0	1.1	0.7	7	0	8	6.5
11	Josh Peterson	So.	G	5-10	4-0	0.5	0.5	2	0	1	3.8

Other Letter Winners Lost (4)					GP-GS	PPG	RPG	A	BLK	STL	MIN/G
3	Joseph Williams-Powell		Transferred		32-7	4.8	2.7	11	3	7	12.8
00	Jaylan Robertson		Transferred		26-2	3.5	1.2	30	1	17	13.7
12	Michel Enanga		Graduated		14-2	3.9	2.7	2	2	8	9.9
1	Kevin Holmes, Jr.		Transferred		17-0	0.9	1.3	0	0	8	7.1

Newcomers (6)		Cl.	Pos.	Ht.	Hometown/Previous School						
	Matt Lindsey	Jr.	G	6-1	North Myrtle Beach, S.C. / Cape Fear Community College						
	Ajay Sanders	Jr.	G	6-4	Winterville, N.C. / Olney Central College						
	Zac Cuthbertson	Jr.	F	6-7	Robinson, Ill. / Mineral Area Community College						
	Bill Muse, Jr.	Jr.	G	6-2	Muskogee, Okla. / Connors State College						
	Tre Brown	Fr.	G	6-2	Tacoma, Wash. / Lincoln High School						
	Tyrell Gumbs-Frater	So.	G	6-3	Richmond Hill, Ontario / Odessa Junior College						


COASTAL CAROLINA ATHLETIC MEDIA RELATIONS



Mike Cawood



Darrell Orand



Chris Henry



Royce Dunnivan

Associate AD/Media Relations..... Mike Cawood
 Office Phone..... 843.349.2822
 Email..... cawood@coastal.edu

Assistant Media Relations Director/MBB Contact..... Darrell Orand
 Office Phone..... 843.349.6467
 Cell Phone..... 843.333.4067
 Email..... dorand@coastal.edu

Assistant Media Relations Director..... Chris Henry
 Office Phone..... 843.349.5069
 Email..... chenry@coastal.edu

Media Relations Assistant..... Royce Dunnivan
 Office Phone..... 843.349.2840
 Email..... rdunnivan@coastal.edu

Media Relations Assistant..... TBA
 Office Phone..... 843.349.2848
 Email..... TBA

Office Fax..... 843.349.2819

Mailing Address..... P.O. Box 261954
 Conway, SC 29528-6054

Shipping Address..... 132 Chanticleer Drive West, Suite 113B
 Conway, SC 29526

Website..... GoCCUSports.com
 General Athletics Twitter..... @GoCCUSports
 Men's Basketball Twitter..... @CoastalIMBB

DIRECTIONS TO COASTAL CAROLINA UNIVERSITY AND ITS ATHLETIC FACILITIES

BY AIR

Arriving at Myrtle Beach Airport, enter the on-ramp for Highway 17 North (entering to the right). Stay in the right lane and exit for U.S. 501 North (to Conway). Follow the directions below for U.S. 17 the remainder of the way.

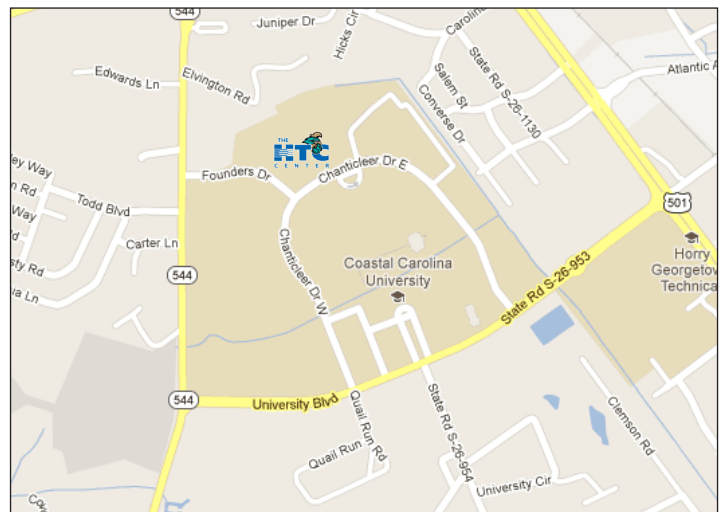
FROM I-95

From the South, take Highway 327 exit to SC Hwy. 76/301. Turn left onto Hwy. 76/301. This will become Hwy. 576 and then U.S. 501. After passing through Conway, turn right at the third stop light (approx. 2 miles) into the entrance of Coastal Carolina University. You are now on University Boulevard. Charles L. Watson Baseball Stadium and Brooks Stadium are visible on the right from University Boulevard. To get to The HTC Center (indicated with the logo on the map), Softball Field or the Track & Field Complex, turn right onto Chanticleer Drive West.

From the North, take the "South of the Border" exit (IMPOSSIBLE to miss). Follow signs to Myrtle Beach and this will lead you to U.S. 501. Then follow the directions above.

FROM HIGHWAY 17

Follow U.S. 17 Bypass to U.S. 501 (Conway exit). At this point, you are approximately eight miles from campus. You will pass the stoplight at Conway Medical Center and then pass a Food Lion shopping center (on left). Just after passing Horry-Georgetown Technical College (on left), take the next left into the entrance of Coastal Carolina University. See directions above to find athletic facilities.



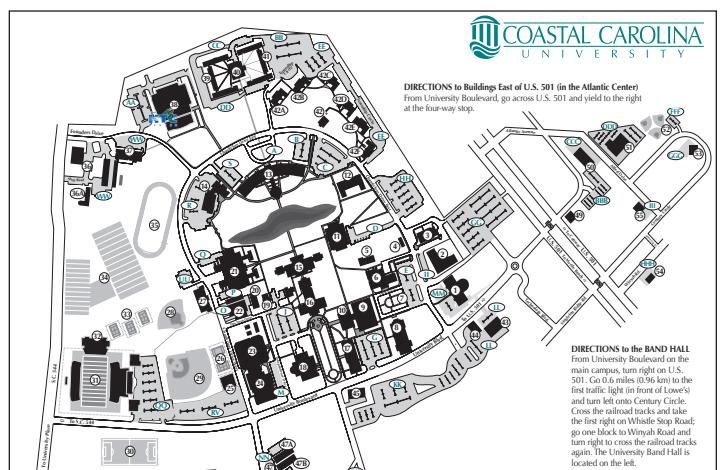
HOW TO GET COASTAL CAROLINA MEN'S BASKETBALL INFORMATION

- The Coastal Carolina Athletic Media Relations Office
 Men's Basketball Contact: Darrell Orand..... 843.349.6467/843.333.4067
 Office Fax..... 843.349.2819
- The Internet:
 Get all of the latest Coastal Carolina Athletics Information,
 including up-to-date men's basketball statistics and game notes:

GOCCUSPORTS.COM

Follow the Chanticleers on Twitter

@GoCCUSports (general athletics) and
 @CoastalIMBB (men's basketball)



The 2017-18 Coastal Carolina University men's basketball fact book is designed to assist the media with its coverage of Coastal Carolina men's basketball. Additional information, statistics and photographs may be acquired by contacting Cody Bays in the Coastal Carolina University Athletic Media Relations Office.

PRESS CREDENTIALS

Requests for working press space should be made in writing at least one week before the date of the home contest to the Coastal Carolina University Athletic Media Relations Office. The request should be made by the sports director of the newspaper, magazine, radio or television outlet wishing to send a reporter(s) to the game. Outlets that have made proper credential requests are entitled to receive copies of the final game statistics, play-by-play and a scoring summary, as well as any press information provided by the competing institutions. Confirmation of the request will be made by Coastal Carolina Athletic Media Relations personnel. Press credentials WILL NOT be issued to spouses, friends or children. The press row is a working area and cheering will be grounds for removal.

Please make your credential requests to:

Darrell Orand, Athletic Media Relations
 Coastal Carolina University
 132 Chanticleer Drive West, Room 103
 Conway, S.C. 29526
 Office: 843-349-6467
 Fax: 843-349-2819
 Email: dorand@coastal.edu

PHOTOGRAPHERS

Photographers are issued similar credentials to press row media. Photographers are allowed to shoot from outside the court boundary line on each end of the floor.

ENTERING THE HTC CENTER

Press credentials can be picked up in the Coastal Carolina University Athletic Media Relations Office during the week of a home contest. If credentials are requested and approved, they will only be mailed if the request is granted at least two weeks prior to the game. Any credentials not picked up will be left at Will Call (located at Gate 1) at The HTC Center two hours prior to the game.

RADIO

Coastal Carolina Men's Basketball can be heard live on WRNN FM - The Chanticleer Sports Network is available online at www.GoCCUsports.com.

WEB STREAM

All home games not selected for broadcast television (or ESPN3) will be streamed live on CCU's website at goccusports.com.

VISITING RADIO

Visiting radio stations receive one reciprocal phone line and one dedicated Ethernet line for their game broadcasts. The visiting radio area is across the court from the visitor's bench on the east end of The HTC Center. Should more lines be needed, please contact Darrell Orand for arrangements.

MEDIA INFORMATION

The Coastal Carolina Athletic Media Relations staff will provide game programs, game notes and cumulative statistics for both teams to credentialed media prior to all games. Statistical summaries and play-by-play sheets will be distributed throughout the game and will be available at the conclusion of the contest.

INTERVIEW POLICY (MID-WEEK)

Head coach Cliff Ellis is available to speak to the media via telephone or in person by request. Individual players are available for interviews Monday-Thursday. All player and coach interviews must be cleared through the Coastal Carolina Athletic Media Relations Office, please call the office to arrange all interviews. One note to the media: home and cell telephone numbers for players and coaches **WILL NOT** be given out by the Coastal Carolina Athletic Media Relations Office.

INTERVIEW POLICY (GAME DAY)

Both head coaches will be available to the media after a 10-minute cooling-off period. Individual players may be available for interviews at the conclusion of the game, but the Coastal Carolina locker room is closed postgame. Please see a member of the athletic media relations/sports information staff from either Coastal Carolina or the visiting institution about player interviews.

INTERNET ACCESS

For those with laptop computers that can automatically select an IP address, there are Internet connections available in The HTC Center. Hardwire and wireless connections are available. Please see a member of the athletic media relation/sports information staff for assistance.



**PROUD
PARTNER**
CHANTICLEER ATHLETICS

Live game coverage of all CCU football games, men's and women's basketball games, and baseball games will proudly air on WRNN-FM with supplemental coverage on WRNN-AM 1450 and 105.5 FM.



**DICK
BROADCASTING**
DICKBROADCASTING.COM

NEWSPAPERS, PUBLICATIONS & WIRE SERVICES

Organization	Contacts (email)	Phone	Fax	Website
The Sun News 914 Frontage Road East, Myrtle Beach, SC 29577	Al Blondin, Beat Writer (ablondin@thesunnews.com)	843-444-1767	843-626-0356	www.myrtlebeachonline.com
The State P.O. Box 1333, Columbia, SC 29202	Sports Desk (statesports@thestate.com)	803-771-8496	803-771-8480	www.thestate.com
Myrtle Beach Herald 2501 North Kings Highway, Myrtle Beach, SC 29577	Various Reporters (mbherald@aol.com)	843-626-3131	843-448-4860	www.myrtlebeachherald.com
The Horry Independent 2510 North Main Street, Conway, SC 29526	Various Reporters (horry80@aol.com)	843-248-6882	843-248-6024	www.horryindependent.com
Florence Morning News P.O. Box 100528, Florence, SC 29501	Lou Bezjak, Reporter (lbezjak@florencenews.com)	843-317-7271	843-317-7292	www.florencenews.com
The Charlotte Observer P.O. Box 32188, Charlotte, NC 28232	Various Reporters (obsports@charlotteobserver.com)	704-358-5125	704-358-5110	www.charlotteobserver.com
The Post and Courier 134 Columbus Street Charleston, SC 29403	Various Reporters (sportsdesk@postandcourier.com)	834-937-5588	834-937-5579	www.charleston.net
Carolina Forest Chronicle P.O. Box 50308, Myrtle Beach, SC 29579	Michael Smith, Editor (cfcnews@scoast.net)	843-236-4810	843-248-6671	www.cfchronicle.com
Greenville News 1611 Hollywood Drive, Columbia, SC 29205	Various Reporters (sports@greenvillenews.com)	803-256-2588	803-765-0001	www.greenvilleonline.com
Spartanburg Herald-Journal P.O. Box 1657, Spartanburg, SC 29304	Robert Dalton, Sports Editor (bob.dalton@shj.com) Sports Desk (sports@shj.com)	864-582-5673	864-594-6350	www.goupstate.com
Associated Press (Columbia) P.O. Box 101101, Columbia, SC 29211	Pete Iacobelli, Sports (piacobelli@ap.org)	800-922-1565	803-252-2913	www.ap.org
PA-Sports Ticker 55 Realty Drive, Suite 200, Cheshire CT 06410	Theresa Floyd (Theresa.Floyd@pa-sportsticker.com)	800-367-8935	800-336-0383	www.espn.com
Stats, Inc. 8130 Lehigh Avenue, Morton Grove, IL 60053	Bill Stephens, NCAA BB Coordinator (wstephens@stats.com)	843-583-2100 847-470-9140	900-357-8525	www.stats.com
Charleston Post & Courier 134 Columbus Street, Charleston, SC 29403	Derrick Asberry, Sports Reporter (dasberry@postandcourier.com) Andrew Brown, Sports Reporter (abrown@postandcourier.com)	843-937-5517 843-708-1830	n/a	www.postandcourier.com

TELEVISION

Organization	Contacts (email)	Phone	Fax	Website
WPDE-TV (15-ABC) 1194 Atlantic Avenue Conway, SC 29526	Brandon Dunn, Sports Director (wpdesports@gmail.com) Mark Haggard, Sports Reporter (allzoner@yahoo.com)	834-234-9733	843-234-9739	www.wpde.com
WBTW-TV (13-CBS) 101 McDonald Court Myrtle Beach, SC 29588	Chris Parks, Sports Director (cgasque@wbwtw.com) Julia Morris, Sports Reporter (jmorris@wbwtw.com)	843-317-1313	843-317-1418	www.wbwtw.com
WMBF-TV (32-NBC) 918 Frontage Road East, Myrtle Beach, SC 29578	Mark Maely, Sports Director (mmaely@wmbfnews.com) Dan Fanning, Sports Reporter (dfanning@wmbfnews.com)	843-839-9623	843-839-9625	www.wmbfnews.com

RADIO

Organization	Contacts (email)	Phone	Fax	Website
WRNN (99.5 FM) 1016 Ocala Street, Myrtle Beach, S.C. 29577	Dave Priest (Dave.priest@alphmediausa.com)	843-448-1041	843-626-5988	www.wrnn.net
South Carolina News Network 1825 St. Julian Place, Columbia, SC 29204	Phil Kornblut (philtalk@live.com)	803-790-4300	803-790-4309	n/a

Coastal Carolina University

Coastal Carolina University is a dynamic, public comprehensive liberal arts institution located in Conway, just minutes from the resort area of Myrtle Beach, S.C. The University offers 72 areas of study toward the baccalaureate degree, and 21 master's degree programs in accountancy, business administration, education, liberal studies, marine and wetland studies, sport management, and writing, plus two educational specialist degrees in educational leadership and instructional technology. The University began offering its first doctoral program – the Ph.D. in Marine Science: Coastal and Marine Systems Science – in Fall 2014.



With the opening of two new residence halls, CCU accommodates 4,600 students in University housing. The Board of Trustees has adopted a new strategic plan, High-Impact Engagement: The Coastal Carolina University 2016-2021 Strategic Plan, to guide the University and its growth by 2.5 percent to 3 percent annually toward 12,500 students by 2023. The largest fundraising campaign in the institution's history – I'M IN – The Endowment Campaign for Coastal Carolina University – was launched in April 2016.



More than 10,400 students from across the country and the world interact with a world-class faculty, and enjoy a nationally competitive NCAA I athletic program, an inspiring cultural calendar, and a tradition of community interaction that is fueled by more than 180 student clubs and organizations. In 2016, the baseball team won the national championship at the College World Series, marking CCU's first national title in any sport.



The University comprises 102 main buildings on 633 acres including the Coastal Science Center and the Burroughs & Chapin Center for Marine and Wetland Studies, located on the East Campus in the Atlantic Center on U.S. 501, and the General James Hackler Golf Course at Coastal Carolina University, a public 18-hole golf facility located adjacent to the campus. The University also offers courses at the Myrtle Beach Education Center, and in Litchfield and Georgetown. A 1,105-acre tract, including a portion of Waties Island, provides a natural laboratory for extensive study in marine science and wetlands biology on an Atlantic coast barrier island.

Coastal Carolina University was founded in 1954 as Coastal Carolina Junior College and became an independent university in 1993.



Coastal Carolina University is accredited by the Southern Association of Colleges and Schools Commission on Colleges (SACSCOC) to award the baccalaureate, master's, specialist, and doctoral degrees. Contact the Commission on Colleges at 1866 Southern Lane, Decatur, GA 30033 or call 404-679-4500 for questions about the accreditation of Coastal Carolina University. All other inquiries about the University should be directed to Coastal Carolina University, PO Box 261954, Conway, South Carolina, 29528-6054, or 843-347-3161, not the Commission.



SUN BELT™ CONFERENCE

The Sun Belt Conference has been part of the collegiate athletics landscape for four decades, and in that time there may not be another conference that can match the Sun Belt's innovation, vision and progressive thinking.

This is, after all, the league that initiated basketball's shot clock ... the league that was the first to partner with a fledgling ESPN cable television entity that is now the "worldwide leader" ... the league that went against the status quo and inaugurated football to start the century, the first already-existing Division I conference to ever take that step ... and the league that is on the forefront of "new media" and Internet-based advancement.

The Sun Belt is all about being progressive - change for the better. The league's embracing of innovations and advancements, its constant efforts to adapt in the ever-changing world of college athletics, and its continuing process of evolving to better serve its membership has been well documented since the day the conference was founded in 1976.

But one thing hasn't changed: Since that founding, the Sun Belt Conference has always been a league of opportunity. Athletic and academic programs who have shown progressive thinking and the desire to improve have always found a home in the Sun Belt.

More importantly, opportunities exist for student-athletes in the Sun Belt in untold numbers. The league is not a member of the heralded "autonomous five" group of conferences, but it does share the table as part of the NCAA's powerful 24-member Board of Directors. In other words, the conference has a voice in determining the future as college sports continues to change and evolve. It is a decision-maker, along with being a trail-blazer.

And opportunity is not a word that the Sun Belt takes lightly. The conference is uniquely positioned to provide opportunities for its institutions and student-athletes that the "autonomous five" leagues and schools often cannot.

For student-athletes, Sun Belt institutions are leaders in providing career services and the tools to assist in the pursuit of personal goals. Sun Belt members all employ full-time academic advisors and have on average more than 20 tutors for academic support. During the 2015-16 academic year, Sun Belt member institutions awarded over \$50 million in scholarships to more than 3,100 student-athletes, while also providing life experiences such as team building, domestic and foreign travel, community service, mentoring, and recognition through honors and awards.

Individual opportunities also extend between the lines. The Sun Belt had 40 players on active NFL rosters during the 2016 season, with representation on 23 of 32 NFL teams. Professional teams in several other sports are dotted with Sun Belt alumni.

The league is an intriguing combination. It is a fixture on the national scene, involved in the conduct and competition of college athletics, but also provides chances for success on many unique and different levels. In athletic parlance, the Sun Belt has "upside," and that makes for even more excitement as the league begins its fifth decade. Its motto, "Together We Rise," is just as applicable now as it was when the league was founded to give a home to some of the nation's premier mid-major basketball programs.

That very first year, one of those programs (UNC Charlotte) reached the pinnacle of NCAA men's basketball competition with a berth in the Final Four. Since then, the league's 40-year history is strewn with success in many different men's and women's sports, and that success continues to the present day.

But when the desire for a higher national profile and the desire of its membership brought about football sponsorship in 2001, the conference was figuratively reborn. No league in history had ever pulled off what the Sun Belt was attempting - an established league jumping directly into Division I-A (now FBS) competition. Now, the league stands as one of the 10 premier college football leagues in the country.

The Sun Belt Conference will hold its first ever football championship game as the league's presidents and chancellors, as well as athletic directors, voted unanimously to play the game beginning in 2018.

And with the College Football Playoff now an integral part of the nation's sports fabric, the Sun Belt is guaranteed universal access based strictly on performance as the winner of the Sun Belt's championship game can be in the national championship picture. The league is also a permanent part of the "Group of Five" conferences (joining the American Athletic Conference, the Mountain West Conference, the Mid-American Conference and Conference USA) that sends its highest-rated champion to a "New Year's Six" bowl game every season.

The CFP has provided much excitement over the past two years, but bowl games have long been a tradition in college football and the Sun Belt has established its own bowl tradition. The league has secured ties to no fewer than five bowl games, having added three bowl games each of the last three years. In addition to the potential of the College Football Playoff, the league has guaranteed berths in the R L Carriers New Orleans Bowl - an honor it has held from its very first football season, the Dollar General Bowl in Mobile, Ala., the Raycom Media Camellia Bowl in Montgomery, Ala., the AutoNation Cure Bowl in Orlando, and the NOVA Home Loans Arizona Bowl in Tucson, Ariz. No football conference in NCAA history has developed that quantity of bowl partners in its first 15 years of existence.

Bowl partnerships have been significant for the conference, but bowl wins have added an extra level of prestige. In 2016 the league compiled the best record among the "Group of Five" in bowl games with a 4-2 record, one that included wins over teams from the top-rated American Athletic Conference, the second-rated Mountain West and the Mid-American in the postseason.

The league's success extends past football, though. In recent years the men's basketball teams from Little Rock and Georgia State made national headlines with wins over top teams in the NCAA Basketball Tournament.

In 2015 the Sun Belt became one of seven conferences nationwide to have back-to-back first round selections in the NBA Draft when Georgia State's R. J. Hunter was the No. 28 overall pick by the Boston Celtics. Former Louisiana guard Elfrid Payton went No. 10

overall to the Orlando Magic in the 2014 draft and was a participant in the league's All-Star Weekend the past two seasons.

In the spring, baseball and softball continue to put the league in the national spotlight with deep runs into postseason play and high visibility in national polls becoming a tradition. Louisiana's baseball team was the nation's No. 1 team for the final third of the 2014 season and reached the NCAA Super Regional round in 2014 and 2015, and the Louisiana softball team has advanced to the Super Regional round five straight seasons including a trip to the 2014 Women's College World Series.

The Sun Belt's commitment to academic excellence remains a hallmark, with the league and its institutions annually rewriting the Sun Belt record book for grade-point averages and academic honors. This past spring, a record-tying 14 league programs were recognized for outstanding performance in the classroom, with those teams earning NCAA Public Recognition Awards for posting APR scores in the top 10 percent of their sport nationally. It was the second straight year for the Sun Belt to have 14 programs honored, doubling the amount of the previous years.

The strength of any league is in its membership, and the Sun Belt added to its strength this year with Coastal Carolina having joined in July 2016. The Chanticleers began competition in all sports with the exception of football in the 2016-17 season. CCU brought the reigning national championship baseball team to the conference as the Chanticleers defeated Arizona in the College World Series final. The CCU football program began a transition to the FBS in 2016 with its first year of full FBS status coming in 2018. Coastal Carolina will compete as a Sun Belt football member this season (2017) and will have the opportunity to compete for the conference championship, but will not be eligible for postseason play until the following year.

Coastal Carolina joins Appalachian State, Arkansas State, Georgia Southern, Georgia State, Louisiana, ULM, South Alabama, Texas State and Troy to give the league 10 football-playing members. Little Rock and UTA compete in all sports as non-football members. That group gives the Sun Belt a mix of the "old" and the "new," with many long-time Sun Belt institutions - South Alabama is a charter member dating back to 1976 - continuing to have success and a solid corps of conference newcomers ready to make their marks on league and national levels.

The varied campuses and locations reflect another league strength - its diversity. The mix of regions and regional cultures provide a rare opportunity for league student-athletes and staff members to experience many environments. Those same student-athletes can also experience that diversity without leaving their own campuses.

For every All-Pro linebacker DeMarcus Ware (Troy) and Walter Payton NFL Man of the Year Charles Tillman (Louisiana), and for every World Series MVP David Freese (South Alabama) coming from Sun Belt campuses, there are also U.S. presidents (Lyndon Johnson, Texas State), business icons (Chick-fil-A president Daniel Cathy, Georgia Southern), nationally known entertainers (Tim McGraw, ULM, Ludacris, Georgia State) and royalty (Miss America Debby Turner, Arkansas State).

These proud alumni, as well as the thousands of student-athletes and staff members at a dozen institutions, are proof that the Sun Belt Conference gains stature with every year and provides the promise of future success with every sunrise. It is a league of opportunity and a league of excitement, and "Together We Rise" has never been more true or more appropriate.

SUN BELT CONFERENCE

1500 Sugar Bowl Drive
New Orleans, La. 70112
504-299-9066
Fax: 504-299-9067
www.sunbeltsports.org



Karl Benson
Commissioner



Randy Lieberman
Assistant Commissioner
Advanced Communications



2017-18 SUN BELT CONFERENCE COMPOSITE SCHEDULE

Friday, Nov. 10

PIEDMONT INT. at COASTAL CAROLINA
 ULM at Texas Christian
 LOUISIANA at Mississippi
 GEORGIA SOUTHERN at Wake Forest
 Carver Bible College at GEORGIA STATE
 SOUTH ALABAMA at Texas Tech
 (Naismith Memorial BB HOF Tourn.)
 North Dakota vs. TROY (Rainbow Classic)
 ARKANSAS STATE at Evansville

Saturday, Nov. 11

Loyola Marymount at UTA
 Ouachita Baptist at LITTLE ROCK
 Toccoa Falls at APPALACHIAN STATE

Sunday, Nov. 12

Western Carolina at UTA
 TEXAS STATE at Air Force
 ULM at SMU
 TROY vs. UAPB (Rainbow Classic)
 Bridgewater at APPALACHIAN STATE
 (Puerto Rico Tip-Off)

Monday, Nov. 13

Cal St. Bakersfield at GEORGIA SOUTHERN
 Mobile at SOUTH ALABAMA
 TROY at Hawai'i (Hawai'i Rainbow Classic)
 Abilene Christian at ARKANSAS STATE

Tuesday, Nov. 14

COASTAL CAROLINA at LAMAR
 Louisiana College at LOUISIANA
 GEORGIA STATE at Rice
 LITTLE ROCK at Memphis

Wednesday, Nov. 15

UTSA at TEXAS STATE

Thursday, Nov. 16

Southeastern at ULM
 Bluefield State vs. GEORGIA SOUTHERN
 (Gulf Coast Showdown)
 SOUTH ALABAMA at LaSalle
 (Naismith Memorial BB HOF Tourn.)
 Brewton-Parker at TROY
 ARKANSAS STATE at Eastern Michigan
 LITTLE ROCK at Grand Canyon
 APPALACHIAN STATE vs. Iowa State
 (Puerto Rico Tip-Off)

Friday, Nov. 17

COASTAL CAROLINA vs UTSA
 (Island of the Bahamas Showcase)
 Savannah State at LOUISIANA
 GEORGIA STATE at Mississippi
 APPALACHIAN STATE vs. TBA
 (Puerto Rico Tip-Off)

Saturday, Nov. 18

COASTAL CAROLINA vs. TBD
 (Island of the Bahamas Showcase)
 UTA at BYU
 UT Rio Grande Valley at TEXAS STATE
 SOUTH ALABAMA at Maine
 (Naismith Memorial BB HOF Tourn.)

Sunday, Nov. 19

COASTAL CAROLINA vs. TBD
 (Island of the Bahamas Showcase)
 SOUTH ALABAMA at TBA
 (Naismith Memorial BB HOF Tourn.)
 APPALACHIAN STATE vs. TBA
 (Puerto Rico Tip-Off)

Monday, Nov. 20

Iowa vs. LOUISIANA (Cayman Islands Cl.)
 Missouri State vs. GEORGIA SOUTHERN
 (Gulf Coast Showdown)
 Eastern Washington vs. GEORGIA STATE
 (Las Vegas, Nev.)
 TROY at Kentucky (Adolph Rupp Classic)
 Howard at ARKANSAS STATE
 LITTLE ROCK at San Diego

Tuesday, Nov. 21

UTA at Alabama
 Northwestern State at ULM
 LOUISIANA vs. TBA (Cayman Islands Cl.)
 TBA vs. GEORGIA SOUTHERN
 (Gulf Coast Showdown)

Wednesday, Nov. 22

ST. ANDREWS at COASTAL CAROLINA
 (Island of the Bahamas Showcase
 Mainland)
 Arkansas Pine Bluff vs. Texas State
 (Men Against Breast Cancer Showcase)
 LOUISIANA vs. TBA (Cayman Islands Cl.)
 TBA vs. GEORGIA SOUTHERN
 (Gulf Coast Showdown)
 TBA vs. GEORGIA STATE (Las Vegas, Nev.)
 Stetson at SOUTH ALABAMA
 TROY at East Tennessee State
 ARKANSAS STATE at Indiana
 APPALACHIAN STATE at James Madison

Friday, Nov. 24

Western Carolina vs. UTA (Buffalo, N.Y.)
 Canisius vs. Texas State
 (Men Against Breast Cancer Showcase)
 ARKANSAS STATE at South Florida

Saturday, Nov. 25

TBD vs. UTA (Buffalo, N.Y.)
 Pacific vs. TEXAS STATE
 (Men Against Breast Cancer Showcase)
 GEORGIA SOUTHERN at Bradley
 Robert Morris at LITTLE ROCK
 Davidson at APPALACHIAN STATE

Sunday, Nov. 26

Rust at ULM
 Tulane at GEORGIA STATE
 New Orleans at SOUTH ALABAMA
 Norfolk State at LITTLE ROCK

Monday, Nov. 27

UT Dallas at UTA
 Delaware State at TROY

Tuesday, Nov. 28

Jackson State at ULM
 McNeese at LOUISIANA
 APPALACHIAN STATE at VCU

Wednesday, Nov. 29

WOFFORD at COASTAL CAROLINA *
 Rice at UTA
 TAMU Corpus Christi at TEXAS STATE
 GEORGIA STATE at Alabama A&M
 Southern Mississippi at SOUTH ALABAMA
 UIC at TROY
 ARKANSAS STATE at Cleveland State
 Central Arkansas at LITTLE ROCK

Thursday, Dec. 1

Nicholls at LOUISIANA

Saturday, Dec. 2

Lamar at COASTAL CAROLINA
 North Texas at UTA
 Texas State at Houston Baptist
 ULM at Stephen F. Austin
 Tenn. Wesleyan at GEORGIA SOUTHERN
 SOUTH ALABAMA at Florida International
 Oral Roberts at LITTLE ROCK
 South Florida at APPALACHIAN STATE

Monday, Dec. 4

Liberty at GEORGIA STATE
 APPALACHIAN STATE at Western Carolina

Tuesday, Dec. 5

UAB at TROY
 Tennessee Martin at ARKANSAS STATE

Wednesday, Dec. 6

COASTAL CAROLINA at Hampton
 McMurry at Texas State
 Loyola-New Orleans at LOUISIANA

Thursday, Dec. 7

UTA at Northern Iowa

Friday, Dec. 8

ULM at Jacksonville State

Saturday, Dec. 9

COASTAL CAROLINA at South Carolina
 Florida Gulf Coast at UTA
 TEXAS STATE at Abilene Christian
 Savannah State at GEORGIA SOUTHERN
 Montana at GEORGIA STATE
 Henderson State at ARKANSAS STATE
 LITTLE ROCK at Central Arkansas
 APPALACHIAN STATE at Akron

Sunday, Dec. 10

SOUTH ALABAMA at SIU-Edwardsville
 TROY at Southern Mississippi

Sunday, Dec. 12

Grambling State at ULM
 LOUISIANA at Louisiana Tech
 GEORGIA SOUTHERN at George Mason
 Point at GEORGIA STATE

Monday, Dec. 13

ARKANSAS STATE at Omaha
 LITTLE ROCK at Bradley

Wednesday, Dec. 15

LITTLE ROCK at Sam Houston State

Saturday, Dec. 16

UTA at UT Rio Grande Valley
 New Orleans at LOUISIANA
 GEORGIA SOUTHERN at Cal St. Bakersfield
 GEORGIA STATE at Dayton
 Eastern Illinois at SOUTH ALABAMA
 TROY at Arkansas
 ARKANSAS STATE at Florida Atlantic
 APPALACHIAN STATE at Ohio State

Sunday, Dec. 17

TEXAS STATE at Colorado State

Monday, Dec. 18

Wake Forest at COASTAL CAROLINA
 UTA at Creighton
 Millsaps at ULM
 Univ. Of the Ozarks at LITTLE ROCK

Tuesday, Dec. 19

Ecclesia College at Texas State
 Southeastern Louisiana at LOUISIANA
 GEORGIA SOUTHERN at Kennesaw State
 TROY at Austin Peay State
 ARKANSAS STATE at Wichita State

Wednesday, Dec. 20

Centenary at ULM
 GEORGIA STATE at Massachusetts
 LITTLE ROCK at Mississippi State
 APPALACHIAN STATE at Hampton

Thursday, Dec. 21

Cal Poly at UTA
 SOUTH ALABAMA at Tulane
 Milligan at TROY

Friday, Dec. 22

Col. of Charleston at COASTAL CAROLINA
 TEXAS STATE at Rice
 LOUISIANA at Clemson
 GEORGIA SOUTHERN at ETSU
 Culver-Stockton at ARKANSAS STATE

Saturday, Dec. 23

GEORGIA STATE at Chattanooga

Friday, Dec. 29

TEXAS STATE at APPALACHIAN STATE *
 ULM at ARKANSAS STATE *
UTA at COASTAL CAROLINA *
 GEORGIA SOUTHERN at TROY *
 GEORGIA STATE at SOUTH ALABAMA *

LOUISIANA at LITTLE ROCK *

Sunday, Dec. 31

UTA at APPALACHIAN STATE *
TEXAS STATE at COASTAL CAROLINA *
 LOUISIANA at ARKANSAS STATE *
 GEORGIA SOUTHERN at SOUTH ALABAMA *
 ULM at LITTLE ROCK *

Thursday, Jan. 4

APPALACHIAN STATE at LOUISIANA *
 ARKANSAS STATE at GEORGIA SOUTHERN *
COASTAL CAROLINA at ULM *
 LITTLE ROCK at GEORGIA STATE *
 SOUTH ALABAMA at TEXAS STATE *
 TROY at UTA

Saturday, Jan. 6

APPALACHIAN STATE at ULM *
 ARKANSAS STATE at GEORGIA STATE *
 LITTLE ROCK at GEORGIA SOUTHERN *
 SOUTH ALABAMA at UTA *
 TROY at TEXAS STATE
COASTAL CAROLINA at LOUISIANA *

Thursday, Jan. 11

GEORGIA STATE at APPALACHIAN STATE *
 TEXAS STATE at ARKANSAS STATE *
GEORGIA SOUTHERN at COASTAL CAROLINA *
 UTA at LITTLE ROCK *

Saturday, Jan. 13

GEORGIA SOUTHERN at APPALACHIAN STATE *
 UTA at ARKANSAS STATE *
GEORGIA STATE at COASTAL CAROLINA *
 TEXAS STATE at LITTLE ROCK *
 ULM at LOUISIANA *
 TROY at SOUTH ALABAMA *

Thursday, Jan. 18

APPALACHIAN STATE at TROY *
 LOUISIANA at UTA *
 ULM at TEXAS STATE *
COASTAL CAROLINA at SOUTH ALABAMA *

Saturday, Jan. 20

APPALACHIAN STATE at SOUTH ALABAMA *
 ARKANSAS STATE at LITTLE ROCK *
 GEORGIA SOUTHERN at GEORGIA STATE *
 LOUISIANA at TEXAS STATE *
 ULM at UTA *
COASTAL CAROLINA at TROY *

Thursday, Jan. 25

LITTLE ROCK at APPALACHIAN STATE
ARKANSAS STATE at COASTAL CAROLINA *
 TEXAS STATE at GEORGIA SOUTHERN *
 UTA at GEORGIA STATE *
 SOUTH ALABAMA at LOUISIANA *
 TROY at ULM *

Saturday, Jan. 27

ARKANSAS STATE at APPALACHIAN STATE *
LITTLE ROCK at COASTAL CAROLINA *
 UTA at GEORGIA SOUTHERN *
 TEXAS STATE at GEORGIA STATE *
 TROY at LOUISIANA *
 SOUTH ALABAMA at ULM *

Thursday, Feb. 1

APPALACHIAN STATE at UTA *
COASTAL CAROLINA at TEXAS STATE *
 GEORGIA STATE at ARKANSAS STATE *
 GEORGIA SOUTHERN at LITTLE ROCK *

Saturday, Feb. 3

APPALACHIAN STATE at TEXAS STATE *
 GEORGIA STATE at ARKANSAS STATE *
COASTAL CAROLINA at UTA *
 GEORGIA STATE at LITTLE ROCK *
 LOUISIANA at ULM *
 SOUTH ALABAMA at TROY *

Thursday, Feb. 8

ARKANSAS STATE at TROY *
 ULM at GEORGIA SOUTHERN *
 LOUISIANA at GEORGIA STATE *
 LITTLE ROCK at SOUTH ALABAMA *

Saturday, Feb. 10

APPALACHIAN STATE at COASTAL CAROLINA *
 ARKANSAS STATE at SOUTH ALABAMA *
 LOUISIANA at GEORGIA SOUTHERN *
 ULM at GEORGIA STATE *
 LITTLE ROCK at TROY *
 TEXAS STATE at UTA *

Thursday, Feb. 15

SOUTH ALABAMA at APPALACHIAN STATE *
TROY at COASTAL CAROLINA *
 TEXAS STATE at LOUISIANA *
 UTA at ULM *

Saturday, Feb. 17

TROY at APPALACHIAN STATE *
 LITTLE ROCK at ARKANSAS STATE *
SOUTH ALABAMA at COASTAL CAROLINA *
 GEORGIA STATE at GEORGIA SOUTHERN *
 UTA at LOUISIANA *
 TEXAS STATE at ULM *

Thursday, Feb. 22

APPALACHIAN STATE at ARKANSAS STATE *
 GEORGIA SOUTHERN at UTA *
 GEORGIA STATE at TEXAS STATE *
 LOUISIANA at TROY *
 ULM at SOUTH ALABAMA *
COASTAL CAROLINA at LITTLE ROCK *

Saturday, Feb. 24

APPALACHIAN STATE at LITTLE ROCK *
 GEORGIA STATE at UTA *
COASTAL CAROLINA at ARKANSAS STATE *
 LOUISIANA at SOUTH ALABAMA *
 ULM at TROY *

Thursday, March 1

ARKANSAS STATE at LOUISIANA *
 SOUTH ALABAMA at GEORGIA SOUTHERN *
 TROY at GEORGIA STATE *
 LITTLE ROCK at ULM *

Saturday, March 3

COASTAL CAROLINA at APPALACHIAN STATE *
 ARKANSAS STATE at ULM *
 TROY at GEORGIA SOUTHERN *
 SOUTH ALABAMA at GEORGIA STATE *
 LITTLE ROCK at LOUISIANA *
 UTA at TEXAS STATE *

BOLD - Coastal Carolina game
CAPS - SUN BELT Conference Institution
 * - Sun Belt Conference game

2018 SUN BELT BASKETBALL CHAMPIONSHIP BRACKET



2018 SUN BELT MEN'S BASKETBALL CHAMPIONSHIP

MARCH 7-11 • LAKEFRONT ARENA • NEW ORLEANS, LA

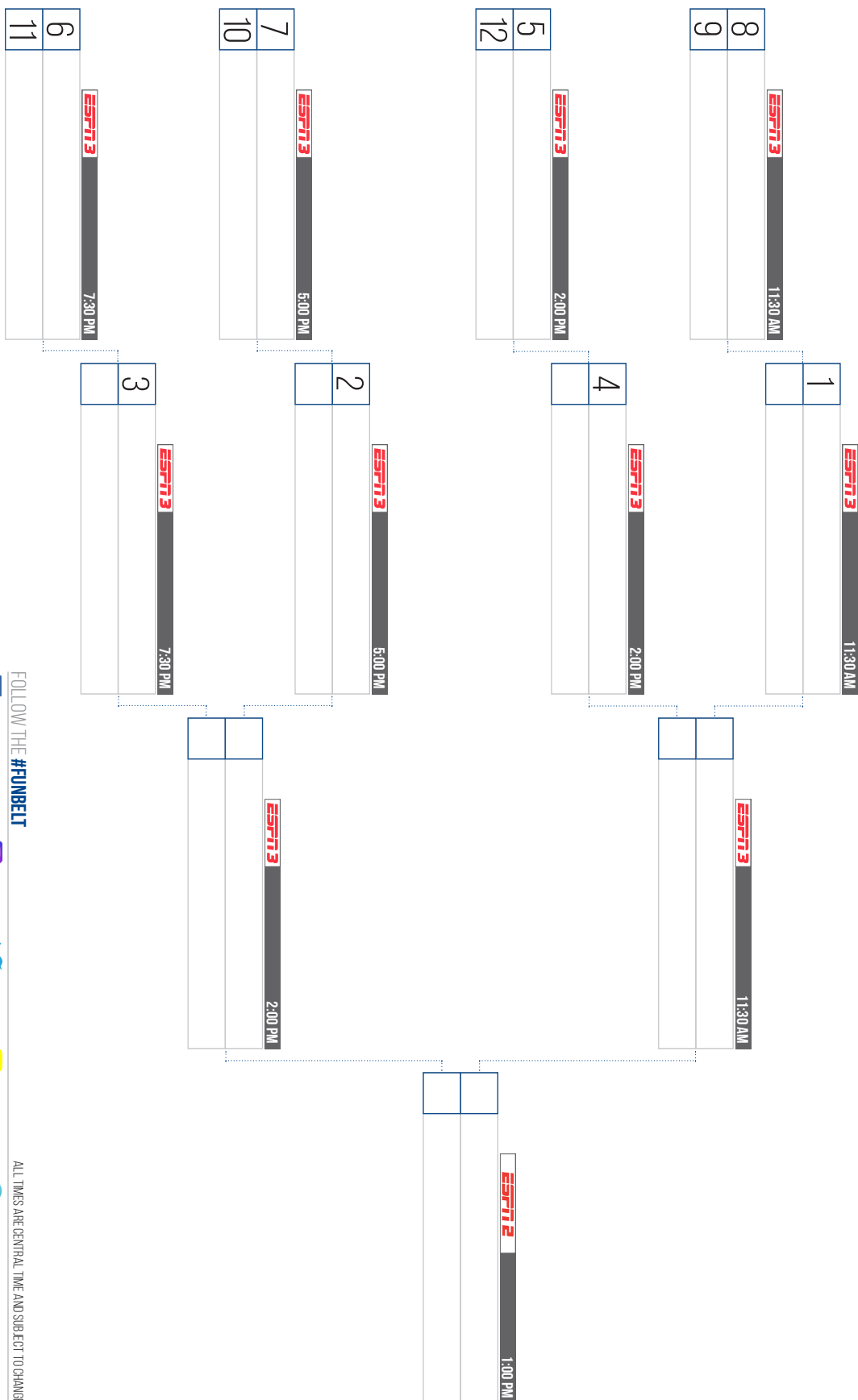
PRESENTED BY FIRST BANK AND TRUST

FIRST ROUND | WED 3/7

QUARTERFINALS | FRI 3/9

SEMIFINALS | SAT 3/10

FINAL | SUN 3/11



FOLLOW THE #FUNBELT

Facebook /SUNBELTCONFERENCE Instagram @SUNBELT Twitter @SUNBELT Snapchat SUNBELTSports YouTube @SUNBELT SUNBELTSports

ALL TIMES ARE CENTRAL TIME AND SUBJECT TO CHANGE



**SITE OF THE 2013, 2014 AND 2015
VISITMYRTLEBEACH.COM BIG SOUTH BASKETBALL
CHAMPIONSHIPS AND
2017 WOMEN'S ACC CHAMPIONSHIP ALONG WITH
THE 2017 PUERTO RICO TIP-OFF**



Kierre Greenwood (left) scored the first points in The HTC Center in a men's basketball game with a 3-pointer at the 19:16 mark of the first half in the program's inaugural game in the facility on Nov. 9, 2012. Anthony Raffa (right) holds The HTC Center single-game scoring record by a Chanticleer with 34 against Florida International on Nov. 24, 2012.



THE HTC CENTER: Coastal Carolina University opened its new Student Recreation and Convocation Center – The HTC Center – in August 2012. The \$35 million facility provides more than 131,000 square feet of space that is the home of Chanticleer men's and women's basketball, and volleyball, and serves as the university's student recreation center. The HTC Center accommodates more than 3,200 fans for athletic events and is equipped with state-of-the-art technology, including a Daktronics videoboard system.

The facility provides locker rooms for men's and women's basketball, volleyball, coaches and referees; coaches' offices and team meeting rooms; media/press areas; two hospitality suites and three food concession areas. The campus bookstore – the Chanticleer Store – is also located in The HTC Center.

CCU was selected to host the VisitMyrtleBeach.com Big South Men's and Women's Basketball Championships in The HTC Center for four years, beginning in 2013. The tournament includes 20 basketball games in six days. The winners of the Big South tournaments receive an automatic bid into the NCAA Division I tournament.

CCU also hosted the 2016 Atlantic Coast Conference (ACC) Women's Basketball Tournament.

In 2017 the Puerto Rico Classic was moved to the HTC Center following the devastation Hurricane Maria left in Puerto Rico.

The recreation portion of The HTC Center includes a



(From left to right): CCU President David DeCenzo, HTC VP of Customer Relations Brent Groome, HTC Chief Operations Officer Mike Hagg and HTC Director of Marketing Tom Vitt pose for a photo at the Aug. 6, 2012, news conference announcing HTC's naming rights gift for the student recreation and convocation center.

1/9-mile indoor track, multiple aerobic and fitness studios, strength and conditioning equipment, and a 38-foot climbing wall. Students are also able to check out kayaks, camping equipment, bicycles, paddleboards and fishing equipment. Plans for a student recreation center began in 2008 following a resolution presented by the Student Government Association to the Board of Trustees recommending the new facility. Acting on this student-led recommendation, the Board of Trustees passed a student-approved fee increase to support construction funding. The groundbreaking for the facility was held April 15, 2010.

Both the men's and women's programs opened the facility with victories. The men defeated the University of Akron 74-70 in an overtime thriller on Nov. 9, 2012. The women's program followed with a 58-39 victory against North Carolina Central University on Nov. 12, 2012.

The HTC Center

Men's Basketball Firsts

Opponent.....	Akron (Nov. 9, 2012)
Win	74-70 vs. Akron (Nov. 9, 2012)
Free Throw	Anthony Raffa (Nov. 9, 2012)
2 pt FG	Jake Kretzer (Akron) (Nov. 9, 2012)
3 pt FG	Kierre Greenwood (Nov. 9, 2012)
Blocked Shot	El Hadji Ndieguene (Nov. 9, 2012)
CCU Starting Lineup	W. Gillis (G), A. Raffa (G), K. Greenwood (G), M. Enanga (F) E.H. Ndieguene (C)
Assist	Anthony Raffa (Nov. 9, 2012)
Steal	Anthony Raffa (Nov. 9, 2012)
Double-Double	Zeke Marshall (15 pts./10 reb.) (Akron) (Nov. 9, 2012)




Coastal Carolina University dignitaries along with basketball and volleyball student-athletes put the first shovels in the ground as part of the ground-breaking ceremony for The HTC Center on April 15, 2010.

THE HTC CENTER ATTENDANCE RECORDS

TOP 10 LARGEST CROWDS

1. Coastal Carolina vs. Auburn (12/02/15)3,286
Coastal Carolina vs. Clemson (12/19/12)3,286
2. Coastal Carolina vs. Akron (11/09/12)3,278
3. 2015 Big South Championship Quarterfinal (03/02/15)3,275
Session II -- Gardner-Webb vs. High Point / Coastal Carolina vs. UNC Asheville
4. 2013 Big South Championship Quarterfinal (03/05/13)3,266
Session II -- Campbell vs. Presbyterian / Coastal Carolina vs. Liberty
5. Coastal Carolina vs. Ole Miss (11/16/13)3,241
6. Coastal Carolina vs. Winthrop (01/18/14)3,179
7. 2014 Big South Championship Quarterfinal (03/06/13)3,175
Session II -- Coastal Carolina vs. Charleston Southern / VMI vs. Gardner-Webb
8. Coastal Carolina vs. Winthrop (03/09/14)3,072
2014 Big South Championship Game
9. Coastal Carolina vs. Winthrop (03/08/15)2,957
2015 Big South Championship Game
10. Coastal Carolina vs. Charleston Southern (03/01/14)2,939



ATTENDANCE OF 2,500-PLUS

- | | |
|--|--|
| 1. Coastal Carolina vs. Auburn (12/05/15)3,286
Coastal Carolina vs. Clemson (12/19/12)3,286 | 11. 2014 Big South Championship Semifinal (03/08/14)2,892
<i>Session I -- Winthrop vs. UNC Asheville / Coastal Carolina vs. VMI</i> |
| 2. Coastal Carolina vs. Akron (11/09/12)3,278 | 12. 2015 Big South Championship Semifinal (03/08/14)2,892
<i>Session I -- Winthrop vs. Longwood / Coastal Carolina vs. Gardner-Webb</i> |
| 3. 2015 Big South Championship Quarterfinal (03/02/15)3,275
<i>Session II -- Gardner-Webb vs. High Point / Coastal Carolina vs. UNC Asheville</i> | 13. Coastal Carolina vs. Campbell (01/26/13)2,885 |
| 4. 2013 Big South Championship Quarterfinal (03/05/13)3,266
<i>Session II -- Campbell vs. Presbyterian / Coastal Carolina vs. Liberty</i> | 14. Coastal Carolina vs. UNC Asheville (01/15/14)2,879 |
| 5. Coastal Carolina vs. Ole Miss (11/16/13)3,241 | 15. Coastal Carolina vs. Winthrop (01/28/15)2,839 |
| 6. Coastal Carolina vs. Winthrop (01/18/14)3,179 | 16. Coastal Carolina vs. Boston Univ. (12/06/12)2,768 |
| 7. 2014 Big South Championship Quarterfinal (03/06/13)3,175
<i>Session II -- Coastal Carolina vs. Charleston Southern / VMI vs. Gardner-Webb</i> | 17. Coastal Carolina vs. trinity Baptist (11/14/14)2,765 |
| 8. Coastal Carolina vs. Winthrop (03/09/14)3,072
<i>2014 Big South Championship Game</i> | 18. Coastal Carolina vs. High Point (02/05/14)2,639 |
| 9. Coastal Carolina vs. Winthrop (03/08/15)2,957
<i>2015 Big South Championship Game</i> | 19. Coastal Carolina vs. Winthrop (02/27/13)2,635 |
| 10. Coastal Carolina vs. Charleston Southern (03/01/14)2,939 | 20. Coastal Carolina vs. High Point (02/06/15)2,566 |
| | 21. Coastal Carolina vs. Presbyterian College (01/24/15)2,531 |
| | 22. Coastal Carolina vs. Charleston Southern (02/25/16)2,514 |

THE HTC CENTER FACILITY RECORDS

TEAM RECORDS

POINTS

1. Coastal Carolina vs Reinhardt (12/14/13)	118
2. Coastal Carolina vs Piedmont Inter. (11/21/15)	116
3. Coastal Carolina vs Grace Bible (11/18/15)	104
4. Coastal Carolina vs Piedmont Inter. (12/05/16)	100
5. Coastal Carolina vs Liberty (02/14/15)	96
UNC Asheville vs Radford (03/07/14)	96
Coastal Carolina vs Johnson & Wales (11/20/12)	96
8. Coastal Carolina vs Wyoming (03/27/17)	91
9. VMI vs Gardner-Webb (03/07/14)	90
10. Coastal Carolina vs N.C. Wesleyan (12/05/13)	89

FIELD GOALS MADE

1. Coastal Carolina vs Piedmont Inter. (11/21/15)	43
2. Coastal Carolina vs Reinhardt (12/14/13)	42
3. Coastal Carolina vs Grace Bible (11/18/15)	40
4. Coastal Carolina vs Greensboro College (12/30/12)	37
5. Radford vs UNC Asheville (03/07/14)	36
Coastal Carolina vs Johnson & Wales (11/20/12)	36
7. Coastal Carolina vs Hampton (03/15/17)	35
8. Coastal Carolina vs Georgia Southern (01/23/17)	34
Coastal Carolina vs Wyoming (03/27/17)	34
Coastal Carolina vs Liberty (02/14/15)	34

FIELD GOALS ATTEMPTED

1. Coastal Carolina vs Warren Wilson (12/11/14)	77
2. Coastal Carolina vs Grace Bible (11/18/15)	76
Coastal Carolina vs Charleston Southern (03/07/14)	76
4. Charleston Southern vs VMI (03/09/13)	74
5. Coastal Carolina vs Guilford College (11/11/13)	73
Coastal Carolina vs Johnson & Wales (11/20/12)	73
7. Coastal Carolina vs Wyoming (03/27/17)	72
Gardner-Webb vs VMI (03/07/14)	72
UNC Asheville vs Longwood (03/05/13)	72
10. Texas Arlington vs Coastal Carolina (01/30/17)	71

3-POINT FIELD GOALS MADE

1. Coastal Carolina vs Arkansas State (01/07/17)	14
2. Wyoming vs Coastal Carolina (03/27/17)	13
Wofford vs Coastal Carolina (12/19/16)	13
Coastal Carolina vs UNC Asheville (12/03/16)	13
Coastal Carolina vs Piedmont Inter. (11/21/15)	13
Campbell v Charleston Southern (03/05/14)	13
Coastal Carolina vs Liberty (02/14/15)	13
Coastal Carolina vs N.C. Wesleyan (12/05/13)	13
9. Coppin State vs Coastal Carolina (11/16/16)	12
Coastal Carolina vs New Hampshire (03/19/16)	12
NC Wesleyan vs Coastal Carolina (12/09/15)	12
Liberty vs Coastal Carolina (01/06/16)	12
Winthrop vs Coastal Carolina (01/18/14)	12
Louisiana vs Coastal Carolina (11/24/13)	12

3-POINT FIELD GOALS ATTEMPTED

1. Grace Bible vs Coastal Carolina (11/18/15)	39
2. North Carolina Central vs Coastal Carolina (12/10/16)	38
Coppin State vs Coastal Carolina (11/16/16)	36
Coastal Carolina vs Charleston Southern (03/07/14)	36
5. Wyoming vs Coastal Carolina (03/27/17)	34
Greensboro vs Coastal Carolina (12/30/12)	34
7. Appalachian State vs Coastal Carolina (01/14/17)	33
Texas Arlington vs Coastal Carolina (01/30/17)	33
NC Wesleyan vs Coastal Carolina (12/09/15)	33

Liberty vs Coastal Carolina (01/06/16)	33
Coastal Carolina vs Texas Arlington (01/30/17)	33
Akron vs Coastal Carolina (11/09/12)	33

FREE THROWS MADE

1. Coastal Carolina vs Columbia International (11/18/14) ..	29
Coastal Carolina vs St. Francis Brooklyn (11/23/13)	29
3. Gardner-Webb vs VMI (03/07/14)	27
4. Coastal Carolina vs Illinois-Chicago (03/22/17)	26
5. UNC Asheville vs Radford (03/07/14)	25
VMI vs Longwood (03/07/13)	25
Liberty vs Coastal Carolina (03/05/13)	25
Longwood vs UNC Asheville (03/05/13)	25
9. Coastal Carolina vs Piedmont Inter. (12/05/16)	24
Coastal Carolina vs Appalachian State (01/14/17)	24
Coastal Carolina vs High Point (02/06/15)	24
Coastal Carolina vs Piedmont International (11/22/14) ..	24
Ole Miss vs Coastal Carolina (11/16/13)	24
Liberty vs Charleston Southern (03/10/13)	24
Gardner-Webb vs Coastal Carolina (02/16/13)	24

FREE THROWS ATTEMPTED

1. Ole Miss vs Coastal Carolina (11/16/13)	40
2. Coastal Carolina vs Piedmont International (11/22/14) ..	39
3. Coastal Carolina vs St. Francis Brooklyn (11/23/13)	38
4. Gardner-Webb vs VMI (03/07/14)	37
5. Coastal Carolina vs Piedmont Inter. (12/05/16)	36
6. Coastal Carolina vs NC Wesleyan (12/09/15)	35
Coastal Carolina vs Campbell (01/30/16)	35
8. Coastal Carolina vs Appalachian State (01/14/17)	34
9. Auburn vs Coastal Carolina (12/02/15)	33
Coastal Carolina vs Johnson & Wales (11/20/12)	33

REBOUNDS

1. Coastal Carolina vs Warren Wilson (12/11/14)	66
2. Coastal Carolina vs Johnson & Wales (11/20/12)	60
3. Coastal Carolina vs Coppin State (11/16/16)	59
Coastal Carolina vs Piedmont Inter. (11/21/15)	59
Coastal Carolina vs Charleston Southern (03/07/14)	59
6. Coastal Carolina vs Piedmont Inter. (12/05/16)	56
7. Coastal Carolina vs Piedmont International (11/22/14) ..	53
Coastal Carolina vs Trinity Baptist (11/14/14)	53
9. UNC Asheville vs Coastal Carolina (01/27/16)	52
Coastal Carolina vs VMI (01/19/13)	52

ASSISTS

1. Coastal Carolina vs Grace Bible (11/18/15)	23
2. Coastal Carolina vs Piedmont Inter. (11/21/15)	22
Piedmont Inter. vs Coastal Carolina (12/05/16)	21
Chattanooga vs Coastal Carolina (11/29/16)	21
UNC Asheville vs Coastal Carolina (12/03/16)	21
6. NC Wesleyan vs Coastal Carolina (12/09/15)	20
Coastal Carolina vs Presbyterian (01/14/16)	20
8. Coastal Carolina vs Reinhardt Univ. (12/14/13)	19
9. Mercer vs Coastal Carolina (03/15/16)	18
Coastal Carolina vs Greensboro (12/30/12)	18
6. Coastal Carolina vs Toccoa Falls (12/13/12)	18

STEALS

1. Coastal Carolina vs Illinois-Chicago (03/22/17)	16
2. Coastal Carolina vs Trinity Baptist (11/14/14)	15
UNC Asheville vs Longwood (03/05/13)	15

Coastal Carolina vs UNC Asheville (02/19/13)	15
Coastal Carolina vs Toccoa Falls (12/13/12)	15
Coastal Carolina vs Johnson & Wales (11/20/12)	15
7. Coastal Carolina vs UNC Asheville (03/06/15)	14
8. Coastal Carolina vs Methodist (11/30/16)	12
Gardner-Webb vs High Point (03/06/15)	12
UNC Asheville vs Liberty (03/04/15)	12
Coastal Carolina vs Guilford College (11/11/13)	12

BLOCKED SHOTS

1. Coastal Carolina vs Grand Canyon (03/23/16)	10
Coastal Carolina vs VMI (03/08/14)	10
3. Ole Miss vs Coastal Carolina (11/16/13)	9
4. Coastal Carolina vs Presbyterian (01/14/16)	8
Coastal Carolina vs UNC Asheville (03/06/15)	8
6. Coastal Carolina vs Loyola (Md.) (03/20/17)	7
Coastal Carolina vs Radford (12/06/15)	7
High Point vs Winthrop (03/07/14)	7
Radford vs Coastal Carolina (02/02/13)	7
Coastal Carolina vs Liberty (03/05/13)	7

TURNOVERS

1. Toccoa Falls vs Coastal Carolina (12/13/12)	25
Johnson & Wales vs Coastal Carolina (11/20/12)	25
3. Illinois-Chicago vs Coastal Carolina (03/22/17)	23
Louisiana vs Coastal Carolina (11/24/13)	23
4. UNC Asheville vs Coastal Carolina (03/06/15)	21
Coastal Carolina vs Western Carolina (12/04/13)	21
7. Coastal Carolina vs Methodist (11/30/16)	20
8. Methodist vs Coastal Carolina (11/30/16)	19
UNC Asheville vs Coastal Carolina (12/03/16)	19
Warren Wilson vs Coastal Carolina (12/11/14)	19
Trinity Baptist vs Coastal Carolina (11/14/14)	19
UNC Asheville vs Radford (03/07/14)	19

FOULS

1. Columbia International vs Coastal Carolina (11/18/14) ..	31
2. Coastal Carolina vs Ole Miss (11/16/13)	28
3. NC Wesleyan vs Coastal Carolina (12/09/15)	27
4. Piedmont Inter. vs Coastal Carolina (12/05/16)	26
Auburn vs Coastal Carolina (12/02/15)	26
Coastal Carolina vs Auburn (12/02/15)	26
VMI vs Gardner-Webb (03/07/14)	26
Radford vs Gardner-Webb (03/07/14)	26
9. High Point vs Coastal Carolina (02/06/15)	25
Coastal Carolina vs Liberty (03/05/13)	25



Badou Digane (23) notches one of Coastal's facility-record 10 blocked shots against VMI during the semifinal round of the Big South Championship on March 8, 2014

THE HTC CENTER FACILITY RECORDS

INDIVIDUAL RECORDS

POINTS

1. Quinton Wood	36
Reinhardt Univ. vs Coastal Carolina (12/14/13)	
Michael Kessens	36
Longwood vs VMI (03/07/13)	
3. Anthony Raffa	34
Coastal Carolina vs FIU (11/24/12)	
Andrew Rousey	34
UNC Asheville vs Liberty (03/04/15)	
5. Arlon Harper	33
Charleston Southern vs VMI (03/09/13)	
John Brown	33
High Point vs Gardner-Webb (03/06/15)	
7. Jerome Hill	31
Gardner-Webb vs Coastal Carolina (01/17/15)	
Stan Okoye	31
VMI vs Longwood (03/07/13)	
Rodney Glasgow	31
VMI vs Charleston Southern (03/09/13)	
10. Shivaughn Wiggins	30
Coastal Carolina vs Gardner-Webb (02/13/16)	
11. Shivaughn Wiggins	29
Coastal Carolina vs Appalachian State (03/04/17)	
Josh Cameron	29
Coastal Carolina vs UNC Asheville (01/15/14)	
Jaron Lane	29
UNC Asheville vs Radford (03/07/14)	

FIELD GOALS MADE

1. Quinton Wood	15
Reinhardt Univ. vs Coastal Carolina (12/14/13)	
2. Michael Kessens	13
Longwood vs VMI (03/07/13)	
3. Anthony Raffa	12
Coastal Carolina vs FIU (11/24/12)	
D.J. Covington	12
VMI vs Longwood (03/07/13)	
Rodney Glasgow	12
VMI vs Charleston Southern (03/09/13)	
Jordan Dowling	12
Presbyterian vs Radford (03/05/14)	
7. Shivaughn Wiggins	11
Gardner-Webb vs Coastal Carolina (02/13/16)	
Elijah Wilson	11
Coastal Carolina vs Piedmont Inter. (11/21/15)	
Jerome Hill	11
Gardner-Webb vs Coastal Carolina (01/17/15)	
Elijah Wilson	11
Coastal Carolina vs Western Carolina (12/04/13)	
John Brown	11
High Point vs Gardner-Webb (03/06/15)	

FIELD GOALS ATTEMPTED

1. Quinton Wood	23
Reinhardt Univ. vs Coastal Carolina (12/14/13)	
Anthony Raffa	23
Coastal Carolina vs FIU (11/24/12)	
Rodney Glasgo	23
VMI vs Charleston Southern (03/09/13)	
Jordan Dowling	23
Presbyterian vs Radford (03/05/14)	
5. Dylan Smith	22
UNC Asheville vs Coastal Carolina (01/27/16)	



Anthony Raffa (2) has scored the most points by a Chanticleers in The HTC Center with his 34 against Florida International on Nov. 24, 2012.



Elijah Wilson (22) co-owns The HTC Center record for 3-pointers made with seven against UNC Asheville on March 6, 2015.

Jerome Hill	22
Gardner-Webb vs Coastal Carolina (01/17/15)	
7. Elijah Wilson	21
Coastal Carolina vs Charleston Southern (03/07/14)	
Stan Okoye	21
VMI vs Coastal Carolina (01/19/13)	
John Brown	21
High Point vs Gardner-Webb (03/06/15)	
Jeremy Atkinson	21
UNC Asheville vs Longwood (03/05/13)	
Michael Kessens	21
Longwood vs VMI (03/07/13)	

3-POINT FIELD GOALS MADE

1. Elijah Wilson	7
Coastal Carolina vs UNC Asheville (03/06/15)	
Andrew Rousey	7
UNC Asheville vs Liberty (03/04/15)	
Fletcher Magee	7
Wofford vs Coastal Carolina (12/19/16)	
3. David Barron	6
Piedmont International vs Coastal Carolina (01/17/15)	
Tre' Thomas	6
Coppin State vs Coastal Carolina (11/16/16)	
Xavian Rimmer	6
Louisiana vs Coastal Carolina (11/24/13)	
Josh Cameron	6
Coastal Carolina vs N.C. Wesleyan (12/05/13)	
Luqman Tijani	6
Greensboro College vs Coastal Carolina (12/30/12)	
Anthony Raffa	6
Coastal Carolina vs Gardner-Webb (02/16/13)	
Jordan Dowling	6
Presbyterian vs Radford (03/05/14)	
Davon Marshall	6
Liberty vs Charleston Southern (03/10/13)	

3-POINT FIELD GOALS ATTEMPTED

1. Tre' Thomas	14
Coppin State vs Coastal Carolina (11/16/16)	
Josh Cameron	14
Coastal Carolina vs Charleston Southern (03/07/14)	
3. Magee Fletcher	13
Wofford vs Coastal Carolina (12/19/16)	
Elijah Wilson	12
Coastal Carolina vs Charleston Southern (03/07/14)	
Saah Nimley	12
Charleston Southern vs Coastal Carolina (01/03/15)	
6. Jordan Downing	11
Presbyterian vs Longwood (03/04/15)	
QJ Peterson	11
VMI vs Coastal Carolina (03/08/14)	
Ty Johnson	11
Warren Wilson vs Coastal Carolina (12/11/14)	
LaMell Hamberg	11
Trinity Baptist vs Coastal Carolina (11/14/14)	
Mathiang Muo	11
Charleston Southern vs Winthrop (03/07/13)	

FREE THROWS MADE

1. Jerome Hill	13
Gardner-Webb vs Coastal Carolina (03/07/15)	

THE HTC CENTER FACILITY RECORDS

INDIVIDUAL RECORDS

Donta Harper.....	13
Gardner-Webb vs Coastal Carolina (02/16/13)	
3. Stan Okoye	12
VMI vs Longwood (03/07/13)	
4. Tyler Harris	11
Auburn vs Coastal Carolina (12/02/15)	
John Brown	11
High Point vs Gardner-Webb (03/06/15)	
Shaquille Johnson	11
Longwood vs Presbyterian (03/04/15)	
Jaron Lane	11
UNC Asheville vs Radford (03/07/14)	
John Caleb Sanders	11
Liberty vs VMI (03/07/13)	
8. Javonte Green.....	10
Radford vs Winthrop (03/06/15)	
Michael Kessens	10
Longwood vs VMI (03/07/13)	
Josh Cameron	10
Coastal Carolina vs Western Carolina (12/04/13)	

FREE THROWS ATTEMPTED

1. Jerome Hill	19
Gardner-Webb vs Coastal Carolina (03/07/15)	
2. Donta Harper.....	16
Gardner-Webb vs Coastal Carolina (02/16/13)	
3. Javonte Green.....	15
Radford vs Winthrop (03/06/15)	
4. Tyler Harris	14
Auburn vs Coastal Carolina (12/02/15)	
Shaquille Johnson	14
Longwood vs Presbyterian (03/04/15)	
Jerome Hill	14
Gardner-Webb vs VMI (03/07/14)	
Stan Okoye	14
VMI vs Longwood (03/07/13)	
8. Shivaughn Wiggins.....	13
Coastal Carolina vs Auburn (12/02/15)	
John Brown	13
High Point vs Gardner-Webb (03/06/15)	
Josh Cameron	13
Coastal Carolina vs UNC Asheville (02/03/15)	
Jaron Lane	13
UNC Asheville vs Radford (03/07/14)	

REBOUNDS

1. D.J. Cunningham.....	19
UNC Asheville vs Radford (03/07/14)	
2. Badou Diagne.....	18
Coastal Carolina vs Presbyterian College (02/26/14)	
3. Demario Beck	16
Coastal Carolina vs Texas Arlington (01/30/17)	
Jerome Hill	16
Gardner-Webb vs VMI (03/07/14)	
Jerome Hill	16
Gardner-Webb vs Longwood (03/05/14)	
Michael Kessens	16
Longwood vs VMI (03/07/13)	
El Hadji Ndieguene	16
Coastal Carolina vs N.C. Wesleyan (12/05/13)	
8. Tristian Curtis	15
Coastal Carolina vs High Point (02/11/16)	
Shaquille Johnson	15
Longwood vs Charleston Southern (03/06/15)	



Badou Diagne (23) ranks second in The HTC Center history with an 18-rebound effort against Presbyterian College on Feb. 26, 2014



Warren Gills (0) owns The HTC Center record with seven steals, achieved against Gardner-Webb on Feb. 15, 2014.

10. Five tied.....	14
LAST: Tristian Curtis - Coastal Carolina vs Winthrop (03/08/15)	

ASSISTS

1. Eric Washington.....	10
Presbyterian vs Campbell (03/05/13)	
2. Shivaughn Wiggins.....	9
Coastal Carolina vs Presbyterian (01/14/16)	
Lucas Woodhouse	9
Longwood vs VMI (03/07/13)	
Elfrid Payton	9
Louisiana vs Coastal Carolina (11/24/13)	
4. Eight tied.....	8
LAST: Jaylen Shaw - Coastal Carolina vs Wyoming (03/27/17)	
7. Eight tied.....	7
LAST: Shivaughn Wiggins - Coastal Carolina vs UNC Asheville (03/06/15)	

STEALS

1. Warren Gillis	7
Coastal Carolina vs Gardner-Webb (02/15/14)	
2. Warren Gillis	6
Coastal Carolina vs Louisiana (11/24/13)	
Tristian Carey	6
Longwood vs UNC Asheville (03/05/13)	
4. Nash Carter	5
Piedmont International vs Coastal Carolina (12/05/16)	
MaCio Teague	5
UNC-Asheville vs Coastal Carolina (12/03/16)	
Lovell Cabbil	5
Liberty vs Coastal Carolina (01/06/16)	
Tyler Strange	5
Gardner-Webb vs High Point (03/06/15)	
Arlon Harper	5
Charleston Southern vs Longwood (03/06/15)	
GILLIS, Warren	5
Coastal Carolina vs Winthrop (01/28/15)	
QJ Peterson	5
VMI vs Coastal Carolina (03/08/14)	

BLOCKED SHOTS

1. Alan Herndon	5
Wyoming vs Coastal Carolina (03/27/17)	
Shaquille Johnson	5
Longwood vs Charleston Southern (03/06/15)	
D.J. Covington.....	5
VMI vs Charleston Southern (03/09/13)	
3. 17 tied.....	4
LAST: Demario Beck - Coastal Carolina vs Loyola (Md.) (03/20/17)	

TURNOVERS

1. Justin Gonyea	8
Warren Wilson vs Coastal Carolina (12/11/14)	
Elfrid Payton	8
Louisiana vs Coastal Carolina Univ. (11/24/13)	
Warren Gillis	8
Coastal Carolina vs Akron (11/09/12)	
4. 11 tied.....	7
LAST: Tarkus Ferguson - Loyola (Md.) vs Coastal Carolina (03/22/17)	

CHANTICLEER COACHES



THE ELLIS FILE

EXPERIENCE

43rd Season Overall
40th Season In NCAA Division I
11th Season At Coastal Carolina

ALMA MATER

Florida State, 1968
(B.S. Physical Education)
Middle Tennessee State, 1972
(M.Ed. Physical Education)

BIRTHDATE

December 5, 1945

HOMETOWN

Marianna, Florida

FAMILY

Wife - Carolyn
Daughters - Chryssa, Anna Catherine
Son - Clay
Grandchildren - Hannah Grace, Ellis,
Sarah, Abbey

COACHING EXPERIENCE

Ruckel Junior High, Assistant Coach, 1968-69
Niceville High School, Assistant Coach, 1969-71
Vanguard High School, Head Coach, 1971-72
Cumberland Univ., Head Coach, 1972-75
South Alabama, Head Coach, 1975-84
Clemson, Head Coach, 1984-94
Auburn, Head Coach, 1994-04
Coastal Carolina, Head Coach, 2007-present

ACHIEVEMENTS

- 1999 AP National Coach of the Year
- 10 Conference Championships
- 10 NCAA Tournament Appearances
- 12 NIT Appearances
- Six-Time Conference Coach of the Year
- Coached 50 Professional Players

CLIFF ELLIS

HEAD COACH • FLORIDA STATE, 1968

11th Season At Coastal Carolina • 199-129 (109-64 Big South/Sun Belt)

43rd season overall • 811-478

Overall Division I Record: 733-466

On January 14, 2017, Ellis became one of the few 800-game winners in collegiate basketball with the Chants 85-73 win over Appalachian State.

Ellis will enter his 11th season as the Head Coach at Coastal Carolina, his 43rd season overall as a collegiate basketball coach with 733 total wins as an NCAA Division I coach, good enough for sixth place among all active NCAA coaches.

He also enters the 2017-18 season as the all-time winningest NCAA Division I coach in South Carolina history. His combined wins while leading both Clemson and Coastal Carolina stands at 378, 95 more than his nearest competitor, former long-time South Carolina coach, Frank McGuire, who had 283 wins with the Gamecocks.

His first win in 2017-18 will be his 200th win as head coach at CCU and the Chants will be looking to win at least 20 games for the fifth consecutive season and seventh under Ellis.

Ellis led the Chanticleers into their new conference, the Sun Belt, during the 2016-17 season. CCU finished the season with a 20-19 record and tied for sixth in the conference with a 10-8 season.

Following the season, CCU received an invitation to its first College Basketball Invitation where it won four games before falling in the championship game at Wyoming.

Ellis had his starting guard Jaylen Shaw become the first Chanticleer to receive All-Sun Belt honors following the season.

Elijah Wilson capped off his career as one of the best to ever put on the teal, finishing third among all CCU career-scorers with 1,885 points.

The 2015-16 was the final season in Big South play and Ellis led the team to a 21-12 record and a tie for third in the conference with a 12-6 record.

CCU played in the CIT following the season registering three consecutive wins before falling in the semifinals to UC Irvine.

Elijah Wilson and Shivaughn Wiggins were named Honorable Mention All-Big South while Tristan Curtis received the Big South Scholar-Athlete of the Year award.

While at Coastal Carolina, Ellis has amassed a pair of Big South regular season championships and two conference tournament titles, making him one of only 12 coaches in NCAA Division I history to lead four different institutions to the NCAA Tournament. Furthermore, with a victory over UNC Asheville on Feb. 3, 2015, Ellis became the only coach in NCAA Division I history to tally 150-plus wins at four institutions. He is also one of two coaches to win championships in both the Atlantic Coast Conference and Southeastern Conference.

Ellis is a member of three halls of fame after entering Clemson's in 2013. He was already part of the Mobile (Ala.) Area Sports and Cumberland College halls of fame. He was also named the recipient of the 2014 Gene Bartow Award, which

recognizes those who have made outstanding contributions to the game, on and off the floor.

He is also just one of four coaches in NCAA Division I history to make multiple NCAA Tournament appearances with four separate schools and has been named conference Coach of the Year six times in his career.

Over his 42 year coaching career, Ellis has guided his squads to 10 NCAA Tournaments and earned 13 National Invitation Tournament bids. Ellis' teams have advanced to the Sweet 16 of the NCAA Tournament three times: once with Clemson in 1990 and twice with Auburn (1999 and 2003).

In 2014-15, Ellis guided the Chanticleers to a 21-9 regular season record, including a 12-6 mark in Big South play to earn the No. 3 seed in the VisitMyrtleBeach.com Big South Basketball Championship. In the league tournament the Chants rallied for wins over UNC Asheville and Gardner-Webb before running away from Winthrop in the title game to secure a second straight trip to the NCAA Tournament -- a program first. Coastal was seeded 16th in the West Region and faced No. 1-seeded Wisconsin in the NCAA Tournament. The Chants took a pair of early leads over the Badgers, but the eventual national runner-up pulled away for an 86-72 victory.

In addition to a signature non-conference victory at Auburn and a 15-2 home record, 2014-15 highlights included Josh Cameron earning a pair of Big South Player of the Week awards, Warren Gillis surpassing the 1,000 career point total and earning second team all-conference honors along with Elijah Wilson being named the Big South Tournament MVP after averaging 20.3 points per game.

Ellis led the Chants to a 19-12 regular season finish during the 2013-14 season, including an 11-5 conference record earning the Chants' first Big South Conference South Division Championship. Coastal went on to win three-straight games in the VisitMyrtleBeach.com Big South Championship to earn its third Big South Conference Tournament Championship, first since 1991. Coastal nearly upset top-seed Virginia at the NCAA Tournament. The Chants led by as many as 10 points in the first half but a late surge by the Cavaliers gave UVA the victory.

Warren Gillis was named Second Team All-Big South Conference while Elijah Wilson earned an Honorable Mention. Wilson was also named to the Big South All-Freshman Team. Gillis went on to earn Tournament MVP honors while Josh Cameron was named to the All-Tournament team.

Ellis' 2012-13 campaign featured a season opening win over perennial mid-major power Akron when the Chants opened their new home, The HTC Center. Coastal also picked up a 69-46 home win over Clemson in late December, giving Ellis back-to-back victories over the Tigers.

Ellis led Coastal to a 14-15 overall record in 2012-13 but the

CLIFF ELLIS IS THE ONLY COACH IN NCAA DIVISION I HISTORY TO WIN 170-PLUS GAMES AT FOUR DIFFERENT UNIVERSITIES



Chants were 12-4 at home with a near perfect 7-1 conference home ledger. Ellis helped guide senior Anthony Raffa to All-District and All-Conference honors during the season while the Chants finished fourth in the Big South Conference's South Division.

In 2011-12, Ellis led the Chants to their first appearance in the CollegeInsider.com Postseason Tournament. Coastal finished the season with a 19-12 record, while going 12-6 in Big South Conference play. Raffa earned second team All-District honors from the National Association of Basketball Coaches, and Raffa and teammate Chris Gradnigo were named second team All-Conference.

Ellis led the Chants to victories over LSU and Clemson during the season, marking the first time in school history that Coastal Carolina had recorded two wins in the same season over BCS schools. The win over LSU was the second-straight victory for the Chanticleers over the Tigers in as many seasons.

During the 2010-11 season, Ellis led Coastal Carolina to its second straight trip to the NIT after earning an automatic bid by winning the Big South regular season title with a school-record 16-2 conference mark. The Chanticleers opened league play with 15-straight victories and went on to set an all-time Big South record for single-season conference wins.

It was the second-straight season that Coastal Carolina captured the Big South regular season title and was the first time since the 1990 and 1991 seasons that the Chanticleers won consecutive league titles.

The Chanticleers were also a perfect 9-0 on the road in conference during the 2010-11 season and became just the second team in league history to accomplish that feat. In addition, the Chants were also the first team in conference history to win five Big South road games by at least 20 points. Coastal won by 22 at VMI (Jan. 6), 21 at UNC Asheville (Jan. 20), 24 at High Point (Jan. 27), 23 at Radford (Jan. 29) and 20 at Presbyterian (Feb. 10).

Coastal Carolina was also the first team in Big South history to win at least 25 games in back-to-back seasons and owns the conference record for the most wins in consecutive seasons with 56.

Ellis helped orchestrate one of the greatest seasons in Coastal Carolina basketball history in 2009-10, as the Chanticleers won the Big South regular season title with an overall record of 28-7 to set a new school record for the most wins in a season, surpassing the previous record of 24 victories set during the 1990-91 season. Coastal also finished the season with a 15-3 mark inside the Big South

to post a new school record for conference victories. Ellis was selected as the Big South Coach of the Year and guided the Chants to a second-place finish in the Big South Tournament.

Three Chanticleers were named All-Big South in 2009-10 under the direction of Ellis. Senior Joseph Harris and junior Chad Gray were both tabbed to the All-Big South first team, while newcomer Kierre Greenwood was named to the Big South All-Freshman Team. Harris ranked eighth in the Big South in scoring with 14.2 points per game and second in the league and 30th in the nation with 9.6 rebounds per game. Gray stood seventh in the conference in scoring with 14.3 points per game, while Greenwood ranked eighth in assists with 3.34 helpers per game.

Harris flourished under the direction of Ellis and finished his career as the only player in Big South history with 1,000 points, 1,000 rebounds, 200 steals and 100 blocked shots. In fact, Harris ranks first all-time in Big South history in rebounds (1,152) and games played (134), while standing tied for second in field goal percentage (.561).

In 2008-09, Ellis guided the Chants to victories over Conference USA foe East Carolina as well as home wins against UNC Asheville and Winthrop and last-second buzzer-beater victories at High Point and against VMI, who finished second in the Big South. Coastal Carolina had an All-Big South First Team selection in Harris, who led the Big South in rebounding and field-goal percentage. He also had 11 straight double-doubles and was in the top-10 in the nation in rebounding despite standing only 6-foot-5.

Despite a myriad of injuries that affected the Chanticleers in Ellis' first season, Coastal Carolina won 13 games, including six Big South contests, and was competitive in most games night in and night out. The Chanticleers defeated Big South Conference Tournament champion Winthrop 50-49 Jan. 26 and had thrilling buzzer-beating wins over Radford (76-75) Jan. 12 and Charleston Southern (85-78 in OT) Feb. 2. Coastal Carolina also had two big wins over High Point, including a heart-pounding 56-55 win Feb. 18. Ellis coached Jack Leasure, who was an All-Big South Second Team selection, an ESPN The Magazine Academic All-America selection and was the Big South Male Scholar-Athlete of the Year for all sports. Ellis also guided Anthony Breeze to a Big South All-Freshman selection.

Ellis spent 10 years (1994-2004) as the head coach at

ELLIS' COACHING RECORD

HEAD COACHING RECORD

Year	School	Record	Conference	
			Finish	Postseason
1972-73	Cumberland (TN)	26-4	--	--
1973-74	Cumberland (TN)	26-4	--	--
1974-75	Cumberland (TN)	26-4	--	--

THREE SEASONS **78-12 (.867)** Two Championships

Year	School	Record	Conference	
			Finish	Postseason
1975-76	South Alabama	18-9	--	--
1976-77	South Alabama	17-10	3rd	--
1977-78	South Alabama	18-10	4th	--
1978-79	South Alabama	20-7	1st	NCAA 1st Rd.
1979-80	South Alabama	23-6	1st	NCAA 1st Rd.
1980-81	South Alabama	25-6	1st	NIT Quarterfinal
1981-82	South Alabama	12-16	6th	
1982-83	South Alabama	16-12	5th	
1983-84	South Alabama	22-8	2nd	

NINE SEASONS **171-84 (.671)**

Year	School	Record	Conference	
			Finish	Postseason
1984-85	Clemson	16-13	t-6th	NIT 1st Rd.
1985-86	Clemson	19-15	7th	NIT Quarterfinal
1986-87	Clemson	25-6	2nd	NCAA 1st Rd.
1987-88	Clemson	14-15	7th	NIT 1st Rd.
1988-89	Clemson	19-11	6th	NCAA 2nd Rd.
1989-90	Clemson	24-8 ¹	1st	NCAA Sweet 16
1990-91	Clemson	11-17	7th	--
1991-92	Clemson	14-14	9th	--
1992-93	Clemson	17-13	7th	NIT 2nd Rd.
1993-94	Clemson	18-16	t-7th	NIT Quarterfinal

10 SEASONS **177-128 (.580)**

¹ - Two wins and one loss in NCAA Tournament games vacated

Year	School	Record	Conference	
			Finish	Postseason
1994-95	Auburn	16-13	4th (West)	NIT 1st Rd.
1995-96	Auburn	19-13	t-4th (West)	NIT 1st Rd.
1996-97	Auburn	16-15	t-3rd (West)	--
1997-98	Auburn	16-14	3rd (West)	NIT 2nd Rd.
1998-99	Auburn	29-4	1st (West)	NCAA Sweet 16
1999-00	Auburn	24-10	2nd (West)	NCAA 2nd Rd.
2000-01	Auburn	18-14	t-4th (West)	NIT 2nd Rd.
2001-02	Auburn	12-16	6th (West)	--
2002-03	Auburn	22-12	t-2nd (West)	NCAA Sweet 16
2003-04	Auburn	14-14	t-4th (West)	--

10 SEASONS **186-125 (.598)**

Year	School	Record	Conference	
			Finish	Postseason
2007-08	Coastal Carolina	13-15	t-5th	--
2008-09	Coastal Carolina	11-20	7th	--
2009-10	Coastal Carolina	28-7	1st	NIT 1st Rd.
2010-11	Coastal Carolina	28-6	1st	NIT 1st Rd.
2011-12	Coastal Carolina	19-12	2nd	CIT 1st Rd.
2012-13	Coastal Carolina	14-15	4th	--
2013-14	Coastal Carolina	21-13	t-2nd ²	NCAA 1st Rd.
2014-15	Coastal Carolina	24-10	t-3rd	NCAA 1st Rd.
2015-16	Coastal Carolina	21-12	t-3rd	CIT Semifinals
2016-17	Coastal Carolina	20-19	t-6th	CBI Finals

10 SEASONS **199-129 (.607)**

² - Big South South Division Champions



Auburn, posting a 186-125 (.598) record. During his time, Ellis led the Tigers to a school record 29-4 mark in 1998-99, including a 14-2 mark in the SEC to win the league title, and took the team to the NCAA Championship as a No. 1 seed, eventually advancing to the Sweet 16. He was named the 1999 Southeastern Conference and National Coach of the Year by six different organizations, including the John and Nellie Wooden and Associated Press awards. Ellis also led Auburn to the 2000 NCAA Tournament after a 24-10 record overall, becoming a finalist for National Coach of the Year. He also garnered 1995 SEC Coach of the Year honors in his first year at Auburn after taking the Tigers to a 16-13 record overall, earning a berth in the NIT.

Ellis took the Tigers to seven postseason appearances in his 10 years. A preseason last-place pick in the SEC, the Tigers went to the 2003 NCAA Tournament Sweet 16, losing to eventual National Champion Syracuse 79-78. Auburn had a 22-12 record in 2002-03, 8-8 in the SEC and a runner-up finish in the Western Division. It marked the third-most wins in school history, all three while Ellis was at the helm. Senior Marquis Daniels was a first-team All-SEC selection and the Birmingham News' SEC Player of the Year and went on to play for the Boston Celtics.

In the story book 1998-99 season, the Tigers climbed as high as No. 2 in the nation in both the Associated Press and USA Today/ESPN Coaches polls and finished the season No. 4. Auburn won the outright SEC Championship (the school had only won two in the previous 67-year history of the SEC with the other coming in 1960), SEC Western Division Championship and set the state of Alabama record for victories in a season with a 29-4 record.

Beard-Eaves-Memorial Coliseum sold out seven times, and a record 123,881 fans passed through its doors. The Tigers had never had back-to-back home sellouts in the then 31-year history of the Coliseum. In fact, he reached 100 wins at Auburn faster than any other coach in Tiger history, including the legendary Joel Eaves, Auburn's all-time winningest coach for whom the Coliseum is named.

In 1999-2000, Auburn was named the preseason No. 1 ranked team in the nation by Sports Illustrated and sold out of all 10,500 season tickets for the first time in school history prior to the season. The Tigers spent most of the

year in the top 10, had the second-longest homecourt winning streak in the nation at 30 games and led the SEC's Western Division for 29 straight weeks dating back to 1998-99. The Tigers' 24 wins in 1999-2000 marked the second-most wins in school history, and the Tigers' 50-9 record over the two years was the fourth-best mark in the nation behind Duke, Cincinnati and Stanford. The 53 combined wins were the most wins in back-to-back seasons in school history. Auburn played in the SEC Tournament Championship game for only the third time in school history.

Ellis coached at Clemson from 1984-1994, putting together a 177-128 (.580) record in his tenure. While at Clemson, Ellis led the Tigers to the 1990 Atlantic Coast Conference title, the only one in the school's history, with a 24-8 overall record, a 10-4 ACC mark and an appearance in the NCAA Tournament's Sweet 16. For his efforts, he earned ACC and NABC and US Basketball Writers District III Coach of the Year honors. He had previously garnered the ACC and District Coach of the Year awards in 1987 after pacing the Tigers to a 25-6 mark, the best in the school history, a runner-up finish in the ACC and a berth in the NCAA Tournament. The Tigers had been to postseason play just five times prior to his arrival. He was the first coach in ACC history to guide a school to postseason play in each of his first six years with a league program.

The 1989-90 Clemson team continued the tradition of excellence that Ellis began when he took over the program. For the first time in the school's 80-year history, the Tigers won the regular-season Atlantic Coast Conference title. Also for the first time, two Tigers were All-ACC first-team selections of the Associated Press/Atlantic Coast Sportswriters in the same year. Ellis became the first Tiger basketball coach to be named conference Coach of the Year twice (1987 and 1990).

Later that season, Ellis' Tigers knocked off ACC foe North Carolina 69-61, and four days later, defeated fifth-ranked Duke 97-93. The Duke victory also gave Clemson its 24th consecutive victory in Littlejohn Coliseum, setting the Clemson record and ranking fourth best in active home winning streaks nationwide. Included in those 24 wins were 13 victories over ACC teams, five ranked in the AP Top 25, three in the Top 10.

In 1986-87, Ellis' Tigers became the most successful team in Clemson history, finishing with a 25-6 record, a No. 13 national ranking and an NCAA Tournament berth. Ellis, who became the first Clemson coach to be named ACC Coach of the Year, was also named NABC District III Coach of the Year by his peers and the state of South Carolina Coach of the Year. The Tigers defeated five USA Today Top 25 teams and became only the second squad (at that time) in Clemson history to be invited to the NCAA Tournament. Ellis also moved Clemson into the Top 10 in both the AP and UPI polls for the first time in school history.

Ellis started his Division I head coaching career at South Alabama from 1975-1984, where he developed the program into a nationally recognized team in his nine years. He had a 171-84 (.671) record, the highest winning percentage in South Alabama history and led the Jaguars to three Sun Belt Conference Championships and two NCAA Tournament appearances, while earning one Sun Belt Conference Coach of the Year award. He led the Jaguars to a top-10 national ranking during his tenure.

During his time with the Jaguars, he also served as the Athletic Director and was inducted into the Mobile Sports Hall of Fame in 2003 for the work he did with the Jaguars' basketball program.

He started his collegiate head coaching career at Cumberland University, where he also served as athletic director from 1973-1975. In his three years, he led Cumberland to a 78-12 (.867) record, including two league championships. Ellis started his career in the high school ranks, coaching at Ocala Vanguard and Niceville high schools and Ruckel Junior High School in his first four years.

Ellis has always had a reputation for recruiting top-notch athletes. Four of his players from the 1980-81 South Alabama team were drafted in the NBA, more than any other school in the nation. The Jaguars had three more drafted in 1985, all players Ellis had recruited to the school. He has six first round choices, including 1994 NBA lottery pick Sharone Wright, Terry Catledge, Horace Grant, Elden Campbell, Dale Davis and Mamadou N'diaye, and he has coached a conference player of the year four times. Chris Whitney, a second round pick in the 1993 NBA Draft, is another former Clemson Tiger who played for Ellis. In his first year at Auburn, Ellis signed point guard Moochie Norris, who was a second round NBA Draft pick in 1996 and played for the Houston Rockets. Chris Porter was drafted in the second round by the Golden State Warriors in 2000. Point guard Jamison Brewer was drafted in the second round of the 2001 NBA Draft by the Indiana Pacers.

Prior to coaching at Coastal Carolina, Ellis worked as a television broadcast analyst, with numerous national and regional games including Big South Conference and Coastal Carolina games, from 2004-2007.

Ellis earned his bachelor's degree in physical education from Florida State in 1968 and his master's degree, also in physical education, from Middle Tennessee State in 1972.

Ellis is also a musician, author and former ostrich farmer. He started in the recording business before coaching and has released many records. In 1991, he released a record called "Loveland" by Cliff Ellis and the EBS All-Star Blues Band. He cut another record, "Cliff Ellis and Friends," which includes several rock 'n' roll songs and a rendition of "Amazing Grace" dedicated to the late Jim Valvano, a close friend who taught Ellis much about life through his battle with cancer. "Shake, Rattle and Roll," another song on the compact disc, climbed all the way to No. 13 on the "Beach Music" charts. His most recent CD is "People Get Ready" in which he collaborated with Grammy winner Marty Rabun (Shenandoah) and former Auburn players. Ellis also has seven publications to his credit. He has published three books - "Zone Press Variations for Winning Basketball," "The Complete Book of Fast Break Basketball" and "Cliff Ellis: The Winning Edge," released in the summer of 2000.

Ellis is married to the former Carolyn Ratzlaff and they have three children, Chryssa Rutland, Clay and Anna Catherine Moore, and four grandchildren, Hannah Grace and Ellis Rutland and Sarah and Abbey Moore.



ELLIS' CAREER NCAA TOURNAMENT HISTORY

SOUTH ALABAMA



1979 NCAA Tournament
Midwest Regional
No. 6 Seed
Round of 32
(3) Louisville L 66-69

1980 NCAA Tournament
Midwest Regional
No. 9 Seed
Round of 48
(8) Alcorn State L 62-70

CLEMSON



1987 NCAA Tournament
Southeast Regional
No. 4 Seed
Round of 64
(13) Southwest Missouri St. L 60-65

1989 NCAA Tournament
West Regional
No. 9 Seed
Round of 64
(8) St. Mary's W 83-70
Round of 32
(1) Arizona L 68-94

1990 NCAA Tournament
East Regional
No. 5 Seed
Round of 64
(12) BYU W 49-47
Round of 32
(4) LaSalle W 79-75
Round of 16
(1) Connecticut L 70-71

AUBURN



1999 NCAA Tournament
South Regional
No. 1 Seed
Round of 64
(16) Winthrop W 80-41
Round of 32
(9) Okla. State W 81-74
Round of 16
(4) Ohio State L 63-72

2000 NCAA Tournament
Midwest Regional
No. 7 Seed
Round of 64
(10) Creighton W 72-69
Round of 32
(2) Iowa State L 60-79

2003 NCAA Tournament
Midwest Regional
No. 10 Seed
Round of 64
(7) Saint Joseph's W 65-63
Round of 32
(2) Wake Forest W 68-62
Round of 16
(3) Syracuse L 78-79

COASTAL CAROLINA



2014 NCAA Tournament
East Regional
No. 16 Seed
Round of 64
(1) Virginia L 59-70

2015 NCAA Tournament
West Regional
No. 16 Seed
Round of 64
(1) Wisconsin L 72-86

DIVISION I WINNINGEST ACTIVE COACHES

(AS DIVISION I HEAD COACH, THROUGH 2016-17 SEASON)

COACH	SCHOOL	WINS
1. MIKE KRZYZEWSKI	DUKE	1,071
2. JIM BOEHEIM	SYRACUSE	903
3. ROY WILLIAMS	NORTH CAROLINA	816
4. BOB HUGGINS	WEST VIRGINIA	748
5. CLIFF ELLIS	COASTAL CAROLINA	733
6. JOHN CALIPARI	KENTUCKY	691
7. RICK BARNES	TENNESSEE	635
8. BILL SELF	KANSAS	623
9. LON KRUGER	OKLAHOMA	601

COACHES TO TAKE FOUR SCHOOLS TO THE NCAA TOURNAMENT

COACH	SCHOOLS
STEVE ALFORD	MISSOURI STATE, IOWA, NEW MEXICO, UCLA
JOHN BEILEIN	CANISIUS, RICHMOND, WEST VIRGINIA, MICHIGAN
LEFTY DRIESELL	DAVIDSON, MARYLAND, JAMES MADISON, GEORGIA STATE
CLIFF ELLIS	SOUTH ALABAMA, CLEMSON, AUBURN, COASTAL CAROLINA
LARRY EUSTACHY	UTAH STATE, IOWA STATE, SOUTHERN MISSISSIPPI, COLORADO STATE
JIM HARRICK	PEPPERDINE, UCLA, RHODE ISLAND, GEORGIA
LON KRUGER	KANSAS STATE, FLORIDA, ILLINOIS, UNLV, OKLAHOMA
FRAN MCCAFFERY	LEHIGH, UNC GREENSBORO, SIENA, IOWA
TOM PENDERS	RHODE ISLAND, TEXAS, GEORGE WASHINGTON, HOUSTON
RICK PITINO	BOSTON UNIVERSITY, PROVIDENCE, KENTUCKY, LOUISVILLE
TUBBY SMITH	TULSA, GEORGIA, KENTUCKY, MINNESOTA
EDDIE SUTTON	CREIGHTON, ARKANSAS, KENTUCKY, OKLAHOMA STATE

CHANTICLEER COACHES

BENNY MOSS

ASSOCIATE HEAD COACH

Seventh Season At Coastal Carolina • Charlotte, 1992



THE MOSS FILE

EXPERIENCE

26th Season Overall
Seventh Season At Coastal Carolina

ALMA MATER

Charlotte, 1992
(B.A. Business Administration)

HOMETOWN

Winston-Salem, N.C.

FAMILY

Wife - Dee Dee
Daughter - Courtney
Son - Duane

COACHING EXPERIENCE

Pfeiffer, Assistant Coach, 1993-96
Phillips, Assistant Coach, 1996-98
Henderson State, Assistant Coach, 1998-00
Charlotte, Assistant Coach, 2001-06
UNC Wilmington, Head Coach, 2006-10
Coastal Carolina, Assistant Coach, 2011-13
Coastal Carolina, Associate Head Coach, 2014-present

The 2017-18 season is Benny Moss' seventh on Cliff Ellis' staff at Coastal Carolina University. He was promoted from assistant coach to associate head coach following the successful 2013-14 campaign.

In Moss' time at Coastal Carolina, the Chanticleers have won two Big South tournament championships, advanced to a pair of NCAA Tournaments, played in a CIT and CBI postseason tournament.

Moss helped lead the Chanticleers into the Sun Belt Conference for the first time as CCU finished tied for sixth after winning 10 games in their first season as members of the Sun Belt.

Following the season guard Jaylen Shaw became CCU's first All-Sun Belt honoree after being named to the second team.

CCU had another 20-win season and moved into the College Basketball Invitational where they won four games in making the tournament finals before falling in the championship at Wyoming.

In the Chants final season (2015-16) in the Big South, Moss helped oversee a 21-12 overall record with CCU finishing tied for third in the conference with a 12-6 conference tilt.

Elijah Wilson and Shivaughn Wiggins were named Honorable Mention All-Big South while Tristan Curtis was named the Big South Scholar-Athlete of the Year.

The 2013-14 season proved to be CCU's breakthrough season as the Chanticleers advanced to their third NCAA Tournament appearance and first since 1993. The Chants ended the regular season with an 18-12 overall record and an 11-5 mark in Big South Conference play. Coastal captured its first Big South Conference South Division Championship and then went on to win three-straight games in the VisitMyrtleBeach.com Big South Championships to earn its third Big South Tournament Championship and first since 1991.

Moss guided Warren Gillis to second team All-Big South Conference honors while Elijah Wilson was given an Honorable Mention. Wilson also was named to the Big South Conference All-Freshman team. Gillis went on to earn Tournament MVP honors while Josh Cameron was named to the All-Tournament team.

In 2014-15, Moss aided the Chanticleers to a 21-9 regular season record, including a 12-6 mark in Big South play to earn the No. 3 seed in the VisitMyrtleBeach.com Big South Basketball Championship. In the league tournament the Chants rallied for wins over UNC Asheville and Gardner-Webb before running away from Winthrop in the title game to secure a second straight trip to the NCAA Tournament -- a program first. Coastal was seeded 16th in the West Region and faced No. 1-seeded Wisconsin in the NCAA Tournament.

In addition to a signature non-conference victory at Auburn and a 15-2 home record, 2014-15 highlights included Josh Cameron earning a pair of Big South Player of the Week awards, Warren Gillis surpassing the 1,000 career point total and earning second team all-conference and NABC All-District honors along with Elijah Wilson being named the Big South Tournament MVP after averaging 20.3 points per game.

During the 2012-13 season, Moss helped guide senior Anthony Raffa to first team All-Conference recognition. Raffa went on to play professionally in Europe following his senior season.

In Moss' first season with Coastal the Chanticleers made their first trip to the CollegeInsider.com Post Season Tournament. The Chants compiled a 19-12 record including a 12-6 mark in Big South Conference play. Two Chants were named second team All-Conference while one went on to be named second team All-District by the National Association of Basketball Coaches.

Prior to Coastal, Moss served as the head basketball coach at UNC Wilmington from 2006-2010. After a 7-22 campaign in his first season in 2006-07, Moss engineered one of the biggest turnarounds in the NCAA when the Seahawks went 20-13 in his second year at the helm in 2007-08. During his stint at UNC Wilmington he finished with an overall record of 41-74.

Before being named the head coach at Wilmington, Moss served six seasons as the top assistant for Bobby Lutz at UNC Charlotte, where the 49ers compiled a 114-69 record during his stay.

During his six years at Charlotte, the 49ers won two league titles, posted three 20-win seasons and advanced to four NCAA Tournaments.

Moss lettered two years at UNCC under head coach Jeff Mullins before transferring to Pfeiffer, where he played and later coached under Lutz. He was named to the 1990 Sun Belt Conference All-Freshman Team at UNCC, earned Academic All-American honors and was voted to the 1993 Carolinas Conference All-Tournament Team at Pfeiffer.

Moss served as an assistant coach at Pfeiffer for three seasons as the Falcons went 71-22. Pfeiffer won a pair of conference titles, advanced to two NAIA National Tournaments that included a runner-up finish in 1995.

Moss earned his Bachelor's Degree in business administration from Charlotte in 1992 and completed his M.B.A at Pfeiffer in 1994.

He and his wife, Dee Dee, have a son, Duane, and a daughter, Courtney. Duane will play collegiate basketball at Chattanooga.



CHANTICLEER COACHES



PATRICK BLAKE

ASSISTANT COACH

Third Season At Coastal Carolina • Louisville, 2009

THE BLAKE FILE**EXPERIENCE**

Seventh Season Overall
Third Season At Coastal Carolina

ALMA MATER

Louisville, 2009
(B.A. Business Marketing)

HOMETOWN

Evansville, Ind.

COACHING EXPERIENCE

Chipola, Assistant Coach, 2010-12
Chipola, Head Coach, 2012-15
Coastal Carolina, Assistant Coach, 2015-present

The 2017-18 season will be Patrick Blake's third on Cliff Ellis' staff at Coastal Carolina University.

Blake helped lead the Chanticleers into their first season as member's of the Sun Belt Conference during the 2016-17 season.

CCU went on to finish tied for third in the conference with a 10-8 season and finished 20-19 during the regular season, including a post-season run to the championship game of the College Basketball Invitation.

Over the course of the season the Chanticleers set program records for number of games played in a single season (39), points scored (2,833), field goals made (1,021), three point field goals made (318), rebounds (1,574) and rebound average (40.4).

The 2015-16 season saw Blake help the Chants to a 21-12 overall record and a tie for third in their final season in the Big South Conference with a 12-6 conference record.

Following the season, CCU participated in the CIT where they made a run to the semifinals before falling one game short of the title game in a loss to UC Irvine.

Prior to Coastal, Blake served on the men's basketball staff at Chipola for five years, the first two as an assistant and the final three seasons as head coach. In his time as head coach, he compiled an overall record of 62-30 and was named the 2013-14 Panhandle Conference and state coach of the year.

During the 2013-14 season, which produced a 26-6 record, Coach Blake led the Indians to a Panhandle Conference Championship, NJCAA Region VIII/FCSAA Championship and an Elite

Eight appearance at the NJCAA National Tournament. The Indians' squad featured the top junior college player in the country, Cinmeon Bowers. All five starting sophomores from the 2013-14 team signed NCAA Division I scholarships: Bowers (Auburn), Sam Cassell, Jr. (UConn), Torian Graham (Houston), Carlos Morris (Minnesota), and Demetrious Floyd (Stephen F. Austin). Furthermore, Cassell, Jr. earned NJCAA All-American honors and was named the FCSAA Male Athlete of the Year.

For the 2012-13 season, the Indians posted a 26-5 record and a second-place finish in the Panhandle Conference. Blake's first recruiting class produced three Panhandle All-Conference selections and was comprised of five of the nation's top-40 players, including the No. 1 and No. 4 ranked players overall.

In addition to his work on the court, Blake led the Indians to an improved performance in the classroom and in the community. The Indians posted a team GPA of greater than 3.0 and saw the largest turnout for Chipola's Basketball Camp.

Prior to being named as head coach, Blake served as an assistant coach at Chipola during the 2011 and 2012 seasons. The Indians won the Panhandle Conference in 2011.

Before Chipola, Blake served as a graduate assistant under head coach Andy Kennedy at the University of Mississippi.

Blake graduated from the University of Louisville in June 2009 with a degree in business marketing. At Louisville, he was a student manager for head coach Rick Pitino for four years, serving as head manager for the last two. Blake is a native of Evansville, Indiana.

CHANTICLEER COACHES

PATRICE DAYS

ASSISTANT COACH

First Season At Coastal Carolina • New Orleans, 2010



THE DAYS FILE

EXPERIENCE

4th Season Overall
First Season At Coastal Carolina

ALMA MATER

New Orleans, 2010
(B.A. Interdisciplinary Studies)

HOMETOWN

Piney Woods, Miss.

COACHING EXPERIENCE

UNC Charlotte, Graduate Assistant Coach,
2010-11
Mack Prep School, Assistant Coach, 2011-12
Arlington County Day School, Assistant
Coach, 2012-13
Abilene Christian, Assistant Coach, 2013-15
Wright State, Assistant Coach, 2015-16
Southern Utah, Assistant Coach, 2016-17
Coastal Carolina, Assistant Coach, 2017-present

Patrice Days has joined the Coastal Carolina men's basketball coaching staff. Days comes to CCU after spending a season at Southern Utah University.

Before landing at Southern Utah, Days was an assistant coach at Wright State where he worked with player development, daily practices, scouting and recruiting. He also spent time at Wright State working as an academic coach for student-athletes.

Days got his start in full-time collegiate coaching as an assistant coach at Abilene Christian University.

Before joining the ACU Wildcats, Days was an assistant coach at Arlington County Day School in Jacksonville, Fla. He helped lead the team to a 30-4 record during the 2012-13 season. He was

also an assistant coach at Mack Prep, and was a graduate assistant at UNC Charlotte.

He spent some time at New Orleans, his alma mater, as a student manager.

After graduating from Piney Woods High School in Mississippi, he signed with Southern University (La.) of the Southwestern Athletic Conference. After a season at the Baton Rouge institution, he went on to spend a season at Caldwell (N.C.) Community College before moving on to New Orleans.

In 2010, Days became a graduate of New Orleans with a degree in interdisciplinary Studies, with a minor in both business and education.

CHANTICLEER SUPPORT STAFF



MATT HURT

Director of Operations

Sixth Season At Coastal Carolina • Alice Lloyd, 2007

Matt Hurt joined Cliff Ellis' staff as men's basketball director of operations prior to the 2012-13 season. Hurt has been a part of the Coastal men's basketball program since 2010 when he was hired as a graduate assistant coach.

Hurt's duties as director of basketball operations include organizing team travel, practice and day to day scheduling, responsibility of team managers, budget, while also serving as director

of the Cliff Ellis Team Summer Camps.

He first came to CCU as a graduate assistant for the 2010-11 season. He helped handle the team's equipment, academic supervising, team travel and video editing. Prior to the 2011-12 season, he was hired as the team's video coordinator. He handled all video editing responsibilities as well as helping with the day-to-day operations of the men's basketball program.

Prior to his arrival at Coastal, Hurt spent one season as the men's basketball assistant coach at Pikeville College in Pikeville, Ky. He assisted in all aspects of running the program including recruiting, scouting, on floor coaching and video editing. He also served as the camp coordinator for all of Pikeville's basketball camps and as the team's academic coordinator.

Hurt also has experience at the high school level where he was an assistant coach four seasons. He spent the 2008-09 season at Knott County Central High School in Hindman, Ky. where his team achieved a 22-9 record and was ranked in the top-25 in the state. Prior to KCCHS, he spent three seasons at Cordia High School

in Hazard, Ky. He was promoted to associate head coach prior to the 2007-08 season. He helped Cordia to their first 20-win season in 20 years during the 2007-08 campaign as the Lions finished 20-10.

Hurt graduated from Alice Lloyd College in 2007 with a bachelor's degree in social studies education grades 5-12.



TRAVIS EATON

Video Coordinator

First Season At Coastal Carolina • North Carolina State, 2017

Travis Eaton joined Cliff Ellis' staff as the program's video coordinator prior to the 2017-18 season.

In his current role, Eaton is in charge of collecting game tapes, breaking down practice and game footage for instructional use and organizing scouting video for the Chanticleer coaching staff.

Eaton came to CCU after graduating from North Carolina State where he received his degree in sports management in 2014. He

received his master's in 2017 from Arizona State in Race, Religion and Culture.



EVAN BEATY
Graduate Assistant



TREY RAKES
Student Manager




MATT DONALSON

Assistant Director of Speed, Strength & Conditioning
Fourth Season At Coastal Carolina • Culver Stockton, 2008



DARRELL ORAND

Assistant Media Relations Director
Second Season At Coastal Carolina • Freed-Hardeman, 1985



STEVEN SILVERSPARRE

Athletic Training Assistant
Fourth Season At Coastal Carolina • California State - Chico, 2012



BONNIE NEAL
Administrative
Specialist



MARANDA SCOTT

Academic Advisor
Second Season At Coastal Carolina • West Virginia University, 2015

CHANTICLEER STUDENT-ATHLETES (RETURNERS)

ARTUR LABINOWICZ

GUARD • 6-4 • 190 • SOPHOMORE

CHARLOTTE, N.C. • COMBINE ACADEMY



2

LABINOWICZ' CAREER HIGHS

POINTS

14 (at Little Rock, 02/04/17)

REBOUNDS

10 (vs. Georgia State, 02/13/17)

FIELD GOALS

5 (vs. Hampton, 03/15/17)

FIELD GOAL ATTEMPTS

10 (2x, last vs. Illinois-Chicago, 03/22/17)

THREE-POINT FIELD GOALS

3 (2x, last at Troy, 02/18/17)

THREE-POINT ATTEMPTS

8 (at Troy, 02/18/17)

FREE THROWS

6 (2x, last at Wyoming, 03/29/17)

FREE THROW ATTEMPTS

10 (at Wyoming, 03/29/17)

ASSISTS

4 (2x, last vs. Hampton, 03/15/17)

STEALS

4 (vs. Illinois-Chicago, 03/22/17)

BLOCKED SHOTS

2 (vs. Loyola, Md., 03/20/17)

MINUTES PLAYED

35 (vs. Illinois-Chicago, 03/22/17)

MISCELLANEOUS CAREER

Double-Figure 10

Scoring Games

Double-Figure 1

Rebounding Games

Games With

Double-Double --

Games Led CCU

in Scoring --

Games Led CCU

in Rebounding 2

Games Led CCU

in Assists --

2016-17 (FRESHMAN): Played in all 39 games as a true freshman with seven starts...His 39 games played were the most ever by a freshman at CCU...Averaged 6.5 points and 3.9 rebounds per game...Shot 40 percent from the field and 40 percent from beyond the three point line...Had a career-high 14 points in the Chants win at Little Rock (02/04/17)... Set a career-high with 10 rebounds in a win over Georgia State (02/13/17)...Reached double-digits 10 times during the course of the season...Averaged 11 points per game and over five rebounds over the final seven games of the season, six of those were games he started...Was a member of the Dean's List.

COMBINE ACADEMY: Labinowicz is a 6-foot-4 prep school guard at Combine Academy and entered Coastal Carolina as a true freshman. At Combine Academy Artur averaged 24 points, six rebounds, two block and two assists per game, while shooting an impressive 44 percent from deep. He set his season high with 37 points and recorded a triple-double on his way to earning several all-tournament team accolades. During his senior year at David W. Butler High School, Labinowicz averaged 11.1 points, 6.4 rebounds, 2.4 block and 2.2 assists per game in leading the Bulldogs to a 23-4 record. A 2015 graduate of David W. Butler High School, Labinowicz was a composite two-star recruit according to Rivals.com.




ARTUR LABINOWICZ' CAREER STATISTICS

Year	GP	GS	Min	Avg	Total			3-Point			F-Throw			Rebounds				PF	FO	Ast	TO	Blk	Stl	Pts	Avg
					FG	FGA	Pct	FG	FGA	Pct	FT	FTA	Pct	Off	Def	Tot	Avg								
2016-17	39	7	858	22.0	78	196	.398	40	101	.396	57	83	.687	42	110	152	3.9	62	1	39	61	8	25	253	6.5

ARTUR LABINOWICZ' CAREER SUN BELT STATISTICS

Year	GP	GS	Min	Avg	Total			3-Point			F-Throw			Rebounds				PF	FO	Ast	TO	Blk	Stl	Pts	Avg
					FG	FGA	Pct	FG	FGA	Pct	FT	FTA	Pct	Off	Def	Tot	Avg								
2016-17	18	1	372	20.7	34	84	.405	19	49	.388	18	28	.643	16	45	61	3.4	26	0	15	25	4	8	105	5.8



ARTUR LABINOWICZ' 2016-17 GAME-BY-GAME STATISTICS

Opponent	Date	qs	min	Total		3-Pointers		Free throws		Rebounds				pf	a	t/o	blk	stl	pts	avg	
				fg-fga	pct	3fg-fga	pct	ft-fa	pct	off	def	tot	avg								
at Alabama	11/11/16		9	0-2	.000	0-1	.000	0-0	.000	0	0	0	0.0	1	0	0	0	0	0	0.0	
COLLEGE OF CHARLEST	11/14/16		9	0-0	.000	0-0	.000	0-0	.000	0	1	1	0.5	0	0	0	0	0	0	0.0	
COPPIN STATE	11/16/16		20	2-6	.333	2-5	.400	1-1	1.000	2	4	6	2.3	1	2	4	0	0	7	2.3	
at Brigham Young	11/19/16		22	1-5	.200	0-2	.000	0-3	.000	0	1	1	2.0	1	1	1	0	0	2	2.3	
vs Southern Utah	11-21-16		26	3-6	.500	2-4	.500	4-5	.800	1	6	7	3.0	1	4	2	0	1	12	4.2	
at Wake Forest	11/23/16		12	1-1	1.000	1-1	1.000	0-0	.000	0	0	0	2.5	1	0	1	0	1	3	4.0	
TENNESSEE CHATTANO	11/29/16		21	1-5	.200	0-3	.000	2-2	1.000	1	3	4	2.7	0	2	2	0	0	4	4.0	
METHODIST	11/30/16		21	2-6	.333	1-4	.250	2-2	1.000	1	3	4	2.9	1	0	5	0	2	7	4.4	
UNC ASHEVILLE	12/03/16		24	3-4	.750	3-3	1.000	0-0	.000	0	2	2	2.8	0	2	0	0	0	9	4.9	
PIEDMONT INTERNATION	12/05/16		21	2-3	.667	1-1	1.000	3-5	.600	4	5	9	3.4	1	0	4	1	3	8	5.2	
NORTH CAROLINA CENT	12/10/16		27	1-5	.200	1-2	.500	0-0	.000	3	5	8	3.8	4	1	0	0	0	3	5.0	
at Auburn	12/15/16		20	3-9	.333	1-3	.333	2-4	.500	0	2	2	3.7	1	1	3	0	2	9	5.3	
WOFFORD	12/19/16		22	2-3	.667	2-3	.667	3-6	.500	2	2	4	3.7	3	1	1	0	0	9	5.6	
at UT Arlington	12/31/16		21	1-3	.333	1-2	.500	0-0	.000	0	3	3	3.6	2	0	4	0	1	3	5.4	
at Texas State	01/02/17		16	2-3	.667	1-2	.500	0-0	.000	0	1	1	3.5	1	1	2	0	0	5	5.4	
ARKANSAS STATE	01/07/17		22	3-4	.750	2-3	.667	3-4	.750	0	1	1	3.3	1	1	0	0	1	11	5.8	
LITTLE ROCK	01/09/17		13	0-1	.000	0-1	.000	0-0	.000	1	2	3	3.3	0	0	0	0	0	0	5.4	
APPALACHIAN STATE	1/14/17		17	2-4	.500	0-1	.000	1-2	.500	2	3	5	3.4	1	2	1	0	0	5	5.4	
at Georgia State	01/21/17		19	1-6	.167	1-3	.333	1-2	.500	3	3	6	3.5	1	2	0	0	1	4	5.3	
at Georgia Southern	01/23/17		16	2-5	.400	0-1	.000	0-0	.000	0	2	2	3.5	2	0	0	1	0	4	5.3	
TEXAS STATE	01/28/17		13	1-1	1.000	1-1	1.000	0-0	.000	0	3	3	3.4	2	0	1	1	0	3	5.1	
UT ARLINGTON	01/30/17		24	1-5	.200	0-4	.000	0-0	.000	1	1	2	3.4	0	0	1	0	2	2	5.0	
at Little Rock	2/4/17		25	3-6	.500	2-3	.667	6-6	1.000	0	3	3	3.3	2	0	0	0	0	14	5.4	
at Arkansas State	2/6/17		23	4-8	.500	2-4	.500	0-0	.000	0	2	2	3.3	1	0	1	0	0	10	5.6	
GEORGIA SOUTHERN	02/11/17		21	3-5	.600	1-2	.500	1-3	.333	1	4	5	3.4	2	1	0	1	1	8	5.7	
GEORGIA STATE	02/13/17		24	1-7	.143	0-2	.000	0-1	.000	4	6	10	3.6	2	1	3	0	1	2	5.5	
at Troy	2/18/17		18	3-9	.333	3-8	.375	0-0	.000	1	2	3	3.6	1	2	3	0	0	9	5.7	
at South Alabama	02/20/17		34	3-5	.600	2-3	.667	0-2	.000	1	2	3	3.6	2	1	1	0	0	8	5.8	
LOUISIANA	02/25/17	*	20	2-3	.667	1-2	.500	2-4	.500	2	1	3	3.6	2	2	2	0	1	7	5.8	
LOUISIANA MONROE	02/27/17		21	2-4	.500	2-4	.500	2-2	1.000	0	4	4	3.6	3	1	1	0	0	8	5.9	
at Appalachian State	3/4/17		25	0-5	.000	0-3	.000	2-2	1.000	0	2	2	3.5	1	1	0	1	0	2	5.7	
vs South Alabama	3/8/17		24	2-3	.667	2-2	1.000	2-2	1.000	1	3	4	3.5	2	3	1	0	0	8	5.8	
vs UT Arlington	3/10/17		28	4-9	.444	1-5	.200	3-3	1.000	3	5	8	3.7	5	1	3	0	2	12	6.0	
HAMPTON	03/15/17	*	34	5-8	.625	1-2	.500	0-0	.000	2	6	8	3.8	0	4	4	0	0	11	6.1	
LOYOLA	03/20/17	*	34	4-10	.400	1-3	.333	3-3	1.000	1	4	5	3.8	2	0	3	2	0	12	6.3	
ILLINOIS CHICAGO	03/22/17	*	35	2-10	.200	1-1	1.000	5-6	.833	2	4	6	3.9	3	0	2	0	4	10	6.4	
WYOMING	03/27/17	*	24	4-7	.571	1-2	.500	1-1	1.000	1	4	5	3.9	4	2	3	0	1	10	6.5	
at Wyoming	03/29/17	*	27	2-5	.400	0-2	.000	6-10	.600	1	1	2	3.9	4	0	1	0	1	10	6.6	
at Wyoming	03/31/17	*	26	0-5	.000	0-3	.000	2-2	1.000	1	4	5	3.9	1	0	1	1	0	2	6.5	
Totals			7	858	78-196	.398	40-101	.396	57-83	.687	42	110	152	3.9	62	39	61	8	25	253	6.5

CHANTICLEER STUDENT-ATHLETES

CHRISTIAN ADAMS

GUARD • 6-3 • 190 • JUNIOR

WINSTON-SALEM, N.C. • CALVARY BAPTIST SCHOOL



4

ADAMS' CAREER HIGHS

POINTS

9 (vs. Piedmont International, 11/21/15)

REBOUNDS

4 (vs. Illinois-Chicago, 03/22/17)

FIELD GOALS

3 (vs. Piedmont International, 11/21/15)

FIELD GOAL ATTEMPTS

6 (vs. Piedmont International, 11/21/15)

THREE-POINT FIELD GOALS

0

THREE-POINT ATTEMPTS

1 (5x, last at Wyoming, 03/29/17)

FREE THROWS

3 (vs. Piedmont International, 11/21/15)

FREE THROW ATTEMPTS

4 (vs. Piedmont International, 11/21/15)

ASSISTS

2 (3x, last vs. Wyoming, 03/27/17)

STEALS

2 (vs. Illinois-Chicago, 03/22/17)

BLOCKED SHOTS

0

MINUTES PLAYED

26 (vs. Piedmont International, 11/21/15)

MISCELLANEOUS CAREER

Double-Figure

--

Scoring Games

Double-Figure

--

Rebounding Games

Games With

--

Double-Double

Games Led CCU

--

in Scoring

Games Led CCU

--

in Rebounding

Games Led CCU

--

in Assists

2016-17 (SOPHOMORE): Saw action in 13 games...Averaged 1.1 points and almost a rebound per game...Had a season-high four points in the Chants College Basketball Invitation win over Illinois-Chicago...Also added a career-high four rebounds...Named to the CCU Academic President's List...Also named to the Sun Belt All-Academic Commissioner's List.

2015-16 (FRESHMAN): Played in 14 games during freshman campaign...Averaged 1.6 points per game...Scored a career-high nine points against Piedmont International (11/21/15)...Also had career-highs in minutes played (26) and a season-high in rebounds (3) against Piedmont International...Named to the Academic President's List.

CALVARY BAPTIST HIGH SCHOOL: Rated as the No. 47 player in North Carolina by Phenom Hoop Report ... Attended Calvary Baptist Day School, playing interscholastic basketball under the direction of Joseph Ryback ... Averaged 21 points and 7.3 rebounds to go along with 3.2 assists and 2.1 steals en route to all-conference and all-state honors as a senior ... Scored 19.6 points per game as a junior, while also grabbing 6.2 rebounds and dishing out 1.8 assists to earn all-conference and all-state plaudits ... Averaged 12.1 points and 4.3 rebounds as a sophomore ... Scored 1,000-plus points throughout high school career ... Member of the National Honor Society and graduated with a 4.4 weighted GPA.



CHANTICLEER STUDENT-ATHLETES

CHRISTIAN ADAMS' CAREER STATISTICS

Year	GP	GS	Min	Avg	Total			3-Point			F-Throw			Rebounds				PF	FO	Ast	TO	Blk	Stl	Pts	Avg
					FG	FGA	Pct	FG	FGA	Pct	FT	FTA	Pct	Off	Def	Tot	Avg								
2015-16	14	0	74	5.3	8	22	.364	0	1	.000	6	10	.600	3	4	7	0.5	6	0	4	10	0	2	22	1.6
2016-17	13	0	85	6.5	6	23	.261	0	4	.000	2	6	.333	2	7	9	0.7	11	0	7	6	0	8	14	1.1
TOTALS	27	0	159	5.9	14	45	.311	0	5	.000	8	16	.500	5	11	16	0.6	17	0	11	16	0	10	36	1.3

CHRISTIAN ADAMS' CAREER BIG SOUTH/SUN BELT STATISTICS

Year	GP	GS	Min	Avg	Total			3-Point			F-Throw			Rebounds				PF	FO	Ast	TO	Blk	Stl	Pts	Avg
					FG	FGA	Pct	FG	FGA	Pct	FT	FTA	Pct	Off	Def	Tot	Avg								
2015-16	7	0	30	4.3	4	10	.400	0	0	.000	0	2	.000	2	0	2	0.3	2	0	2	6	0	1	8	1.1
2016-17	6	0	15	2.5	2	5	.400	0	0	.000	0	0	.000	0	0	0	0.0	4	0	0	2	0	1	4	0.7
TOTALS	13	0	45	3.5	6	15	.400	0	0	.000	0	2	.000	2	0	2	0.2	6	0	2	8	0	2	12	0.9



CHRISTIAN ADAMS' 2016-17 GAME-BY-GAME STATISTICS

Opponent	Date	gs	min	Total		3-Pointers		Free throws		Rebounds				pf	a	t/o	blk	stl	pts	avg
				fg-fga	pct	3fg-fga	pct	ft-fta	pct	off	def	tot	avg							
METHODIST	11/30/16		8	1-3	.333	0-0	.000	0-0	.000	0	0	0	0.0	0	1	2	0	1	2	2.0
PIEDMONT INTERNATIONAL	12/05/16		9	0-4	.000	0-2	.000	0-0	.000	0	0	0	0.0	0	1	0	0	0	0	1.0
at Texas State	01/02/17		5	1-1	1.000	0-0	.000	0-0	.000	0	0	0	0.0	1	0	1	0	0	2	1.3
ARKANSAS STATE	01/07/17		4	0-1	.000	0-0	.000	0-0	.000	0	0	0	0.0	1	0	0	0	0	0	1.0
at Georgia State	01/21/17		1	0-1	.000	0-0	.000	0-0	.000	0	0	0	0.0	0	0	0	0	0	0	0.8
at Georgia Southern	01/23/17		0	0-0	.000	0-0	.000	0-0	.000	0	0	0	0.0	0	0	0	0	0	0	0.7
UT ARLINGTON	01/30/17		2	0-0	.000	0-0	.000	0-0	.000	0	0	0	0.0	1	0	1	0	0	0	0.6
at Troy	2/18/17		3	1-2	.500	0-0	.000	0-0	.000	0	0	0	0.0	1	0	0	0	1	2	0.8
vs South Alabama	3/8/17		1	0-0	.000	0-0	.000	0-0	.000	0	0	0	0.0	0	0	0	0	1	0	0.7
ILLINOIS CHICAGO	03/22/17		17	1-3	.333	0-0	.000	2-2	1.000	1	3	4	0.4	2	1	0	0	2	4	1.0
WYOMING	03/27/17		20	1-3	.333	0-1	.000	0-2	.000	1	2	3	0.6	4	2	2	0	0	2	1.1
at Wyoming	03/29/17		10	0-3	.000	0-1	.000	0-0	.000	0	1	1	0.7	1	2	0	0	3	0	1.0
at Wyoming	03/31/17		5	1-2	.500	0-0	.000	0-2	.000	0	1	1	0.7	0	0	0	0	0	2	1.1
Totals		0	85	6-23	.261	0-4	.000	2-6	.333	2	7	9	0.7	11	7	6	0	8	14	1.1

CHANTICLEER STUDENT-ATHLETES

JAYLEN SHAW

GUARD • 6-1 • 180 • SENIOR

HARTSVILLE, S.C. • HARTSVILLE HS

UNIVERSITY OF SOUTH CAROLINA



5

SHAW'S CAREER HIGHS

POINTS

24 (vs. Arkansas State, 01/17/17)

REBOUNDS

8 (vs. Little Rock, 01/09/17)

FIELD GOALS

10 (Loyola, Md., 03/20/17)

FIELD GOAL ATTEMPTS

19 (vs. Loyola, Md., 03/20/17)

THREE-POINT FIELD GOALS

5 (vs. Arkansas State 01/07/17 & at Appalachian State, 03/04/17)

THREE-POINT ATTEMPTS

8 (at Appalachian State, 03/04/17)

FREE THROWS

8 (vs. Appalachian State, 01/17/17)

FREE THROW ATTEMPTS

8 (vs. Appalachian State, 01/17/17)

ASSISTS

8 (3X, last vs. Wyoming 03/27/17)

STEALS

4 (vs. Illinois-Chicago, 03/22/17)

BLOCKED SHOTS

1 (numerous times)

MINUTES PLAYED

40 (vs. UNC Asheville, 12/03/16)

* - at South Carolina

MISCELLANEOUS CAREER

Double-Figure 53*

Scoring Games

Double-Figure --

Rebounding Games

Games With --

Double-Double

Games Led CCU 18

in Scoring

Games Led CCU --

in Rebounding

Games Led CCU 45

in Assists

* - includes South Carolina

Averaged 16.67 points per game against the Cuban National Team ... Scored 11 points, 19 points and 20 points, respectively, in the three games.

** - Enters the season only needing 74 points to reach 1,000 career points scored at CCU (has already scored 1,011 points including points from South Carolina).*

• 2016-17 Second Team All-Sun Belt

2016-17 (JUNIOR): Became CCU's first All-Sun Belt honoree after being named Third Team All-Sun Belt following the season...Led the team with a 14.3 scoring average while scoring 559 points during the season which is the sixth highest scoring season in program history...Shot 46 percent from the field and 40 percent on his three-point field goals...Also shot 81 percent from the free throw...Reached double-digits in scoring 32 times on the season and reached 20 points or more 11 times...Scored a career-high 24 points in a win over Arkansas State (01/07/17)...Scored 22 points four times with the last time coming in the College Basketball Invitation against Illinois-Chicago (03/22/17)...Averaged 3.3 rebounds per game with his eight rebounds against Little Rock (01/09/17) setting a career-high...Also led the team in assists with 148 and had a team-high 53 steals.

2015-16 (REDSHIRT SOPHOMORE): Played in 28 games with 23 starts...Scored 367 points averaging 11.1 per game...Led the team with 129 assists and averaged 2.3 rebounds per game...Shot 48 percent from the field and 40 percent on this three-point attempts...Also shot 66 percent at the free throw line...Had 18 double-digits scoring games during the season...Scored a season-high 22 points at Charleston Southern (01/23/16)...Added 21 points against ACC-member Wake Forest (12/18/15).

2014-15 (SOPHOMORE): Sat out season due to NCAA transfer policies ... Retained year of athletic eligibility.

AT SOUTH CAROLINA: 2013-14 (FRESHMAN): Appeared in 28 games for the Gamecocks, scoring 85 points and dishing out 30 assists ... Shot 41.0 percent from the field, including 39.5 percent from 3-point range, and made 87.0 percent from the free-throw line ... Named the AgSouth Athlete of the Week at USC on Nov. 25 following an 84-72 victory over Florida International after hitting 6-of-10 attempts from the field, including 4-of-7 from 3-point range, while dishing five assists and adding 16 points in the victory.



JAYLEN SHAW'S CAREER STATISTICS

Year	GP	GS	Min	Avg	Total			3-Point			F-Throw			Rebounds				PF	FO	Ast	TO	Blk	Stl	Pts	Avg
					FG	FGA	Pct	FG	FGA	Pct	FT	FTA	Pct	Off	Def	Tot	Avg								
2013-14*	28	0	271	9.7	25	61	.410	15	38	.395	20	23	.870	1	14	15	0.5	33	0	30	20	1	6	85	3.0
2014-15	Redshirted season due to NCAA transfer policies																								
2015-16	28	23	970	34.6	143	300	.477	45	113	.398	36	55	.655	6	71	77	2.3	69	1	129	78	4	28	367	11.1
2016-17	39	37	1194	30.6	203	441	.460	59	149	.396	94	116	.810	15	114	129	3.3	73	2	148	88	5	53	559	14.3
TOTALS	95	60	2435	25.6	371	832	.446	119	300	.397	150	194	.773	22	199	221	2.4	175	3	307	186	10	87	1,011	10.9

* at South Carolina

JAYLEN SHAW'S CAREER BIG SOUTH/SUN BELT STATISTICS

Year	GP	GS	Min	Avg	Total			3-Point			F-Throw			Rebounds				PF	FO	Ast	TO	Blk	Stl	Pts	Avg
					FG	FGA	Pct	FG	FGA	Pct	FT	FTA	Pct	Off	Def	Tot	Avg								
2015-16	18	16	560	31.1	84	173	.486	25	61	.426	12	19	.632	6	45	51	2.8	38	0	63	44	4	14	206	11.4
2016-17	18	18	563	31.3	96	200	.480	32	78	.410	45	56	.804	4	58	62	3.4	40	1	56	42	3	14	269	14.9
TOTALS	36	34	1123	31.2	180	373	.483	57	139	.410	57	75	.760	10	103	113	3.1	78	1	119	86	7	28	475	13.2

JAYLEN SHAW'S 2016-17 GAME-BY-GAME STATISTICS

				Total		3-Pointers		Free throws		Rebounds											
Opponent	Date	gs	min	fg-fga	pct	3fg-fga	pct	ft-fa	pct	off	def	tot	avg	pf	a	t/o	blk	stl	pts	avg	
at Alabama	11/11/16		25	2-14	.143	0-2	.000	4-6	.667	1	1	2	2.0	0	1	1	0	0	8	8.0	
COLLEGE OF CHARLEST	11/14/16		29	3-9	.333	1-4	.250	4-5	.800	0	4	4	3.0	2	7	1	0	2	11	9.5	
COPPIN STATE	11/16/16	*	26	4-6	.667	1-2	.500	4-4	1.000	1	1	2	2.7	0	5	2	1	0	13	10.7	
at Brigham Young	11/19/16	*	32	3-8	.375	2-2	1.000	0-0	.000	0	3	3	2.8	0	4	1	0	2	8	10.0	
vs Southern Utah	11-21-16	*	28	7-11	.636	2-2	1.000	4-4	1.000	1	1	2	2.6	5	1	2	0	2	20	12.0	
at Wake Forest	11/23/16	*	36	3-11	.273	2-4	.500	2-2	1.000	1	1	2	2.5	2	8	1	0	3	10	11.7	
TENNESSEE CHATTANO	11/29/16	*	28	5-9	.556	2-3	.667	0-0	.000	0	1	1	2.3	1	1	0	0	1	12	11.7	
METHODIST	11/30/16	*	22	4-7	.571	2-4	.500	3-3	1.000	1	2	3	2.4	0	6	1	0	3	13	11.9	
UNC ASHEVILLE	12/03/16	*	40	7-16	.438	3-9	.333	4-4	1.000	0	3	3	2.4	1	7	4	0	3	21	12.9	
PIEDMONT INTERNATIONAL	12/05/16	*	22	4-6	.667	1-3	.333	2-2	1.000	0	2	2	2.4	1	8	1	0	1	11	12.7	
NORTH CAROLINA CENT	12/10/16	*	29	6-13	.462	1-5	.200	2-2	1.000	0	2	2	2.4	3	5	4	0	1	15	12.9	
at Auburn	12/15/16	*	27	3-10	.300	0-3	.000	0-0	.000	0	2	2	2.3	2	2	3	0	1	6	12.3	
WOFFORD	12/19/16	*	29	7-13	.538	0-4	.000	5-6	.833	2	2	4	2.5	1	2	2	0	1	19	12.8	
at UT Arlington	12/31/16	*	28	6-13	.462	2-7	.286	4-5	.800	1	4	5	2.6	0	7	1	0	0	18	13.2	
at Texas State	01/02/17	*	32	4-9	.444	0-2	.000	4-5	.800	0	3	3	2.7	3	2	5	0	1	12	13.1	
ARKANSAS STATE	01/07/17	*	30	9-12	.750	5-6	.833	1-1	1.000	0	3	3	2.7	2	5	3	0	0	24	13.8	
LITTLE ROCK	01/09/17	*	29	7-15	.467	1-3	.333	1-1	1.000	0	8	8	3.0	2	2	1	0	1	16	13.9	
APPALACHIAN STATE	1/14/17	*	21	5-8	.625	2-3	.667	8-8	1.000	0	3	3	3.0	4	1	0	0	0	20	14.3	
at Georgia State	01/21/17	*	34	3-10	.300	1-6	.167	0-0	.000	1	2	3	3.0	2	5	3	1	0	7	13.9	
at Georgia Southern	01/23/17	*	35	5-16	.313	2-7	.286	0-0	.000	1	3	4	3.1	4	1	2	1	2	12	13.8	
TEXAS STATE	01/28/17	*	32	4-12	.333	1-4	.250	0-0	.000	0	2	2	3.0	2	1	3	0	1	9	13.6	
UT ARLINGTON	01/30/17	*	30	6-11	.545	1-4	.250	7-9	.778	0	5	5	3.1	1	4	2	0	0	20	13.9	
at Little Rock	2/4/17	*	32	7-9	.778	1-2	.500	6-7	.857	0	5	5	3.2	2	2	7	0	2	21	14.2	
at Arkansas State	2/6/17	*	33	5-13	.385	0-4	.000	1-1	1.000	0	4	4	3.2	3	2	2	1	1	11	14.0	
GEORGIA SOUTHERN	02/11/17	*	32	5-10	.500	3-6	.500	3-4	.750	0	2	2	3.2	1	3	4	0	2	16	14.1	
GEORGIA STATE	02/13/17	*	30	3-6	.500	3-5	.600	2-2	1.000	0	0	0	3.0	1	0	3	0	0	11	14.0	
at Troy	2/18/17	*	28	2-6	.333	1-3	.333	2-2	1.000	0	0	0	2.9	1	5	3	0	1	7	13.7	
at South Alabama	02/20/17	*	31	5-11	.455	0-1	.000	0-1	.000	0	2	2	2.9	5	7	2	0	0	10	13.6	
LOUISIANA	02/25/17	*	34	9-13	.692	3-3	1.000	1-1	1.000	0	4	4	2.9	2	0	0	0	1	22	13.9	
LOUISIANA MONROE	02/27/17	*	35	4-12	.333	1-4	.250	4-5	.800	0	5	5	3.0	2	7	1	0	2	13	13.9	
at Appalachian State	3/4/17	*	37	7-14	.500	5-8	.625	1-4	.250	1	3	4	3.0	3	2	0	0	0	20	14.1	
vs South Alabama	3/8/17	*	32	6-12	.500	1-1	1.000	1-2	.500	0	5	5	3.1	0	7	3	0	3	14	14.1	
vs UT Arlington	3/10/17	*	35	6-15	.400	2-6	.333	0-0	.000	2	3	5	3.2	2	4	6	0	3	14	14.1	
HAMPTON	03/15/17	*	30	8-14	.571	3-6	.500	3-4	.750	1	5	6	3.2	3	4	1	0	2	22	14.3	
LOYOLA	03/20/17	*	37	10-19	.526	1-3	.333	1-2	.500	0	7	7	3.3	1	3	6	0	3	22	14.5	
ILLINOIS CHICAGO	03/22/17	*	32	7-11	.636	2-3	.667	6-6	1.000	1	2	3	3.3	4	4	3	0	4	22	14.7	
WYOMING	03/27/17	*	36	6-15	.400	0-2	.000	3-6	.500	0	5	5	3.4	1	8	1	0	3	15	14.7	
at Wyoming	03/29/17	*	25	2-9	.222	0-1	.000	0-0	.000	0	1	1	3.3	3	2	0	1	0	4	14.4	
at Wyoming	03/31/17	*	31	4-13	.308	1-2	.500	1-2	.500	0	3	3	3.3	1	3	3	0	1	10	14.3	
Totals			37	1194	203-441	.460	59-149	.396	94-116	.810	15	114	129	3.3	73	148	88	5	53	559	14.3

CHANTICLEER STUDENT-ATHLETES

AMIDOU BAMBA

FORWARD • 6-8 • 240 • SOPHOMORE

Name Pronounced: (Ah mih doo) (Bahm buh)

TORONTO, ONTARIO • HIGH POINT ACADEMY (FLA.)



15

BAMBA'S CAREER HIGHS

POINTS

12 (2x, last vs. Appalachian State, 01/14/17)

REBOUNDS

13, (vs. Coppin State, 11/16/16)

FIELD GOALS

5 (3x, last vs. Appalachian State, 01/14/17)

FIELD GOAL ATTEMPTS

8 (2x, last vs. South Alabama, 03/08/17)

THREE-POINT FIELD GOALS

--

THREE-POINT ATTEMPTS

--

FREE THROWS

4 (vs. Piedmont International, 12/05/16)

FREE THROW ATTEMPTS

8 (vs. UNC Asheville, 12/03/16)

ASSISTS

2 (3x, last vs. Illinois-Chicago, 03/22/17)

STEALS

1 (3x, last vs. North Carolina Central, 12/10/16)

BLOCKED SHOTS

3 (3x, last vs. Appalachian State, 01/14/17)

MINUTES PLAYED

31 (vs. UNC Asheville, 12/03/16)

MISCELLANEOUS CAREER

Double-Figure Scoring Games	6
Double-Figure Rebounding Games	1
Games With Double-Double	1
Games Led CCU in Scoring	--
Games Led CCU in Rebounding	4
Games Led CCU in Assists	--

• 2016-17 Named to CCU Dean's List

• Won a Gold Medal as a member of the 2017 Canadian U19 National Team

2016-17 (FRESHMAN): Averaged 4.6 points and 3.9 rebounds per game...Played in 37 games with 11 starts...

Recorded his first collegiate double-double with 11 points and 13 rebounds against Coppin State (11/16/16)...Had 12 points and six rebounds against UNC Asheville (12/03/16)...Also had 12 points and six rebounds in a conference win over Appalachian State (01/14/17)...Led the team shooting 55 percent from the field...Was second on the team with 28 blocked shots including three blocks three times; Coppin State (11/16/16); Southern Utah (11/21/16) and; Appalachian State (1/14/17)...Academically, was named to the CCU President's List during the fall and to the Dean's List in the spring.

HIGH POINT CHRISTIAN ACADEMY: Bamba came to CCU from High Point Christian Academy...He is originally from Toronto, Ontario, and was ranked as the No. 3 recruit out of the Ontario providence by ESPN.com...Bamba was a three-star recruit according to ESPN.com with a final grade of 74 out of 100...During his junior season, Bamba averaged 9.5 points, 5.7 rebounds and 1.1 blocks per game while sharing the floor with three additional Division I signees...He shot 68 percent from the field in his 31 games played. Bamba also excelled academically with a 4.0 grade point average.



AMIDOU BAMBA'S CAREER STATISTICS

Year	GP	GS	Min	Avg	Total			3-Point			F-Throw			Rebounds				PF	FO	Ast	TO	Blk	Stl	Pts	Avg
					FG	FGA	Pct	FG	FGA	Pct	FT	FTA	Pct	Off	Def	Tot	Avg								
2016-17	37	11	596	16.1	72	132	.545	0	0	.000	28	54	.519	43	101	144	3.9	71	1	13	28	27	3	172	4.6

AMIDOU BAMBA'S CAREER SUN BELT STATISTICS

Year	GP	GS	Min	Avg	Total			3-Point			F-Throw			Rebounds				PF	FO	Ast	TO	Blk	Stl	Pts	Avg
					FG	FGA	Pct	FG	FGA	Pct	FT	FTA	Pct	Off	Def	Tot	Avg								
2016-17	16	3	220	13.8	30	48	.625	0	0	.000	9	17	.529	17	33	50	3.1	29	0	2	11	12	0	69	4.3



AMIDOU BAMBA'S 2016-17 GAME-BY-GAME STATISTICS

				Total		3-Pointers		Free throws		Rebounds											
Opponent	Date	gs	min	fg-fga	pct	3fg-fga	pct	ft-fa	pct	off	def	tot	avg	pf	a	t/o	blk	stl	pts	avg	
at Alabama	11/11/16		30	2-5	.400	0-0	.000	1-2	.500	1	4	5	5.0	3	0	0	1	0	5	5.0	
COLLEGE OF CHARLEST	11/14/16		11	0-2	.000	0-0	.000	0-0	.000	0	2	2	3.5	1	0	0	1	0	0	2.5	
COPPIN STATE	11/16/16		19	5-7	.714	0-0	.000	1-3	.333	4	9	13	6.7	3	2	0	3	0	11	5.3	
at Brigham Young	11/19/16		21	5-7	.714	0-0	.000	0-0	.000	0	4	4	6.0	1	0	0	1	1	10	6.5	
vs Southern Utah	11-21-16	*	25	1-1	1.000	0-0	.000	0-0	.000	1	4	5	5.8	4	1	0	3	0	2	5.6	
at Wake Forest	11/23/16	*	27	2-5	.400	0-0	.000	0-2	.000	2	5	7	6.0	5	0	0	1	0	4	5.3	
TENNESSEE CHATTANO	11/29/16	*	23	2-7	.286	0-0	.000	1-2	.500	1	3	4	5.7	3	0	2	0	0	5	5.3	
METHODIST	11/30/16	*	20	1-3	.333	0-0	.000	0-0	.000	0	4	4	5.5	3	1	2	1	0	2	4.9	
UNC ASHEVILLE	12/03/16	*	31	4-6	.667	0-0	.000	4-8	.500	3	3	6	5.6	4	0	1	0	0	12	5.7	
PIEDMONT INTERNATION	12/05/16	*	20	3-5	.600	0-0	.000	4-5	.800	0	4	4	5.4	1	1	4	0	1	10	6.1	
NORTH CAROLINA CENT	12/10/16	*	20	0-3	.000	0-0	.000	1-2	.500	1	5	6	5.5	0	0	1	0	1	1	5.6	
at Auburn	12/15/16	*	19	1-4	.250	0-0	.000	0-2	.000	3	4	7	5.6	1	2	1	0	0	2	5.3	
WOFFORD	12/19/16		7	0-0	.000	0-0	.000	0-0	.000	0	2	2	5.3	2	0	1	1	0	0	4.9	
at UT Arlington	12/31/16		15	3-3	1.000	0-0	.000	0-0	.000	1	1	2	5.1	2	0	0	0	0	6	5.0	
at Texas State	01/02/17		20	1-4	.250	0-0	.000	1-1	1.000	1	4	5	5.1	2	2	0	0	0	3	4.9	
ARKANSAS STATE	01/07/17		19	2-5	.400	0-0	.000	0-1	.000	2	2	4	5.0	4	0	1	1	0	4	4.8	
LITTLE ROCK	01/09/17		18	2-2	1.000	0-0	.000	0-1	.000	3	3	6	5.1	2	0	4	0	0	4	4.8	
APPALACHIAN STATE	1/14/17	*	26	5-8	.625	0-0	.000	2-3	.667	3	3	6	5.1	1	0	0	3	0	12	5.2	
at Georgia State	01/21/17		15	4-4	1.000	0-0	.000	0-2	.000	0	3	3	5.0	0	0	0	0	0	8	5.3	
at Georgia Southern	01/23/17		24	4-7	.571	0-0	.000	0-0	.000	1	4	5	5.0	2	0	0	0	0	8	5.5	
TEXAS STATE	01/28/17	*	17	0-3	.000	0-0	.000	0-0	.000	0	3	3	4.9	3	0	3	0	0	0	5.2	
UT ARLINGTON	01/30/17	*	2	0-0	.000	0-0	.000	0-0	.000	0	2	2	4.8	0	0	1	0	0	0	5.0	
at Little Rock	2/4/17		4	0-1	.000	0-0	.000	0-0	.000	0	1	1	4.6	0	0	0	1	0	0	4.7	
at Arkansas State	2/6/17		15	2-3	.667	0-0	.000	2-2	1.000	0	1	1	4.5	2	0	0	1	0	6	4.8	
GEORGIA SOUTHERN	02/11/17		4	1-1	1.000	0-0	.000	0-0	.000	0	0	0	4.3	0	0	0	1	0	2	4.7	
at Troy	2/18/17		11	0-0	.000	0-0	.000	0-0	.000	1	2	3	4.2	4	0	1	2	0	0	4.5	
LOUISIANA	02/25/17		3	1-1	1.000	0-0	.000	0-0	.000	1	0	1	4.1	0	0	0	0	0	2	4.4	
LOUISIANA MONROE	02/27/17		15	3-3	1.000	0-0	.000	3-5	.600	1	1	2	4.0	3	0	0	1	0	9	4.6	
at Appalachian State	3/4/17		12	2-3	.667	0-0	.000	1-2	.500	3	3	6	4.1	4	0	1	2	0	5	4.6	
vs South Alabama	3/8/17		19	4-8	.500	0-0	.000	2-4	.500	1	3	4	4.1	3	0	0	0	0	10	4.8	
vs UT Arlington	3/10/17		16	2-3	.667	0-0	.000	2-2	1.000	1	0	1	4.0	0	1	1	1	0	6	4.8	
HAMPTON	03/15/17		12	0-1	.000	0-0	.000	0-0	.000	2	0	2	3.9	0	0	3	1	0	0	4.7	
LOYOLA	03/20/17		2	1-1	1.000	0-0	.000	0-0	.000	1	0	1	3.8	0	0	0	0	0	2	4.6	
ILLINOIS CHICAGO	03/22/17		9	1-2	.500	0-0	.000	0-0	.000	2	2	4	3.9	1	2	0	0	0	2	4.5	
WYOMING	03/27/17		11	2-3	.667	0-0	.000	2-4	.500	0	2	2	3.8	0	0	0	0	0	6	4.5	
at Wyoming	03/29/17		20	3-7	.429	0-0	.000	0-0	.000	3	5	8	3.9	3	1	1	1	0	6	4.6	
at Wyoming	03/31/17		14	3-4	.750	0-0	.000	1-1	1.000	0	3	3	3.9	4	0	0	0	0	7	4.6	
Totals		11	596	72-132	.545	0-0	.000	28-54	.519	43	101	144	3.9	71	13	28	27	3	172	4.6	

CHANTICLEER STUDENT-ATHLETES

DEMARIO BECK

FORWARD • 6-8 • 220 • SENIOR

COCHRAN, GA. • SOUTH GEORGIA TECHNICAL COLLEGE



20

BECK'S CAREER HIGHS

POINTS

21 (vs. Hampton, 03/15/17)

REBOUNDS

16 (vs. Texas Arlington, 01/30/17)

FIELD GOALS

10 (vs. Hampton, 03/15/17)

FIELD GOAL ATTEMPTS

16 (at Wake Forest, 11/23/16)

THREE-POINT FIELD GOALS

3 (3x, last vs. Piedmont International 12/05/16)

THREE-POINT ATTEMPTS

7 (2x, last at Auburn, 12/15/16)

FREE THROWS

7 (vs. Texas Arlington, 01/30/17)

FREE THROW ATTEMPTS

12 (vs. Texas Arlington, 01/30/17)

ASSISTS

2 (5x, last at Georgian Southern, 01/23/17)

STEALS

3 (vs. Hampton, 03/15/17)

BLOCKED SHOTS

4 (vs. Loyola Md., 03/20/17)

MINUTES PLAYED

35 (vs. Loyola Md., 03/20/17)

MISCELLANEOUS CAREER

Double-Figure 19

Scoring Games

Double-Figure 11

Rebounding Games

Games With 8

Double-Double

Games Led CCU 6

in Scoring

Games Led CCU 21

in Rebounding

Games Led CCU --

in Assists

2016-17 (JUNIOR): Played in all 39 games with 34 starts...Finished the season third on the team in scoring averaging 10 points per game...Led the Chanticleers and was third in the Sun Belt in rebounds averaging 7.9 per game...His 307 total rebounds is the fourth most in CCU single-season history...He had 8 double-doubles on the season with his first coming in an 18-point, 10-rebound effort against Methodist (11/30/16)...He scored a career-high 21 points in a College Basketball Invitation victory over Hampton (03/15/17)...Had 20 points and 13 rebounds against Piedmont International (12/05/16)...Had 15 points and a career-high 16 rebounds in an upset win over Texas Arlington (01/30/17)...Had 19 games in which he scored in double digits...Led CCU in rebounding in 21 games this season and led the team in scoring in six outings...Shot 47 percent from the field and led the team in blocked shots with 38.

SOUTH GEORGIA TECH: Beck transferred to CCU from South Georgia Technical College...He averaged a near double-double with 11.2 points and 9.7 rebounds, while earning first team all-conference honors at South Georgia Tech following his sophomore season...He totaled 290 rebounds (107 off. / 183 def.) and 337 points, while recording 59 blocks and 34 steals...He shot 47.0 percent from the field and 28.0 percent from deep...He spent his first post-scholastic season at Gulf Coastal College where he averaged 8.2 points and 5.5 rebounds per outing...A 2013 graduate of Bleckley County High School, Beck, who was the Georgia 6-A Player of the Year and led the Royals to a state title as a senior, was a composite two-star recruit according to Rivals.com.



DEMARIO BECK'S CAREER STATISTICS

Year	GP	GS	Min	Avg	Total			3-Point			F-Throw			Rebounds				PF	FO	Ast	TO	Blk	Stl	Pts	Avg
					FG	FGA	Pct	FG	FGA	Pct	FT	FTA	Pct	Off	Def	Tot	Avg								
2016-17	39	34	1024	26.3	153	329	.465	32	122	.262	52	98	.531	103	204	307	7.9	105	1	25	47	38	25	390	10.0

DEMARIO BECK'S CAREER SUN BELT STATISTICS

Year	GP	GS	Min	Avg	Total			3-Point			F-Throw			Rebounds				PF	FO	Ast	TO	Blk	Stl	Pts	Avg
					FG	FGA	Pct	FG	FGA	Pct	FT	FTA	Pct	Off	Def	Tot	Avg								
2016-17	18	17	484	26.9	60	134	.448	12	52	.231	24	52	.462	47	102	149	8.3	55	1	13	13	14	8	156	8.7



DEMARIO BECK'S 2016-17 GAME-BY-GAME STATISTICS

				Total		3-Pointers		Free throws		Rebounds											
Opponent	Date	gs	min	fg-fga	pct	3fg-fga	pct	ft-fa	pct	off	def	tot	avg	pf	a	t/o	blk	stl	pts	avg	
at Alabama	11/11/16		29	3-7	.429	3-5	.600	0-0	.000	1	7	8	8.0	4	0	2	0	0	9	9.0	
COLLEGE OF CHARLEST	11/14/16		21	2-3	.667	1-2	.500	1-2	.500	1	2	3	5.5	3	0	0	1	0	6	7.5	
COPPIN STATE	11/16/16		25	4-9	.444	3-6	.500	1-1	1.000	3	4	7	6.0	2	2	1	2	1	12	9.0	
at Brigham Young	11/19/16		17	5-12	.417	0-6	.000	1-2	.500	3	5	8	6.5	3	1	0	0	1	11	9.5	
vs Southern Utah	11-21-16	*	29	4-6	.667	0-1	.000	2-3	.667	2	5	7	6.6	3	0	3	3	0	10	9.6	
at Wake Forest	11/23/16	*	23	5-16	.313	2-7	.286	1-2	.500	2	4	6	6.5	2	1	4	0	2	13	10.2	
TENNESSEE CHATTANO	11/29/16	*	32	4-11	.364	0-3	.000	0-0	.000	4	5	9	6.9	4	1	1	1	1	8	9.9	
METHODIST	11/30/16	*	23	8-12	.667	2-3	.667	0-0	.000	4	6	10	7.3	1	1	2	1	1	18	10.9	
UNC ASHEVILLE	12/03/16	*	34	3-7	.429	2-6	.333	0-2	.000	0	11	11	7.7	2	0	3	0	2	8	10.6	
PIEDMONT INTERNATIONAL	12/05/16	*	23	6-8	.750	3-3	1.000	5-6	.833	4	9	13	8.2	1	1	1	2	0	20	11.5	
NORTH CAROLINA CENT	12/10/16	*	25	3-9	.333	1-3	.333	0-0	.000	2	2	4	7.8	1	1	3	0	0	7	11.1	
at Auburn	12/15/16	*	24	2-12	.167	0-7	.000	0-0	.000	4	2	6	7.7	3	0	0	0	0	4	10.5	
WOFFORD	12/19/16	*	23	2-6	.333	1-4	.250	0-2	.000	3	6	9	7.8	1	2	3	0	0	5	10.1	
at UT Arlington	12/31/16	*	24	1-5	.200	1-4	.250	0-0	.000	2	2	4	7.5	2	0	2	0	0	3	9.6	
at Texas State	01/02/17	*	33	2-6	.333	2-6	.333	2-5	.400	0	9	9	7.6	3	1	1	0	0	8	9.5	
ARKANSAS STATE	01/07/17	*	30	1-5	.200	1-4	.250	1-2	.500	3	12	15	8.1	2	2	0	2	0	4	9.1	
LITTLE ROCK	01/09/17	*	28	6-13	.462	2-5	.400	1-4	.250	4	6	10	8.2	2	2	0	1	0	15	9.5	
APPALACHIAN STATE	1/14/17	*	27	3-6	.500	0-3	.000	2-2	1.000	1	6	7	8.1	4	0	1	1	0	8	9.4	
at Georgia State	01/21/17	*	21	1-9	.111	0-3	.000	0-0	.000	3	0	3	7.8	3	0	0	1	1	2	9.0	
at Georgia Southern	01/23/17	*	28	5-8	.625	1-2	.500	0-1	.000	1	4	5	7.7	3	2	1	0	0	11	9.1	
TEXAS STATE	01/28/17	*	34	6-12	.500	0-5	.000	0-1	.000	4	7	11	7.9	2	0	1	2	1	12	9.2	
UT ARLINGTON	01/30/17	*	29	4-9	.444	0-5	.000	7-12	.583	4	12	16	8.2	2	0	0	1	0	15	9.5	
at Little Rock	2/4/17	*	29	5-9	.556	2-3	.667	0-0	.000	1	2	3	8.0	4	1	0	0	1	12	9.6	
at Arkansas State	2/6/17	*	28	2-7	.286	0-1	.000	0-0	.000	1	8	9	8.0	3	1	1	0	2	4	9.4	
GEORGIA SOUTHERN	02/11/17	*	17	3-6	.500	0-3	.000	1-2	.500	4	6	10	8.1	4	1	0	0	0	7	9.3	
GEORGIA STATE	02/13/17	*	31	5-10	.500	0-0	.000	5-7	.714	3	6	9	8.2	1	1	0	0	1	15	9.5	
at Troy	2/18/17	*	17	3-4	.750	0-1	.000	1-2	.500	3	1	4	8.0	4	0	1	1	0	7	9.4	
at South Alabama	02/20/17	*	33	7-11	.636	1-1	1.000	3-5	.600	6	8	14	8.2	4	1	1	2	1	18	9.7	
LOUISIANA	02/25/17	*	33	4-9	.444	1-4	.250	1-8	.125	5	6	11	8.3	3	0	3	2	1	10	9.7	
LOUISIANA MONROE	02/27/17		23	1-3	.333	0-1	.000	0-0	.000	0	4	4	8.2	4	0	1	1	0	2	9.5	
at Appalachian State	3/4/17	*	19	1-2	.500	1-1	1.000	0-1	.000	2	3	5	8.1	5	1	0	0	0	3	9.3	
vs South Alabama	3/8/17	*	15	4-7	.571	1-1	1.000	0-0	.000	1	3	4	7.9	2	1	1	1	1	9	9.3	
vs UT Arlington	3/10/17	*	28	0-6	.000	0-2	.000	2-6	.333	3	4	7	7.9	1	0	1	2	3	2	9.0	
HAMPTON	03/15/17	*	34	10-13	.769	0-2	.000	1-2	.500	2	7	9	7.9	3	0	3	3	0	21	9.4	
LOYOLA	03/20/17	*	35	6-10	.600	0-1	.000	3-4	.750	3	5	8	7.9	2	0	1	4	2	15	9.5	
ILLINOIS CHICAGO	03/22/17	*	30	7-12	.583	0-2	.000	4-6	.667	5	5	10	8.0	2	0	0	2	2	18	9.8	
WYOMING	03/27/17	*	31	7-11	.636	0-1	.000	1-2	.500	3	2	5	7.9	3	0	1	1	1	15	9.9	
at Wyoming	03/29/17	*	18	2-7	.286	0-2	.000	2-2	1.000	2	5	7	7.9	3	1	3	0	0	6	9.8	
at Wyoming	03/31/17	*	21	6-11	.545	1-3	.333	4-4	1.000	4	3	7	7.9	4	0	1	1	0	17	10.0	
Totals		34	1024	153-329	.465	32-122	.262	52-98	.531	103	204	307	7.9	105	25	47	38	25	390	10.0	

CHANTICLEER STUDENT-ATHLETES

JOSH COLEMAN

CENTER • 6-9 • 240 • JUNIOR

ALPHARETTA, GA. • SAINT FRANCIS HS



30

COLEMAN'S CAREER HIGHS

POINTS

12 (vs. North Carolina Central, 12/10/16)

REBOUNDS

9 (at Texas State, 01/02/17)

FIELD GOALS

4 (4x, last vs. South Alabama, 03/08/17)

FIELD GOAL ATTEMPTS

6 (5x, last vs. Wofford, 12/19/16)

THREE-POINT FIELD GOALS

0

THREE-POINT ATTEMPTS

1 (vs. Piedmont International, 11/21/15)

FREE THROWS

3 (2x, last vs. College of Charleston, 11/14/16)

FREE THROW ATTEMPTS

6 (vs. College of Charleston, 11/14/16)

ASSISTS

2 (vs. Piedmont International, 11/21/15))

STEALS

1 (5x, last at Appalachian State, 03/04/17)

BLOCKED SHOTS

2 (vs. College of Charleston, 11/14/16)

MINUTES PLAYED

27 (vs. Wofford, 12/19/16)

MISCELLANEOUS CAREER

Double-Figure 2

Scoring Games

Double-Figure --

Rebounding Games

Games With

Double-Double --

Games Led CCU

in Scoring --

Games Led CCU

in Rebounding 2

Games Led CCU

in Assists --

• 2016-17 Named to Sun Belt All-Academic Commissioner's List

2016-17 (SOPHOMORE): Played in 29 games with 12 starts...Averaged 2.8 points and 2.8 rebounds per game...Shot 56 percent from the field while also chipping in with three steals and nine blocked shots...Scored a career-high 12 points in a victory over North Carolina Central (12/10/16)...Had 10 points in CCU's Sun Belt Tournament win over South Alabama (03/08/17)...Had a career-high nine rebounds in Coastal's first-ever Sun Belt Conference win at Texas State (01/02/17)...Named to the Sun Belt All-Academic Commissioner's List.

2015-16 (FRESHMAN): Played in 10 games averaging 0.7 points and 1.2 points per game...Scored a season-high three points against Campbell (01/30/16)...Had two points against Piedmont International (11/21/15) and against UC Irvine (03/27/16).

ST. FRANCIS HIGH SCHOOL: Four-star recruit by Georgia Hoops and ranked as the 14th-best prospect in the state of Georgia ... Owns the St. Francis HS career blocked shots record with 153 ... Averaged 9.6 points and 9.8 rebounds as a senior in leading St. Francis HS to both a regional and Georgia state championship with a combined 28-3 record ... Helped St. Francis to the school's first private school state championship in 2014, totaling a game-high 13 rebounds in the final ... Regional champion and state runner-up as a sophomore ... Averaged 6.4 points and 8.3 rebounds as a junior ... Shot better than 50 percent throughout interscholastic career.



CHANTICLEER STUDENT-ATHLETES

JOSH COLEMAN'S CAREER STATISTICS

Year	GP	GS	Min	Avg	Total			3-Point			F-Throw			Rebounds				PF	FO	Ast	TO	Blk	Stl	Pts	Avg
					FG	FGA	Pct	FG	FGA	Pct	FT	FTA	Pct	Off	Def	Tot	Avg								
2015-16	10	0	30	3.0	2	6	.333	0	0	.000	3	3	1.000	6	6	12	1.2	11	0	0	3	2	0	7	0.7
2016-17	29	12	329	11.3	35	63	.556	0	0	.000	11	23	.478	37	44	81	2.8	53	2	2	18	9	3	81	2.8
TOTAL	39	12	359	9.2	37	69	.536	0	0	.000	14	26	.539	43	50	93	2.4	64	2	2	21	11	3	88	2.3

JOSH COLEMAN'S CAREER BIG SOUTH/SUN BELT STATISTICS

Year	GP	GS	Min	Avg	Total			3-Point			F-Throw			Rebounds				PF	FO	Ast	TO	Blk	Stl	Pts	Avg
					FG	FGA	Pct	FG	FGA	Pct	FT	FTA	Pct	Off	Def	Tot	Avg								
2015-16	5	0	15	3.0	1	1	1.000	0	0	.000	1	1	1.000	1	3	4	0.8	4	0	0	1	1	0	3	0.6
2016-17	11	6	138	12.6	7	15	.467	0	0	.000	1	5	.200	12	21	33	3.0	26	2	0	6	4	2	15	1.4
TOTALS	16	6	153	9.6	8	16	.500	0	0	.000	2	6	.333	13	24	37	2.3	30	2	0	7	5	2	18	1.1



JOSH COLEMAN'S 2016-17 GAME-BY-GAME STATISTICS

				Total		3-Pointers		Free throws		Rebounds											
Opponent	Date	gs	min	fg-fga	pct	3fg-fga	pct	ft-fa	pct	off	def	tot	avg	pf	a	t/o	blk	stl	pts	avg	
at Alabama	11/11/16	*	10	0-2	.000	0-0	.000	2-2	1.000	0	0	0	0.0	4	0	1	0	1	2	2.0	
COLLEGE OF CHARLEST	11/14/16	*	26	3-4	.750	0-0	.000	3-6	.500	4	1	5	2.5	3	0	0	2	0	9	5.5	
COPPIN STATE	11/16/16	*	10	1-5	.200	0-0	.000	0-0	.000	2	2	4	3.0	1	0	1	0	0	2	4.3	
at Brigham Young	11/19/16	*	14	2-6	.333	0-0	.000	0-0	.000	2	4	6	3.8	2	0	0	1	0	4	4.3	
vs Southern Utah	11-21-16		4	0-0	.000	0-0	.000	0-0	.000	1	1	2	3.4	2	0	2	0	0	0	3.4	
at Wake Forest	11/23/16		4	1-1	1.000	0-0	.000	0-0	.000	0	0	0	2.8	2	0	0	0	0	2	3.2	
TENNESSEE CHATTANO	11/29/16		2	0-0	.000	0-0	.000	0-0	.000	0	0	0	2.4	0	0	1	0	0	0	2.7	
METHODIST	11/30/16		8	4-5	.800	0-0	.000	1-3	.333	2	2	4	2.6	0	0	2	0	0	9	3.5	
PIEDMONT INTERNATION	12/05/16		8	4-6	.667	0-0	.000	1-2	.500	3	3	6	3.0	2	0	1	0	0	9	4.1	
NORTH CAROLINA CENT	12/10/16		20	6-6	1.000	0-0	.000	0-0	.000	3	2	5	3.2	3	1	1	0	0	12	4.9	
at Auburn	12/15/16		18	0-2	.000	0-0	.000	1-2	.500	4	1	5	3.4	1	0	1	0	0	1	4.5	
WOFFORD	12/19/16	*	27	3-6	.500	0-0	.000	0-0	.000	1	1	2	3.3	1	0	0	0	0	6	4.7	
at UT Arlington	12/31/16	*	21	0-0	.000	0-0	.000	0-0	.000	1	4	5	3.4	5	0	0	2	1	0	4.3	
at Texas State	01/02/17	*	20	3-3	1.000	0-0	.000	0-0	.000	3	6	9	3.8	3	0	0	0	0	6	4.4	
ARKANSAS STATE	01/07/17	*	13	2-3	.667	0-0	.000	1-2	.500	2	1	3	3.7	4	0	1	0	0	5	4.5	
LITTLE ROCK	01/09/17	*	18	0-2	.000	0-1	.000	0-2	.000	1	2	3	3.7	3	0	1	0	0	0	4.2	
APPALACHIAN STATE	1/14/17		11	1-2	.500	0-0	.000	0-1	.000	2	2	4	3.7	3	0	1	1	0	2	4.1	
at Georgia State	01/21/17	*	23	0-3	.000	0-0	.000	0-0	.000	2	2	4	3.7	0	0	1	1	0	0	3.8	
at Georgia Southern	01/23/17	*	12	1-2	.500	0-0	.000	0-0	.000	1	1	2	3.6	0	0	0	0	0	2	3.7	
TEXAS STATE	01/28/17		11	0-0	.000	0-0	.000	0-0	.000	0	1	1	3.5	2	0	1	0	0	0	3.6	
at South Alabama	02/20/17		1	0-0	.000	0-0	.000	0-0	.000	0	0	0	3.3	1	0	0	0	0	0	3.4	
LOUISIANA	02/25/17		0	0-0	.000	0-0	.000	0-0	.000	0	0	0	3.2	0	0	0	0	0	0	3.2	
at Appalachian State	3/4/17		8	0-0	.000	0-0	.000	0-0	.000	0	2	2	3.1	5	0	1	0	1	0	3.1	
vs South Alabama	3/8/17		13	4-4	1.000	0-0	.000	2-3	.667	1	3	4	3.2	4	1	0	1	0	10	3.4	
vs UT Arlington	3/10/17		14	0-1	.000	0-0	.000	0-0	.000	2	2	4	3.2	2	0	1	1	0	0	3.2	
HAMPTON	03/15/17		4	0-0	.000	0-0	.000	0-0	.000	0	1	1	3.1	0	0	1	0	0	0	3.1	
LOYOLA	03/20/17		2	0-0	.000	0-0	.000	0-0	.000	0	0	0	3.0	0	0	0	0	0	0	3.0	
at Wyoming	03/29/17		2	0-0	.000	0-0	.000	0-0	.000	0	0	0	2.9	0	0	0	0	0	0	2.9	
at Wyoming	03/31/17	*	5	0-0	.000	0-0	.000	0-0	.000	0	0	0	2.8	0	0	0	0	0	0	2.8	
Totals		12	329	35-63	.556	0-1	.000	11-23	.478	37	44	81	2.8	53	2	18	9	3	81	2.8	

CHANTICLEER STUDENT-ATHLETES (NEWCOMERS)



TRE BROWN

GUARD • 6-2 • 160 • FRESHMAN**TACOMA, WASH. • LINCOLN HIGH SCHOOL**

At LINCOLN HIGH SCHOOL: Trevion led Lincoln High School to four consecutive Narrows League titles, going 14-0 in league games during his senior season...It was the first time since 2001 Lincoln had gone undefeated in league action... Lincoln also finished among the top-10 teams in the state and won over 20 games in making it into the state tournament.

O

CHANTICLEER STUDENT-ATHLETES



ZAC CUTHBERTSON

FORWARD • 6-7 • 185 • JUNIOR**ROBINSON, ILL. • MINERAL AREA COLLEGE**

Zac Cuthbertson will have two years of eligibility remaining after transferring to Coastal Carolina from Mineral Area College.

AT MINERAL AREA COLLEGE (SOPHOMORE) 2016-17: Cuthbertson had a standout season at Mineral Area being named the National Junior College Athletic Association (NJCAA) Region 16 Player of the Year after averaging 14.5 points and 7.5 rebounds per game...He was also named NJCAA Third Team All-America...He shot 58 percent from the field and hit 49 percent of his three-point attempts...He was solid at the free throw line knocking down over 71 percent of his attempts...He also averaged 2.5 assists per outing.

AT LINCOLN COLLEGE (FRESHMAN) 2015-16: As a freshman, Cuthbertson played at Lincoln Trail College in Illinois... He averaged 17.2 points and eight rebounds per game en route to being named the Great Rivers Athletic Conference Freshman of the Year.

40

CHANTICLEER STUDENT-ATHLETES



TYRELL GUMBS-FRATER

GUARD • 6-3 • 180 • SOPHOMORE

RICHMOND HILL, ONTARIO • ODESSA JUNIOR COLLEGE

Tyrell has transferred to CCU from Odessa Junior College...He will have three years of eligibility remaining.

10

AT ODESSA JUNIOR COLLEGE (FRESHMAN) 2016-17: Gumbs-Frater had a solid freshman campaign at Odessa averaging 3.5 points per game while shooting 42 percent from the field and 33 percent from beyond the three point line...He also hit 75 percent of his free throws while averaging an assist per game...Helped Odessa finish the season 28-6 overall and champions of the NJCAA Region V Tournament...Odessa's strong season saw them make a run to the quarterfinal round of the NJCAA National Tournament.

AT ST. BENEDICT'S HIGH SCHOOL: Played for national powerhouse St. Benedict's, who was ranked among the top 20 teams among all high school teams...He averaged 18 points, six rebounds and four assists...Was also rated a composite two-star player coming out of high school.

CHANTICLEER STUDENT-ATHLETES



MATT LINDSEY

GUARD • 6-1 • 190 • JUNIOR

NORTH MYRTLE BEACH, S.C. • CAPE FEAR COMMUNITY COLLEGE

2016-17: Did not play.

AT CAPE FEAR COMMUNITY COLLEGE: 2015-16 (SOPHOMORE): Averaged 7.3 points and 3.7 rebounds per game... Shot 39.3 percent from the floor, including 37.7 percent from deep...Dished out 118 assists...Appeared in 31 games with 10 starts.

2014-15 (FRESHMAN): Averaged 5.6 points and 2.3 boards per outing...Finished the season shooting 44.2 percent from the field and 38.6 percent from three...Recorded 45 assists and 28 steals for the Sea Devils...Played in 31 games, including five starts.

AT NORTH MYRTLE BEACH HIGH SCHOOL: Named to the AAA Boys All-State Team by the South Carolina Basketball Coaches Association as a senior.

13

CHANTICLEER STUDENT-ATHLETES



BILL MUSE, JR.

GUARD • 6-2 • 190 • FRESHMAN

MUSKOGEE, OKLA. • CONNORS STATE COLLEGE

22

AT CONNORS STATE COLLEGE 2016-17 (SOPHOMORE): Muse had a strong two-year career playing for his father Bill Muse, Sr., at Connors State College...Last season the Cowboys finished the season 27-7 with Muse finishing 34th in the nation in three-point shooting percentage at 46 percent...He was also named to the NJCAA Academic All-America First Team.

2015-16 (FRESHMAN): During his freshman campaign with Connors, Muse was named the Muskogee Phoenix Newcomer of the Year and was a First Team All Verdigris Valley Conference performer...He is a high school graduate of Hilldale High School where he scored 1,116 career points.

HILLDALE HIGH SCHOOL: Muse was a four-year starter at Hilldale where he scored 1,116 career points...He averaged 14.0 points per game over his career...He was a two-time captain for the Hornets...He shot 92 percent from the free throw line and 40 percent on his three point attempts and hit over 200 threes during his career...He was named the newcomer of the year as a freshman in the Verdigris Valley Conference and was named to the First Team All-Verdigris Valley Conference his senior season.

CHANTICLEER STUDENT-ATHLETES



AJAY SANDERS

GUARD • 6-4 • 195 • JUNIOR

WINTERVILLE, N.C. • OLNEY CENTRAL COLLEGE

Ajay Sanders transferred to Coastal Carolina from Olney Central College...He has two years of eligibility remaining.

Olney Central College 2016-17 (Sophomore): Sanders is a versatile guard who finished his sophomore season fourth on the team in scoring averaging 8.8 points per game...He also averaged 4.4 rebounds per game and two assists per outing.

2015-16 (Freshman): During his freshman season, Sanders averaged 4.8 points and 4.5 rebounds per game while playing in 30 games and starting 13.

Greenfield High School: Sanders played his high school basketball at Greenfield where he was named to the NCISAA All-State Team and the Coastal Plain Independent All-Conference Team...He averaged 16 points, eight rebounds and three assists per game.

1



The Chants played their way into the College Basketball Invitational where they finished in the championship round against Wyoming.

POST SEASON PARTICIPANTS FOR FOURTH STRAIGHT SEASON

- Following the Chanticleers first season as members of the Sun Belt Conference and making a run to the Sun Belt Tournament semifinals, Coastal Carolina received a bid to play in its first-ever College Basketball Invitational (CBI)... The Chants made a strong showing winning four games in the tournament, making it to the championship round... The CBI Tournament championship is a best two-of-three format...CCU won the first of the championship format against Wyoming, but traveled to Laramie for the final two games where CCU fell in the final two games, to grab the runners-up trophy of the CBI.

FIRST SEASON IN SUN BELT

- The Chants stepped up in conference affiliation with their move to the Sun Belt and it showed during conference action...The Sun Belt at one time was ranked as the 12th toughest league in college basketball and that showed as a total of five teams made it into post season tournament play...The Chanticleers finished their first season in the conference tied for sixth with a 10-8 conference record...Playing in their first SBC Tournament, the Chanticleers made it to the semifinals before falling to regular-season champion Texas Arlington.

SHAW BECOMES PROGRAM'S FIRST ALL-SUN BELT HONOREE

- Junior guard Jaylen Shaw became the first CCU player to receive All-Sun Belt honors after being named to the All-Sun Belt Conference Third Team...Shaw scored 559 points on the season averaging over 14 points per game, finishing 12th in the conference in scoring...His .460 field goal percentage was sixth in the conference and he was seventh in the SBC averaging almost four assists per game...He finished third in the SBC shooting 81 percent from the free throw line and shot 40 percent on his three point field goal attempts.

20 WINS....AGAIN

- Coastal Carolina recorded 20 wins during the 2016-17 season recording at least 20 wins for the fourth consecutive season...It was the sixth time CCU had reached the milestone under Head Coach Cliff Ellis and the 14th time in the history of the program...CCU's winning record was seventh winning season under Ellis and the 22nd time in the 45-year history of the program

CCU TACKLES TOUGH SCHEDULE

- Coastal Carolina played one of the toughest schedules in not only the nation, but one of the toughest in the history of CCU basketball...CCU's non-conference opponents won 54 percent of its games while the Chants faced 14 teams that played in post-season tournaments...That includes teams that played in the NCAA, NIT, CIT and CBI Tournaments.



2016-17 IN REVIEW

WILSON LEAVES HIS MARK AMONG THE ALL-TIME CCU GREATS

- Shooting guard Elijah Wilson completed his four years at Coastal Carolina last year and left his name among several game, season and career records.
- He scored over 500 points twice during his career and finished third among the all-time leading scorers at Coastal Carolina with 1,885 points.

COASTAL CAROLINA CAREER SCORING LEADERS

1. Tony Dunkin, 1989-93.....	2,151
2. Jack Leasure, 2005-08.....	1,893
3. Elijah Wilson, 2013-17	1,885
4. Tony Whittington, 1979-83.....	1,631
5. KeKe Hicks, 1993-95	1,622
6. Derek Wilson, 1985-89	1,492
7. Anthony Raffa, 2010-13	1,470
8. Torrey Butler, 1998-03	1,467
9. William Calvin, 1984-88	1,465
10. Joseph Harris, 2005-10	1,444

- In addition to joining the top 10 on the CCU all-time scoring list, Wilson reached the top 10 in several other career categories.
 - Games played: First with 140
 - Field goals made: Third with 659
 - Field goal attempts: First with 1,687
 - Free throws made: 10th with 274
 - Free throw attempts : Ninth with 385

ELLIS REACHES MILESTONE; ANOTHER IN SIGHT

- Head Coach Cliff Ellis reached the 800 career-win milestone during the 2016-17 season and is the only coach in NCAA Division I history to win 170-plus games at four different universities...He enters the 2017-18 looking for another milestone...His first win of the new season will be his 200th career-win as head coach at Coastal Carolina, becoming only the second CCU coach to reach those wins...He trails only Russ Bergman (1976-94) who finished his career with 306 wins...He enters the season as the fifth NCAA Division I winningest active coaches with 733 wins... He trails only Mike Krzyzewski of Duke (1,071), Jim Boeheim of Syracuse (903), Roy Williams of North Carolina (816) and Bob Huggins of West Virginia (748).

2016-17 HONORS

ALL-SUN BELT

Jaylen Shaw Third Team

SUN BELT ALL-ACADEMIC COMMISSIONER'S LIST

Christian Adams

Josh Coleman

SUN BELT PLAYER OF THE WEEK

Jaylen Shaw Jan. 10



Elijah Wilson scored over 500 points in two different seasons and finished his career third on the CCU all-time scoring list with 1,885 points.



The first win of the 2017-18 season will give Head Coach Cliff Ellis his 200th win as CCU head coach.

2016-17 SCHEDULE & RESULTS

RECORD:	OVERALL	HOME	AWAY	NEUTRAL
ALL GAMES	20-19	15-6	3-12	2-1
CONFERENCE	10-8	7-2	3-6	0-0
NON-CONFERENCE	10-11	8-4	0-6	2-1

DATE	TIME		OPPONENT	SCORE	ATTEND	HIGH POINTS	HIGH REBOUNDS	HIGH ASSISTS
11/11/16	8:00 p.m.	1	at Alabama	L, 53-70	14579	(13) Ray-St, Cyr, Colton	(8) Beck, Demario	(3) Ray-St Cyr, Colton
11/14/16	7:00 p.m.		COLLEGE OF CHARLESTON	L, 64-71	2325	(16) Wilson, Elijah	(5) Williams-Powell, Coleman	(7) Shaw, Jaylen
11/16/16	7:00 p.m.	1	COPPIN STATE	W, 89-59	1754	(18) Wilson, Elijah	(13) Bamba, Amidou	(5) Shaw, Jaylen
11/19/16	7:30 p.m.	1	at Brigham Young	L, 65-81	15003	(11) Beck, Powell, Wilson	(8) Beck, Demario	(4) Shaw, Jaylen
11/21/16	6:00 p.m.	1	vs. Southern Utah^	W, 83-68	500	(23) Wilson, Elijah	(13) Ray-St Cyr, Colton	(4) Labinowicz
11/23/16	7:30 p.m.		at Wake Forest	L, 74-086	6867	(20) Wilson, Elijah	(13) Ray-St Cyr, Colton	(3) Ray-St Cyr, Colton
11/29/16	7:00 p.m.		CHATTANOOGA	L, 52-68	1339	(12) Shaw, Jaylen	(9) Beck, Demario	(3) Ray-St Cyr, Colton
11/30/16	8:30 p.m.		METHODIST	W, 88-59	1340	(18) Beck, Demario	(10) Beck, Demario	(6) Shaw, Jaylen
12/03/16	2:00 p.m.		UNC ASHEVILLE	L, 77-79 (OT)	1447	(21) Shaw, Jaylen	(11) Beck, Demario	(7) Shaw, Jaylen
12/05/16	7:00 p.m.		PIEDMONT INTERNATIONAL	W, 100-63	1248	(20) Beck, Demario	(13) Beck, Demario	(8) Shaw, Jaylen
12/10/16	2:00 p.m.		NORTH CAROLINA CENTRAL	W, 70-67	1907	(20) Wilson, Elijah	(10) Ray-St Cyr, Colton	(5) Shaw, Jaylen
12/15/16	9:00 p.m.		at Auburn	L, 72-117	7333	(22) Wilson, Elijah	(7) Bamba, Amidou	(3) Robertson, Ray-St Cyr
12/19/16	7:00 p.m.		WOFFORD	L, 74-75	1486	(19) Shaw, Jaylen	(9) Beck, Amidou	(2) Beck, Wilson, Shaw
12/31/16	5:30 p.m.	*	at Texas Arlington	L, 69-90	1892	(22) Ray-St Cyr	(7) Ray-St Cyr, Colton	(7) Shaw, Jaylen
01/02/17	8:00 p.m.	*	at Texas State	W, 70-63	1209	(15) Ray-St Cyr	(9) Coleman, Beck	(2) Ray-St Cyr, Shaw, Wilson Bamba
01/07/17	4:30 p.m.	*	ARKANSAS STATE	W, 80-65	1463	(24) Shaw, Jaylen	(15) Beck, Demario	(5) Shaw, Jaylen
01/09/17	7:00 p.m.	*	LITTLE ROCK	W, 66-63	1292	(16) Shaw, Jaylen	(10) Beck, Demario	(2) Shaw, Beck, Wiggins, Wilson
01/14/17	4:30 p.m.	*	APPALACHIAN STATE	W, 85-73	1950	(20) Shaw, Jaylen	(7) Beck, Demario	(3) Wiggins, Ray-St Cyr
01/21/17	2:15 p.m.	*	at Georgia State	L, 56-76	1479	(20) Ray-St Cyr	(12) Ray-St Cyr, Colton	(5) Shaw, Jaylen
01/23/17	7:00 p.m.	*	at Georgia Southern	L, 80-91	1527	(15) Ray-St Cyr	(9) Ray-St Cyr, Colton	(5) Shaw, Jaylen
01/28/17	4:30 p.m.	*	TEXAS STATE	L, 50-52	2070	(16) Wilson, Elijah	(11) Beck, Demario	(5) Wiggins, Shivaughn
01/30/10	7:00 p.m.	*	TEXAS ARLINGTON	W, 72-70	1701	(20) Shaw, Jaylen	(16) Beck, Demario	(4) Shaw, Jaylen
02/04/17	7:00 p.m.	*	at Little Rock	W, 82-75	2870	(21) Shaw, Jaylen	(7) Ray-St Cyr, Colton	(5) Wiggins, Shivaughn
02/06/16	8:00 p.m.	*	at Arkansas State	L, 57-67	2870	(17) Ray-St Cyr, Colton	(9) Beck, Demario	(4) Wiggins, Shivaughn
02/11/17	4:30 p.m.	*	GEORGIA SOUTHERN	W, 82-70	2050	(16) Shaw, Ray-St Cyr	(19) Beck, Ray-St Cyr	(3) Shaw, Ray-St Cyr, Wiggins
02/13/17	7:00 p.m.	*	GEORGIA STATE	W, 65-64	2061	(15) Beck, Wilson	(10) Labinowicz, Artur	(5) Wiggins, Shivaughn
02/18/17	5:15 p.m.	*	at Troy	L, 78-87	1288	(17) Wilson, Elijah	(8) Ray-St Cyr, Colton	(1) Wiggins, Powell, Shaw, Wilson, Enanga, Adams
02/20/17	8:05 p.m.	*	at South Alabama	W, 81-77 (OT)	1605	(21) Wilson, Elijah	(16) Ray-St Cyr, Colton	(7) Shaw, Jaylen
02/25/17	4:30 p.m.	*	LOUISIANA	L, 77-79	1512	(22) Shaw, Jaylen	(11) Beck, Demario	(3) Ray-St Cyr, Wiggins
02/27/17	7:00 p.m.	*	LOUISIANA-MONROE	W, 77-72	1555	(18) Wiggins, Shivaughn	(9) Ray-St Cyr, Colton	(7) Shaw, Jaylen
03/04/17	4:30 p.m.	*	at Appalachian State	L, 73-77	2073	(29) Wiggins, Shivaughn	(6) Bamba, Amidou	(3) Wiggins, Shivaughn
03/08/17	10:00 a.m.	2	vs. South Alabama	W, 80-67	1045	(16) Wilson, Elijah	(7) Ray-St Cyr, Colton	(7) Shaw, Ray-St Cyr
03/10/17	10:00 a.m.	2	vs. Texas Arlington	L, 51-74	1201	(14) Shaw, Jaylen	(9) Ray-St Cyr, Colton	(4) Shaw, Jaylen
03/15/17	7:00 p.m.	3	HAMPTON	W, 83-67	937	(22) Shaw, Jaylen	(8) Beck, Demario	(4) Ray-St Cyr, Shaw, Artur
03/20/17	7:00 p.m.	3	LOYOLA (MD)	W, 72-63	948	(22) Shaw, Jaylen	(8) Beck, Enanga, Wilson	(3) Shaw, Jaylen
03/23/17	7:00 p.m.	3	ILLINOIS-CHICAGO	W, 89-78	847	(22) Shaw, Jaylen	(10) Beck, Demario	(6) Ray-St Cyr, Colton
03/27/17	7:00 p.m.	3	WYOMING	W, 91-81	1583	(15) Enanga, Shaw, Beck	(7) Ray-St Cyr, Colton	(8) Shaw, Jaylen
03/29/17	7:00 p.m.	3	at Wyoming	L, 57-81	3811	(10) Labinowicz, Wilson	(8) Bamba, Amidou	(2) Shaw, Adams, Robertson
03/31/17	7:00 p.m.	3	at Wyoming	L, 59-83	6321	(17) Beck, Demario	(7) Beck, Demario	(3) Shaw, Jaylen

* — Sun Belt Conference game

1 — MGM Grand Invitational

2 — Sun Belt Tournament (New Orleans, La.)

3 — CBI Tournament (Conway, S.C. & Laramie, Wyo.)

ATTENDANCE SUMMARY	GAMES	TOTALS	AVG/GAME
HOME	21	32815	1563
AWAY	15	70727	4715
NEUTRAL	3	2746	915
TOTAL	39	106288	2725

2016-17 INDIVIDUAL STATISTICS

RECORD:	OVERALL	HOME	AWAY	NEUTRAL
ALL GAMES	20-19	15-6	3-12	2-1
CONFERENCE	10-8	7-2	3-6	0-0
NON-CONFERENCE	10-11	8-4	0-6	2-1

— OVERALL STATISTICS —

##	Player	GP	GS	Min	Avg	— TOTAL —			— 3-PTS —			FT	FTA	Pct	— REBOUNDS —				PF	FO	A	TO	Blk	Stl	Pts	Avg
						FG	FGA	Pct	3FG	FGA	Pct				Off	Def	Tot	Avg								
05	SHAW, Jaylen	39	37	1194	30.6	203	441	.460	59	149	.396	94	116	.810	15	114	129	3.3	73	2	148	88	5	53	559	14.3
22	WILSON, Elijah	39	38	1182	30.3	174	493	.353	100	305	.328	62	83	.747	36	89	125	3.2	75	0	49	71	2	38	510	13.1
20	BECK, Demario	39	34	1024	26.3	153	329	.465	32	122	.262	52	98	.531	103	204	307	7.9	105	1	25	47	38	25	390	10.0
45	RAY-ST CYR, Colton	37	37	997	26.9	125	296	.422	45	127	.354	54	74	.730	50	186	236	6.4	99	6	88	67	14	37	349	9.4
02	LABINOWICZ, Artur	39	7	858	22.0	78	196	.398	40	101	.396	57	83	.687	42	110	152	3.9	62	1	39	61	8	25	253	6.5
10	WIGGINS, Shivaughn	19	11	536	28.2	59	153	.386	16	59	.271	54	78	.692	12	39	51	2.7	26	1	51	30	0	12	188	9.9
15	BAMBA, Amidou	37	11	596	16.1	72	132	.545	0	0	.000	28	54	.519	43	101	144	3.9	71	1	13	28	27	3	172	4.6
03	WILLIAMS-POWELL, J.	32	4	409	12.8	56	120	.467	8	22	.364	33	50	.660	28	59	87	2.7	63	1	11	39	3	7	153	4.8
00	ROBERTSON, Jaylan	26	2	355	13.7	34	89	.382	13	37	.351	11	19	.579	5	26	31	1.2	31	0	30	30	1	17	92	3.5
32	COLEMAN, Josh	29	12	329	11.3	35	63	.556	0	1	.000	11	23	.478	37	44	81	2.8	53	2	2	18	9	3	81	2.8
12	ENANGA, Michel	14	2	139	9.9	20	45	.444	2	10	.200	12	25	.480	16	22	38	2.7	26	0	2	10	2	8	54	3.9
01	HOLMES, Kevin	17	0	121	7.1	6	33	.182	3	25	.120	1	3	.333	6	16	22	1.3	13	0	0	6	0	0	16	0.9
04	ADAMS, Christian	13	0	85	6.5	6	23	.261	0	4	.000	2	6	.333	2	7	9	0.7	11	0	7	6	0	8	14	1.1
11	PETERSON, Josh	4	0	15	3.8	0	2	.000	0	0	.000	2	7	.286	0	2	2	0.5	1	0	2	1	0	1	2	0.5
	TEAM														85	75	160	4.1				6				
	TOTAL	39		7840		1021	2415	.423	318	962	.331	473	719	.658	480	1094	1574	40.4	709	15	467	508	109	237	2833	72.6
	OPPONENTS	39		7840		979	2347	.417	369	1100	.335	531	752	.706	397	1050	1447	37.1	700	10	512	470	132	232	2858	73.3

SCORE BY PERIODS:

	1st	2nd	OT	Total
Coastal Carolina	1280	1532	21	2833

DEADBALL REBOUNDS:

	OFF	DEF	TOTAL
Coastal Carolina	85	75	160

— SUN BELT CONFERENCE STATISTICS —

##	Player	GP	GS	Min	Avg	— TOTAL —			— 3-PTS —			FT	FTA	Pct	— REBOUNDS —				PF	FO	A	TO	Blk	Stl	Pts	Avg
						FG	FGA	Pct	3FG	FGA	Pct				Off	Def	Tot	Avg								
05	SHAW, Jaylen	18	18	563	31.3	96	200	.480	32	78	.410	45	56	.804	4	58	62	3.4	40	1	56	42	3	14	269	14.9
22	WILSON, Elijah	18	18	556	30.9	68	199	.342	45	140	.321	28	35	.800	13	32	45	2.5	35	0	25	28	2	20	209	11.6
45	RAY-ST CYR, Colton	18	18	514	28.6	75	168	.446	27	74	.365	29	35	.829	22	102	124	6.9	54	4	34	28	8	14	206	11.4
10	WIGGINS, Shivaughn	16	8	474	29.6	57	139	.410	14	52	.269	52	76	.684	12	35	47	2.9	22	1	45	26	0	11	180	11.3
20	BECK, Demario	18	17	484	26.9	60	134	.448	12	52	.231	24	52	.462	47	102	149	8.3	55	1	13	13	14	8	156	8.7
02	LABINOWCZ, Artur	18	1	372	20.7	34	84	.405	19	49	.388	18	28	.643	16	45	61	3.4	26	0	15	20	4	8	105	5.8
15	BAMBA, Amidou	16	3	220	13.8	30	48	.625	0	0	.000	9	17	.529	17	33	50	3.1	29	0	2	11	12	0	69	4.3
03	WILLIAMS-POWELL, J.	15	0	139	9.3	15	38	.395	2	5	.400	6	11	.545	10	13	23	1.5	23	0	4	12	2	3	38	2.5
12	ENANGA, Michel	5	1	37	7.4	9	16	.563	0	1	.000	2	8	.250	6	5	11	2.2	9	0	0	5	0	1	20	4.0
32	COLEMAN, Josh	11	6	138	12.5	7	15	.467	0	1	.000	1	5	.200	12	21	33	3.0	26	2	0	6	4	2	15	1.4
00	ROBERTSON, Jaylan	6	0	43	7.2	4	12	.333	3	9	.333	0	0	.000	0	3	3	0.5	3	0	5	7	0	1	11	1.8
01	HOLMES, Kevin	10	0	59	5.8	3	18	.167	1	12	.083	1	2	.500	4	11	15	1.5	6	0	0	3	0	0	8	0.8
04	ADAMS, Christian	6	0	15	2.5	2	5	.400	0	0	.000	0	0	.000	0	0	0	0.0	4	0	0	2	0	1	4	0.7
11	PETERSON, Josh	1	0	2	2.0	0	0	.000	0	0	.000	0	0	.000	0	0	0	0.0	0	0	0	0	0	0	0	0.0
	TEAM														28	32	60	3.3				2				
	TOTAL	18		3615		460	1076	.428	155	473	.328	215	325	.662	191	492	683	37.9	332	9	199	205	49	83	1290	71.7
	OPPONENTS	18		3615		440	1051	.419	153	480	.319	268	379	.707	183	489	672	37.3	318	4	222	189	50	83	1301	72.3

SCORE BY PERIODS:

	1st	2nd	OT	TOTAL
Coastal Carolina	568	709	13	1290

DEADBALL REBOUNDS:

	OFF	DEF	TOTAL
Coastal Carolina	28	32	60

2016-17 GAME-BY-GAME STATISTICS

Opponent	Date	Score	W/L	— TOTAL —			— 3-PTRS —			— REBOUNDS —				PF	A	TO	Blk	Stl	Pts	Avg			
				FG	FGA	Pct	3FG	FGA	Pct	FT	FTA	Pct	Off								Def	Tot	Avg
at Alabama	11/11/16	53-70	L	21	48	.438	10	26	.385	18	26	.692	7	32	39	39.0	19	13	11	8	8	70	70.0
Coastal Carolina				17	62	.274	9	23	.391	10	16	.625	17	26	43	43.0	22	7	13	2	2	53	53.0
College of Charleston	11/14/16	64-71	L	21	49	.429	8	21	.381	21	23	.913	10	24	34	36.5	16	11	13	4	5	71	70.5
Coastal Carolina				24	54	.444	8	21	.361	8	14	.571	10	20	30	36.5	20	11	12	4	5	64	48.5
Coppin State	11/16/16	89-59	W	19	70	.271	12	36	.333	9	21	.429	17	21	38	37.0	22	6	9	1	8	59	66.7
Coastal Carolina				29	63	.460	11	29	.379	20	25	.800	18	41	59	44.0	17	16	18	6	5	89	68.7
at Brigham Young	11/19/16	65-81	L	33	69	.478	7	23	.304	8	13	.615	7	39	46	39.2	11	24	12	7	3	81	70.2
Coastal Carolina				26	76	.342	5	26	.192	8	16	.500	13	33	46	44.5	15	12	9	3	6	65	67.8
vs. Southern Utah	11/21/16	83-68	W	22	60	.367	10	30	.333	14	21	.667	14	16	30	37.4	18	10	14	2	3	68	69.8
Coastal Carolina				30	54	.556	8	17	.471	15	18	.833	9	28	37	43.0	25	9	18	6	5	83	70.8
at Wake Forest	11/23/16	74-86	L	27	57	.474	11	26	.423	21	25	.840	3	38	41	38.0	15	21	14	6	3	86	72.5
Coastal Carolina				27	73	.370	12	29	.414	8	14	.571	12	29	41	42.7	22	18	12	1	10	74	71.3
Chattanooga	11/29/16	52-68	L	27	59	.458	9	27	.333	5	10	.500	12	23	35	37.6	19	14	12	6	8	68	71.9
Coastal Carolina				20	54	.370	3	16	.188	9	14	.643	14	22	36	41.7	13	10	15	2	7	52	68.6
Methodist	11/30/16	88-59	W	22	63	.349	3	23	.130	12	13	.923	10	23	33	37.0	16	8	19	5	13	59	70.2
Coastal Carolina				32	70	.457	11	31	.355	13	17	.765	18	32	50	42.8	12	18	20	2	12	88	81.0
UNC Asheville	12/03/16	77-79 OT	L	30	63	.476	10	28	.357	9	15	.600	6	27	33	36.6	21	21	10	1	11	79	71.2
Coastal Carolina				28	58	.483	13	29	.448	8	18	.444	10	28	38	42.2	15	17	17	0	7	77	71.7
Piedmont International	12/05/16	100-63	W	20	65	.308	11	28	.393	12	17	.706	12	20	32	36.1	26	11	16	2	10	63	70.4
Coastal Carolina				33	67	.493	10	25	.400	24	36	.667	21	35	56	43.6	14	19	13	3	6	100	74.5
North Carolina Central	12/10/16	70-67	W	21	62	.339	12	38	.316	13	16	.813	12	19	31	35.6	16	9	9	1	6	67	70.1
Coastal Carolina				27	61	.443	8	23	.348	8	10	.800	16	30	46	43.8	14	15	15	0	5	70	74.1
at Auburn	12/15/16	72-117	L	40	72	.556	21	42	.500	16	22	.727	11	37	48	36.7	19	21	15	8	8	117	74.0
Coastal Carolina				25	78	.321	8	36	.222	14	23	.609	18	22	40	43.5	20	11	16	0	9	72	73.9
Wofford	12/19/16	74-75	L	28	56	.500	13	28	.464	6	11	.545	7	19	26	35.8	19	18	10	0	6	75	74.1
Coastal Carolina				28	54	.519	7	20	.350	11	19	.579	12	24	36	42.9	19	8	15	1	3	74	73.9
at Texas Arlington	12/31/16	69-90	L	31	69	.449	15	38	.395	13	17	.765	14	27	41	36.2	9	18	9	3	6	90	75.2
Coastal Carolina				24	59	.407	13	37	.351	8	10	.800	9	28	37	42.5	19	14	17	4	7	69	73.6
at Texas State	01/02/17	60-53	W	19	51	.373	4	24	.167	11	19	.579	7	18	25	35.5	19	14	6	2	6	53	73.7
Coastal Carolina				22	44	.500	6	17	.353	10	17	.588	7	30	37	42.1	19	10	15	0	1	60	72.7
Arkansas State	01/07/17	80-65	W	20	55	.364	6	21	.286	19	27	.704	12	24	36	35.5	19	6	11	2	6	65	73.2
Coastal Carolina				28	58	.483	14	32	.438	10	18	.556	12	28	40	42.0	22	15	13	3	6	80	73.1
Little Rock	01/09/17	66-63	W	25	64	.391	7	24	.292	6	7	.857	10	30	40	35.8	18	11	8	3	5	63	72.6
Coastal Carolina				25	64	.391	8	23	.348	8	15	.533	13	29	42	42.0	11	8	8	2	3	66	72.7
Appalachian State	01/14/17	85-73	W	24	66	.364	9	33	.273	16	20	.800	13	29	42	36.1	23	15	9	2	3	73	72.6
Coastal Carolina				27	61	.443	7	21	.333	24	34	.706	12	31	43	42.1	20	10	6	5	1	85	73.4
at Georgia State	01/21/17	56-76	L	29	62	.468	15	33	.455	3	4	.750	6	31	37	36.2	14	19	10	7	1	76	72.8
Coastal Carolina				21	70	.300	9	35	.257	5	8	.625	16	27	43	42.1	10	13	11	4	4	56	72.5
at Georgia Southern	01/23/17	80-91	L	29	55	.527	13	31	.419	20	27	.741	7	32	39	36.3	13	16	13	4	2	91	73.7
Coastal Carolina				34	76	.447	7	26	.269	5	6	.833	11	24	35	41.8	21	10	7	2	7	80	72.8
Texas State	01/28/17	50-52	L	19	56	.339	4	22	.182	10	14	.714	12	27	39	36.4	14	4	14	1	9	52	72.7
Coastal Carolina				19	50	.380	6	19	.316	6	10	.600	7	27	34	41.4	14	8	18	4	4	50	71.8
Texas Arlington	01/30/17	72-70	W	25	71	.352	7	33	.212	13	18	.722	13	30	43	36.7	24	11	9	1	5	70	72.5
Coastal Carolina				22	59	.373	7	33	.212	21	32	.656	15	36	51	41.8	16	8	13	2	3	72	71.8
at Little Rock	02/04/17	82-75	W	28	58	.483	7	22	.318	12	15	.800	7	19	26	36.3	17	16	10	4	5	75	72.7
Coastal Carolina				29	52	.558	8	18	.444	16	18	.889	5	24	29	41.3	18	11	12	1	4	82	72.2
at Arkansas State	02/06/17	57-67	L	23	53	.434	7	22	.318	14	24	.583	10	30	40	36.4	10	13	11	2	5	67	72.4
Coastal Carolina				24	62	.387	5	25	.200	4	5	.800	8	25	33	40.9	18	9	10	3	5	57	71.6
Georgia Southern	02/11/17	82-70	W	20	52	.385	11	27	.407	19	29	.655	3	21	24	35.9	10	10	8	2	5	70	72.3
Coastal Carolina				30	60	.500	9	25	.360	13	19	.684	11	35	46	41.1	19	12	12	2	5	82	72.2
Georgia State	02/13/17	65-64	W	23	52	.442	4	17	.236	14	17	.824	7	27	34	35.8	20	6	11	5	3	64	72.0
Coastal Carolina				19	54	.352	9	26	.346	18	23	.783	11	23	34	40.8	15	10	13	1	3	65	71.7
at Troy	02/18/17	78-87	L	26	54	.481	12	27	.444	23	36	.639	13	26	39	36.0	14	13	10	5	7	87	72.6
Coastal Carolina				28	64	.438	13	37	.351	9	10	.900	11	21	32	40.5	20	14	14	4	6	78	72.0
at South Alabama	02/20/17	81-77 OT	W	25	57	.439	6	21	.286	21	34	.618	10	30	40	36.1	20	8	15	4	5	77	72.7
Coastal Carolina				29	73	.397	11	30	.367	12	23	.565	20	31	51	40.9	29	13	14	3	7	81	72.3
Louisiana	02/25/17	77-79	L	29	59	.492	7	25	.280	14	20	.700	14	22	36	36.1	19	16	13</				

2016-17 GAME-BY-GAME STATISTICS

Hampton	03/15/17	83-67	W	27	70	.386	6	24	.250	7	8	.875	6	22	28	37.0	15	8	11	2	10	67	72.7
Coastal Carolina				35	63	.556	7	19	.368	6	12	.500	8	36	44	40.2	11	13	16	6	5	83	72.5
Loyola (Md.)	03/20/17	72-63	W	21	62	.339	10	31	.323	11	13	.846	10	27	37	37.0	23	11	17	5	10	63	72.4
Coastal Carolina				28	63	.444	3	15	.200	13	20	.650	14	32	46	40.3	16	7	17	7	10	72	72.5
Illinois-Chicago	03/22/17	89-78	W	28	56	.500	11	25	.440	11	18	.611	9	20	29	36.8	24	14	23	4	9	78	72.6
Coastal Carolina				28	64	.438	7	18	.389	26	31	.839	16	25	41	40.4	20	16	14	2	16	89	72.9
Wyoming	03/27/17	91-81	W	28	63	.444	13	34	.382	12	17	.706	10	24	34	36.7	23	13	15	5	6	81	72.8
Coastal Carolina				35	63	.556	7	19	.368	6	12	.500	8	36	44	40.2	11	13	16	6	5	83	72.5
at Wyoming	03/29/17	57-81	L	25	55	.455	12	31	.387	19	24	.792	7	38	45	36.9	15	14	15	6	3	81	73.0
Coastal Carolina				21	67	.313	5	26	.192	10	18	.556	11	25	36	40.4	24	9	9	2	9	57	73.0
at Wyoming	03/31/17	59-83	L	29	68	.426	13	37	.351	12	16	.750	11	31	44	37.1	15	14	7	2	4	83	73.3
Coastal Carolina				21	62	.339	4	21	.190	13	17	.765	13	28	39	40.4	22	4	11	2	3	59	72.6
Opponents		2833		1021	2415	.423	318	962	.331	473	719	.658	480	1094	1574	40.4	709	467	508	109	237	2833	72.6
Coastal Carolina		2858		979	2347	.417	369	1100	.335	531	752	.706	397	1050	1447	37.1	700	512	470	132	232	2858	73.3



2016-17 POINTS-REBOUNDS-ASSISTS

OPPONENT	DATE	SCORE	W/L	00 ROBERTSON	01 HOLMES, JR.	02 LABINOWICZ	03 WILLIAMS-P.	04 ADAMS	05 SHAW	10 WIGGINS
at Alabama	11/11/16	53-70	L	0-4-1	DNP	0-0-0	4-2-0	DNP	8-2-1	DNP
College of Charleston	11/14/16	64-71	L	7-3-1	DNP	0-1-0	9-5-0	DNP	11-4-7	DNP
Coppin State	11/16/16	89-59	W	8-3-0	0-0-0	7-6-2	13-7-0	DNP	13-2-5	DNP
at Brigham Young	11/19/16	65-81	L	4-1-3	0-0-0	2-1-1	11-6-0	DNP	8-3-4	DNP
vs. Southern Utah	11/21/16	83-68	W	5-1-1	DNP	12-7-4	9-3-1	DNP	20-2-1	DNP
at Wake Forest	11/23/16	74-86	L	0-0-0	DNP	3-0-0	10-3-0	DNP	10-2-8	DNP
Chattanooga	11/29/16	52-68	L	2-1-2	0-1-0	4-4-2	2-3-0	DNP	12-1-1	DNP
Methodist	11/30/16	88-59	W	0-0-1	3-3-0	7-4-0	5-5-1	2-0-1	13-3-6	DNP
UNC Asheville	12/03/16	77-79	L	5-2-3	DNP	9-2-2	5-1-0	DNP	21-3-7	DNP
Piedmont International	12/05/16	100-63	W	8-0-2	0-1-0	8-9-0	10-6-2	0-0-1	11-2-8	DNP
North Carolina Central	12/10/16	70-67	W	0-1-2	DNP	3-8-1	0-1-3	DNP	15-2-5	DNP
at Auburn	12/15/16	72-117	L	12-2-3	DNP	9-2-1	8-5-0	DNP	6-2-2	DNP
Wofford	12/19/16	74-75	L	9-0-1	DNP	9-4-1	15-8-0	DNP	19-4-2	DNP
at Texas Arlington	12/31/16	69-90	L	9-2-3	DNP	3-3-0	3-1-0	DNP	18-5-7	DNP
at Texas State	01/02/17	60-53	W	0-1-0	DNP	5-1-1	0-1-0	2-0-0	12-3-2	DNP
Arkansas State	01/07/17	80-65	W	DNP	DNP	11-1-1	2-0-0	0-0-0	24-3-5	2-5-2
Little Rock	01/09/17	66-63	W	DNP	DNP	0-3-0	6-0-0	DNP	16-8-2	12-4-2
Appalachian State	01/14/17	85-73	W	DNP	DNP	5-5-2	0-1-0	DNP	20-3-1	15-5-3
at Georgia State	01/21/17	56-76	L	DNP	2-1-0	4-6-2	2-0-2	0-0-0	7-3-5	5-4-2
at Georgia Southern	01/23/17	80-91	L	DNP	DNP	4-2-0	0-1-1	0-0-0	12-4-1	13-0-1
Texas State	01/28/17	50-52	L	DNP	DNP	3-3-0	DNP	DNP	9-2-1	10-2-5
Texas Arlington	01/30/17	72-70	W	DNP	4-4-0	2-2-0	4-7-0	0-0-0	20-5-4	9-3-2
at Little Rock	02/04/17	82-75	W	DNP	2-2-0	14-3-0	4-1-1	DNP	21-5-2	9-1-5
at Arkansas State	02/06/17	57-67	L	DNP	0-1-0	10-2-0	0-2-0	DNP	11-4-2	7-3-4
Georgia Southern	02/11/17	82-70	W	0-0-0	0-2-0	8-5-1	7-4-0	DNP	16-2-3	13-5-3
Georgia State	02/13/17	65-64	W	DNP	0-3-0	2-10-1	2-1-0	DNP	11-0-0	7-1-5
at Troy	02/18/17	87-78	L	0-0-2	0-1-0	9-3-2	8-2-0	2-0-0	7-0-5	14-2-1
at South Alabama	02/20/17	81-77	W	0-0-0	0-1-0	8-3-1	0-1-0	DNP	10-2-7	4-3-2
Louisiana	02/25/17	77-79	L	DNP	0-0-0	7-3-2	0-1-0	DNP	22-4-0	13-3-3
Louisiana Monroe	02/27/17	77-72	W	DNP	DNP	8-4-1	DNP	DNP	13-5-7	18-4-2
at Appalachian State	03/04/17	73-77	L	2-0-0	0-0-0	2-2-1	DNP	DNP	20-4-2	29-2-3
vs. South Alabama	03/08/17	80-67	W	3-0-0	DNP	8-4-3	0-0-0	0-0-0	14-5-7	5-3-5
vs. Texas Arlington	03/10/17	51-74	L	0-0-0	DNP	12-8-1	DNP	DNP	14-5-4	0-1-1
Hampton	03/15/17	83-67	W	6-1-1	DNP	11-8-4	0-0-0	DNP	22-6-4	DNP
Loyola (Md.)	03/20/17	72-63	W	0-1-2	DNP	12-5-0	DNP	DNP	22-7-3	DNP
Illinois Chicago	03/22/17	89-78	W	0-0-0	DNP	10-6-0	DNP	4-4-1	22-3-4	DNP
Wyoming	03/27/17	91-81	W	DNP	DNP	10-5-2	DNP	2-3-2	15-5-8	DNP
at Wyoming	03/29/17	57-81	L	7-5-2	5-1-0	10-2-0	7-6-2	0-1-2	4-1-2	DNP
at Wyoming	03/31/17	59-83	L	5-3-0	0-1-0	2-5-0	7-3-0	2-1-0	10-3-3	3-0-0
OPPONENT	DATE	SCORE	WL	11 PETERSON	12 ENANGA	15 BAMBA	20 BECK	22 WILSON	32 COLEMAN	45 RAY-ST CYR
at Alabama	11/11/16	53-70	L	DNP	DNP	5-5-0	9-8-0	12-4-2	2-0-0	13-6-3
College of Charleston	11/14/16	64-71	L	DNP	DNP	0-2-0	6-3-0	6-3-0	9-5-0	6-2-3
Coppin State	11/16/16	89-59	W	0-1-0	0-1-0	11-13-2	12-7-2	18-6-2	2-4-0	5-7-3
at Brigham Young	11/19/16	65-81	L	DNP	0-2-0	10-4-0	11-8-1	11-3-0	4-6-0	4-4-3
vs. Southern Utah	11/21/16	83-68	W	DNP	DNP	2-5-1	10-7-0	23-4-0	2-0-0	2-2-1
at Wake Forest	11/23/16	74-86	L	DNP	DNP	4-7-0	13-6-1	20-7-3	2-0-0	12-13-6
Chattanooga	11/29/16	52-68	L	DNP	5-3-0	5-4-0	8-9-1	11-2-1	0-0-0	3-3-3
Methodist	11/30/16	88-59	W	0-0-1	4-1-0	2-4-1	18-10-1	16-2-1	9-4-0	9-7-5
UNC Asheville	12/03/16	77-79	L	DNP	DNP	12-6-0	8-11-0	8-4-2	DNP	9-5-3
Piedmont International	12/05/16	100-63	W	2-1-1	DNP	10-4-1	20-13-1	18-6-1	9-6-0	6-5-2
North Carolina Central	12/10/16	70-67	W	DNP	DNP	1-6-0	7-4-1	22-3-2	12-5-1	10-10-0
at Auburn	12/15/16	72-117	L	DNP	DNP	2-7-2	4-6-0	22-2-0	1-5-0	8-3-3
Wofford	12/19/16	74-75	L	DNP	DNP	0-2-0	5-9-2	8-3-2	6-2-0	3-4-0
at Texas Arlington	12/31/16	69-90	L	DNP	DNP	6-2-0	3-4-0	5-3-1	0-5-0	22-7-3
at Texas State	01/02/17	60-53	W	DNP	DNP	3-5-2	8-9-1	9-2-2	6-9-0	15-3-2
Arkansas State	01/07/17	80-65	W	DNP	DNP	4-4-0	4-15-2	19-1-2	5-3-0	9-4-3
Little Rock	01/09/17	66-63	W	DNP	DNP	4-6-0	15-10-2	6-2-2	0-3-0	7-4-0
Appalachian State	01/14/17	80-65	W	DNP	DNP	12-6-0	8-7-0	19-6-1	2-4-0	4-3-3
at Georgia State	01/21/17	56-76	L	DNP	DNP	8-3-0	2-3-0	6-2-1	0-4-0	20-12-1
at Georgia Southern	01/23/17	80-91	L	DNP	DNP	8-5-0	11-5-2	15-2-3	2-2-0	15-9-2
Texas State	01/28/17	50-52	L	DNP	DNP	0-3-0	12-11-0	16-4-0	0-1-0	0-8-2
Texas Arlington	01/30/17	72-70	W	DNP	DNP	0-2-0	15-16-0	10-1-1	DNP	8-7-1
at Little Rock	02/04/17	82-75	W	DNP	DNP	0-1-0	12-3-1	4-3-0	DNP	16-7-2
at Arkansas State	02/06/17	57-67	L	DNP	DNP	6-1-0	4-9-1	2-3-0	DNP	17-5-2
Georgia Southern	02/11/17	82-70	W	DNP	DNP	2-0-0	7-10-1	13-2-1	DNP	16-10-3
Georgia State	02/13/17	72-70	W	DNP	DNP	DNP	15-9-1	15-3-2	DNP	13-7-1
at Troy	02/18/17	78-87	L	DNP	7-4-0	0-3-0	7-4-0	17-1-0	DNP	7-8-4
at South Alabama	02/20/17	81-77	W	DNP	5-5-0	DNP	18-14-1	21-4-2	0-0-0	15-16-0
Louisiana	02/25/17	77-79	L	DNP	4-0-0	2-1-0	10-11-0	13-2-2	0-0-0	6-3-3
Louisiana Monroe	02/27/17	77-72	W	DNP	0-0-0	9-2-0	2-4-0	11-1-3	DNP	16-9-0
at Appalachian State	03/04/17	73-77	L	0-0-0	4-2-0	5-6-0	3-5-1	8-3-2	0-2-0	0-2-2
vs. South Alabama	03/08/17	80-67	W	DNP	DNP	10-4-0	9-4-1	16-4-1	10-4-1	5-7-7
vs. Texas Arlington	03/10/17	51-74	L	DNP	DNP	6-1-1	2-7-0	9-2-1	0-4-0	8-9-1
Hampton	03/15/17	83-67	W	DNP	DNP	0-2-0	21-9-0	11-7-0	0-1-0	12-7-4
Loyola (Md.)	03/20/17	72-63	W	DNP	3-8-0	2-1-0	15-8-0	16-8-2	0-0-0	2-5-0
Illinois Chicago	03/22/17	89-78	W	DNP	5-4-0	2-4-2	18-10-0	16-2-3	DNP	12-6-6
Wyoming	03/27/17	91-81	W	DNP	15-5-0	6-2-0	15-5-0	14-6-1	DNP	14-7-1
at Wyoming	03/29/17	57-81	L	DNP	2-1-1	6-8-1	6-7-1	10-1-0	0-0-0	DNP
at Wyoming	03/31/17	59-83	L	DNP	0-2-1	7-3-0	17-7-0	6-2-0	0-0-0	DNP

2016-17 GAME HIGHS & LOWS

COASTAL CAROLINA - TEAM GAME HIGHS

POINTS	100	PIEDMONT INTERNATIONAL (12/05/16)
FIELD GOALS MADE	35	HAMPTON (03/15/17)
FIELD GOALS ATTEMPTS	78	at Auburn (12/15/16)
FIELD GOAL PERCENTAGE	.558 (29-52)	at Little Rock (02/04/17)
3 PT FIELD GOALS MADE	14	ARKANSAS STATE (01/07/17)
3 PT FG ATTEMPTS	37	at Troy (02/18/17)
	37	at Texas Arlington (12/31/16)
3 PT FG PERCENTAGE	.668 (11-16)	vs. South Alabama (03/08/17)
FREE THROWS MADE	26	ILLINOIS CHICAGO (03/22/17)
FREE THROW ATTEMPTS	36	PIEDMONT INTERNATIONAL (12/05/16)
FREE THROW PERCENTAGE	.900 (9-10)	at Troy (02/18/17)
REBOUNDS	59	COPPIN STATE (11/16/16)
ASSISTS	25	vs. South Alabama (03/08/17)
STEALS	16	ILLINOIS CHICAGO (03/22/17)
BLOCKED SHOTS	7	LOYOLA (MD.) (03/20/17)
TURNOVERS	20	vs. Texas Arlington (03/10/17)
	20	METHODIST (11/30/16)
FOULS	29	at Appalachian State (03/04/17)
	29	at South Alabama (02/20/17)

COASTAL CAROLINA - GAME LOWS

POINTS	50	TEXAS STATE (01/28/17)
FIELD GOALS MADE	17	at Alabama (11/11/16)
FIELD GOAL ATTEMPTS	44	at Texas State (01/02/17)
FIELD GOAL PERCENTAGE	.274 (17-62)	at Alabama (11/11/16)
3 PT FIELD GOALS MADE	3	CHATTANOOGA (11/29/16)
	3	LOYOLA (MD.) (03/20/17)
3 PT FG ATTEMPTS	15	LOYOLA (MD.) (03/20/17)
3 PT FG PERCENTAGE	.179 (5-28)	vs. Texas Arlington (03/10/17)
FREE THROWS MADE	4	at Arkansas State (02/06/17)
FREE THROW ATTEMPTS	5	at Arkansas State (02/06/17)
FREE THROW PERCENTAGE	.444 (8-18)	UNC ASHEVILLE (12/03/16)
REBOUNDS	29	at Little Rock (02/04/17)
ASSISTS	4	at Wyoming (03/31/17)
STEALS	1	at Texas State (01/02/17)
	1	APPALACHIAN STATE (01/14/17)
BLOCKED SHOTS	0	UNC ASHEVILLE (12/03/16)
	0	NORTH CAROLINA CENTRAL (12/10/16)
	0	at Auburn (12/15/16)
	0	at Texas State (01/02/17)
TURNOVERS	3	LOUISIANA MONROE (02/17/17)
FOULS	10	at Georgia State (01/21/17)

COASTAL CAROLINA - INDIVIDUAL GAME HIGHS

POINTS	29	WIGGINS, SHIVAUGHN AT APPALACHIAN STATE (03/04/17)
FIELD GOALS MADE	10	SHAW, JAYLEN VS LOYOLA (MD.) (03/20/17)
	10	BECK, DEMARIO VS HAMPTON (03/15/17)
FIELD GOAL ATT.	21	WILSON, ELIJAH AT AUBURN (12/15/16)
	21	WILSON, ELIJAH AT WAKE FOREST (11/23/16)
FG PCT (MIN 5 MADE)	1.000 (6-6)	COLEMAN, JOSH VS NORTH CAROLINA CENTRAL (12/10/16)
3-POINT FG MADE	5 (5 TIED)	LAST, SHAW, JAYLEN AT APPALACHIAN STATE (03/04/17)
3-POINT FG ATT.	15	WILSON, ELIJAH VS ARKANSAS STATE (01/07/17)
3-PT FG PCT (MIN 3 MADE)	1.000 (3-3)	SHAW, JAYLEN VS LOUISIANA (02/25/17)
	1.000 (3-3)	BECK, DEMARIO VS PIEDMONT INTERNATIONAL (12/05/16)
	1.000 (3-3)	LABINOWICZ, ARTUR VS UNC ASHEVILLE (12/03/16)
FREE THROWS MADE	12	WIGGINS, SHIVAUGHN AT APPALACHIAN STATE (03/04/17)
FREE THROW ATT.	17	WIGGINS, SHIVAUGHN AT APPALACHIAN STATE (03/04/17)
FT PCT (MIN 8 MADE)	1.000 (8-8)	SHAW, JAYLEN VS APPALACHIAN STATE (01/14/17)
REBOUNDS	16	RAY-ST CYR, COLTON AT SOUTH ALABAMA (02/20/17)
	16	BECK, DEMARIO VS TEXAS ARLINGTON (01/30/17)
ASSISTS	8 (3 TIED)	LAST, SHAW, JAYLEN VS WYOMING (03/27/17)
STEALS	4 (3 TIED)	LAST, SHAW, JAYLEN VS ILLINOIS CHICAGO (03/22/17)
BLOCKED SHOTS	4	BECK, DEMARIO VS LOYOLA (MD.) (03/20/17)
TURNOVERS	7	SHAW, JAYLEN AT LITTLE ROCK (02/04/17)
FOULS	5	15 TIED
MINUTES	41	RAY-ST CYR, COLTON AT SOUTH ALABAMA (02/20/17)

OPPONENT - GAME HIGHS

POINTS	117	at Auburn (12/15/16)
FIELD GOALS MADE	40	at Auburn (12/15/16)
FIELD GOALS ATTEMPTS	72	at Auburn (12/15/16)
FIELD GOAL PERCENTAGE	.556 (40-72)	at Auburn (12/15/16)
3 PT FIELD GOALS MADE	21	at Auburn (12/15/16)
3 PT FG ATTEMPTS	42	at Auburn (12/15/16)
3 PT FG PERCENTAGE	.500 (21-42)	at Auburn (12/15/16)
FREE THROWS MADE	25	at Appalachian State (03/04/17)
FREE THROW ATTEMPTS	36	at Troy (02/18/17)
FREE THROW PERCENTAGE	.923 (12-13)	METHODIST (11/30/16)
REBOUNDS	50	TEXAS ARLINGTON (03/10/17)
	50	at Appalachian State (03/04/17)
ASSISTS	24	at Brigham Young (11/19/16)
STEALS	13	METHODIST (11/30/16)
BLOCKED SHOTS	8	at Auburn (12/15/16)
	8	at Alabama (11/11/16)
TURNOVERS	23	ILLINOIS CHICAGO (03/22/17)
FOULS	28	at Appalachian State (03/04/17)

OPPONENT - GAME LOWS

POINTS	52	TEXAS STATE (01/28/17)
	53	at Texas State (01/02/17)
FIELD GOALS MADE	19	COPPIN STATE (11/16/16)
FIELD GOAL ATTEMPTS	48	at Alabama (11/11/16)
FIELD GOAL PERCENTAGE	.271 (19-70)	COPPIN STATE (11/16/16)
3 PT FIELD GOALS MADE	3	METHODIST (11/30/16)
3 PT FG ATTEMPTS	17	GEORGIA STATE (02/13/17)
3 PT FG PERCENTAGE	.130 (3-23)	METHODIST (11/30/16)
FREE THROWS MADE	3	at Georgia State (01/21/17)
FREE THROW ATTEMPTS	4	at Georgia State (01/21/17)
FREE THROW PERCENTAGE	.429 (9-21)	COPPIN STATE (11/16/16)
REBOUNDS	24	GEORGIA SOUTHERN (02/11/17)
ASSISTS	4	TEXAS STATE (01/28/17)
STEALS	1	at Georgia State (01/21/17)
BLOCKED SHOTS	0	WOFFORD (12/19/16)
	0	LOUISIANA MONROE (02/27/17)
TURNOVERS	6	at Texas State (01/02/17)
FOULS	9	at Texas Arlington (12/31/16)

OPPONENT- INDIVIDUAL GAME HIGHS

POINTS	28	COLE, PATRICK VS NORTH CAROLINA CENTRAL (12/10/16)
FIELD GOALS MADE	10	MCLEAN, TRE'A VS CHATTANOOGA (11/29/16)
FIELD GOAL ATT	19	MARROW, JERMAINE VS HAMPTON (03/15/17)
	19	SHABAZZ, RONSHAD VS APPALACHIAN STATE (01/14/17)
FG PCT (MIN 5 MADE)	1.000 (5-5)	BRUCE, TAMAS AT ARKANSAS STATE (02/06/17)
3 PT FG MADE	7	MAGEE, FLETCHER VS WOFFORD (12/19/16)
3 PT FG ATTEMPTS	14	THOMAS, TRE'A VS COPPIN STATE (11/16/17)
3-PT FG PCT (MIN 2 MADE)	1.000 (3-3)	INGRAM, DAZON AT ALABAMA (11/11/16)
FREE THROWS MADE	9	COLE, PATRICK VS NORTH CAROLINA CENTRAL (12/10/16)
FREE THROW ATT	11	KINNEY, GRIFFIN AT APPALACHIAN STATE (03/04/17)
	11	WILLIAMS, KEN AT SOUTH ALABAMA (02/20/17)
	11	COLE, PATRICK VS NORTH CAROLINA CENTRAL (12/10/16)
FT PCT (MIN 3 MADE)	1.000 (6-6)	COLLINS, CORBAN AT ALABAMA (11/11/16)
REBOUNDS	13	BILBAO, JORGE VS TEXAS ARLINGTON (01/30/17)
	13	COLLINS, JOHN AT WAKE FOREST (11/23/16)
ASSISTS	11	ERICK, NEAL AT TEXAS ARLINGTON (12/31/16)
STEALS	5	CARTER, NASH VS PIEDMONT INTERNATIONAL (12/05/16)
	5	TEAGUE, MACIO VS UNC ASHEVILLE (12/03/16)
BLOCKED SHOTS	5	HERNDON, ALAN VS WYOMING (03/27/17)
TURNOVERS	7	FERGUSON, TARKUS VS ILLINOIS CHICAGO (03/22/17)
	7	WALKER, ANDRE VS LOYOLA (MD.) (03/20/17)
FOULS	5 (10)	LAST, LIEBERMAN, JEREMY VS WYOMING (03/27/17)

2016-17 MISCELLANEOUS STATISTICS

2016-17 GAME-BY-GAME STARTERS

OPPONENT	GUARD	GUARD	GUARD	FORWARD	FORWARD	OPPONENT	GUARD	GUARD	GUARD	FORWARD	FORWARD
at Aabama	Robertson	Wilson	Ray-St Cyr	Coleman	Williams-Powell	at Georgia Southern	Shaw	Wilson	Ray-St Cyr	Coleman	Beck
College of Charleston	Robertson	Wilson	Ray-St Cyr	Coleman	Williams-Powell	Texas State	Shaw	Wilson	Ray-St Cyr	Bamba	Beck
Coppin State	Shaw	Wilson	Ray-St Cyr	Coleman	Williams-Powell	Texas Arlington	Shaw	Wilson	Ray-St Cyr	Bamba	Beck
at Brigham Young	Shaw	Wilson	Ray-St Cyr	Coleman	Williams-Powell	at Little Rock	Shaw	Wilson	Wiggins	Ray-St Cyr	Beck
vs. Southern Utah	Shaw	Wilson	Ray-St Cyr	Bamba	Beck	at Arkansas State	Shaw	Wilson	Wiggins	Ray-St Cyr	Beck
at Wake Forest	Shaw	Wilson	Ray-St Cyr	Bamba	Beck	Georgia Southern	Shaw	Wilson	Wiggins	Ray-St Cyr	Beck
Chattanooga	Shaw	Wilson	Ray-St Cyr	Bamba	Beck	Georgia State	Shaw	Wilson	Wiggins	Ray-St Cyr	Beck
Methodist	Shaw	Wilson	Ray-St Cyr	Bamba	Beck	at Troy	Shaw	Wilson	Wiggins	Ray-St Cyr	Beck
UNC Asheville	Shaw	Wilson	Ray-St Cyr	Bamba	Beck	at South Alabama	Shaw	Wilson	Wiggins	Ray-St Cyr	Beck
Piedmont International	Shaw	Wilson	Ray-St Cyr	Bamba	Beck	Louisiana	Shaw	Wilson	Labinowicz	Ray-St Cyr	Beck
North Carolina Central	Shaw	Wilson	Ray-St Cyr	Bamba	Beck	Louisiana Monroe	Shaw	Wilson	Wiggins	Ray-St Cyr	Enanga
at Auburn	Shaw	Wilson	Ray-St Cyr	Bamba	Beck	at Appalachian State	Shaw	Wilson	Wiggins	Ray-St Cyr	Beck
Wofford	Shaw	Wilson	Ray-St Cyr	Coleman	Beck	vs. South Alabama	Shaw	Wilson	Wiggins	Ray-St Cyr	Beck
at Texas Arlington	Shaw	Wilson	Ray-St Cyr	Coleman	Beck	vs. Texas Arlington	Shaw	Wilson	Wiggins	Ray-St Cyr	Beck
at Texas State	Shaw	Wilson	Ray-St Cyr	Coleman	Beck	Hampton	Shaw	Wilson	Labinowicz	Ray-St Cyr	Beck
Arkansas State	Shaw	Wilson	Ray-St Cyr	Coleman	Beck	Loyola (Md.)	Shaw	Wilson	Labinowicz	Ray-St Cyr	Beck
Little Rock	Shaw	Wilson	Ray-St Cyr	Coleman	Beck	Illinois Chicago	Shaw	Wilson	Labinowicz	Ray-St Cyr	Beck
Appalachian State	Shaw	Wilson	Ray-St Cyr	Bamba	Beck	Wyoming	Shaw	Wilson	Labinowicz	Ray-St Cyr	Beck
at Georgia State	Shaw	Wilson	Ray-St Cyr	Coleman	Beck	at Wyoming	Shaw	Wilson	Labinowicz	Enanga	Beck
						at Wyoming	Shaw	Wilson	Wiggins	Labinowicz	Beck

2016-17 RECORD BY STARTING LINEUP

GUARD	GUARD	GUARD	FORWARD	FORWARD	RECORD
Robertson	Wilson	Ray-St Cyr	Williams-Powell	Coleman	0-2
Shaw	Wilson	Ray-St Cyr	Williams-Powell	Coleman	1-1
Shaw	Wilson	Ray-St Cyr	Beck	Bamba	6-5
Shaw	Wilson	Ray-St Cyr	Beck	Coleman	3-4
Shaw	Wilson	Wiggins	Ray-St Cyr	Beck	5-4
Shaw	Wilson	Labinowicz	Ray-St Cyr	Beck	4-1
Shaw	Wilson	Wiggins	Ray-St Cyr	Enanga	1-0
Shaw	Wilson	Labinowicz	Enanga	Beck	0-2

2016-17 SPECIALTY STATS

COASTAL CAROLINA

OPPONENT	OFF/TO	2ND CH	PAINT	FAST BR	BENCH
at Alabama	8	10	14	2	22
College of Charleston	15	13	26	4	17
Coppin State	9	16	28	4	38
at Brigham Young	13	13	32	2	27
vs. Southern Utah	17	11	34	2	26
at Wake Forest	13	15	26	12	15
Chattanooga	16	16	28	4	13
Methodist	21	23	38	5	30
UNC Asheville	12	11	24	8	19
Piedmont International	21	25	40	4	37
North Carolina Central	9	13	30	7	15
at Auburn	14	10	20	8	30
Wofford	9	17	24	2	33
at Texas Arlington	7	17	18	6	21
at Texas State	8	7	24	0	10
Arkansas State	16	14	26	6	19
Little Rock	8	9	24	2	22
Appalachian State	11	11	28	4	22
at Georgia State	9	9	20	14	21
at Georgia Southern	14	6	50	8	25
Texas State	7	11	20	0	13
Texas Arlington	4	15	18	4	19
at Little Rock	12	11	32	2	20
at Arkansas State	17	11	30	2	16
Georgia Southern	12	9	32	4	17
Georgia State	7	11	20	6	4
at Troy	17	10	26	0	26
at South Alabama	23	12	34	6	13
Louisiana	16	18	28	6	19
Louisiana Monroe	14	5	36	12	19
at Appalachian State	10	5	26	3	13
vs. South Alabama	16	20	40	6	31
vs. Texas Arlington	11	13	28	0	18
Hampton	13	9	50	13	8
Loyola (Md.)	14	17	44	14	5
Illinois Chicago	24	22	42	4	11
Wyoming	18	17	46	9	23
at Wyoming	14	5	24	6	25
at Wyoming	3	12	22	0	27

CCU	OFF/TO	2ND CH	PAINT	FAST	BENCH
2016-17 Per Game	12.8	12.8	29.5	5.2	20.2

OPPONENT

OPPONENT	OFF/TO	2ND CH	PAINT	FAST BR	BENCH
at Alabama	12	4	22	4	17
College of Charleston	19	11	16	2	19
Coppin State	18	9	8	0	47
at Brigham Young	8	5	40	6	23
vs. Southern Utah	10	7	22	2	4
at Wake Forest	14	0	32	11	29
Chattanooga	23	14	34	4	16
Methodist	20	10	28	8	29
UNC Asheville	25	5	32	10	21
Piedmont International	14	9	14	6	29
North Carolina Central	27	12	10	2	8
at Auburn	26	20	32	4	45
Wofford	13	6	12	2	10
at Texas Arlington	18	23	30	4	31
at Texas State	15	10	22	6	11
Arkansas State	15	10	20	0	27
Little Rock	7	4	22	6	23
Appalachian State	9	13	26	0	26
at Georgia State	17	8	28	8	31
at Georgia Southern	5	6	26	0	18
Texas State	21	9	20	6	2
Texas Arlington	13	9	36	8	14
at Little Rock	16	7	32	4	37
at Arkansas State	7	8	26	0	12
Georgia Southern	12	7	14	2	10
Georgia State	17	8	22	2	10
at Troy	12	14	20	0	22
at South Alabama	14	8	34	6	26
Louisiana	19	20	30	6	15
Louisiana Monroe	3	6	22	0	22
at Appalachian State	4	12	22	4	31
vs. South Alabama	6	20	30	4	20
vs. Texas Arlington	19	13	34	4	23
Hampton	15	4	28	12	23
Loyola (Md.)	14	11	18	2	16
Illinois Chicago	20	11	30	4	16
Wyoming	13	10	20	0	27
at Wyoming	6	6	20	2	39
at Wyoming	6	18	24	0	48

OPPONENT	OFF/TO	2ND CH	PAINT	FAST	BENCH
2016-17 Per Game	14.2	9.9	24.6	4.0	22.7

2016-17 SUN BELT CONFERENCE REVIEW

	Sun Belt			Overall			Home	Road	Neu	L10
	W	L	PCT	W	L	PCT				
x - Texas Arlington	14	4	.778	27	9	.750	14-1	12-7	1-1	7-3
Georgia State	12	6	.749	20	13	.606	11-3	6-9	3-1	4-6
Arkansas State	11	7	.611	20	12	.625	12-1	7-9	4-1	4-6
Texas State	11	7	.611	22	14	.611	13-4	5-9	4-1	7-3
Georgia Southern	11	7	.611	18	15	.545	10-3	6-11	2-1	3-7
Coastal Carolina	10	8	.556	20	19	.513	15-6	2-10	2-1	6-4
Louisiana	10	8	.556	21	12	.636	12-4	8-7	1-1	7-3
y - Troy	10	8	.556	22	15	.595	10-4	5-10	7-1	7-3
South Alabama	7	11	.389	14	18	.438	10-7	4-10	0-1	3-7
Little Rock	6	12	.333	15	17	.469	9-6	4-9	2-2	3-7
Appalachian State	4	14	.222	9	21	.300	8-6	1-14	0-1	3-7
Louisiana Monroe	2	16	.111	9	24	.273	6-8	2-12	1-4	2-8

x - Sun Belt Regular Season Champion

y - Sun Belt Tournament Champion



SUN BELT BASKETBALL CHAMPIONSHIP LAKEFRONT ARENA NEW ORLEANS, LA MARCH 8-12

FIRST ROUND | MARCH 8

(8) **COASTAL CAROLINA 80**, (9) **SOUTH ALABAMA 67**

(12) Louisiana Monroe 73, (5) Arkansas State 70

(7) Louisiana 78, (10) Little Rock 71

(6) Troy 84, (11) Appalachian State 64

QUARTERFINALS | MARCH 10

(1) **TEXAS ARLINGTON 74**, (8) **COASTAL CAROLINA 51**

(4) Texas State 63, (12) Louisiana Monroe 51

(2) Georgia State 86, (7) Louisiana 76

(6) Troy 90, (3) Georgia Southern 70

SEMIFINALS | MARCH 11

(1) Texas Arlington 62, (4) Texas State 83

(2) Georgia State 63, (6) Troy 74

CHAMPIONSHIP | MARCH 12

(4) Texas State 53, (6) Troy 59

ALL-SUN BELT

FIRST-TEAM ALL-CONFERENCE

Tookie Brown, Georgia Southern

Ike Smith, Georgia Southern

Kevin Hervey, Texas Arlington

Kavin Gilder-Tilbury, Texas State

Jordan Varnado, Troy

SECOND-TEAM ALL-CONFERENCE

Devin Carter, Arkansas State

Jeremy Hollowell, Georgia State

Bryce Washington, Louisiana

Quincy Taylor, Longwood

Erick Neal, Texas Arlington

THIRD-TEAM ALL-CONFERENCE

JAYLEN SHAW, COASTAL CAROLINA

Ronshad Shabazz, Appalachian State

D'Marcus Simonds, Georgia State

Frank Bartley, IV, Louisiana

Wesley Person, Troy

PLAYER OF THE YEAR

Kevin Hervey, Texas Arlington

DEFENSIVE PLAYER OF THE YEAR

Jay Wright, Louisiana

FRESHMAN OF THE YEAR

Marcus Simonds, Georgia State

NEWCOMER OF THE YEAR

Frank Bartley, Louisiana

COACH OF THE YEAR

Scott Cross, Texas Arlington

SUN BELT PLAYER OF THE WEEK

Nov. 15 Kavin Gilder-Tilbury, Texas State

Nov. 22 Donte Thomas, Arkansas State

Nov. 29 Frank Bartley, Louisiana

Dec. 6 Kevin Hervey, Texas Arlington

Dec. 13 Bryce Washington, Louisiana

Jan. 3 Tookie Brown, Georgia Southern

Jan. 10 **JAYLEN SHAW, COASTAL CAROLINA**

Jan. 17 Jeremy Hollowell, Georgia State

Jan. 24 Ike Smith, Georgia Southern

Jan. 31 D/Marcu Simonds, Georgia State

Feb. 7 Mike Hughes, Georgia Southern

Feb. 14 Jordon Varnado, Troy

Feb. 21 Kevin Hervey, Texas Arlington

Feb. 28 Kavin Gilder-Tilbury, Texas State

March 7 Nijal Pearson, Texas State

SUN BELT VS OTHER CONFERENCES

America East	0-1
American Athletic	2-2
Atlantic 10	2-3
Atlantic Coast	1-3
Atlantic Sun	3-3
Big 12	1-2
Big East	1-0
Big Sky	2-2
Big South	1-2
Big Ten	0-5
Big West	1-1
Colonial	2-1
Conference USA	7-5
Horizon League	3-0
Ivy	1-0
Metro-Atlantic	0-0
Mid-American	1-1
Mid-Eastern	7-0
Missouri Valley	1-0
Mountain West	1-1
Northeast	1-1
Ohio Valley	6-2
Pac-12	0-2
Southeastern	0-10
Southern	1-6
Southland	8-2
Southwestern	8-0
Summit	0-3
West Coast	3-3
Western Athletic	1-2
Non-Division I	23-0

TOTALS **90-63 (.588)**
vs. Ranked Opponents 1-4

2016-17 SUN BELT CONFERENCE STATISTICS

SCORING OFFENSE

#	Team	G	W-L	PTS	AVG
1.	Louisiana	33	21-12	2704	81.9
2.	Texas Arlington	36	27-9	2818	78.3
3.	Troy	37	22-15	2889	78.1
4.	Georgia Southern	33	18-15	2492	75.5
5.	Georgia State	33	20-13	2442	74.0
6.	Appalachian State	30	9-21	2208	73.6
7.	Arkansas State	32	20-12	2346	73.3
8.	COASTAL CAROLINA	349	20-19	2837	72.6
9.	South Alabama	32	14-18	2286	71.4
10.	Little Rock	32	15-17	2188	68.4
11.	Texas State	36	22-14	2407	66.9
12.	Louisiana Monroe	33	9-24	2198	66.6

SCORING DEFENSE

#	Team	G	PTS	AVG
1.	Texas State	36	2256	62.7
2.	Little Rock	32	2185	68.3
3.	Arkansas State	32	2211	69.1
4.	Louisiana Monroe	33	2299	69.7
5.	Texas Arlington	36	2516	69.9
6.	Georgia State	33	2312	70.1
7.	Troy	37	2667	72.1
8.	South Alabama	32	2322	72.6
9.	COASTAL CAROLINA	39	2858	73.3
10.	Georgia Southern	33	2420	73.3
11.	Appalachian State	30	2279	76.0
12.	Louisiana	33	2518	76.3

SCORING MARGIN

#	Team	G	OFF	DEF	AVG
1.	Texas Arlington	36	78.3	69.9	+8.4
2.	Troy	37	78.1	72.1	+6.0
3.	Louisiana	33	81.9	76.3	+5.6
4.	Arkansas State	32	73.3	69.1	+4.2
5.	Texas State	36	66.9	62.7	+4.2
6.	Georgia State	33	74.0	70.1	+3.9
7.	Georgia Southern	33	75.5	73.3	+2.2
8.	Little Rock	32	68.4	68.3	+0.1
9.	COASTAL CAROLINA	39	72.6	73.3	-0.6
10.	South Alabama	32	71.4	72.6	-1.1
11.	Appalachian State	30	73.6	76.0	-2.4
12.	Louisiana Monroe	33	66.6	69.7	-3.1

FREE THROW PERCENTAGE

#	Team	G	FTM	FTA	PCT
1.	Little Rock	32	431	582	.741
2.	Troy	37	614	848	.724
3.	Louisiana	33	583	839	.695
4.	Appalachian State	30	459	674	.681
5.	Texas Arlington	36	510	749	.681
6.	Louisiana Monroe	33	333	498	.669
7.	Georgia Southern	33	507	763	.664
8.	Texas State	36	460	696	.661
9.	COASTAL CAROLINA	39	473	719	.658
10.	South Alabama	32	475	725	.655
11.	Georgia State	33	426	658	.647
12.	Arkansas State	32	474	743	.638

FIELD GOAL PERCENTAGES

#	Team	G	FG	FGA	PCT
1.	Georgia State	33	885	1888	.469
2.	Louisiana	33	945	2022	.467
3.	Arkansas State	32	826	1792	.461
4.	Texas Arlington	36	999	2168	.461
5.	Troy	37	982	2154	.456
6.	Texas State	36	865	1932	.448
7.	Little Rock	32	775	1749	.443
8.	Georgia Southern	33	841	1910	.440
9.	South Alabama	32	793	1859	.427
10.	Louisiana Monroe	33	814	1915	.425
11.	COASTAL CAROLINA	39	1021	2415	.423
12.	Appalachian State	30	749	1783	.420

FIELD GOAL PERCENTAGE DEFENSE

#	Team	G	FG	FGA	PCT
1.	Georgia State	33	758	1844	.411
2.	Texas State	36	780	1892	.412
3.	Texas Arlington	36	859	2083	.412
4.	COASTAL CAROLINA	39	979	2347	.417
5.	Troy	37	933	2181	.428
6.	Arkansas State	32	760	1755	.433
7.	Georgia Southern	33	851	1962	.434

8.	Louisiana Monroe	33	816	1881	.434
9.	South Alabama	32	793	1793	.442
10.	Little Rock	32	739	1661	.445
11.	Appalachian State	30	788	1717	.459
12.	Louisiana	33	905	1913	.473

3-POINT FIELD GOAL PERCENTAGE

#	Team	G	FG	FGA	PCT
1.	Arkansas State	32	220	579	.380
2.	Georgia Southern	33	303	837	.362
3.	Troy	37	311	868	.358
4.	Georgia State	33	246	690	.357
5.	Little Rock	32	207	599	.346
6.	Louisiana	33	231	673	.346
7.	Appalachian State	30	251	744	.337
8.	Texas Arlington	36	310	919	.337
9.	Louisiana Monroe	33	237	712	.333
10.	Texas State	36	217	656	.331
11.	COASTAL CAROLINA	39	318	962	.331
12.	South Alabama	32	223	702	.318

3-POINT FIELD GOAL PCT. DEFENSE

#	Team	G	FG	FGA	PCT
1.	Texas State	36	213	677	.315
2.	Arkansas State	32	195	617	.316
3.	Texas Arlington	36	300	944	.318
4.	Georgia State	33	274	846	.324
5.	COASTAL CAROLINA	39	369	1100	.335
6.	Georgia Southern	33	273	806	.339
7.	Troy	37	295	868	.340
8.	South Alabama	32	237	681	.348
9.	Louisiana Monroe	33	239	671	.356
10.	Louisiana	33	230	639	.360
11.	Little Rock	32	228	633	.360
12.	Presbyterian	30	194	515	.377

REBOUNDING

#	Team	G	REB	AVG
1.	COASTAL CAROLINA	39	1574	40.4
2.	Texas Arlington	36	1392	38.7
3.	Louisiana	33	1251	37.9
4.	Appalachian State	30	1126	37.5
5.	Troy	37	1367	36.9
6.	Arkansas State	32	1159	36.2
7.	Georgia State	33	1174	35.6
8.	Louisiana Monroe	33	1172	35.5
9.	Georgia Southern	33	1146	34.7
10.	South Alabama	32	1104	34.5
11.	Texas State	36	1211	33.6
12.	Little Rock	32	1057	33.0

REBOUNDING MARGIN

#	Team	G	TM	OPP	MAR
1.	Louisiana	33	1251	1058	+5.8
2.	Texas Arlington	36	1392	1269	+3.4
3.	COASTAL CAROLINA	39	1574	1447	+3.3
4.	Arkansas State	32	1159	1071	+2.8
5.	Troy	37	1367	1271	+2.6
6.	Georgia State	33	1174	1101	+2.2
7.	Appalachian State	30	1126	1097	+1.0
8.	Little Rock	32	1057	1032	+0.8
9.	Louisiana Monroe	33	1172	1149	+0.7
10.	Texas State	36	1211	1197	+0.4
11.	South Alabama	33	1104	1215	-3.5
12.	Georgia Southern	33	1146	1306	-4.8

BLOCKED SHOTS

#	Team	G	BLK	AVG
1.	Texas State	36	160	4.4
2.	Georgia State	33	140	4.2
3.	Little Rock	32	120	3.8
4.	South Alabama	32	119	3.7
5.	Troy	37	129	3.5
6.	Georgia Southern	33	102	3.1
7.	Appalachian State	30	91	3.0
8.	COASTAL CAROLINA	39	109	2.8
9.	Louisiana	33	91	2.8
10.	Arkansas State	32	83	2.6
11.	Texas Arlington	36	81	2.3
12.	Louisiana Monroe	33	73	2.2

ASSISTS

#	Team	G	ASSISTS	AVG
1.	Texas Arlington	36	568	15.8
2.	Texas State	36	526	14.6
3.	Louisiana	33	473	14.3
4.	Appalachian State	30	414	13.8
5.	Louisiana Monroe	33	443	13.4
6.	Troy	37	484	13.1
7.	South Alabama	32	408	12.8
8.	Arkansas State	32	397	12.4
9.	Georgia State	33	399	12.1
10.	COASTAL CAROLINA	39	467	12.0
11.	Little Rock	32	379	11.8
12.	Georgia Southern	33	342	10.4

STEALS

#	Team	G	Steals	AVG
1.	South Alabama	32	240	7.5
2.	Texas Arlington	36	266	7.4
3.	Georgia State	33	236	7.2
4.	Louisiana	33	233	7.1
5.	Georgia Southern	33	224	6.8
6.	Texas State	36	237	6.6
7.	COASTAL CAROLINA	39	237	6.1
8.	Troy	37	221	6.0

SCORING

#	PLAYER	SCHOOL	CL.	G	FG	3FG	FT	PTS	PPG
1.	SMITH, Ike	GS		33	230	61	127	648	19.7
2.	BROWN, Tookie	GS		33	177	61	148	563	17.1
3.	HERVEY, Kevin	UTA		35	208	68	113	597	17.1
4.	RONSHAD, Shabazz	APP		30	176	66	84	502	16.7
5.	VARNADO, Jordan	Troy		37	233	28	118	612	16.5
6.	CARTER, Devin	A-ST		32	177	102	70	526	16.4
7.	WRIGHT, Jay	LA		33	181	51	122	535	16.2
8.	GILDER-TILBURY, Kevin	TXST		36	205	71	92	573	15.9
9.	BARTLEY, Frank	LA		33	162	68	112	504	15.3
10.	HOLLOWELL, Jeremy	GSU		33	175	59	91	500	15.2
11.	PERSON, Wesley	Troy		37	164	94	126	548	14.8
12.	SHAW, JAYLEN	COASTAL		39	203	59	94	559	14.3
13.	WILLIAMS, Ken	USA		32	141	50	112	444	13.9
14.	WASHINGTON, Bryce	LA		33	173	0	101	447	13.5
15.	SIMMS, Deven	A-ST		30	147	12	97	403	13.4
16.	SIMONDS, D'Marcus	GSU		29	145	16	82	388	13.4
17.	JOHNSON, Jr., Marcus	LR		32	137	54	99	427	13.3
18.	PEARSON, Nijal	TXST		36	167	37	106	477	13.3
19.	MUNNINGS, Travis	ULM		33	160	51	63	434	13.2
20.	WILSON, ELIJAH	COASTAL		39	174	100	62	510	13.1

REBOUNDING

#	PLAYER	SCHOOL	CL.	G	OFF	DEF	TOTAL	AVG
1.	WASHINGTON, Bryce	LA		33	132	237	369	11.2
2.	HERVEY, Kevin	UTA		35	49	249	298	8.5
3.	MUNNINGS, Travis	ULM		33	69	197	266	8.1
4.	BECK, DEMARIO	COASTAL		39	103	204	307	7.9
5.	CLAYTON, Willie	GSU		33	97	140	237	7.2
6.	VARNADO, Jordan	Troy		37	76	188	264	7.1
7.	BILBAO, Jorge	UTA		36	113	132	245	6.8
8.	JOHNSON, Isaac	APP		30	68	134	202	6.7
9.	SHOSHI, Lis	LR		27	60	113	173	6.4
10.	RAY-ST CYR, COLTON	COASTAL		37	50	186	236	6.4

FIELD GOAL PERCENTAGE (minimum 4.0 made per game)

#	PLAYER	SCHOOL	CL.	G	FGM	FGA	PCT
1.	WASHINGTON, Bryce	LA		33	173	287	.603
2.	SIMONDS, D'Marcus	GSU		29	145	271	.535
3.	VARNADO, Jordan	Troy		37	233	442	.527
4.	SMITH, Ike	GS		33	230	462	.498
5.	GILDER-Tilbury, Kevin	TXST		36	205	415	.494
6.	SHAW, JAYLEN	COASTAL		39	203	441	.460
7.	HERVEY, Kevin	UTA		35	208	453	.459
8.	WRIGHT, Jay	LA		33	181	404	.448
9.	CARTER, Devin	A-ST		32	177	410	.432
10.	HOLLOWELL, Jeremy	GSU		33	175	411	.426

2016-17 SUN BELT CONFERENCE STATISTICS

FREE THROW PERCENTAGE (minimum 2.5 made per game)

#	PLAYER	SCHOOL	CL.	G	3FGM	3FGA	PCT
1.	JOHNSON, Jr., Marcus	LR		32	99	120	.825
2.	PERSON, Wesley	Troy		37	126	154	.818
3.	SHAW, JAYLEN	COASTAL		39	94	116	.810
4.	WILLIAMS, Ken	USA		32	112	144	.778
5.	HOLLIMON, Jeremy	TROY		37	104	134	.776
6.	BROWN, Tookie	GS		33	148	193	.776
7.	HERVEY, Kevin	UTA		35	113	150	.753
8.	HOLLOWELL, Jeremy	GSU		33	91	121	.752
9.	BLACK, Ojai	TXST		36	96	128	.750
10.	STOVE, Johnathan	LA		32	82	112	.732
11.	RONSAHD, Shabazz	APP		30	84	116	.724
12.	PEARSON, Nijal	TXST		36	106	147	.721
13.	SIMONDS, D'Marcus	GSU		29	82	114	.719
14.	BARTLEY, Frank	LA		33	112	156	.718
15.	WRIGHT, Jay	LA		33	122	170	.718

ASSISTS

#	PLAYER	SCHOOL	CL.	G	AST	APG
1.	NEAL, Erick	UTA		36	237	6.6
2.	THOMAS, Donte	A-ST		32	177	5.5
3.	COPPOLA, Nick	ULM		33	146	4.4
4.	BLACK, Ojai	TXST		36	144	4.0
5.	BROWN, Tookie	GS		33	131	4.0
6.	WRIGHT, Jay	LA		33	129	3.9
7.	SHAW, JAYLEN	COASTAL		39	148	3.8
8.	WILLIAMS, Ken	USA		32	106	3.3
9.	BAKER, Kevin	Troy		37	112	3.0
10.	JOHNSON, Jr., Marcus	LA		32	91	2.8
11.	BARTLEY, Frank	LA		33	85	2.6
12.	LEE, Dederick	USA		32	81	2.5
	LINDSEY, Rashad	A-ST		32	81	2.5
14.	EMARIUS, Logan	APP		29	72	2.5
15.	PEARSON, Nijal	TXST		36	88	2.4

STEALS

#	PLAYER	SCHOOL	CL.	G	AST	APG
1.	WRIGHT, Jay	LA		33	65	2.0
2.	NEAL, Erick	UTA		36	62	1.7
3.	BARTLEY, Frank	LA		33	55	1.7
4.	SMITH, Ike	GS		33	47	1.4
5.	CLAHOUN, Shaq	USA		32	45	1.4
6.	BROWN, Tookie	GS		33	46	1.4
7.	PEARSON, Nijal	TXST		36	49	1.4
8.	SHAW, JAYLEN	COASTAL		39	53	1.4
9.	MUEPOKELLY, Don	USA		32	41	1.3
10.	WASHINGTON, Bryce	LA		33	41	1.2
11.	SIMONDS, D'Marcus	GSU		29	36	1.2
12.	HERVEY, Kevin	UTA		35	43	1.2
13.	GILDER-TILBURY, Kevin	TXST		36	43	1.2
14.	HILL, Maurius	LR		32	38	1.2
15.	HUGHES, Mike	GS		30	35	1.2

BLOCKED SHOTS

#	PLAYER	SCHOOL	CL.	G	BLK	BPG
1.	SHOSHI, Lis	LR		27	41	1.5
2.	VARNADO, Jordon	Troy		37	51	1.4
3.	MUEPOKELLY, Don	USA		32	37	1.2
4.	Johnson, Tyrell	APP		30	33	1.1
5.	KING, Immanuel	TXST		36	38	1.1
6.	BECK, DEMARIO	COASTAL		39	38	1.1
7.	GILDER-TILBURY, Kevin	TXST		36	35	1.0
8.	BENLEVI, Malik	GSU		33	29	0.9
9.	SIMMONS, Jahmiah	A-ST		25	21	0.8
10.	MITCHELL, Trhae	USA		28	22	0.8
11.	CLAYTON, Willie	GSU		33	25	0.8
	HOLLOWELL, Jeremy	GSU		33	25	0.8
	WASHINGTON, BRYCE	LA		33	25	0.8
14.	BAMBA, AMIDOU	COASTAL		37	27	0.7
15.	BRUCE, Tamas	A-ST		32	23	0.7

INCLUDES SUN BELT CONFERENCE GAMES ONLY

SCORING OFFENSE

#	Team	G	W-L	PTS	AVG
1.	Texas Arlington	18	14-4	1437	79.8
2.	Louisiana	18	10-8	1423	79.1
3.	Troy	18	10-8	1385	76.9
4.	Georgia Southern	18	11-7	1358	75.4
5.	Georgia State	18	12-6	1348	74.9
6.	South Alabama	18	7-11	1299	72.2
7.	Arkansas State	18	11-7	1292	71.8
8.	COASTAL CAROLINA	18	10-8	1290	71.7
9.	Appalachian State	18	4-14	1263	70.2
10.	Texas State	18	11-7	1203	66.8
11.	Louisiana Monroe	18	2-16	1153	64.1
12.	Little Rock	18	6-12	1150	63.9

SCORING DEFENSE

#	Team	G	PTS	AVG
1.	Texas State	18	1177	65.4
2.	Little Rock	18	1222	67.9
3.	Arkansas State	18	1241	68.9
4.	Louisiana Monroe	18	1270	70.6
5.	Texas Arlington	18	1271	70.6
6.	Georgia State	18	1273	70.7
7.	COASTAL CAROLINA	18	1301	72.3
8.	Georgia Southern	18	1324	73.6
9.	Troy	18	1341	74.5
10.	South Alabama	18	1373	76.3
11.	Appalachian State	18	1381	76.7
12.	Louisiana	18	1427	79.3

SCORING MARGIN

#	Team	G	OFF	DEF	AVG
1.	Texas Arlington	18	79.8	70.6	+9.2
2.	Georgia State	18	74.9	70.7	+4.2
3.	Arkansas State	18	71.8	68.9	+2.8
4.	Troy	18	76.9	74.5	+2.4
5.	Georgia Southern	18	75.4	73.6	+1.9
6.	Texas State	18	66.8	65.4	+1.4
7.	Louisiana	18	79.1	79.3	-0.2
8.	COASTAL CAROLINA	18	71.7	72.3	-0.6
9.	Little Rock	18	63.9	67.9	-4.0
10.	South Alabama	18	72.2	76.3	-4.1
11.	Louisiana Monroe	18	64.1	70.6	-6.5
12.	Appalachian State	18	70.2	76.7	-6.6

FREE THROW PERCENTAGE

#	Team	G	FTM	FTA	PCT
1.	Little Rock	18	228	298	.765
2.	Troy	18	323	437	.739
3.	Louisiana	18	288	411	.701
4.	Texas Arlington	18	283	409	.692
5.	Georgia Southern	18	303	444	.682
6.	South Alabama	18	295	440	.670
7.	Appalachian State	18	258	388	.665
8.	COASTAL CAROLINA	18	215	325	.662
9.	Louisiana Monroe	18	176	267	.659
10.	Texas State	18	222	341	.651
11.	Arkansas State	18	279	432	.646
	Georgia State	18	217	336	.646

FIELD GOAL PERCENTAGES

#	Team	G	FG	FGA	PCT
1.	Georgia State	18	495	1032	.480
2.	Troy	18	455	986	.461
3.	Louisiana	18	500	1085	.461
4.	Texas State	18	435	956	.455
5.	Texas Arlington	18	501	1104	.454
6.	Georgia Southern	18	441	976	.452
7.	Arkansas State	18	447	998	.448
8.	South Alabama	18	437	1013	.431
9.	Little Rock	18	402	940	.428
10.	COASTAL CAROLINA	18	460	1076	.428
11.	Louisiana Monroe	18	426	1022	.417
12.	Appalachian State	18	429	1048	.409

FIELD GOAL PERCENTAGE DEFENSE

#	Team	G	FG	FGA	PCT
1.	Georgia State	18	420	1010	.416
2.	COASTAL CAROLINA	18	440	1051	.419
3.	Texas Arlington	18	445	1054	.422
4.	Georgia Southern	18	470	1090	.431
5.	Arkansas State	18	435	999	.435
6.	Louisiana Monroe	18	458	1044	.439
7.	Texas State	18	415	943	.440
8.	Troy	18	477	1065	.448
9.	Little Rock	18	409	904	.452
10.	South Alabama	18	471	1009	.467
11.	Appalachian State	18	478	1017	.470
12.	Louisiana	18	510	1050	.486

3-POINT FIELD GOAL PERCENTAGE

#	Team	G	FG	FGA	PCT
1.	Georgia Southern	18	173	441	.392
2.	Arkansas State	18	119	316	.377
3.	Troy	18	152	408	.373
4.	Louisiana	18	135	376	.359
5.	Georgia State	18	141	401	.352
6.	South Alabama	18	130	373	.349
7.	Texas State	18	111	320	.347
8.	Little Rock	18	118	348	.339
9.	Texas Arlington	18	152	451	.337
10.	COASTAL CAROLINA	18	155	473	.328
11.	Louisiana Monroe	18	125	390	.321
12.	Appalachian State	18	147	460	.320

3-POINT FIELD GOAL PCT. DEFENSE

#	Team	G	FG	FGA	PCT
1.	COASTAL CAROLINA	18	153	480	.319
2.	Troy	18	137	424	.323
3.	Texas State	18	112	334	.335
4.	Georgia Southern	18	145	428	.339
5.	Arkansas State	18	123	363	.339
6.	Texas Arlington	18	164	476	.345
7.	Georgia State	18	160	459	.349
8.	Little Rock	18	125	346	.361
9.	South Alabama	18	151	416	.363
10.	Louisiana Monroe	18	140	381	.367
11.	Louisiana	18	134	359	.373
12.	Appalachian State	18	114	291	.392

REBOUNDING

#	Team	G	REB	AVG
1.	Texas Arlington	18	716	39.8
2.	COASTAL CAROLINA	18	683	37.9
3.	Louisiana	18	666	37.0
4.	Appalachian State	18	661	36.7
5.	Arkansas State	18	659	36.6
6.	Georgia State	18	631	35.1
7.	Troy	18	629	34.9
8.	Louisiana Monroe	18	621	34.5
9.	Georgia Southern	18	604	33.6
10.	South Alabama	18	579	32.2
11.	Texas State	18	566	31.4
12.	Little Rock	18	559	31.1

REBOUNDING MARGIN

#	Team	G	TM	OPP	MAR
1.	Louisiana	18	37.0	31.4	+5.6
2.	Texas Arlington	18	39.8	35.6	+4.2
3.	Arkansas State	18	36.6	33.8	+2.8
4.	Troy	18	34.9	33.0	+1.9
5.	Georgia State	18	35.1	33.4	+1.7
6.	COASTAL CAROLINA	18	37.9	37.3	+0.6
7.	Louisiana Monroe	18	34.5	35.4	-0.9
8.	Appalachian State	18	36.7	37.7	-1.0
9.	Little Rock	18	31.1	32.1	-1.0
10.	Texas State	18	31.4	33.2	-1.7
11.	Georgia Southern	18	33.6	39.2	-5.7
12.	South Alabama	18	32.2	38.7	-6.6

BLOCKED SHOTS

#	Team	G	BLK	AVG
1.	Georgia State	18	78	4.3
	South Alabama	18	78	4.3
3.	Little Rock	18	74	4.1
4.	Texas State	18	72	4.0
5.	Arkansas State	18	54	3.0
6.	Troy	18	53	2.9
7.	Georgia Southern	18	52	2.9
8.	Appalachian State	18	51	2.8
9.	COASTAL CAROLINA	18	49	2.7
10.	Louisiana Monroe	18	42	2.3
11.	Louisiana	18	41	2.3
12.	Texas Arlington	18	38	2.1

ASSISTS

#	Team	G	ASSISTS	AVG
1.	Texas Arlington	18	283	15.7
2.	Texas State	18	268	14.9
3.	Louisiana	18	265	14.7
4.	Appalachian State	18	236	13.1
5.	Louisiana Monroe	18	227	12.6
6.	Troy	18	225	12.5
7.	South Alabama	18	224	12.4
8.	Georgia State	18	217	12.1
9.	Little Rock	18	207	11.5
10.	COASTAL CAROLINA	18	199	11.1
	Arkansas State	18	199	11.1
12.	Georgia Southern	18	174	9.7

2016-17 SUN BELT CONFERENCE STATISTICS

STEALS

#	Team	G	Steals	Avg
1.	South Alabama	18	145	8.1
2.	Texas Arlington	18	134	7.4
3.	Georgia State	18	113	6.3
4.	Texas State	18	108	6.0
5.	Georgia Southern	18	105	5.8
6.	Louisiana	18	101	5.6
7.	Appalachian State	18	91	5.1
8.	Little Rock	18	89	4.9
9.	Troy	18	84	4.7
10.	COASTAL CAROLINA	18	83	4.8
11.	Arkansas State	18	77	4.3
12.	Louisiana Monroe	18	71	3.9

SCORING

#	PLAYER	SCHOOL	CL.	G	FG	3FG	FT	PTS	PPG
1.	HERRVEY, Kevin	UTA		17	121	41	58	341	20.1
2.	SMITH, Ike	GS		18	123	42	72	360	20.0
3.	BROWN, Tookie	GS		18	101	35	107	344	19.1
4.	GILDER-TILBURY, Kevin	TXST		18	115	43	45	318	17.7
5.	RONSHAD, Shabazz	APP		18	108	41	49	306	17.0
6.	VARNADO, Jordon	Troy		18	115	10	61	301	16.7
7.	HOLLOWELL, Jeremy	GSU		18	105	33	47	290	16.1
	WRIGHT, Jay	LA		18	97	37	59	290	16.1
9.	SIMONDS, D'Marcus	GSU		15	90	13	47	240	16.0
10.	CARTER, Devin	A-ST		18	96	56	37	285	15.8
11.	BARTLEY, Frank	LA		18	95	38	50	278	15.4
12.	WILLIAMS, Ken	USA		18	84	33	76	277	15.4
13.	SHAW, JAYLEN	COASTAL		18	96	32	45	269	14.9
14.	MUNNINGS, Travis	ULM		18	92	33	30	247	13.7
15.	PERSON, Wesley	Troy		18	69	42	65	245	13.6

REBOUNDING

#	PLAYER	SCHOOL	CL.	G	OFF	DEF	TOTAL	AVG
1.	WASHINGTON, Bryce	LA		18	71	132	203	11.3
2.	HERVEY, Kevin	UTA		17	26	131	157	9.2
3.	BECK, DEMARIO	COASTAL		18	47	102	149	8.3
4.	BILBAO, Jorge	UTA		18	62	80	142	7.9
5.	MUNNINGS, Travis	ULM		18	41	95	136	7.6
6.	JOHNSON, Isaac	APP		18	48	87	135	7.5
7.	KINNEY, Griffin	APP		18	33	99	132	7.3
8.	WALKER, Devin	Troy		18	38	90	128	7.1
9.	RAY-ST CYR, COLTON	COASTAL		18	22	102	124	6.9
10.	VARNADO, Jordon	Troy		18	31	92	123	6.8
11.	BRUCE, Tamas	A-ST		18	45	76	121	6.7
12.	CLAYTON, Willis	GSU		18	46	65	111	6.2
13.	AJAYI, Josh	USA		18	23	87	110	6.1
	HOLLOWELL, Jeremy	GSU		18	20	90	110	6.1
15.	MCDANIEL, Sam	ULM		18	18	88	106	5.9

FIELD GOAL PERCENTAGE (minimum 4.0 made per game)

#	PLAYER	SCHOOL	CL.	G	FGM	FGA	PCT
1.	SIMONDS, D'Marcus	GSU		15	90	161	.559
2.	VARNADO, Jordon	Troy		18	115	216	.532
3.	GILDER-TILBURY, Kevin	TXST		18	115	218	.528
4.	HERVEY, Kevin	UTA		17	121	234	.517
5.	SMITH, Ike	GS		18	123	247	.498
6.	SHAW, JAYLEN	COASTAL		18	96	200	.480
7.	MUNNINGS, Travis	ULM		18	92	201	.458
8.	BARTLEY, Frank	LA		18	95	211	.450
9.	HOLLOWELL, Jeremy	GSU		18	105	237	.443

3-POINT FIELD GOAL PERCENTAGE (minimum 2.5 made per game)

#	PLAYER	SCHOOL	CL.	G	3FGM	3FGA	PCT
1.	TAYLOR, Quincy	LWU	SR	18	51	110	.464
2.	SAUNDERS, Will	CSU	SR	18	64	139	.460
3.	MOORE, Keon	WINTHROP	SR	18	60	135	.444
4.	RYAN, Andrew	CAMPBELL	SR	18	53	127	.417
5.	NIMLEY, Saah	CSU	SR	18	70	195	.359
6.	PRICE, R.J.	RADFORD	SR	18	47	131	.359
7.	ROWSEY, Andrew	AVL	SO	18	51	146	.349

ASSIST/TURNOVER RATIO

#	TEAM	G	AST	T/O	RATIO
1.	Texas State	18	14.9	10.7	1.4
2.	Texas Arlington	18	15.7	12.1	1.3
3.	Louisiana	18	14.7	13.4	1.1
4.	Troy	18	12.5	12.5	1.0
	Louisiana Monroe	18	12.6	12.6	1.0
6.	South Alabama	18	12.4	12.8	1.0
7.	COASTAL CAROLINA	18	11.1	11.4	1.0
8.	Arkansas State	18	11.1	11.4	1.0
9.	Appalachian State	18	13.1	13.9	0.9
10.	Georgia State	18	12.1	12.8	0.9
11.	Little Rock	18	11.5	13.0	0.9
12.	Georgia Southern	18	9.7	12.6	0.8

FREE THROW PERCENTAGE (minimum 2.5 made per game)

#	PLAYER	SCHOOL	CL.	G	3FGM	3FGA	PCT
1.	JOHNSON, Jr., Marcus	LR		18	57	66	.864
2.	PERSON, Wesley	Troy		18	65	76	.855
3.	SHAW, JAYLEN	COASTAL		18	45	56	.804
4.	WILLIAMS, Ken	USA		18	76	96	.792
5.	HOLLIMON, Jeremy	Troy		18	66	84	.786
6.	BROWN, Tookie	GS		18	107	137	.781
7.	SIMMS, Deven	A-ST		18	73	94	.777
8.	HOLLOWELL, Jeremy	GSU		18	47	63	.746
9.	BLACK, Ojai	TXST		18	57	77	.740
10.	HERVEY, Kevin	UTA		17	58	79	.734
11.	STOVE, Johnathan	LA		18	49	68	.721
	RONSHAD, Shabazz	APP		18	49	68	.721
13.	WASHINGTON, Bryce	LA		18	53	74	.716
14.	PEARSON, Nijal	TXST		18	50	70	.714
	WALKER, Devon	Troy		18	45	63	.714

ASSISTS

#	PLAYER	SCHOOL	CL.	G	AST	APG
1.	NEAL, Erick	UTA		18	109	6.1
2.	THOMAS, Donte	A-ST		18	89	4.9
3.	BLACK, Ojai	TXST		18	78	4.3
4.	WRIGHT, Jay	LA		18	73	4.1
5.	COPPOLA, Nick	ULM		18	67	3.7
6.	BROWN, Tookie	GS		18	65	3.6
7.	WILLIAMS, Ken	USA		18	60	3.3
8.	JOHNSON, Jr., Marcus	LR		18	58	3.2
9.	SHAW, JAYLEN	COASTAL		18	56	3.1
10.	WIGGINS, SHIVAUGHN	COASTAL		16	45	2.8
11.	BARTLEY, Frank	LA		18	48	2.7
	BAKER, Kevin	Troy		18	48	2.7
14.	HERVEY, Kevin	UTA		17	44	2.6
15.	LOGAN, Emarius	APP		18	44	2.4

STEALS

#	PLAYER	SCHOOL	CL.	G	AST	APG
1.	NEAL, Erick	UTA		18	34	1.9
2.	WRIGHT, Jay	LA		18	30	1.7
3.	CALHOUN, Shaq	USA		18	28	1.6
4.	SMITH, Ike	GS		18	27	1.5
5.	HUGHES, Mike	GS		18	26	1.4
6.	SIMONDS, D'Marcus	GSU		15	21	1.4
7.	JOHNSON, Isaac	APP		18	25	1.4
	BARTLEY, Frank	LA		18	25	1.4
9.	GILDER-TILBURY, Kevin	TXST		18	24	1.3
10.	PEARSON, Nijal	TXST		18	23	1.3
11.	JONES, Jalen	UTA		18	22	1.2
12.	MUEPOKELLY, Don	USA		18	21	1.2
	LEE, Dederick	USA		18	21	1.2
14.	WILSON, ELIJAH	COASTAL		18	20	1.1
	PEACE, Daniel	Troy		18	20	1.1
	BROWN, Tookie	GS		18	20	1.1

BLOCKED SHOTS

#	PLAYER	SCHOOL	CL.	G	NO.	AVG
1.	VARNADO, Jordon	Troy		18	26	1.4
2.	JOHNSON, Tyrell	APP		18	23	1.3
3.	GILDER-TILBURY, Kevin	TXST		18	22	1.2
4.	MITCHELL, Trhae	USA		15	18	1.2
5.	BENLEVI, Malik	GSU		18	19	1.1
	SIMMONS, Jahmiah	A-ST		18	19	1.1
	MUEPOKELLY, Don	USA		18	19	1.1
8.	KING, Immanuel	TXST		18	17	0.9
	BRUCE, Tamas	A-ST		18	17	0.9
10.	THOMAS, Jeff	GSU		18	16	0.9
11.	DAVIS, Nick	USA		14	11	0.8
12.	CLAYTON, Willie	GSU		18	14	0.8
	BECK, DEMARIO	COASTAL		18	14	0.8
14.	BAMBA, AMIDOU	COASTAL		16	12	0.8
15.	BLACK, Oliver	LR		18	13	0.7

TEAM

TEAM	TEAM ID
Appalachian State	APP
Arkansas State	A-ST
Coastal Carolina	COASTAL
Georgia Southern	GS
Georgia State	GSU
Little Rock	LR

TEAM

TEAM	TEAM ID
Louisiana	LA
Louisiana Monroe	ULM
South Alabama	USA
Texas Arlington	UTA
Texas State	TXST
Troy	TROY



Official Basketball Box Score -- Game Totals -- Final Statistics
Coastal Carolina vs Alabama
11/11/16 8:01 p.m. at Tuscaloosa, Ala. (Coleman Coliseum)



Game 1

Coastal Carolina 53 • 0-1

#	Player		Total		3-Ptr		Rebounds			PF	TP	A TO Blk Stl				Min	
			FG	FGA	FG	FGA	Off	Def	Tot			A	TO	Blk	Stl		
03	Williams-Powell, Jos	f	2-3	0-0	0-0	1	1	2	4	4	0	1	0	0	11		
32	Coleman, Josh	r	0-2	0-0	2-2	0	0	0	4	2	0	1	0	1	10		
00	Robertson, Jaylan	g	0-5	0-1	0-1	1	3	4	2	0	1	1	1	0	22		
22	Wilson, Elijah	g	3-16	3-9	3-5	1	3	4	2	12	2	3	0	1	32		
45	Ray-St Cyr, Colton	g	5-8	3-5	0-0	4	2	6	2	13	3	4	0	0	32		
02	Labinowicz, Artur		0-2	0-1	0-0	0	0	0	1	0	0	0	0	0	9		
05	Shaw, Jaylen		2-14	0-2	4-6	1	1	2	0	8	1	1	0	0	25		
15	Bamba, Amidou		2-5	0-0	1-2	1	4	5	3	5	0	0	1	0	30		
20	Beck, Demario		3-7	3-5	0-0	1	7	8	4	9	0	2	0	0	29		
Team																	
Totals				17-62	9-23		10-16		17	26	43	22	53	7	13	2	200
FG % 1st Half: 10-33			30.3%	2nd half: 7-29	24.1%	Game: 17-62	27.4%										Deadball Rebounds 2
3FG % 1st Half: 7-14			50.0%	2nd half: 2-9	22.2%	Game: 9-23	39.1%										
FT % 1st Half: 6-10			60.0%	2nd half: 4-6	66.7%	Game: 10-16	62.5%										

Alabama 70 • 1-0

#	Player	Total		3-Ptr		Rebounds			PF	TP	A TO Blk Stl				Min		
		FG-FGA	FG-FGA	FT-FTA	Off	Def	Tot	A			TO	Blk	Stl				
01	Norris, Riley	f	4-9	3-5	3-4	2	3	5	0	14	0	2	1	0	29		
10	Taylor, Jimmie	f	1-2	0-0	3-6	1	6	7	2	5	2	1	3	2	19		
11	Hale, Shannon	f	2-6	0-2	4-5	0	1	1	1	8	0	1	0	0	15		
03	Collins, Corban	g	3-7	3-7	6-6	0	3	3	3	15	3	0	0	2	31		
12	Ingram, Dazon	g	4-5	3-3	0-2	0	4	4	3	11	5	1	0	1	29		
00	King, Nick	g	0-0	0-0	0-0	0	1	1	0	0	0	0	2	1	4		
02	Schaffer, Lawson	g	0-0	0-0	0-0	0	0	0	0	0	0	0	0	0	0+		
05	Johnson Jr, Avery	g	0-2	0-1	0-0	0	1	1	2	0	0	2	0	0	4		
21	Olanian, Bola	g	2-2	0-0	2-3	2	2	4	4	6	0	2	0	0	13		
22	Davis, Ar'Mond	g	1-8	1-7	0-0	0	3	3	1	3	0	0	0	0	15		
25	Key, Braxton	g	3-4	0-1	0-0	1	3	4	2	6	3	1	0	2	29		
35	Hall, Donta	g	1-3	0-0	0-0	1	2	3	1	2	0	1	2	0	12		
Team						0	3	3									
Totals			21-48		10-26		18-26		7	32	39	19	70	13	11	8	200
FG % 1st Half:		8-26	30.8%	2nd half:	13-22	59.1%	Game:	21-48	43.8%								Deadball Rebounds 2
3FG % 1st Half:		4-14	28.6%	2nd half:	6-12	50.0%	Game:	10-26	38.5%								
FT % 1st Half:		7-11	63.6%	2nd half:	11-15	73.3%	Game:	18-26	69.2%								

Officials: Karl Hess, Patrick Evans, Tim Gattis
Technical fouls: Coastal Carolina-None. Alabama-None.
Attendance: 14579

Score by periods	1st	2nd	Total
Coastal Carolina	33	20	53
Alabama	27	43	70



Official Basketball Box Score -- Game Totals -- Final Statistics
COFC vs Coastal Carolina
11/14/16 7:00 pm at The HTC Center - Conway, S.C.



Game 2

COFC 71 • 2-0

#	Player		Total		3-Ptr		Rebounds					PF	TP	A TO Blk Stl				Min
			FG-FGA	FG-FGA	FT-FTA	Off	Def	Tot	A	TO	Blk			Stl				
05	Brantley, Jarrell	r	5-7	1-2	4-4	1	3	4	2	15	3	1	0	0	30			
13	Chealey, Joe	r	4-9	1-4	5-5	0	3	3	4	14	3	1	0	0	27			
23	Harris, Nick	r	1-4	0-0	2-2	2	3	5	1	4	0	1	0	0	30			
12	Johnson, Cameron	g	2-5	1-4	4-5	1	2	3	2	9	1	3	1	1	28			
21	Pointer, Marquise	g	4-9	2-5	0-0	3	2	5	0	10	1	2	1	1	23			
00	Goodwin, Chevez	g	1-3	0-0	0-0	0	3	3	4	2	0	0	1	0	5			
01	Riller, Grant	g	1-5	0-2	6-7	0	2	2	1	8	0	2	0	0	18			
03	Hulsey, Payton	g	0-1	0-0	0-0	1	3	4	1	0	3	1	1	3	22			
11	Bailey, Evan	g	1-3	1-2	0-0	0	1	1	1	3	0	2	0	0	7			
15	O'Donohue, Terrance	g	0-1	0-0	0-0	0	1	1	0	0	0	0	0	0	4			
24	McManus, Jaylen	g	2-2	2-2	0-0	0	0	0	0	6	0	0	0	0	6			
Team						2	1	3										
Totals			21-49	8-21	21-23	10	24	34	16	71	11	13	4	5	200			
FG % 1st Half: 11-27 40.7%			2nd half: 10-22 45.5%	Game: 21-49 42.9%											Deadball Rebounds 0			
3FG % 1st Half: 5-12 41.7%			2nd half: 3-9 33.3%	Game: 8-21 38.1%														
FT % 1st Half: 8-9 88.9%			2nd half: 13-14 92.9%	Game: 21-23 91.3%														

Coastal Carolina 64 • 0-2

#	Player		Total		3-Ptr		Rebounds			PF	TP	A TO Blk Stl				Min
			FG	FGA	FG	FGA	FT	FTA	Off			Def	Tot	A	TO	
03	Williams-Powell, Jos	r	4-7	1-3	0-0		1	4	5	1	9	0	3	0	0	21
32	Coleman, Josh	r	3-4	0-0	3-6		4	1	5	3	9	0	0	2	0	26
00	Robertson, Jaylan	g	3-5	1-1	0-0		1	2	3	1	7	1	1	0	0	19
22	Wilson, Elijah	g	6-15	4-10	0-0		0	2	2	4	16	0	5	0	1	33
45	Ray-St Cyr, Colton	g	3-9	0-1	0-1		1	1	2	5	6	3	2	0	2	31
02	Labinowicz, Artur	g	0-0	0-0	0-0		0	1	1	0	0	0	0	0	0	9
05	Shaw, Jaylen	g	3-9	1-4	4-5		0	4	4	2	11	7	1	0	2	29
15	Bamba, Amidou	g	0-2	0-0	0-0		0	2	2	1	0	0	0	1	0	11
20	Beck, Demario	g	2-3	1-2	1-2		1	2	3	3	6	0	0	1	0	21
Team							2	1	3							
Totals			24-54	8-21	8-14		10	20	30	20	64	11	12	4	5	200
FG % 1st Half: 11-27			40.7%	2nd half: 13-27	48.1%	Game: 24-54	44.4%									Deadball Rebounds 2
3FG % 1st Half: 2-8			25.0%	2nd half: 6-13	46.2%	Game: 8-21	38.1%									
FT % 1st Half: 6-7			85.7%	2nd half: 2-7	28.6%	Game: 8-14	57.1%									

Officials: Matthew Lee, Jewel Spearman, Jeremy Mosier
Technical fouls: COFC-None. Coastal Carolina-None.
Attendance: 2325

Score by periods	1st	2nd	Total
COFC	35	36	71
Coastal Carolina	30	34	64



Official Basketball Box Score -- Game Totals -- Final Statistics
Coppin State vs Coastal Carolina
11/16/16 7 PM at Conway, SC



Game 3

Coppin State 59 • 0-3

#	Player		Total		3-Ptr		Rebounds			PF	TP	A TO Blk Stl				Min
			FG-FGA	FG-FGA	FT-FTA	Off	Def	Tot	A			TO	Blk	Stl		
03	TREADWELL, Josh	*	2-7	1-2	2-4	1	1	2	1	7	0	2	0	1	18	
15	SIMPSON, Blake	*	0-1	0-0	1-4	3	2	5	3	1	1	0	0	0	13	
22	SHIVERS, Keith	*	0-4	0-0	0-0	2	0	2	2	0	0	1	0	0	9	
23	GRIPPER, Joseph	*	0-0	0-0	0-2	0	0	0	4	0	1	0	0	0	11	
25	HARRIS, Terry	*	2-13	0-4	0-0	0	2	2	3	4	1	1	0	2	14	
00	HINSON, Rasool		1-2	1-1	2-3	1	0	1	1	5	0	0	0	1	9	
02	DAVENPORT, Juwan		1-3	0-2	0-0	2	1	3	2	2	1	1	0	0	18	
04	THOMAS, Tre'		7-17	6-14	3-5	1	3	4	0	23	1	0	0	0	27	
11	HICKS, Izais		1-3	0-0	1-2	4	6	10	4	3	1	0	1	1	27	
13	CLAYTON, Dejuan		1-9	1-4	0-0	0	2	2	2	3	1	1	0	1	28	
21	BROWNLEE, Lucian		4-8	3-6	0-0	1	1	2	0	11	0	1	0	2	17	
35	MURINDA, Mufaro		0-3	0-3	0-1	0	0	0	0	0	0	0	0	0	9	
Team						2	3	5								
Totals				19-70	12-36	9-21	17	21	38	22	59	6	9	1	8	200
FG % 1st Half: 10-32			31.3%	2nd half: 9-38	23.7%	Game: 19-70	27.1%									Deadball
3FG % 1st Half: 6-15			40.0%	2nd half: 6-21	28.6%	Game: 12-36	33.3%									Rebounds
FT % 1st Half: 3-9			33.3%	2nd half: 6-12	50.0%	Game: 9-21	42.9%									5



Official Basketball Box Score -- Game Totals -- Final Statistics
Southern Utah vs Coastal Carolina
11-21-16 3:00 PM at MGM Grand Garden Arena (Las Vegas, NV)



Game 5

Southern Utah 68 • 1-3

#	Player	Total		3-Ptr		Rebounds			PF	TP	A	TO	Blk	Stl	Min
		FG-FGA	FG-FGA	FT-FTA	FT-FTA	Off	Def	Tot							
22	MADUNIC, Ivan	f	0-7	0-5	0-0	1	7	8	1	0	1	0	1	0	33
34	MUSOKO, Christian	c	1-4	0-0	3-6	1	3	4	4	5	0	1	0	0	23
00	ONWUASOR, Randy	g	6-17	2-7	8-9	2	4	6	2	22	3	5	0	1	37
13	PARSONS, Race	g	5-12	3-8	1-1	2	0	2	3	14	4	3	0	1	34
14	MC GEE, James	g	8-15	5-8	2-3	1	1	2	2	23	2	1	1	1	37
05	MARSHALL, John	g	0-2	0-2	0-0	2	0	2	2	0	0	1	0	0	18
10	CALLOWAY, Jacob	g	1-2	0-0	0-0	1	0	1	3	2	0	1	0	0	9
11	JOYCE, Will	g	0-0	0-0	0-0	0	0	0	0	0	0	0	0	0	1
35	HOLKER, Brayden	g	1-1	0-0	0-2	1	0	1	2	2	0	2	0	0	8
Team						3	1	4							
Totals			22-60	10-30	14-21	14	16	30	18	68	10	14	2	3	200
FG % 1st Half:		10-27	37.0%	2nd half:	12-33	36.4%	Game:	22-60	36.7%	Deadball Rebounds					
3FG % 1st Half:		4-14	28.6%	2nd half:	6-16	37.5%	Game:	10-30	33.3%						
FT % 1st Half:		6-8	75.0%	2nd half:	8-13	61.5%	Game:	14-21	66.7%						

Coastal Carolina 83 • 2-3

#	Player	Total		3-Ptr		Rebounds			PF	TP	A	TO	Blk	Stl	Min
		FG-FGA	FG-FGA	FT-FTA	FT-FTA	Off	Def	Tot							
20	Beck, Demario	f	4-6	0-1	2-3	2	5	7	3	10	0	3	3	0	29
45	Ray-St Cyr, Colton	r	1-3	0-1	0-0	1	1	2	3	2	1	3	0	1	11
15	Bamba, Amidou	c	1-1	0-0	0-0	1	4	5	4	2	1	0	3	0	25
05	Shaw, Jaylen	g	7-11	2-2	4-4	1	1	2	5	20	1	2	0	2	28
22	Wilson, Elijah	g	9-17	3-8	2-3	0	4	4	3	23	0	2	0	0	34
00	Robertson, Jaylan	g	2-4	1-1	0-0	0	1	1	1	5	1	2	0	1	20
02	Labinowicz, Artur	g	3-6	2-4	4-5	1	6	7	1	12	4	2	0	1	26
03	Williams-Powell, Jos	g	3-6	0-0	3-3	0	3	3	3	9	1	2	0	0	23
32	Coleman, Josh	g	0-0	0-0	0-0	1	1	2	2	0	0	2	0	0	4
Team						2	2	4							
Totals			30-54	8-17	15-18	9	28	37	25	83	9	18	6	5	200
FG % 1st Half:		16-30	53.3%	2nd half:	14-24	58.3%	Game:	30-54	55.6%	Deadball Rebounds					
3FG % 1st Half:		3-10	30.0%	2nd half:	5-7	71.4%	Game:	8-17	47.1%						
FT % 1st Half:		4-5	80.0%	2nd half:	11-13	84.6%	Game:	15-18	83.3%						

Officials: Paul Janssen, Mark Schur, Randy Heimerman
Technical fouls: Southern Utah-None. Coastal Carolina-None.
Attendance: 1339
Men Who Speak Up Main Event - Middleweight Bracket

Score by periods	1st	2nd	Total
Southern Utah	30	38	68
Coastal Carolina	39	44	83



Official Basketball Box Score -- Game Totals -- Final Statistics
Coastal Carolina vs Wake Forest
11/23/16 7:30 p.m. at Winston-Salem, N.C. (LJVM Coliseum)



Game 6

Coastal Carolina 74 • 2-4

#	Player	Total		3-Ptr		Rebounds			PF	TP	A	TO	Blk	Stl	Min
		FG-FGA	FG-FGA	FT-FTA	FT-FTA	Off	Def	Tot							
15	Bamba, Amidou	f	2-5	0-0	0-2	2	5	7	5	4	0	0	1	0	27
20	Beck, Demario	f	5-16	2-7	1-2	2	4	6	2	13	1	4	0	2	23
05	Shaw, Jaylen	g	3-11	2-4	2-2	1	1	2	2	10	8	1	0	3	36
22	Wilson, Elijah	g	7-21	4-12	2-2	0	7	7	2	20	3	3	0	0	35
45	Ray-St Cyr, Colton	g	4-9	2-4	2-3	4	9	13	2	12	6	1	0	4	35
00	Robertson, Jaylan	g	0-1	0-0	0-0	0	0	0	2	0	0	1	0	0	4
02	Labinowicz, Artur	g	1-1	1-1	0-0	0	0	0	1	3	0	1	0	1	12
03	Williams-Powell, Jos	g	4-8	1-1	1-3	0	3	3	4	10	0	1	0	0	24
32	Coleman, Josh	g	1-1	0-0	0-0	0	0	0	2	2	0	0	0	0	4
Team						3	0	3							
Totals			27-73	12-29	8-14	12	29	41	22	74	18	12	1	10	200
FG % 1st Half:		9-32	28.1%	2nd half:	18-41	43.9%	Game:	27-73	37.0%	Deadball Rebounds					
3FG % 1st Half:		5-12	41.7%	2nd half:	7-17	41.2%	Game:	12-29	41.4%						
FT % 1st Half:		0-0	0.0%	2nd half:	8-14	57.1%	Game:	8-14	57.1%						

Wake Forest 86 • 5-1

#	Player	Total		3-Ptr		Rebounds			PF	TP	A	TO	Blk	Stl	Min
		FG-FGA	FG-FGA	FT-FTA	FT-FTA	Off	Def	Tot							
20	John Collins	f	8-11	0-0	4-5	1	12	13	0	20	0	1	2	1	26
34	Austin Ariens	r	3-5	2-4	0-0	1	0	1	0	8	0	1	0	0	19
44	Dinos Mitoglou	r	0-6	0-3	3-4	0	12	12	3	3	2	5	3	1	27
10	Mitchell Wilbekin	g	3-6	3-6	5-5	0	1	1	2	14	3	0	0	0	27
13	Bryant Crawford	g	3-9	1-3	5-7	0	2	2	0	12	5	1	0	0	30
00	Brandon Childress	g	4-8	3-6	4-4	0	3	3	3	15	4	4	0	1	20
01	Keyshawn Woods	g	3-5	2-3	0-0	1	4	5	4	8	3	2	0	0	26
04	Doral Moore	g	2-5	0-0	0-0	0	2	2	1	4	1	0	1	0	12
11	Greg McClinton	g	1-1	0-0	0-0	0	1	1	1	2	0	0	0	0	8
33	Rich Washington	g	0-1	0-1	0-0	0	0	0	1	0	1	0	0	0	2
43	Trent VanHorn	g	0-0	0-0	0-0	0	0	0	0	0	2	0	0	0	3
Team						0	1	1							
Totals			27-57	11-26	21-25	3	38	41	15	86	21	14	6	3	200
FG % 1st Half:		14-31	45.2%	2nd half:	13-26	50.0%	Game:	27-57	47.4%	Deadball Rebounds					
3FG % 1st Half:		5-15	33.3%	2nd half:	6-11	54.5%	Game:	11-26	42.3%						
FT % 1st Half:		4-5	80.0%	2nd half:	17-20	85.0%	Game:	21-25	84.0%						

Officials: Bill Covington, Jr., Patrick Adams, Jerry Heuter
Technical fouls: Coastal Carolina-None. Wake Forest-None.
Attendance: 6867

Score by periods	1st	2nd	Total
Coastal Carolina	23	51	74
Wake Forest	37	49	86



Official Basketball Box Score -- Game Totals -- Final Statistics
Tennessee Chattanooga vs Coastal Carolina
11/29/16 7 p.m. at HTC Center



Game 7

Tennessee Chattanooga 68 • 5-2

#	Player	Total		3-Ptr		Rebounds			PF	TP	A	TO	Blk	Stl	Min
		FG-FGA	FG-FGA	FT-FTA	FT-FTA	Off	Def	Tot							
01	Greg Pryor	*	2-9	0-7	1-1	2	1	3	2	5	4	3	1	1	32
04	J. Burroughs-Cook	*	2-6	0-3	0-2	2	0	2	0	4	1	1	0	0	20
05	Justin Tuoyo	*	3-6	0-1	0-0	2	7	9	4	6	2	1	4	0	26
21	Makinde London	*	4-10	3-6	0-2	1	6	7	4	11	0	2	0	0	24
23	Tre' McLean	*	10-17	4-7	2-3	3	6	9	1	26	3	2	0	3	33
02	Rodney Chatman	*	4-6	1-1	0-0	0	1	1	1	9	3	1	0	3	23
03	Nat Dixon	*	1-1	0-0	0-0	0	0	0	0	4	2	0	1	1	10
10	Peyton Woods	*	0-0	0-0	2-2	0	0	0	0	2	0	0	0	0	2
11	Makale Foreman	*	0-1	0-1	0-0	0	0	0	0	0	0	0	0	0	2
12	Dylan Brewster	*	0-0	0-0	0-0	0	0	0	0	0	0	1	0	0	2
13	Trayvond Massenburg	*	0-0	0-0	0-0	0	0	0	0	1	0	0	0	0	2
24	Casey Jones	*	1-3	1-1	0-0	1	1	2	2	3	1	0	0	1	24
Team						1	1	2							
Totals			27-59	9-27	5-10	12	23	35	19	68	14	12	6	8	200
FG % 1st Half:		16-30	53.3%	2nd half:	11-29	37.9%	Game:	27-59	45.8%	Deadball Rebounds					
3FG % 1st Half:		8-15	53.3%	2nd half:	1-12	8.3%	Game:	9-27	33.3%						



Official Basketball Box Score -- Game Totals -- Final Statistics
UNC Asheville vs Coastal Carolina
12/03/16 2 p.m. at HTC Center

Game 9

UNC Asheville 79 • 5-3

#	Player	Total		3-Ptr		Rebounds			PF	TP	A TO Blk Stl				Min
		FG-FGA	FG-FGA	FT-FTA	FT-FTA	Off	Def	Tot			A	TO	Blk	Stl	
14	THOMAS, Ahmad	f	9-15	2-3	2-3	1	4	5	3	22	0	1	0	3	32
21	GIACOMO, Zilli	f	0-0	0-0	0-0	0	2	2	3	0	1	1	0	0	9
10	VANNATTA, Kevin	g	3-7	1-4	3-4	0	4	4	3	10	7	4	0	1	43
12	MILLER, Raelwon	g	4-11	3-9	0-0	1	2	3	2	11	3	3	0	0	32
11	TEAGUE, Macio	g	6-17	2-8	1-2	2	8	10	2	15	7	0	0	5	44
02	WNUK, Alec	g	2-2	1-1	2-4	0	0	0	3	7	0	0	0	0	17
13	ROBERTSON, David	g	2-4	1-2	0-0	0	0	0	0	5	0	0	0	0	10
22	SMITH, Malik	g	0-1	0-0	0-0	0	1	1	2	0	0	0	0	0	6
32	WEEKS, Will	g	4-6	0-0	1-2	1	5	6	3	9	3	1	0	2	32
Team						1	1	2							
Totals			30-63	10-28	9-15	6	27	33	21	79	21	10	1	11	225

FG % 1st Half: 16-32 50.0% 2nd half: 11-25 44.0% OT: 3-6 50.0% Game: 30-63 47.6% Deadball Rebounds 5
3FG % 1st Half: 4-11 36.4% 2nd half: 4-14 28.6% OT: 2-3 66.7% Game: 10-28 35.7%
FT % 1st Half: 2-3 66.7% 2nd half: 5-9 55.6% OT: 2-3 66.7% Game: 9-15 60.0%

Coastal Carolina 77 • 3-6

#	Player	Total		3-Ptr		Rebounds			PF	TP	A TO Blk Stl				Min
		FG-FGA	FG-FGA	FT-FTA	FT-FTA	Off	Def	Tot			A	TO	Blk	Stl	
15	Bamba, Amidou	f	4-6	0-0	4-8	3	3	6	4	12	0	1	0	0	31
20	Beck, Demario	f	3-7	2-6	0-2	0	11	11	2	8	0	3	0	2	34
05	Shaw, Jaylen	g	7-16	3-9	4-4	0	3	3	1	21	7	4	0	3	40-
22	Wilson, Elijah	g	3-11	2-7	0-0	1	3	4	1	8	2	3	0	0	32
45	Ray-St Cyr, Colton	g	4-7	1-2	0-1	2	3	5	3	9	3	1	0	2	32
00	Robertson, Jaylan	g	2-5	1-1	0-1	1	1	2	1	5	3	1	0	0	18
02	Labinowicz, Artur	g	3-4	3-3	0-0	0	2	2	0	9	2	0	0	0	24
03	Williams-Powell, Jos	g	2-2	1-1	0-2	1	0	1	3	5	0	3	0	0	14
Team						2	2	4							
Totals			28-58	13-29	8-18	10	28	38	15	77	17	17	0	7	225

FG % 1st Half: 11-26 42.3% 2nd half: 14-26 53.8% OT: 3-6 50.0% Game: 28-58 48.3% Deadball Rebounds 3
3FG % 1st Half: 5-13 38.5% 2nd half: 8-13 61.5% OT: 0-3 0.0% Game: 13-29 44.8%
FT % 1st Half: 1-4 25.0% 2nd half: 5-11 45.5% OT: 2-3 66.7% Game: 8-18 44.4%

Officials: JW Lucas, Barry Mathis, Nathan Quick
Technical fouls: UNC Asheville-None. Coastal Carolina-None.
Attendance: 1447

Score by periods	1st	2nd	OT	Total
UNC Asheville	38	31	10	79
Coastal Carolina	28	41	8	77



Official Basketball Box Score -- Game Totals -- Final Statistics
Piedmont Intermation vs Coastal Carolina
12/05/16 7 p.m. at HTC Center

Game 10

Piedmont Intermation 63 • 4-5

#	Player	Total		3-Ptr		Rebounds			PF	TP	A TO Blk Stl				Min
		FG-FGA	FG-FGA	FT-FTA	FT-FTA	Off	Def	Tot			A	TO	Blk	Stl	
15	Long, Jordan	f	1-6	0-2	2-3	1	6	7	5	4	0	2	0	0	24
21	Matthews, Amond	f	0-2	0-0	0-1	2	1	3	5	0	0	1	0	0	21
03	Carter, Nash	g	7-17	3-4	2-2	4	3	7	3	19	0	2	0	5	26
10	Valentine, Justin	g	2-8	2-6	0-0	0	1	1	3	6	2	1	0	0	21
23	Daniels, Josh	g	1-4	0-1	3-4	2	2	4	1	5	2	3	2	3	24
01	Torrance, Olajuwana	g	2-8	0-2	5-6	2	2	4	4	9	1	4	0	1	23
02	Barron, David	g	6-12	0-1	0-0	0	0	0	0	18	0	0	0	0	19
04	Lee, Daquan	g	0-1	0-1	0-0	0	0	0	0	0	1	0	0	0	8
14	Williams, LJ	g	1-3	0-0	0-0	0	1	1	3	2	0	1	0	0	11
24	Robinson, Antoine	g	0-4	0-1	0-1	1	2	3	2	0	5	2	0	1	23
Team						0	2	2							
Totals			20-65	11-28	12-17	12	20	32	26	63	11	16	2	10	200

FG % 1st Half: 8-34 23.5% 2nd half: 12-31 38.7% Game: 20-65 30.8% Deadball Rebounds 3.1
3FG % 1st Half: 3-13 23.1% 2nd half: 8-15 53.3% Game: 11-28 39.3%
FT % 1st Half: 2-4 50.0% 2nd half: 10-13 76.9% Game: 12-17 70.6%

Coastal Carolina 100 • 4-6

#	Player	Total		3-Ptr		Rebounds			PF	TP	A TO Blk Stl				Min
		FG-FGA	FG-FGA	FT-FTA	FT-FTA	Off	Def	Tot			A	TO	Blk	Stl	
15	Bamba, Amidou	f	3-5	0-0	4-5	0	4	4	1	10	1	4	0	1	20
20	Beck, Demario	f	6-8	3-3	5-6	4	9	13	1	20	1	1	2	0	23
05	Shaw, Jaylen	g	4-6	1-3	2-2	0	2	2	1	11	8	1	0	1	22
22	Wilson, Elijah	g	6-14	3-8	1-1	4	2	6	1	16	1	1	0	0	22
45	Ray-St Cyr, Colton	g	2-5	0-2	2-2	2	3	5	0	6	2	0	0	0	20
00	Robertson, Jaylan	g	3-7	2-4	0-0	0	0	0	3	8	2	0	0	0	19
01	Holmes Jr, Kevin	g	0-2	0-2	0-1	0	1	1	2	0	0	0	0	0	11
02	Labinowicz, Artur	g	2-3	1-1	3-5	4	5	9	1	8	0	4	1	3	21
03	Williams-Powell, Jos	g	3-6	0-0	4-6	2	4	6	2	10	2	0	0	0	18
04	Adams, Christian	g	0-4	0-2	0-0	0	0	0	0	0	1	0	0	0	9
11	Peterson, Josh	g	0-1	0-0	2-6	0	1	1	0	2	1	1	0	1	7
32	Coleman, Josh	g	4-6	0-0	1-2	3	3	6	2	9	0	1	0	0	8
Team						2	1	3							
Totals			33-67	10-25	24-36	21	35	56	14	100	19	13	3	6	200

FG % 1st Half: 16-33 48.5% 2nd half: 17-34 50.0% Game: 33-67 49.3% Deadball Rebounds 4
3FG % 1st Half: 6-15 40.0% 2nd half: 4-10 40.0% Game: 10-25 40.0%
FT % 1st Half: 13-16 81.3% 2nd half: 11-20 55.0% Game: 24-36 66.7%

Officials: Bruce Benedict, Kenneth Totten, John Dillon
Technical fouls: Piedmont Intermation-None. Coastal Carolina-None.
Attendance: 527

Score by periods	1st	2nd	Total
Piedmont Intermation	21	42	63
Coastal Carolina	51	49	100



Official Basketball Box Score -- Game Totals -- Final Statistics
North Carolina Central vs Coastal Carolina
12/10/16 7 p.m. at HTC Center

Game 11

North Carolina Central 67 • 6-4

#	Player	Total		3-Ptr		Rebounds			PF	TP	A TO Blk Stl				Min
		FG-FGA	FG-FGA	FT-FTA	FT-FTA	Off	Def	Tot			A	TO	Blk	Stl	
03	MADISON, Rashaun	*	6-14	4-12	2-3	1	2	3	0	18	0	0	0	1	36
05	DICKERSON, Delvin	*	1-3	0-1	0-0	3	2	5	1	2	0	0	0	0	15
11	GROF, Dajuan	*	4-14	3-9	0-0	1	1	2	1	11	2	5	0	0	37
10	CALE, Patrick	*	7-17	5-11	9-11	1	6	7	4	28	5	4	0	3	39
02	RANSOM, Will	*	0-3	0-0	0-0	3	4	7	3	0	0	0	0	2	30
41	WIGGINS, C.J.	*	0-0	0-0	0-0	0	0	0	0	0	0	0	0	0	1
13	RIVAS, Pablo	*	2-4	0-0	0-0	1	1	2	4	4	0	0	1	0	21
33	TRAPPS, Ron	*	1-7	0-5	2-2	0	1	1	3	4	2	0	0	0	21
Team						2	2	4							
Totals			21-62	12-38	13-16	12	19	31	16	67	9	9	1	6	200

FG % 1st Half: 12-32 37.5% 2nd half: 9-30 30.0% Game: 21-62 33.9% Deadball Rebounds 2
3FG % 1st Half: 7-22 31.8% 2nd half: 5-16 31.3% Game: 12-38 31.6%
FT % 1st Half: 1-2 50.0% 2nd half: 12-14 85.7% Game: 13-16 81.3%

Coastal Carolina 70 • 5-6

#	Player	Total		3-Ptr		Rebounds			PF	TP	A TO Blk Stl				Min
		FG-FGA	FG-FGA	FT-FTA	FT-FTA	Off	Def	Tot			A	TO	Blk	Stl	
05	Shaw, Jaylen	*	6-13	1-5	2-2	0	2	2	3	15	5	4	0	1	29
15	Bamba, Amidou	*	0-3	0-0	1-2	1	5	6	0	1	0	1	0	1	20
20	Beck, Demario	*	3-9	1-3	0-0	2	2	4	1	7	1	3	0	0	25
22	Wilson, Elijah	*	8-12	4-6	2-2	0	3	3	1	22	2	0	0	2	34
45	Ray-St Cyr, Colton	*	3-9	1-5	3-4	3	7	10	1	10	0	6	0	0	27
00	Robertson, Jaylan	*	0-3	0-2	0-0	0	1	1	0	0	2	0	0	0	11
02	Labinowicz, Artur	*	1-5	1-2	0-0	3	5	8	4	3	1	0	0	0	27
03	Williams-Powell, Jos	*	0-1	0-0	0-0	1	1	2	1	0	3	0	0	1	7
32	Coleman, Josh	*	6-6	0-0	0-0	3	2	5	3	12	1	1	0	0	20
Team						4	2	6							
Totals			27-61	8-23	8-10	16	30	46	14	70	15	15	0	5	200

FG % 1st Half: 15-32 46.



Official Basketball Box Score -- Game Totals -- Final Statistics
Wofford vs Coastal Carolina
12/19/16 7 p.m. at HTC Center

Game 13

Wofford 75 • 5-7

#	Player		Total		3-Ptr		Rebounds			PF	TP	A	TO	Blk	Stl	Min
			FG-FGA	FG-FGA	FT-FTA	Off	Def	Tot								
03	Fletcher Magee	*	9-18	7-13	2-3	1	5	6	0	27	4	3	0	0	35	
05	Eric Garcia	*	9-12	3-6	2-2	0	1	1	1	23	4	2	0	1	35	
20	Jaylen Allen	*	2-6	1-4	0-0	1	3	4	5	5	2	0	0	1	20	
33	Cameron Jackson	*	2-6	0-0	1-3	3	5	8	4	5	2	3	0	2	22	
35	Ryan Sawvell	*	2-8	0-2	1-3	2	2	4	0	5	1	1	0	0	29	
00	Dishon Lowery		0-0	0-0	0-0	0	1	1	1	0	0	0	0	0	10	
01	Derrick Brooks		0-0	0-0	0-0	0	0	0	2	0	1	0	0	1	10	
04	Donovan Theme-Love		0-1	0-1	0-0	0	0	0	0	0	2	0	0	1	4	
10	Nathan Hoover		2-2	2-2	0-0	0	1	1	3	6	1	0	0	0	17	
23	Justin Tucker		0-0	0-0	0-0	0	0	0	0	0	0	0	0	0	2	
50	Matthew Pegram		2-3	0-0	0-0	0	1	1	3	4	1	1	0	0	16	
Team						0	0	0								
Totals			28-56	13-28	6-11	7	19	26	19	75	18	10	0	6	200	
FG % 1st Half: 13-29			44.8%	2nd half: 15-27	55.6%	Game: 28-56	50.0%	Deadball								
3FG % 1st Half: 7-17			41.2%	2nd half: 6-11	54.5%	Game: 13-28	46.4%	Rebounds								
FT % 1st Half: 1-4			25.0%	2nd half: 5-7	71.4%	Game: 6-11	54.5%	2								

Coastal Carolina 74 • 5-8

#	Player	Total			3-Ptr			Rebounds			PF	TP	A	TO	Blk	Stl	Min
		FG	FGA	%	FG	FGA	%	Off	Def	Tot							
05	Shaw, Jaylen	* 7-13	0-4	5-6	2	2	4	1	19	2	2	0	1	29			
20	Beck, Demario	* 2-6	1-4	0-2	3	6	9	1	5	2	3	0	0	23			
22	Wilson, Elijah	* 3-10	1-5	1-1	1	2	3	1	8	2	2	0	0	27			
32	Coleman, Josh	* 3-6	0-0	0-0	1	1	2	1	6	0	0	0	0	27			
45	Ray-St Cyr, Colton	* 1-2	1-1	0-0	1	3	4	3	3	0	2	0	0	18			
00	Robertson, Jaylan	3-5	1-1	2-4	0	0	0	2	9	1	1	0	1	24			
02	Labinowicz, Artur	2-3	2-3	3-6	2	2	4	3	9	1	1	0	0	22			
03	Williams-Powell, Jos	7-9	1-2	0-0	2	6	8	5	15	0	2	0	1	23			
15	Bamba, Amidou	0-0	0-0	0-0	0	2	2	2	0	0	1	1	0	7			
Team					0	0	0										
Totals		28-54	7-20	11-19	12	24	36	19	74	8	15	1	3	200			
FG % 1st Half: 15-27		55.6%	2nd half: 13-27	48.1%	Game: 28-54	51.9%	Deadball		Rebounds								
3FG % 1st Half: 4-10		40.0%	2nd half: 3-10	30.0%	Game: 7-20	35.0%	3										
FT % 1st Half: 2-5		40.0%	2nd half: 9-14	64.3%	Game: 11-19	57.9%											

Officials: Raymond Natili, Kyle Regetz, Ray Acosta

Technical fouls: Wofford-None. Coastal Carolina-None.

Attendance: 1486

Score by periods	1st	2nd	Total
Wofford	34	41	75
Coastal Carolina	36	38	74

Last FG - WOF 2nd-00:17, CCU 2nd-00:01.

Largest lead - WOF by 7 1st-03:56, CCU by 7 1st-09:41.

WOF led for 20:28, CCU led for 15:15. Game was tied for 03:45.

Score tied - 5 times.
Lead changed - 11 times.



Official Basketball Box Score -- Game Totals -- Final Statistics
Coastal Carolina vs UT Arlington
12/31/16 4:30 PM at Arlington, TX

Game 14

Coastal Carolina 69 • 5-9, 0-1 Sun Bel

#	Player	Total			3-Ptr		Rebounds			PF	TP	A	TO	Blk	Stl	Min
		FG-FGA	FG-FGA	FT-FTA	Off	Def	Tot									
05	Shaw, Jaylen	*	6-13	2-7	4-5	1	4	5	0	18	7	1	0	0	28	
20	Beck, Demario	*	1-5	1-4	0-0	2	2	4	2	3	0	2	0	0	24	
22	Wilson, Elijah	*	2-9	1-6	0-0	1	2	3	0	5	1	3	0	3	29	
32	Coleman, Josh	*	0-0	0-0	0-0	1	4	5	5	0	0	2	1	21		
45	Ray-St Cyr, Colton	*	7-13	5-9	3-3	0	7	7	2	22	3	0	2	0	27	
00	Robertson, Jaylan		3-9	3-7	0-0	0	2	2	2	9	3	5	0	1	19	
02	Labinowicz, Artur		1-3	1-2	0-0	0	3	3	2	3	0	4	0	1	21	
03	Williams-Powell, Jos		1-4	0-2	1-2	0	1	1	4	3	0	2	0	1	16	
15	Bamba, Amidou		3-3	0-0	0-0	1	1	2	2	6	0	0	0	0	15	
Team						3	2	5								
Totals			24-59	13-37	8-10	9	28	37	19	69	14	17	4	7	200	
FG % 1st Half: 11-27		40.7%	2nd half: 13-32	40.6%	Game: 24-59	40.7%	Deadball									
3FG % 1st Half: 8-19		42.1%	2nd half: 5-18	27.8%	Game: 13-37	35.1%	Rebounds									
FT % 1st Half: 5-6		83.3%	2nd half: 3-4	75.0%	Game: 8-10	80.0%	1									

UT Arlington 90 • 11-3, 1-0 Sun Bel

#	Player	Total			3-Ptr			Rebounds			PF	TP	A	TO	Blk	Stl	Min
		FG-FGA	FG-FGA	FT-FTA	Off	Def	Tot										
25	Hervy, Kevin	r	6-17	3-9	1-2	3	6	9	0	16	1	1	1	1			28
45	Bilbao, Jorge	r	3-4	0-0	4-4	3	7	10	2	10	0	1	0	0			26
01	Neal, Erick	g	4-11	4-9	1-3	1	3	4	1	13	11	3	0	3			34
04	Charles, Drew	g	4-8	4-8	0-0	1	1	2	2	12	3	0	0	0			20
10	Jones, Jalen	g	3-10	1-4	1-1	3	2	5	1	8	1	1	0	0			27
02	Bryant, DJ		1-1	1-1	0-0	0	1	1	0	3	0	0	0	1			7
03	Hawkins, Nathan		3-6	2-4	2-2	0	0	0	1	10	0	0	0	0			13
00	Wilson, Kaelon		4-8	0-2	3-4	0	0	0	1	11	1	0	0	1			16
13	Kiris, Erkam		0-0	0-0	0-0	0	0	0	0	0	0	1	0	0			2
15	Muirhead, Scott		0-0	0-0	0-0	0	0	0	0	0	0	1	0	0			2
20	Harris, Julian		1-1	0-0	0-0	0	0	0	0	2	0	0	2	0			7
22	Kabadyundi, Link		1-1	0-0	1-1	2	2	4	1	3	0	1	0	0			6
30	Binzer, Patrick		0-0	0-0	0-0	0	0	0	0	0	0	0	0	0			2
34	Pope, Faith		1-2	0-1	0-0	0	3	3	0	2	1	0	0	0			10
	Team					1	2	3									
Totals			31-69	15-38	13-17	14	27	41	9	90	18	9	3	6			200
FG % 1st Half: 11-34		32.4%	2nd half: 20-35	57.1%	Game: 31-69	44.9%	Deadball										
3FG % 1st Half: 7-21		33.3%	2nd half: 8-17	47.1%	Game: 15-38	39.5%	Rebounds										
FT % 1st Half: 6-10		60.0%	2nd half: 7-7	100.0%	Game: 13-17	76.5%	0										

Officials: Raymond Natili, Douglas Simons, Kerbey Sittion

Technical fouls: Coastal Carolina-None. UT Arlington-None.

Attendance: 1892

Sun Belt Opener For Both Teams First Sun Belt Conference game for Coastal Caro

Score by periods	1st	2nd	Total
Coastal Carolina	35	34	69
UT Arlington	35	55	90



Official Basketball Box Score -- Game Totals -- Final Statistics
Coastal Carolina vs Texas State
01/07/17 7:05 P.M. at San Marcos, Texas - Strahan Coliseum

Game 15

Coastal Carolina 60 • 6-9, 1-1 SBC

#	Player	Total			Rebounds						A	TO	Blk	Stl	Min
		FG-FGA	3P-FGA	FT-FTA	Off	Def	Tot	PF	TP						
20	Beck, Demario	f 2-6	2-6	2-5	0	9	9	3	8	1	1	0	0	33	
32	Coleman, Josh	c 3-3	0-0	0-0	3	6	9	3	6	0	0	0	0	20	
05	Shaw, Jaylen	g 4-9	0-2	4-5	0	3	3	3	12	2	5	0	1	32	
22	Wilson, Elijah	g 3-7	2-3	1-2	1	1	2	2	9	2	0	0	0	31	
45	Ray-St Cyr, Colton	g 6-10	1-4	2-4	0	3	3	1	15	2	3	0	0	30	
00	Robertson, Jaylan	0-0	0-0	0-0	0	1	1	0	0	0	1	0	0	6	
02	Labinowicz, Artur	2-3	1-2	0-0	0	1	1	1	5	1	2	0	0	16	
03	Williams-Powell, Jos	0-1	0-0	0-0	1	0	1	3	0	0	2	0	0	7	
04	Adams, Christian	1-1	0-0	0-0	0	0	0	1	2	0	1	0	0	5	
15	Bamba, Amidou	1-4	0-0	1-1	1	4	5	2	3	2	0	0	0	20	
Team					1	2	3								
Totals		22-44	6-17	10-17	7	30	37	19	60	10	15	0	1	200	
FG % 1st Half: 10-24		41.7%	2nd half: 12-20	60.0%	Game: 22-44	50.0%			Deadball						
3FG % 1st Half: 2-8		25.0%	2nd half: 4-9	44.4%	Game: 6-17	35.3%			Rebounds						
FT % 1st Half: 2-3		66.7%	2nd half: 8-14	57.1%	Game: 10-17	58.8%			4						



Official Basketball Box Score -- Game Totals -- Final Statistics
 Little Rock vs Coastal Carolina
 01/09/17 7 p.m. at HTC Center

Game 17

Little Rock 63 • 11-6, 2-2 SBC

#	Player	Total		3-Ptr		Rebounds		PF	TP	A	TO	Blk	Stl	Min
		FG-FGA	FG-FGA	FT-FTA	FT-FTA	Off	Def							
10	Hill, Maurius	* 2-8	1-3	1-2	3 1 4	3	6	3	0	0	2	22		
12	Shoshi, Lis	* 4-9	1-2	1-1	2 4 6	2	10	0	0	1	2	30		
15	Billings, Stetson	* 0-2	0-1	0-0	0 2 2	0	0	1	1	0	0	12		
23	Osse, Kemy	* 2-9	1-6	2-2	1 4 5	1	7	1	0	1	0	29		
30	Burns, Deondre	* 7-13	3-6	0-0	0 6 6	0	17	1	0	0	1	26		
01	Jackson, Jalen	2-8	0-1	2-2	0 3 3	2	6	0	1	0	0	19		
03	Jones, Andre	0-0	0-0	0 0 0	0 0 0	1	0	0	1	1	0	5		
05	Black, Oliver	1-1	0-0	0-0	4 3 7	5	2	2	1	0	0	20		
13	Johnson Jr., Marcus	7-13	1-5	0 0 6	3 15 3	3	3	0	0	0	0	33		
20	Marcus, Ben	0-1	0-0	0-0	0 1 1	1	0	0	0	0	0	4		
Team					0 0 0									
Totals		25-64	7-24	6-7	10 30 40	18	63	11	8	3	5	200		
FG % 1st Half: 11-31		35.5%	2nd half: 14-33	42.4%	Game: 25-64	39.1%	Deadball							
3FG % 1st Half: 2-11		18.2%	2nd half: 5-13	38.5%	Game: 7-24	29.2%	Rebounds							
FT % 1st Half: 3-4		75.0%	2nd half: 3-3	100.0%	Game: 6-7	85.7%								

Coastal Carolina 66 • 8-9, 3-1 SBC

#	Player	Total		3-Ptr		Rebounds		PF	TP	A	TO	Blk	Stl	Min
		FG-FGA	FG-FGA	FT-FTA	FT-FTA	Off	Def							
05	Shaw, Jaylen	* 7-15	1-3	1-1	0 8 8	2	16	2	1	0	1	29		
20	Beck, Demario	* 6-13	2-5	1-4	4 6 10	2	15	2	0	1	0	28		
22	Wilson, Elijah	* 2-11	2-6	0-0	2 0 2	0	6	2	1	0	1	30		
32	Coleman, Josh	* 0-2	0-1	0-2	1 2 3	3	0	0	1	0	0	18		
45	Ray-St Cyr, Colton	* 3-8	1-3	0-1	0 4 4	0	7	0	1	1	1	26		
02	Labinowicz, Artur	0-1	0-1	0-0	1 2 3	0	0	0	0	0	0	13		
03	Williams-Powell, Jos	2-4	2-3	0-0	0 0 0	1	6	0	0	0	0	15		
10	Wiggins, Shivaughn	3-8	0-1	6-6	1 3 4	1	12	2	0	0	0	23		
15	Bamba, Amidou	2-2	0-0	0-1	3 3 6	2	4	0	4	0	0	18		
Team					1 1 2									
Totals		25-64	8-23	8-15	13 29 42	11	66	8	8	2	3	200		
FG % 1st Half: 15-38		39.5%	2nd half: 10-26	38.5%	Game: 25-64	39.1%	Deadball							
3FG % 1st Half: 7-15		46.7%	2nd half: 1-4	25.0%	Game: 8-23	34.8%	Rebounds							
FT % 1st Half: 1-2		50.0%	2nd half: 7-13	53.8%	Game: 8-15	53.3%								

Officials: Karl Hess, Kerby Sitton, Tommy Morrissey
 Technical fouls: Little Rock-None. Coastal Carolina-None.
 Attendance: 1292

Score by periods	1st	2nd	Total
Little Rock	27	36	63
Coastal Carolina	38	28	66



Official Basketball Box Score -- Game Totals -- Final Statistics
 Appalachian State vs Coastal Carolina
 1/14/17 4:30 p.m. at Conway, S.C. (HTC Center)

Game 18

Appalachian State 73 • 6-10, 1-4 (SBC)

#	Player	Total		3-Ptr		Rebounds		PF	TP	A	TO	Blk	Stl	Min
		FG-FGA	FG-FGA	FT-FTA	FT-FTA	Off	Def							
05	Griffin Kinney	r 5-10	0-0	1-3	1 7 8	3	11	1	5	0	0	16		
32	Tyrell Johnson	r 3-6	0-1	2-2	1 1 2	4	8	0	0	2	1	22		
02	Ronshad Shabazz	g 6-19	1-7	4-5	1 4 5	2	17	4	0	0	1	37		
11	Emarius Logan	g 2-7	2-7	5-6	0 1 1	3	11	3	1	0	0	32		
25	Jake Babic	g 0-3	0-3	0-0	1 4 5	1	0	3	1	0	0	17		
00	Isaac Johnson	g 3-8	1-4	2-2	3 6 9	4	9	1	2	0	0	25		
10	Patrick Good	2-6	2-6	2-2	0 2 2	2	8	3	0	0	0	25		
14	Bennett Holley	1-1	1-1	0-0	0 0 0	2	3	0	0	0	0	2		
15	Jake Wilson	0-0	0-0	0 0 0	0 0 0	0	0	0	0	0	0	2		
24	Craig Hinton	2-6	2-4	0-0	4 4 8	2	6	0	0	0	1	22		
Team					2 0 2									
Totals		24-66	9-33	16-20	13 29 42	23	73	15	9	2	3	200		
FG % 1st Half: 11-29		37.9%	2nd half: 13-37	35.1%	Game: 24-66	36.4%	Deadball							
3FG % 1st Half: 4-13		30.8%	2nd half: 5-20	25.0%	Game: 9-31	27.3%	Rebounds							
FT % 1st Half: 7-8		87.5%	2nd half: 9-12	75.0%	Game: 16-20	80.0%								

Coastal Carolina 85 • 9-9, 4-1 (SBC)

#	Player	Total		3-Ptr		Rebounds		PF	TP	A	TO	Blk	Stl	Min
		FG-FGA	FG-FGA	FT-FTA	FT-FTA	Off	Def							
20	Beck, Demario	r 3-6	0-3	2-2	1 6 7	4	8	0	1	1	0	27		
15	Bamba, Amidou	c 5-8	0-0	2-3	3 3 6	1	12	0	0	3	0	26		
05	Shaw, Jaylen	g 5-8	2-3	8-8	0 3 3	4	20	1	0	0	0	21		
22	Wilson, Elijah	g 5-12	4-10	5-6	1 5 6	2	19	1	3	0	1	33		
45	Ray-St Cyr, Colton	g 1-7	0-1	2-2	0 3 3	3	4	3	0	0	0	28		
02	Labinowicz, Artur	2-4	0-1	1-2	2 3 5	1	5	2	1	0	0	17		
03	Williams-Powell, Jos	0-4	0-0	0-0	1 0 1	0	0	0	0	0	0	6		
10	Wiggins, Shivaughn	5-10	1-3	4-10	1 4 5	2	15	3	0	0	0	31		
32	Coleman, Josh	1-2	0-0	0-1	2 2 4	3	2	0	1	1	0	11		
Team					1 2 3									
Totals		27-61	7-21	24-34	12 31 43	20	85	10	6	5	1	200		
FG % 1st Half: 15-33		45.5%	2nd half: 12-28	42.9%	Game: 27-61	44.3%	Deadball							
3FG % 1st Half: 4-13		30.8%	2nd half: 2-8	25.0%	Game: 7-21	33.3%	Rebounds							
FT % 1st Half: 9-12		75.0%	2nd half: 15-22	68.2%	Game: 24-34	70.6%								

Officials: Byron Evans, Nathan Bernis, Nelson Santiago
 Technical fouls: Appalachian State-None. Coastal Carolina-None.
 Attendance: 1950

Score by periods	1st	2nd	Total
Appalachian State	33	40	73
Coastal Carolina	44	41	85



Official Basketball Box Score -- Game Totals -- Final Statistics
 Coastal Carolina vs Georgia State
 01/21/17 2:15 p.m. at GSU Sports Arena/Atlanta, Ga.

Game 19

Coastal Carolina 56 • 9-10, 4-2 SBC

#	Player	Total		3-Ptr		Rebounds		PF	TP	A	TO	Blk	Stl	Min
		FG-FGA	FG-FGA	FT-FTA	FT-FTA	Off	Def							
20	Beck, Demario	r 1-9	0-3	0-0	3 0 3	3	2	0	0	1	1	21		
32	Coleman, Josh	c 0-3	0-0	0-0	2 2 4	0	0	0	1	1	0	23		
05	Shaw, Jaylen	g 3-10	1-6	0-0	1 2 3	2	7	5	3	1	0	34		
22	Wilson, Elijah	g 2-9	2-8	0-0	0 2 2	1	6	1	1	1	0	23		
45	Ray-St Cyr, Colton	g 7-14	4-9	2-2	3 9 12	2	20	1	1	0	2	22		
01	Holmes Jr, Kevin	1-3	0-1	0-0	0 1 1	0	2	0	1	0	0	4		
02	Labinowicz, Artur	1-6	1-3	1-2	3 3 6	1	4	2	0	0	1	19		
03	Williams-Powell, Jos	1-4	0-0	0 0 0	0 0 0	0	2	2	1	0	0	14		
04	Adams, Christian	0-1	0-0	0-0	0 0 0	0	0	0	0	0	0	1		
10	Wiggins, Shivaughn	1-7	1-5	2-2	1 3 4	1	5	2	2	0	0	24		
15	Bamba, Amidou	4-4	0-0	0-2	0 3 3	0	8	0	0	0	0	15		
Team					3 2 5									
Totals		21-70	9-35	5-8	16 27 43	10	56	13	11	4	4	200		
FG % 1st Half: 7-36		19.4%	2nd half: 14-34	41.2%	Game: 21-70	30.0%	Deadball							
3FG % 1st Half: 2-18		11.1%	2nd half: 7-17	41.2%	Game: 9-35	25.7%	Rebounds							
FT % 1st Half: 1-4		25.0%	2nd half: 4-4	100.0%	Game: 5-8	62.5%								

Georgia State 76 • 11-7, 4-2 SBC

||
||
||

2016-17 SEASON BOX SCORES



Official Basketball Box Score -- Game Totals -- Final Statistics
Texas State vs Coastal Carolina
01/28/17 4:30 p.m. at HTC Center

Game 21

Texas State 52 • 12-8, 5-3 SBC

#	Player	Total		3-Ptr		Rebounds			PF	TP	A	TO	Blk	Stl	Min
		FG-FGA	FG-FGA	FT-FTA	FT-FTA	Off	Def	Tot							
01	Gilder-Tilbury, K.	r	7-17	1-6	3-4	3	4	7	3	18	1	5	0	4	36
33	King, Immanuel	r	1-4	0-0	5-7	3	5	8	3	7	0	1	1	1	31
00	Conley, Bobby	f	2-10	1-5	2-2	0	6	6	2	7	1	0	0	2	33
05	Black, Ojai	g	4-4	1-1	0-0	0	2	2	2	9	0	2	0	0	29
22	Pearson, Nijal	g	4-11	1-4	0-0	1	6	7	0	9	1	4	0	2	34
10	Blount, Tyler	g	0-2	0-2	0-0	0	1	1	0	0	0	0	0	0	7
13	Starwood, Maxwell	g	0-2	0-0	0-0	2	0	2	2	0	0	1	0	0	7
23	Davis, Marlin	g	1-3	0-2	0-0	0	1	1	2	2	1	0	0	0	11
55	Prijovic, Nedeljko	g	0-3	0-2	0-1	1	1	2	0	0	0	0	0	0	12
Team						2	1	3							
Totals			19-56	4-22	10-14	12	27	39	14	52	4	14	1	9	200
FG % 1st Half:		10-31	32.3%	2nd half:	9-25	36.0%	Game:	19-56	33.9%	Deadball					
3FG % 1st Half:		2-12	16.7%	2nd half:	2-10	20.0%	Game:	4-22	18.2%	Rebounds					
FT % 1st Half:		4-4	100.0%	2nd half:	6-10	60.0%	Game:	10-14	71.4%	2					

Coastal Carolina 50 • 9-12, 4-4 SBC

#	Player	Total		3-Ptr		Rebounds			PF	TP	A	TO	Blk	Stl	Min
		FG-FGA	FG-FGA	FT-FTA	FT-FTA	Off	Def	Tot							
15	Bamba, Amidou	r	0-3	0-0	0-0	0	3	3	3	0	0	3	0	0	17
20	Beck, Demario	r	6-12	0-5	0-1	4	7	11	2	12	0	1	2	1	34
05	Shaw, Jaylen	g	4-12	1-4	0-0	2	2	2	2	9	1	3	0	1	32
22	Wilson, Elijah	g	6-10	4-6	0-0	1	3	4	0	16	0	3	1	1	35
45	Ray-St Cyr, Colton	*	0-7	0-1	0-0	2	6	8	3	0	2	1	0	0	33
02	Labinowicz, Artur	g	1-1	1-1	0-0	0	3	3	2	3	0	1	1	0	13
10	Wiggins, Shivaughn	g	2-5	0-2	6-9	0	2	2	0	10	5	5	0	1	25
32	Coleman, Josh	g	0-0	0-0	0-0	0	1	1	2	0	0	1	0	0	11
Team						0	0	0							
Totals			19-50	6-19	6-10	7	27	34	14	50	8	18	4	4	200
FG % 1st Half:		8-20	40.0%	2nd half:	11-30	36.7%	Game:	19-50	38.0%	Deadball					
3FG % 1st Half:		4-9	44.4%	2nd half:	2-10	20.0%	Game:	6-19	31.6%	Rebounds					
FT % 1st Half:		5-6	83.3%	2nd half:	1-4	25.0%	Game:	6-10	60.0%	1					

Officials: Jeremy Mosier, Brad Stodghill, Mick Fieldbinder
Technical fouls: Texas State-None. Coastal Carolina-None.
Attendance: 2070

Score by periods	1st	2nd	Total
Texas State	26	26	52
Coastal Carolina	25	25	50



Official Basketball Box Score -- Game Totals -- Final Statistics
UT Arlington vs Coastal Carolina
01/30/17 7 p.m. at HTC Center

Game 22

UT Arlington 70 • 16-6, 6-3 SBC

#	Player	Total		3-Ptr		Rebounds			PF	TP	A	TO	Blk	Stl	Min
		FG-FGA	FG-FGA	FT-FTA	FT-FTA	Off	Def	Tot							
25	Hervey, Kevin	r	9-12	3-5	2-3	1	11	12	2	23	2	2	0	1	31
45	Bilbao, Jorge	g	2-3	0-0	4-5	4	9	13	4	8	3	1	0	0	30
01	Neal, Erick	g	3-11	2-9	2-2	1	3	4	4	10	3	3	0	0	33
04	Charles, Drew	g	3-6	1-4	0-0	0	1	1	3	7	1	0	0	1	24
10	Jones, Jalen	g	3-16	0-7	2-3	3	3	6	1	8	1	0	0	1	23
02	Bryant, DJ	g	0-0	0-0	0-0	0	0	0	2	0	0	0	0	0	7
03	Hawkins, Nathan	g	1-5	0-2	1-2	1	1	2	2	3	0	1	0	1	14
05	Wilson, Kaelon	g	2-10	1-4	2-2	1	1	2	2	7	1	0	0	0	19
20	Harris, Julian	g	1-4	0-0	0-1	1	0	1	1	2	0	0	0	0	10
22	Kabadyundi, Link	g	0-0	0-0	0-0	0	0	0	1	0	0	0	0	0	0+
34	Pope, Faith	g	1-4	0-2	0-0	0	0	0	2	2	0	2	1	1	9
Team						1	1	2							
Totals			25-71	7-33	13-18	13	30	43	24	70	11	9	1	5	200
FG % 1st Half:		11-37	29.7%	2nd half:	14-34	41.2%	Game:	25-71	35.2%	Deadball					
3FG % 1st Half:		4-18	22.2%	2nd half:	3-15	20.0%	Game:	7-33	21.2%	Rebounds					
FT % 1st Half:		4-6	66.7%	2nd half:	9-12	75.0%	Game:	13-18	72.2%	2					

Coastal Carolina 72 • 10-12, 5-4 SBC

#	Player	Total		3-Ptr		Rebounds			PF	TP	A	TO	Blk	Stl	Min
		FG-FGA	FG-FGA	FT-FTA	FT-FTA	Off	Def	Tot							
15	Bamba, Amidou	r	0-0	0-0	0-0	0	2	2	0	0	0	1	0	0	2
20	Beck, Demario	r	4-9	0-5	7-12	4	12	16	2	15	0	0	1	0	29
05	Shaw, Jaylen	g	6-11	1-4	7-9	0	5	5	1	20	4	2	0	0	30
22	Wilson, Elijah	g	4-9	2-7	0-0	0	1	1	3	10	1	2	0	1	25
45	Ray-St Cyr, Colton	g	2-6	2-3	2-2	1	6	7	5	8	1	1	1	0	27
01	Holmes Jr, Kevin	g	1-8	1-6	1-2	3	1	4	1	4	0	2	0	0	14
02	Labinowicz, Artur	g	1-5	0-4	0-0	1	1	2	0	2	0	1	0	2	24
03	Williams-Powell, Jos	g	2-3	0-0	0-0	3	4	7	2	4	0	1	0	0	12
04	Adams, Christian	g	0-0	0-0	0-0	0	0	0	1	0	0	1	0	0	2
10	Wiggins, Shivaughn	g	2-8	1-4	4-7	1	2	3	1	9	2	2	0	0	35
Team						2	2	4							
Totals			22-59	7-33	21-32	15	36	51	16	72	8	13	2	3	200
FG % 1st Half:		9-30	30.0%	2nd half:	13-29	44.8%	Game:	22-59	37.3%	Deadball					
3FG % 1st Half:		3-21	14.3%	2nd half:	4-12	33.3%	Game:	7-33	21.2%	Rebounds					
FT % 1st Half:		14-15	93.3%	2nd half:	7-17	41.2%	Game:	21-32	65.6%	3					

Officials: Michael Stuart, Brent Hampton, Kerry Sitton
Technical fouls: UT Arlington-None. Coastal Carolina-None.
Attendance: 1701

Score by periods	1st	2nd	Total
UT Arlington	30	40	70
Coastal Carolina	35	37	72



Official Basketball Box Score -- Game Totals -- Final Statistics
Coastal Carolina vs Little Rock
2/4/17 6 p.m. at Little Rock, Ark. (Jack Stephens Center)

Game 23

Coastal Carolina 82 • 11-12, 6-4 SBC

#	Player	Total		3-Ptr		Rebounds			PF	TP	A	TO	Blk	Stl	Min
		FG-FGA	FG-FGA	FT-FTA	FT-FTA	Off	Def	Tot							
05	Shaw, Jaylen	*	7-9	1-2	6-7	0	5	5	2	21	2	7	0	2	32
10	Wiggins, Shivaughn	*	3-8	2-5	1-2	0	1	1	1	9	5	3	0	0	33
20	Beck, Demario	*	5-9	2-3	0-0	1	2	3	4	12	1	0	0	1	29
22	Wilson, Elijah	*	2-6	0-1	0-0	0	3	3	4	4	0	1	0	0	27
45	Ray-St Cyr, Colton	*	6-9	1-3	3-3	0	7	7	2	16	2	1	0	1	28
01	Holmes Jr, Kevin	g	1-2	0-1	0-0	1	1	2	2	2	0	0	0	0	13
02	Labinowicz, Artur	g	3-6	2-3	6-6	0	3	3	2	14	0	0	0	0	25
03	Williams-Powell, Jos	g	2-2	0-0	0-0	1	0	1	1	4	1	0	0	0	9
15	Bamba, Amidou	g	0-1	0-0	0-0	0	1	1	0	0	0	0	1	0	4
Team						2	1	3							
Totals			29-52	8-18	16-18	5	24	29	18	82	11	12	1	4	200
FG % 1st Half:		12-25	48.0%	2nd half:	17-27	63.0%	Game:	29-52	55.8%	Deadball					
3FG % 1st Half:		3-9	33.3%	2nd half:	5-9	55.6%	Game:	8-18	44.4%	Rebounds					
FT % 1st Half:		4-5	80.0%	2nd half:	12-13	92.3%	Game:	16-18	88.9%	1					

Little Rock 75 • 12-11, 3-7 SBC

#	Player	Total		3-Ptr		Rebounds			PF	TP	
---	--------	-------	--	-------	--	----------	--	--	----	----	--



Official Basketball Box Score -- Game Totals -- Final Statistics
Georgia Southern vs Coastal Carolina
02/11/17 4:30 p.m. at HTC Center

Game 25

Georgia Southern 70 • 16-9, 9-3 SBC

#	Player	Total		3-Ptr		Rebounds			PF	TP	A	TO	Blk	Stl	Min
		FG-FGA	FG-FGA	FT-FTA	FT-FTA	Off	Def	Tot							
00	Glenn, Montae	1-1	0-0	3-4	3-4	1	4	5	3	5	0	0	0	0	16
02	Hughes, Mike	4-10	3-7	3-5	0	3	3	4	14	1	1	0	0	31	
03	Smith, Ike	8-18	4-7	5-6	0	4	4	3	25	1	2	2	1	33	
04	Brown, Tookie	1-7	0-1	5-8	0	1	1	2	7	6	2	0	1	35	
10	Allsmiller, Jake	3-8	3-8	0-0	0	3	3	0	9	0	3	0	1	26	
01	Boykins, Devonte	2-5	1-4	0-2	0	0	0	0	5	2	0	0	2	20	
05	Gladden, B.J.	0-2	0-0	1-2	0	2	2	2	1	0	0	0	0	12	
11	O'Connell, Shawn	0-0	0-0	2-2	0	2	2	3	2	0	0	0	0	12	
14	Simmons, Coye	1-1	0-0	0-0	1	2	3	1	2	0	0	0	0	15	
	Team					1	0	1							
Totals		20-52	11-27	19-29		3	21	24	18	70	10	8	2	5	200
FG % 1st Half: 10-27		37.0%	2nd half: 10-25	40.0%	Game: 20-52	38.5%	Deadball								
3FG % 1st Half: 5-12		41.7%	2nd half: 6-15	40.0%	Game: 11-27	40.7%	Rebounds								
FT % 1st Half: 12-14		85.7%	2nd half: 7-15	46.7%	Game: 19-29	65.5%	4								

Coastal Carolina 82 • 12-13, 7-5 SBC

#	Player	Total		3-Ptr		Rebounds			PF	TP	A	TO	Blk	Stl	Min
		FG-FGA	FG-FGA	FT-FTA	FT-FTA	Off	Def	Tot							
20	Beck, Demario	3-6	0-3	1-2	4	6	10	4	7	1	0	0	0	17	
45	Ray-St Cyr, Colton	6-12	2-6	2-2	3	7	10	3	16	3	6	0	0	33	
05	Shaw, Jaylen	5-10	3-6	3-4	0	2	2	1	16	3	4	0	2	32	
10	Wiggins, Shivaughn	6-15	1-3	0-0	0	5	5	2	13	3	0	0	0	34	
22	Wilson, Elijah	3-8	2-5	5-6	0	2	2	3	13	1	2	0	2	31	
00	Robertson, Jaylan	0-0	0-0	0-0	0	0	0	0	0	0	0	0	0	2	
01	Holmes Jr, Kevin	0-0	0-0	0-0	0	2	2	0	0	0	0	0	0	7	
02	Labinowicz, Artur	3-5	1-2	1-3	1	4	5	2	8	1	0	1	1	21	
03	Williams-Powell, Jos	3-3	0-0	1-2	1	3	4	4	7	0	0	0	0	19	
15	Bamba, Amidou	1-1	0-0	0-0	0	0	0	0	2	0	0	1	0	4	
	Team					2	4	6							
Totals		30-60	9-25	13-19		11	35	46	19	82	12	12	2	5	200
FG % 1st Half: 16-29		55.2%	2nd half: 14-31	45.2%	Game: 30-60	50.0%	Deadball								
3FG % 1st Half: 6-14		42.9%	2nd half: 3-11	27.3%	Game: 9-25	36.0%	Rebounds								
FT % 1st Half: 6-9		66.7%	2nd half: 7-10	70.0%	Game: 13-19	68.4%	4								

Officials: Rick Hartzell, Antoine Dawkins, Nomi Kidwai
Technical fouls: Georgia Southern-None. Coastal Carolina-None.
Attendance: 2050

Score by periods	1st	2nd	Total
Georgia Southern	37	33	70
Coastal Carolina	44	38	82



Official Basketball Box Score -- Game Totals -- Final Statistics
Georgia State vs Coastal Carolina
02/13/17 7 p.m. at HTC Center

Game 26

Georgia State 64 • 16-9, 9-4 SBC

#	Player	Total		3-Ptr		Rebounds			PF	TP	A	TO	Blk	Stl	Min
		FG-FGA	FG-FGA	FT-FTA	FT-FTA	Off	Def	Tot							
01	Hollowell, Jeremy	7-13	1-5	1-2	0	6	9	4	16	0	3	1	0	30	
23	Session, Jordan	3-6	1-2	5-6	1	5	6	5	12	0	3	1	1	30	
02	Benlevi, Malik	1-2	0-1	0-0	0	4	4	3	2	2	1	0	0	23	
11	Williams, Isaiah	5-12	0-4	4-4	0	5	5	0	14	2	1	0	1	32	
15	Simmons, D/Marcus	3-7	1-2	3-4	2	2	4	2	10	2	2	0	0	33	
04	Dennis, Isaiah	2-4	0-0	1-1	0	2	2	3	5	0	0	0	1	12	
21	Clayton, Willie	1-3	0-0	0-0	3	0	3	3	2	0	1	1	0	10	
24	Mitchell, Devin	1-3	1-3	0-0	0	2	2	0	3	0	0	0	0	9	
30	Thomas, Jeff	0-2	0-0	0-0	1	1	2	0	0	0	0	2	0	21	
	Team					0	0	0							
Totals		23-52	4-17	14-17		7	27	34	20	64	6	11	5	3	200
FG % 1st Half: 13-29		44.8%	2nd half: 10-23	43.5%	Game: 23-52	44.2%	Deadball								
3FG % 1st Half: 1-11		9.1%	2nd half: 3-6	50.0%	Game: 4-17	23.5%	Rebounds								
FT % 1st Half: 2-2		100.0%	2nd half: 12-15	80.0%	Game: 14-17	82.4%	2								

Coastal Carolina 65 • 13-13, 8-5 SBC

#	Player	Total		3-Ptr		Rebounds			PF	TP	A	TO	Blk	Stl	Min
		FG-FGA	FG-FGA	FT-FTA	FT-FTA	Off	Def	Tot							
20	Beck, Demario	5-10	0-0	5-7	3	6	9	1	15	1	0	0	1	31	
05	Shaw, Jaylen	3-6	3-5	2-2	0	0	0	1	11	0	3	0	0	30	
10	Wiggins, Shivaughn	2-5	1-3	2-3	0	1	1	1	7	5	1	0	1	37	
22	Wilson, Elijah	4-14	4-12	3-3	2	1	3	2	15	2	1	0	0	35	
45	Ray-St Cyr, Colton	4-7	1-4	4-4	1	6	7	5	13	1	2	0	0	28	
01	Holmes Jr, Kevin	0-0	0-0	0-0	0	3	3	2	0	0	0	0	0	6	
02	Labinowicz, Artur	1-7	0-2	0-1	4	6	10	2	2	1	3	0	1	24	
03	Williams-Powell, Jos	0-5	0-0	2-3	1	0	1	1	2	0	3	1	0	9	
	Team					0	0	0							
Totals		19-54	9-26	18-23		11	23	34	15	65	10	13	1	3	200
FG % 1st Half: 7-29		24.1%	2nd half: 12-25	48.0%	Game: 19-54	35.2%	Deadball								
3FG % 1st Half: 4-14		28.6%	2nd half: 5-12	41.7%	Game: 9-26	34.6%	Rebounds								
FT % 1st Half: 7-7		100.0%	2nd half: 11-16	68.8%	Game: 18-23	78.3%	2								

Officials: Anthony Jordan, Chuck Jones, Landon Brandes
Technical fouls: Georgia State-None. Coastal Carolina-None.
Attendance: 2061

Score by periods	1st	2nd	Total
Georgia State	29	35	64
Coastal Carolina	25	40	65



Official Basketball Box Score -- Game Totals -- Final Statistics
Coastal Carolina vs Troy
2/18/17 4:30 p.m. at Troy, Ala. (Trojan Arena)

Game 27

Coastal Carolina 78 • 13-14, 8-6

#	Player	Total		3-Ptr		Rebounds			PF	TP	A	TO	Blk	Stl	Min
		FG-FGA	FG-FGA	FT-FTA	FT-FTA	Off	Def	Tot							
20	Beck, Demario	3-4	0-1	1-2	3	1	4	4	7	0	1	1	0	17	
05	Shaw, Jaylen	2-6	1-3	2-2	0	0	0	1	7	5	3	0	1	28	
10	Wiggins, Shivaughn	5-9	4-6	0-0	1	1	2	0	14	1	2	0	1	28	
22	Wilson, Elijah	5-11	4-10	3-3	0	1	1	1	17	0	1	0	1	27	
45	Ray-St Cyr, Colton	3-11	1-5	0-0	1	7	8	2	7	4	1	0	0	26	
00	Robertson, Jaylan	0-2	0-2	0-0	0	0	0	0	1	0	2	1	0	10	
01	Holmes Jr, Kevin	0-2	0-2	0-0	0	1	1	1	0	0	0	0	0	7	
02	Labinowicz, Artur	3-9	3-8	0-0	1	2	3	1	9	2	3	0	0	18	
03	Williams-Powell, Jos	3-5	0-0	2-2	1	1	2	1	8	0	0	1	1	9	
04	Adams, Christian	1-2	0-0	0-0	0	0	0	0	1	2	0	0	0	3	
12	Enanga, Michel	3-3	0-0	1-1	1	3	4	3	7	0	1	0	1	6	
15	Bamba, Amidou	0-0	0-0	0-0	1	2	3	4	0	0	1	2	0	11	
	Team					2	4	6							
Totals		28-64	13-37	9-10		11	21	32	20	78	14	14	4	6	190
FG % 1st Half: 13-26		50.0%	2nd half: 15-38	39.5%	Game: 28-64	43.8%	Deadball								
3FG % 1st Half: 8-15		53.3%	2nd half: 5-22	22.7%	Game: 13-37	35.1%	Rebounds								
FT % 1st Half: 3-4		75.0%	2nd half: 6-6	100.0%	Game: 9-10	90.0%	0								

2016-17 SEASON BOX SCORES



Official Basketball Box Score -- Game Totals -- Final Statistics
Louisiana vs Coastal Carolina
02/25/17 4:30 p.m. at HTC Center



Game 29

Louisiana 79 • 17-11, 7-8 SBC

#	Player	Total		3-Ptr		Rebounds									
		FG-FGA	FG-FGA	FT-FTA	FT-FTA	Off	Def	Tot	PF	TP	A	To	Blk	Stl	Min
03	Miller, Justin	F	4-6	2-4	3-3	1	3	4	3	13	1	1	0	0	26
32	Washington, Bryce	F	4-5	0-0	1-2	5	6	11	3	9	4	2	1	2	38
01	Wright, Jay	F	3-8	2-5	1-3	1	3	4	1	9	4	3	0	3	37
04	Bartley IV, Frank	F	6-15	2-8	5-8	1	3	4	3	19	1	3	0	1	35
22	Stove, Johnathan	F	6-13	0-1	2-2	2	3	5	5	14	2	2	0	0	26
05	Evans, Kadavion	F	1-4	1-4	0-0	0	0	0	1	3	1	1	0	0	9
11	Davis, Jerekius	F	2-3	0-1	0-0	2	0	2	1	4	0	0	0	0	6
15	Hardy, PJ	F	1-3	0-2	2-2	0	1	1	0	4	1	0	1	0	5
25	Brown, Roydell	F	1-1	0-0	0-0	2	1	3	2	2	2	1	0	0	15
33	Stalcup, Larenz	F	1-1	0-0	0-0	0	1	1	0	2	0	0	0	0	3
Team						0	1	1							
Totals			29-59	7-25	14-20	14	22	36	19	79	16	13	2	6	200
FG % 1st Half: 15-31		48.4%	2nd half: 14-28	50.0%	Game: 29-59	49.2%									Deadball
3FG % 1st Half: 6-15		40.0%	2nd half: 1-10	10.0%	Game: 7-25	28.0%									Rebounds
FT % 1st Half: 3-5		60.0%	2nd half: 11-15	73.3%	Game: 14-20	70.0%									3.

Coastal Carolina 77 • 14-15, 9-7 SBC

#	Player		Total		3-Ptr		Rebounds					A	T	Blk	Stl	Min
			FG-FGA	%FGA	FG-FGA	%FGA	Off	Def	Tot	PF	TP					
20	Beck, Demario	F	4-9	1-4	1-8	5	6	11	3	10	0	3	2	1	33	
02	Labinowicz, Artur	F	2-3	1-2	2-4	2	1	3	2	7	2	2	0	1	20	
05	Shaw, Jaylen	F	9-13	3-3	1-1	0	4	4	2	22	0	0	0	1	34	
22	Wilson, Elijah	F	4-11	3-7	2-2	0	2	2	1	13	2	2	0	1	31	
45	Ray-St Cyr, Colton	F	2-7	0-1	2-2	1	2	3	4	6	3	0	1	0	27	
01	Holmes Jr, Kevin	F	0-1	0-1	0-0	0	0	0	0	0	0	0	0	0	1	
03	Williams-Powell, Jos	F	0-0	0-0	0-0	0	1	1	1	0	0	2	0	0	5	
10	Wiggins, Shivaughn	F	4-7	0-1	5-6	1	2	3	1	13	3	1	0	2	35	
12	Enanga, Michel	F	2-5	0-1	0-0	0	0	0	1	4	0	1	0	0	11	
15	Bamba, Amidou	F	1-1	0-0	0-0	1	0	1	0	2	0	0	0	0	3	
32	Coleman, Josh	F	0-0	0-0	0-0	0	0	0	0	0	0	0	0	0	0+	
Team						1	1	2			1					
Totals			28-57	8-20	13-23	11	19	30	15	77	10	12	3	6	200	
FG % 1st Half: 12-29			41.4%	2nd half: 16-28	57.1%	Game: 28-57		49.1%	Deadball Rebounds 5							
3FG % 1st Half: 5-14			35.7%	2nd half: 3-6	50.0%	Game: 8-20		40.0%								
FT % 1st Half: 5-9			55.6%	2nd half: 8-14	57.1%	Game: 13-23		56.5%								

Officials: Ray Acosta, Alan Spainhour, Evan Berg
Technical fouls: Louisiana-None. Coastal Carolina-None.
Attendance: 1512

Score by periods	1st	2nd	Total
Louisiana	39	40	79
Coastal Carolina	34	43	77



Official Basketball Box Score -- Game Totals -- Final Statistics
Louisiana Monroe vs Coastal Carolina
02/27/17 7 p.m. at HTC Center



Game 30

Louisiana Monroe 72 • 8-21, 2-14 SBC

#	Player		Total			3-Ptr			Rebounds			PF	TP	A	TO	Blk	Stl	Min
			FG	FGA	FG%	FG	FGA	FG%	Off	Def	Total							
01	Munnings, Travis	f	3-9	2-3	4-4	1	8	9	3	12	1	0	0	1	38			
03	McDaniel, Sam	f	4-12	1-7	4-4	1	5	6	3	13	2	2	0	0	27			
04	Alabakis, Sam	c	0-1	0-0	0-0	1	0	1	0	0	0	0	0	0	13			
03	Washington, Marcus	f	5-10	1-3	2-2	1	1	2	4	13	1	4	0	0	38			
11	Coppola, Nick	g	4-8	4-8	0-0	1	7	8	1	12	5	2	0	0	27			
05	Jean-Pierre, Marvin	f	4-11	1-4	5-7	4	2	6	4	14	3	1	0	0	29			
14	Cooper, Prince	f	1-2	0-0	0	0	0	0	1	2	0	1	0	1	8			
23	Harris, Jordan	1-2	1-2	0-0	0	0	0	0	0	3	0	0	0	0	5			
24	Taylor, Roderick	0-2	0-0	0-0	0	0	1	1	0	0	0	0	0	0	4			
25	Martin, Wade	1-4	1-4	0-0	0	0	3	3	3	3	0	0	0	0	11			
	Team																	
	Totals		23-61	11-31	15-17	12	29	41	19	72	12	10	0	2	200			
	FG % 1st Half:	13-32	40.6%	2nd half:	10-29	34.5%	Game:	23-61	37.7%									
	3FG % 1st Half:	5-14	35.7%	2nd half:	1-17	5.9%	Game:	11-31	35.5%									
	FT % 1st Half:	4-4	100%	2nd half:	11-13	84.6%	Game:	15-17	88.2%									

Coastal Carolina 77 • 15-15, 10-7 SBC

#	Player		Total		3-Ptr		Rebounds				PF	TP	A	T	Blk	Stl	Min
			FG-FGA	FG-FGA	FT-FTA	Off	Def	Total									
12	Enanga, Michel	F	0-0	0-0	0-0	0	0	0	0	0	0	0	0	0	0	2	
05	Shaw, Jaylen	B	4-12	1-4	4-5	0	5	5	2	13	7	1	0	0	2	35	
10	Wiggins, Shivaughn	B	7-11	1-2	3-5	1	3	4	0	18	2	0	0	1	33		
22	Wilson, Elijah	B	4-13	1-8	2-2	0	1	1	1	11	3	0	0	0	32		
45	Ray-St Cyr, Colton	B	7-10	1-2	1-2	1	8	9	4	16	0	0	1	3	39		
02	Labinowicz, Artur	B	2-4	2-4	2-2	0	4	4	3	8	1	1	0	0	21		
15	Bamba, Amidou	B	3-3	0-0	3-5	1	1	2	3	9	0	0	1	0	15		
20	Beck, Demario	B	1-3	0-1	0-0	0	4	4	4	2	0	1	1	0	23		
	Team					1	1	2									
	Totals		28-56	6-21	15-21	4	27	31	17	77	13	3	3	6	200		
	FG % 1st Half:	12-26	46.2%	2nd half:	16-30	53.3%	Game:	28-56	50.0%							Doubleball	
	3FG % 1st Half:	4-12	33.3%	2nd half:	2-9	22.2%	Game:	6-21	28.6%							Rebound 1	
	FT % 1st Half:	7-11	63.6%	2nd half:	8-10	80.0%	Game:	15-21	71.4%								

Officials: Tony Greene, Mike Millione, Rick Hartzell
Technical fouls: Louisiana Monroe-None. Coastal Carolina-None.
Attendance: 1555

Score by periods	1st	2nd	Total
Louisiana Monroe	35	37	72
Coastal Carolina	35	42	77



Official Basketball Box Score -- Game Totals -- Final Statistics
Coastal Carolina vs Appalachian State
3/4/17 3:30 p.m. at Boone, N.C. (Holmes Center)



Game 31

Coastal Carolina 73 • 15-16, 10-8 SBC

#	Player		Total	3-Pr	Rebounds					PF	TP	A	To	Blk	Stl	Min
			FG-FGA	FG-FGT	FT-FTA	Off	Def	Total								
20	Beck, Demario	F	1-2	1-1	0-1	2	3	5	5	3	1	0	0	0	17	
25	Shaw, Jaylen		7-14	5-8	1-4	1	3	4	3	20	2	0	0	0	39	
10	Wiggins, Shivaughn		8-14	1-3	12-17	0	2	2	3	29	3	2	0	1	30	
22	Wilson, Elijah		2-10	2-8	2-2	0	3	3	2	8	2	2	0	2	32	
45	Ray-St Cyr, Colton	E	0-6	0-5	0-0	0	2	2	5	0	2	0	0	1	22	
00	Robertson, Jaylan		1-1	0-0	0-0	0	0	0	0	2	0	0	0	0	6	
01	Holmes Jr, Kevin		0-0	0-0	0-0	0	0	0	0	0	0	0	0	0	1	
02	Labinowicz, Artur		0-5	0-3	2-2	0	2	2	1	2	1	0	1	0	25	
11	Peterson, Josh		0-0	0-0	0-0	0	0	0	0	0	0	0	0	0	2	
12	Enanga, Michel		2-2	0-0	0-5	1	3	2	1	4	0	1	0	0	5	
15	Bamba, Amidou		2-3	0-0	1-2	3	3	6	4	5	0	1	2	0	12	
32	Coleman, Josh		0-0	0-0	0-0	0	2	2	5	0	0	1	0	1	8	
	Team					1	6	7								
	Totals		23-57	9-28	18-33	8	27	35	29	73	11	7	3	5	200	
	3FG % 1st Half: 11-29		37.9%	2nd half: 12-28		42.9%	Game: 23-57		40.4%							
	3FG % 1st Half: 4-15		26.7%	2nd half: 5-13		38.5%	Game: 9-28		32.1%							
	FT % 1st Half: 4-12		33.3%	2nd half: 14-21		66.7%	Game: 18-33		54.5%							

Appalachian State 77 • 9-20, 4-14 SBC

#	Player		Total		3-Ptr		Rebounds					PF	TP	A	TO	Blk	Stl	Min
			FG	FGA	FG	FGA	FT	FTA	Off	Def	Tot							
00	Isaac Johnson	f	1-3	0-0	3-4	1	6	7	2	5	1	0	0	0	0	0	18	
05	Griffin Kinney		2-6	0-0	7-11	1	7	8	4	11	2	1	0	0	0	25		
01	Kelvin Robinson		3-4	1-1	3-3	2	1	3	3	10	0	0	0	0	1	14		
02	Ronshad Shabazz		5-14	1-6	7-9	0	5	5	2	18	3	2	0	0	0	35		
22	Matt O'Boyle	B	1-1	0-0	0-0	0	2	2	3	2	2	1	1	0	7	7		
10	Patrick Good		0-2	0-2	0-0	0	1	1	0	0	0	0	0	0	0	10		
11	Emarius Logan		3-9	2-7	2-2	1	1	2	0	10	2	3	0	1	1	22		
14	Bennett Holley		2-7	2-7	0-0	0	1	1	4	6	1	0	0	0	0	9		
24	Craig Hinton		1-2	0-1	0-0	1	2	3	2	2	2	1	0	0	0	20		
25	Jahe Babie		3-5	2-4	3-4	2	5	7	3	11	1	3	0	0	0	24		
32	Tyrell Johnson		1-3	0-1	0-1	1	0	1	4	2	0	1	0	0	0	16		
	Team					4	6	10										
	Totals		22-56	8-29	25-34	13	37	50	28	77	14	12	1	2		200		
	FG % 1st Half:	17-34	50.0%	2nd half:	5-22	22.7%	Game:	22-56	39.3%							Deadball		
	3FG % 1st Half:	7-16	43.8%	2nd half:	1-13	7.7%	Game:	8-29	27.6%							Rebounds		
	FT % 1st Half:	7-8	87.5%	2nd half:	18-26	69.2%	Game:	55-74	74.5%									

Officials: Rick Shoulders, Kirby Sitton, Johnny Williams
Technical fouls: Coastal Carolina-None. Appalachian State-None
Attendance: 2073

Score by periods	1st	2nd	Total
Coastal Carolina	30	43	73
Appalachian State	48	29	77



Official Basketball Box Score – Game Totals -- Final Statistics
South Alabama vs Coastal Carolina
3/8/17 11:30 AM CT at Lakefront Arena - New Orleans, La



Game 32

South Alabama 67 • 14-18

		Total	3-Ptr	Rebounds													
#	Player	FG-FGA	FT-FTA	Off	Def	Tot	PF	TP	A	To	Bk	Su	Min				
*	Calhoun, Shaq	4-12	1-7	1-2	0	2	2	3	10	2	0	0	0	26			
01	Williams, Ken	6-14	2-7	4-9	0	4	4	0	18	4	3	1	0	37			
10	Boyanov, Georgi	2-3	0-1	2-3	4	4	8	3	6	0	2	0	0	13			
24	Stover, Nick	4-8	1-5	2-3	1	2	3	2	11	3	5	1	0	32			
25	Muepokelly, Don	1-5	0-1	0-0	1	6	7	2	2	1	1	1	2	22			
02	McGee, Herb	2-4	1-3	2-2	0	1	1	1	7	0	0	0	2	13			
03	Haslam, Ethan	0-0	0-0	0-0	0	0	0	0	0	0	0	0	0	1			
05	Lee, Dederick	1-2	0-1	0-1	1	0	1	0	2	0	1	0	1	7			
20	Morris, Kevin	0-0	0-0	0-0	0	0	0	1	0	0	0	1	0	2			
21	Davis, Nick	0-2	0-2	1-2	2	5	7	1	1	3	3	0	0	20			
33	Ajayi, Josh	3-7	2-3	0-0	0	0	0	2	8	0	0	0	1	16			
42	Mitchell, Thrae	1-2	0-1	0-0	1	2	3	2	2	1	0	0	0	11			
	Team				6	4	10										
Totals		24-59	7-31	12-22	16	30	46	17	67	12	15	4	6	200			
FG % 1st Half: 12-30		40.0%	2nd half: 12-29	41.4%	Game: 24-59		40.7%	Deadball									
3FG % 1st Half: 5-16		31.3%	2nd half: 2-15	13.3%	Game: 7-31		22.6%	Rebound									
FT % 1st Half: 3-9		33.3%	2nd half: 9-13	69.2%	Game: 12-22		54.5%										

Coastal Carolina 80 • 16-16

		Total			3-Ptr		Rebounds									
#	Player	FG-FGA	FG-FGA	FT-FTA	Off	Def	Tot	PF	TP	A	To	Blk	Stl	Min		
05	Shaw, Jaylen	* 6-12	1-1	1-2	0	5	5	0	14	7	3	0	3	32		
10	Wiggins, Shivaughn	* 1-4	1-2	2-2	0	3	3	1	5	5	2	0	1	26		
20	Beck, Demario	* 4-7	1-1	0-0	1	3	4	2	9	1	1	1	1	15		
22	Wilson, Elijah	* 6-17	4-8	0-0	3	1	4	3	16	1	2	0	2	31		
45	Ray-St Cyr, Colton	* 1-4	1-1	2-4	0	7	7	2	5	7	2	2	0	34		
00	Robertson, Jaylan	1-1	1-1	0-0	0	0	0	1	3	0	1	0	0	4		
02	Labinowicz, Artur	2-3	2-2	2-2	1	3	4	2	8	3	1	0	0	24		
03	Williams-Powell, Jos	0-1	0-0	0-0	0	0	0	0	0	0	0	0	0	1		
04	Adams, Christian	0-0	0-0	0-0	0	0	0	0	0	0	0	0	1	1		
15	Bamba, Amidou	4-8	0-0	2-4	1	3	4	3	10	0	0	0	0	19		
32	Coleman, Josh	4-4	0-0	2-3	1	3	4	4	10	1	0	1	0	13		
	Team				1	1	2									
	Totals	29-61	11-16	11-17	8	29	37	18	80	25	12	4	8	200		
	FG % 1st Half: 16-31	51.6%	2nd half: 13-30	43.3%	Game: 29-61	47.5%								Deadball Rebound 0		
	3FG % 1st Half: 7-10	70.0%	2nd half: 4-6	66.7%	Game: 11-16	68.8%										
	FT % 1st Half: 5-8	62.5%	2nd half: 6-9	66.7%	Game: 11-17	64.7%										

Officials: John Hampton, Coy Gammon, Archie Whaley, Andrew Walton
 Technical fouls: South Alabama-None. Coastal Carolina-None.
 Attendance:
 2017 Sun Belt Men's Basketball Championship
 First Round
 No. 8 Coastal Carolina vs. No. 9 South Alabama

Score by periods	1st	2nd	Total
South Alabama	32	35	67
Coastal Carolina	44	36	80

2016-17 SEASON BOX SCORES

Official Basketball Box Score -- Game Totals -- Final Statistics
Wyoming vs Coastal Carolina
03/27/17 7:30 p.m. at HTC Center

Game 37

Wyoming 81 • 21-15

#	Player	Total		3-Ptr		Rebounds			PF	TP	A	TO	Blk	Stl	Min
		FG-FGA	FG-FGA	FT-FTA	FT-FTA	Off	Def	Tot							
05	HERNDON, Alan	f	6-10	2-5	0-0	1	2	3	4	14	1	1	5	0	30
01	JAMES, Justin	f	5-17	1-7	1-2	1	2	3	1	12	2	4	0	0	31
02	MOEMEKA, Andrew	g	1-1	0-0	0-0	0	2	2	2	2	0	1	0	0	6
11	LIEBERMAN, Jeremy	g	3-9	1-5	0-0	0	2	2	5	7	2	2	0	3	29
23	MCMANAMEN, Jason	g	6-11	4-8	3-4	1	1	2	5	19	2	1	0	2	29
03	AKA GORSKI, Alexander	g	1-3	1-3	0-0	0	2	2	1	3	0	0	0	0	10
10	KELLEY, Cody	g	2-4	2-2	0-0	0	0	0	1	6	1	0	0	1	9
20	DALTON, Hayden	g	4-7	2-4	1-1	1	8	9	2	11	4	0	0	0	31
24	ADAMS, Louis	g	0-1	0-0	6-8	1	4	5	1	6	1	4	0	0	14
33	NAUGHTON, Jordan	g	0-0	0-0	1-2	1	0	1	1	1	0	2	0	0	11
Team						4	1	5							
Totals			28-63	13-34	12-17	10	24	34	23	81	13	15	5	6	200
FG % 1st Half:		12-26	46.2%	2nd half:	16-37	43.2%	Game:		28-63	44.4%	Deadball				
3FG % 1st Half:		6-13	46.2%	2nd half:	7-21	33.3%	Game:		13-34	38.2%	Rebounds				
FT % 1st Half:		5-7	71.4%	2nd half:	7-10	70.0%	Game:		12-17	70.6%	2				

Coastal Carolina 91 • 20-17

#	Player	Total		3-Ptr		Rebounds			PF	TP	A	TO	Blk	Stl	Min
		FG-FGA	FG-FGA	FT-FTA	FT-FTA	Off	Def	Tot							
20	Beck, Demario	f	7-11	0-1	1-2	3	2	5	3	15	0	1	1	1	31
02	Labinowicz, Artur	g	4-7	1-2	1-1	1	4	5	4	10	2	3	0	1	24
05	Shaw, Jaylen	g	6-15	0-2	3-6	0	5	5	1	15	8	1	0	3	36
22	Wilson, Elijah	g	4-12	2-7	4-6	1	5	6	3	14	1	1	0	3	34
45	Ray-St Cyr, Colton	g	5-10	4-5	0-0	3	4	7	0	14	1	2	0	1	22
04	Adams, Christian	g	1-3	0-1	0-2	1	2	3	4	2	2	2	0	0	20
12	Enanga, Michel	g	5-11	1-3	4-5	4	1	5	2	15	0	1	2	1	22
15	Bamba, Amidou	g	2-3	0-0	2-4	0	2	2	0	6	0	0	0	0	11
Team						5	3	8							
Totals			34-72	8-21	15-26	18	28	46	17	91	14	11	3	10	200
FG % 1st Half:		17-35	48.6%	2nd half:	17-37	45.9%	Game:		34-72	47.2%	Deadball				
3FG % 1st Half:		6-14	42.9%	2nd half:	2-7	28.6%	Game:		8-21	38.1%	Rebounds				
FT % 1st Half:		4-5	80.0%	2nd half:	11-21	52.4%	Game:		15-26	57.7%	7				

Officials: Matt Potter, Brent Hampton, Todd Austin
Technical fouls: Wyoming-TEAM, Coastal Carolina-None.
Attendance: 1583
College Basketball Invitational -- Championship Series Game #1

Score by periods	1st	2nd	Total
Wyoming	35	46	81
Coastal Carolina	44	47	91

Official Basketball Box Score -- Game Totals -- Final Statistics
Coastal Carolina vs Wyoming
03/29/17 7:01 pm at Laramie, Wyo.

Game 38

Coastal Carolina 57 • 20-18

#	Player	Total		3-Ptr		Rebounds			PF	TP	A	TO	Blk	Stl	Min
		FG-FGA	FG-FGA	FT-FTA	FT-FTA	Off	Def	Tot							
12	Enanga, Michel	f	1-6	0-3	0-2	0	1	1	3	2	1	1	0	2	17
20	Beck, Demario	f	2-7	0-2	2-2	2	5	7	3	6	1	3	0	0	18
02	Labinowicz, Artur	g	2-5	0-2	6-10	1	1	2	4	10	0	1	0	1	27
05	Shaw, Jaylen	g	2-9	0-1	0-0	0	1	1	3	4	2	0	1	0	25
22	Wilson, Elijah	g	4-14	2-6	0-0	1	0	1	0	10	0	2	0	0	29
00	Robertson, Jaylan	g	2-5	1-4	2-4	0	5	5	1	7	2	0	0	3	24
01	Holmes Jr, Kevin	g	2-5	1-4	0-0	0	1	1	3	5	0	0	0	0	18
03	Williams-Powell, Jos	g	3-6	1-3	0-0	3	3	6	3	7	0	1	0	0	10
04	Adams, Christian	g	0-3	0-1	0-0	0	1	1	1	1	0	0	0	3	10
15	Bamba, Amidou	g	3-7	0-0	0-0	3	5	8	3	6	1	1	1	0	20
32	Coleman, Josh	g	0-0	0-0	0-0	0	0	0	0	0	0	0	0	0	2
Team						1	2	3							
Totals			21-67	5-26	10-18	11	25	36	24	57	9	9	2	9	200
FG % 1st Half:		10-35	28.6%	2nd half:	11-32	34.4%	Game:		21-67	31.3%	Deadball				
3FG % 1st Half:		2-13	15.4%	2nd half:	3-13	23.1%	Game:		5-26	19.2%	Rebounds				
FT % 1st Half:		5-10	50.0%	2nd half:	5-8	62.5%	Game:		10-18	55.6%	5				

Wyoming 81 • 22-15

#	Player	Total		3-Ptr		Rebounds			PF	TP	A	TO	Blk	Stl	Min
		FG-FGA	FG-FGA	FT-FTA	FT-FTA	Off	Def	Tot							
05	Herndon, Alan	f	2-4	2-2	2-4	1	9	10	0	8	1	1	2	0	28
21	BARNES, Jonathan	f	1-1	0-0	0-0	0	0	0	2	2	0	0	0	1	14
01	JAMES, Justin	g	8-13	2-5	3-3	1	7	8	0	21	3	3	2	1	30
11	LIEBERMAN, Jeremy	g	1-5	1-4	0-0	1	2	3	4	3	2	1	0	0	21
23	MCMANAMEN, Jason	g	3-6	1-4	1-1	0	3	3	2	8	2	2	0	0	24
03	AKA GORSKI, Alexander	g	6-9	5-7	0-0	1	2	3	1	17	0	2	0	0	14
10	KELLEY, Cody	g	1-2	1-1	0-0	0	1	1	2	3	1	1	0	1	16
13	AVERBUCK, Sam	g	0-0	0-0	0-0	0	0	0	1	0	0	0	0	0	2
20	DALTON, Hayden	g	1-8	0-5	4-4	1	4	5	3	6	5	3	2	2	24
24	ADAMS, Louis	g	0-5	0-3	6-8	1	2	3	0	6	0	0	0	0	13
33	NAUGHTON, Jordan	g	2-2	0-0	3-4	0	3	3	0	7	0	0	0	0	14
Team						1	5	6							
Totals			25-55	12-31	19-24	7	38	45	15	81	14	15	6	3	200
FG % 1st Half:		10-26	38.5%	2nd half:	15-29	51.7%	Game:		25-55	45.5%	Deadball				
3FG % 1st Half:		6-15	40.0%	2nd half:	6-16	37.5%	Game:		12-31	38.7%	Rebounds				
FT % 1st Half:		7-10	70.0%	2nd half:	12-14	85.7%	Game:		19-24	79.2%	3				

Officials: Randy McCall, Dave Hall, Bob Staffen
Technical fouls: Coastal Carolina-None, Wyoming-None.
Attendance: 3811

Score by periods	1st	2nd	Total
Coastal Carolina	27	30	57
Wyoming	33	48	81

Official Basketball Box Score -- Game Totals -- Final Statistics
Coastal Carolina vs Wyoming
03/31/17 5:01 pm at Laramie, Wyo. (Arena-Auditorium)

Game 39

Coastal Carolina 59 • 20-19

Game 39																
#	Player	Total		3-Ptr		Rebounds			PF	TP	A	TO	Blk	Stl	Min	
		FG-FGA	FG-FGA	FT-FTA	FT-FTA	Off	Def	Tot								
20	Beck, Demario	f	6-11	1-3	4-4	4	3	7	4	17	0	1	1	0	21	
02	Labinowicz, Artur	g	0-5	0-3	2-2	1	4	5	1	2	0	1	1	0	26	
05	Shaw, Jaylen	g	4-13	1-2	1-2	0	3	3	1	10	3	3	0	1	31	
10	Wiggins, Shivaughn	g	1-6	1-3	0-0	0	0	0	1	3	0	1	0	0	23	
32	Coleman, Josh	g	0-0	0-0	0-0	0	0	0	0	0	0	0	0	0	5	
00	Robertson, Jaylan	g	2-4	0-0	1-2	1	2	3	2	5	0	1	0	0	14	
01	Holmes Jr, Kevin	g	0-2	0-2	0-0	0	1	1	0	0	0	0	0	0	9	
03	Williams-Powell, Jos	g	2-2	1-1	2-2	0	3	3	3	7	0	2	0	0	19	
04	Adams, Christian	g	1-2	0-0	0-2	0	1	1	0	2	0	0	0	0	5	
12	Enanga, Michel	g	0-1	0-1	0-0	1	1	2	2	0	1	1	0	1	8	
15	Bamba, Amidou	g	3-4	0-0	1-1	0	3	3	4	7	0	0	0	0	14	
22	Wilson, Elijah	g	2-12	0-6	2-2	1	1	2	4	6	0	0	0	1	25	
Team						3	6	9								
Totals			21-62	4-21	13-17	11	28	39	22	59	4	11	2	3	200	
FG % 1st Half: 9-28 32.1% 2nd half: 12-34 35.3% Game: 21-62 33.9%																
3FG % 1st Half: 0-8 0.0% 2nd half: 4-13 30.8% Game: 4-21 19.0%																
FT % 1st Half: 5-5 100% 2nd half: 8-12 66.7% Game: 13-17 76.5%																
																Deadball Rebounds

ALL-TIME CHANTICLEER HONORS AND AWARDS

NCAA TOURNAMENT APPEARANCES (4)

1991.....	NCAA Southeast Regional vs. Indiana Hoosiers
1993.....	NCAA West Regional vs. Michigan Wolverines
2014.....	NCAA East Regional vs. Virginia Cavaliers
2015.....	NCAA West Regional vs. Wisconsin Badgers

NATIONAL INVITATIONAL TOURNAMENT APPEARANCES (2)

2010.....	NIT First Round at UAB
2011.....	NIT First Round at Alabama

COLLEGEINSIDER.COM TOURNAMENT APPEARANCES (1)

2012.....	CIT First Round at Old Dominion
2016.....	CIT Semifinal Round Mercer New Hampshire Grand Canyon UC Irvine

COLLEGE BASKETBALL INVITATIONAL TOURNAMENT APPEARANCES (1)

2017.....	CBI First Round Hampton CBI Second Round Loyola CBI SemiFinals Illinois-Chicago CBI Championship Series (best two of three) Game 1 Wyoming Game 2 at Wyoming Game 3 at Wyoming
-----------	--

BIG SOUTH TOURNAMENT CHAMPIONSHIPS (4)

1990, 1991, 2014, 2015

BIG SOUTH CONFERENCE REGULAR SEASON CHAMPIONSHIPS (6)

1987-88, 1988-89, 1989-90, 1990-91, 2009-10, 2010-11

ALL-AMERICANS (7)

1988-89	Derek Wilson (Playboy All-America/ Anson-Mount Scholar Athlete of the Year)
1992-93	Tony Dunkin (AP Honorable Mention)
2000-01	Torrey Butler (AP Honorable Mention)
2002-03	Torrey Butler (AP Honorable Mention)
2004-05	Pele Pelay (AP Honorable Mention)

2005-06	Jack Leasure (AP Honorable Mention)
2010-11	Chad Gray (CollegeHoops.net Honorable Mention)

ACADEMIC ALL-AMERICAN AS PRESENTED BY CoSIDA (2)

2006-07	Jack Leasure (Second Team)
2007-08	Jack Leasure (First Team)

CBS/CHEVROLET PLAYER OF THE GAME (3)

1991.....	Robert Dowdell (NCAA Play-in Game vs. Jackson State)
1991.....	Brian Penny (NCAA Southeast Regional vs. Indiana)
1993.....	Mohammed Acha (NCAA West Regional vs. Michigan)

SUN BELT ALL-CONFERENCE TEAM (1)

2016-17	Jaylen Shaw (Third Team)
---------------	--------------------------

The Following are from 1985 - 2016
CCU's membership in Big South Conference

BIG SOUTH PLAYER OF THE YEAR (9)

1987-88	Derek Wilson
1989-90	Tony Dunkin
1990-91	Tony Dunkin
1991-92	Tony Dunkin
1992-93	Tony Dunkin
2000-01	Torrey Butler
2002-03	Torrey Butler
2004-05	Pele Pelay
2005-06	Jack Leasure

BIG SOUTH COACH OF THE YEAR (5)

1987-88	Russ Bergman
1988-89	Russ Bergman
1989-90	Russ Bergman
1999-2000	Pete Strickland
2009-10	Cliff Ellis

BIG SOUTH ROOKIE OF THE YEAR (4)


1989-90	Tony Dunkin
1998-99	Steve Miles
2004-05	Jack Leasure
2006-07	Joshua Mack

BIG SOUTH SCHOLAR-ATHLETE OF THE YEAR (5)

1999-00	Matt Gladieux
2005-06	Jack Leasure
2006-07	Jack Leasure
2007-08	Jack Leasure
2015-16	Tristian Curtis

BIG SOUTH ALL-CONFERENCE TEAM (41)

1985-86	William Calvin (one team)
1986-87	William Calvin (one team)
1987-88	William Calvin (one team) Derek Wilson (one team)
1988-89	Richard Scantlebury (one team) Derek Wilson (one team)
1989-90	DuWayne Cheatam (1st Team)



Tony Dunkin (1990-93) in the only player in NCAA Division I history to be named his league's Player of the Year four times.



Derek Wilson (1985-1988) was a two-time All-Big South performer as well as being named a Playboy All-America/Anson-Mount Scholar Athlete of the Year.



Warren Gillis was named the 2014 Big South Tournament MVP, averaging 17.3 points per game en route to leading the Chants to the championship.

ALL-TIME CHANTICLEER HONORS AND AWARDS

Robert Dowdell (1st Team)	2014-15
Tony Dunkin (1st Team)	2015-16
1990-91 Robert Dowdell (1st Team)	
Tony Dunkin (1st Team)	
1991-92 Tony Dunkin (1st Team)	
1992-93 Tony Dunkin (1st Team)	
1993-94 KeKe Hicks (1st Team)	
1994-95 KeKe Hicks (1st Team)	
1996-97 Maurice Ingram (2nd Team)	
1997-98 Rodney Dupre' (2nd Team)	
1999-2000 Matt Gladieux (1st Team)	
2000-01 Torrey Butler (1st Team)	
2002-03 Torrey Butler (1st Team)	
2003-04 Torrey Butler (1st Team)	
E.J. Gallup (1st Team)	
2004-05 Pele Pelay (1st Team)	
2005-06 Jack Leasure (1st Team)	
Pele Pelay (2nd Team)	
2006-07 Jack Leasure (2nd Team)	
Moses Sonko (2nd Team)	
2007-08 Jack Leasure (1st Team)	
2008-09 Joseph Harris (1st Team)	
2009-10 Joseph Harris (1st Team)	
Chad Gray (1st Team)	
2010-11 Chad Gray (1st Team)	
2011-12 Anthony Raffa (2nd Team)	
Chris Gradnigo (2nd Team)	
2012-13 Anthony Raffa (1st Team)	
2013-14 Warren Gillis (2nd Team)	
Elijah Wilson (Honorable Mention)	
2014-15 Warren Gillis (2nd Team)	
Josh Cameron (Honorable Mention)	
2014-15 Shivaughn Wiggins (Honorable Mention)	
Elijah Wilson (Honorable Mention)	

BIG SOUTH ALL-ROOKIE/ALL-FRESHMAN TEAM (13)

1994-95 Greg Smith
1995-96 Lee Grant
1996-97 Gerald King
1997-98 Marcus Stewart
1998-99 Steve Miles
1999-2000 Clint Reed
2000-01 Alvin Green
2003-04 Moses Sonko
2004-05 Jack Leasure
2005-06 Joseph Harris
2006-07 Joshua Mack
2007-08 Anthony Breeze
2009-10 Kierre Greenwood
2013-14 Elijah Wilson

BIG SOUTH ALL-ACADEMIC TEAM (18)

1996-97 Andrew Hinton
1997-98 Andrew Hinton
1998-99 Andrew Hinton
1999-2000 Matt Gladieux
2001-02 Marko Burovic
2002-03 Clint Nagel
2003-04 Clint Nagel
2004-05 Clint Nagel
2005-06 Jack Leasure
2006-07 Jack Leasure
2007-08 Jack Leasure
2008-09 Logan Johnson
2009-10 Logan Johnson
2010-11 Sam McLaurin
2011-12 Sam McLaurin
2013-14 Michel Enanga

2014-15 Tristian Curtis
2015-16 Tristian Curtis

BIG SOUTH PLAYER OF THE WEEK (55)

1987-88 Derek Wilson (Dec. 12)
William Calvin (Feb. 27)
1988-89 Brian Penny (Jan. 21)
1989-90 DuWayne Cheatam (Dec. 4)
Tony Dunkin (Dec. 22)
Tony Dunkin (Jan. 15)
Robert Dowdell (Feb. 5)
1990-91 Tony Dunkin (Dec. 10)
Tony Dunkin (Jan. 28)
Tony Dunkin (Feb. 4)
Tony Dunkin (Feb. 11)
1991-92 Tony Dunkin (Dec. 2)
Tony Dunkin (Feb. 17)
1992-93 Joey Hart (Dec. 2)
Mohammed Acha (Feb. 1)
Tony Dunkin (Feb. 23)
1993-94 Mohammed Acha (Dec. 12)
KeKe Hicks (Feb. 6)
1994-95 KeKe Hicks (Dec. 5)
KeKe Hicks (Jan. 1)
1997-98 Rodney Dupre' (Jan. 12)
2000-01 Torrey Butler (Jan. 8)
Torrey Butler (Jan. 29)
2001-02 Alvin Green (Dec. 10)
Brandon Newby (Dec. 17)
Antonio Darden (Jan. 28)
Antonio Darden (Feb. 11)
2002-03 Torrey Butler (Dec. 2)
2003-04 E.J. Gallup (Jan. 5)
Brandon Newby (Jan. 12)
E.J. Gallup (Feb. 23)
2005-06 Jack Leasure (Dec. 19)
Moses Sonko (Jan. 30)
2006-07 Moses Sonko (Dec. 18)
Jack Leasure (Jan. 8)
Joseph Harris (Jan. 22)
2007-08 Chris Moore (Nov. 26)
2008-09 Joseph Harris (Jan. 5)
Joseph Harris (Feb. 16)
2009-10 Joseph Harris (Nov. 16)
Joseph Harris (Nov. 30)
Joseph Harris (Dec. 7)
Chad Gray (Dec. 23)
Joseph Harris (Feb. 8)
Mario Edwards (Feb. 28)
2010-11 Desmond Holloway (Nov. 22)
Mike Holmes (Dec. 20)
Desmond Holloway (Jan. 24)
Desmond Holloway (Feb. 7)
2012-13 Anthony Raffa (Nov. 12)
2014-15 Josh Cameron (Dec. 8)
Josh Cameron (Jan. 5)
2015-16 Badou Diagne (Dec. 23)
Elijah Wilson (Feb. 1)
Shivaughn Wiggins (Feb. 15)

SUN BELT PLAYER OF THE WEEK (1)

2016-17 Jaylen Shaw (Jan. 10)

BIG SOUTH ROOKIE/FRESHMAN OF THE WEEK (37)

1994-95 Matt Pugh (Dec. 11)
Greg Smith (Jan. 8)
1995-96 Lee Grant (Jan. 21)
Andrew Hinton (Feb. 5)
1996-97 Gerald King (Jan. 13)
Gerald King (Feb. 9)
1997-98 Marcus Stewart (Dec. 15)


Marcus Stewart (Dec. 22)
Carl Moser (Jan. 12)
1998-99 Steve Miles (Jan. 19)
Torrey Butler (Feb. 9)
Steve Miles (Feb. 16)
1999-2000 Clint Reed (Dec. 13)
2000-01 Alvin Green (Dec. 18)
2004-05 Jack Leasure (Dec. 20)
Jack Leasure (Jan. 3)
Jack Leasure (Jan. 10)
Jack Leasure (Jan. 31)
Jack Leasure (Feb. 7)
Jack Leasure (Feb. 14)
2005-06 Joseph Harris (Jan. 30)
Joseph Harris (Feb. 13)
2006-07 Joshua Mack (Nov. 27)
Joshua Mack (Dec. 18)
Joshua Mack (Jan. 2)
Joshua Mack (Jan. 15)
2007-08 Anthony Breeze (Nov. 20)
Anthony Breeze (Feb. 11)
2009-10 Kierre Greenwood (Nov. 30)
Kierre Greenwood (Jan. 11)
Danny Nieman (Feb. 8)
Kierre Greenwood (Feb. 22)
Kierre Greenwood (Feb. 28)
2012-13 Michel Enanga (Feb. 11)
2013-14 Elijah Wilson (Nov. 25)
Elijah Wilson (Jan. 27)
Elijah Wilson (Feb. 17)

BIG SOUTH ALL-TOURNAMENT TEAM (20)

1990 Robert Dowdell,
Tony Dunkin, Eddie Lesaine
1991 Robert Dowdell,
Tony Dunkin, Brian Penny
1993 Mohammed Acha,
Tony Dunkin, KeKe Hicks
2006 Pele Pelay, Moses Sonko
2010 Chad Gray, Logan Johnson
2011 Chad Gray, Sam McLaurin, Anthony Raffa
2014 Warren Gillis, Josh Cameron
2015 Elijah Wilson, Warren Gillis

BIG SOUTH TOURNAMENT MVP (4)

1991 Tony Dunkin
1993 Tony Dunkin
2014 Warren Gillis
2015 Elijah Wilson



Derek Wilson earned Coastal Carolina's first Big South Player of the Week honor on Dec. 12, 1987.

ALL-TIME CHANTICLEER COACHING RECORDS

• YEARLY OVERALL RECORD •

YEAR	WON	LOST	PCT.	COACH
1974-75	6	17	.261	Dan Selwa
1975-76	10	16	.385	Russ Bergman
1976-77	21	10	.677	Russ Bergman
1977-78	20	9	.690	Russ Bergman
1978-79	18	13	.581	Russ Bergman
1979-80	10	19	.345	Russ Bergman
1980-81	15	11	.577	Russ Bergman
1981-82	21	9	.700	Russ Bergman
1982-83	21	10	.656	Russ Bergman
1983-84	14	16	.467	Russ Bergman
1984-85	7	21	.250	Russ Bergman
1985-86	10	17	.370	Russ Bergman
1986-87	12	16	.429	Russ Bergman
1987-88	17	11	.607	Russ Bergman
1988-89	14	14	.500	Russ Bergman
1989-90	23	6	.793	Russ Bergman
1990-91	24	8	.750	Russ Bergman
1991-92	12	19	.387	Russ Bergman
1992-93*	22	10	.688	Russ Bergman
1993-94*	15	11	.577	Russ Bergman
1994-95	6	20	.231	Michael Hopkins
1995-96	5	21	.192	Michael Hopkins
1996-97	11	16	.407	Michael Hopkins
1997-98	8	19	.296	Michael Hopkins
1998-99	7	20	.259	Pete Strickland
1999-2000	10	18	.357	Pete Strickland
2000-01	8	20	.286	Pete Strickland
2001-02	8	20	.286	Pete Strickland
2002-03	13	15	.464	Pete Strickland
2003-04	14	15	.483	Pete Strickland
2004-05	10	19	.345	Pete Strickland
2005-06	20	10	.667	Buzz Peterson
2006-07	15	15	.500	Buzz Peterson
2007-08	13	15	.464	Cliff Ellis
2008-09	11	20	.355	Cliff Ellis
2009-10	28	7	.800	Cliff Ellis
2010-11	28	6	.824	Cliff Ellis
2011-12	19	12	.613	Cliff Ellis
2012-13	14	15	.483	Cliff Ellis
2013-14	21	12	.636	Cliff Ellis
2014-15	24	10	.705	Cliff Ellis
2015-16	21	12	.636	Cliff Ellis
2016-17	20	19	.513	Cliff Ellis
42 YEARS	646	620	.510	

Winning Seasons: 19

Most Wins In A Single Season: 28 (2009-10, 2010-11)


NCAA Tournament Appearances: 4 (1991, 1993, 2014 & 2015)

20+ Win Seasons: 14

Consecutive Winning Seasons: 4 (1987-1991)



Dan Selwa



Russ Bergman



Michael Hopkins

• HEAD COACHING RECORDS •

COACH	YEAR(S)	WON	LOST	PCT.
Dan Selwa	1975	6	17	.261
Russ Bergman	1976-1994	306	246	.554
Michael Hopkins	1995-1998	30	76	.283
Pete Strickland	1999-2005	70	127	.355
Buzz Peterson	2006-07	35	25	.583
Cliff Ellis	2008-Present	199	129	.607
41 YEARS		646	620	.510

• 1990, 1991, 2014 & 2015 BIG SOUTH TOURNAMENT CHAMPIONS •

• YEARLY SUN BELT RECORD •

YEAR	WON	LOST	PCT.	FINISH	COACH
2016-17	10	8	.556	T-4th	Cliff Ellis

Winning Conference Seasons: 1
 .500 Conference Seasons: -- 1
 Most Conference Wins In A Single Season: 10 (2016-17)
 Consecutive Conference Winning Seasons: 1 (2016-17)

• YEARLY BIG SOUTH RECORD (1985-2016) •

YEAR	WON	LOST	PCT.	FINISH	COACH
1985-86	1	8	.125	8th	Russ Bergman
1986-87	4	4	.500	6th	Russ Bergman
1987-88	9	4	.750	1st	Russ Bergman
1988-89	9	3	.750	1st	Russ Bergman
1989-90	11	1	.917	1st	Russ Bergman
1990-91	13	1	.929	1st	Russ Bergman
1991-92	6	8	.429	5th	Russ Bergman
1992-93*	12	4	.750	2nd	Russ Bergman
1993-94*	10	8	.556	6th	Russ Bergman
1994-95	3	13	.188	9th	Michael Hopkins
1995-96	1	13	.071	8th	Michael Hopkins
1996-97	6	8	.429	5th	Michael Hopkins
1997-98	4	8	.333	4th	Michael Hopkins
1998-99	4	6	.400	4th	Pete Strickland
1999-2000	7	7	.500	3rd	Pete Strickland
2000-01	6	8	.429	4th	Pete Strickland
2001-02	5	9	.357	t-6th	Pete Strickland
2002-03	5	9	.357	7th	Pete Strickland
2003-04	8	8	.500	5th	Pete Strickland
2004-05	7	9	.438	t-4th	Pete Strickland
2005-06	12	4	.667	t-2nd	Buzz Peterson
2006-07	7	7	.500	4th	Buzz Peterson
2007-08	6	8	.429	t-5th	Cliff Ellis
2008-09	5	13	.278	8th	Cliff Ellis
2009-10	15	3	.833	1st	Cliff Ellis
2010-11	16	2	.889	1st	Cliff Ellis
2011-12	12	6	.667	2nd	Cliff Ellis
2012-13	9	7	.563	4th (South)	Cliff Ellis
2013-14	11	5	.688	1st (South)	Cliff Ellis
2014-15	12	6	.667	3rd	Cliff Ellis
2015-16	12	6	.667	3rd	Cliff Ellis
30 YEARS	248	206	.546		

Winning Conference Seasons: 14

.500 Conference Seasons: 5

Most Conference Wins In A Single Season: 16 (2010-11)

Consecutive Conference Winning Seasons: 8 (2009-17)

*Wins later vacated in which an ineligible player participated

• RECORD BY DECADE •

YEAR	WON	LOST	PCT.
1974-1980	85	84	.503
1981-1990	154	131	.540
1991-2000	120	162	.425
2001-2010	160	155	.508
2011-pres.	147	86	.631
41 YEARS	646	620	.510



Pete Strickland



Buzz Peterson



Cliff Ellis

• 1991, 1993, 2014 & 2015 NCAA TOURNAMENT PARTICIPANTS •

CHANTICLEER SINGLE GAME RECORDS

POINTS

1. 52	Howard White vs. College of Charleston	1974-75
2. 43	Tony Dunkin vs. UNC Asheville	1992-93
	Tony Whittington at Allen	1981-82
4. 42	Jeff Roberts at Erskine	1981-82
5. 40	KeKe Hicks at Georgia Tech	1994-95
6. 38	Pele Paelay at VMI	2004-05
	Mohammed Acha vs. Radford	1992-93
8. 36	KeKe Hicks vs. UMBC	1994-95
9. 35	KeKe Hicks vs. Winthrop	1994-95
10. 34	Anthony Raffa vs. Florida International	2012-13
	Mario Sisinni at Presbyterian	2008-09
	Jack Leasure vs. North Greenville	2007-08
	Tony Dunkin vs. Winthrop	1992-93
	Brian Penny vs. Indiana	1990-91

FIELD GOALS MADE

1. 16	Joseph Harris vs. VMI	2008-09
2. 15	William Calvin at Campbell	1984-85
	KeKe Hicks at Georgia Tech	1994-95
4. 14	Pele Paelay at VMI	2004-05
	Mohammed Acha vs. Radford	1992-93
	Tony Dunkin vs. Idaho	1991-92
	DuWayne Cheatam vs. Coll. of Charleston	1989-90
	William Calvin vs. Winthrop	1987-88
9. 13	Anthony Raffa vs. The Citadel	2011-12
	Chad Gray vs. The Citadel	2010-11
	Joseph Harris at UNC Asheville	2008-09
	Jack Leasure vs. North Greenville	2007-08
	Brandon Newby at Liberty	2003-04
	Alvin Green vs. S. C. State	2001-02
	Mohammed Acha vs. Winthrop	1993-94
	Mohammed Acha vs. Campbell	1993-94
	Brian Penny vs. Indiana	1990-91

3-POINT FIELD GOALS MADE

1. 10	KeKe Hicks at Georgia Tech	1994-95
2. 9	Dexter Moore vs. Liberty	2008-09
	Jack Leasure vs. UNC Asheville	2007-08
	Jack Leasure vs. VMI	2007-08
	Jack Leasure vs. Chowan	2005-06
6. 8	Jack Leasure vs. North Greenville	2007-08
	Jack Leasure at High Point	2007-08
	KeKe Hicks at Radford	1992-93

	Matt Pugh vs. Miami (Ohio)	1994-95
10. 7	Elijah Wilson vs. UNC Asheville	03/06/2015
	Jack Leasure at VMI	2007-08
	Jack Leasure vs. VMI	2006-07
	Jack Leasure vs. Birmingham-Southern	2005-06
	Jack Leasure at UNC Asheville	2005-06
	Jack Leasure vs. High Point	2005-06
	Jack Leasure vs. St. Andrews	2005-06
	Jack Leasure vs. Coker	2005-06
	E.J. Gallup vs. Radford	2003-04
	KeKe Hicks vs. Winthrop	1993-94
	KeKe Hicks at South Carolina	1993-94
	Dave Mooney at Augusta	1987-88
	Dave Mooney vs. St. Francis	1986-87
	Dave Mooney vs. Campbell	1986-87

FREE THROWS MADE


1. 15	Tony Dunkin vs. Santa Clara	1991-92
	Brian Black vs. Armstrong State	1984-85
3. 14	Elijah Wilson at UNC Asheville	2013-14
	Warren Gillis at Winthrop	2013-14
	Maurice Ingram at Towson State	1994-95
	Tony Dunkin vs. South Alabama	1989-90
	Robert Dowdell at UNC Asheville	1989-90
6. 13	Joseph Harris vs. Indiana State	2009-10
	Robert Dowdell vs. South Alabama	1989-90
	Robert Dowdell at Augusta	1989-90

REBOUNDS


1. 22	Joseph Harris vs. VMI	02/14/2009
	Moses Sonko vs. VMI	02/03/2007
2. 21	William Calvin vs. Limestone	1987-88
3. 20	Maurice Ingram vs. UMBC	1994-95
4. 19	Joseph Harris vs. Charleston Southern	2009-10
	William Calvin vs. Coker	1987-88
	Richard Scantleberry at Winthrop	1987-88
7. 18	Badou Diagne	2013-14
	Maurice Ingram vs. Liberty	1994-95
	Maurice Ingram vs. Radford	1994-95
	Maurice Ingram at UNC Greensboro	1994-95

ASSISTS

1. 16	Dwight Lighty vs. Wesleyan	1978-79
2. 14	Robert Dowdell vs. The Citadel	1989-90
3. 13	Robert Dowdell vs. Coll. of Charleston	1989-90
4. 12	Greg Smith vs. Winthrop	1994-95
5. 11	Joey Hart vs. Radford	1992-93
	Robert Dowdell vs. UNC Asheville	1990-91
	Robert Dowdell vs. South Alabama	1989-90
	Robert Dowdell vs. Campbell	1989-90
	Greg Moody vs. Augusta	1987-88
10. 10	Kierre Greenwood vs. Gardner-Webb	2011-12
	Mario Edwards vs. Liberty	2008-09
	Colin Stevens vs. Winthrop	2005-06
	Alvin Green at High Point	2003-04
	Alvin Green vs. High Point	2001-02
	Robert Dowdell vs. Liberty	1989-90
	Robert Dowdell vs. Piedmont	1989-90
	Greg Moody vs. Tennessee Tech	1987-88



Brian Penny shoots over Indiana's Pat Graham for two of his 34 points against the Hoosiers in the 1991 NCAA Tournament. His 34 points is one of the Top 10 scoring efforts in Coastal Carolina history.



KeKe Hicks holds the Coastal Carolina record for made 3-pointers in a game with the 10 he hit against Georgia Tech during the 1994-95 season.

CHANTICLEER INDIVIDUAL SEASON RECORDS

POINTS

1. Howard White, 1975-76.....	770
2. Tony Dunkin, 1992-93.....	759
3. KeKe Hicks, 1993-94.....	582
4. Forrest Junck, 1977-78.....	576
5. Manuel Jessup, 1977-78.....	571
6. Jaylen Shaw, 2016-17.....	559
7. Anthony Raffa, 2012-13.....	554
8. Manuel Jessup, 1976-77.....	553
9. Howard White, 1974-75.....	551
10. Elijah Wilson, 2013-14.....	537

SCORING AVERAGE

1. Howard White, 1975-76.....	29.6
2. Howard White, 1974-75.....	24.0
3. Tony Dunkin, 1992-93.....	23.7
4. Tony Dunkin, 1991-92.....	22.5
5. KeKe Hicks, 1993-94.....	22.4
6. KeKe Hicks, 1994-95.....	21.1
7. Manuel Jessup, 1977-78.....	20.4
8. Torrey Butler, 2000-01.....	19.4
9. Anthony Raffa, 2012-13.....	19.1
10. Forrest Junck, 1977-78.....	18.6
Torrey Butler, 2002-03.....	18.6

REBOUNDS

1. Forrest Junck, 1978-79.....	356
2. Joseph Harris, 2008-09.....	352
3. Joseph Harris, 2009-10.....	336
4. Demario Beck, 2016-17.....	307
5. Jim Cabe, 1976-77.....	272
6. Mohammed Acha, 1992-93.....	265
7. William Calvin, 1986-87.....	263
8. Jeff Roberts, 1981-82.....	257
9. Jim Cabe, 1977-78.....	255
10. Jeff Roberts, 1982-83.....	249

OFFENSIVE REBOUNDS

1. Joseph Harris, 2008-09.....	127
2. William Calvin, 1986-87.....	111
3. Joseph Harris, 2009-10.....	110
4. KeKe Hicks, 1994-95.....	105
5. Demario Beck, 2016-17.....	103
6. Mohammed Acha, 1992-93.....	100
7. Joseph Harris, 2006-07.....	97
8. William Calvin, 1986-87.....	92
9. Chad Gray, 2010-11.....	87
Sam McLaurin, 2011-12.....	87

REBOUND AVERAGE

1. Forrest Junck, 1978-79.....	11.5
2. Joseph Harris, 2008-09.....	11.4
3. Joseph Harris, 2009-10.....	9.6
4. Badou Diagne, 2014-15.....	9.5
5. William Calvin, 1986-87.....	9.4
6. Maurice Ingram, 1994-95.....	9.2
7. Jim Cabe, 1977-78.....	8.8
8. Jim Cabe, 1976-77.....	8.7
William Calvin, 1987-88.....	8.7
10. Jeff Roberts, 1981-82.....	8.6
Jeff Roberts, 1982-83.....	8.6

ASSISTS

1. Robert Smith, 1977-78.....	241
2. Dwight Lighty, 1978-79.....	238
3. Dwight Lighty, 1979-80.....	211
4. Robert Smith, 1976-77.....	203
5. Robert Dowdell, 1989-90.....	201
6. J.J. Foster, 1991-92.....	178
7. Robert Dowdell, 1989-90.....	167
8. Robert Dowdell, 1990-91.....	158
9. Greg Moody, 1987-88.....	157
10. Jaylen Shaw, 2016-17.....	148

STEALS

1. Howard White, 1975-76.....	118
2. Robert Dowdell, 1989-90.....	109
3. Manuel Jessup, 1976-77.....	78
4. Robert Smith, 1977-78.....	76
5. Robert Dowdell, 1990-91.....	73
6. Pele Pelay, 2004-05.....	70
7. J.J. Foster, 1991-92.....	69
Manuel Jessup, 1977-78.....	69
Mohammed Acha, 1992-93.....	69
10. Rodney Dupre, 1997-98.....	66

FIELD GOALS MADE

1. Howard White, 1975-76.....	339
2. Tony Dunkin, 1992-93.....	263
3. Howard White, 1974-75.....	245
4. Manuel Jessup, 1977-78.....	235
5. Forrest Junck, 1978-79.....	234
6. Manuel Jessup, 1976-77.....	233
7. Tony Whittington, 1982-83.....	207
8. Jaylen Shaw, 2016-17.....	203
9. Elijah Wilson, 2013-14.....	200
Chad Gray, 2010-11.....	200
Joseph Harris, 2009-10.....	200

FIELD GOALS ATTEMPTED

1. Howard White, 1975-76.....	693
2. Howard White, 1974-75.....	507
3. Tony Dunkin, 1992-93.....	506
4. Manuel Jessup, 1977-78.....	495
5. Elijah Wilson, 2016-17.....	493
6. Manuel Jessup, 1976-77.....	485
7. Elijah Wilson, 2013-14.....	464
8. KeKe Hicks, 1994-95.....	459
9. KeKe Hicks, 1993-94.....	448
10. Jaylen Shaw, 2016-17.....	441

FIELD GOAL PCT. (min. 150 att.)

1. Sam McLaurin, 2011-12.....	.652
2. Bobby Livingston, 1977-78.....	.631
3. Jeff Roberts, 1981-82.....	.618
4. Jeff Roberts, 1982-83.....	.614
5. Michael Anderson, 1987-88.....	.587
6. Forrest Junck, 1978-79.....	.586
7. Joseph Harris, 2006-07.....	.580
8. Joseph Harris, 2008-09.....	.576
9. Anthony Breeze, 2008-09.....	.570
10. Moses Sonko, 2006-07.....	.560

FREE THROWS MADE

1. Robert Dowdell, 1989-90.....	171
2. Tony Dunkin, 1992-93.....	169
3. Warren Gillis, 2013-14.....	141
4. Desmond Holloway, 2010-11.....	132
Shivaughn Wiggins, 2015-16.....	132
6. Robert Dowdell, 1990-91.....	125
7. Torrey Butler, 2002-03.....	118
8. KeKe Hicks, 1994-95.....	116
9. Shivaughn Wiggins, 2014-15.....	114
10. Derrick Robinson, 2001-02.....	113

FREE THROWS ATTEMPTED

1. Tony Dunkin, 1992-93.....	216
2. Robert Dowdell, 1989-90.....	213
3. Shivaughn Wiggins, 2015-16.....	189
4. Desmond Holloway, 2010-11.....	173
5. Warren Gillis, 2013-14.....	166
Forrest Junck, 1978-79.....	166
Robert Dowdell, 1990-91.....	166
8. Shivaughn Wiggins, 2014-15.....	161
9. Mohammed Acha, 1992-93.....	159
10. Tony Dunkin, 1990-91.....	156

FREE THROW PCT. (min. 30 att.)

1. Jerrod Paige, 1999-2000.....	.967
2. Colin Stevens, 2005-06.....	.900
3. E.J. Gallup, 2003-04.....	.896
4. Michael Allen, 1998-99.....	.886
5. Jack Leasure, 2007-08.....	.873
6. Warren Gillis, 2014-15.....	.872
7. KeKe Hicks, 1994-95.....	.859
8. Warren Gillis, 2013-14.....	.849
9. Moses Sonko, 2005-06.....	.842
10. Steve Hardy, 1978-79.....	.841

3-POINT FIELD GOALS MADE

1. Jack Leasure, 2005-06.....	125
2. KeKe Hicks, 1993-94.....	115
3. Jack Leasure, 2007-08.....	111
4. Dave Mooney, 1987-88.....	102
5. Elijah Wilson, 2016-17.....	100
Dave Mooney, 1986-87.....	100
7. Jack Leasure, 2006-07.....	90
8. E.J. Gallup, 2003-04.....	86
9. Jack Leasure, 2004-05.....	85
10. KeKe Hicks, 1992-93.....	83

BLOCKED SHOTS

1. Sam McLaurin, 2010-11.....	60
2. Sam McLaurin, 2009-10.....	57
3. Mohammed Acha, 1992-93.....	51
4. Bob Livingston, 1976-77.....	49
5. DuWayne Cheatam, 1989-90.....	47
6. Chad Gray, 2010-11.....	42
7. Jeff Roberts, 1982-83.....	39
Joseph Harris, 2006-07.....	39
9. Demario Beck, 2016-17.....	38
Mohammed Acha, 1993-94.....	38

CHANTICLEER INDIVIDUAL CAREER RECORDS

GAMES

1. Elijah Wilson, 2013-17	140
2. Joseph Harris, 2005-10	134
3. Warren Gillis, 2011-15	125
Badou Diagne, 2012-16	125
5. Colton Ray-St Cyr, 2013-17	124
6. Logan Johnson, 2006-10	121
7. Michel Enanga, 2012-17	120
8. Dexter Moore, 2008-12	119
Steven Sexton, 2006-09	119
J.J. Foster, 1988-92	119

SCORING

1. Tony Dunkin, 1989-93	2,151
2. Jack Leasure, 2005-08	1,893
3. Elijah Wilson, 2013-17	1,885
4. Tony Whittington, 1979-83	1,631
5. KeKe Hicks, 1993-95	1,622
6. Derek Wilson, 1985-89	1,492
7. Anthony Raffa, 2010-13	1,470
8. Torrey Butler, 1998-03	1,467
9. William Calvin, 1984-88	1,465
10. Joseph Harris, 2005-10	1,444

SCORING AVERAGE (min. 700 pts.)

1. Howard White, 1974-76	26.9
2. Tony Dunkin, 1989-93	20.7
3. KeKe Hicks, 1993-95	20.5
4. Manuel Jessup, 1976-78	19.1
5. Jack Leasure, 2005-08	16.2
6. Anthony Raffa, 2010-13	15.6
7. Michael Hopkins, 1980-82	15.5
8. Torrey Butler, 1998-03	14.5
9. Chady Gray, 2009-11	14.4
10. Tony Whittington, 1979-83	14.1
Forrest Junck, 1978-80	14.1
E.J. Gallup, 2002-04	14.1

FIELD GOALS MADE

1. Tony Dunkin, 1989-93	775
2. Tony Whittington, 1979-83	676
3. Elijah Wilson, 2013-17	659
4. Jack Leasure, 2005-08	644
5. William Calvin, 1984-88	617
6. Joseph Harris, 2009-10	592
7. Howard White, 1974-76	584
8. Derek Wilson, 1985-89	561
9. Torrey Butler, 1998-03	535
10. KeKe Hicks, 1993-95	524

FIELD GOALS ATTEMPTED

1. Elijah Wilson, 2013-17	1,687
2. Jack Leasure, 2005-08	1,493
3. Tony Dunkin, 1989-93	1,486
4. Tony Whittington, 1979-83	1,353
5. William Calvin, 1984-88	1,327
6. KeKe Hicks, 1993-95	1,313
7. Howard White, 1974-76	1,200
8. Derek Wilson, 1985-89	1,130
9. Anthony Raffa, 2010-13	1,088
10. Torrey Butler, 1998-03	1,082

FIELD GOAL PCT. (min. 300 made)

1. Joseph Harris, 2005-10	562
2. Forrest Junck, 1978-80	558
3. DuWayne Cheatam, 1987-91	529
4. Jim Cabe, 1976-78	526
5. Tony Dunkin, 1989-93	521
6. Maurice Ingram, 1994-97	509
7. Chad Gray, 2009-11	505
8. Tony Whittington, 1979-83	499
9. Derek Wilson, 1985-89	496
10. Torrey Butler, 1998-03	494

FREE THROWS MADE

1. Tony Dunkin, 1989-93	487
2. Robert Dowdell, 1987-91	404
3. Derek Wilson, 1985-89	327
4. Warren Gillis, 2011-15	305
5. Anthony Raffa, 2010-13	304
6. KeKe Hicks, 1993-95	299
7. Kierre Greenwood, 2009-13	290
8. Torrey Butler, 1998-03	289
9. Tony Whittington, 1979-83	279
10. Elijah Wilson, 2013-17	274

FREE THROWS ATTEMPTED

1. Tony Dunkin, 1989-93	656
2. Robert Dowdell, 1987-91	523
3. Derek Wilson, 1985-89	466
4. Joseph Harris, 2005-10	426
5. Tony Whittington, 1979-83	413
6. Torrey Butler, 1998-03	410
7. Anthony Raffa, 2010-13	404
8. Kierre Greenwood, 2009-13	386
9. Elijah Wilson, 2013-17	385
10. Maurice Ingram, 1994-97	376

FREE THROW PCT. (min. 100 made)

1. Warren Gillis, 2011-15	840
Steve Hardy, 1977-79	840
Jack Leasure, 2005-08	840
4. Warren Gillis, 2012-pres.	824
5. KeKe Hicks, 1993-95	817
6. Dennis Casey, 1978-80	779
7. Howard White, 1974-76	777
8. Mario Sisinni, 2006-09	776
9. Colin Stevens, 2005-06	774
10. Robert Dowdell, 1987-91	772

REBOUNDS

1. Joseph Harris, 2005-10	1152
2. William Calvin, 1984-88	888
3. Badou Diagne, 2012-16	789
4. Tony Whittington, 1979-83	763
5. Tony Dunkin, 1989-93	725
6. Derek Wilson, 1985-89	712
7. Maurice Ingram, 1994-97	675
8. Sam McLaurin, 2008-12	647
9. Moses Sonko, 2004-07	580
10. DuWayne Cheatam, 1987-91	575

REBOUND AVERAGE (min. 45 gms.)

1. Forrest Junck, 1978-80	9.2
2. Jim Cabe, 1976-78	8.8
3. Maurice Ingram, 1994-97	8.8
4. Joseph Harris, 2009-10	8.6
Jeff Roberts, 1981-83	8.6
6. William Calvin, 1984-88	8.2
7. Mohammed Acha, 1992-94	8.1
8. Bobby Livingston, 1976-78	7.1
9. Tony Dunkin, 1989-93	7.0
10. El Hadji Ndieguene, 2013-14	6.9
Ronnie Love, 1975-77	6.9

BLOCKED SHOTS

1. Sam McLaurin, 2008-2012	155
2. Joseph Harris, 2009-10	142
3. DuWayne Cheatam, 1987-91	112
4. Badou Diagne, 2012-16	99
5. Mohammed Acha, 1992-94	89
6. Tony Dunkin, 1989-93	87
7. Derek Wilson, 1985-89	74
8. Chad Gray, 2009-11	69
9. Jon Pack, 2008-12	67
Jeff Roberts, 1981-83	67

ASSISTS

1. Robert Dowdell, 1987-91	561
2. Kierre Greenwood, 2009-13	481
3. Dwight Lighty, 1977-80	460
4. Robert Smith, 1976-78	444
5. Alvin Green, 2000-05	411
6. Greg Moody, 1984-88	376
7. Jack Leasure, 2005-08	353
8. Greg Smith, 1994-98	350
9. Logan Johnson, 2006-10	312
10. J.J. Foster, 1988-92	304

STEALS

1. Robert Dowdell, 1987-91	239
2. Joseph Harris, 2005-10	205
3. Tony Whittington, 1979-83	179
4. Kierre Greenwood, 2009-13	178
Howard White, 1974-76	178
6. Warren Gillis, 2011-15	164
7. Brian Penny, 1987-91	158
8. Alvin Green, 2000-05	155
9. Greg Moody, 1984-88	153
10. Jack Leasure, 2005-08	148

CHANTICLEER SINGLE SEASON TEAM RECORDS

WINS

1.	2010-11.....	28
	2009-10.....	28
3.	2014-15.....	24
	1990-91.....	24
5.	1989-90.....	23
6.	1992-93.....	22
7.	2015-16.....	21
	2013-14.....	21
	1982-83.....	21
	1981-82.....	21
	1976-77.....	21

POINTS

1.	2016-17.....	2,833
2.	2010-11.....	2,597
3.	2009-10.....	2,584
4.	1978-79.....	2,491
5.	1992-93.....	2,488
6.	2013-14.....	2,458
7.	1976-77.....	2,456
8.	2014-15.....	2,438
9.	2015-16.....	2,410
10.	1990-91.....	2,339

SCORING AVERAGE

1.	1974-75.....	83.2
2.	1978-79.....	80.4
3.	1977-78.....	79.4
4.	1976-77.....	79.2
5.	1992-93.....	77.8
6.	1989-90.....	77.0
7.	2010-11.....	76.4
8.	1993-94.....	76.3
9.	1987-88.....	75.6
10.	1975-76.....	74.9

DEFENSIVE AVERAGE

1.	2009-10.....	60.1
2.	1980-81.....	61.6
3.	1982-83.....	62.2
4.	2014-15.....	62.4
5.	1983-84.....	62.9
6.	2012-13.....	63.4
7.	2010-11.....	64.1
8.	1981-82.....	64.3
9.	1990-91.....	64.7
10.	2011-12.....	65.9

SCORING MARGIN

1.	2009-10.....	+13.7
2.	2010-11.....	+12.3
3.	2014-15.....	+9.3
4.	1981-82.....	+8.5
5.	1990-91.....	+8.4
6.	1982-83.....	+7.8
7.	1989-90.....	+7.1
8.	1992-93.....	+6.9
9.	2011-12.....	+6.6
10.	2015-16.....	+6.5

FIELD GOALS MADE

1.	2016-17.....	1,021
2.	1976-77.....	1,020
3.	1978-79.....	1,008
4.	2009-10.....	966
5.	1977-78.....	942
6.	2010-11.....	930
7.	1992-93.....	893
8.	1981-82.....	885
9.	1979-80.....	877
10.	2013-14.....	861

FIELD GOAL PERCENTAGE

1.	1978-79.....	.521
2.	1977-78.....	.506
3.	1982-83.....	.505
4.	1983-84.....	.489
5.	2011-12.....	.487
6.	2010-11.....	.486
7.	1992-93.....	.479
8.	2009-10.....	.478
9.	1985-86.....	.475
	1976-77.....	.475

3-PT FIELD GOALS MADE

1.	2016-17.....	318
2.	2015-16.....	244
3.	2005-06.....	241
4.	2007-08.....	239
5.	2014-15.....	228
6.	1999-00.....	224
7.	1993-94.....	222
8.	2008-09.....	220
9.	2006-07.....	217
10.	2013-14.....	212

FREE THROWS MADE

1.	2010-11.....	576
2.	2014-15.....	538
3.	2013-14.....	524
4.	1989-90.....	511
5.	1992-93.....	507
6.	1978-79.....	475
7.	2016-16.....	473
8.	2009-10.....	468
9.	2015-16.....	458
10.	1990-91.....	455

FREE THROW PERCENTAGE

1.	2005-06.....	.744
2.	1988-89.....	.729
3.	1976-77.....	.710
4.	1981-82.....	.709
5.	1978-79.....	.708
	2003-04.....	.708
7.	1989-90.....	.705
8.	1983-84.....	.703
9.	1992-93.....	.701
	1982-83.....	.701

REBOUNDS

1.	2016-17.....	1,574
2.	2009-10.....	1,375
3.	2010-11.....	1,339
4.	2014-15.....	1,338
5.	2013-14.....	1,336
6.	2015-16.....	1,299
7.	1976-77.....	1,230
8.	1978-79.....	1,215
9.	2011-12.....	1,171
10.	1990-91.....	1,160

REBOUND AVERAGE

1.	2016-17.....	40.4
2.	2015-16.....	39.4
	2014-15.....	39.4
	2010-11.....	39.4
5.	2013-14.....	39.3
	2009-10.....	39.3
7.	1978-79.....	39.2
8.	1987-88.....	38.7
	1985-86.....	38.7
10.	2011-12.....	37.8

REBOUND MARGIN

1.	2014-15.....	+8.1
	1977-78.....	+7.3
3.	2010-11.....	+7.1
4.	1987-88.....	+5.9
5.	2012-13.....	+5.7
	2011-12.....	+5.7
7.	2009-10.....	+5.6
8.	1978-79.....	+5.2
9.	1985-86.....	+5.1
10.	2013-14.....	+4.7

ASSISTS

1.	1978-79.....	605
2.	1979-80.....	552
3.	2009-10.....	541
4.	1977-78.....	537
5.	2010-11.....	521
6.	2006-07.....	497
7.	1992-93.....	480
8.	1990-91.....	478
9.	1976-77.....	476
10.	2016-17.....	467

STEALS

1.	1977-78.....	308
2.	1976-77.....	297
3.	1990-91.....	286
4.	2006-07.....	277
5.	1989-90.....	276
	1985-86.....	276
7.	1982-83.....	266
8.	2009-10.....	265
9.	1991-92.....	264
10.	1981-82.....	256

BLOCKED SHOTS

1.	2009-10.....	156
2.	2010-11.....	153
3.	2011-12.....	120
	1992-93.....	120
5.	2015-16.....	113
6.	2014-15.....	111
7.	2016-17.....	109
8.	1990-91.....	99
9.	2013-14.....	96
10.	2008-09.....	95

SINGLE GAME RECORDS

POINTS

125 vs. Thomas More
(12/20/2010)

FIELD GOALS MADE

47 vs. Thomas More (12/20/2010)
Morris (11/24/1984)

FIELD GOAL PERCENTAGE

.681 vs. Spalding [32-of-47]
(11/18/2011)

3-POINT FIELD GOALS MADE

16 vs. UNC Asheville (02/27/2008)
16 vs. VMI (01/14/2008)

3-POINT FIELD GOALS ATTEMPTED

41 vs. VMI (02/09/2008)

FREE THROW PERCENTAGE

(Minimum 10 made)
.938 vs. Radford [15-of-16]
(01/12/2008)

REBOUNDS

66 vs. Warren Wilson (12/11/2014)
66 vs. Limestone (01/14/1988)


STEALS

24 vs. Erskine (02/05/1989)

ASSISTS

32 vs. Ohio Valley (12/28/2005)
32 vs. UMBC (01/14/1993)


CHANTICLEER 1,000 POINT SCORERS



TONY DUNKIN // 2,151 //

(1990-1993)

YEAR	GP-GS	FG	3FG	FT	PTS	AVG
1989-90	23-23	147	15	107	416	18.1
1990-91	28-28	194	9	107	504	18.1
1991-92	21-21	171	26	104	472	22.5
1992-93	32-32	263	64	169	759	20.7
Totals	104-104	775	114	487	2,151	20.7



TONY DUNKIN



JACK LEASURE



JACK LEASURE // 1,893 //

(2005-2008)

YEAR	GP-GS	FG	3FG	FT	PTS	AVG
2004-05	29-24	146	85	43	420	14.5
2005-06	30-30	180	125	50	535	17.8
2006-07	30-30	163	90	53	469	15.6
2007-08	28-28	155	111	48	469	16.8
Totals	117-112	644	411	194	1,893	16.2




ELIJAH WILSON // 1,885 //

(2013-2017)


YEAR	GP-GS	FG	3FG	FT	PTS	AVG
2013-14	34-34	200	51	86	537	15.8
2014-15	34-27	129	66	61	385	11.3
2015-16	33-33	156	76	65	453	13.7
2016-17	39-38	174	100	62	510	13.1
Totals	140-132	659	293	274	1,885	13.5



ELIJAH WILSON




KEKE HICKS




TONY WHITTINGTON // 1,631 //

(1980-1983)


YEAR	GP-GS	FG	3FG	FT	PTS	AVG
1979-80	29-29	148	0	56	352	12.1
1980-81	26-26	132	0	75	339	13.0
1981-82	30-30	189	0	65	443	14.8
1982-83	31-31	207	0	117	497	16.0
Totals	116-116	676	0	279	1,631	14.1



TONY WHITTINGTON




DEREK WILSON



KEKE HICKS // 1,622 //

(1993-1995)

YEAR	GP-GS	FG	3FG	FT	PTS	AVG
1992-93	28-27	175	83	80	513	18.3
1993-94	26-20	182	115	103	582	22.4
1994-95	25-25	167	77	116	527	21.1
Totals	79-72	524	275	299	1,622	20.5



DEREK WILSON // 1,492 //

(1986-1989)


YEAR	GP-GS	FG	3FG	FT	PTS	AVG
1985-86	26-23	98	0	78	274	10.5
1986-87	27-27	130	0	79	339	12.5
1987-88	28-28	169	11	68	417	14.8
1988-89	28-27	164	32	102	462	16.5
Totals	109-105	561	43	327	1,492	13.7



ANTHONY RAFFA // 1,470 //

(2011-2013)

YEAR	GP-GS	FG	3FG	FT	PTS	AVG
2010-11	34-4	133	29	103	398	11.7
2011-12	31-31	184	45	105	518	16.7
2012-13	29-29	199	60	96	554	19.1
Totals	94-64	516	134	304	1,470	15.6



ANTHONY RAFFA

CHANTICLEER 1,000 POINT SCORERS

**TORREY BUTLER**

// 1,467 //

(1999-2003)




YEAR	GP-GS	FG	3FG	FT	PTS	AVG
1998-99	25-13	77	2	26	182	7.3
1999-00	22-20	97	15	50	259	11.8
2000-01	26-23	180	50	95	505	19.4
2002-03	28-28	181	41	118	521	18.6
Totals	101-84	535	108	289	1467	14.5

**TORREY BUTLER****JOSEPH HARRIS****WILLIAM CALVIN**

// 1,465 //

(1985-1988)


YEAR	GP-GS	FG	3FG	FT	PTS	AVG
1984-85	28-28	156	0	43	355	12.7
1985-86	23-18	117	0	51	285	12.3
1986-87	28-28	155	7	47	364	13.0
1987-88	28-28	189	10	73	461	16.4
Totals	107-102	617	17	214	1,465	13.8

**WILLIAM CALVIN****HOWARD WHITE****JOSEPH HARRIS**

// 1,444 //

(2006-2010)


YEAR	GP-GS	FG	3FG	FT	PTS	AVG
2005-06	30-20	71	0	21	163	5.4
2006-07	30-24	102	0	43	247	8.2
2007-08	8-8	29	0	8	66	8.3
2008-08	31-30	190	0	91	471	15.2
2009-10	35-34	200	3	94	497	14.2
Totals	134-116	592	3	257	1,444	10.8

**WARREN GILLIS****ROBERT DOWDELL****WARREN GILLIS**

// 1,352 //

(2012-2015)


YEAR	GP-GS	FG	3FG	FT	PTS	AVG
2011-12	30-3	48	3	13	112	3.7
2012-13	27-26	109	24	42	284	10.5
2013-14	34-33	167	26	141	501	14.7
2014-15	34-34	160	26	109	455	13.4
Totals	125-96	484	79	305	1,352	10.8

**HOWARD WHITE**

// 1,321 //

(1975-1976)



YEAR	GP-GS	FG	3FG	FT	PTS	AVG
1974-75	23-23	245	0	61	551	24.0
1975-76	26-26	339	0	92	770	29.6
Totals	49-49	584	0	153	1,321	26.9

**BRIAN PENNY**

// 1,208 //

(1988-1991)

YEAR	GP-GS	FG	3FG	FT	PTS	AVG
1987-88	19-0	10	4	12	36	1.8
1988-89	26-25	126	69	36	357	13.7
1989-90	29-29	120	61	46	347	12.0
1990-91	32-32	172	71	53	468	14.6
Totals	106-86	428	205	147	1,208	11.4


**BRIAN PENNY****KIERRE GREENWOOD****ROBERT DOWDELL**

// 1,202 //

(1988-1991)

YEAR	GP-GS	FG	3FG	FT	PTS	AVG
1987-88	26-0	9	0	12	30	1.1
1988-89	28-28	91	18	99	299	10.6
1989-90	29-29	119	36	171	445	15.3
1990-91	32-32	128	47	125	428	13.4
Totals	115-89	347	101	407	1,202	10.5

CHANTICLEER 1,000 POINT SCORERS


KIERRE GREENWOOD
// 1,199 //

(2009-2013)

YEAR	GP-GS	FG	3FG	FT	PTS	AVG
2009-10	35-35	114	18	71	317	9.1
2010-11	27-27	78	11	43	210	7.8
2011-12	28-27	108	18	77	311	11.1
2012-13	28-28	124	14	99	361	12.9
Totals	118-117	424	61	290	1,199	10.2


PELE PAELAY

MOSES SONKO

PELE PAELAY
// 1,178 //


(2003-2006)


YEAR	GP-GS	FG	3FG	FT	PTS	AVG
2002-03	24-2	36	7	13	92	3.8
2003-04	28-5	54	13	32	153	5.5
2004-05	29-28	175	40	98	488	16.8
2005-06	30-30	153	49	90	445	14.8
Totals	111-65	418	109	233	1,178	10.6


MOSES SONKO
// 1,167 //

(2004-2007)


YEAR	GP-GS	FG	3FG	FT	PTS	AVG
2003-04	29-3	68	0	44	180	6.2
2004-05	27-13	79	1	17	176	6.5
2005-06	30-30	140	6	64	350	11.7
2006-07	30-30	188	6	79	461	15.4
Totals	116-76	475	13	204	1,167	10.1


DuWAYNE CHEATAM

BRANDON NEWBY

MANUEL JESSUP
// 1,124 //

(1977-1978)

YEAR	GP-GS	FG	3FG	FT	PTS	AVG
1976-77	31-31	233	0	87	553	17.8
1977-78	26-20	235	0	101	582	20.3
Totals	54-47	468	0	198	1,124	19.1


DuWAYNE CHEATAM
// 1,085 //

(1988-1991)

YEAR	GP-GS	FG	3FG	FT	PTS	AVG
1987-88	26-12	42	0	17	101	3.8
1988-89	28-14	85	0	52	222	7.9
1989-90	29-27	159	0	75	393	13.6
1990-91	31-31	142	0	85	369	11.9
Totals	114-84	428	0	229	1,085	9.5


BADOU DIAGNE

BADOU DIAGNE
// 1,071 //

(2012-2016)

YEAR	GP-GS	FG	3FG	FT	PTS	AVG
2012-13	29-19	61	18	18	158	5.4
2013-14	32-15	92	24	48	256	8.0
2014-15	34-34	114	29	65	322	9.5
2015-16	30-28	119	27	70	335	11.2
Totals	125-96	386	98	201	1,071	8.7


BRANDON NEWBY
// 1,000 //

(1999-2002, 2003-04)

YEAR	GP-GS	FG	3FG	FT	PTS	AVG
1999-00	17-7	29	15	12	85	5.0
2000-01	24-18	94	22	51	261	10.9
2001-02	24-19	109	44	78	340	14.2
2003-04	27-22	106	34	68	314	11.6
Totals	92-66	338	115	209	1,000	10.9

CHANTICLEER RECORDS BY CLASS

POINTS

Freshman

537 by Elijah Wilson (2013-14)

Sophomore

535 by Jack Leasure (2005-06)

Junior

582 by KeKe Hicks (1993-94)

Senior

770 by Howard White (1975-76)

GAMES

Freshman

39 by Artur Labinowicz (2016-17)

Sophomore

34 by Michel Enanga (2013-14),
Elijah Wilson & Shivaughn Wiggins (2014-15)

Junior

39 by Jaylen Shaw & Demario Beck (2016-17)

Senior

39 by Elijah Wilson (2016-17)

FIELD GOALS MADE

Freshman

200 by Elijah Wilson (2013-14)

Sophomore

194 by Tony Dunkin (1990-91)

Junior

234 by Forrest Junck (1978-79)

Senior

263 by Tony Dunkin (1992-93)

FIELD GOAL PERCENTAGE

(min. 100 FG made)

Freshman

.525 (147-280)
by Tony Dunkin
(1989-90)

Sophomore

.580 (102-176)
by Joseph Harris
(2006-07)

Junior

.576 (189-331)
by Joseph Harris
(2008-09)

Senior

.652 (137-210)
by Sam McLaurin
(2011-12)

3-PT. FIELD GOALS MADE

Freshman

85 by Jack Leasure (2004-05)

Sophomore

125 by Jack Leasure (2005-06)

Junior

115 by KeKe Hicks (1993-94)

Senior

111 by Jack Leasure (2007-08)

FREE THROWS MADE

Freshman

86 by Elijah Wilson (2013-14)

Sophomore

114 by Shivaughn Wiggins (2014-15)

Junior

171 by Robert Dowdell (1989-90)

Senior

169 by Tony Dunkin (1992-93)

FREE THROW PERCENTAGE

(min. 75 FT made)

Freshman

.699 (86-123)
by Elijah Wilson (2013-14)

Sophomore

.800 (80-100)
by KeKe Hicks (1992-93)

Junior

.849 (141-166)
by Warren Gillis (2013-14)

Senior

.872 (109-125)
by Warren Gillis (2014-15)

REBOUNDS

Freshman

182 by William Calvin (1984-85)

Sophomore

231 by Maurice Ingram (1994-95)

Junior

356 by Forrest Junck (1978-79)

Senior

336 by Joseph Harris (2009-10)

REBOUND AVERAGE

Freshman

6.5 by William Calvin (1984-85)

Sophomore

9.2 by Maurice Ingram (1994-95)

Junior

11.4 by Joseph Harris
(2008-09)

Senior

9.6 by Joseph Harris (2009-10)

ASSISTS

Freshman

117 by Kierre Greenwood
(2009-10)

Sophomore

167 by Robert Dowdell (1988-89)

Junior

201 by Robert Dowdell (1989-90)

Senior

241 by Robert Smith (1977-78)

CHANTICLEER ANNUAL LEADERS

SEASON SCORING LEADERS

Year	Name	Games	Points	Avg.
1974-75	Howard White	23	551	24.0
1975-76	Howard White	26	770	29.6
1976-77	Manuel Jessup	31	553	17.8
1977-78	Manuel Jessup	28	571	20.4
1978-79	Forrest Junck	31	576	18.6
1979-80	James Brown	22	283	12.9
1980-81	Tommy Rollins	26	398	15.3
1981-82	Michael Hopkins	30	471	15.7
1982-83	Tony Whittington	29	465	16.0
1983-84	Robert Gray	28	365	13.0
1984-85	William Calvin	28	355	12.7
1985-86	Ricky Rutherford	25	315	12.6
1986-87	Dave Mooney	28	391	13.9
1987-88	William Calvin	28	461	16.4
1988-89	Derek Wilson	28	462	16.5
1989-90	Tony Dunkin	23	416	18.1
1990-91	Tony Dunkin	28	504	18.0
1991-92	Tony Dunkin	21	472	22.5
1992-93	Tony Dunkin	32	759	23.7
1993-94	KeKe Hicks	26	582	22.4
1994-95	KeKe Hicks	25	527	21.1
1995-96	Ben Avery	26	433	16.7
1996-97	Ben Avery	27	340	12.6
1997-98	Rodney Dupre'	27	343	12.7
1998-99	Marcus Stewart	18	239	13.3
1999-00	Matt Gladieux	28	464	16.6
2000-01	Torrey Butler	26	505	19.4
2001-02	Brandon Newby	24	340	14.2
2002-03	Torrey Butler	28	521	18.6
2003-04	E.J. Gallup	29	498	17.2
2004-05	Pele Paelay	29	488	16.8
2005-06	Jack Leasure	30	535	17.8
2006-07	Jack Leasure	30	469	15.6
2007-08	Jack Leasure	28	469	16.8
2008-09	Joseph Harris	31	471	15.2
2009-10	Chad Gray	34	487	14.3
2010-11	Desmond Holloway	26	480	18.5
2011-12	Anthony Raffa	31	518	16.7
2012-13	Anthony Raffa	29	554	19.1
2013-14	Elijah Wilson	34	537	15.8
2014-15	Warren Gillis	34	455	13.4
2015-16	Elijah Wilson	33	453	13.7
2016-17	Jaylen Shaw	39	559	14.3

SEASON REBOUNDING LEADERS

Year	Name	Games	Rebounds	Avg.
1974-75	Dale Ellis	23	144	6.3
1975-76	Frank White	26	219	8.4
1976-77	Jim Cabe	31	272	8.7
1977-78	Jim Cabe	29	255	8.8
1978-79	Forrest Junck	31	356	11.5
1979-80	Forrest Junck	27	178	6.6
1980-81	Herm Senor	26	208	8.0
1981-82	Jeff Roberts	30	257	8.6
1982-83	Jeff Roberts	27	237	8.8
1983-84	Jeff Norman	30	181	6.0
1984-85	William Calvin	28	182	6.5
1985-86	William Calvin	23	197	8.5
1986-87	William Calvin	28	263	9.4
1987-88	William Calvin	28	246	8.7
1988-89	Richard Scantlebury	27	175	6.4
1989-90	DuWayne Cheatham	29	207	7.1
1990-91	Tony Dunkin	28	200	7.1
1991-92	Tony Dunkin	21	170	8.1
1992-93	Mohammed Acha	32	265	8.3

1993-94	Mohammed Acha	22	172	7.8
1994-95	Maurice Ingram	25	231	9.2
1995-96	Maurice Ingram	25	229	9.2
1996-97	Maurice Ingram	27	215	8.0
1997-98	Marcus Stewart	23	151	6.6
1998-99	Marcus Stewart	18	94	5.2
1999-00	Steve Miles	17	85	5.0
2000-01	Tony Darden	28	168	6.0
2001-02	Tony Darden	28	166	5.9
2002-03	Torrey Butler	28	181	6.5
2003-04	Clint Nagel	29	125	4.3
2004-05	Clint Nagel	29	184	6.3
2005-06	Joseph Harris	30	174	5.8
2006-07	Joseph Harris	30	227	7.6
2007-08	Anthony Breeze	28	147	5.3
2008-09	Joseph Harris	31	352	11.4
2009-10	Joseph Harris	35	336	9.6
2010-11	Sam McLaurin	33	232	7.0
2011-12	Sam McLaurin	31	233	7.5
2012-13	El Hadji Ndieguene	28	193	6.9
2013-14	El Hadji Ndieguene	34	218	6.8
2014-15	Badou Diagne	34	248	9.5
2015-16	Tristian Curtis	32	222	6.9
2016-17	Demario Beck	39	307	7.9

SEASON ASSIST LEADERS


Year	Name	Games	Assists	Avg.
1974-75	Howard White	23	34	1.5
1975-76	Howard White	26	106	4.1
1976-77	Robert Smith	31	203	6.5
1977-78	Robert Smith	29	241	8.3
1978-79	Dwight Lighty	31	238	7.7
1979-80	Dwight Lighty	28	211	7.5
1980-81	Nate Gagum	26	130	5.0
1981-82	James Edmonds	30	144	4.8
1982-83	Robert Gray	17	64	3.8
1983-84	Robert Gray	28	91	3.3
1984-85	Greg Moody	28	79	2.8
1985-86	Greg Moody	26	104	4.0
1986-87	Dave Mooney	28	76	2.7
1987-88	Greg Moody	28	157	5.6
1988-89	Robert Dowdell	28	167	6.0
1989-90	Robert Dowdell	29	201	6.9
1990-91	Robert Dowdell	32	158	4.9
1991-92	J.J. Foster	31	178	5.7
1992-93	Joey Hart	32	137	3.3
1993-94	Joey Hart	26	87	3.3
1994-95	Greg Smith	25	113	4.5
1995-96	Greg Smith	26	78	3.0
1996-97	Greg Smith	27	65	2.4
1997-98	Greg Smith	27	94	3.5
1998-99	Steve Miles	27	59	2.2
1999-00	Matt Gladieux	28	70	2.5
2000-01	Alvin Green	25	100	4.0
2001-02	Alvin Green	28	97	3.5
2002-03	Colin Stevens	28	70	2.5
2003-04	Alvin Green	27	101	3.7
2004-05	Alvin Green	29	97	3.3
2005-06	Jack Leasure	30	122	4.1
2006-07	Jack Leasure	30	108	3.6
2007-08	Logan Johnson	27	88	3.3
2008-09	Logan Johnson	31	101	3.3
2009-10	Kierre Greenwood	35	117	3.3
2010-11	Kierre Greenwood	27	109	4.0
2011-12	Kierre Greenwood	28	141	5.0
2012-13	Kierre Greenwood	28	114	4.1
2013-14	Warren Gillis	34	106	3.1

CHANTICLEER ANNUAL LEADERS

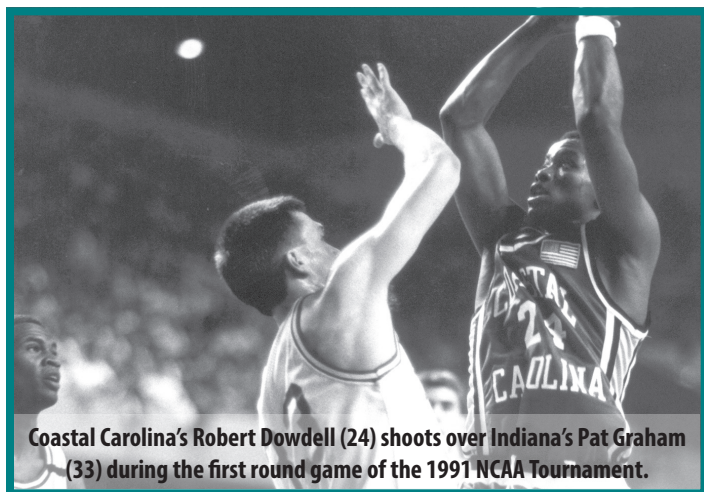
2014-15	Shivaughn Wiggins	34	111	3.2
2015-16	Jaylen Shaw	33	129	3.9
2016-17	Jaylen Shaw	39	148	3.8



No. 15 SEED SOUTHEAST REGIONAL



SITTING (L-R) -- Jimmie Holden (manager), Tony Dunkin, Ernie Williams, Eddie Lesaine, DuWayne Cheatam, Eric Grissett, Jay McGregory, David Sides (manager). STANDING (L-R) -- Mike Selvy (assistant coach), Dean Murray (graduate assistant coach), Mike Murphy (assistant coach), J.J. Foster, Carlose Estes, Ron Poll, Brian Penny, Robert Dowdell, Gary Leiner (assistant coach), Russ Bergman (head coach).



Coastal Carolina's Robert Dowdell (24) shoots over Indiana's Pat Graham (33) during the first round game of the 1991 NCAA Tournament.

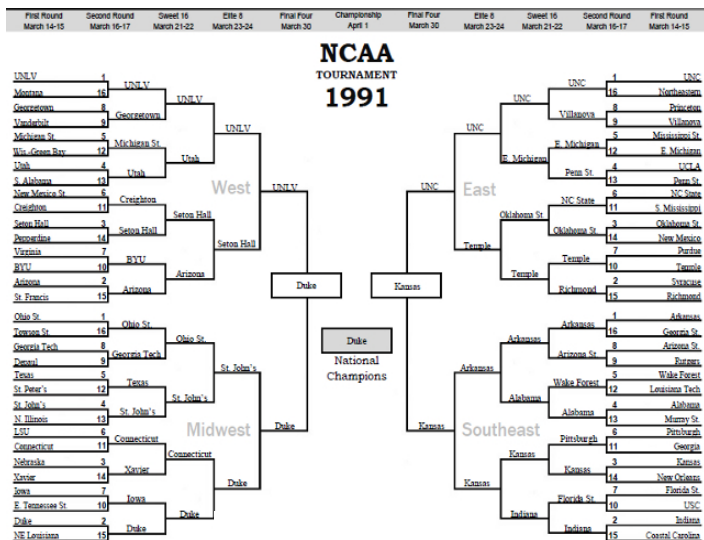
ABOUT THE POSTSEASON

The Chanticleers finished the regular season with a 20-7 overall record and a 13-1 mark in the Big South Conference. The postseason saw Coastal Carolina take the No. 1 seed into the conference tournament after winning its fourth consecutive regular season Big South crown. Coastal Carolina marched through the conference tourney in Anderson, S.C., and captured its second straight championship by defeating Augusta College 89-54 in the Chants' national television debut on ESPN. It was then on to Jackson, Miss., for a game with the Tigers of Jackson State in the NCAA Tournament Play-in game. Robert Dowdell, who was named the ESPN/Coca-Cola Player of the Game, led the Chants to a 78-59 rout over the Tigers, gaining Coastal Carolina a spot in its first-ever NCAA Tournament.

The Chants drew a Southeast Region match-up as the 15th seed against Bobby Knight and his second-seeded Indiana Hoosiers. The Chants began slowly in front of the Hoosier-biased crowd of 18,217 at Freedom Hall in Louisville, Ky. The heavily favored Hoosiers took a 46-30 halftime lead as the CBS national television audience looked on. The second half saw the real Chanticleers stand up as senior Brian Penny pumped in 25 second-half points and pulled the Chants to within three at 66-63 with 2:55 remaining. The Hoosiers' Damon Bailey then sank a 3-pointer and Indiana connected from the charity stripe down the stretch as it held on for a 79-69 win. Penny, whose performance was heralded as "one of the best I've ever seen" by CBS analyst Bill Walton, was named the CBS/Chevrolet Player of the Game.

THE BOXSCORE


COASTAL CAROLINA (69)	FG-FGA	3FG-3FGA	FT-FTA	PTS	RB	PF
Tony Dunkin (f)	4-14	1-2	2-2	11	5	4
Eddie Lesaine (f)	1-4	1-2	2-2	5	7	4
DuWayne Cheatam (c)	1-3	0-0	0-0	2	5	5
Robert Dowdell (g)	5-13	2-7	2-2	14	5	4
Brian Penny (g)	13-15	5-6	3-4	34	5	4
J.J. Foster	1-5	1-2	0-0	3	1	3
Ernie Williams	0-3	0-1	0-1	0	1	0
Ron Poll	0-0	0-0	0-0	0	0	0
TOTALS	25-57	10-20	9-11	69	29	25
INDIANA (79)	FG-FGA	3FG-3FGA	FT-FTA	PTS	RB	PF
Eric Anderson (f)	8-12	0-0	6-6	22	7	2
Calbert Chaney (f)	7-15	1-2	2-2	17	14	2
Matt Nover (c)	4-6	0-0	7-8	15	3	1
Greg Graham (g)	1-2	0-1	1-2	3	2	1
Jamal Meeks (g)	0-3	0-0	2-2	2	6	2
Damon Bailey	3-9	0-1	5-6	9	1	1
Pat Graham	2-5	0-1	5-6	9	1	1
Chris Reynolds	1-2	0-0	0-2	2	1	2
L. Jones	0-1	0-0	0-0	0	0	0
TOTALS	26-55	2-6	25-31	79	36	12



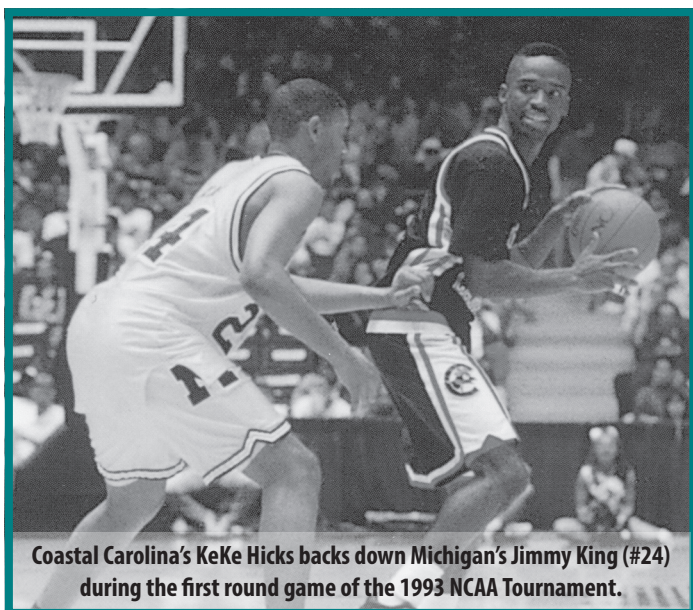
NCAA

No. 16 SEED

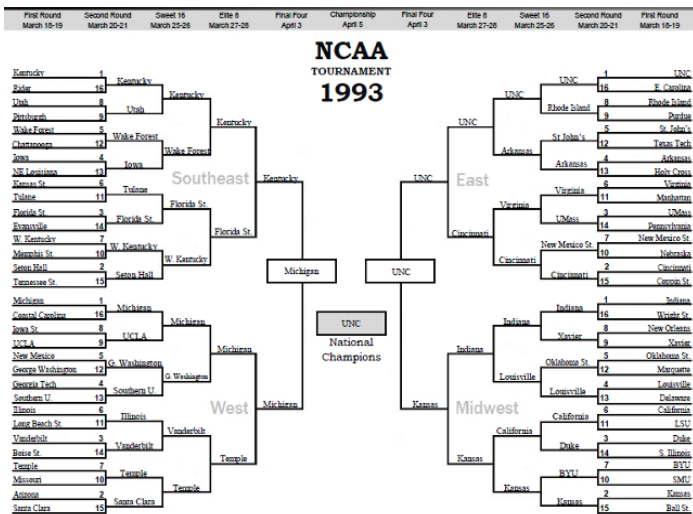
WEST REGIONAL



SITTING (L-R) -- Student Manager, Mohammed Acha, Phillip McLean, Dennis Pierre, Marcus Key, Tony Dunkin, Larry Johnnican, Spencer Saunders, David Sides (manager). STANDING (L-R) -- Chris Kristich (assistant coach), Ron Poll (assistant coach), KeKe Hicks, Joey Hart, Tarrence Willis, Mike Doyle, Alfonso Grissett, Mickey Wilson, Darryl Robinson (assistant coach), Russ Bergman (head coach), Adam Preyer (assistant coach).



Coastal Carolina's KeKe Hicks backs down Michigan's Jimmy King (#24) during the first round game of the 1993 NCAA Tournament.



ABOUT THE POSTSEASON

Coastal Carolina recorded its seventh 20-win season by notching a 22-10 overall record, including a 12-4 Big South Conference mark. After entering February with a 10-8 overall record, the Chanticleers turned up the heat and finished the season by going 12-2. The streak included an 11-game winning streak which began on Feb. 8 and ended with the program's third Big South Conference Tournament championship. In the conference tournament, the Chanticleers defeated the home-standing Buccaneers of Charleston Southern University 79-66 at the North Charleston Coliseum in Charleston, S.C. In the semis, Maryland Baltimore County fell to Coastal Carolina 66-59. It was then to the finals as Coastal Carolina squared off with tourney cinderella Winthrop University. The Chants proved to be too much and crushed the glass slipper with a 78-65 victory over the Eagles. The win vaulted Coastal Carolina into the 1993 NCAA Tournament.

When the field was set, the Chants were seeded 16th in the West Region and drew the "Fab 5" of the Michigan Wolverines. The mighty Wolverines, sporting arguably the best class ever to be recruited by one NCAA institution, used their size advantage to the fullest to down the Chants 84-53. Coastal Carolina superstar Tony Dunkin led the Chants with 17 points and added six rebounds. The flashy dunks and "in-your-face" play of Mohammed Acha captured much of the spotlight as he tallied 10 points and nine rebounds to be named the CBS/Chevrolet Player of the Game.

THE BOXSCORE

COASTAL CAROLINA (53)	FG-FGA	3FG-3FGA	FT-FTA	PTS	RB	PF
Tony Dunkin (f)	4-20	2-9	7-8	17	6	2
Mohammed Acha (f)	5-14	0-5	0-0	10	9	1
Marcus Key (c)	1-3	0-0	0-1	2	2	4
KeKe Hicks (g)	3-17	1-8	2-2	9	4	1
Joey Hart (g)	3-6	0-2	2-2	8	3	0
Larry Johnnican	1-1	0-0	0-1	2	4	4
Mike Doyle	0-1	0-0	0-0	0	0	1
Tarrence Willis	1-3	0-1	3-3	5	3	0
Spencer Saunders	0-0	0-0	0-0	0	0	1
Alfonso Grissett	0-0	0-0	0-0	0	0	0
Mickey Wilson	0-0	0-0	0-0	0	0	0
TOTALS	18-65	3-25	14-17	53	35	14
MICHIGAN (84)	FG-FGA	3FG-3FGA	FT-FTA	PTS	RB	PF
Chris Webber (f)	5-10	0-1	1-3	11	9	2
Ray Jackson (f)	8-12	1-1	2-2	19	3	3
Juwan Howard (c)	6-11	0-0	4-5	16	10	1
Jalen Rose (g)	3-8	1-3	2-4	9	3	3
Jimmy King (g)	0-2	0-1	2-4	2	5	1
Eric Riley	2-3	0-0	2-2	6	9	2
Rob Pelinka	3-5	1-1	1-1	8	0	1
James Voseur	3-8	1-3	0-0	7	3	0
Michael Talley	1-1	0-0	0-0	2	1	0
TOTALS	33-64	4-11	14-21	84	48	16

NCAA

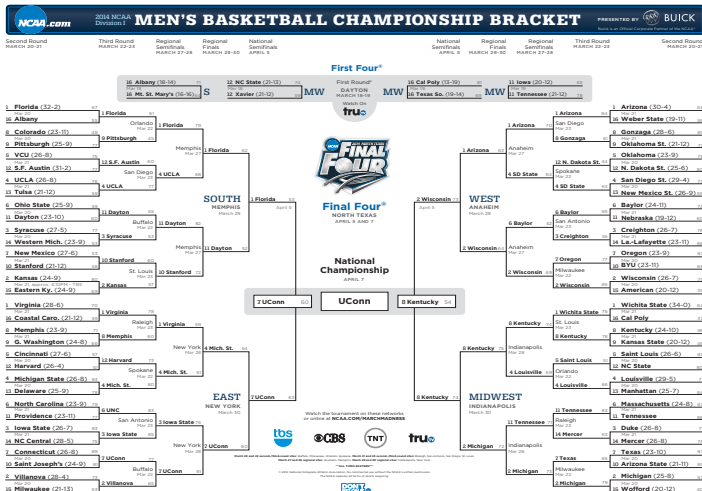
No. 16 SEED EAST REGIONAL



SITTING (L-R) -- Eric Smith, Josh Cameron, Aaron Law, Colton Ray-St Cyr, Ron Trapps, Elijah Wilson, Shivaughn Wiggins. STANDING (L-R) -- Tristian Curtis, Badou Diagne, Kyle Buffkin, El Hadji Ndieguene, Uros Ljeskovic, Michel Enanga, Warren Gillis.



Coastal Carolina's Eric Smith (5) made two of Coastal's nine 3-pointers during the first round game of the 2014 NCAA Tournament.



ABOUT THE POSTSEASON

After finishing the regular season with an 18-12 record and winning the Big South Conference's South Division with an 11-5 mark, Coastal Carolina entered the VisitMyrtleBeach.com Big South Championships as a No. 2 overall seed. Playing on their homecourt at The HTC Center, the Chanticleers defeated Charleston Southern in a double overtime quarterfinal game, edged VMI in the semifinals and then pulled away to a 76-61 victory over Winthrop in the championship game to earn their first NCAA Tournament berth since 1993. Warren Gillis scored a game-high 22 points, tied a career-high with seven assists and was named the tournament MVP. Josh Cameron added 19 points and earned All-Tournament team honors.

Coastal Carolina was then seeded 16th in the NCAA's East Region and matched up with No. 1 seed and ACC champion Virginia for a first-round game in Raleigh, N.C. Seeking to become the first No. 16 in tournament history to defeat a No. 1, the Chanticleers shot 52 percent in the first half, including 5-for-10 on 3-point attempts, and built a 10-point lead at 31-21 with 4:25 left in the half. Coastal still led by five points at halftime, becoming the ninth No. 16 seed to hold a lead at the break, before Virginia opened the second half with a 15-6 run. A pair of 3-pointers by reserve Tristian Curtis and star freshman Elijah Wilson tied the game at 47 with under nine minutes to play. However, the Cavaliers, who shot 65 percent in the second half and made six 3-pointers, pulled away from there, using a 23-7 spurt to eventually escape with a 70-59 win. Badou Diagne led the Chants in the game with 14 points and six rebounds, while Gillis had 13 points and five rebounds.

THE BOXSCORE

COASTAL CAROLINA (59)	FG-FGA	3FG-3FGA	FT-FTA	PTS	RB	PF
El Hadji Ndieguene (c)	2-5	0-0	1-2	5	4	3
Badou Diagne (f)	4-9	2-4	4-6	14	6	3
Warren Gillis (g)	5-7	0-0	3-4	13	5	5
Josh Cameron (g)	1-5	0-2	0-0	2	1	2
Elijah Wilson (g)	2-13	2-7	0-0	6	5	2
Eric Smith	2-4	2-3	0-0	6	2	1
Michel Enanga	1-1	1-1	0-0	3	2	1
Uros Ljeskovic	1-2	0-0	0-0	2	0	1
Tristian Curtis	1-1	1-1	0-0	3	0	0
Colton Ray-St Cyr	2-2	1-1	0-2	5	1	1
Kyle Buffkin	0-1	0-0	0-0	0	0	0
TOTALS	21-50	9-19	8-14	59	28	19

Virginia (70)	FG-FGA	3FG-3FGA	FT-FTA	PTS	RB	PF
Mike Tobey (c)	1-2	0-0	0-0	2	2	1
Akil Mitchell (f)	2-2	0-0	0-0	4	6	4
Joe Harris (g)	3-8	2-6	3-4	11	3	3
Malcolm Brogdon (g)	2-8	1-3	9-10	14	5	3
London Perrantes (g)	3-4	3-4	3-3	12	1	1
Justin Anderson	0-2	0-1	0-0	0	2	0
Teven Jones	0-0	0-0	0-0	0	0	0
Evan Nolte	3-4	2-3	0-0	8	1	0
Anthony Gill	7-10	0-0	3-6	17	5	3
Thomas Rogers	0-0	0-0	0-0	0	0	0
Darion Atkins	0-0	0-0	2-2	2	0	1
TOTALS	21-40	8-17	20-25	70	28	16

NCAA


No. 16 SEED WEST REGIONAL



SITTING (L-R) -- Aaron Law, Jaylen Shaw, Shivaughn Wiggins, Josh Cameron, Elijah Wilson, Warren Gillis, Tristian Curtis.
STANDING (L-R) -- Ron Trapps, Colton Ray-St Cyr, Marcus Freeman, Badou Diagne, Kyle Buffkin, Uros Ljeskovic.



Coastal Carolina's Warren Gillis (0) shoots over Wisconsin's Frank Kaminsky (#44) during the first round game of the 2015 NCAA Tournament.



ABOUT THE POSTSEASON

Coastal Carolina finished the regular season 24-9, its most wins since the 2010-11 season. The Chanticleers also posted an impressive 12-6 conference record to earn the No. 3 seed in the 2015 VisitMyrtleBeach.com Big South Basketball Championship. The host Chants began the tournament with a convincing 74-57 win over sixth-seeded UNC Asheville in the quarterfinals before edging No. 7 Gardner-Webb 73-70 in the semifinal round. For the second straight year Coastal was paired with in-state rival Winthrop in the championship, and outscored the Eagles by 11 points in the second half en route to an 81-70 victory and its second straight appearance in the NCAA Tournament. Warren Gillis provided a game-high 22 points and six assists in his final appearance before a home crowd, and earned a standing ovation from The HTC Center crowd during his curtain call in the final minute of play. Elijah Wilson added 19 points against Winthrop, and averaged 20.3 ppg in Coastal's three games to be named Tournament MVP.


Coastal Carolina was seeded 16th in the NCAA West Region and drew the No. 1-seeded Wisconsin Badgers for the teams Round of 64 contest in Omaha, Neb. Wisconsin, which featured consensus National Player of the Year Frank Kaminsky and fellow 2015 NBA Draft first round selection Sam Dekker, surged to a 47-32 halftime despite the Chanticleers shooting 52.0 percent in the opening 20 minutes. Wisconsin, who ended the season as the National Runner-Up, held the Chanticleers at bay in the second half to wrap up the 86-72 victory. Coastal got 22 points from Warren Gillis, 20 from Elijah Wilson and 11 from Josh Cameron. The Chants finished the game shooting 48.3 percent from the floor and 58.3 percent (7of-12) from three.

THE BOXSCORE

COASTAL CAROLINA (72)	FG-FGA	3FG-3FGA	FT-FTA	PTS	RB	PF
Tristian Curtis (f)	0-1	0-0	0-0	0	6	3
Badou Diagne (f)	1-4	0-1	4-4	6	3	3
Warren Gillis (g)	10-19	0-1	2-2	22	5	2
Josh Cameron (g)	4-9	3-5	0-0	11	1	1
Shivaughn Wiggins (g)	2-6	0-0	0-0	4	3	0
Michel Enanga	0-1	0-1	0-0	0	1	0
Elijah Wilson	7-11	4-4	2-3	20	1	3
Colton Ray St-Cyr	1-1	0-0	0-0	2	0	0
Marcus Freeman	3-6	0-0	1-2	47	4	2
TOTALS	28-58	7-12	9-11	72	25	14
WISCONSIN (86)	FG-FGA	3FG-3FGA	FT-FTA	PTS	RB	PF
Nigel Harris (f)	6-12	1-2	2-3	15	8	1
Sma Dekker (f)	8-15	4-8	0-0	20	2	1
Frank Kaminsky (f)	10-14	3-5	4-5	27	12	0
Josh Gasser (g)	3-4	1-2	2-2	9	5	3
Bronson Koenig (g)	3-7	2-6	0-0	8	2	3
Jordan Smith	0-0	0-0	0-0	0	0	0
Zak Showalter	1-2	0-1	0-0	2	0	3
Aaron Moesch	0-0	0-0	0-0	0	0	0
Duje Dukan	2-6	0-3	1-2	5	5	0
Vitto Brown	0-1	0-0	0-0	0	0	0
Riley Dearing	0-0	0-0	0-0	0	0	0
TOTALS	33-61	11-27	9-12	86	36	11

ALL-TIME LETTER WINNERS

Elijah Wilson	2013-17
Mickey Wilson	1992, 1995-96
Derek Wilson	1985-88
Ellerbe Woodberry	1983
Greg Woods	1986-87
Shane Wright	1999-2000



HOWARD WHITE


(1974-1976)

In only two seasons, Howard White amassed 1,321 points, averaging a Chanticleer career record 26.9 points per outing. After averaging 29.6 points per game as a senior, White was named to the 1976 NAIA All-District

6 First Team.

In each of his two seasons at Coastal Carolina, White led the Chants in scoring, assists and steals. In addition to his 1,321 points, White passed off for 140 assists and had 178 steals.

He holds three Kimbel Arena single-game records and set the all-time single-game scoring record at Coastal Carolina by pouring in 52 points at the College of Charleston during the 1974-75 season.




TONY DUNKIN

(1990-1993)

Tony Dunkin is commonly called the best player to have ever worn a Coastal Carolina uniform. From 1990 to 1993, he not only led the Chanticleers, but he also dominated the Big South Conference. Dunkin remains today the only player in NCAA Division I history to be named a conference's Player of the Year four consecutive times. He was also a four-time All-Conference and three-time All-Tournament selection. Dunkin, also the 1990 Big South Conference Rookie of the Year, scored a Chanticleer and Big South Conference record 2,151 points.

Adding to Dunkin's legendary career at Coastal Carolina is the fact that he led the Chanticleers to the 1991 and 1993 NCAA Tournaments. In 1991, he scored 11 points and grabbed five rebounds in a 10-point loss to Indiana. Dunkin then scored 17 points and pulled down six rebounds against Michigan's "Fab Five" in the 1993 Dance.



HOWARD BROWN

(1981-82)

Howard Brown was a member of the Coastal Carolina basketball program for just 23 games, but remains a part of the Chanticleer family in the hearts of many.

Brown, a 6-8 center who transferred to Coastal Carolina from Spartanburg-Methodist College, is remembered as a fan favorite. On Feb. 6, 1982, he came off of the bench and slammed home the final basket in Coastal Carolina's 80-59 Homecoming Day win over Erskine College. That basket proved to be his last.

On Feb. 7, Brown suffered a heart attack following practice and passed away.

DUNKIN'S UNPRECEDENTED RECORD

"T.D." is the only player in NCAA Division I history to be honored as a conference Most Valuable Player four times. Dunkin surpassed these players, who were each named MVP three seasons:

Conference	Player (Years)	School
Atlantic Coast	David Thompson ('73, '74, '75)	NC State
	Ralph Sampson ('81, '82, '83)	Virginia
	Chris Mullin ('86, '87, '88)	St. John's
Big East	Danny Manning ('86, '87, '88)	Kansas
Big Eight	Waymon Tisdale ('83, '84, '85)	Oklahoma
Metro	Clarence Witherspoon ('90, '91, '92)	S. Miss.
Metro-Atlantic	Lionel Simmons ('88, '89, '90)	LaSalle
Mid-American	Gary Trent ('93, '94, '95)	Ohio
Mid-Eastern	Joe Binion ('82, '83, '84)	NC A&T
Ohio Valley	Clem Haskins ('65, '66, '67)	Western Kentucky
Southeastern	Pete Maravich ('68, '69, '70)	Louisiana State
Southern	Fred Hetzel ('63, '64, '65)	Davidson
Trans America	Willie Jackson ('82, '83, '84)	Centenary
West Coast	Bill Cartwright ('77, '78, '79)	San Francisco

ALL-TIME RECORDS VS. OPPONENTS

OPPONENT	RECORD	LAST MET	RESULT
Akron	1-2	11/08/13	UA, 63-72 (A)
Alabama	0-2	11/11/16	UA, 53-70 (A)
Alabama State	2-0	12/20/15	CCU, 68-65 (H)
Alderson Broaddus	1-0	12/06/93	CCU, 98-67 (H)
Allen (S.C.)	5-0	11/18/09	CCU, 97-44 (H)
Alliance (Pa.)	1-0	01/07/83	CCU, 89-64 (H)
American	2-0	12/02/00	CCU, 72-66 (H)
Anderson	1-0	11/21/07	CCU, 85-45 (H)
Appalachian State	1-1	03/04/17	ASU, 73-77 (A)
Arkansas	0-2	12/28/92	UA, 74-93 (A)
Arkansas State	1-2	02/06/17	ASU, 57-67 (A)
Armstrong State	1-3	02/08/86	ASC, 72-80 (H)
Asbury	1-0	11/22/06	CCU, 93-64 (H)
Atlantic Christian	4-2	11/25/83	CCU, 67-53 (H)
Auburn	1-3	12/15/16	AU, 72-117 (A)
Ball State	0-1	11/29/96	BSU, 58-93 (A)
Barber-Scotia	1-0	1979-80	CCU, 57-55 (H)
Beaufort Tech	0-1	01/22/69	BT, 44-68 (U)
Belmont Abbey	3-1	02/11/93	CCU, 93-62 (H)
Benedict	1-1	02/17/86	CCU, 100-78 (H)
Berry	1-0	11/29/80	CCU, 71-54 (N)
Birmingham-Southern	6-4	02/18/06	CCU, 69-59 (H)
Bluefield State	3-1	01/23/85	CCU, 101-100 (H)
Boston College	0-3	12/12/92	BC, 65-69 (A)
Boston University	1-2	12/06/12	BU, 63-69 (H)
Brevard	1-0	11/16/06	CCU, 85-46 (H)
Bridgewater	1-0	12/12/09	CCU, 91-42 (H)
Brigham Young	0-1	11/19/16	BYU, 65-81 (A)
Bryan	1-0	12/05/92	CCU, 112-88 (H)
Cal State Northridge	0-1	11/24/09	CSN, 76-69 (N)
Campbell	19-22	01/30/16	CCU, 97-68 (H)
Canisius	1-1	12/15/07	CU, 62-88 (A)
Capital	0-1	11/26/77	CU, 90-92 (H)
Catawba	0-1	11/18/83	CC, 69-76 (H)
Central Arkansas	1-0	12/21/14	CCU, 72-55 (A)
Central Connecticut	2-0	01/03/14	CCU, 86-67 (H)
Central Florida	3-0	12/29/96	CCU, 77-71 (N)
Central Wesleyan	1-1	03/06/79	CWU, 72-91 (A)
Chaminade	0-1	11/28/04	CU, 61-70 (A)
Charleston Southern	38-32	02/25/16	CCU, 68-60 (H)
Charlotte	1-7	11/21/10	CCU, 79-75 (N)
Chattanooga	0-3	11/29/16	CHATT, 52-68 (H)
Chowan	1-0	12/19/15	CCU, 81-59 (H)
Cincinnati	1-3	11/24/08	UC, 56-82 (A)
The Citadel	6-4	12/06/11	CCU, 80-58 (A)
Claflin	6-1	11/19/83	CCU, 75-46 (H)
Clemson	2-6	11/29/13	CU, 40-69 (A)
Clemson-Sumter	2-0	1970-71	CCU, 99-77 (U)
Clinch Valley	1-0	01/06/04	CCU, 71-47 (H)
Coker	13-2	11/15/08	CU 59-80 (H)
College of Charleston	11-37	11/14/16	COC, 64-71 (H)
Columbia International	1-0	11/18/14	CCU, 82-51 (H)
Coppin State	1-0	11/16/16	CCU, 89-59 (H)
Cornell College	1-0	12/27/09	CCU, 79-48 (H)
Covenant	1-0	11/11/11	CCU, 96-54 (H)
Davidson	5-0	02/13/92	CCU, 72-65 (A)
Dayton	0-2	12/11/99	UD, 79-104 (A)

OPPONENT	RECORD	LAST MET	RESULT
Duke	0-1	11/16/09	DU, 74-49 (A)
Earl Paulk	1-0	12/16/87	CCU, 99-70 (H)
East Carolina	3-5	12/19/11	ECU, 51-76 (A)
East Tennessee State	3-4	12/20/02	ETSU, 82-93 (A)
Eastern Kentucky	0-2	12/30/05	EKU, 51-60 (A)
Eastern Michigan	0-1	11/29/91	EMU, 58-76 (N)
Elon	4-9	11/17/09	CCU, 69-46 (N)
Emmanuel (Ga.)	1-0	12/30/08	CCU, 87-55 (H)
Erskine	13-11	02/04/95	CCU, 88-64 (H)
Evansville	0-3	11/21/04	UE, 80-87 (A)
Fairleigh Dickinson	0-2	12/16/00	FDU, 56-66 (H)
Fairmont State	0-1	1977-78	FS, 69-82 (A)
Fayetteville State	1-0	12/11/81	CCU, 47-45 (A)
Florence-Darlington Tech	1-0	12/18/68	CCU, 85-51 (U)
Florida	0-3	11/24/02	UF, 45-88 (A)
Florida International	0-2	11/24/12	FIU, 77-87 (H)
Florida State	0-2	11/22/08	FSU, 70-82 (A)
Florida Tech	0-1	12/15/84	FT, 64-65 (A)
Francis Marion	11-17	12/17/94	CCU, 80-75 (H)
Friendship College	3-2	11/21/80	CCU, 81-67 (N)
Furman	1-4	11/25/00	FU, 67-81 (H)
Gardner-Webb	10-10	03/4/16	GWU, 65-69 (A)
George Mason	1-3	12/20/00	GMU, 65-81 (A)
George Washington	0-2	12/27/93	GWU, 68-87 (N)
Georgetown	0-6	11/18/10	GU, 61-80 (N)
Georgia	0-1	11/28/00	UGA, 69-102 (A)
Georgia Southern	5-1	02/11/17	CCU, 82-70 (H)
Georgia State	3-1	02/13/17	CCU, 65-64 (H)
Georgia Tech	0-4	12/17/97	GT, 63-100 (A)
Greensboro College	1-0	12/30/12	CCU, 85-65 (H)
GRU-Augusta	12-6	03/02/91	CCU, 89-54 (N)
Grace Bible	1-0	11/18/15	104-67 (H)
Grand Canyon	1-0	03/23/16	60-58 (H)
Guilford College	2-0	11/11/13	CCU, 76-49 (H)
Hampton	2-1	03/15/17	CCU, 83-67 (H)
Hawai'i	0-3	11/15/15	UH, 63-74 (A)
High Point	21-16	02/11/16	HPU, 67-68 (A)
Horry-Georgetown Tech	2-0	1970-71	CCU, 76-40
Houston	0-2	11/26/07	UH, 79-86 (A)
Idaho	0-1	11/30/91	UI, 77-83 (N)
Illinois-Chicago	1-0	03/22/17	CCU, 89-78 (H)
Indiana	0-1	03/14/91	IU, 69-79 (N)
Indiana State	1-1	11/23/09	CCU, 77-62 (N)
Jackson State	1-0	03/06/91	CCU, 78-59 (N)
Jacksonville	1-3	11/10/06	JU, 72-85 (A)
Jacksonville State	1-1	11/21/05	JSU, 71-82 (A)
James Madison	0-1	01/08/87	JMU, 95-100 (A)
Johnson & Wales	1-0	11/20/12	CCU, 96-40 (H)
Kansas State	0-1	12/06/97	KSU, 72-101 (A)
Kennesaw State	1-0	11/30/85	CCU, 65-46 (N)
LaGrange College	1-0	11/13/10	CCU, 79-40 (H)
Lander	4-14	01/21/83	LU, 77-80 (H)
Lees-McRae	3-0	12/28/03	CCU, 115-50 (H)
Lenoir-Rhyne	1-0	12/16/83	CCU, 73-63 (H)
Liberty	26-29	01/06/16	LU, 61-62 (H)
Limestone	11-4	11/25/88	CCU, 74-72 (H)
Little Rock	2-0	02/04/17	CCU, 82-75 (A)

ALL-TIME RECORDS VS. OPPONENTS

OPPONENT	RECORD	LAST MET	RESULT	OPPONENT	RECORD	LAST MET	RESULT
Livingston	1-0	12/16/91	CCU, 77-69 (H)	Slippery Rock	1-0	01/10/86	CCU, 81-67 (H)
Long Island	1-0	12/19/86	CCU, 78-53 (N)	South Alabama	3-1	03/08/17	CCU, 80-67 (N)
Longwood	4-2	01/09/16	LU, 61-76 (A)	South Carolina	1-1	12/11/93	CCU, 88-74 (A)
Louisiana (Lafayette)	0-2	02/25/17	LA, 77-79 (H)	South Carolina State	10-6	12/14/14	CCU, 57-43 (A)
Louisiana-Monroe	3-0	02/27/17	CCU, 77-72 (H)	Southeastern College (N.C.)	0-2	1970-71	SC, 84-106 (U)
Loyola (Md.)	1-0	03/20/17	CCU, 72-63 (H)	Southeastern Louisiana	1-0	12/29/87	CCU, 58-44 (N)
Louisiana State	2-0	11/15/11	CCU, 71-63 (H)	Southern Utah	1-0	11/21/16	CCU, 83-68 (N)
Louisiana Tech	0-1	12/28/90	LT, 81-86 (N)	Southern	1-0	12/28/93	CCU, 85-71 (N)
Lynchburg College (Va.)	1-0	12/16/11	CCU, 86-61 (H)	Southern Virginia	2-0	12/13/08	CCU, 89-59 (H)
Marist	1-0	11/22/03	CCU, 74-70 (A)	Southwood College (N.C.)	0-3	1970-71	SC, 73-93 (U)
Marquette	0-1	12/16/96	MU, 42-66 (A)	Spalding	1-0	11/18/11	CCU, 87-43 (H)
Maryland	0-1	01/02/00	UM, 48-100 (A)	St. Andrews University	5-0	11/29/06	CCU, 74-54 (H)
Massachusetts	01	12/30/88	UM, 73-90 (N)	St. Francis (Pa.)	1-0	12/05/86	CCU, 61-49 (H)
McNeese State	1-0	01/02/07	CCU, 81-67 (H)	St. Francis Brooklyn	2-0	11/23/13	CCU, 70-59 (H)
Mercer	2-1	03/15/16	CCU, 65-57 (H)	St. Joseph (Vt.)	1-0	01/04/98	CCU, 88-45 (H)
Methodist College	4-0	11/30/16	CCU, 88-59 (H)	Susquehanna	1-0	01/05/08	CCU, 83-72 (H)
Miami (Ohio)	0-1	12/09/94	MU, 62-69 (N)	Tennessee	0-1	01/02/05	UT, 51-83 (A)
Michigan	0-1	03/19/93	UM, 53-84 (N)	Tennessee Tech	1-3	11/15/12	TTU, 69-71 (A)
Minnesota	0-2	11/19/13	UM, 72-82 (A)	Tennessee-Temple	1-0	02/08/92	CCU, 97-85 (H)
Mississippi (Ole Miss)	0-3	12/18/14	UM, 68-71 (A)	Texas Arlington	1-2	03/10/17	UTA, 51-74 (N)
Missouri	0-2	01/02/01	MU, 61-75 (A)	Texas Christian	0-1	12/27/91	TCU, 67-93 (N)
Montana	0-1	11/25/95	MU, 52-74 (A)	Texas State	1-2	01/28/17	TSU, 50-52 (H)
Montreat	1-0	11/25/95	CCU, 78-59 (H)	Thomas More	1-0	12/20/10	CCU, 125-70 (H)
Morehead State	0-2	12/10/94	MSU, 63-89 (N)	Toccoa Falls	1-0	12/13/12	CCU, 75-38 (H)
Morris College	14-1	02/24/86	CCU, 103-60 (H)	Toledo	0-1	12/29/97	UT, 51-67 (A)
Mount Olive	4-0	12/04/96	CCU, 70-56 (H)	Towson	2-4	02/11/95	TSU, 69-92 (A)
Navy	1-1	12/07/02	CCU, 63-59 (H)	Trinity Baptist	1-0	11/14/14	CCU, 79-36 (H)
New Hampshire	1-0	03/19/16	CCU, 71-62 (H)	Troy	0-2	02/18/17	Troy, 78-87 (A)
New Orleans	0-1	01/17/87	UNO, 68-100 (A)	UAB	0-1	03/16/10	UAB, 65-49 (A)
Nevada	0-1	11/13/15	Nevada, 56-73 (N)	UC Irvine	0-1	03/27/16	UCI, 47-66 (H)
Newberry	17-11	12/18/02	CCU, 67-48 (H)	UCLA	0-1	11/16/14	UCLA, 71-84 (A)
North Carolina	0-1	12/30/03	UNC, 72-105 (A)	UMBC	9-5	02/07/98	CCU, 66-62 (H)
North Carolina A&T	0-3	11/29/08	NCAT, 60-72 (N)	UNC Asheville	38-34	12/03/16	UNCA, 77-79 OT (H)
North Carolina Central	3-0	12/10/16	CCU, 70-67 (H)	UNC Greensboro	2-11	11/23/04	UNCG, 73-79 (A)
North Carolina State	0-3	11/21/98	NCSU, 56-81 (A)	UNC Pembroke	7-15	01/18/86	UNCP, 71-81 (H)
North Carolina Wesleyan	3-0	12/09/15	CCU, 98-73 (H)	UNC Wilmington	1-9	12/19/07	UNCW, 50-79 (A)
North Georgia	0-1	11/29/85	NG, 56-73 (N)	USC Aiken	14-5	12/05/98	USCA, 56-57 (H)
North Greenville	1-0	11/09/07	CCU, 95-76 (H)	USC Beaufort	5-0	1970-71	CCU, 112-75 (U)
Ohio Northern	1-0	12/29/04	CCU, 63-45 (H)	USC Florence	2-0	12/07/68	CCU, 100-53 (U)
Ohio State	0-1	12/13/99	OSU, 75-83 (A)	USC Lancaster	2-2	1970-71	CCU, 68-60 (U)
Ohio Valley	1-0	12/28/05	CCU, 109-76 (H)	USC Upstate	11-9	11/19/10	CCU, 71-50 (N)
Old Dominion	0-2	03/13/12	ODU, 66-68 (A)	USC Union	1-2	1970-71	CCU, 76-56 (U)
Palmer JC (SC)	0-2	1970-71	PJC, 76-82	Virginia	0-3	03/21/14	UVA, 59-70 (N)
Pembroke College JV	0-1	02/12/65	Unknown Result	Virginia Tech	0-4	12/23/98	VT, 65-85 (A)
Pfeiffer	1-1	11/23/84	CCU, 75-74 (H)	Virginia Union	0-2	02/13/85	VU, 77-101 (H)
Piedmont College	3-0	11/18/15	CCU, 116-35 (H)	Virginia-Wise	1-0	12/14/08	CCU, 90-51 (H)
Piedmont International	2-0	12/05/16	CCU, 100-63 (H)	VMI	19-6	03/08/14	CCU, 66-62 (H)
Pittsburgh-Johnstown	2-0	01/18/89	CCU, 91-62 (H)	Voorhees	13-2	11/21/09	CCU, 99-56 (H)
Presbyterian College	17-7	02/03/16	CCU, 69-66 (A)	Wake Forest	1-4	11/23/16	WFU, 74-86 (A)
Princeton	0-1	11/25/90	PU, 39-42 (N)	Warren Wilson	1-0	12/11/14	CCU, 85-40 (H)
Radford	25-34	02/06/16	CCU, 72-60 (A)	Western Carolina	5-3	12/04/13	CCU, 76-68 (H)
Randolph-Macon	0-1	01/05/85	R-M, 60-79 (H)	Western Illinois	1-0	11/28/08	CCU, 69-60 (ot) (N)
Reinhardt	1-0	12/14/13	CCU, 118-82 (H)	Wingate	2-2	11/26/96	WU, 58-59 (H)
Salem	1-0	01/10/85	CCU, 96-72 (H)	Winthrop	42-40	02/18/16	WU, 67-79 (A)
Santa Clara	0-1	12/01/91	SC, 62-69 (N)	Wisconsin	0-3	03/20/15	UW, 72-86 (N)
Savannah State	2-2	12/19/09	CCU, 91-70 (H)	Wofford	3-2	12/19/16	WOF, 74-75 (H)
Shorter	1-0	11/22/91	CCU, 75-53 (H)	Wright State	2-1	11/19/07	WSU, 48-71 (A)

ALL-TIME RECORDS VS. OPPONENTS

Wyoming	1-2	03/31/17	WY, 59-83 (A)
Xavier	0-3	11/11/06	XU, 46-79 (A)
Yale	0-1	11/23/03	YU, 65-70 (N)
Youngstown State	1-0	02/02/91	CCU, 79-66

ALL-TIME SERIES RECORDS

AKRON

Series: Akron leads 2-1
 All Games At Akron: 0-2
 All Games At Coastal Carolina: 1-0
 All Games At Neutral Site: 0-0

Date	Site	W/L	Score
12/13/86	A ¹	L	61-66
11/09/12	H	W (OT)	74-70
11/08/13	A	L	63-72

¹ - Zip Classic (Akron, Ohio)

ALABAMA

Series: Alabama leads 2-0
 All Games At Alabama: 0-2
 All Games At Coastal Carolina: 0-0
 All Games At Neutral Site: 0-0

Date	Site	W/L	Score
03/15/11	A ¹	L	44-68
11/11/16	A	L	53-70

¹ - NIT First Round (Tuscaloosa, Ala.)

ALABAMA STATE

Series: Coastal Carolina leads 2-0
 All Games At Alabama State: 0-0
 All Games At Coastal Carolina: 1-0
 All Games At Neutral Site: 1-0

Date	Site	W/L	Score
12/12/86	N ¹	W	79-64
12/20/15	H	W	68-65

¹ - Zip Classic (Akron, Ohio)

ALDERSON BROADDUS

Series: Coastal Carolina leads 1-0
 All Games At Alderson Broaddus: 0-0
 All Games At Coastal Carolina: 1-0
 All Games At Neutral Site: 0-0

Date	Site	W/L	Score
12/06/93	H	W	98-67

ALLEN (SC)

Series: Coastal Carolina leads 5-0
 All Games At Allen (SC): 1-0
 All Games At Coastal Carolina: 4-0
 All Games At Neutral Site: 0-0

Date	Site	W/L	Score
1979-80	H	W	107-95
11/09/81	H	W	101-82
01/11/82	A	W	95-64
12/06/95	H	W	91-64
11/18/09	H	W	97-44

ALLIANCE (PA)

Series: Coastal Carolina leads 1-0
 All Games At Alliance: 0-0
 All Games At Coastal Carolina: 1-0
 All Games At Neutral Site: 0-0

Date	Site	W/L	Score
01/07/83	H ¹	W	89-64

¹ - Waccama Sertoma College Classic (Conway, S.C.)

AMERICAN

Series: Coastal Carolina leads 2-0
 All Games At American: 1-0
 All Games At Coastal Carolina: 1-0
 All Games At Neutral Site: 0-0

Date	Site	W/L	Score
01/10/00	A	W	74-73
12/02/00	H	W	72-66

ANDERSON

Series: Coastal Carolina leads 1-0
 All Games At Anderson: 0-0
 All Games At Coastal Carolina: 1-0
 All Games At Neutral Site: 0-0

Date	Site	W/L	Score
11/21/07	H	W	85-45

APPALACHIAN STATE

Series: Tied 1-1
 All Games At Appalachian State: 0-1
 All Games At Coastal Carolina: 1-0
 All Games At Neutral Site: 0-0

Date	Site	W/L	Score
01/14/17	H	W	85-73
03/04/17	A	L	73-77

ARKANSAS

Series: Arkansas leads 2-0
 All Games At Arkansas: 0-2
 All Games At Coastal Carolina: 0-0
 All Games At Neutral Site: 0-0

Date	Site	W/L	Score
01/02/88	A	L	59-81
12/28/92	A	L	74-93

ARKANSAS STATE

Series: Arkansas State leads 2-1
 All Games At Arkansas State: 0-2
 All Games At Coastal Carolina: 1-0
 All Games At Neutral Site: 0-0

Date	Site	W/L	Score
12/28/87	A ¹	L	52-65
01/07/17	H	W	80-65
02/06/17	A	L	57-67

¹ - Arkansas-Little Rock Tourn. (Little Rock, Ark.)

ARMSTRONG STATE

Series: Armstrong State leads 3-1
 All Games At Armstrong State: 0-2
 All Games At Coastal Carolina: 1-1
 All Games At Neutral Site: 0-0

Date	Site	W/L	Score
01/19/85	A	L	56-59
02/11/85	H	W	89-83
01/25/86	A	L	84-94
02/08/86	H	L	72-80

ASBURY

Series: Coastal Carolina leads 1-0
 All Games At Asbury: 0-0
 All Games At Coastal Carolina: 1-0
 All Games At Neutral Site: 0-0

Date	Site	W/L	Score
11/22/06	H	W	93-64

ATLANTIC CHRISTIAN

Series: Coastal Carolina leads 4-2
 All Games At Atlantic Christian: 1-1
 All Games At Coastal Carolina: 2-0
 All Games At Neutral Site: 1-1

Date	Site	W/L	Score
1977-78	H	W	86-72
01/18/78	A	W	91-89
1979-80	A	L	65-72
11/22/80	H	W	77-55
11/27/82	N ¹	L	56-68
11/25/83	N ²	W	67-53

¹ - Francis Marion Doubleheader (Florence, S.C.)

² - Francis Marion Doubleheader (Florence, S.C.)

AUBURN

Series: Auburn 3-1
 All Games At Auburn: 2-1
 All Games At Coastal Carolina: 0-1
 All Games At Neutral Site: 0-0

Date	Site	W/L	Score
12/17/95	A	L	66-82
12/05/14	A	W	58-54
12/2/15	H	L	78-81
12/15/16	A	L	72-117

BALL STATE

Series: Ball State leads 1-0
 All Games At Ball State: 0-1
 All Games At Coastal Carolina: 0-0
 All Games At Neutral Site: 0-0

Date	Site	W/L	Score
11/29/96	A ¹	L	58-93

¹ - Cardinal Varsity Club Classic (Muncie, Ind.)

BARBER-SCOTIA

Series: Coastal Carolina leads 1-0
 All Games At Barber-Scotia: 0-0
 All Games At Coastal Carolina: 1-0
 All Games At Neutral Site: 0-0

Date	Site	W/L	Score
1979-80	H	W	57-55

BEAUFORT TECH

Series: Beaufort Tech leads 1-0
 All Games At Beaufort Tech: 0-0
 All Games At Coastal Carolina: 0-0
 All Game At Neutral Site: 0-0
 All Games At Unknown Site: 0-1

Date	Site	W/L	Score
01/22/69	U	L	44-68

BELMONT ABBEY

Series: Coastal Carolina leads 3-1
 All Games At Belmont Abbey: 0-1
 All Games At Coastal Carolina: 2-0
 All Games At Neutral Site: 1-0

Date	Site	W/L	Score
11/25/78	A	L	71-75
11/20/81	N ¹	W	65-64
01/15/92	H	W	66-58
02/11/93	H	W	93-62

¹ - Newberry Event (Newberry, S.C.)

BENEDICT

Series: Tied 1-1
 All Games At Benedict: 0-1
 All Games At Coastal Carolina: 1-0
 All Games At Neutral Site: 0-0

Date	Site	W/L	Score
01/20/86	A	L	76-91

02/17/86	H	W	100-78
----------	---	---	--------

BERRY

Series: Coastal Carolina leads 1-0
 All Games At Berry: 0-0
 All Games At Coastal Carolina: 0-0
 All Games At Neutral Site: 1-0

Date	Site	W/L	Score
11/29/80	N ¹	W	71-54

¹ - Francis Marion Doubleheader (Florence, S.C.)

BIRMINGHAM-SOUTHERN

Series: Coastal Carolina leads 6-4
 All Games At Birmingham-Southern: 3-2
 All Games At Coastal Carolina: 3-2
 All Games At Neutral Site: 0-0

Date	Site	W/L	Score
01/19/02	H	W	74-67
02/11/02	A	L	80-88
01/02/03	H	W	74-64
02/01/03	A	W	65-59
01/08/04	A	W	77-71
01/31/04	H	L (OT)	68-76
01/24/05	A	W	69-68
02/26/05	H	L	55-68
01/14/06	A	L	64-77
02/18/06	H	W	69-59

BLUEFIELD STATE

Series: Coastal Carolina leads 3-1
 All Games At Bluefield State: 0-0
 All Games At Coastal Carolina: 3-1
 All Games At Neutral Site: 0-0

Date	Site	W/L	Score
1979-80	H	L	76-78
11/19/82	H ¹	W	92-81
01/04/85	H ²	W	86-49
11/23/85	H	W (2ot)	101-100

¹ - Tip-Off Tournament (Conway, S.C.)

² - Waccama Sertoma College Classic (Conway, S.C.)

BOSTON COLLEGE

Series: Boston College leads 3-0
 All Games At Boston College: 0-2
 All Games At Coastal Carolina: 0-0
 All Games At Neutral Site: 0-1

Date	Site	W/L	Score
11/28/87	A	L	61-71
12/29/88	N ¹	L	67-84
12/12/92	A	L	65-69

¹ - Florida Today Classic (Melbourne, Fla.)

BOSTON UNIVERSITY

Series: Boston University leads 2-1
 All Games At Boston University: 1-1
 All Games At Coastal Carolina: 0-1
 All Games At Neutral Site: 0-0

Date	Site	W/L	Score
12/10/92	A	W (ot)	85-78
11/28/12	A	L	44-74
12/06/12	H	L	63-69

BREVARD

Series: Coastal Carolina leads 1-0
 All Games At Brevard: 0-0
 All Games At Coastal Carolina: 1-0

ALL-TIME SERIES RECORDS

All Games At Neutral Site: 0-0

Date	Site	W/L	Score
11/16/06	H	W	85-46

BRIDGEWATER

Series: Coastal Carolina leads 1-0

All Games At Bridgewater: 0-0

All Games At Coastal Carolina: 1-0

All Games At Neutral Site: 0-0

Date	Site	W/L	Score
12/12/09	H	W	91-42

BRIGHAM YOUNG

Series: Brigham Young leads 1-0

All Games At Brigham Young: 0-1

All Games At Coastal Carolina: 0-0

All Games At Neutral Site: 0-0

Date	Site	W/L	Score
11/19/16	A	L	65-81

BRYAN

Series: Coastal Carolina leads 1-0

All Games At Bryan: 0-0

All Games At Coastal Carolina: 1-0

All Games At Neutral Site: 0-0

Date	Site	W/L	Score
12/05/92	H	W	112-88

CAL STATE NORTHRIDGE

Series: Cal State Northridge leads 1-0

All Games At Cal State Northridge: 0-0

All Games At Coastal Carolina: 0-0

All Games At Neutral Site: 0-1

Date	Site	W/L	Score
11/24/09	N ¹	L	69-76

¹ - Dick's Sporting Goods NIT Season Tip-Off
(Bowling Green, Ky.)

CAMPBELL

Series: Campbell leads 19-22

All Games At Campbell: 5-16

All Games At Coastal Carolina: 13-6

All Games At Neutral Site: 1-0

Date	Site	W/L	Score
12/08/75	H	L	88-101
01/21/76	A	L	66-110
12/08/76	H	L	88-101
01/21/77	A	L	66-110
1979-80	A	L	66-68
02/16/85	A	L	73-76
02/19/86	A	L	48-49
01/26/87	A	L	59-75
02/07/87	H	W	82-77
02/04/88	H	W	93-70
02/27/88	A	W	74-60
02/02/89	A	L	63-70
02/25/89	H	L	63-67
02/01/90	H	W	85-62
02/24/90	A	L	56-66
01/24/91	A	W	75-62
02/23/91	H	W	91-58
02/28/91	N ¹	W	83-46
01/27/92	H	L	54-55
02/29/92	A	L	56-68
02/18/93	A	W	71-66
02/27/93	H	W	80-50

01/29/94	H	W	74-71
02/26/94	A	L	68-74
11/25/97	H	L	58-69
11/24/98	A	L	81-90
12/20/99	H	W	91-79
12/14/00	A	L	72-75
12/21/01	H	W	67-56
11/30/02	A	L	49-65
12/20/03	H	W	84-55
11/16/06	A	L	63-83
11/13/07	H	W	85-76
01/02/12	A	L (OT)	65-70
02/07/12	H	L	75-81
01/26/13	H	W	73-59
02/01/14	A	W	61-58
01/12/15	A	W	70-67
02/19/15	H	W	81-57
11/28/15	A	L	73-79
01/30/16	H	W	97-68

² - Big South Tournament (Anderson, S.C.)

CANISIUS

Series: Tied 1-1

All Games At Canisius: 0-1

All Games At Coastal Carolina: 1-0

All Games At Neutral Site: 0-0

Date	Site	W/L	Score
02/17/07	H	W	83-66
12/15/07	A	L	62-88

CAPITAL

Series: Capital leads 1-0

All Games At Capital: 0-0

All Games At Coastal Carolina: 0-1

All Games At Neutral Site: 0-0

Date	Site	W/L	Score
11/26/77	H	W	90-92

CATAWBA

Series: Catawba leads 1-0

All Games At Capital: 0-0

All Games At Coastal Carolina: 0-1

All Games At Neutral Site: 0-0

Date	Site	W/L	Score
11/18/83	H	L	69-76

CENTRAL ARKANSAS

Series: Coastal Carolina leads 1-0

All Games At Central Arkansas: 1-0

All Games At Coastal Carolina: 0-0

All Games At Neutral Site: 0-0

Date	Site	W/L	Score
12/21/14	A	W	72-55

CENTRAL CONNECTICUT

Series: Coastal Carolina leads 2-0

All Games At Central Connecticut: 1-0

All Games At Coastal Carolina: 1-0

All Games At Neutral Site: 0-0

Date	Site	W/L	Score
12/21/13	A	W	65-62
01/03/14	H	W	86-67

CENTRAL FLORIDA

Series: Coastal Carolina leads 3-0

All Games At Central Florida: 2-0

All Games At Coastal Carolina: 0-0

All Games At Neutral Site: 1-0

Date	Site	W/L	Score
01/07/89	A	W	78-77
12/20/86	A ¹	W	72-68
12/29/96	N ²	W (2OT)	77-71

¹ - Central Florida Tournament (Orlando, Fla.)

² - Dr. Pepper Classic (Chattanooga, Tenn.)

CENTRAL WESLEYAN (SC)

Series: Tied 1-1

All Games At Central Wesleyan: 0-1

All Games At Coastal Carolina: 1-0

All Games At Neutral Site: 0-0

Date	Site	W/L	Score
1977-78	H	W	91-85
03/06/79	A ¹	L	72-91

¹ - NAIA District 6 Semifinal (Greenwood, S.C.)

CHAMINADE

Series: Chaminade leads 1-0

All Games At Chaminade: 0-1

All Games At Coastal Carolina: 0-0

All Games At Neutral Site: 0-0

Date	Site	W/L	Score
11/28/04	A	L	61-70

CHARLESTON SOUTHERN

formerly Baptist College, renamed Charleston Southern University in 1990

Series: Coastal Carolina leads 38-32

All Games At Charleston Southern: 18-14

All Games At Coastal Carolina: 19-13

All Games At Neutral Site: 1-5

Date	Site	W/L	Score
12/06/84	A	L	69-71
03/03/86	N ¹	L	70-71
02/02/87	A	L	60-78
02/19/87	H	L	80-89
01/18/88	H	W	92-79
02/11/88	A	L	72-85
01/16/89	A	W	77-67
02/08/89	H	L	71-91
01/15/90	H	W	74-59
02/07/90	A	W	89-77
01/14/91	H	W	86-70
02/04/91	A	W	60-51
02/06/92	A	W	50-48
02/24/92	H	L	59-70
03/05/92	N ²	L	54-58
02/03/93	H	W	84-68
02/22/93	A	W	45-37
03/04/93	A ³	W	79-66
01/31/94	A	W	76-68
02/24/94	H	L (OT)	87-88
01/30/95	H	L	63-80
02/23/95	A	L	77-91
01/24/96	H	L	78-91
02/12/96	A	L	64-74
01/09/97	A	W	92-82
02/03/97	H	L	53-72
02/26/97	N ⁴	L	51-67
01/08/98	H	W	96-86
02/02/98	A	L	61-70
01/30/99	H	L (ot)	93-98
02/20/99	A	W	89-82
02/24/99	N ⁵	L	67-87

01/30/00	A	W	76-69
02/26/00	H	L	69-71
03/01/00	N ⁶	L	71-83
01/26/01	H	W (OT)	74-72
02/04/01	A	W	88-77
03/01/01	N ⁷	L	64-77
01/26/02	A	W	77-73
02/22/02	H	L	69-78
01/18/03	H	L	69-72
03/01/03	A	L (OT)	66-70
01/13/04	A	W	66-61
02/28/04	H	W	69-53
02/03/05	A	L	62-64
02/21/05	H	W	57-54
01/19/06	H	W	63-62
02/09/06	A	W	71-69
03/02/06	N ⁸	W	73-67
01/06/07	H	W	66-54
01/29/07	A	L	77-86
02/02/08	H	W (OT)	85-78
03/01/08	A	L	64-65
01/31/09	H	L	69-71
02/26/09	A	L	59-63
01/23/10	A	W	64-56
02/20/10	H	W	47-37
12/04/10	H	W	73-71
02/26/11	A	W	81-77
01/07/12	A	W (OT)	80-77
02/04/12	H	W	71-58
02/06/13	H	W	73-53
03/02/13	A	L	64-75
01/08/14	A	L	58-70
03/01/14	H	W	63-61
03/07/14	H ⁹	W (2OT)	73-68
01/03/15	H	W	83-74
02/11/15	A	L	72-83
01/23/16	A	W	78-63
02/25/16	H	W	68-60

¹ - Big South Tournament (Savannah, Ga.)

² - Big South Tournament (Anderson, S.C.)

³ - Big South Tournament (North Charleston, S.C.)

⁴ - Big South Tournament (Lynchburg, Va.)

⁵ - Big South Tournament (Asheville, N.C.)

⁶ - Big South Tournament (Asheville, N.C.)

⁷ - Big South Tournament (Roanoke, Va.)

⁸ - Big South Tournament (Rock Hill, S.C.)

⁹ - Big South Tournament (Conway, S.C.)

CHARLOTTE

Series: Charlotte leads 7-1

All Games At Charlotte: 0-7

All Games At Coastal Carolina: 0-0

All Games At Neutral Site: 1-0

Date	Site	W/L	Score
01/20/87	A	L	61-85
12/03/87	A	L	73-89
12/19/88	A	L	61-70
11/29/89	A	L	56-73
01/08/91	A	L	74-93
01/04/92	A	L	61-76
12/01/94	A	L	72-101
11/21/10	N ¹	W (2OT)	79-75

¹ - Charleston Classic (Charleston, S.C.)

CHATTANOOGA

Series: Chattanooga leads 3-0

All Games At Chattanooga: 0-2

All Games At Coastal Carolina: 1-0

ALL-TIME SERIES RECORDS

All Games At Neutral Site: 0-0

Date	Site	W/L	Score
12/28/96	A ¹	L	69-75
11/27/14	A ²	L	67-78
11/29/16	H	L	52-68

¹ - Dr. Pepper Classic (Chattanooga, Tenn.)² - 2014 Battle 4 Atlantis Mainland Bracket (Chattanooga, Tenn.)**CHOWAN**

Series: Coastal Carolina leads 1-0

All Games At Chowan: 0-0

All Games At Coastal Carolina: 1-0

All Games At Neutral Site: 0-0

Date	Site	W/L	Score
12/19/05	H	W	81-59

CINCINNATI

Series: Cincinnati leads 3-1

All Games At Cincinnati: 1-3

All Games At Coastal Carolina: 0-0

All Games At Neutral Site: 0-0

Date	Site	W/L	Score
12/31/86	A	L	62-81
01/06/90	A	W	73-72
11/16/07	A	L	59-74
11/24/08	A ¹	L	56-82

¹ - Global Sports Classic (Cincinnati, Ohio)**THE CITADEL**

Series: Coastal Carolina leads 6-4

All Games At The Citadel: 2-3

All Games At Coastal Carolina: 4-1

All Games At Neutral Site: 0-0

Date	Site	W/L	Score
1979-80	A	L	70-79
12/13/80	A	L	66-71
12/06/89	H	W	78-68
12/06/90	A	W	79-71
12/21/98	H	L	68-76
11/23/99	A	W	68-60
12/22/00	H	W	85-74
12/29/01	A	L	62-74
11/27/10	H	W	72-64
12/06/11	A	W	80-58

CLAFLIN

Series: Coastal Carolina leads 6-2

All Games At Claflin: 1-2

All Games At Coastal Carolina: 5-0

All Games At Neutral Site: 0-0

Date	Site	W/L	Score
1974-75	A	W	82-77
1974-75	H	W	90-76
12/13/75	H	W (2OT)	102-97
01/24/76	A	L	77-86
11/20/76	H	W	114-81
01/24/77	A	L	77-86
02/26/79	H	W	104-62
11/19/83	H	W	75-46

CLEMSON

Series: Clemson leads 6-2

All Games At Clemson: 1-5

All Games At Coastal Carolina: 1-1

All Games At Neutral Site: 0-0

Date	Site	W/L	Score
12/12/87	A	L	57-76
11/23/96	A #12	L	47-70
12/30/00	H	L	68-81
11/30/01	A	L	54-83
12/31/02	A	L	63-90
11/22/11	A	W	60-59
12/19/12	H	W	69-46
11/29/13	A	L	40-69

CLEMSON-SUMTER

Series: Coastal Carolina leads 2-0

All Games At Clemson-Sumter: 0-0

All Games At Coastal Carolina: 0-0

All Games At Neutral Site: 0-0

All Games At Unknown Site: 2-0

Date	Site	W/L	Score
1970-71	U	W	81-62
1970-71	U	W	99-77

CLINCH VALLEY

Series: Coastal Carolina leads 1-0

All Games At Clinch Valley: 0-0

All Games At Coastal Carolina: 1-0

All Games At Neutral Site: 0-0

Date	Site	W/L	Score
01/06/84	H ¹	W	71-47

¹ - Sertoma Club Collegiate (Conway, S.C.)**COKER**

Series: Coastal Carolina leads 13-2

All Games At Coker: 5-0

All Games At Coastal Carolina: 8-2

All Games At Neutral Site: 0-0

Date	Site	W/L	Score
1974-75	A	W	58-44
1974-75	H	W	91-72
02/12/81	A	W (OT)	66-60
02/18/81	H	W	77-60
11/16/81	A	W	89-67
02/24/82	H	W	106-75
11/16/82	H	W	91-64
02/07/83	A	W	72-60
11/14/83	A	W	83-76
02/06/84	H	W	95-84
12/01/87	H	W	68-60
02/16/89	H	L	61-63
12/12/04	H	W	86-50
11/30/05	H	W	70-35
11/15/08	H	L	59-80

COLLEGE OF CHARLESTON

Series: College of Charleston leads 11-37

All Games At College of Charleston: 1-23

All Games At Coastal Carolina: 10-14

All Games At Neutral Site: 0-0

Date	Site	W/L	Score
11/21/74	A	L	94-101
02/25/75	H	L	74-101
11/19/75	H	L	75-80
01/08/76	A	L	76-77
11/19/76	H	L	75-80
01/08/77	A	L	76-77
12/17/77	H	W	80-68
02/02/78	A	L	95-99
01/04/79	H	W	76-75
02/01/79	A	L	86-94

12/03/79	A	L	65-77
01/31/80	H	W	71-53
02/18/80	A	L	72-78
12/03/80	H	L	40-47
01/14/81	A	L	50-54
02/09/81	H	W	59-57
12/02/81	H	L	66-73
02/15/82	A	L	52-53
11/29/82	A	L (OT)	48-52
02/14/83	H	W (OT)	49-45
11/29/83	H	L	42-45
02/24/84	A	L	28-30
11/26/84	A	L	58-66
02/20/85	H	L	53-63
12/02/89	H	W	82-67
01/13/90	A	L	56-71
11/28/90	H	W	56-54
01/19/91	A	L	57-60
02/17/92	H	W	74-65
01/06/93	A	L	60-65
01/11/93	A	L	44-84
01/28/93	H	W	58-57
12/22/94	H	L	72-75
01/02/96	A	L	52-72
02/03/99	H	L	65-75
01/19/00	A	L	55-69
01/29/01	H	L	53-66
12/01/01	A	L	47-64
12/06/03	H	L	72-73
12/22/04	A	L	69-87
11/18/06	H	L	49-70
12/17/08	A	L	58-73
11/13/09	H	W	70-59
11/16/10	A	L	67-83
12/22/11	H	L	70-77
12/22/12	A	L	51-60
11/24/15	A	W	67-61
11/14/16	H	L	64-71

COLUMBIA INTERNATIONAL

Series: Coastal Carolina leads 1-0

All Games At Columbia International: 0-0

All Games At Coastal Carolina: 1-0

All Games At Neutral Site: 0-0

Date	Site	W/L	Score
11/18/14	H	W	82-51

COPPIN STATE

Series: Coastal Carolina leads 1-0

All Games At Coppin State: 0-0

All Games At Coastal Carolina: 1-0

All Games At Neutral Site: 0-0

Date	Site	W/L	Score
11/16/16	H	W	89-59

CORNELL COLLEGE

Series: Coastal Carolina leads 1-0

All Games At Cornell College: 0-0

All Games At Coastal Carolina: 1-0

All Games At Neutral Site: 0-0

Date	Site	W/L	Score
12/27/09	H	W	79-48

COVENANT

Series: Coastal Carolina leads 1-0

All Games At Covenant: 0-0

All Games At Coastal Carolina: 1-0

All Games At Neutral Site: 0-0

Date	Site	W/L	Score
11/11/11	H	W	96-54

DAVIDSON

Series: Coastal Carolina leads 5-0

All Games At Davidson: 2-0

All Games At Coastal Carolina: 2-0

All Games At Neutral Site: 1-0

Date	Site	W/L	Score
01/12/91	A	W	55-48
02/11/91	H	W	64-52
03/01/91	N ¹	W	58-55
01/08/92	H	W	79-62
02/13/92	A	W	72-65

¹ - Big South Tournament (Anderson, S.C.)**DAYTON**

Series: Dayton leads 2-0

All Games At Dayton: 2-0

All Games At Coastal Carolina: 0-0

All Games At Neutral Site: 0-0

Date	Site	W/L	Score
12/02/95	A	L	62-80
12/11/99	A	L	79-104

DUKE

Series: Duke leads 1-0

All Games At Duke: 0-1

All Games At Coastal Carolina: 0-0

All Games At Neutral Site: 0-0

Date	Site	W/L	Score
11/16/09	A #9 ¹	L	49-74

¹ - NIT Season Tip-Off (Durham, N.C.)**EARL PAULK**

Series: Coastal Carolina leads 1-0

All Games At Earl Paulk: 0-0

All Games At Coastal Carolina: 1-0

All Games At Neutral Site: 0-0

Date	Site	W/L	Score
12/16/87	H	W	99-70

EAST CAROLINA

Series: East Carolina leads 5-3

All Games At East Carolina: 0-4

All Games At Coastal Carolina: 3-1

All Games At Neutral Site: 0-0

Date	Site	W/L	Score
01/26/95	A	L	62-85
12/09/95	H	L	62-74
12/23/02	H	W	90-71
11/29/03	A	L	59-76
01/02/08	A	L	64-89
12/28/08	H	W	63-55
12/18/10	H ¹	W	59-58
12/19/11	A	L	51-76

¹ - Game played at Myrtle Beach Convention Center

--- counted as a home game for Coastal Carolina

EAST TENNESSEE STATE

Series: East Tennessee State leads 4-3

All Games At East Tenn. State: 2-2

All Games At Coastal Carolina: 1-2

All Games At Neutral Site: 0-0

Date	Site	W/L	Score
01/05/87	A	W	80-67

ALL-TIME SERIES RECORDS

02/18/88	H	L	72-74
02/22/88	A	W (2OT)	97-89
11/23/97	A	L	41-61
12/20/97	H	W (OT)	67-61
12/04/01	H	L	71-85
12/20/02	A	L	82-93

EASTERN KENTUCKY

Series: Eastern Kentucky leads 2-0
 All Games At Eastern Kentucky: 0-1
 All Games At Coastal Carolina: 0-1
 All Games At Neutral Site: 0-0

Date	Site	W/L	Score
12/04/04	H	L	62-77
12/30/05	A	L	51-60

EASTERN MICHIGAN

Series: Eastern Michigan leads 1-0
 All Games At Eastern Michigan: 0-0
 All Games At Coastal Carolina: 0-0
 All Games At Neutral Site: 0-1

Date	Site	W/L	Score
11/29/91	N ¹	L	58-76

¹ - Great Alaskan Shootout (Anchorage, Alaska)

ELON

Series: Elon leads 9-4
 All Games At Elon: 0-6
 All Games At Coastal Carolina: 3-2
 All Games At Neutral Site: 1-0

Date	Site	W/L	Score
01/13/98	A	L	61-69
02/21/98	H	L	68-73
01/09/99	H	L	61-64
02/01/99	A	L	82-85
01/15/00	A	L	73-75
02/07/00	H	W	57-49
01/20/01	H	W	75-60
02/12/01	A	L	74-77
01/07/02	A	L	80-91
02/07/02	H	W	80-75
01/13/03	A	L	60-63
02/26/03	H	L	53-75
11/17/09	N ¹	W	69-46

¹ - NIT Season Tip-Off (Durham, N.C.)

EMMANUEL (GA)

Series: Coastal Carolina leads 1-0
 All Games At Emmanuel (Ga.): 0-0
 All Games At Coastal Carolina: 1-0
 All Games At Neutral Site: 0-0

Date	Site	W/L	Score
12/30/08	H	W	87-55

ERSKINE

Series: Erskine leads 13-10
 All Games At Erskine: 2-8
 All Games At Coastal Carolina: 8-5
 All Games At Neutral Site: 0-0

Date	Site	W/L	Score
1974-75	A	L	73-89
1974-75	H	L	55-79
11/21/75	A	L	59-75
01/17/76	H	L	72-80
11/21/76	A	L	59-75
01/17/77	H	L	72-80
12/04/78	H	W	81-65
1977-78	A	L	74-85

1977-78	H	W	89-65
1977-78	H	L	57-59
1979-80	A	W	69-64
1979-80	H	L	62-64
02/10/79	A	W	65-51
12/06/80	A	L	65-71
02/07/81	H	W	69-57
12/07/81	A	W	63-51
02/06/82	H	W	80-59
12/06/82	A	L	59-67
02/05/83	H	W	59-57
12/03/83	A	L	49-50
02/04/84	H	L	57-60
02/05/90	H	W	95-61
02/04/95	H	W	88-64

EVANSVILLE

Series: Evansville leads 3-0
 All Games At Evansville: 0-3
 All Games At Coastal Carolina: 0-0
 All Games At Neutral Site: 0-0

Date	Site	W/L	Score
12/19/91	A	L	57-80
01/03/94	A	L	56-89
11/21/04	A	L	80-87

FAIRLEIGH DICKINSON

Series: Fairleigh Dickinson leads 2-0
 All Games At Fairleigh Dickinson: 0-1
 All Games At Coastal Carolina: 0-1
 All Games At Neutral Site: 0-0

Date	Site	W/L	Score
11/27/99	A	L	65-68
12/16/00	H	L	56-66

FAIRMONT STATE

Series: Fairmont State leads 1-0
 All Games At Fairmont State: 0-1
 All Games At Coastal Carolina: 0-0
 All Games At Neutral Site: 0-0

Date	Site	W/L	Score
1977-78	A	L	69-82

FAYETTEVILLE STATE

Series: Coastal Carolina leads 1-0
 All Games At Fayetteville State: 0-0
 All Games At Coastal Carolina: 1-0
 All Games At Neutral Site: 0-0

Date	Site	W/L	Score
12/11/81	A	W	47-45

FLORENCE-DARLINGTON TECH

Series: Coastal Carolina leads 1-0
 All Games At Florence-Darlington Tech: 0-0
 All Games At Coastal Carolina: 0-0
 All Games At Neutral Site: 0-0
 All Games At Unknown Site: 1-0

Date	Site	W/L	Score
12/18/68	U	W	85-51

FLORIDA

Series: Florida leads 3-0
 All Games At Florida: 0-3
 All Games At Coastal Carolina: 0-0
 All Games At Neutral Site: 0-0

Date	Site	W/L	Score
11/29/97	A	L	44-62

11/30/98	A	L	68-110
11/24/02	A	#7	L 45-88

FLORIDA INTERNATIONAL

Series: Florida International leads 2-0
 All Games At Florida International: 0-1
 All Games At Coastal Carolina: 0-1
 All Games At Neutral Site: 0-0

Date	Site	W/L	Score
11/26/11	A	L	62-64
11/24/12	H	L	77-87

FLORIDA STATE

Series: Florida State leads 2-0
 All Games At Florida State: 0-2
 All Games At Coastal Carolina: 0-0
 All Games At Neutral Site: 0-0

Date	Site	W/L	Score
11/21/06	A	L	65-78
11/22/08	A ¹	L	70-82

¹ - Global Sports Classic (Tallahassee, Fla.)

FLORIDA TECH

Series: Florida Tech leads 1-0
 All Games At Florida Tech: 0-1
 All Games At Coastal Carolina: 0-0
 All Games At Neutral Site: 0-0

Date	Site	W/L	Score
12/15/84	A	L	64-65

FRANCIS MARION

Series: Francis Marion leads 17-11
 All Games At Francis Marion: 3-10
 All Games At Coastal Carolina: 8-6
 All Games At Neutral Site: 0-1

Date	Site	W/L	Score
1974-75	A	L	68-79
1974-75	H	L	86-95
01/14/76	A	W (OT)	71-61
02/12/76	H	W	81-60
01/14/77	A	W (OT)	71-61
02/12/77	H	W	81-60
1977-78	H	L	69-70
1977-78	A	L	69-72
1979-80	H	L	73-91
1979-80	A	L	59-71
01/11/79	A	L	95-113
02/07/79	H	W	75-69
01/27/81	A	W	64-61
02/05/81	H	L	65-82
01/26/82	H	W	66-41
02/04/82	A	W	57-53
11/20/82	H ¹	L	54-55
01/25/83	H	W	60-48
02/03/83	A	L	61-75
01/23/84	H	L	42-58
02/02/84	A	L	38-58
12/01/84	N ²	L	62-65
01/31/85	A	L	47-49
02/09/85	H	L	63-64
12/05/85	A	L	73-83
12/14/85	H	L	76-78
11/30/93	A	W	73-59
12/17/94	H	W	80-75

¹ - Tip-Off Tournament (Conway, S.C.)

² - Longwood Invitational (Farmville, Va.)

FRIENDSHIP COLLEGE

Series: Coastal Carolina leads 3-2
 All Games At Friendship College: 1-1
 All Games At Coastal Carolina: 1-1
 All Games At Neutral Site: 1-0

Date	Site	W/L	Score
1979-80	H	L	69-85
1979-80	A	W	109-62
1979-80	H	W	122-85
1979-80	A	L	49-58
11/21/81	N ¹	W	81-67

¹ - Newberry Event (Newberry, S.C.)

FURMAN

Series: Furman leads 4-1
 All Games At Furman: 0-3
 All Games At Coastal Carolina: 1-1
 All Games At Neutral Site: 0-0

Date	Site	W/L	Score
1979-80	A	L	65-89
01/06/96	A	L	50-72
12/21/96	H	W	83-81
12/16/99	A	L	75-97
11/25/00	H	L	67-81

GARDNER-WEBB

Series: Tied 10-10
 All Games At Gardner-Webb: 4-5
 All Games At Coastal Carolina: 6-4
 All Games At Neutral Site: 0-1

Date	Site	W/L	Score
12/17/83	A	L	68-77
01/17/09	A	L	55-77
01/29/09	H	L	74-79
01/09/10	A	W	80-64
02/04/10	H	W	96-60
01/22/11	A	W	58-55
02/15/11	H	L	57-59
03/01/11	H ¹	W	83-72
01/12/12	H	W	65-63
01/28/12	A	W	70-56
01/16/13	A	L	65-66
02/16/13	H	L	63-70
01/11/14	A	W	81-69
02/15/14	H	W	75-60
01/17/15	H	L	67-82
01/31/15	A	L	64-66
03/07/15	H ²	W	73-70
12/31/15	A	L	61-65
02/13/16	H	W	78-71
03/04/16	N ³	L	65-69

¹ - Big South Tournament (Conway, S.C.)

² - Big South Tournament (Conway, S.C.)

³ - Big South Tournament

GEORGE MASON

Series: George Mason leads 3-1
 All Games At George Mason: 1-1
 All Games At Coastal Carolina: 0-1
 All Games At Neutral Site: 0-1

Date	Site	W/L	Score
12/17/90	A	W	66-65
12/29/90	N ¹	L	61-70
12/04/99	H	L	66-72
12/20/00	A	L	65-81

¹ - Michigan State Spartan Classic (East Lansing, Mich.)

GEORGE WASHINGTON

Series: George Washington leads 2-0
 All Games At George Washington: 0-1
 All Games At Coastal Carolina: 0-0
 All Games At Neutral Site: 0-1

Date	Site	W/L	Score
12/21/85	A	L	68-73
12/27/93	N ¹	L	68-87

¹ - USF&G Sugar Bowl Classic (New Orleans, La.)

GEORGETOWN

Series: Georgetown leads 6-0
 All Games At Georgetown: 5-0
 All Games At Coastal Carolina: 0-0
 All Games At Neutral Site: 0-1

Date	Site	W/L	Score
12/30/99	A	L	57-85
12/12/00	A #23	L	60-78
11/21/01	A #14	L	51-76
12/02/02	A	L	60-87
11/25/03	A	L	68-81
11/18/10	N #20 ¹	L	61-80

¹ - Charleston Classic (Charleston, S.C.)

GEORGIA

Series: Georgia leads 1-0
 All Games At Georgia: 1-0
 All Games At Coastal Carolina: 0-0
 All Games At Neutral Site: 0-0

Date	Site	W/L	Score
11/28/00	A	L	69-102

GEORGIA SOUTHERN

Series: Coastal Carolina leads 5-1
 All Games At Georgia Southern: 2-1
 All Games At Coastal Carolina: 3-0
 All Games At Neutral Site: 0-0

Date	Site	W/L	Score
12/19/95	A	W	61-59
01/02/97	H	W	61-21
12/15/09	A	W	69-58
12/29/09	H	W	76-64
01/23/17	A	L	80-91
02/11/17	H	W	82-70

GEORGIA STATE

Series: Coastal Carolina leads 3-1
 All Games At Georgia State: 1-1
 All Games At Coastal Carolina: 2-0
 All Games At Neutral Site: 0-0

Date	Site	W/L	Score
12/22/07	H	W	79-68
12/20/08	A	W	69-52
01/21/17	A	L	56-76
02/13/17	H	W	65-64

GEORGIA TECH

Series: Georgia Tech leads 4-0
 All Games At Georgia Tech: 4-0
 All Games At Coastal Carolina: 0-0
 All Games At Neutral Site: 0-0

Date	Site	W/L	Score
11/28/88	A	L	65-95
12/19/89	A	L	82-109
11/28/94	A #22	L	78-90
12/17/97	A	L	63-100

GREENSBORO COLLEGE

Series: Coastal Carolina leads 1-0
 All Games At Greensboro College: 0-1
 All Games At Coastal Carolina: 1-0
 All Games At Neutral Site: 0-0

Date	Site	W/L	Score
12/30/12	H	W	85-65

GRU-AUGUSTA

formerly Augusta/Augusta State, renamed Georgia Regents University-Augusta in 2012

Series: Coastal Carolina leads 12-6
 All Games At GRU-Augusta: 4-5
 All Games At Coastal Carolina: 6-1
 All Games At Neutral Site: 2-0

Date	Site	W/L	Score
1974-75	H	L	65-103
02/09/76	A	L	69-84
02/09/77	A	L	69-84
11/21/80	H	W	61-58
02/02/81	A	L	52-53
11/27/81	N ¹	W	72-58
01/06/86	A	L	62-63
01/24/87	H	W	74-66
02/21/87	A	W	86-56
01/04/88	A	W	78-70
02/20/88	H	W	77-70
01/09/89	H	W	78-65
02/18/89	A	W	58-57
01/08/90	A	W	80-75
02/17/90	H	W	97-74
01/21/91	H	W	85-80
02/16/91	A	L (ot)	74-75
03/02/91	N ²	W	89-54

¹ - Aiken Kiwanis Tournament (Aiken, S.C.)

² - Big South Tournament (Anderson, S.C.)

GRACE BIBLE

Series: Coastal Carolina leads 1-0
 All Games At Grace Bible: 0-0
 All Games At Coastal Carolina: 1-0
 All Games At Neutral Site: 0-0

Date	Site	W/L	Score
11/18/15	H	W	104-57

GRAND CANYON

Series: Coastal Carolina Leads 1-0
 All Games At Grand Canyon: 0-0
 All Games At Coastal Carolina: 1-0
 All Games At Neutral Site: 0-0

Date	Site	W/L	Score
03/23/16	H ¹	W	60-58

GUILFORD COLLEGE

Series: Coastal Carolina leads 2-0
 All Games At Guilford College: 0-0
 All Games At Coastal Carolina: 1-0
 All Games At Neutral Site: 1-0

Date	Site	W/L	Score
11/26/82	N ¹	W	74-54
11/11/13	H	W	76-49

¹ - Francis Marion Doubleheader (Florence, S.C.)

HAMPTON

Series: Tied 2-1
 All Games At Hampton: 0-1

All Games At Coastal Carolina: 2-0

All Games At Neutral Site: 0-0

Date	Site	W/L	Score
12/22/95	H ¹	W	87-80
02/21/96	A	L	66-95
03/15/17	H ²	W	83-67

¹ - Game played at Myrtle Beach Convention Center

-- counted as a home game for Coastal Carolina

² - CBI Tournament (Conway, S.C.)

HAWAII

Series: Hawai'i leads 3-0
 All Games At Hawai'i: 0-3
 All Games At Coastal Carolina: 0-0
 All Games At Neutral Site: 0-0

Date	Site	W/L	Score
12/19/92	A ¹	L	62-66
11/26/04	A	L	65-72
11/15/15	A	L	63-74

¹ - Hawai'i Pre-Holiday Tournament (Honolulu, Hawai'i)

HIGH POINT

Series: Coastal Carolina leads 21-16
 All Games At High Point: 9-9
 All Games At Coastal Carolina: 11-7
 All Games At Neutral Site: 1-0

Date	Site	W/L	Score
11/21/78	H	L	71-72
11/28/80	N ¹	W	62-55
01/13/99	H	W	90-81
02/17/99	A	L	64-81
01/17/00	A	W	73-68
02/05/00	H	W	75-67
01/22/01	H	W	71-67
02/10/01	A	L	58-60
01/05/02	A	L	71-87
02/09/02	H	W	98-76
01/11/03	A	W	77-75
02/10/03	H	W	89-71
01/05/04	H	L	69-75
02/09/04	A	W	73-52
01/17/05	H	L	64-79
02/12/05	A	L	72-79
01/09/06	A	L	62-82
02/06/06	H	W	78-60
01/22/07	H	L	56-59
02/10/07	A	L	63-71
01/19/08	A	W	66-61
02/18/08	H	W	56-55
03/04/08	A ²	L	56-59
01/03/09	H	W	82-69
02/07/09	A	W	70-68
01/16/10	H	W	75-58
02/11/10	A	L	65-69
01/02/11	H	W	78-60
01/27/11	A	W	82-58
12/31/11	A	W	55-52
02/09/12	H	L	65-70
02/09/13	A	L	62-74
02/05/14	H	L	74-77
12/31/14	A	W	83-68
02/06/15	H	W	65-60
01/16/16	A	W	71-68
02/11/16	H	L	67-68

¹ - Francis Marion Doubleheader (Florence, S.C.)

² - Big South Tournament (High Point, N.C.)

HORRY-GEORGETOWN TECH

Series: Coastal Carolina leads 2-0
 All Games At Horry-Georgetown Tech: 0-0
 All Games At Coastal Carolina: 0-0
 All Games At Neutral Site: 0-0
 All Games At Unknown Site: 2-0

Date	Site	W/L	Score
1970-71	U	W	87-51
1970-71	U	W	76-40

HOUSTON

Series: Houston leads 2-0
 All Games At Houston: 0-1
 All Games At Coastal Carolina: 0-0
 All Games At Neutral Site: 0-1

Date	Site	W/L	Score
12/28/89	N ¹	L	79-82
11/26/07	A	L	79-86

¹ - Tampa Tribune-South Florida Invitational

(Tampa, Fla.)

IDAHO

Series: Idaho leads 1-0
 All Games At Idaho: 0-0
 All Games At Coastal Carolina: 0-0
 All Games At Neutral Site: 0-1

Date	Site	W/L	Score
11/30/91	N ¹	L (2OT)	77-83

¹ - Great Alaskan Shootout (Anchorage, Alaska)

ILLINOIS-CHICAGO

Series: Coastal Carolina leads 1-0
 All Games At UIC: 0-0
 All Games At Coastal Carolina: 1-0
 All Games At Neutral Site: 0-0

Date	Site	W/L	Score
03/22/17	H ¹	W	89-78

¹ - CBI Tournament (Conway, SC)

INDIANA

Series: Indiana leads 1-0
 All Games At Indiana: 0-0
 All Games At Coastal Carolina: 0-0
 All Games At Neutral Site: 0-1

Date	Site	W/L	Score
03/14/91	N #3 ¹	L	69-79

¹ - NCAA Tournament Southeast Regional (Louisville, Ky.)

INDIANA STATE

Series: Tied 1-1
 All Games At Indiana State: 0-1
 All Games At Coastal Carolina: 0-0
 All Games At Neutral Site: 0-1

Date	Site	W/L	Score
11/19/04	A	L	46-70
11/23/09	N ¹	W	77-62

¹ - Dick's Sporting Goods NIT Season Tip-Off (Bowling Green, Ky.)

ALL-TIME SERIES RECORDS

JACKSON STATE

Series: Coastal Carolina leads 1-0

All Games At Jackson State: 1-0

All Games At Coastal Carolina: 0-0

All Games At Neutral Site: 0-0

Date	Site	W/L	Score
03/06/91	A ¹	W	78-59

¹ - NCAA Tournament Play-In Game (Jackson, Miss.)**JACKSONVILLE**

Series: Jacksonville leads 3-1

All Games At Jacksonville: 0-2

All Games At Coastal Carolina: 1-1

All Games At Neutral Site: 0-0

Date	Site	W/L	Score
11/20/99	H	L	84-88
11/18/00	A	L	69-88
12/11/05	H	W	81-66
11/10/06	A	L	72-85

JACKSONVILLE STATE

Series: Tied 1-1

All Games At Jacksonville State: 0-1

All Games At Coastal Carolina: 1-0

All Games At Neutral Site: 0-0

Date	Site	W/L	Score
12/15/04	H	W	88-78
11/21/05	A	L	71-82

JAMES MADISON

Series: James Madison leads 1-0

All Games At James Madison: 0-1

All Games At Coastal Carolina: 0-0

All Games At Neutral Site: 0-0

Date	Site	W/L	Score
01/08/87	A	L	95-100

JOHNSON & WALES

Series: Coastal Carolina leads 1-0

All Games At Johnson & Wales: 0-0

All Games At Coastal Carolina: 1-0

All Games At Neutral Site: 0-0

Date	Site	W/L	Score
11/20/12	H	W	96-40

KANSAS STATE

Series: Kansas State leads 1-0

All Games At Kansas State: 0-1

All Games At Coastal Carolina: 0-0

All Games At Neutral Site: 0-0

Date	Site	W/L	Score
12/06/97	A	L	72-101

KENNESAW STATE

Series: Coastal Carolina leads 1-0

All Games At Kennesaw State: 0-0

All Games At Coastal Carolina: 0-0

All Games At Neutral Site: 1-0

Date	Site	W/L	Score
11/30/85	N ¹	W	65-46

¹ - Francis Marion Doubleheader (Florence, S.C.)**LAGRANGE COLLEGE**

Series: Coastal Carolina leads 1-0

All Games At LaGrange College: 0-0

All Games At Coastal Carolina: 1-0

All Games At Neutral Site: 0-0

Date	Site	W/L	Score
11/13/10	H	W	79-40

LANDER

Series: Lander leads 14-4

All Games At Lander: 2-7

All Games At Coastal Carolina: 2-7

All Games At Neutral Site: 0-0

Date	Site	W/L	Score
1974-75	A	L	96-120
1974-75	H	L	85-101
01/10/76	H	L (OT)	83-89
01/31/76	A	L	58-68
01/10/77	H	L (OT)	83-89
01/31/77	A	L	58-68
1977-78	A	W	81-80
1977-78	H	L	70-78
01/25/79	A	L	60-82
02/14/79	H	L	77-98
1979-80	H	L	70-92
1979-80	A	L	60-82
12/05/80	A	L	60-64
01/22/81	H	W	61-58
12/05/81	A	L	51-53
01/22/82	H	W	82-60
12/04/82	A	W	64-57
01/21/83	H	L	77-80

LEES-McRAE

Series: Coastal Carolina leads 3-0

All Games At Lees McRae: 0-0

All Games At Coastal Carolina: 3-0

All Games At Neutral Site: 0-0

Date	Site	W/L	Score
12/14/96	H	W	74-60
12/29/02	H	W	70-60
12/28/03	H	W	115-50

LENOIR-RHYNE

Series: Coastal Carolina leads 1-0

All Games At Lenoir-Rhyne: 0-0

All Games At Coastal Carolina: 1-0

All Games At Neutral Site: 0-0

Date	Site	W/L	Score
12/16/83	H	W	73-63

LIBERTY

Series: Coastal Carolina leads 26-29

All Games At Liberty: 12-16

All Games At Coastal Carolina: 14-13

All Games At Neutral Site: 0-0

Date	Site	W/L	Score
12/10/88	H	W	80-73
02/13/89	A	W	75-60
01/10/90	H	W	94-85
02/12/90	A	W	68-66
01/25/92	A	L	71-72
02/27/92	H	L	58-68
01/09/93	A	W (OT)	66-65
01/23/93	H	L (ot)	74-81
01/24/94	H	W	86-75
02/21/94	A	W	84-81
01/23/95	A	L	69-88
02/20/95	H	L	64-65
01/22/96	H	L	62-67
02/19/96	A	L	57-71

01/27/97	A	L	63-78
02/15/97	H	L	50-66
01/26/98	H	L	62-66
02/14/98	A	L	56-66
02/25/98	¹ A	L	70-78
01/15/99	A	W	89-68
02/08/99	H	W	87-75
01/22/00	H	W	83-71
02/12/00	A	L	52-58
01/15/01	A	W	71-65
02/03/01	H	W	68-64
01/14/02	H	L	80-86
02/02/02	A	W	58-54
01/25/03	H	L	54-55
02/17/03	A	L	73-79
03/04/03	² A	L (OT)	61-63
02/03/04	H	W	67-65
02/07/04	A	L	65-79
03/04/04	³ A	L	73-88
01/15/05	H	L	64-71
02/14/05	A	L	68-72
01/28/06	H	W	72-60
02/23/06	A	W	78-61
01/20/07	H	W	70-65
02/12/07	A	W	77-76
01/21/08	A	L	59-78
02/16/08	H	L	51-65
01/12/09	A	L	55-68
02/16/09	H	L	82-85
12/05/09	A	W	73-58
02/25/10	H	W	71-48
01/08/11	A	W	70-67
02/03/11	H	W	77-71
12/03/11	H	W	78-68
02/23/12	A	L	57-61
01/12/13	A	L	56-64
03/05/13	⁴ H	L	61-78
01/29/14	H	W	66-64
01/10/15	A	W	69-54
02/14/15	H	W	96-56
01/06/16	H	L	61-62

¹ - Big South Tournament (Lynchburg, Va.)² - Big South Tournament (Lynchburg, Va.)³ - Big South Tournament (Lynchburg, Va.)⁴ - Big South Tournament (Conway, S.C.)**LIMESTONE**

Series: Coastal Carolina leads 9-5

All Games At Limestone: 1-5

All Games At Coastal Carolina: 8-0

All Games At Neutral Site: 0-0

Date	Site	W/L	Score
1974-75	A	L	87-101
1974-75	A	L	94-115
11/22/75	A	L	92-117
02/14/76	H	W (OT)	88-87
11/22/76	A	L	92-117
02/14/77	H	W (OT)	88-87
1977-78	A	W	81-73
02/18/78	H	W	114-87
12/09/78	A	L	78-84
01/20/79	H	W	96-86
1979-80	H	W	63-61
1979-80	A	W	75-72
01/14/88	H	W	112-65
11/25/88	H	W	74-72

LITTLE ROCK

Series: Coastal Carolina leads 2-0

All Games At Little Rock: 1-0

All Games At Coastal Carolina: 1-0

All Games At Neutral Site: 0-0

Date	Site	W/L	Score
01/09/17	H	W	66-63
02/04/17	A	W	82-75

LIVINGSTON

Series: Coastal Carolina leads 1-0

All Games At Livingston: 0-0

All Games At Coastal Carolina: 1-0

All Games At Neutral Site: 0-0

Date	Site	W/L	Score
12/16/91	H	W	77-69

LONG ISLAND

Series: Coastal Carolina leads 1-0

All Games At Long Island: 0-0

All Games At Coastal Carolina: 0-0

All Games At Neutral Site: 1-0

Date	Site	W/L	Score
12/19/86	N ¹	W	78-53

¹ - Central Florida Tournament (Orlando, Fla.)**LONGWOOD**

Series: Coastal Carolina leads 4-2

All Games At Longwood: 2-2

All Games At Coastal Carolina: 2-0

All Games At Neutral Site: 0-0

Date	Site	W/L	Score
11/30/84	A ¹	L	72-89
01/05/13	A	W	80-72
02/08/14	H	W	67-58
01/08/15	H	W	76-70
02/23/15	A	W	72-59
01/09/16	A	L	61-76

¹ - Longwood Invitational (Farmville, Va.)**LOUISIANA-LAFAYETTE**

Series: Louisiana-Lafayette leads 2-0

All Games At Louisiana-Lafayette: 0-0

All Games At Coastal Carolina: 0-2

All Games At Neutral Site: 0-0

Date	Site	W/L	Score
11/24/13	H ¹	L	69-73
02/25/17	H	L	77-79

¹ - 2013 Maui on the Mainland Invitational (Conway, S.C.)**LOUISIANA-MONROE**

formerly Northeast Louisiana, renamed University of Louisiana at Monroe in 1999

Series: Coastal Carolina leads 3-0

All Games At Louisiana-Monroe: 0-0

All Games At Coastal Carolina: 1-0

All Games At Neutral Site: 2-0

Date	Site	W/L	Score
12/18/92	N ¹	W	77-68
11/26/14	N ²	W	61-48
02/27/17	H	W	77-72

¹ - Hawai'i Pre-Holiday Tournament (Honolulu, Hawai'i)² - 2014 Battle 4 Atlantis Mainland Bracket (Chattanooga, Tenn.)

LOUISIANA STATE

Series: Coastal Carolina leads 2-0

All Games At LSU: 1-0

All Games At Coastal Carolina: 1-0

All Games At Neutral Site: 0-0

Date	Site	W/L	Score
12/13/10	A	W (OT)	78-69
11/15/11	H	W	71-63

LOUISIANA TECH

Series: Louisiana Tech leads 1-0

All Games At Louisiana Tech: 0-1

All Games At Coastal Carolina: 0-0

All Games At Neutral Site: 0-1

Date	Site	W/L	Score
12/28/90	N ¹	L	81-86

¹ - Michigan State Spartan Classic (East Lansing, Mich.)**LOYOLA (MD.)**

Series: Coastal Carolina leads 1-0

All Games At Loyola: 0-0

All Games At Coastal Carolina: 1-0

All Games At Neutral Site: 0-0

Date	Site	W/L	Score
03/20/17	H ¹	W	72-63

¹ - CBI Tournament (Conway, SC)**LYNCHBURG COLLEGE (VA)**

Series: Coastal Carolina leads 1-0

All Games At Lynchburg College (Va.): 0-0

All Games At Coastal Carolina: 1-0

All Games At Neutral Site: 0-0

Date	Site	W/L	Score
12/16/11	H	W	86-61

MARIST

Series: Coastal Carolina leads 1-0

All Games At Marist: 1-0

All Games At Coastal Carolina: 0-0

All Games At Neutral Site: 0-0

Date	Site	W/L	Score
11/22/03	A ¹	W	74-70

¹ - Pepsi/Marist Classic (Poughkeepsie, N.Y.)**MARQUETTE**

Series: Marquette leads 1-0

All Games At Marquette: 0-1

All Games At Coastal Carolina: 0-0

All Games At Neutral Site: 0-0

Date	Site	W/L	Score
12/16/96	A	L	42-66

MARYLAND

Series: Maryland leads 1-0

All Games At Maryland: 0-1

All Games At Coastal Carolina: 0-0

All Games At Neutral Site: 0-0

Date	Site	W/L	Score
01/02/00	A #14	L	48-100

MASSACHUSETTS

Series: Massachusetts leads 1-0

All Games At Massachusetts: 0-0

All Games At Coastal Carolina: 0-0

All Games At Neutral Site: 0-1

Date	Site	W/L	Score
12/30/88	N ¹	L	73-90

¹ - Florida Today Classic (Melbourne, Fla.)**MCNEESE STATE**

Series: Coastal Carolina leads 1-0

All Games At McNeese State: 0-0

All Games At Coastal Carolina: 1-0

All Games At Neutral Site: 0-0

Date	Site	W/L	Score
01/02/07	H	W	81-67

MERCER

Series: Coastal Carolina leads 2-1

All Games At Mercer: 0-1

All Games At Coastal Carolina: 2-0

All Games At Neutral Site: 0-0

Date	Site	W/L	Score
12/03/97	H	W	68-63
11/28/98	A	L	73-77
03/15/16	H ¹	W	65-57

¹ - CIT Tournament (Conway, S.C.)**METHODIST COLLEGE**

Series: Coastal Carolina leads 4-0

All Games At Methodist: 0-0

All Games At Coastal Carolina: 4-0

All Games At Neutral Site: 0-0

Date	Site	W/L	Score
1977-78	H	W	80-78
12/01/92	H	W	101-51
11/12/11	H	W	104-61
11/30/16	H	W	88-59

MIAMI (OHIO)

Series: Miami (Ohio) leads 1-0

All Games At Miami (Ohio): 0-0

All Games At Coastal Carolina: 0-0

All Games At Neutral Site: 0-1

Date	Site	W/L	Score
12/09/94	N ¹	L	62-69

¹ - Indiana University Classic (Bloomington, Ind.)**MICHIGAN**

Series: Michigan leads 1-0

All Games At Michigan: 0-0

All Games At Coastal Carolina: 0-0

All Games At Neutral Site: 0-1

Date	Site	W/L	Score
03/19/93	N #3 ¹	L	53-84

¹ - NCAA West Regional (Tempe, Ariz.)**MINNESOTA**

Series: Minnesota leads 2-0

All Games At Minnesota: 0-2

All Games At Coastal Carolina: 0-0

All Games At Neutral Site: 0-0

Date	Site	W/L	Score
12/03/05	A	L	57-75
11/19/13	A ¹	L	72-82

¹ - 2013 EA Sports Maui Invitational Opening Games (Minneapolis, Minn.)**MISSISSIPPI (OLE MISS)**

Series: Mississippi leads 3-0

All Games At Mississippi: 0-2

All Games At Coastal Carolina: 0-1

All Games At Neutral Site: 0-0

Date	Site	W/L	Score
11/13/12	A	L	72-90
11/16/13	H	L	70-72
12/18/14	A	L	68-71

MISSOURI

Series: Missouri leads 2-0

All Games At Mississippi: 0-2

All Games At Coastal Carolina: 0-0

All Games At Neutral Site: 0-0

Date	Site	W/L	Score
01/18/93	A	L	69-94
01/02/01	A	L	61-75

MONTANA

Series: Tied 1-1

All Games At Montana: 0-1

All Games At Coastal Carolina: 0-1

All Games At Neutral Site: 0-0

Date	Site	W/L	Score
12/21/91	A	L	52-74
11/25/95	H	W	78-59

MONTREAT

Series: Coastal Carolina leads 1-0

All Games At Montreat: 0-0

All Games At Coastal Carolina: 1-0

All Games At Neutral Site: 0-0

Date	Site	W/L	Score
1/25/95	H	W	78-59

MOREHEAD STATE

Series: Morehead State leads 2-0

All Games At Morehead State: 0-0

All Games At Coastal Carolina: 0-0

All Games At Neutral Site: 0-2

Date	Site	W/L	Score
12/28/91	N ¹	L	73-87
12/10/94	N ²	L	63-89

¹ - All-College Tournament (Oklahoma City, Okla.)² - Indiana University Classic (Bloomington, Ind.)**MORRIS COLLEGE**

Series: Coastal Carolina leads 15-1

All Games At Morris College: 5-1

All Games At Coastal Carolina: 9-0

All Games At Neutral Site: 1-0

Date	Site	W/L	Score
1974-75	A	L	69-90
10/18/74	H	W	81-78
12/06/75	A	W	82-65
12/06/76	A	W	82-65
1977-78	H	W	65-64
11/18/78	H	W	84-62
01/18/79	A	W	79-65
02/05/79	H	W	68-36
01/13/83	H	W	83-74
02/22/83	H	W	89-69
11/26/83	N ¹	W	78-74
12/05/83	H	W	106-78
01/26/84	A	W	82-58
11/24/84	H	W	118-82
02/24/86	H	W	103-60

¹ - Francis Marion Doubleheader (Florence, S.C.)**MOUNT OLIVE**

Series: Coastal Carolina leads 4-0

All Games At Mount Olive: 1-0

All Games At Coastal Carolina: 3-0

All Games At Neutral Site: 0-0

Date	Site	W/L	Score
01/22/86	H	W	73-60
02/12/86	A	W	70-62
12/09/86	H	W	92-66
12/04/96	H	W	70-56

NAVY

Series: Tied 1-1

All Games At Navy: 0-1

All Games At Coastal Carolina: 1-0

All Games At Neutral Site: 0-0

Date	Site	W/L	Score
01/02/02	A	L	71-90
12/07/02	H	W	63-59

NEVADA

Series: Nevada Leads 1-0

All Games At Nevada: 0-0

All Games At Coastal Carolina: 1-0

All Games At Neutral Site: 1-0

Date	Site	W/L	Score
01/13/15	N	L	56-73

NEW HAMPSHIRE

Series: Coastal Carolina Leads 1-0

All Games At Nevada: 0-0

All Games At Coastal Carolina: 1-0

All Games At Neutral Site: 0-0

Date	Site	W/L	Score
03/19/16	H ¹	W	71-62

¹ - CIT Tournament (Conway, S.C.)**NEW ORLEANS**

Series: New Orleans leads 1-0

All Games At New Orleans: 0-1

All Games At Coastal Carolina: 0-0

All Games At Neutral Site: 0-0

Date	Site	W/L	Score
01/17/87	A	L	68-100

NEWBERRY

Series: Coastal Carolina leads 18-9

All Games At Newberry: 6-8

All Games At Coastal Carolina: 12-1

All Games At Neutral Site: 0-0

Date	Site	W/L	Score
1974-75	A	W	96-94
1974-75	A	L	80-97
01/16/76	H	W (2OT)	69-64
02/25/76	A	L	69-76
01/16/77	H	W (2OT)	69-64
02/25/77	A	L	69-76
1977-78	A	L	84-89
1977-78	H	W	66-60
1977-78	H	W	70-57
12/14/78	A	W	84-77
01/22/79	H	W	82-80
02/24/79	A	W	82-80
03/02/79	A ¹	W	59-57
1979-80	A	L	62-74

1979-80	A	L	82-93
01/19/81	H	L	56-63
02/21/81	A	W	58-57
01/18/82	A	L	54-55
02/20/82	H	W	78-75
03/01/82	H	² W	105-85
01/17/83	H	L	59-61
02/19/83	A	W	61-49
01/16/84	A	W	73-55
02/18/84	H	W	69-66
12/13/97	H	W	58-47
12/03/98	H	W	71-57
12/18/02	H	W	67-48

¹ - NAIA District 6 First Round (Newberry, S.C.)² - NAIA District 6 First Round (Conway, S.C.)**NORTH CAROLINA**

Series: North Carolina leads 1-0

All Games At North Carolina: 0-1

All Games At Coastal Carolina: 0-0

All Games At Neutral Site: 0-0

Date	Site	W/L	Score
12/30/03	A #9	L	72-105

NORTH CAROLINA A&T

Series: North Carolina A&T leads 3-0

All Games At North Carolina A&T: 0-1

All Games At Coastal Carolina: 0-1

All Games At Neutral Site: 0-1

Date	Site	W/L	Score
02/04/87	H	L	47-64
02/16/87	A	L	58-97
11/29/08	N ¹	L	60-72

¹ - Global Sports Classic (Las Vegas, Nev.)**NORTH CAROLINA CENTRAL**

Series: Coastal Carolina 3-0

All Games At North Carolina Central: 1-0

All Games At Coastal Carolina: 2-0

All Games At Neutral Site: 0-0

Date	Site	W/L	Score
02/15/10	A	W	68-57
02/17/11	H	W	94-59
12/10/16	H	W	70-67

NORTH CAROLINA STATE

Series: North Carolina State leads 3-0

All Games At North Carolina State: 3-0

All Games At Coastal Carolina: 0-0

All Games At Neutral Site: 0-0

Date	Site	W/L	Score
01/12/89	A	L	69-97
01/07/91	A	L	78-86
11/21/98	A	L	56-81

NORTH CAROLINA WESLEYAN

Series: Coastal Carolina leads 3-0

All Games At North Carolina Wesleyan: 0-0

All Games At Coastal Carolina: 3-0

All Games At Neutral Site: 0-0

Date	Site	W/L	Score
11/23/10	H	W	96-56
12/05/13	H	W	89-54
12/09/15	H	W	98-73

NORTH GEORGIA

Series: North Georgia leads 1-0

All Games At North Georgia: 0-0

All Games At Coastal Carolina: 0-0

All Games At Neutral Site: 0-1

Date	Site	W/L	Score
11/29/85	N ¹	L	56-73

¹ - Francis Marion Doubleheader (Florence, S.C.)**NORTH GREENVILLE**

Series: Coastal Carolina leads 1-0

All Games At North Greenville: 0-0

All Games At Coastal Carolina: 1-0

All Games At Neutral Site: 0-0

Date	Site	W/L	Score
11/09/07	H	W	95-76

OHIO NORTHERN

Series: Coastal Carolina leads 1-0

All Games At Ohio Northern: 0-0

All Games At Coastal Carolina: 1-0

All Games At Neutral Site: 0-0

Date	Site	W/L	Score
12/29/04	H	W	63-45

OHIO STATE

Series: Ohio State leads 1-0

All Games At Ohio State: 1-0

All Games At Coastal Carolina: 0-0

All Games At Neutral Site: 0-0

Date	Site	W/L	Score
12/13/99	A #13	L	75-83

OHIO VALLEY

Series: Coastal Carolina leads 1-0

All Games At Ohio Valley: 0-0

All Games At Coastal Carolina: 1-0

All Games At Neutral Site: 0-0

Date	Site	W/L	Score
12/28/05	H	W	109-76

OLD DOMINION

Series: Old Dominion leads 2-0

All Games At Old Dominion: 0-2

All Games At Coastal Carolina: 0-0

All Games At Neutral Site: 0-0

Date	Site	W/L	Score
12/15/01	A	L	67-81
03/13/12	A ¹	L	66-68

¹ - CollegeInsider.com Tournament (Norfolk, Va.)**PALMER JC (SC)**

Series: Palmer JC leads 2-0

All Games At Palmer JC: 0-0

All Games At Coastal Carolina: 0-0

All Games At Neutral Site: 0-0

All Games At Unknown Site: 0-0

Date	Site	W/L	Score
1970-71	U	L	51-88
1970-71	U	L	67-75

PEMBROKE COLLEGE JV

Series: Pembroke College JV leads 1-0

All Games At Pembroke College JV: 0-0

All Games At Coastal Carolina: 0-0

All Games At Neutral Site: 0-0

All Games At Unknown Site: 0-1

Date	Site	W/L	Score
1964-65	U	L	76-82
02/12/65	U		

PFEIFFER

Series: Tied 1-1

All Games At Pfeiffer: 0-1

All Games At Coastal Carolina: 1-0

All Games At Neutral Site: 0-0

Date	Site	W/L	Score
11/24/78	A	L	75-88
11/23/84	H	W(OT)	75-74

PIEDMONT COLLEGE

Series: Coastal Carolina leads 2-0

All Games At Piedmont College: 0-0

All Games At Coastal Carolina: 2-0

All Games At Neutral Site: 0-0

Date	Site	W/L	Score
11/27/89	H	W	88-62
11/12/10	H	W	112-52

PIEDMONT INTERNATIONAL

Series: Coastal Carolina leads 3-0

All Games At Piedmont International: 0-0

All Games At Coastal Carolina: 3-0

All Games At Neutral Site: 0-0

Date	Site	W/L	Score
11/22/14	H	W	76-33
11/21/15	H	W	116-35
12/05/16	H	W	100-63

PITTSBURGH-JOHNSTOWN

Series: Coastal Carolina leads 2-0

All Games At Pittsburgh-Johnstown: 0-0

All Games At Coastal Carolina: 2-0

All Games At Neutral Site: 0-0

Date	Site	W/L	Score
01/27/88	H	W	68-67
01/18/89	H	W	91-62

PRESBYTERIAN COLLEGE

Series: Coastal Carolina leads 17-7

All Games At Presbyterian College: 8-3

All Games At Coastal Carolina: 9-4

All Games At Neutral Site: 0-0

Date	Site	W/L	Score
1974-75	H	L	90-106
02/22/75	A	L	106-129
01/06/76	H	L	76-90
02/21/76	A	W	76-75
01/06/77	H	L	76-90
02/21/77	A	W	76-75
12/07/85	H	L	73-83
12/07/07	H	W	61-54
12/03/08	H	L(OT)	53-56
02/04/09	A	L	62-65
01/04/10	H	W	76-62
01/28/10	A	W	64-46
01/15/11	H	W	60-42
02/10/11	A	W	61-41
01/14/12	H	W	81-63
01/26/12	A	W	52-49
01/09/13	H	W	61-43

02/13/13	A	W	60-53
01/22/14	A	W	84-72
02/26/14	H	W	70-51
01/24/15	H	W	63-52
02/26/15	A	L	69-80
01/14/16	H	W	87-58
02/03/16	A	W	69-66

PRINCETON

Series: Princeton leads 1-0

All Games At Princeton: 0-0

All Games At Coastal Carolina: 0-0

All Games At Neutral Site: 0-1

Date	Site	W/L	Score
11/25/90	N ¹	L	39-42

¹ - CSU/North Coast Tournament (Cleveland, Ohio)**RADFORD**

Series: Radford leads 35-24

All Games At Radford: 10-19

All Games At Coastal Carolina: 14-15

All Games At Neutral Site: 0-1

Date	Site	W/L	Score
02/02/85	A	L	69-71
01/31/87	H	L	73-82
02/14/87	A	W	73-70
01/30/88	A	L	78-87
02/13/88	H	W	79-63
01/28/89	H	W	94-56
02/11/89	A	W	73-67
01/27/90	A	W	63-53
02/10/90	H	W	92-78
01/26/91	H	W(OT)	78-76
02/09/91	A	W	84-66
01/20/92	H	L	56-58
02/01/92	A	L	65-68
01/11/93	A	L	83-84
01/30/93	H	W(OT)	96-94
01/22/94	H	L	56-69
02/19/94	A	L	64-80
01/21/95	A	L	84-88
02/18/95	H	L	61-63
01/20/96	H	L	55-64
02/16/96	A	L	68-87
01/25/97	A	L	72-77
02/17/97	H	L	62-73
01/24/98	H	W	61-55
02/16/98	A	L	64-81
01/18/99	A	L	75-104
02/06/99	H	L	67-82
01/24/00	H	L	65-67
02/14/00	A	L	72-73
01/13/01	A	L(OT)	97-104
02/05/01	H	L	74-77
01/12/02	H	L	71-82
02/04/02	A	L	60-76
02/28/02	N ¹	L	66-81
01/20/03	H	L	73-77
02/15/03	A	L	58-65
01/24/04	A	L(OT)	76-77
02/16/04	H	L	75-84
03/02/04	H ²	W	67-62
01/08/05	A	L	82-93
02/07/05	H	W	79-61
01/21/06	H	L(OT)	69-70
02/25/06	A	W	84-75
01/13/07	A	L	76-80
02/05/07	H	W	85-67

ALL-TIME SERIES RECORDS

01/12/08	H	W	76-75
02/11/08	A	W	65-61
01/05/09	H	L	52-68
02/09/09	A	L(OT)	67-71
01/14/10	H	L	52-62
02/13/10	A	W	52-51
12/31/10	H	W	77-59
01/29/11	A	W	86-63
01/21/12	H	W	82-62
02/02/13	H	W	62-52
01/25/14	A	W	69-61
02/16/15	A	W	65-59
12/06/15	H	W	63-58
02/06/16	A	W	72-60

¹ - Big South Tournament (Lynchburg, Va.)² - Big South Tournament (Conway, S.C.)**RANDOLPH-MACON**

Series: Randolph-Macon leads 1-0
 All Games At Randolph-Macon: 0-0
 All Games At Coastal Carolina: 0-1
 All Games At Neutral Site: 0-0

Date	Site	W/L	Score
01/05/85	N ¹	L	60-79

¹ - Waccamaw Sertoma College Classic (Conway, S.C.)**REINHARDT**

Series: Coastal Carolina leads 1-0
 All Games At Reinhardt: 0-0
 All Games At Coastal Carolina: 1-0
 All Games At Neutral Site: 0-0

Date	Site	W/L	Score
12/14/13	H	W	118-82

SALEM

Series: Coastal Carolina leads 1-0
 All Games At Salem: 0-0
 All Games At Coastal Carolina: 1-0
 All Games At Neutral Site: 0-0

Date	Site	W/L	Score
01/10/85	H	W	96-72

SANTA CLARA

Series: Santa Clara leads 1-0
 All Games At Santa Clara: 0-0
 All Games At Coastal Carolina: 0-0
 All Games At Neutral Site: 0-1

Date	Site	W/L	Score
12/01/91	N ¹	L	62-69

¹ - Great Alaskan Shootout (Anchorage, Alaska)**SAVANNAH STATE**

Series: Tied 2-2
 All Games At Savannah State 0-2
 All Games At Coastal Carolina: 2-0
 All Games At Neutral Site: 0-0

Date	Site	W/L	Score
01/10/07	H	W	83-56
02/01/07	A	L	65-66
11/18/08	A	L	65-66
12/19/09	H	W	91-70

SHORTER

Series: Coastal Carolina leads 1-0
 All Games At Shorter: 0-0
 All Games At Coastal Carolina: 1-0
 All Games At Neutral Site: 0-0

Date	Site	W/L	Score
11/22/91	H	W	75-53

SLIPPERY ROCK

Series: Coastal Carolina leads 1-0
 All Games At Slippery Rock: 0-0
 All Games At Coastal Carolina: 1-0
 All Games At Neutral Site: 0-0

Date	Site	W/L	Score
01/10/86	H ¹	W	81-67

¹ - Waccamaw Sertoma College Classic (Conway, S.C.)**SOUTH ALABAMA**

Series: Tied 3-1
 All Games At South Alabama: 1-1
 All Games At Coastal Carolina: 1-0
 All Games At Neutral Site: 1-0

Date	Site	W/L	Score
12/03/88	A	L	65-88
01/24/90	H	W	82-70
02/20/17	A	W	81-77
03/08/17	N ¹	W	80-67

¹ - Sun Belt Tournament (New Orleans, La.)**SOUTH CAROLINA**

Series: Tied 1-1
 All Games At South Carolina: 1-1
 All Games At Coastal Carolina: 0-0
 All Games At Neutral Site: 0-0

Date	Site	W/L	Score
01/23/89	A	L	65-92
12/11/93	A	W	88-74

SOUTH CAROLINA STATE

Series: Coastal Carolina leads 10-6
 All Games At South Carolina State: 5-2
 All Games At Coastal Carolina: 5-4
 All Games At Neutral Site: 0-0

Date	Site	W/L	Score
02/10/82	H	L	71-81
12/07/88	H	L	76-81
12/08/89	A	W	68-66
12/03/90	H	W	68-57
11/25/91	A	W	50-48
01/02/93	H	W	90-75
12/18/93	A	W	85-84
12/31/94	H	W	75-68
12/09/01	H	L	81-89
11/27/02	A	W	68-53
12/14/05	H	W	72-57
11/13/06	A	L(OT)	80-81
12/17/13	A	L	78-83
12/30/13	H	L	58-68
12/02/14	H	W	66-52
12/14/14	A	W	57-43

SOUTHEASTERN COLLEGE (NC)

Series: Southeastern College leads 2-0
 All Games At Southeastern College: 0-0
 All Games At Coastal Carolina: 0-0
 All Games At Neutral Site: 0-0
 All Games At Unknown Site

Date	Site	W/L	Score
1970-71	U	L	57-118
1970-71	U	L	84-106

SOUTHEASTERN LOUISIANA

Series: Coastal Carolina leads 1-0
 All Games At Southeastern Louisiana: 0-0
 All Games At Coastal Carolina: 0-0
 All Games At Neutral Site: 1-0

Date	Site	W/L	Score
12/29/87	N ¹	W	58-44

¹ - Arkansas-Little Rock Tournament (Little Rock, Ark.)**SOUTHERN**

Series: Coastal Carolina leads 1-0
 All Games At Southern: 0-0
 All Games At Coastal Carolina: 0-0
 All Games At Neutral Site: 1-0

Date	Site	W/L	Score
12/28/93	N ¹	W	85-71

¹ - USF&G Sugar Bowl Classic (New Orleans, La.)**SOUTHERN UTAH**

Series: Coastal Carolina leads 1-0
 All Games At Southern Utah: 0-0
 All Games At Coastal Carolina: 0-0
 All Games At Neutral Site: 1-0

Date	Site	W/L	Score
11/21/16	N ¹	W	83-68

¹ - MGM Las Vegas**SOUTHERN VIRGINIA**

Series: Coastal Carolina leads 2-0
 All Games At Southern Virginia: 0-0
 All Games At Coastal Carolina: 2-0
 All Games At Neutral Site: 0-0

Date	Site	W/L	Score
11/29/06	H	W	104-62
12/13/08	H	W	89-59

SOUTWOOD COLLEGE (NC)

Series: Southwood College leads 3-0
 All Games At Southwood College: 0-0
 All Games At Coastal Carolina: 0-0
 All Games At Neutral Site: 0-0
 All Games At Unknown Site: 0-3

Date	Site	W/L	Score
12/11/68	U	L	73-88
1970-71	U	L	73-125
1970-71	U	L	73-93

SPALDING

Series: Coastal Carolina leads 1-0
 All Games At Spalding: 0-0
 All Games At Coastal Carolina: 1-0
 All Games At Neutral Site: 0-0

Date	Site	W/L	Score
11/18/11	H	W	87-43

ST. ANDREWS UNIVERSITY

Series: Coastal Carolina leads 5-0
 All Games At St. Andrews University: 0-0
 All Games At Coastal Carolina: 5-0
 All Games At Neutral Site: 0-0

Date	Site	W/L	Score
01/12/87	H	W	95-56
11/14/98	H	W	83-76
12/14/03	H	W	91-83
01/03/06	H	W	84-70
11/29/06	H	W	74-54

ST. FRANCIS (PA)

Series: Coastal Carolina leads 1-0
 All Games At St. Francis (Pa.): 0-0
 All Games At Coastal Carolina: 1-0
 All Games At Neutral Site: 0-0

Date	Site	W/L	Score
12/05/86	H ¹	W	61-49

¹ - Sertoma Classic (Conway, S.C.)**ST. FRANCIS BROOKLYN**

Series: Coastal Carolina leads 1-0
 All Games At St. Francis Brooklyn: 0-0
 All Games At Coastal Carolina: 1-0
 All Games At Neutral Site: 0-0

Date	Site	W/L	Score
11/23/13	H ¹	W	70-59

¹ - 2013 Maui on the Mainland Invitational (Conway, S.C.)**ST. JOSEPH (VT)**

Series: Coastal Carolina leads 1-0
 All Games At St. Joseph (Vt.): 0-0
 All Games At Coastal Carolina: 1-0
 All Games At Neutral Site: 0-0

Date	Site	W/L	Score
01/04/98	H	W	88-45

SUSQUEHANNA

Series: Coastal Carolina leads 1-0
 All Games At Susquehanna: 0-0
 All Games At Coastal Carolina: 1-0
 All Games At Neutral Site: 0-0

Date	Site	W/L	Score
01/05/08	H	W	83-72

TENNESSEE

Series: Tennessee leads 1-0
 All Games At Tennessee: 0-1
 All Games At Coastal Carolina: 0-0
 All Games At Neutral Site: 0-0

Date	Site	W/L	Score
01/02/05	A	L	51-83

TENNESSEE TECH

Series: Tennessee Tech leads 3-1
 All Games At Tennessee Tech: 0-2
 All Games At Coastal Carolina: 1-1
 All Games At Neutral Site: 0-0

Date	Site	W/L	Score
12/09/87	H	W	91-80
02/06/88	A	L	64-70
02/18/12	H ¹	L	71-77
11/15/12	A	L	69-71

¹ - Sears BracketBusters (Conway, S.C.)**TENNESSEE-TEMPLE**

Series: Coastal Carolina leads 1-0
 All Games At Tennessee-Temple: 0-0
 All Games At Coastal Carolina: 1-0
 All Games At Neutral Site: 0-0

Date	Site	W/L	Score
02/08/92	H	W	97-85

ALL-TIME SERIES RECORDS

TEXAS ARLINGTON

Series: Texas Arlington leads 2-1
 All Games At Texas Arlington: 0-1
 All Games At Coastal Carolina: 1-0
 All Games At Neutral Site: 0-1

Date	Site	W/L	Score
12/05/92	H	W	112-88
12/31/16	A	L	69-90
01/30/17	H	W	72-70
03/10/17	N ¹	L	51-74

¹ - Sun Belt Tournament (New Orleans, La.)

TEXAS CHRISTIAN

Series: Texas Christian leads 1-0
 All Games At Texas Christian: 0-0
 All Games At Coastal Carolina: 0-0
 All Games At Neutral Site: 0-1

Date	Site	W/L	Score
12/27/91	N ¹	L	67-93

¹ - All-College Tournament (Oklahoma City, Okla.)

TEXAS STATE

formerly Southwest Texas State, renamed Texas State in 2003

Series: Texas State leads: 2-1
 All Games At Texas State: 0-1
 All Games At Coastal Carolina: 1-0
 All Games At Neutral Site: 0-1

Date	Site	W/L	Score
11/30/96	N ¹	L	58-74
01/02/17	A	W	60-53
01/28/17	H	L	50-52

¹ - Cardinal Varsity Club Classic (Muncie, Ind.)

THOMAS MOORE

Series: Coastal Carolina leads 1-0
 All Games At Thomas Moore: 0-0
 All Games At Coastal Carolina: 1-0
 All Games At Neutral Site: 0-0

Date	Site	W/L	Score
12/20/10	H	W	125-70

TOCCOA FALLS

Series: Coastal Carolina leads 1-0
 All Games At Toccoa Falls: 0-0
 All Games At Coastal Carolina: 1-0
 All Games At Neutral Site: 0-0

Date	Site	W/L	Score
12/13/12	H	W	75-38

TOLEDO

Series: Toledo leads 1-0
 All Games At Toledo: 0-1
 All Games At Coastal Carolina: 0-0
 All Games At Neutral Site: 0-0

Date	Site	W/L	Score
12/29/97	A ¹	L	51-67

¹ - MVP Holiday Classic (Toledo, Ohio)

TOWSON

formerly Towson State, renamed Towson University in 1997

Series: Towson leads 4-2
 All Games At Towson: 0-3
 All Games At Coastal Carolina: 2-1
 All Games At Neutral Site: 0-0

Date	Site	W/L	Score
------	------	-----	-------

01/16/93	H	L	74-77
02/06/93	A	L	69-74
01/15/94	A	L	74-80
02/12/94	H	W	105-89
01/14/95	H	W	89-87
02/11/95	A	L	69-92

TRINITY BAPTIST

Series: Coastal Carolina leads 1-0
 All Games At Trinity Baptist: 0-0
 All Games At Coastal Carolina: 1-0
 All Games At Neutral Site: 0-0

Date	Site	W/L	Score
11/14/14	H	W	79-36

TROY

formerly Troy State, renamed Troy University in 2004

Series: Troy leads 2-0
 All Games At Troy: 1-0
 All Games At Coastal Carolina: 0-0
 All Games At Neutral Site: 0-1

Date	Site	W/L	Score
12/30/97	N ¹	L	60-74
02/18/17	A	L	78-87

¹ - MVP Holiday Classic (Toledo, Ohio)

UAB

Series: UAB leads 1-0
 All Games At UAB: 0-1
 All Games At Coastal Carolina: 0-0
 All Games At Neutral Site: 0-0

Date	Site	W/L	Score
03/16/10	A ¹	L	49-65

¹ - NIT First Round (Birmingham, Ala.)

UCLA

Series: UCLA leads 1-0
 All Games At UCLA: 0-1
 All Games At Coastal Carolina: 0-0
 All Games At Neutral Site: 0-0

Date	Site	W/L	Score
11/16/14	A ¹	L	71-84

¹ - 2014 Battle 4 Atlantis Opening Round Game

UC IRVINE

Series: UC Irvine leads 1-0
 All Games At UC Irvine: 0-0
 All Games At Coastal Carolina: 0-1
 All Games At Neutral Site: 0-0

Date	Site	W/L	Score
03/27/16	H ¹	L	47-66

¹ - CIT Tournament (Conway, S.C.)

UMBC

Series: Coastal Carolina leads 9-5
 All Games At UMBC: 2-5
 All Games At Coastal Carolina: 6-0
 All Games At Neutral Site: 1-0

Date	Site	W/L	Score
12/06/86	H ¹	W	66-45
01/14/93	H	W	115-98
02/08/93	A	W	91-73
03/05/93	N ²	W	66-59
01/17/94	A	L	81-86
02/14/94	H	W	74-64
01/16/95	H	W	85-80

02/13/95	A	L	57-70
01/27/96	A	L(OT)	67-73
02/24/96	A	L	75-80
01/18/97	H	W	73-58
02/07/97	A	W	55-46
01/17/98	A	L	62-78
02/07/98	H	W	66-62

¹ - Sertoma Classic (Conway, S.C.)

² - Big South Tournament (North Charleston, S.C.)

UNC ASHEVILLE

Series: Coastal Carolina leads 38-34
 All Games At UNC Asheville: 11-20
 All Games At Coastal Carolina: 26-13
 All Games At Neutral Site: 0-1

Date	Site	W/L	Score
11/17/84	A	L	57-59
01/08/85	H	W	72-60
01/11/86	H ¹	L	44-61
02/03/86	A	L	66-75
02/22/86	H	L	62-65
02/26/87	H ²	L	68-73
01/23/88	H	W	79-63
02/08/88	A	W	72-69
01/21/89	A	W	86-80
02/04/89	H	W	91-74
03/02/89	N ³	L	76-88
01/20/90	H	W	83-74
02/03/90	A	W	68-63
03/03/90	N ⁴	W	76-73
01/31/91	H	W	84-74
02/14/91	A	W	91-67
01/18/92	H	W	93-85
02/03/92	A	L	62-66
01/25/93	A	W	65-59
02/15/93	H	W	100-68
01/10/94	H	W	80-76
02/07/94	A	W	58-44
01/09/95	A	L	55-78
02/06/95	H	L	66-75
01/08/96	H ⁵	L	66-77
02/05/96	A	L	86-93
01/20/97	A	L	64-81
01/30/97	H	W	70-60
01/19/98	A	L	58-78
01/29/98	H	L	60-66
01/23/99	A	L	67-94
02/13/99	H	W	81-73
02/02/00	H	W	74-73
02/24/00	A	L	80-88
01/31/01	A	L (ot)	95-97
02/17/01	H	L	74-77
01/23/02	H	W	88-78
02/16/02	A	L	81-92
01/30/03	A	L	76-80
02/22/03	H	W	68-55
01/19/04	H	W	73-65
02/21/04	A	L	68-72
01/31/05	H	W	70-54
02/18/05	A	L	71-83
01/16/06	H	W	84-72
02/13/06	A	W	88-70
02/28/06	H ⁶	W	78-62
01/08/07	A	W	68-60
02/22/07	H	L	77-82
02/27/07	H ⁷	L	64-77
01/28/08	H	L	52-56
02/27/08	A	L	72-78

01/19/09	H	W	64-57
02/21/09	A	L	63-74
01/07/10	A	W	58-57
02/06/10	H	W	98-62
03/04/10	H ⁸	W	92-73
01/20/11	A	W	80-59
02/22/11	H	L	58-61
03/05/11	H ⁹	L	47-60
01/17/12	A	L	81-88
02/14/12	H	W	74-69
01/23/13	A	L	60-63
02/19/13	H	W	65-64
01/15/14	H	W	81-78
02/22/14	A	L	85-100
01/22/15	A	L	65-75
02/03/15	H	W	68-56
03/06/15	H ¹⁰	W	74-57
01/27/16	H	W	68-66
02/27/16	A	W	81-79
12/03/16	H	L	77-79

¹ - Waccamaw Sertoma Classic (Conway, S.C.)

² - Big South Tournament (Savannah, Ga.)

³ - Big South Tournament (Rock Hill, S.C.)

⁴ - Big South Tournament (Rock Hill, S.C.)

⁵ - Game played at Myrtle Beach Convention Center

-- counted as a home game for Coastal Carolina

⁶ - Big South Tournament (Conway, S.C.)

⁷ - Big South Tournament (Conway, S.C.)

⁸ - Big South Tournament (Conway, S.C.)

⁹ - Big South Tournament (Conway, S.C.)

¹⁰ - Big South Tournament (Conway, S.C.)

UNC GREENSBORO

Series: UNC Greensboro leads 11-2
 All Games At UNC Greensboro: 1-5
 All Games At Coastal Carolina: 1-5
 All Games At Neutral Site: 0-1

Date	Site	W/L	Score
01/12/94	H	L	77-82
02/09/94	A	L	64-85
01/11/95	A	L	68-79
02/08/95	H	L	68-87
01/13/96	A	L	60-85
02/10/96	H	L	62-75
02/29/96	N ¹	L	67-78
02/01/97	H	L	58-66
02/22/97	A	W	69-65
01/06/99	A	L	62-79
12/01/99	H	L	76-78
12/18/03	H	W	77-72
11/23/04	A	L	73-79

¹ - Big South Tournament (Lynchburg, Va.)

UNC PEMBROKE

formerly Pembroke State, renamed University of North Carolina at Pembroke in 1996

Series: UNC Pembroke leads 15-7
 All Games At UNC Pembroke: 3-7
 All Games At Coastal Carolina: 4-8
 All Games At Neutral Site: 0-0

Date	Site	W/L	Score
02/04/76	A	L	55-62
02/07/76	H	L	55-62
02/04/77	A	L	55-62
02/07/77	H	L	55-62
1977-78	A	W	64-53
1977-78	H	W	85-73
11/30/78	H	W	96-94

ALL-TIME SERIES RECORDS

01/27/79	A	W	80-70
1979-80	A	L	84-90
1979-80	H	L	76-81
11/26/80	H	L	63-71
01/10/81	A	W	55-53
01/06/82	A	L	60-90
01/09/82	H	L	71-74
01/10/83	A	L	68-70
01/27/83	H	W	84-58
01/12/84	A	L	65-72
02/13/84	H	L	63-75
12/04/84	H	L	53-69
02/06/85	A	L	64-74
12/03/85	A	W	72-69
01/18/86	H	L	71-81

¹ - Francis Marion Doubleheader (Florence, S.C.)**UNC WILMINGTON**

Series: UNC Wilmington leads 11-3
 All Games At UNC Greensboro: 0-8
 All Games At Coastal Carolina: 3-3
 All Games At Neutral Site: 0-0

Date	Site	W/L	Score
12/03/75	A	L	70-75
02/02/76	H	W	68-63
12/03/76	A	L	70-75
02/02/77	H	W	68-63
11/28/84	A	L	58-88
11/26/85	A	L	64-86
01/14/87	H	L	60-72
02/11/87	A	L	65-81
11/26/94	A	L	65-66
12/22/97	H	L	45-68
12/18/04	H	L	61-64
12/17/05	A	L	50-79
12/09/07	A	L	68-80
12/19/07	H	W	90-86

USC AIKEN

Series: Coastal Carolina leads 14-5
 All Games At USC Aiken: 4-1
 All Games At Coastal Carolina: 5-3
 All Games At Neutral Site: 0-0
 All Games At Unknown Site: 5-1

Date	Site	W/L	Score
01/22/65	U		
02/27/65	U	W	79-66
03/05/65	U	W	72-67
01/04/69	U		
02/28/69	U	W	87-72
1970-71	U	W	79-75
1970-71	U	L	48-58
1970-71	U	W	71-62
1977-78	H	W	79-71
02/04/78	A	W	71-68
01/13/79	A	L	81-82
02/03/79	H	W	111-87
11/28/81	A	W	70-58
12/02/82	H	W	69-64
01/08/83	H	W	97-76
01/29/83	A	W	63-62
12/01/83	H	L	74-76
01/07/84	H	L	53-66
01/28/84	A	W	74-64
01/04/86	H	W	87-81
12/05/98	H	L	56-57

¹ - Palmetto Athletic Conference Tournament² - Aiken Kiwanis Tournament (Aiken, S.C.)³ - Waccamaw Sertoma College Classic (Conway, S.C.)⁴ - Sertoma Club Collegiate (Conway, S.C.)**USC BEAUFORT**

Series: Coastal Carolina leads 5-0
 All Games At USC Beaufort: 0-0
 All Games At Coastal Carolina: 0-0
 All Games At Neutral Site: 0-0
 All Games At Unknown Site: 5-0

Date	Site	W/L	Score
01/08/65	U		
02/05/65	U	W	90-58
11/23/68	U	W	67-64
1968-69	U	W	78-77
1970-71	U	W	92-65
1970-71	U	W	112-75

USC FLORENCE

Series: Coastal Carolina leads 2-0
 All Games At USC Florence: 0-0
 All Games At Coastal Carolina: 0-0
 All Games At Neutral Site: 0-0
 All Games At Unknown Site: 2-0

Date	Site	W/L	Score
01/15/65	U		
02/20/65	U	W	86-84
12/07/68	U	W	100-53

USC LANCASTER

Series: Tied 2-2
 All Games At USC Lancaster: 0-0
 All Games At Coastal Carolina: 0-0
 All Games At Neutral Site: 0-0
 All Games At Unknown Site: 2-2

Date	Site	W/L	Score
01/29/65	U		
03/06/65	U	L	66-71
1970-71	U	L	67-73
1970-71	U	W	90-82
1970-71	U	W	68-60

¹ - Palmetto Athletic Conference Tournament**USC UPSTATE**

formerly USC Spartanburg, renamed Troy University in 1975

Series: Coastal Carolina leads 11-9
 All Games At USC Upstate: 2-5
 All Games At Coastal Carolina: 4-2
 All Games At Neutral Site: 2-0
 All Games At Unknown Site: 3-2

Date	Site	W/L	Score
1968-69	U	W	65-55
03/07/69	U	W	64-58
1970-71	U	L	80-88
1970-71	U	L	59-65
1970-71	U	W	61-53
1977-78	H	W	76-66
1977-78	A	W	81-79
1979-80	N	W	78-71
01/17/81	A	W	69-66
02/14/81	H	W	72-64
01/16/82	H	W	75-62
02/13/82	A	L	66-77
03/03/82	A	W	62-73
01/15/83	A	L	76-80
02/12/83	H	W	60-47
01/14/84	H	L	48-61
02/11/84	A	L	43-66

01/12/85	A	L	51-54
01/26/85	H	L	59-67
11/19/10	N	W	71-50

¹ - Palmetto Athletic Conference Tournament² - NAIA District 6 Playoffs³ - Charleston Classic (Charleston, S.C.)**USC UNION**

Series: USC Union leads 2-1
 All Games At USC Union: 0-0
 All Games At Coastal Carolina: 0-0
 All Games At Neutral Site: 0-0
 All Games At Unknown Site: 1-2

Date	Site	W/L	Score
11/09/68	U		
1968-69	U	L	96-100
1970-71	U	L	68-78
1970-71	U	W	76-56

VIRGINIA

Series: Virginia leads 3-0
 All Games At Virginia: 0-2
 All Games At Coastal Carolina: 0-0
 All Games At Neutral Site: 0-1

Date	Site	W/L	Score
11/20/00	A #25	L	78-117
12/22/03	A	L	74-89
03/21/14	N #3 ¹	L	59-70

¹ - NCAA Tournament East Regional (Raleigh, N.C.)**VIRGINIA TECH**

Series: Virginia Tech leads 4-0
 All Games At Virginia Tech: 0-4
 All Games At Coastal Carolina: 0-0
 All Games At Neutral Site: 0-0

Date	Site	W/L	Score
12/04/93	A	L	54-88
11/28/95	A #22	L	49-93
12/07/96	A	L	45-63
12/23/98	A	L	65-85

VIRGINIA UNION

Series: Virginia Union leads 2-0
 All Games At Virginia Union: 0-1
 All Games At Coastal Carolina: 0-1
 All Games At Neutral Site: 0-0

Date	Site	W/L	Score
01/23/85	A	L	59-98
02/13/85	H	L	77-101

VIRGINIA-WISE

Series: Coastal Carolina leads 1-0
 All Games At Virginia-Wise: 0-0
 All Games At Coastal Carolina: 1-0
 All Games At Neutral Site: 0-0

Date	Site	W/L	Score
12/14/08	H	W	90-51

VMI

Series: Coastal Carolina leads 19-6
 All Games At VMI: 7-4
 All Games At Coastal Carolina: 12-1
 All Games At Neutral Site: 0-1

Date	Site	W/L	Score
01/26/04	A	W	49-32
02/14/04	H	W	60-44

01/10/05	A	W	79-68
02/05/05	H	W	75-70
01/07/06	A	L	77-88
02/20/06	H	W	76-63
01/15/07	A	W	99-97
02/03/07	H	W	108-99
01/14/08	H	L	100-107
02/09/08	A	L	83-88
01/10/09	A	L	102-103
02/14/09	H	W	100-97
03/03/09	A	W	76-96
12/03/09	A	L	111-97
02/27/10	H	W	82-73
03/02/10	H	W	82-73
01/06/11	A	W	109-87
02/05/11	H	W	99-86
03/03/11	H	W	89-81
12/01/11	H	W	87-78
02/25/12	A	W	81-64
02/29/12	N	L	68-85
01/19/13	H	W	72-49
02/12/14	A	W	83-78
03/08/14	H	W	66-62

¹ - Big South Tournament (Lexington, Va.)² - Big South Tournament (Conway, S.C.)³ - Big South Tournament (Conway, S.C.)⁴ - Big South Tournament (Asheville, N.C.)⁵ - Big South Tournament (Conway, S.C.)**VORHEES**

Series: Coastal Carolina leads 13-2
 All Games At Vorhees: 6-1
 All Games At Coastal Carolina: 7-1
 All Games At Neutral Site: 0-0

Date	Site	W/L	Score
1974-75	A	L	93-96
1974-75	H	L	93-96
11/26/75	H	W	87-65
02/17/76	A	W	86-83
11/26/76	H	W	87-65
02/17/77	A	W	86-83
1977-78	A	W	71-68
1977-78	H	W	77-71
11/23/81	H	W	87-57
01/30/82	A	W	86-81
11/22/82	A	W	78-53
02/24/83	H	W	77-69
11/22/83	H	W	67-53
02/23/84	A	W	77-66
11/21/09	H	W	99-56

WAKE FOREST

Series: Wake Forest leads 4-1
 All Games At Wake Forest: 1-4
 All Games At Coastal Carolina: 0-0
 All Games At Neutral Site: 0-0

Date	Site	W/L	Score
12/01/86	A	L	55-80
12/22/87	A	W(OT)	106-104
12/16/98	A	L	46-73
12/18/15	A	L	77-83
11/23/16	A	L	74-86

WARREN WILSON

Series: Coastal Carolina leads 1-0
 All Games At Warren Wilson: 0-0
 All Games At Coastal Carolina: 1-0
 All Games At Neutral Site: 0-0

ALL-TIME SERIES RECORDS

Date	Site	W/L	Score
12/11/14	H	W	85-40

WESTERN CAROLINA

Series: Coastal Carolina leads 5-3
 All Games At Western Carolina: 2-2
 All Games At Coastal Carolina: 2-1
 All Games At Neutral Site: 1-0

Date	Site	W/L	Score
12/17/88	A	L	57-64
12/29/89	N ¹	W	67-63
01/22/90	H	L	79-85
12/20/90	A	W	80-74
11/24/01	H	W	79-73
11/22/02	A	W	77-72
02/23/13	A ²	L	70-80
12/04/13	H	W	76-68

¹ - CSU/North Coast Tournament (Cleveland, Ohio)² - Ramada Worldwide BracketBusters (Cullowhee, N.C.)**WESTERN ILLINOIS**

Series: Coastal Carolina leads 1-0
 All Games At Western Illinois: 0-0
 All Games At Coastal Carolina: 0-0
 All Games At Neutral Site: 1-0

Date	Site	W/L	Score
11/28/08	N ¹	W(OT)	69-60

¹ - Global Sports Classic (Las Vegas, Nev)**WINGATE**

Series: Tied 2-2
 All Games At Wingate: 0-0
 All Games At Coastal Carolina: 0-0
 All Games At Neutral Site: 1-0

Date	Site	W/L	Score
11/17/78	H	W	113-80
12/02/78	A	L	79-89
02/17/79	H	W	73-57
11/26/96	H	L	58-59

WINTHROP

Series: Coastal Carolina leads 42-40
 All Games At Winthrop: 13-27
 All Games At Coastal Carolina: 28-13
 All Games At Neutral Site: 1-0

Date	Site	W/L	Score
12/15/78	A	L	72-80
02/19/79	H	L	77-79
12/13/79	A	L	71-98
01/26/80	H	W	82-80
12/15/80	A	L	66-75
01/24/81	H	W	68-66
03/01/81	A ¹	L	58-72
11/14/81	A	W	64-58
01/24/82	H	W	63-56
12/09/82	A	W	59-57
01/22/83	H	W	76-68
02/28/83	H ²	L	50-51
12/10/83	H	L	66-78
01/20/84	A	L	45-51
12/08/84	H	W	76-59
02/04/85	A	L	57-61
12/12/85	H	W	94-68
02/15/86	A	L	65-79
02/01/88	A	L	58-74
02/25/88	H	W	88-67

03/03/88	A ³	L	40-75
01/30/89	H	W	70-57
02/22/89	H	W	85-80
01/29/90	A	W	78-49
02/21/90	H	W	83-67
03/02/90	A ⁴	W	62-49
01/28/91	H	W	76-58
02/20/91	A	W	59-46
02/10/92	H	W	74-61
02/22/92	A	W	48-44
02/13/93	A	W	74-70
02/24/93	H	W	79-64
03/06/93	N ⁵	W	78-65
01/08/94	A	W	70-60
02/05/94	H	W	99-76
01/07/95	H	W (ot)	103-94
02/01/95	A	L	62-76
01/15/96	A	L	78-84
02/03/96	H	W	71-63
01/11/97	A	W	82-76
02/20/97	H	L	61-69
01/10/98	H	W (ot)	63-60
02/19/98	A	L	52-62
01/27/99	H	L	61-74
02/11/99	A	L	68-85
01/27/00	A	L	70-83
02/23/00	H	W	73-58
12/09/00	A	L	49-66
02/21/01	H	L	77-83
01/31/02	H	L	49-68
02/18/02	A	L	74-100
01/08/03	A	W	64-50
02/08/03	H	W	72-66
01/17/04	H	L	65-66
02/04/04	A	L	50-51
01/05/05	H	W	76-68
01/22/05	A	L	66-80
03/01/05	A ⁶	L	62-74
01/24/06	A	W	64-57
02/04/06	H	W	64-50
03/04/06	A ⁷	L	50-51
01/27/07	A	L	63-65
02/24/07	H	L	69-83
01/26/08	A	L	43-65
02/06/08	H	W	50-49
01/24/09	H	W	78-69
02/28/09	A	L	50-70
01/02/10	H	W	57-47
01/30/10	A	L	64-67
03/06/10	H ⁸	L	53-64
01/13/11	H	W	74-69
02/12/11	A	W	61-56
02/11/12	A	L	57-67
01/30/13	A	L	48-61
02/27/13	H	W	73-54
01/18/14	H	L (OT)	72-73
02/19/14	A	L	65-75
03/09/14	H ⁹	W	76-61
01/28/15	H	L	68-75
03/08/15	H ¹⁰	W	81-70
01/02/16	H	W	82-63
02/18/16	A	L	67-79

¹ - NAIA District 6 Playoffs (Rock Hill, S.C.)² - NAIA District 6 Playoffs (Conway, S.C.)³ - Big South Tournament (Rock Hill, S.C.)⁴ - Big South Tournament (Rock Hill, S.C.)⁵ - Big South Tournament (North Charleston, S.C.)⁶ - Big South Tournament (Rock Hill, S.C.)⁷ - Big South Tournament (Rock Hill, S.C.)⁸ - Big South Tournament (Conway, S.C.)⁹ - Big South Tournament (Conway, S.C.)¹⁰ - Big South Tournament (Conway, S.C.)**WISCONSIN**

Series: Wisconsin leads 3-0
 All Games At Wisconsin: 0-2
 All Games At Coastal Carolina: 0-0
 All Games At Neutral Site: 0-1

Date	Site	W/L	Score
12/07/91	A	L	57-91
11/26/05	A	L	54-92
03/20/15	N #3 ¹	L	72-86

¹ - NCAA Tournament West Regional (Omaha, Neb.)

11/21/15	H	W	116-35
----------	---	---	--------

WOFFORD

Series: Tied 1-1
 All Games At Wofford: 1-0
 All Games At Coastal Carolina: 0-1
 All Games At Neutral Site: 0-0

Date	Site	W/L	Score
12/14/15	A	W	71-63
12/19/16	H	L	74-75

WRIGHT STATE

Series: Coastal Carolina leads 2-1
 All Games At Wright State: 0-1
 All Games At Coastal Carolina: 1-0
 All Games At Neutral Site: 1-0

Date	Site	W/L	Score
11/24/90	N ¹	W	83-69
11/19/06	H	W(2OT)	70-63
11/19/07	A	L	48-71

¹ - CSU/North Coast Tournament (Cleveland, Ohio)**WYOMING**

Series: Wyoming leads 2-1
 All Games At Wyoming: 0-1
 All Games At Coastal Carolina: 1-1
 All Games At Neutral Site: 0-0

Date	Site	W/L	Score
03/27/17	H ¹	W	91-81
03/29/17	A ²	L	57-81
03/31/17	A ²	L	59-83

¹ - CBI Tournament (Conway, SC)² - CBI Tournament (Laramie, Wyo.)**XAVIER**

Series: Xavier leads 3-0
 All Games At Xavier: 0-3
 All Games At Coastal Carolina: 1-0
 All Games At Neutral Site: 0-0

Date	Site	W/L	Score
01/03/87	A	L	69-75
11/17/01	A	L	41-72
11/11/06	A	L	46-79

YALE

Series: Yale leads 1-0
 All Games At Yale: 0-0
 All Games At Coastal Carolina: 0-0
 All Games At Neutral Site: 1-0

Date	Site	W/L	Score
11/23/03	N ¹	L	65-70

¹ - Pepsi/Marist Classic (Poughkeepsie, N.Y.)**YOUNGSTOWN STATE**

Series: Coastal Carolina leads 1-0
 All Games At Youngstown State: 0-0
 All Games At Coastal Carolina: 1-0
 All Games At Neutral Site: 0-0

Date	Site	W/L	Score
02/02/91	H	W	79-66

ALL-TIME RESULTS

• 1964-65 •

COACH: DAN SELWA

Date	Opponent	W/L	Score
1-8	USC Beaufort		
1-15	USC Florence		
1-22	USC Aiken		
1-29	USC Lancaster		
2-5	USC Beaufort	W	90-58
2-12	Pembroke College JV		
2-20	USC Florence	W	86-84
2-27	USC Aiken	W	79-66
3-5	USC Aiken	W	72-67
3-6	USC Lancaster	L	66-71
	Pembroke College JV	L	76-82

• 1968-69 •

COACH: DAN SELWA

Date	Opponent	W/L	Score
11-9	USC Union		
11-23	USC Beaufort	W	67-64
12-7	USC Florence	W	100-53
12-11	Southwood College (NC)	L	73-88
12-18	Florence Darlington Tech	W	85-51
1-4	USC Aiken		
2-22	Beaufort Tech	L	44-68
2-28	USC Aiken	W	87-72
3-7	USC Spartanburg	W	64-58
	USC Union	L	96-100
	USC Spartanburg	W	65-55
	USC Beaufort	W	78-77

• 1970-71 •

RECORD: 12-11

COACH: DAN SELWA

Date	Opponent	W/L	Score
	Southwood College (NC)	L	73-125
	USC Lancaster	L	67-73
	Palmer JC (SC)	L	51-88
	USC Union	L	68-78
	USC Spartanburg	L	80-88
	Southwood College (NC)	L	73-93
	Horry Georgetown Tech	W	87-51
	Horry Georgetown Tech	W	76-40
	USC Spartanburg	L	59-65
	USC Union	W	76-56
	Southeastern College	L	57-118
	Clemson-Sumter	W	81-62
	USC Aiken	W	79-75
	USC Beaufort	W	92-65
	USC Lancaster	W	90-82
	Palmer JC (SC)	L	67-75
	Southeastern College (NC)	L	84-106
	USC Aiken	L	48-58
	Clemson-Sumter	W	99-77
	USC Beaufort	W	112-75
	USC Spartanburg \$	W	61-53
	USC Lancaster \$	W	68-60

USC Aiken \$ W 71-62

\$ Palmetto Athletic Conference Tournament

• 1974-75 •

RECORD: 6-17

COACH: DAN SELWA

Date	Opponent	W/L	Score
10-18	MORRIS	W	81-78
	at Newberry	W	96-94
11-21	at College of Charleston	L	94-101
	at Newberry	L	80-97
	at Lander	L	96-120
	at Morris	L	69-90
	at Erskine	L	73-89
	at Claflin	W	82-77
	PRESBYTERIAN	L	90-106
	AUGUSTA	L	65-103
	at Francis Marion	L	68-79
	CLAFLIN	W	90-76
	at Coker	W	58-44
	at Limestone	L	87-101
	LANDER	L	85-101
	FRANCIS MARION	L	86-95
	ERSKINE	L	55-79
	at Voorhees	L	93-96
	COKER	W	91-72
	VOORHEES	L	93-96
	at Limestone	L	94-115
2-22	at Presbyterian	L	106-129
2-25	COLLEGE OF CHARLESTON	L	74-101

• 1975-76 •

RECORD: 10-16

COACH: RUSS BERGMAN

Date	Opponent	W/L	Score
11-19	COLLEGE OF CHARLESTON	L	75-80
11-21	at Erskine	L	59-75
11-22	at Limestone	L	92-117
11-26	VOORHEES	W	87-65
12-3	at UNC Wilmington	L	70-75
12-6	at Morris	W	82-65
12-8	CAMPBELL	L	88-101
12-13	CLAFLIN	W (2ot)	102-97
1-6	PRESBYTERIAN	L	76-90
1-8	at College of Charleston	L	76-77
1-10	LANDER	L (ot)	83-89
1-14	at Francis Marion	W (ot)	71-61
1-16	NEWBERRY	W (2ot)	69-64
1-17	ERSKINE	L	72-80
1-21	at Campbell	L	66-110
1-24	at Claflin	L	77-86
1-31	at Lander	L	58-68
2-2	UNC WILMINGTON	W	68-63
2-4	at Pembroke State	L	55-62
2-7	PEMBROKE STATE	L	55-62
2-9	at Augusta	L	69-84
2-12	FRANCIS MARION	W	81-60

2-14	LIMESTONE	W (ot)	88-87
2-17	at Voorhees	W	86-83
2-21	at Presbyterian	W	76-75
2-25	at Newberry	L	69-76

• 1976-77 •

RECORD: 21-10

COACH: RUSS BERGMAN

Date	Opponent	W/L	Score
11-17	VOORHEES	W	83-79
11-20	CLAFLIN	W	114-81
11-27	ERSKINE	W	86-84
11-29	at Campbell	L	76-85
12-3	vs. Lander #	L	60-62
12-4	at Limestone #	W	85-74
12-8	at Francis Marion	W	63-60
12-11	PEMBROKE STATE	W	63-59
12-18	PRESBYTERIAN	W	80-68
1-3	vs. Methodist ^	W	72-62
1-4	at Pembroke State ^	L	73-75
1-6	MORRIS	W	106-70
1-8	at Lander	L	64-68
1-10	at Limestone	W	61-59
1-14	NEWBERRY	L	98-104
1-15	USC AIKEN	W	95-79
1-19	at College of Charleston	W (3ot)	97-87
1-22	at Voorhees	W	84-74
1-26	at Pembroke State	L	64-81
1-29	LANDER	W	97-78
2-2	COLLEGE OF CHARLESTON	L	71-77
2-5	at USC Aiken	W	91-90
2-9	FRANCIS MARION	W	72-65
2-11	at Erskine	W	81-67
2-12	at Presbyterian	W	72-68
2-14	CAMPBELL	L	72-78
2-19	LIMESTONE	W	92-71
2-23	at Newberry	L	83-92
	LANDER \$	W	65-64
	vs. Erskine \$	W	72-66
	vs. Newberry \$ (Finals)	L	70-84

Limestone Tournament (Gaffney, SC)

^ Pembroke State Invitational (Pembroke, NC)

\$ NAIA District 6 Playoffs

• 1977-78 •

RECORD: 20-9

COACH: RUSS BERGMAN

Date	Opponent	W/L	Score
	USC SPARTANBURG	W	76-66
	MORRIS	W	65-64
	at Fairmont State	L	69-82
11-26	CAPITAL	L	90-92
	METHODIST	W	80-78
	at Pembroke State	W	64-53
	FRANCIS MARION	L	69-70
	at Limestone	W	81-73
12-17	COLLEGE OF CHARLESTON	W	80-68

	at Lander	W	81-80
	at USC Spartanburg	W	81-79
	USC AIKEN	W	79-71
1-18	at Atlantic Christian	W	91-89
	at Newberry	L	84-89
	PEMBROKE STATE	W	85-73
	LANDER	L	70-78
	at Voorhees	W	71-68
2-2	at College of Charleston	L	95-99
2-4	at USC-Aiken	W	71-68
	ATLANTIC CHRISTIAN	W	86-72
	at Francis Marion	L	69-72
	at Erskine	L	74-85
2-18	LIMESTONE	W	114-87
	ERSKINE	W	89-65
	NEWBERRY	W	66-60
	VOORHEES	W	77-71
	CENTRAL WESLEYAN	W	91-85
	NEWBERRY	W	70-57
	vs. Erskine	L	57-59

• 1978-79 •

RECORD: 18-13

COACH: RUSS BERGMAN

Date	Opponent	W/L	Score
11-17	WINGATE	W	113-80
11-18	MORRIS*	W	84-62
11-21	HIGH POINT	L	71-72
11-24	at Pfeiffer	L	75-88
11-25	at Belmont Abbey	L	71-75
11-30	PEMBROKE STATE	W	96-94
12-2	at Wingate	L	79-89
12-4	ERSKINE*	W	81-65
12-9	at Limestone*	L	78-84
12-14	at Newberry*	W	84-77
12-15	at Winthrop*	L	72-80
1-4	COLLEGE OF CHARLESTON*	W	76-75
1-11	at Francis Marion*	L	95-113
1-13	at USC-Aiken*	L	81-82
1-18	at Morris*	W	79-65
1-20	LIMESTONE*	W	96-86
1-22	NEWBERRY*	W	82-80
1-25	at Lander*	L	60-82
1-27	at Pembroke State	W	80-70
2-1	at College of Charleston*	L	86-94
2-3	USC-AIKEN*	W	111-87
2-5	MORRIS*	W	68-36
2-7	FRANCIS MARION*	W	75-69
2-10	at Erskine*	W	65-51
2-14	LANDER*	L	77-98
2-17	WINGATE	W	73-57
2-21	WINTHROP*	L	77-79
2-24	at Newberry*	W	82-80
2-26	CLAFLIN*	W	104-62
3-2	at Newberry ^	W	59-57
3-6	at Central Wesleyan \$	L	72-91

* NAIA District 6 Game

^ NAIA District 6 First Round
 \$ NAIA District 6 Semifinals (Greenwood, SC)

• 1979-80 •

RECORD: 10-19

COACH: RUSS BERGMAN

Date	Opponent	W/L	Score
	FRIENDSHIP	L	69-85
	BARBER-SCOTIA	W	57-55
	at Friendship	W	109-62
	at Pembroke State	L	84-90
	at Atlantic Christian	L	65-72
	at Erskine	W	69-64
12-3	at College of Charleston	L	65-77
	at Furman	L	65-89
	LIMESTONE	W	63-61
	at Winthrop	L	71-98
	ALLEN	W	107-95
	BLUEFIELD STATE	L	76-78
	FRIENDSHIP	W	122-85
	vs. USC Spartanburg	W	78-71
	at Friendship	L	49-58
	FRANCIS MARION	L	73-91
	at Limestone	W	75-72
	at Newberry	L	62-74
	LANDER	L	70-92
	WINTHROP	W	82-80
1-31	COLLEGE OF CHARLESTON	W	71-53
	at Campbell	L	66-68
	at The Citadel	L	70-79
	at Francis Marion	L	59-71
	ERSKINE	L	62-64
	PEMBROKE STATE	L	76-81
	at Lander	L	60-82
2-18	at College of Charleston	L	72-78
	at Newberry	L	82-93

• 1980-81 •

RECORD: 15-11

COACH: RUSS BERGMAN

Date	Opponent	W/L	Score
11-21	AUGUSTA	W	61-58
11-22	ATLANTIC CHRISTIAN	W	77-55
11-26	PEMBROKE STATE ^	L	63-71
11-28	vs. High Point ^	W	62-55
11-29	vs. Berry ^	W	71-54
12-3	COLLEGE OF CHARLESTON	L	40-47
12-5	at Lander	L	60-64
12-6	at Erskine	L	65-71
12-13	at The Citadel	L	66-71
12-15	at Winthrop	L	66-75
1-10	at Pembroke State	W	55-53
1-14	at College of Charleston	L	50-54
1-17	at USC-Spartanburg	W	69-66
1-19	NEWBERRY	L	56-63
1-22	LANDER	W	61-58
1-24	WINTHROP	W	68-66

1-27	at Francis Marion	W	64-61
2-2	at Augusta	L	52-53
2-5	FRANCIS MARION	L	65-82
2-7	ERSKINE	W	69-57
2-9	COLLEGE OF CHARLESTON	W	59-57
2-12	at Coker	W (ot)	66-60
2-14	USC-SPARTANBURG	W	72-64
2-18	COKER	W	77-60
2-21	at Newberry	W	58-57
	at Winthrop \$	L	58-72

^ Francis Marion Doubleheader (Florence, SC)

\$ NAIA District 6 Playoffs

• 1981-82 •

RECORD: 21-9

COACH: RUSS BERGMAN

Date	Opponent	W/L	Score
11-9	ALLEN*	W	101-82
11-14	at Winthrop*	W	64-58
11-16	at Coker*	W	89-67
11-20	vs. Belmont Abbey !	W	65-64
11-21	vs. Friendship !	W	81-67
11-23	VOORHEES*	W	87-57
11-27	vs. Augusta #	W	72-58
11-28	at USC Aiken #*	W	70-58
12-2	COLLEGE OF CHARLESTON	L	66-73
12-5	at Lander*	L	51-53
12-7	at Erskine*	W	63-51
12-11	at Fayetteville State*	W	47-45
1-6	at Pembroke State	L	60-90
1-9	PEMBROKE STATE	L	71-74
1-11	at Allen*	W	95-64
1-16	USC SPARTANBURG*	W	75-62
1-18	at Newberry*	L	54-55
1-22	LANDER*	W	82-60
1-24	WINTHROP*	W	63-56
1-26	FRANCIS MARION*	W	66-41
1-30	at Voorhees*	W	86-81
2-4	at Francis Marion*	W	57-53
2-6	ERSKINE*	W	80-59
2-10	SOUTH CAROLINA STATE	L	71-81
2-13	at USC Spartanburg*	L	66-77
2-15	at College of Charleston*	L	52-53
2-20	NEWBERRY*	W	78-75
2-24	COKER*	W	106-75
3-1	NEWBERRY \$	W	105-85
3-3	at USC-Spartanburg \$	L	62-73

! Newberry Event (Newberry, SC)

Aiken Kiwanis Tournament (Aiken, SC)

\$ NAIA District VI Playoffs

• 1982-83 •

RECORD: 21-10

COACH: RUSS BERGMAN

Date	Opponent	W/L	Score
11-16	COKER	W	91-64
11-19	BLUEFIELD STATE #	W	92-81

ALL-TIME RESULTS

11-20	FRANCIS MARION #	L	54-55
11-22	at Voorhees	W	78-53
11-26	vs. Guilford ^	W	74-54
11-27	vs. Atlantic Christian ^	L	56-68
11-29	at College of Charleston	L (ot)	48-52
12-2	USC AIKEN	W	69-64
12-4	at Lander	W	64-57
12-6	at Erskine	L	59-67
12-9	at Winthrop	W	59-57
1-7	ALLIANCE &	W	89-64
1-8	USC AIKEN &	W	97-76
1-10	at Pembroke State	L	68-70
1-13	MORRIS	W	83-74
1-15	at USC Spartanburg	L	76-80
1-17	NEWBERRY	L	59-61
1-21	LANDER	L	77-80
1-22	WINTHROP	W	76-68
1-25	FRANCIS MARION	W	60-48
1-27	PEMBROKE STATE	W	84-58
1-29	at USC Aiken	W	63-62
2-3	at Francis Marion	L	61-75
2-5	ERSKINE	W	59-57
2-7	at Coker	W	72-60
2-12	USC SPARTANBURG	W	60-47
2-14	COLLEGE OF CHARLESTON	W (ot)	49-45
2-19	at Newberry	W	61-49
2-22	MORRIS	W	89-69
2-24	VOORHEES	W	77-69
2-28	WINTHROP \$	L	50-51

Tip-Off Tournament (Conway, SC)

^ Francis Marion Doubleheader (Florence, SC)

& Waccamaw Sertoma Colleg. Classic (Conway, SC)

\$ NAIA District 6 Playoffs

• 1983-84 •

RECORD: 14-16

COACH: RUSS BERGMAN

Date	Opponent	W/L	Score
11-14	at Coker	W	83-76
11-18	CATAWBA	L	69-76
11-19	CLAFLIN	W	75-46
11-22	VOORHEES	W	67-53
11-25	vs. Atlantic Christian #	W	67-53
11-26	vs. Morris #	W	78-74
11-29	COLLEGE OF CHARLESTON	L	42-45
12-1	USC AIKEN	L	74-76
12-3	at Erskine	L	49-50
12-5	MORRIS	W	106-78
12-10	WINTHROP	L	66-78
12-16	vs. Lenoir-Rhyne	W	73-63
12-17	at Gardner-Webb	L	68-77
1-6	CLINCH VALLEY &	W	71-47
1-7	USC AIKEN &	L	53-66
1-12	at Pembroke State	L	65-72
1-14	USC SPARTANBURG	L	48-61
1-16	at Newberry	W	73-55
1-20	at Winthrop	L	45-51

1-23	FRANCIS MARION	L	42-58
1-26	at Morris	W	82-58
1-28	at USC Aiken	W	74-64
2-2	at Francis Marion	L	38-58
2-4	ERSKINE	L	57-60
2-6	COKER	W	95-84
2-11	at USC Spartanburg	L	43-66
2-13	PEMBROKE STATE	L	63-75
2-18	NEWBERRY	W	69-66
2-21	at College of Charleston	L	28-30
2-23	at Voorhees	W	77-66

Francis Marion Doubleheader (Marion, SC)

^ Gardner-Webb Tournament (Boiling Springs, NC)

& Sertoma Club Collegiate (Conway, SC)

• 1984-85 •

RECORD: 7-21

COACH: RUSS BERGMAN

Date	Opponent	W/L	Score
11-17	at UNC Asheville	L	57-59
11-23	PFEIFFER	W (ot)	75-74
11-24	MORRIS	W	118-82
11-26	at College of Charleston	L	58-66
11-28	at UNC Wilmington	L	58-88
11-30	at Longwood \$	L	72-89
12-1	vs. Francis Marion \$	L	62-65
12-4	PEMBROKE STATE	L	53-69
12-6	at Baptist (Char. Southern)	L	69-71
12-8	WINTHROP	W	76-59
12-15	at Florida Tech	L	64-65
1-4	BLUEFIELD STATE ^	W	86-49
1-5	RANDOLPH-MACON ^	L	60-79
1-8	UNC ASHEVILLE	W	72-60
1-10	SALEM	W	96-72
1-12	at USC Spartanburg	L	51-54
1-19	at Armstrong State	L	56-59
1-23	at Virginia Union	L	59-98
1-26	USC SPARTANBURG	L	59-67
1-31	at Francis Marion	L	47-49
2-2	at Radford	L	69-71
2-4	at Winthrop	L	57-61
2-6	at Pembroke State	L	64-74
2-9	FRANCIS MARION	L	63-64
2-11	ARMSTRONG STATE	W	89-83
2-13	VIRGINIA UNION	L	77-101
2-16	at Campbell	L	73-76
2-20	COLLEGE OF CHARLESTON	L	53-63

\$ Longwood Invitational (Farmville, VA)

^ Waccamaw Sertoma Colleg. Classic (Conway, SC)

• 1985-86 •

RECORD: 10-17, 1-8 BIG SOUTH

COACH: RUSS BERGMAN

Date	Opponent	W/L	Score
11-23	BLUEFIELD STATE	W (2ot)	101-100
11-26	at UNC Wilmington	L	64-86
11-29	vs. North Georgia #	L	56-73

11-30	vs. Kennesaw #	W	65-46
12-3	at Pembroke State	W	72-69
12-5	at Francis Marion	L	73-83
12-7	PRESBYTERIAN	L	73-83
12-12	WINTHROP*	W	94-68
12-14	FRANCIS MARION	L	76-78
12-21	at George Washington	L	68-73
1-4	USC AIKEN	W	87-81
1-6	at Augusta*	L	62-63
1-10	SLIPPERY ROCK ^	W	81-67
1-11	UNC ASHEVILLE *^	L	44-61
1-18	PEMBROKE STATE	L	71-81
1-20	at Benedict	L	76-91
1-22	MOUNT OLIVE	W	73-60
1-25	at Armstrong State*	L	84-94
2-3	at UNC Asheville*	L	66-75
2-8	ARMSTRONG STATE*	L	72-80
2-12	at Mount Olive	W	70-62
2-15	at Winthrop*	L	65-79
2-17	BENEDICT	W	100-78
2-19	at Campbell*	L	48-49
2-22	UNC ASHEVILLE*	L	62-65
2-24	MORRIS	W	103-60
3-3	vs. Baptist (Char. South.) \$	L	70-71

Francis Marion Doubleheader (Marion, SC)

^ Waccamaw Sertoma Colleg. Classic (Conway, SC)

\$ Big South Tournament (Savannah, GA)

• 1986-87 •

RECORD: 12-16, 4-4 BIG SOUTH

COACH: RUSS BERGMAN

Date	Opponent	W/L	Score
12-1	at Wake Forest	L	55-80
12-5	ST. FRANCIS !	W	61-49
12-6	UMBC !	W	66-45
12-9	MOUNT OLIVE	W	92-66
12-12	vs. Alabama State #	W	79-64
12-13	at Akron #	L	61-66
12-19	vs. Long Island ^	W	78-53
12-20	at Central Florida ^	W	72-68
12-31	at Cincinnati	L	62-81
1-3	at Xavier	L	69-75
1-5	at East Tennessee State	W	80-67
1-8	at James Madison	L	95-100
1-12	ST. ANDREWS	W	95-56
1-14	UNC WILMINGTON	L	60-72
1-17	at New Orleans	L	68-100
1-20	at UNC Charlotte	L	61-85
1-24	AUGUSTA*	W	74-66
1-26	at Campbell*	L	59-75
1-31	RADFORD*	L	73-82
2-2	at Baptist (Char. Southern)*	L	60-78
2-4	NORTH CAROLINA A&T	L	47-64
2-7	CAMPBELL*	W	82-77
2-11	at UNC Wilmington	L	65-81
2-14	at Radford*	W	73-70
2-16	at North Carolina A&T	L	58-97

ALL-TIME RESULTS

2-19	BAPTIST (CHAR. SOUTH.)*	L	80-89
2-21	at Augusta*	W	86-56
2-26	UNC ASHEVILLE \$	L	68-73

! Sertoma Classic (Conway, SC)

Zip Classic (Akron, OH)

^ Central Florida Tournament (Orlando, FL)

\$ Big South Tournament (Savannah, GA)

• 1987-88 •

RECORD: 17-11, 9-4 BIG SOUTH

COACH: RUSS BERGMAN

BIG SOUTH REGULAR SEASON CHAMPION

Date	Opponent	W/L	Score
11-28	at Boston College	L	61-71
12-1	COKER	W	68-60
12-3	at UNC Charlotte	L	73-89
12-9	TENNESSEE TECH	W	91-80
12-12	at Clemson	L	57-76
12-16	EARL PAULK	W	99-70
12-22	at Wake Forest	W (ot)	106-104
12-28	at Arkansas State %	L	52-65
12-29	vs. Southeast Louisiana %	W	58-44
1-2	at Arkansas	L	59-81
1-4	at Augusta*	W	78-70
1-14	LIMESTONE	W	112-65
1-18	BAPTIST (CHAR. SOU.)*	W	92-79
1-23	UNC ASHEVILLE*	W	79-63
1-27	PITT. JOHNSTOWN	W	68-67
1-30	at Radford*	L	78-87
2-1	at Winthrop*	L	58-74
2-4	CAMPBELL*	W	93-70
2-6	at Tennessee Tech	L	64-70
2-8	at UNC Asheville*	W	72-69
2-11	at Baptist (Char. Southern)*	L	72-85
2-13	RADFORD*	W	79-63
2-18	EAST TENNESSEE STATE	L	72-74
2-20	AUGUSTA*	W	77-70
2-22	at East Tennessee State	W (2ot)	97-89
2-25	WINTHROP*	W	88-67
2-27	at Campbell	W	74-60
3-3	at Winthrop \$	L	40-75

% Arkansas-Little Rock Tourn. (Little Rock, AR)

\$ Big South Tournament (Rock Hill, SC)

• 1988-89 •

RECORD: 14-14, 9-3 BIG SOUTH

COACH: RUSS BERGMAN

BIG SOUTH REGULAR SEASON CHAMPION

Date	Opponent	W/L	Score
11-25	LIMESTONE	W	74-72
11-28	at Georgia Tech	L	65-95
12-3	at South Alabama	L	65-88
12-7	SOUTH CAROLINA STATE	L	76-81
12-10	LIBERTY	W	80-73
12-17	at Western Carolina	L	57-64
12-19	at UNC Charlotte	L	61-70
12-29	vs. Boston College #	L	67-84

12-30	vs. Massachusetts #	L	73-90
1-7	at Central Florida	W	78-77
1-9	AUGUSTA*	W	78-65
1-12	at North Carolina State	L	69-97
1-16	at Baptist (Char. Southern)*	W	77-67
1-18	PITTSBURGH-JOHNSTOWN	W	91-62
1-21	at UNC Asheville*	W	86-80
1-23	at South Carolina	L	65-92
1-28	RADFORD*	W	94-56
1-30	WINTHROP*	W	70-57
2-2	at Campbell*	L	63-70
2-4	UNC ASHEVILLE*	W	91-74
2-8	BAPTIST (CHAR. SOUTH.)*	L	71-91
2-11	at Radford*	W	73-67
2-13	at Liberty*	W	75-60
2-16	COKER	L	61-63
2-18	at Augusta*	W	58-57
2-22	WINTHROP*	W	85-80
2-25	CAMPBELL*	L	63-67
3-2	vs. UNC Asheville \$	L	76-88

Florida Today Classic (Melbourne, FL)

\$ Big South Conference Tournament (Rock Hill, SC)

• 1989-90 •

RECORD: 23-6, 11-1 BIG SOUTH

COACH: RUSS BERGMAN

BIG SOUTH REGULAR SEASON CHAMPION

BIG SOUTH TOURNAMENT CHAMPION

Date	Opponent	W/L	Score
11-27	PIEDMONT	W	88-62
11-29	at UNC Charlotte	L	56-73
12-2	COLLEGE OF CHARLESTON	W	82-67
12-6	THE CITADEL	W	78-68
12-8	at South Carolina State	W	68-66
12-19	at Georgia Tech	L	82-109
12-28	vs. Houston #	L	79-82
12-29	vs. Western Carolina #	W	67-63
1-6	at Cincinnati	W	73-72
1-8	at Augusta*	W	80-75
1-10	LIBERTY	W	94-85
1-13	at College of Charleston	L	56-71
1-15	BAPTIST (CHAR. SOUTH.)*	W	74-59
1-20	UNC ASHEVILLE*	W	83-74
1-22	WESTERN CAROLINA	L	79-85
1-24	SOUTH ALABAMA	W	82-70
1-27	at Radford*	W	63-53
1-29	at Winthrop*	W	78-49
2-1	CAMPBELL*	W	85-62
2-3	at UNC Asheville*	W	68-63
2-5	ERSKINE	W	95-61
2-7	at Baptist (Char. Southern)*	W	89-77
2-10	RADFORD*	W	92-78
2-12	at Liberty	W	68-66
2-17	AUGUSTA*	W	97-74
2-21	WINTHROP*	W	83-67
2-24	at Campbell*	L	56-66
3-2	at Winthrop \$	W	62-49

3-3	vs. UNC Asheville \$	W	76-73
-----	----------------------	---	-------

Tampa Tribune-South Florida Invit. (Tampa, FL)

\$ Big South Tournament (Rock Hill, SC)

• 1990-91 •

RECORD: 24-8, 13-1 BIG SOUTH

COACH: RUSS BERGMAN

BIG SOUTH REGULAR SEASON CHAMPION

BIG SOUTH TOURNAMENT CHAMPION

NCAA TOURNAMENT

Date	Opponent	W/L	Score
11-24	vs. Wright State #	W	83-69
11-25	vs. Princeton #	L	39-42
11-28	COLLEGE OF CHARLESTON	W	56-54
12-3	SOUTH CAROLINA STATE	W	68-57
12-6	at The Citadel	W	79-71
12-17	at George Mason	W	66-65
12-20	at Western Carolina	W	80-74
12-28	vs. Louisiana Tech ^	L	81-86
12-29	vs. George Mason ^	L	61-70
1-7	at North Carolina State	L	78-86
1-8	at UNC Charlotte	L	74-93
1-12	at Davidson*	W	55-48
1-14	CHARLESTON SOUTHERN*	W	86-70
1-19	at College of Charleston	L	57-60
1-21	AUGUSTA*	W	85-80
1-24	at Campbell*	W	75-62
1-26	RADFORD*	W (ot)	78-76
1-28	WINTHROP*	W	76-58
1-31	UNC ASHEVILLE*	W	84-74
2-2	YOUNGSTOWN STATE	W	79-66
2-4	at Charleston Southern*	W	60-51
2-9	at Radford*	W	84-66
2-11	DAVIDSON*	W	64-52
2-14	at UNC Asheville*	W	91-67
2-16	at Augusta*	L (ot)	74-75
2-20	at Winthrop*	W	59-46
2-23	CAMPBELL*	W	91-58
2-28	vs. Campbell \$	W	83-46
3-1	vs. Davidson \$	W	58-55
3-2	vs. Augusta \$	W	89-54
3-6	at Jackson State @	W	78-59
3-14	vs. Indiana (#3) !	L	69-79

CSU/North Coast Tournament (Cleveland, OH)

^ Mich. St. Spartan Classic (East Lansing, MI)

\$ Big South Tournament (Anderson, SC)

@ NCAA Play-In Game (Jackson, MS)

! NCAA Southeast Regional (Louisville, KY)

• 1991-92 •

RECORD: 12-19, 6-8 BIG SOUTH

COACH: RUSS BERGMAN

Date	Opponent	W/L	Score
11-22	SHORTER	W	75-53
11-25	at South Carolina State	W	50-48
11-29	vs. Eastern Michigan #	L	58-76
11-30	vs. Idaho #	L (2ot)	77-83

ALL-TIME RESULTS

12-1	vs. Santa Clara #	L	62-69
12-7	at Wisconsin	L	57-91
12-16	LIVINGSTONE	W	77-69
12-19	at Evansville	L	57-80
12-21	at Montana	L	52-74
12-27	vs. Texas Christian %	L	67-93
12-28	vs. Morehead State %	L	73-87
1-4	at UNC Charlotte	L	61-76
1-8	DAVIDSON*	W	79-62
1-11	at College of Charleston	L	44-84
1-15	BELMONT ABBEY	W	66-58
1-18	UNC ASHEVILLE*	W	93-85
1-20	RADFORD*	L	56-58
1-25	at Liberty*	L	71-72
1-27	CAMPBELL*	L	54-55
2-1	at Radford*	L	65-68
2-3	at UNC Asheville*	L	62-66
2-6	at Charleston Southern*	W	50-48
2-8	TENNESSEE-TEMPLE	W	97-85
2-10	WINTHROP*	W	74-61
2-13	at Davidson*	W	72-65
2-17	COLLEGE OF CHARLESTON	W	74-65
2-22	at Winthrop*	W	48-44
2-24	CHARLESTON SOUTHERN*	L	59-70
2-27	LIBERTY*	L	58-68
2-29	at Campbell*	L	56-68
3-5	vs. Charleston Southern \$	L	54-58

* Big South Conference Game

Great Alaska Shootout (Anchorage, AK)

% All-College Tournament (Oklahoma City, OK)

\$ Big South Tournament (Anderson, SC)

• 1992-93 •

RECORD: 22-10, 12-4 BIG SOUTH
COACH: RUSS BERGMAN
NCAA TOURNAMENT

Date	Opponent	W/L	Score
12-1	METHODIST	W	101-51
12-5	BRYAN	W	112-88
12-10	at Boston	W (ot)	85-78
12-12	at Boston College	L	65-69
12-18	vs. Northeast Louisiana %	W	77-68
12-19	at Hawaii %	L	62-66
12-28	at Arkansas	L	74-93
1-2	SOUTH CAROLINA STATE	W	90-75
1-6	at College of Charleston	L	60-65
1-9	at Liberty*	W (ot)	66-65
1-11	at Radford*	L	83-84
1-14	UMBC*	W	115-98
1-16	TOWSON STATE*	L	74-77
1-18	at Missouri	L	69-94
1-23	LIBERTY*	L (ot)	74-81
1-25	at UNC Asheville*	W	65-59
1-28	COLLEGE OF CHARLESTON	W	58-57
1-30	RADFORD*	W (ot)	96-94
2-3	CHARLESTON SOUTHERN*	W	84-68
2-6	at Towson State*	L	69-74

2-8	at UMBC*	W	91-73
2-11	BELMONT ABBEY	W	93-62
2-13	at Winthrop*	W	74-70
2-15	UNC ASHEVILLE*	W	100-68
2-18	at Campbell*	W	71-66
2-22	at Charleston Southern*	W	45-37
2-24	WINTHROP*	W	79-64
2-27	CAMPBELL*	W	80-50
3-4	at Charleston Southern \$	W	79-66
3-5	vs. UMBC \$	W	66-59
3-6	vs. Winthrop \$	W	78-65
3-19	vs. Michigan (#3) ^	L	53-84

% Hawaii Pre-Holiday Tournament (Honolulu, HI)

\$ Big South Tournament (North Charleston, SC)

^ NCAA West Regional (Tucson, AZ)

• 1993-94 •

RECORD: 15-11, 10-8 BIG SOUTH
COACH: RUSS BERGMAN

Date	Opponent	W/L	Score
11-30	at Francis Marion	W	73-59
12-4	at Virginia Tech	L	54-88
12-6	ALDERSON-BROADBUSH	W	98-67
12-11	at South Carolina	W	88-74
12-18	at South Carolina State	W	85-84
12-27	vs. George Washington #	L	68-87
12-28	vs. Southern #	W	85-71
1-3	at Evansville	L	56-89
1-8	at Winthrop*	W	70-60
1-10	UNC ASHEVILLE*	W	80-76
1-12	UNC GREENSBORO*	L	77-82
1-15	at Towson State*	L	74-80
1-17	at UMBC*	L	81-86
1-22	RADFORD*	L	56-69
1-24	LIBERTY*	W	86-75
1-29	CAMPBELL*	W	74-71
1-31	at Charleston Southern*	W	76-68
2-5	WINTHROP*	W	99-76
2-7	at UNC Asheville*	W	58-44
2-9	at UNC Greensboro*	L	64-85
2-12	TOWSON STATE*	W	105-89
2-14	UMBC*	W	74-64
2-19	at Radford*	L	64-80
2-21	at Liberty*	W	84-81
2-24	CHARLESTON SOUTHERN*	L (ot)	87-88
2-26	at Campbell*	L	68-74

USF&G Sugar Bowl Classic (New Orleans, La.)

• 1994-95 •

RECORD: 6-20, 3-13 BIG SOUTH
COACH: MICHAEL HOPKINS

Date	Opponent	W/L	Score
11-26	at UNC Wilmington	L	65-66
11-28	at Georgia Tech (#22)	L	78-90
12-1	at UNC Charlotte	L	72-101
12-9	vs. Miami (Ohio) #	L	62-69
12-10	vs. Morehead State #	L	63-89

12-17	FRANCIS MARION	W	80-75
12-22	COLLEGE OF CHARLESTON	L	72-75
12-31	SOUTH CAROLINA STATE	W	75-68
1-7	WINTHROP*	W (ot)	103-94
1-9	at UNC Asheville*	L	55-78
1-11	at UNC Greensboro*	L	68-79
1-14	TOWSON STATE*	W	89-87
1-16	UMBC*	W	85-80
1-21	at Radford*	L	84-88
1-23	at Liberty*	L	69-88
1-26	at East Carolina	L	62-85
1-30	CHARLESTON SOUTHERN*	L	63-80
2-1	at Winthrop*	L	62-76
2-4	ERSKINE	W	88-64
2-6	UNC ASHEVILLE*	L	66-75
2-8	UNC GREENSBORO*	L	68-87
2-11	at Towson State*	L	69-92
2-13	at UMBC*	L	57-70
2-18	RADFORD*	L	61-63
2-20	LIBERTY*	L	64-65
2-23	at Charleston Southern*	L	77-91

Indiana University Classic (Bloomington, IN)

• 1995-96 •

RECORD: 5-21, 1-13 BIG SOUTH
COACH: MICHAEL HOPKINS

Date	Opponent	W/L	Score
11-25	MONTREAT	W	78-59
11-28	at Virginia Tech (#22)	L	49-93
12-2	at Dayton	L	62-80
12-6	ALLEN	W	91-64
12-9	EAST CAROLINA	L	62-74
12-17	at Auburn	L	66-82
12-19	at Georgia Southern	W	61-59
12-22	HAMPTON (MB Conv. Ctr.)	W	87-80
1-2	at College of Charleston	L	52-72
1-6	at Furman	L	50-72
1-8	UNC ASHEVILLE* (MB Conv.)	L	66-77
1-13	at UNC Greensboro*	L	60-85
1-15	at Winthrop*	L	78-84
1-20	RADFORD	L	55-64
1-22	LIBERTY*	L	62-67
1-24	CHARLESTON SOUTHERN*	L	78-91
1-27	at UMBC*	L (ot)	67-73
2-3	WINTHROP*	W	71-63
2-5	at UNC Asheville*	L	86-93
2-10	UNC GREENSBORO*	L	62-75
2-12	at Charleston Southern*	L	64-74
2-16	at Radford*	L	68-87
2-19	at Liberty*	L	57-71
2-21	at Hampton	L	66-95
2-24	UMBC*	L	75-80
2-29	vs. UNC Greensboro \$	L	67-78

\$ Big South Tournament (Lynchburg, VA)

ALL-TIME RESULTS

• 1996-97 •

RECORD: 11-16, 6-8 BIG SOUTH
COACH: MICHAEL HOPKINS

Date	Opponent	W/L	Score
11-23	at Clemson (#12)	L	47-70
11-26	WINGATE	L	58-59
11-29	at Ball State #	L	58-93
11-30	vs. Southwest Texas St. #	L	58-74
12-4	MOUNT OLIVE	W	70-56
12-7	at Virginia Tech	L	45-63
12-14	LEES-MCRAE	W	74-60
12-16	at Marquette	L	42-66
12-21	FURMAN	W	83-81
12-28	at Chattanooga %	L (ot)	69-75
12-29	vs. Central Florida %	W (2ot)	77-71
1-2	GEORGIA SOUTHERN	W	61-21
1-9	at Charleston Southern*	W	92-82
1-11	at Winthrop*	W	82-76
1-18	UMBC*	W	73-58
1-20	at UNC Asheville*	L	64-81
1-25	at Radford*	L	72-77
1-27	at Liberty*	L	63-78
1-30	UNC ASHEVILLE*	W	70-60
2-1	UNC GREENSBORO*	L	58-66
2-3	CHARLESTON SOUTHERN*	L	53-72
2-7	at UMBC*	W	55-46
2-15	LIBERTY*	L	50-66
2-17	RADFORD*	L	62-73
2-20	WINTHROP*	L	61-69
2-22	at UNC Greensboro*	W	69-65
2-26	vs. Charleston Southern \$	L	51-67

Cardinal Varsity Club Classic (Muncie, IN)

% Dr. Pepper Classic (Chattanooga, TN)

\$ Big South Tournament (Lynchburg, VA)

• 1997-98 •

RECORD: 8-19, 4-8 BIG SOUTH
COACH: MICHAEL HOPKINS

Date	Opponent	W/L	Score
11-23	at East Tennessee State	L	41-61
11-25	CAMPBELL	L	58-69
11-29	at Florida	L	44-62
12-3	MERCER	W	68-63
12-6	at Kansas State	L	72-101
12-13	NEWBERRY	W	58-47
12-17	at Georgia Tech	L	63-100
12-20	EAST TENNESSEE STATE	W (ot)	67-61
12-22	UNC WILMINGTON	L	45-68
12-29	at Toledo #	L	51-67
12-30	vs. Troy State #	L	60-74
1-4	ST. JOSEPH (VT)	W	88-45
1-8	CHARLESTON SOUTHERN*	W	96-86
1-10	WINTHROP*	W (ot)	63-60
1-13	at Elon	L	61-69
1-17	at UMBC*	L	62-78
1-19	at UNC Asheville*	L	58-78
1-24	RADFORD*	W	61-55

1-26	LIBERTY*	L	62-66
1-29	UNC ASHEVILLE*	L	60-66
2-2	at Charleston Southern*	L	61-70
2-7	UMBC*	W	66-62
2-14	at Liberty*	L	56-66
2-16	at Radford*	L	64-81
2-19	at Winthrop*	L	52-62
2-21	ELON	L	68-73
2-25	at Liberty \$	L	70-78

MVP Holiday Classic (Toledo, OH)

\$ Big South Tournament (Lynchburg, VA)

• 1998-99 •

RECORD: 7-20, 4-6 BIG SOUTH
COACH: PETE STRICKLAND

Date	Opponent	W/L	Score
11-14	ST. ANDREWS	W	83-76
11-21	at North Carolina State	L	56-81
11-24	at Campbell	L	81-90
11-28	at Mercer	L	73-77
11-30	at Florida	L	68-110
12-3	NEWBERRY	W	71-57
12-5	USC AIKEN	L	56-57
12-16	at Wake Forest	L	46-73
12-21	THE CITADEL	L	68-76
12-23	at Virginia Tech	L	65-85
1-6	at UNC Greensboro	L	62-79
1-9	ELON	L	61-64
1-13	HIGH POINT	W	90-81
1-15	at Liberty*	W	89-68
1-18	at Radford*	L	75-104
1-23	at UNC Asheville	L	67-94
1-27	WINTHROP*	L	61-74
1-30	CHARLESTON SOUTHERN*	L (ot)	93-98
2-1	at Elon	L	82-85
2-3	COLLEGE OF CHARLESTON	L	65-75
2-6	RADFORD*	L	67-82
2-8	LIBERTY*	W	87-75
2-11	at Winthrop*	L	68-85
2-13	UNC ASHEVILLE*	W	81-73
2-17	at High Point*	L	64-81
2-20	at Charleston Southern*	W	89-82
2-24	vs. Charleston Southern \$	L	67-87

\$ Big South Tournament (Asheville, NC)

• 1999-2000 •

RECORD: 10-18, 7-7 BIG SOUTH
COACH: PETE STRICKLAND

Date	Opponent	W/L	Score
11-20	JACKSONVILLE	L	84-88
11-23	at The Citadel	W	68-60
11-27	at Fairleigh Dickinson	L	65-68
12-1	UNC GREENSBORO	L	76-78
12-4	GEORGE MASON	L	66-72
12-11	at Dayton	L	79-104
12-13	at Ohio State (#13)	L	75-83
12-16	at Furman	L	75-97

12-20	CAMPBELL	W	91-79
12-30	at Georgetown	L	57-85
1-2	at Maryland (#14)	L	48-100
1-10	at American	W	74-73
1-15	at Elon*	L	73-75
1-17	at High Point*	W	73-68
1-19	at College of Charleston	L	55-69
1-22	LIBERTY*	W	83-71
1-24	RADFORD*	L	65-67
1-27	at Winthrop*	L	70-83
1-30	at Charleston Southern*	W	76-69
2-2	UNC ASHEVILLE*	W	74-73
2-5	HIGH POINT*	W	75-67
2-7	ELON*	W	57-49
2-12	at Liberty*	L	52-58
2-14	at Radford*	L	72-73
2-20	at UNC Asheville*	L	80-88
2-23	WINTHROP*	W	73-58
2-26	CHARLESTON SOUTHERN*	L	69-71
3-1	vs. Charleston Southern \$	L	71-83

\$ Big South Tournament (Asheville, NC)

• 2000-01 •

RECORD: 8-20, 6-8 BIG SOUTH
COACH: PETE STRICKLAND

Date	Opponent	W/L	Score
11-18	at Jacksonville	L	69-88
11-20	at Virginia (#25)	L	78-117
11-25	FURMAN	L	67-81
11-28	at Georgia	L	69-102
12-2	AMERICAN	W	72-66
12-9	at Winthrop*	L	49-66
12-12	at Georgetown (#23)	L	60-78
12-14	at Campbell	L	72-75
12-16	FAIRLEIGH DICKINSON	L	56-66
12-20	at George Mason	L	65-81
12-22	THE CITADEL	W	85-74
12-30	CLEMSON	L	68-81
1-2	at Missouri	L	61-75
1-13	at Radford*	L (ot)	97-104
1-15	at Liberty*	W	71-65
1-20	ELON*	W	75-60
1-22	HIGH POINT*	W	71-67
1-26	CHARLESTON SOUTHERN*	W (ot)	74-72
1-29	COLLEGE OF CHARLESTON	L	53-66
1-31	at UNC Asheville*	L (ot)	95-97
2-3	LIBERTY*	W	68-64
2-5	RADFORD*	L	74-77
2-10	at High Point*	L	58-60
2-12	at Elon*	L	74-77
2-17	UNC ASHEVILLE*	L	74-77
2-21	WINTHROP*	L	77-83
2-24	at Charleston Southern*	W	88-77
3-1	vs. Charleston Southern \$	L	64-77

\$ Big South Tournament (Roanoke, VA)

ALL-TIME RESULTS

◦ 2001-02 ◦

RECORD: 8-20, 5-9 BIG SOUTH
COACH: PETE STRICKLAND

Date	Opponent	W/L	Score
11-17	at Xavier	L	41-72
11-21	at Georgetown (#14)	L	51-76
11-24	WESTERN CAROLINA	W	79-73
11-30	at Clemson	L	54-83
12-1	at College of Charleston	L	47-64
12-4	EAST TENNESSEE STATE	L	71-85
12-9	SOUTH CAROLINA STATE	L	81-89
12-15	at Old Dominion	L	67-81
12-21	CAMPBELL	W	67-56
12-29	at The Citadel	L	62-74
1-2	at Navy	L	71-90
1-5	at High Point*	L	71-87
1-7	at Elon*	L	80-91
1-12	RADFORD*	L	71-82
1-14	LIBERTY*	L	80-86
1-19	BIRMINGHAM-SOUTHERN	W	74-67
1-23	UNC ASHEVILLE*	W	88-78
1-26	at Charleston Southern*	W	77-73
1-31	WINTHROP*	L	49-68
2-2	at Liberty*	W	58-54
2-4	at Radford*	L	60-76
2-7	ELON*	W	80-75
2-9	HIGH POINT*	W	98-76
2-11	at Birmingham-Southern	L	80-88
2-16	at UNC Asheville*	L	81-92
2-18	at Winthrop*	L	74-100
2-22	CHARLESTON SOUTHERN*	L	69-78
2-28	vs. Radford	L	66-81

\$ Big South Tournament (Roanoke, VA)

◦ 2002-03 ◦

RECORD: 13-15, 5-9 BIG SOUTH
COACH: PETE STRICKLAND

Date	Opponent	W/L	Score
11-22	at Western Carolina	W	77-72
11-24	at Florida (#7)	L	45-88
11-27	at South Carolina State	W	68-53
11-30	at Campbell	L	49-65
12-2	at Georgetown	L	60-87
12-7	NAVY	W	63-59
12-18	NEWBERRY	W	67-48
12-20	at East Tennessee State	L	82-93
12-23	EAST CAROLINA	W	90-71
12-29	LEES-MCRAE	W	70-60
12-31	at Clemson	L	63-90
1-2	BIRMINGHAM-SOUTHERN	W	74-64
1-8	at Winthrop*	W	64-50
1-11	at High Point*	W	77-75
1-13	at Elon*	L	60-63
1-18	CHARLESTON SOUTHERN*	L	69-72
1-20	RADFORD*	L	73-77
1-25	LIBERTY*	L	54-55
1-30	at UNC Asheville*	L	76-80

2-1	at Birmingham-Southern*	W	65-59
2-8	WINTHROP*	W	72-66
2-10	HIGH POINT*	W	89-71
2-15	at Radford*	L	58-65
2-17	at Liberty*	L	73-79
2-22	UNC ASHEVILLE*	W	68-55
2-26	ELON*	L	53-75
3-1	at Charleston Southern*	L (ot)	66-70
3-4	at Liberty \$	L (ot)	61-63

\$ Big South Tournament (Lynchburg, VA)

◦ 2003-04 ◦

RECORD: 14-15, 8-8 BIG SOUTH
COACH: PETE STRICKLAND

Date	Opponent	W/L	Score
11-22	at Marist %	W	74-70
11-23	vs Yale %	L	65-70
11-25	at Georgetown	L	68-81
11-29	at East Carolina	L	59-76
12-6	COLLEGE OF CHARLESTON	L	72-73
12-14	ST. ANDREWS	W	91-83
12-18	UNC GREENSBORO	W	77-72
12-20	CAMPBELL	W	84-55
12-22	at Virginia	L	74-89
12-28	LEES-MCRAE	W	115-50
12-30	at North Carolina (#9)	L	72-105
1-3	LIBERTY*	W	67-65
1-5	HIGH POINT*	L	69-75
1-8	at Birmingham-Southern*	W	77-71
1-13	at Charleston Southern*	W	66-61
1-17	WINTHROP*	L	65-66
1-19	UNC ASHEVILLE*	W	73-65
1-24	at Radford*	L (ot)	76-77
1-26	at VMI*	W	49-32
1-31	BIRMINGHAM-SOUTHERN*	L (ot)	68-76
2-4	at Winthrop*	L	50-51
2-7	at Liberty*	L	65-79
2-9	at High Point*	W	73-52
2-14	VMI*	W	60-44
2-16	RADFORD*	L	75-84
2-21	at UNC Asheville*	L	68-72
2-28	CHARLESTON SOUTHERN*	W	69-53
3-2	RADFORD \$	W	67-62
3-4	at Liberty \$	L	73-88

% - Pepsi/Marist Classic (Poughkeepsie, N.Y.)

\$ - Big South Tournament (Home Sites)

◦ 2004-05 ◦

RECORD: 10-19, 7-9 BIG SOUTH
COACH: PETE STRICKLAND

Date	Opponent	W/L	Score
11-19	at Indiana State	L	46-70
11-21	at Evansville	L	80-87
11-23	at UNC Greensboro	L	73-79
11-26	at Hawaii	L	65-72
11-28	at Chaminade	L	61-70
12-04	EASTERN KENTUCKY	L	62-77

12-12	COKER	W	86-50
12-15	JACKSONVILLE STATE	W	88-78
12-18	UNC WILMINGTON	L	61-64
12-22	at College of Charleston	L	69-87
12-29	OHIO NORTHERN	W	63-45
1-2	at Tennessee	L	51-83
1-5	WINTHROP*	W	76-68
1-8	at Radford*	L	82-93
1-10	at VMI	W	79-68
1-15	LIBERTY*	L	64-71
1-17	HIGH POINT*	L	64-79
1-22	at Winthrop*	L	66-80
1-24	at Birmingham-Southern*	W	69-68
1-31	UNC ASHEVILLE*	W	70-54
2-3	at Charleston Southern	L	62-64
2-5	VMI*	W	75-70
2-7	RADFORD*	W	79-61
2-12	at High Point*	L	72-79
2-14	at Liberty*	L	68-72
2-18	at UNC Asheville*	L	71-83
2-21	CHARLESTON SOUTHERN*	W	57-54
2-26	BIRMINGHAM-SOUTHERN*	L	55-68
3-1	at Winthrop \$	L	62-74

\$ - Big South Tournament (Home Sites)

◦ 2005-06 ◦

RECORD: 20-10, 12-4 BIG SOUTH
COACH: BUZZ PETERSON

Date	Opponent	W/L	Score
11-21	at Jacksonville State	L	71-82
11-26	at Wisconsin	L	54-92
11-30	COKER	W	70-35
12-3	at Minnesota	L	57-75
12-11	JACKSONVILLE	W	81-66
12-14	SOUTH CAROLINA STATE	W	72-57
12-17	at UNC Wilmington	L	50-79
12-19	CHOWAN	W	81-59
12-28	OHIO VALLEY	W	109-76
12-30	at Eastern Kentucky	L	51-60
1-3	ST. ANDREWS	W	84-70
1-7	at VMI*	L	77-88
1-9	at High Point*	L	62-82
1-14	at Birmingham-Southern*	L	64-77
1-16	UNC ASHEVILLE*	W	84-72
1-19	CHARLESTON SOUTHERN*	W	63-62
1-21	RADFORD*	L (ot)	69-70
1-24	at Winthrop*	W	64-57
1-28	LIBERTY*	W	72-60
2-4	WINTHROP*	W	64-50
2-6	HIGH POINT*	W	78-60
2-9	at Charleston Southern*	W	71-69
2-13	at UNC Asheville*	W	88-70
2-18	BIRMINGHAM-SOUTHERN*	W	69-59
2-20	VMI*	W	76-63
2-23	at Liberty*	W	78-61
2-25	at Radford*	W	84-75
2-28	UNC ASHEVILLE \$	W	78-62

ALL-TIME RESULTS

3-2	vs. Charleston Southern #	W	73-67
3-4	at Winthrop #	L	50-51

\$ = Big South Quarterfinals (Home Sites)
= Big South Championship (Rock Hill, SC)

• 2006-07 •

RECORD: 15-15, 7-7 BIG SOUTH
COACH: BUZZ PETERSON

Date	Opponent	W/L	Score
11-11	at Xavier	L	46-79
11-16	at Campbell	L	63-83
11-19	WRIGHT STATE	W (2ot)	70-63
11-22	ASBURY	W	93-64
11-29	SOUTHERN VIRGINIA	W	104-62
12-10	at Jacksonville	L	72-85
12-13	at South Carolina State	L (ot)	80-81
12-16	BREWARD	W	85-46
12-18	COLLEGE OF CHARLESTON	L	49-70
12-21	at Florida State	L	65-78
12-29	ST. ANDREWS	W	74-54
1-2	MCNEESE STATE	W	81-67
1-6	CHARLESTON SOUTHERN*	W	66-54
1-8	at UNC Asheville*	W	68-60
1-10	SAVANNAH STATE	W	83-56
1-13	at Radford*	L	76-80
1-15	at VMI*	W	99-97
1-20	LIBERTY*	W	70-65
1-22	HIGH POINT*	L	56-59
1-27	at Winthrop*	L	63-65
1-29	at Charleston Southern*	L	77-86
2-1	at Savannah State	L	65-66
2-3	VMI*	W	108-99
2-5	RADFORD*	W	85-67
2-10	at High Point*	L	63-71
2-12	at Liberty*	W	77-76
2-17	CANISIUS*	W	83-66
2-22	UNC ASHEVILLE*	L	77-82
2-24	WINTHROP*	L	69-83
2-27	UNC ASHEVILLE \$	L	64-77

\$ Big South Tournament (Home Sites)

• 2007-08 •

RECORD: 13-15, 6-8 BIG SOUTH
COACH: CLIFF ELLIS

Date	Opponent	W/L	Score
11-9	NORTH GREENVILLE	W	95-76
11-13	CAMPBELL	W	85-76
11-16	at Cincinnati	L	59-74
11-19	at Wright State	L	48-71
11-21	ANDERSON	W	85-45
11-26	at Houston	L	79-86
12-7	PRESBYTERIAN	W	61-54
12-9	at UNC Wilmington	L	68-80
12-15	at Canisius	L	62-88
12-19	UNC WILMINGTON	W	90-86
12-22	GEORGIA STATE	W	79-68
1-2	at East Carolina	L	64-89

1-5	SUSQUEHANNA	W	83-72
1-12	RADFORD*	W	76-75
1-14	VMI*	L	100-107
1-19	at High Point*	W	66-61
1-21	at Liberty*	L	59-78
1-26	at Winthrop*	L	43-65
1-28	UNC ASHEVILLE*	L	52-56
2-2	CHARLESTON SOUTHERN*	W (ot)	85-78
2-6	WINTHROP*	W	50-49
2-9	at VMI*	L	83-88
2-11	at Radford*	W	65-61
2-16	LIBERTY*	L	51-65
2-18	HIGH POINT*	W	56-55
2-27	at UNC Asheville*	L	72-78
3-1	at Charleston Southern*	L	64-65
3-4	at High Point\$	L	56-59

\$ Big South Tournament (Home Sites)

• 2008-09 •

RECORD: 13-15, 6-8 BIG SOUTH
COACH: CLIFF ELLIS

Date	Opponent	W/L	Score
11-15	COKER	L	59-80
11-18	at Savannah State	L	65-66
11-22	at Florida State \$	L	70-82
11-24	at Cincinnati \$	L	56-82
11-28	vs. Western Illinois \$	W (ot)	69-60
11-29	vs. North Carolina A&T \$	L	60-72
12-3	PRESBYTERIAN*	L (ot)	53-56
12-13	SOUTHERN VIRGINIA	W	89-59
12-14	UVA-WISE	W	90-51
12-17	at College of Charleston	L	58-73
12-20	at Georgia State	W	69-52
12-28	EAST CAROLINA	W	63-55
12-30	EMMANUEL (Ga.)	W	87-55
1-3	HIGH POINT*	W	82-69
1-5	RADFORD*	L	52-68
1-10	at VMI*	L	102-103
1-12	at Liberty*	L	55-68
1-17	at Gardner-Webb*	L	55-77
1-19	UNC ASHEVILLE*	W	64-57
1-24	WINTHROP*	W	78-69
1-28	GARDNER-WEBB*	L	74-79
1-31	CHARLESTON SOUTHERN*	L	69-71
2-4	at Presbyterian*	L	62-65
2-7	at High Point*	W	70-68
2-9	at Radford*	L (ot)	67-71
2-14	VMI*	W	100-97
2-16	LIBERTY*	L	82-85
2-21	at UNC Asheville*	L	63-74
2-26	at Charleston Southern*	L	59-63
2-28	at Winthrop*	L	50-70
3-3	at VMI #	L	76-96

\$ Global Sports Classic (Home Sites and Las Vegas, Nev.)

Big South Tournament (Home Sites)

• 2009-10 •

RECORD: 28-7, 15-3 BIG SOUTH
BIG SOUTH REGULAR SEASON CHAMPION
COACH: CLIFF ELLIS

Date	Opponent	W/L	Score
11-13	COLLEGE OF CHARLESTON	W	70-59
11-16	at Duke^ (#9)	L	49-74
11-17	vs. Elon^	W	69-46
11-21	VOORHEES	W	99-56
11-23	vs. Indiana State%	W	77-62
11-24	vs. Cal State Northridge%	L	69-76
11-18	ALLEN	W	97-44
12-3	at VMI*	W	111-97
12-5	at Liberty*	W	73-58
12-12	BRIDGEWATER	W	91-42
12-15	at Georgia Southern	W	69-58
12-19	SAVANNAH STATE	W	91-70
12-27	CORNELL COLLEGE	W	79-48
12-29	GEORGIA SOUTHERN	W	76-64
1-2	WINTHROP*	W	57-47
1-4	PRESBYTERIAN*	W	76-62
1-7	at UNC Asheville*	W	58-57
1-9	at Gardner-Webb*	W	80-64
1-14	RADFORD*	L	52-62
1-16	HIGH POINT*	W	75-58
1-23	at Charleston Southern*	W	64-56
1-28	at Presbyterian*	W	64-46
1-30	at Winthrop*	L	64-67
2-4	GARDNER-WEBB*	W	96-60
2-6	UNC ASHEVILLE*	W	98-62
2-11	at High Point*	L	65-69
2-13	at Radford*	W	52-51
2-15	at North Carolina Central	W	68-57
2-20	CHARLESTON SOUTHERN*	W	47-37
2-25	LIBERTY*	W	71-48
2-27	VMI*	W	82-73
3-2	VMI@	W	82-73
3-4	UNC ASHEVILLE@	W	92-73
3-6	WINTHROP@	L	53-64
3-16	at UAB\$	L	49-65

^ NIT Season Tip-Off (Durham, N.C.)

& NIT Season Tip-Off (Bowling Green, Ky.)

@ Big South Tournament (Conway, S.C.)

\$ NIT First Round (Birmingham, Ala.)

• 2010-11 •

RECORD: 28-6, 16-2 BIG SOUTH
BIG SOUTH REGULAR SEASON CHAMPION
COACH: CLIFF ELLIS

Date	Opponent	W/L	Score
11-12	PIEDMONT COLLEGE	W	112-52
11-13	LaGRANGE COLLEGE	W	79-40
11-16	at College of Charleston	L	67-83
11-18	vs. Georgetown^ (#20)	L	61-80
11-19	vs. USC Upstate^	W	71-50
11-21	vs. Charlotte^	W (2ot)	79-75
11-23	NORTH CAROLINA WESLEYAN	W	96-56

ALL-TIME RESULTS

11-27	THE CITADEL	W	72-64
12-4	CHARLESTON SOUTHERN*	W	73-71
12-13	at LSU	W (ot)	78-69
12-18	vs. East Carolina%	W	59-58
12-20	THOMAS MORE	W	125-70
12-31	RADFORD*	W	77-59
1-2	HIGH POINT*	W	78-60
1-6	at VMI*	W	109-87
1-8	at Liberty*	W	70-67
1-13	WINTHROP*	W	74-69
1-15	PRESBYTERIAN*	W	60-42
1-20	at UNC Asheville*	W	80-59
1-22	at Gardner-Webb*	W	58-55
1-27	at High Point*	W	82-58
1-29	at Radford*	W	86-63
2-3	LIBERTY*	W	77-71
2-5	VMI*	W	99-86
2-10	at Presbyterian*	W	61-41
2-12	at Winthrop*	W	61-56
2-15	GARDNER-WEBB*	L	57-59
2-17	NORTH CAROLINA CENTRAL	W	94-59
2-22	UNC ASHEVILLE	L	58-61
2-26	at Charleston Southern*	W	81-77
3-1	GARDNER-WEBB@	W	83-72
3-3	VMI@	W	89-81
3-5	UNC ASHEVILLE@	L	47-60
3-15	at Alabama\$	L	44-68

^ - Charleston Classic (Charleston, S.C.)

% - at Myrtle Beach Convention Center

* - Big South Conference game

@ - Big South Tournament (Conway, S.C.)

\$ - NIT First Round (Tuscaloosa, Ala.)

• 2011-12 •

RECORD: 19-12, 12-6 BIG SOUTH
COACH: CLIFF ELLIS

Date	Opponent	W/L	Score
11-11	COVENANT	W	96-54
11-12	METHODIST	W	104-61
11-15	LSU	W	71-63
11-18	SPALDING	W	87-43
11-22	at Clemson	W	60-59
11-26	at FIU	L	62-64
12-1	VMI*	W	87-78
12-3	LIBERTY*	W	78-68
12-6	at The Citadel	W	80-58
12-16	LYNCHBURG	W	86-61
12-19	at East Carolina	L	51-76
12-22	COLLEGE OF CHARLESTON	L	70-77
12-31	at High Point*	W	55-52
1-2	at Campbell*	L (ot)	65-70
1-7	at Charleston Southern*	W (ot)	80-77
1-12	GARDNER-WEBB*	W	65-63
1-14	PRESBYTERIAN*	W	81-63
1-17	at UNC Asheville*	L	81-88
1-21	RADFORD*	W	82-62
1-26	at Presbyterian*	W	52-49

1-28	at Gardner-Webb*	W	70-56
2-4	CHARLESTON SOUTHERN*	W	71-58
2-7	CAMPBELL*	L	75-81
2-9	HIGH POINT*	L	65-70
2-11	at Winthrop*	L	57-67
2-14	UNC ASHEVILLE*	W	74-69
2-18	TENNESSEE TECH^	L	71-77
2-23	at Liberty*	L	57-61
2-25	at VMI*	W	81-64
2-29	vs. VMI@	L	68-85
3-13	at Old Dominion\$	L	66-68

^ - Sears BracketBusters (Conway, S.C.)

* - Big South Conference game

@ - Big South Tournament (Asheville, N.C.)

\$ - CollegelInsider.com Tournament (Norfolk, Va.)

• 2012-13 •

RECORD: 14-15, 9-7 BIG SOUTH
COACH: CLIFF ELLIS

Date	Opponent	W/L	Score
11-9	AKRON	W (ot)	74-70
11-13	at Ole Miss	L	72-90
11-15	at Tennessee Tech	L	69-71
11-20	JOHNSON & WALES	W	96-40
11-24	FIU	L	77-87
11-28	at Boston University	L	44-74
12-6	BOSTON UNIVERSITY	L	63-69
12-13	TOCCOA FALLS	W	75-38
12-19	CLEMSON	W	69-46
12-22	at College of Charleston	L	51-60
12-30	GREENSBORO	W	85-65
1-5	at Longwood*	W	80-72
1-9	PRESBYTERIAN*	W	61-43
1-12	at Liberty*	L	56-64
1-16	at Gardner-Webb*	L	65-66
1-19	VMI*	W	72-49
1-23	at UNC Asheville*	L	60-63
1-26	CAMPBELL*	W	73-59
1-30	at Winthrop*	L	48-61
2-2	RADFORD*	W	62-52
2-6	CHARLESTON SOUTHERN*	W	73-53
2-9	at High Point*	L	62-74
2-13	at Presbyterian*	W	60-53
2-16	GARDNER-WEBB*	L	63-70
2-19	UNC ASHEVILLE*	W	65-64
2-23	at Western Carolina^	L	70-80
2-27	WINTHROP*	W	73-54
3-2	at Charleston Southern*	L	64-75
3-5	LIBERTY@	L	61-78

^ - Ramada Worldwide BracketBusters (Cullowhee, N.C.)

* - Big South Conference game

@ - Big South Tournament (Conway, S.C.)

• 2013-14 •

RECORD: 21-13, 11-5 BIG SOUTH
COACH: CLIFF ELLIS
BIG SOUTH SOUTH DIVISION CHAMPION
BIG SOUTH TOURNAMENT CHAMPION
NCAA TOURNAMENT

Date	Opponent	W/L	Score
11-8	at Akron	L	63-72
11-11	GUILFORD	W	76-49
11-16	OLE MISS	L	70-72
11-19	at Minnesota!	L	72-82
11-23	ST. FRANCIS BROOKLYN^	W	70-59
11-24	LOUISIANA^	L	69-73
11-29	at Clemson	L	40-69
12-4	WESTERN CAROLINA	W	76-68
12-5	N.C. WESLEYAN	W	89-54
12-14	REINHARDT	W	118-82
12-17	at S.C. State	L	78-83
12-21	at Central Connecticut	W	65-62
12-30	S.C. STATE	L	58-68
1-3	CENTRAL CONNECTICUT	W	86-67
1-8	at Charleston Southern*	L	58-70
1-11	at Gardner-Webb*	W	81-69
1-15	UNC ASHEVILLE*	W	81-78
1-18	WINTHROP*	L (OT)	72-73
1-22	at Presbyterian*	W	84-72
1-25	at Radford*	W	69-61
1-29	LIBERTY*	W	66-64
2-1	at Campbell*	W	61-58
2-5	HIGH POINT*	L	74-77
2-8	LONGWOOD*	W	67-58
2-12	at VMI*	W	83-78
2-15	GARDNER-WEBB*	W	75-60
2-19	at Winthrop*	L	65-75
2-22	at UNC Asheville*	L	85-100
2-26	PRESBYTERIAN*	W	70-51
3-1	CHARLESTON SOUTHERN*	W	63-61
3-7	CHARLESTON SOUTHERN#	W(2ot)	73-68
3-8	VMI#	W	66-62
3-9	WINTHROP#	W	76-61
3-21	Virginia (#3) \$	L	59-70

! - 2013 EA SPORTS Maui Invitational Opening Games

^ - 2013 EA SPORTS Maui on the Mainland Invitational (Conway, S.C.)

* - Big South Conference game

- Big South Tournament (Conway, S.C.)

\$ - NCAA Tournament (Raleigh, N.C.)

ALL-TIME RESULTS

• 2014-15 •

RECORD: 24-10, 12-6 BIG SOUTH
COACH: CLIFF ELLIS
BIG SOUTH TOURNAMENT CHAMPION
NCAA TOURNAMENT

Date	Opponent	W/L	Score
11-14	TRINITY BAPTIST	W	79-36
11-16	at UCLA !	L	71-84
11-18	COLUMBIA INTERNATIONAL	W	82-51
11-22	PIEDMONT INTERNATIONAL	W	76-33
11-26	vs. Louisiana-Monroe ^	W	61-48
11-27	at Chattanooga ^	L	67-78
12-2	SOUTH CAROLINA STATE	W	66-52
12-5	at Auburn	W	58-54
12-11	WARREN WILSON	W	85-40
12-14	at South Carolina State	W	57-43
12-18	at Ole Miss	L	68-71
12-21	at Central Arkansas	W	72-55
12-31	at High Point *	W	83-68
1-3	CHARLESTON SOUTHERN *	W	83-74
1-8	LONGWOOD *	W	76-70
1-10	at Liberty *	W	69-54
1-12	at Campbell *	W	70-67
1-17	GARDNER-WEBB *	L	67-82
1-22	at UNC Asheville *	L	65-75
1-24	PRESBYTERIAN COLLEGE *	W	63-52
1-28	WINTHROP *	L	68-75
1-31	at Gardner-Webb *	L	64-66
2-3	UNC ASHEVILLE *	W	68-56
2-6	HIGH POINT *	W	65-60
2-11	at Charleston Southern *	L	72-83
2-14	LIBERTY *	W	96-56
2-16	at Radford *	W	65-59
2-19	CAMPBELL *	W	81-57
2-23	at Longwood *	W	72-59
2-26	at Presbyterian College	L	69-80
3-6	UNC ASHEVILLE #	W	74-57
3-7	GARDNER-WEBB #	w	73-70
3-8	WINTHROP #	W	81-70
3-20	vs. Wisconsin (#3) \$	L	72-86

! - 2014 Battle 4 Atlantis Opening Round Game

^ - 2014 Battle 4 Atlantis Mainland Bracket (Chattanooga, Tenn.)

* - Big South Conference game

- Big South Tournament (Conway, S.C.)

\$ - NCAA Tournament (Omaha, Neb.)

• 2015-16 •

RECORD: 21-12, 12-6 BIG SOUTH
COACH: CLIFF ELLIS
CIT TOURNAMENT
CIT SEMIFINALS

Date	Opponent	W/L	Score
11-13	vs. Nevada!	L	56-73
11-15	at Hawai'i!	L	63-74
11-18	GRACE BIBLE	W	104-67
11-21	PIEDMONT INTERNATIONAL	W	116-35
11-24	at College of Charleston	W	67-61
11/28	at Campbell*	L	73-79
12-2	AUBURN	L	78-81
12-6	RADFORD*	W	63-58
12-9	NC WESLEYAN	W	98-73
12-14	at Wofford	W	71-63
12-18	at Wake Forest	L	77-83
12-20	ALABAMA STATE	W	68-65
12-31	at Gardner-Webb*	L	61-65
1-2	WINTHROP*	W	82-63
1-6	LIBERTY*	L	61-62
1-9	at Longwood	L	61-76
1-14	PRESBYTERIAN*	W	87-58
1-16	at High Point*	W	71-68
1-23	at Charleston Southern*	W	78-63
1-27	UNC ASHEVILLE*	Wot	68-66
1-30	CAMPBELL *	W	97-68
2-3	at Presbyterian*	W	69-66
2-6	at Radford*	W	72-60
2-11	HIGH POINT*	L	67-68
2-13	GARDNER WEBB*	W	78-71
2-18	at Winthrop*	L	67-79
2-25	CHARLESTON SOUTHERN*	W	68-60
2-27	at UNC Asheville*	W	81-79
3-4	vs. Gardner-Webb#	L	65-69
3-16	MERCER\$	W	66-57
3-19	NEW HAMPSHIRE\$	W	71-62
3-23	GRAND CANYON\$	W	60-58
3-27	UC IRVINE\$	L	47-66

! - Outrigger Resorts Rainbow Classic (Honolulu, Hawai'i)

* - Big South Conference game

- Big South Tournament (Buies Creek, N.C.)

\$ - CIT Tournament (Conway, S.C.)

• 2016-17 •

RECORD: 20-19, 10-8 SUN BELT
COACH: CLIFF ELLIS
CBI TOURNAMENT
CBI FINALS

Date	Opponent	W/L	Score
11-11	at Alabama	L	53-70
11-14	COLLEGE OF CHARLESTON	L	64-71
11-16	COPPIN STATE	W	89-59
11-19	at Brigham Young	L	65-81
11-21	vs. Southern Utah!	W	83-68
11-23	at Wake Forest	L	74-86
11-29	CHATTANOOGA	L	52-68
11-30	METHODIST	W	88-59
12-3	UNC ASHEVILLE	L	77-79 (OT)
12-5	PIEDMONT INTERNATIONAL	W	100-63
12-10	NORTH CAROLINA CENTRAL	W	70-67
12-15	at Auburn	L	72-117
12-19	WOFFORD	L	74-75
12-31	at Texas Arlington*	L	69-90
1-2	at Texas State*	W	60-53
1-7	ARKANSAS STATE*	W	80-65
1-9	LITTLE ROCK*	W	66-63
1-14	APPALACHIAN STATE*	W	85-73
1-21	at Georgia State*	L	56-76
1-23	at Georgia Southern*	L	80-91
1-28	TEXAS STATE*	L	50-52
1-30	TEXAS ARLINGTON*	W	72-70
2-4	at Little Rock*	W	82-75
2-6	at Arkansas State*	L	57-67
2-11	GEORGIA SOUTHERN*	W	82-70
2-13	GEORGIA STATE*	W	65-64
2-18	at Troy*	L	78-87
2-20	at South Alabama	W	81-77 (OT)
2-25	LOUISIANA*	L	77-79
2-27	LOUISIANA MONROE*	W	77-72
3-4	at Appalachian State*	L	73-77
3-8	vs. South Alabama #	W	80-67
3-10	vs. Texas Arlington #	L	51-74
3-15	HAMPTON \$	W	83-67
3-20	LOYOLA (Md.) \$	W	72-63
3-22	ILLINOIS CHICAGO \$	W	89-78
3-27	WYOMING \$	W	91-81
3-29	at Wyoming %	L	57-81
3-31	at Wyoming %	L	59-83

! - MGM Tournament (Las Vegas, Nev.)

* - Sun Belt Conference game

- Sun Belt Tournament (New Orleans, La.)

\$ - CBI Tournament (Conway, S.C.)

% - CBI Tournament (Larmie, Wyo.)