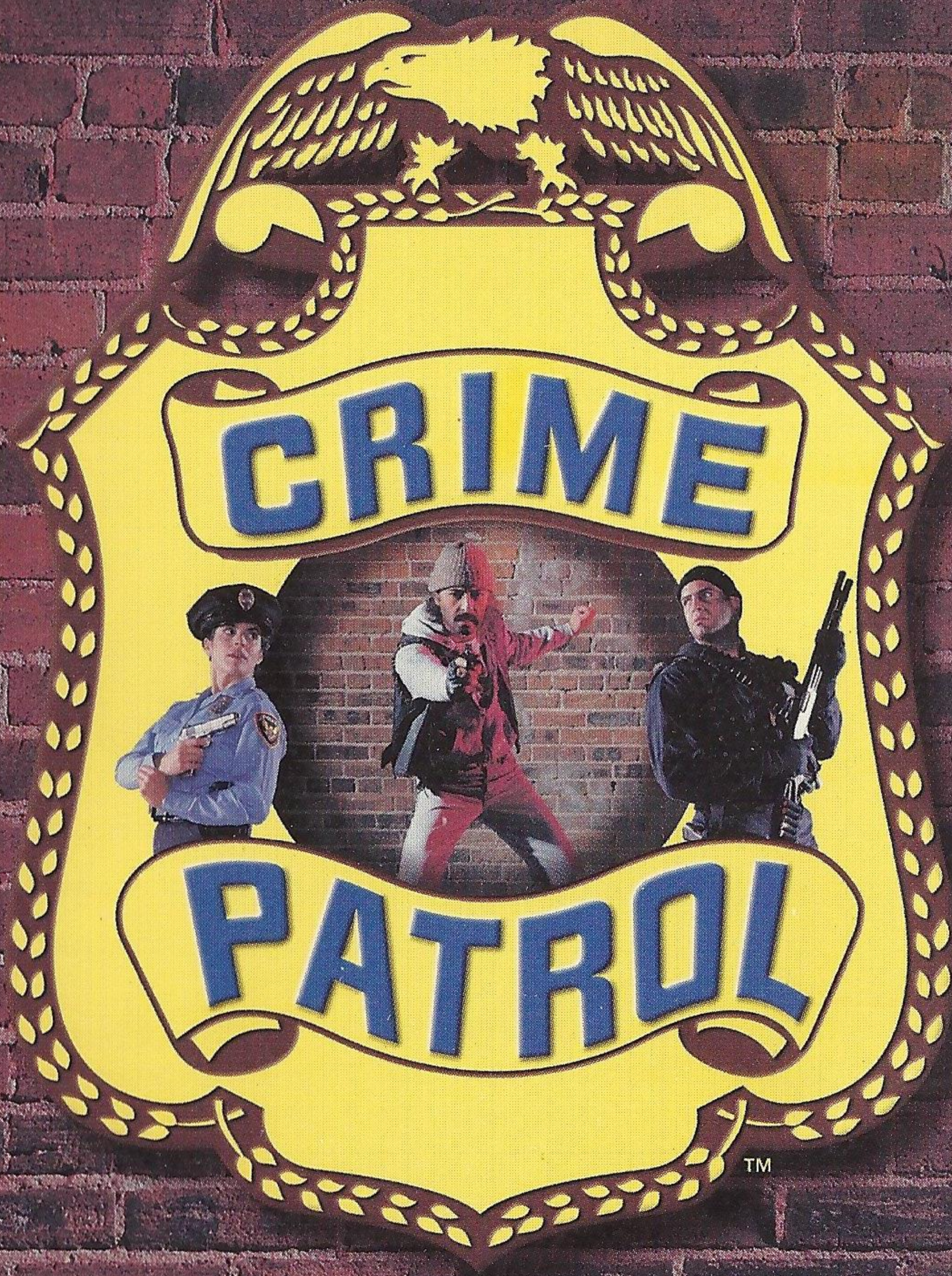



SEGA™

CD  
ROM  
SEGA  
GAMES



**LIVE ACTION**  
MOTION PICTURE  
**ACTION**

*The Arcade Smash Hit*



LICENSED BY SEGA ENTERPRISES, LTD.  
FOR PLAY ON THE SEGA CD™ SYSTEM

# WARNING:

## READ BEFORE USING YOUR SEGA VIDEO GAME SYSTEM

A very small percentage of individuals may experience epileptic seizures when exposed to certain light patterns or flashing lights. Exposure to certain patterns or backgrounds on a television screen or while playing video games may induce an epileptic seizure in these individuals. Certain conditions may induce undetected epileptic symptoms even in persons who have no history of prior seizures or epilepsy. If you, or anyone in your family, has an epileptic condition, consult your physician prior to playing. If you experience any of the following symptoms while playing a video game—dizziness, altered vision, eye or muscle twitches, loss of awareness, disorientation, any involuntary movement, or convulsions—IMMEDIATELY discontinue use and consult your physician before resuming play.


## HANDLING YOUR CD DISK

- The Sega CD Disc is intended for use exclusively with the Sega CD system.
- Handle it with care. Do not bend it, crush it or submerge it in liquids.
- Do not leave it in direct sunlight or near a radiator or other source of heat.
- Be sure to take an occasional recess during extended play, to rest yourself and the Sega CD.
- KEEP YOUR SEGA CD DISC CLEAN. Always hold by the edges, and keep in it's case when not in use. Clean with a lint-free, soft dry cloth--wiping in straight lines from center to edge. Never use solvents or abrasive cleaners.

WARNING TO OWNERS OF PROJECTION TELEVISIONS: STILL PICTURES OR IMAGES MAY CAUSE PERMANENT PICTURE-TUBE DAMAGE OR MARK THE PHOSPHOR OF THE CRT. AVOID REPEATED OR EXTENDED USE OF VIDEO GAMES ON LARGE-SCREEN PROJECTION TELEVISIONS.




This official seal is your assurance that this product meets the highest quality standards of SEGA™. Buy games and accessories with this seal to be sure that they are compatible with the SEGA CD™ SYSTEM.



**Rookie  
Detective  
Swat  
Delta**



# Getting Started



Control Pad to Control Port 1  
on the Genesis Console

1. Connect your Sega CD and Sega Genesis™ systems and plug in a control pad into control plug 1. A control pad, GAMEGUN™, Menacer™, Sega Mouse™, or other lightpin gun can be plugged into control plug 2. Turn on your TV or monitor, and then turn on your Genesis.

2. Place the *Crime Patrol* CD into the disc tray, label side up. Close the tray.

3. If the Sega CD logo is on screen, press START to begin. If the Control Panel is on screen, move the cursor to the CD-ROM button, and then press Button A, B or C. The Sega screen appears.

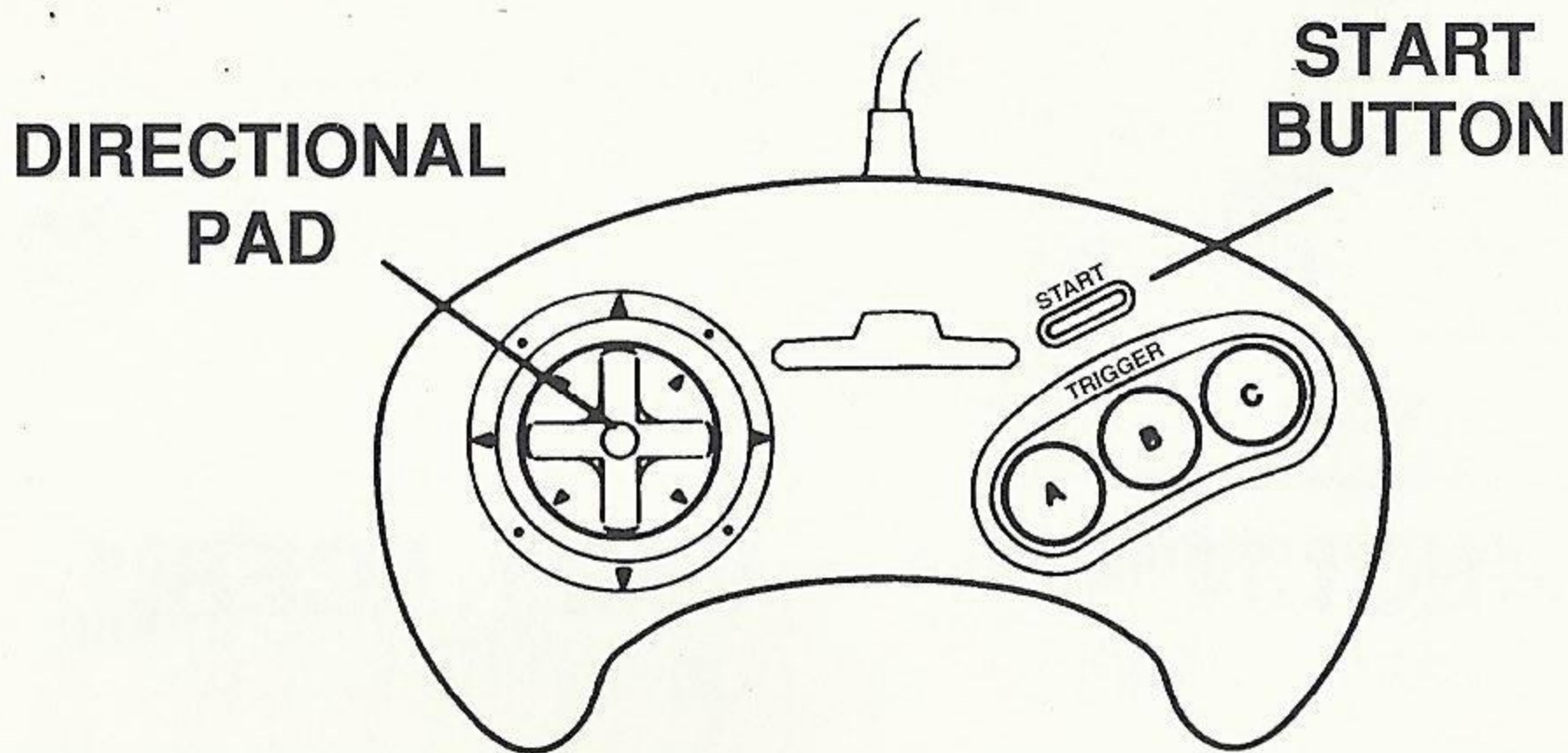
## START SCREEN

The start screen is approached from the demo loop by pressing the START button on the control pad in control plug 1. The start screen allows you to start the game for 1 player or 2 players, using either the control pad or the device plugged into control plug 2. An options menu can be accessed from this start screen.

## OPTIONS SCREEN

The options screen is approached from the start screen by using the START button on the control pad in control plug 1. The directional and START button on the control pad in control plug 1 are used to select an option in the option screen. Difficulty levels are Wimp (default), Easy and Difficult. If the device plugged into control plug 2 is the GAMEGUN™, Menacer™, or other lightpin gun, the flashing color can be selected as BLUE (default) WHITE and CYAN. The calibration screen is reached from the options menu.

# Knowing Your Controls



## CONTROL PAD

Shown as "Joypad" on start screen

### Start Button:

- If the Sega CD logo appears after loading the disc, you can press the start button immediately to begin the game review, or the system will automatically go into the game review after a 10 second pause. The game review mentions important hints and explains what the game is about.
- Starts game play. Press the start button to get to the start screen for player options.
- Pauses the game.

### Directional Pad:

- In start or options screen, used for selection.
- Aims your ten shooter.
- When moved to the bottom of the screen, allows the gun to be holstered and reloaded.

### "A" Button:

- When the gun is pointing into the screen, fires your ten shooter.
- When the gun is pointing down, drops the gun into the holster for a reload.

### "B" Button:

- Used to double the speed of gun movement.
- If "C" BUTTON is also pressed, speed is 8 times faster.

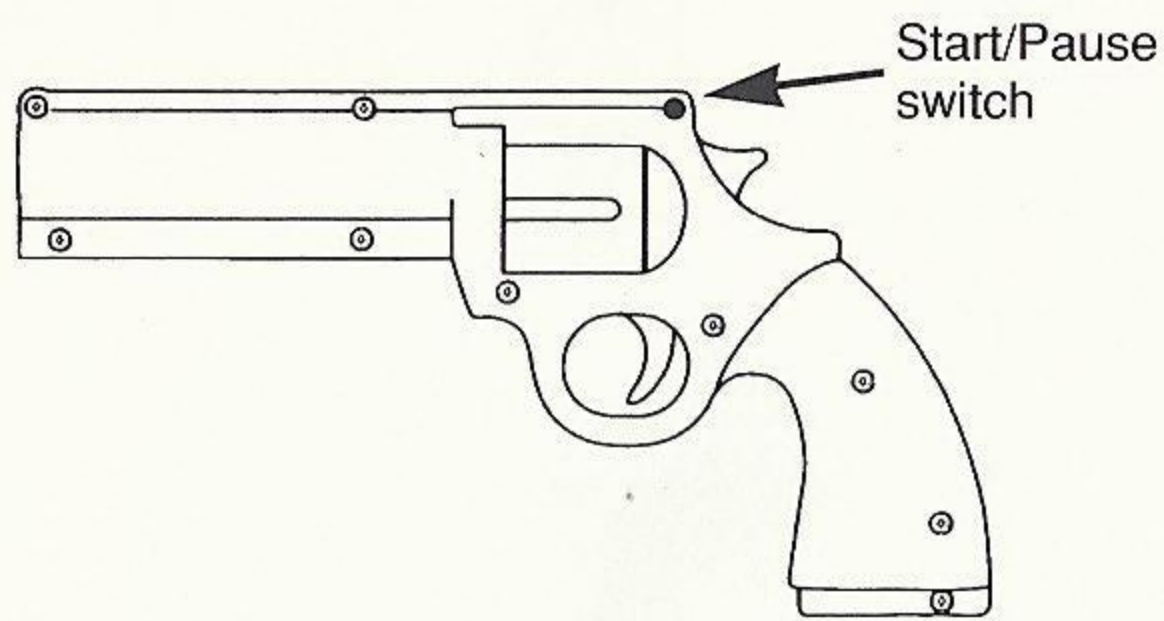
### "C" Button:

- Used to quadruple the speed of gun movement.

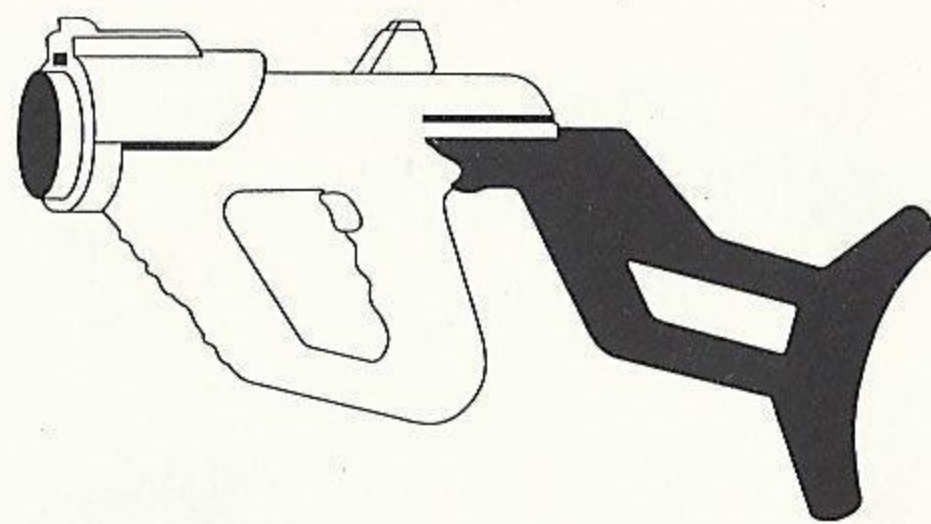
### Two Player Mode:

- When using two control pads for two player mode, player 1 is control pad 1 and player 2 is control pad 2. See general two player notes later.

# GENERAL GUN USAGE




**GAMEGUN™**  
(Highly Recommended)



**MENACER™**

- The gun fires where pointed on the screen as long as you have bullets.
- Reload by shooting off screen (the Menacer™ box that sits above your TV must detect that the menacer has fired, so point in its direction).
- The FRONT bottom button can be used to pause the game with the Menacer. The GAMEGUN™ has a start/pause button on the left side.
- Some video guns require using the control pad START button to pause or to view the start screen.
- The guns work best when in the range of 5 to 12 feet from the television screen.
- The guns can be calibrated by selecting calibrate on the OPTIONS screen. To calibrate the gun, push "A" button on the control pad in control port 1. Aim the gun at the center of the bullseye and press the trigger. Check the accuracy of the gun and recalibrate if necessary.



## MEGA MOUSE™

- Moving mouse aims your ten shooter.
  - Dropping your ten shooter to the bottom of the screen allows it to be reloaded.
  - The START button on the control pad in control plug 1 is used to start and pause the game.
- Older Genesis models may experience Mega Mouse™ incompatibility.

# TWO PLAYER GENERAL

- Two player mode is an alternating style of play, each player plays until the until he or she loses a life, then the other player plays.
- The score for each player is displayed at the top, the score for player 1 on the left, and the score for player 2 on the right. The bullet beside the score indicates which player is currently playing.
- Between each player's turn, a screen will show which player's turn it is and will ask that player to shoot at the bullseye to start their turn. Note that the game will wait until the bullseye has been shot before continuing.

# RESTART

- If you want to RESTART or go back to the START SCREEN for other selections, hold all three A, B and C buttons down and press START button.

# CLUES

- Citizens who are not so law abiding will appear on screen. Shoot them before they shoot you.
- If you accidentally shoot an innocent person you may lose a life.
- Some scenes will allow you to skip quickly to the next action scene by firing a shot.

# **SEGA CD GAME DEVELOPMENT ACKNOWLEDGEMENTS**

**Sega Programmers:**      **Li Tan**  
                                     **Tom Desmarais**  
                                     **Steve Stewart**  
                                     **Durwin De Larue**

**Artwork:**                **Maida Smith**  
                                     **Jeffrey Backer**

**AMERICAN LASER GAMES, INC.**



AN INTERACTIVE VIDEO PRODUCTION BY AMERICAN LASER GAMES, INC.

# ORIGINAL ARCADE PRODUCTION ACKNOWLEDGEMENTS

**"Crime Patrol" Executive Producer:**

Robert Grebe

**Producer**

David O. Roberts

**Dialog**

Ben Zeller

**Creative Manager**

Randy Quick

**Art Director**

Kylene Wing

**Production Assistants**

Steve Malin

Josh Ott

**Stylist**

Nancy Harvin

**Props Assistants**

Jorge Andrade

Patt B. Garcia

**Wardrobe**

Carolyn Fleming

**Wardrobe Assistant**

Mary McCarthy

**Make-up/Hair**

Merle Dean Sanchez

**Make-up/Hair Assistant**

Gina La Mendola

**Stylist**

Nancy Harvin

**Gun Wrangler**

Utah Conner

**Gun Wrangler Assistants**

Steve Harrow

Tim Carr

**Stunt Coordinator**

Ken Bates

**Special Effects Coordinator**

Dieter Sturm

**Special Effects Foreman**

Yvonne Sturm

**Special Effects Construction**

Rick Beaulieu

**Sound Recordist**

Eric Williams

**Audio Post Production &**

**Gun Security**

Paul Senych

**Graphics Design**

Kelly Lujan

**Director**

Barry Kirk

**Game Programmer**

Pierre Maloka

Steve Frank

**Producer/Assistant Director**

Les Wells

**Engineer**

Steve Denning

**Assistant to the Producers**

Michelle Scutti

**Swat Team Coordinator**

Russ Showers

**Office Managers for  
Southwest Productions**

Rebecca Beall

Leslie Stone

**Senior Editor**

Greg Kiernan

**Key Grip**

George Tague

**Best Boy**

Myke Groves

**Gaffer**

John Stearns

**Electrician**

Bob Willis

**Script Clerk**

Peggy Durkin

**Artwork**

Maida Smith

**Original Music Score**

John Wagner Recording Studios

**Still Photographer**

Ralph Genter

**Craft Services/Catering**

Evergreen Catering

**Transportation Vehicles**

Wayne Elliott

Lindsay Elliott

Bill Saylor

**Post Production Facilities**

30 Second Street

**Paramedic**

Ken Garcia

# ORIGINAL ARCADE PRODUCTION ACKNOWLEDGEMENTS

## CONTINUED - CAST

### ROOKIE COP LEVEL

Rookie Patrol Partner:

Rima Miller

Stockboy:

Samuel Martinez

Shoppers:

Stanley Allen

Krista Gallegos

Ronald Ortiz

Melissa Shipley

Tracey Weisert

Gang Fight:

Armando Ortega

Chris Ballard

Katherine Haupt

Mario Garcia

Youn Bom Kim

Melissa H.Salsich

Larry D. Tapia III

Chau Taan

### DETECTIVE LEVEL

Undercover

Cop Partner:

Mike Fleming

Stolen Car Ring:

Ring Leader:DA

Keith Knapp

D. Williams

Drug Ring:

Drug Lord:

David House

Girlfriend:

C.H. Shelley

Bodyguard:

Justin Gouch

Limo Driver:

Clifford Washington Jr.

Mob Hangout:

Mob Leader:

Joseph Biodidi

Girlfriend:

Amy Lawrence

Mob Members:

Shawn Blea

Manny Smith

Roy E. Tanner

Dancers:

Christina "Kelly"

Kathryn "Kathy"

Michelle "Michelle"

Pamela "Pam"

Renee "Randy"

Tina "Terra"

### SWAT TEAM LEVEL

Partner:

Paulette Pascal

Meth Lab:

News Reporter:

Teresa Rodriguez

Meth Lab Girls:

Delta Bayer

Cynthia King

Bank Scene:

Bank Hostage:

Jim Bradfield

Bank Teller:

Mike Pascale

Crack House:

Bikers:

Charlie "Z"

Samantha Kluge

Pierre Maloka

Blair Powless

### DELTA TEAM LEVEL

Partner:

Glenn Atkins

Nuclear Power Plant

Takeover:

Terrorists:

Chris Martin

Storey Smith

News Reporters:

April Neibauer

Teresa Rodriguez

Plant Worker:

Edward Thomas

Terrorist Hostage Scene:

Terrorist Leader:

Tony Oliva

African Prince & Princess:

Chris Whittaker

Adrienne Bailey

Stewardess:

Colleen Clear

Skycap:

Ronald Keith

Airport Extras:

Jason Max Adams

Michael Allen

Mona Baca

Fred Bannon

Iliana Carrillo

Lisa Harris

Douglas D. Henry

Frank J. Lopez

Jennifer Maulsby

Gina Munn

Monica Otero

Manny Perry

Gail Rubin

Sandi Sena

Catherine Taylor

Mark Walch

Dale J. Wendt

Airplane

Highjacking:

Terrorists:

Sam Rasheed

Dennis Romo

Pilot:

Arthur Albert

Stewardesses:

Tracy Dodrill

Pamela Ritke

Airplane Extras:

Susan Coberly

Gary Correll

John Hindi

Ron Kathman

Mary Langlois

Silesha Montano

Shelton Neckles

Robyn Nielsen

Sabrina L. Parrish

Teresa P.-Smith

Audrey Perea

Laurie Reipma

Hunter Richards

Allyson Smith

Saber Sowell

J.T. Stewart

Lorraine Valdez

Germ Warfare:

Leader:

Michael White

Stunt People:

Chris "Stranded"

Denise "Armadillo"

Ken "I-YI-YI"

Nick "The Animal"

Spiro "The Hero"

Troy "Boy"

The Swat Team:

Charlie, Dan, Douglas, Ed,

Fritz, James, Jerry, Jim, Marc,

Neil, Rubin, Russ, Scott,

Steve, Terry, Wayne

New Mexico Gunfighters

Association:

David Alan May

Jeff Arbogast

Bob Bennett

Susan Bennett

Heidi Briscoe

Lee Briscoe

William Briscoe

Debi Brunty

Wendy Brunty

Tim Eddy

Jim Gottschalk

Lisa Hiser

Jennifer Jacobs

Janet Jordan

Paul Kaveshan

John Krizan

Lisa Kay Krizan

Bud Light

Elaine McNair

Larry McNair

Steve Nessel

Shawn Orgill

Larry Payne

Cynthia Savell

Dawn Sleeper

Jan Stanad

John Stults

Mike Trompak

Josie Vega

Roy Ward


Crime Patrol is a licensed product, trademark and copyright ©1993, ©1994 of American Laser Games, Inc. All rights reserved.

LICENSED BY SEGA ENTERPRISES, LTD. FOR PLAY ON THE SEGA CD™ SYSTEM.

SEGA AND SEGA CD ARE TRADEMARKS OF SEGA ENTERPRISES, LTD. MENACER, MEGAMOUSE AND ACTIVATOR ARE TRADEMARKS OF SEGA OF AMERICA, INC. ALL RIGHTS RESERVED.

PATENTS: U.S. #'s 4,442,486/4,454,594/4,462,076; Europe # 80244;  
Canada #'s 1,183,276/1,082,351; Hong Kong# 88-4302;  
Germany # 2,609,826; Singapore # 88-155; U.K.# 1,535,999;  
France # 1,607,029; Japan #'s 1,632,396

# Live Motion Picture Action




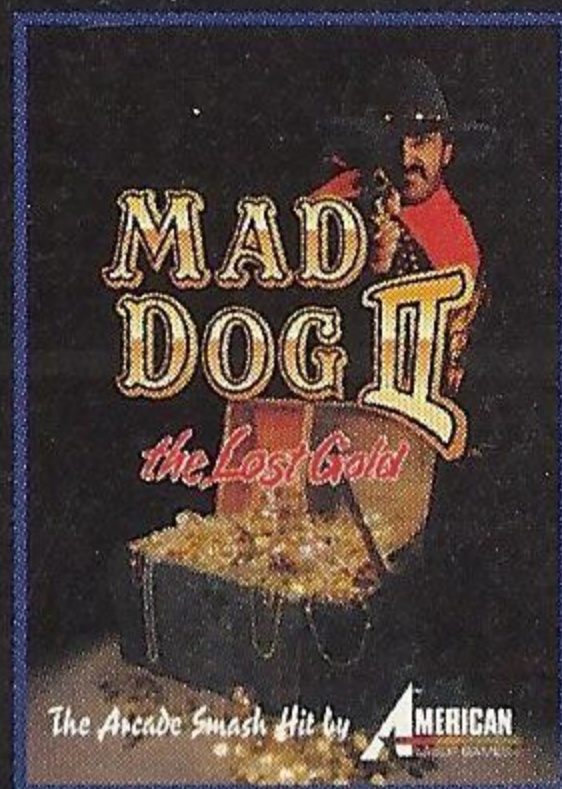



Created by



Now you can enjoy exciting motion picture arcade hits on the SEGA CD™ system. American Laser Games captivates the

arcade industry with interactive live motion picture games. Now these action-packed arcade hits are coming to your home on SEGA CD™



Mad Dog McCree, Who Shot Johnny Rock?, Space Pirates, Mad Dog II The Lost Gold, Crime Patrol and Drug Wars are trademarks of American Laser Games, Inc. Crime Patrol is a licensed product and © 1993, 1994 of American Laser Games, Inc., 4801 Lincoln Rd. NE, Albuquerque, NM 87109. All rights reserved.

SEGA and SEGA CD are trademarks of SEGA Enterprises, LTD. All rights Reserved. Manufactured in the U.S.A.

THE VIDEOGAME RATING COUNCIL, ITS RATING SYSTEM, SYMBOLS AND INDICIA ARE TRADEMARKS OF SEGA OF AMERICA, INC. © 1993 SEGA.